

DOCUMENT RESUME

ED 355 889

HE 026 332

AUTHOR Balfour, Linda F., Comp.  
 TITLE Statistical Abstract of Higher Education in North Carolina, 1992-93. Research Report 1-93.  
 INSTITUTION North Carolina Univ., Chapel Hill. General Administration.  
 PUB DATE Apr 93  
 NOTE 279p.  
 PUB TYPE Statistical Data (110)

EDRS PRICE MF01/PC12 Plus Postage.  
 DESCRIPTORS College Faculty; College Housing; College Libraries; Colleges; College Students; Community Colleges; Degrees (Academic); Enrollment; Enrollment Trends; \*Higher Education; Paying for College; Private Colleges; \*Statistical Data; Student Characteristics; Student Financial Aid; Teacher Characteristics; Transfer Students; Universities  
 IDENTIFIERS \*North Carolina

ABSTRACT

This abstract presents statistical data on higher education activities in North Carolina from simple counts of enrollment and degrees conferred to complex analyses of the flow of student transfers among institutions. Data for the abstract were assembled from information supplied by the colleges and universities for the 1992-93 academic year. Following a preface, introduction, and map of the state listing and locating the institutions, the data are presented in 11 sections: (1) current enrollment; (2) enrollment trends; (3) undergraduate transfers; (4) degrees conferred; (5) faculty; (6) library resources; (7) costs to students; (8) admissions; (9) student financial aid; (10) student housing; and (11) general (North Carolina University enrolment and allocations made to North Carolina private institutions and state legislative tuition grants for the year). Each of these sections contain extensive tables and figures presenting and illustrating the data. (JB)

\*\*\*\*\*  
 \* Reproductions supplied by EDRS are the best that can be made \*  
 \* from the original document. \*  
 \*\*\*\*\*

# STATISTICAL ABSTRACT OF HIGHER EDUCATION IN NORTH CAROLINA 1992-93

U.S. DEPARTMENT OF EDUCATION  
Office of Educational Research and Improvement  
EDUCATIONAL RESOURCES INFORMATION  
CENTER (ERIC)

- This document has been reproduced as received from the person or organization originating it
- Minor changes have been made to improve reproduction quality

- Points of view or opinions stated in this document do not necessarily represent official OERI position or policy

"PERMISSION TO REPRODUCE THIS  
MATERIAL HAS BEEN GRANTED BY

University of N.C.  
Chapel Hill, General  
Administration

TO THE EDUCATIONAL RESOURCES  
INFORMATION CENTER (ERIC)."

RESEARCH REPORT 1-93 (APRIL 1993)  
THE UNIVERSITY OF NORTH CAROLINA  
CHAPEL HILL, NORTH CAROLINA

THE  
UNIVERSITY  
OF  
NORTH CAROLINA

Samuel H. Poole, *Chairman*  
Board of Governors

C. D. Spangler, Jr.  
*President*

The University of North Carolina  
General Administration  
P. O. Box 2688  
910 Raleigh Road  
Chapel Hill, North Carolina  
27515-2688

"This publication is printed on permanent, acid-free paper in compliance with the General Statutes of the State of North Carolina."

"The University of North Carolina is an Equal Opportunity/Affirmative Action Employer."

Admission to, employment by, and promotion in The University of North Carolina and all of its constituent institutions shall be on the basis of merit, and there shall be no discrimination on the basis of race, color, creed, religion, sex, or national origin.

---

1,650 copies of this public document were printed at a cost of \$8,858.00, or \$5.36 per copy.

**STATISTICAL ABSTRACT  
OF HIGHER EDUCATION  
IN NORTH CAROLINA, 1992-93**

**Report Compiled by  
Planning Division - General Administration  
Linda F. Balfour, Director of Data Collection and Reporting**

**(APRIL 1993)  
THE UNIVERSITY OF NORTH CAROLINA**

## PREFACE

The University of North Carolina presents the twenty-sixth annual Statistical Abstract of Higher Education in North Carolina. This abstract covers the breadth of higher education activities in the State in their quantitative aspect, from simple counts of enrollment and degrees conferred to complex analyses of the flow of student transfers among institutions. This wide range of information, collected and published annually, should be useful to members of the public and to planners and educators in educational institutions and government agencies. In this edition, new information has been added to the section on enrollment. It is hoped that the information will aid in the more effective use of resources allocated to higher education.

The data for the abstract were assembled by the Planning Division of the General Administration of the University of North Carolina from information supplied by the colleges and universities. I especially wish to acknowledge the work of Linda Balfour and Arlene Spivey of the General Administration staff for their meticulous care in assembling and editing the abstract and the computing staff for generating data. Acknowledgement is also due to assisting officials at the institutions, public and private, for their continuing and wholehearted cooperation. To all, I express my sincere appreciation.

C. D. Spangler, Jr.  
President

## CONTENTS

|  | <i>Page</i> |
|--|-------------|
| PREFACE  | i           |
| LIST OF TABLES   | iii         |
| LIST OF FIGURES  | viii        |
| INTRODUCTION   | ix          |
| I. CURRENT ENROLLMENT  | 1           |
| II. ENROLLMENT TRENDS  | 47          |
| III. UNDERGRADUATE TRANSFERS   | 61          |
| IV. DEGREES CONFERRED  | 75          |
| V. FACULTY   | 95          |
| VI. LIBRARY RESOURCES  | 109         |
| VII. COSTS TO STUDENTS   | 117         |
| VIII. ADMISSIONS   | 127         |
| IX. STUDENT FINANCIAL AID  | 149         |
| X. STUDENT HOUSING   | 165         |
| XI. GENERAL  | 171         |
| <br>   |             |
| APPENDICES   |             |
| A. Sources of Data   | 177         |
| B. Definitions of Terms  | 178         |
| C. Crosswalk of <u>Statistical Abstract</u> Discipline<br>Categories and CIP Categories  | 180         |
| D. Explanation of 1984 Change in the Definition of<br>Curriculum Enrollment Categories Used by the<br>Department of Community Colleges | 181         |

## LIST OF TABLES

| <i>Table</i>   | <i>Page</i> |
|--|-------------|
| <b>CURRENT ENROLLMENT</b>  |             |
| 1. General Characteristics of Resident Credit Headcount Enrollment in North Carolina Colleges and Universities, Fall 1992  | 5           |
| 2. Resident Credit Headcount Enrollment in North Carolina Colleges and Universities by Institution, Residence Status, Full-Time and Part-Time, and Sex, Fall 1992          | 6           |
| 3. Resident Credit Headcount Enrollment in North Carolina Colleges and Universities by Institution, Class, and Level of Instruction, Fall 1992                             | 9           |
| 4. Resident Credit Headcount Enrollment in North Carolina Colleges and Universities by Institution, Level of Instruction, and Residence Status, Fall 1992                  | 12          |
| 5. Full-Time Equivalent Resident Credit Enrollment in North Carolina Colleges and Universities by Institution, Level of Instruction, and Residence Status, Fall 1992       | 15          |
| 6. Resident Credit Headcount Enrollment in North Carolina Community Colleges and Technical Community Colleges by Institution, Fall 1992                                    | 18          |
| 7. Percentage of Resident Credit Headcount Enrollment by Age Distribution at the University of North Carolina, Fall 1992   | 19          |
| 8. Percentage of Resident Credit Headcount Enrollment by Age Distribution at North Carolina Private Colleges and Universities, Fall 1992                                   | 19          |
| 9. Percentage of College Transfer Resident Credit Headcount Enrollment by Age Distribution at North Carolina Community Colleges, Fall 1992                                 | 20          |
| 10. Percentage of Vocational and Technical Resident Credit Enrollment by Age Distribution at North Carolina Community Colleges and Technical Community Colleges, Fall 1992 | 20          |
| 11. Average Age of Total Resident Credit Headcount Enrollment in the University of North Carolina, Fall 1992   | 21          |
| 12. Average Age of College Transfer Resident Credit Headcount Enrollment in North Carolina Community Colleges, Fall 1992   | 21          |
| 13. Average Age of Total Resident Credit Headcount Enrollment (Excluding College Transfer) in North Carolina Community Colleges, Fall 1992                                 | 22          |
| 14. Average Age of Total Resident Credit Headcount Enrollment in North Carolina Technical Community Colleges, Fall 1992  | 22          |
| 15. Average Age of Total Resident Credit Headcount Enrollment in North Carolina Private Senior Colleges and Universities, Fall 1992  | 23          |
| 16. Average Age of Total Resident Credit Headcount Enrollment in North Carolina Private Junior Colleges, Fall 1992   | 23          |
| 17. Home County of In-State Undergraduate Resident Credit Headcount Enrollment in North Carolina Colleges and Universities by Type of Institution, Fall 1992               | 24          |
| 18. Home State of Out-of-State Undergraduate Resident Credit Headcount Enrollment in North Carolina Colleges and Universities by Type of Institution, Fall 1992            | 26          |
| 19. Home County of In-State Undergraduate Resident Credit Headcount Enrollment in the University of North Carolina by Institution, Fall 1992                               | 27          |

| <b>Table</b>   | <b>Page</b> |
|--|-------------|
| 20. Home State of Out-of-State Undergraduate Resident Credit Headcount Enrollment in the University of North Carolina by Institution, Fall 1992                          | 29          |
| 21. Home County of Resident Credit Headcount Enrollment in North Carolina Community Colleges and Technical Community Colleges by County, Fall 1992                       | 30          |
| 22. Home State of Resident Credit Headcount Enrollment in North Carolina Community Colleges and Technical Community Colleges by State, Fall 1992                         | 32          |
| 23. Geographic Origin of Undergraduate Resident Credit Headcount Enrollment in North Carolina Colleges and Universities by Institution, Fall 1992                        | 33          |
| 24. Graduate and First Professional Resident Credit Headcount Enrollment in North Carolina Universities, Fall 1992   | 36          |
| 25. Upper-Division Undergraduate and Post-Baccalaureate Resident Credit Headcount Enrollment in the University of North Carolina by Field of Study, Fall 1992            | 37          |
| 26. Summer School Unduplicated Headcount Enrollment and Credit Hours Registered in North Carolina Colleges and Universities, 1992  | 38          |
| 27. Headcount and Percent of Foreign Resident Credit Headcount Enrollment in North Carolina Colleges and Universities by Institution and Level of Instruction, Fall 1992 | 40          |
| 28. Racial Composition of Resident Credit Headcount Enrollment in North Carolina Colleges and Universities, Fall 1992  | 42          |
| 29. Extension Credit Enrollment in the University of North Carolina, Fall 1992   | 45          |
| <br><b>ENROLLMENT TRENDS</b>   |             |
| 30. Resident Credit Enrollment Trends in North Carolina Colleges and Universities, Fall 1900 - Fall 1992   | 49          |
| 31. Resident Credit Headcount Enrollment in North Carolina Colleges and Universities and Percentage Change by Institution, Fall 1982 - Fall 1992                         | 50          |
| 32. Resident Credit Headcount Enrollment by Residence Status in North Carolina Colleges and Universities, Fall 1982 - Fall 1992  | 53          |
| 33. Percentages of Out-of-State Resident Credit Headcount Enrollment in North Carolina Public Colleges and Universities, Fall 1987 - Fall 1992                           | 54          |
| 34. Resident Credit Headcount Enrollment Trends by Level of Instruction in North Carolina Colleges and Universities, Fall 1982 - Fall 1992                               | 55          |
| 35. Trend in County Origin of In-State <u>Undergraduate</u> Resident Credit Headcount Enrollment in North Carolina Colleges and Universities, Fall 1982 - Fall 1992      | 56          |
| 36. Trend in State Origin of Out-of-State <u>Undergraduate</u> Resident Credit Headcount Enrollment in North Carolina Colleges and Universities, Fall 1982 - Fall 1992   | 59          |
| <br><b>UNDERGRADUATE TRANSFERS</b>   |             |
| 37. Undergraduate Transfers to North Carolina Colleges and Universities, Fall 1982 - Fall 1992   | 63          |
| 38. Undergraduate Transfer Students at North Carolina Colleges and Universities by Type of Institution and Sex, Fall 1992  | 64          |



| <b>Table</b>   | <b>Page</b> |
|--|-------------|
| 39. Undergraduate Transfer Students from Two-Year Colleges to Senior Colleges and Universities in North Carolina by Institution, Fall 1992                             | 65          |
| 40. Undergraduate Transfer Students from Senior Colleges and Universities to Senior Colleges and Universities in North Carolina by Institution, Fall 1992              | 67          |
| 41. Undergraduate Transfer Students from Senior Colleges and Universities to Two-Year Colleges in North Carolina by Institution, Fall 1992                             | 69          |
| 42. Undergraduate Transfer Students from Two-Year Colleges to Two-Year Colleges in North Carolina by Institution, Fall 1992  | 71          |
| 43. Undergraduate Transfer Students from Out-of-State Colleges and Universities to North Carolina Colleges and Universities by State, Fall 1992                        | 73          |
| 44. Transfers into Non-College Parallel Programs at North Carolina Community Colleges and Technical Community Colleges from Other Colleges and Universities, Fall 1992 | 74          |
| <br><b>DEGREES CONFERRED</b>   |             |
| 45. Number of Degrees Conferred by North Carolina Colleges and Universities by Institution, 1988-89 - 1991-92  | 78          |
| 46. Degrees Conferred by North Carolina Colleges and Universities by Field of Study, Level of Degree, Sector, Race, and Sex, 1991-92                                   | 79          |
| 47. Number of Bachelor's Degrees Conferred by North Carolina Colleges and Universities by Institution, Sex, and Field of Study, 1991-92                                | 84          |
| 48. First Professional Degrees Conferred by North Carolina Universities by Institution, Sex, and Field of Study, 1991-92   | 88          |
| 49. Number of Master's Degrees Conferred by North Carolina Colleges and Universities by Institution, Sex, and Field of Study, 1991-92                                  | 89          |
| 50. Number of Doctorate Degrees Conferred by North Carolina Colleges and Universities by Institution, Sex, and Field of Study, 1991-92                                 | 91          |
| 51. Degrees and Awards Based on Less Than Four Years Work Beyond High School at North Carolina Colleges and Universities, 1991-92                                      | 92          |
| <br><b>FACULTY</b>   |             |
| 52. Academic Rank and Sex of Full-Time Faculty in North Carolina Colleges and Universities by Institution, Fall 1992   | 97          |
| 53. Highest Earned Degree Held by Full-Time Faculty in North Carolina Colleges and Universities by Institution and Academic Rank, Fall 1992                            | 100         |
| <br><b>LIBRARY RESOURCES</b>   |             |
| 54. Library Resources in North Carolina Colleges and Universities by Institution, 1991-92  | 110         |
| 55. Library Operating Expenditures in North Carolina Colleges and Universities, 1991-92  | 113         |

**- COSTS TO STUDENTS**

|     |   |     |
|-----|---|-----|
| 56. | Undergraduate Tuition and Required Fees Combined for North Carolina Colleges and Universities 1987-88 to 1992-93                                | 119 |
| 57. | Costs to Undergraduate Students at North Carolina Colleges and Universities by Institution, 1992-93   | 122 |
| 58. | Detailed Listing of Required Fees Charged to Regular Undergraduate Students in North Carolina Colleges and Universities by Institution, 1992-93 | 124 |
| 59. | Costs to Students in First Professional Degree Programs at North Carolina Universities by Institution and Type of Program, 1992-93              | 126 |
| 60. | Costs to Graduate Students at North Carolina Universities by Institution, 1992-93   | 126 |

**ADMISSIONS**

|     |  |     |
|-----|--|-----|
| 61. | Average SAT Scores of Entering Freshmen in the University of North Carolina, Fall 1982 - Fall 1992                                       | 131 |
| 62. | Distribution of SAT Scores of Entering Freshmen in the University of North Carolina, Fall 1992   | 132 |
| 63. | Averages and Quartiles of SAT Scores of Entering Freshmen in the University of North Carolina, Fall 1992                                 | 133 |
| 64. | Averages and Quartiles of SAT Scores of Entering Freshmen in North Carolina Private Colleges and Universities, Fall 1992                 | 134 |
| 65. | High School Class Rank of Entering Freshmen in the University of North Carolina, Fall 1992   | 138 |
| 66. | High School Class Rank of Entering Freshmen in North Carolina Private Colleges and Universities, Fall 1992                               | 139 |
| 67. | Number of Freshman Applications, Acceptances, and Enrollees in the University of North Carolina, Fall 1992                               | 140 |
| 68. | Number of Freshman Applications, Acceptances, and Enrollees in North Carolina Private Colleges and Universities, Fall 1992               | 141 |
| 69. | Number of Undergraduate Transfer Applications, Acceptances, and Enrollees in the University of North Carolina, Fall 1992                 | 144 |
| 70. | Number of Undergraduate Transfer Applications, Acceptances, and Enrollees in North Carolina Private Colleges and Universities, Fall 1992 | 145 |
| 71. | Number of Graduate Applications, Acceptances, and Enrollees in the University of North Carolina, Fall 1992                               | 148 |
| 72. | Number of First Professional Applications, Acceptances, and Enrollees in the University of North Carolina, Fall 1992                     | 148 |

**STUDENT FINANCIAL AID**

|     |  |     |
|-----|--|-----|
| 73. | Employment of Undergraduate Students in North Carolina Colleges and Universities, 1991-92                        | 150 |
| 74. | Scholarships, Grants, and Awards for Undergraduate Students in North Carolina Colleges and Universities, 1991-92 | 152 |
| 75. | Pell Grants in North Carolina Colleges and Universities, 1991-92   | 155 |

**Table****Page**

- |     |  |     |
|-----|--|-----|
| 76. | Loans Provided to Undergraduate and Graduate Students in North Carolina Colleges and Universities, 1991-92             | 157 |
| 77. | North Carolina Nurse Scholars Program and Nurse Education Scholarship Loan Program by Institution and Program, 1991-92 | 160 |
| 78. | Financial Aid for First Professional Students in North Carolina Universities, 1991-92                                  | 162 |
| 79. | Financial Aid for Graduate Students in North Carolina Universities, 1991-92  | 163 |

**STUDENT HOUSING**

- |     |   |     |
|-----|---|-----|
| 80. | Capacity and Utilization of Dormitories in the University of North Carolina, Fall 1982 to Fall 1992 | 167 |
| 81. | Enrollment by Type of Housing in the University of North Carolina, Fall 1992                        | 168 |
| 82. | Enrollment by Type of Housing in North Carolina Private Colleges and Universities, Fall 1992        | 169 |

**GENERAL**

- |     |  |     |
|-----|--|-----|
| 83. | Fall 1992 North Carolina Undergraduate Full-Time Equivalent Enrollment and Total Allocations Made to North Carolina Private Colleges and Universities in 1992-93 | 172 |
| 84. | North Carolina Legislative Tuition Grants (NCLTG), 1992-93   | 173 |

## LIST OF FIGURES

| <i>Figure</i>   | <i>Page</i> |
|---|-------------|
| 1. North Carolina Post-Secondary Institutions, 1992-93 (Map)  | x           |
| 2. Student Enrollment in North Carolina Colleges and Universities by Residence Status, Fall 1992  | 3           |
| 3. Student Enrollment in North Carolina <i>Public</i> Colleges and Universities by Residence Status, Fall 1992  | 3           |
| 4. Student Enrollment in North Carolina <i>Private</i> Colleges and Universities by Residence Status, Fall 1992   | 3           |
| 5. Geographic Origin of Undergraduate Students in the University of North Carolina, Fall 1992   | 4           |
| 6. Enrollment by Residence Status in North Carolina Colleges and Universities, Fall 1982 - Fall 1992  | 48          |
| 7. Flow of Undergraduate Transfers Among North Carolina Colleges and Universities, Fall 1992  | 62          |
| 8. Bachelor's Degrees Conferred by North Carolina Colleges and Universities, 1981-82 - 1991-92  | 76          |
| 9. Master's Degrees Conferred by North Carolina Colleges and Universities, 1981-82 - 1991-92  | 76          |
| 10. Doctorate and First Professional Degrees Conferred by North Carolina Colleges and Universities, 1981-82 - 1991-92   | 76          |
| 11. Bachelor's Degrees Conferred by North Carolina Colleges and Universities by Field of Study, 1991-92   | 77          |
| 12. Percentages of Full-Time Instructional Faculty Holding a Doctorate or First Professional Degree in Each Academic Rank at North Carolina Senior Colleges and Universities, Fall 1992 | 96          |
| 13. Ranges of Combined Tuition and Required Fees Charged to Undergraduate Students in North Carolina Colleges and Universities, 1992-93   | 118         |
| 14. SAT Scores of Entering Freshmen in the University of North Carolina, Fall 1982 - Fall 1992  | 128         |
| 15. Comparison of SAT Statistics of First-Time Freshmen in the University of North Carolina, Fall 1992  | 129         |
| 16. Percent of Freshman Applications, Acceptances, and Enrollees in the University of North Carolina, Fall 1992   | 130         |
| 17. Percent of Dormitory Utilization in the University of North Carolina, Fall 1982 - Fall 1992   | 166         |

## INTRODUCTION

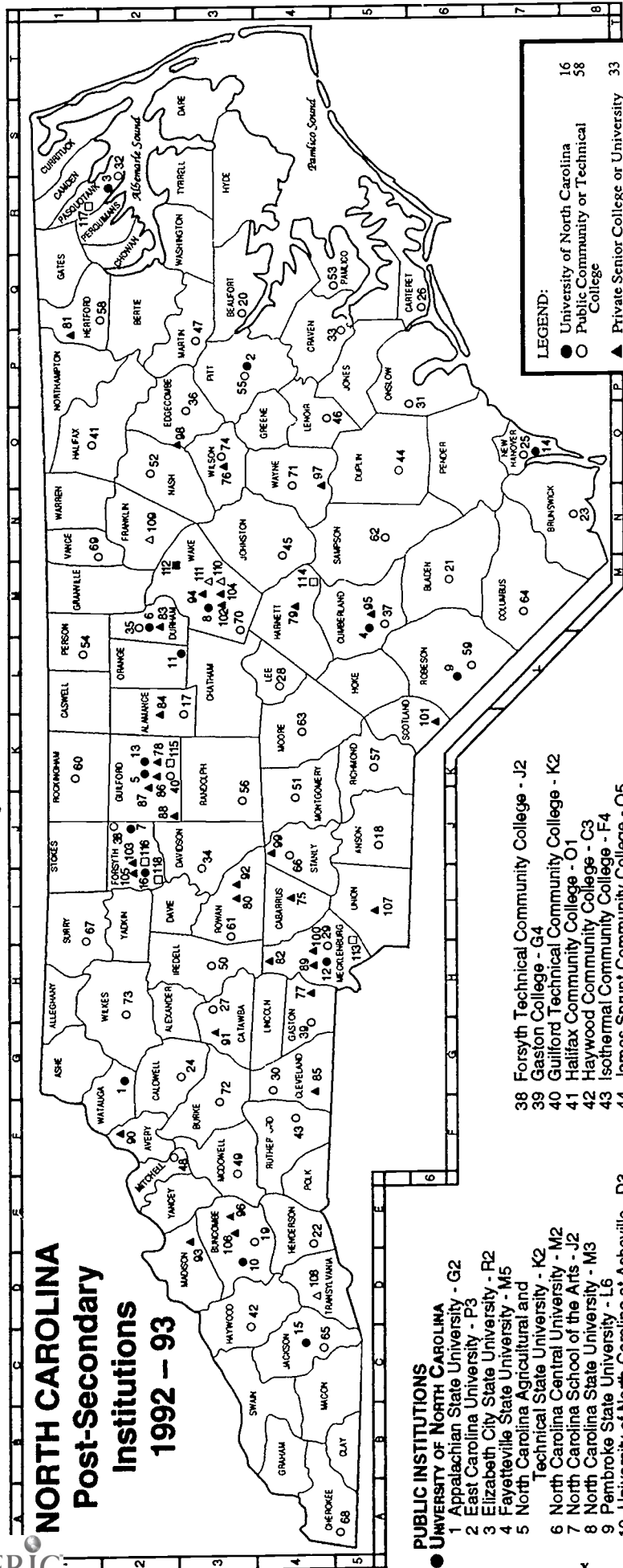
The Statistical Abstract of Higher Education in North Carolina, 1992-93 has been compiled to give a detailed statistical view of higher education in North Carolina. This abstract presents both past and current (1992-93 academic year) information. It is designed to provide legislators, educators, and other interested citizens of North Carolina with a statistical account of higher education in this State. From this abstract, the reader can gain some knowledge about who is being educated, where they are being educated, and the resources supporting their education.

The data reported herein were compiled from forms mailed to the individual institutions by the Planning Division of General Administration of the University of North Carolina in the summer and fall of 1992 for processing during the 1992-93 academic year. The forms are designed to satisfy both Federal and State data requests (see Appendix A).

The staff of the Planning Division makes every effort to verify the validity and reliability of the data reported by the institutions. The ultimate responsibility for the accuracy of the data, of course, lies with the individual institutions since they originate the reports on which this abstract is based. In certain instances discrepancies may appear to be present, when in reality the data reported may reflect different interpretations of definitions by respondents in different institutions. Wherever possible, these apparent discrepancies are explained by footnotes. For example, because of its unique student body, which consists of both college and high school students, data for North Carolina School of the Arts may not be directly comparable to other institutions in some tables in which they are presented.

Figure 1.

# NORTH CAROLINA Post-Secondary Institutions 1992 - 93



**LEGEND:**

|              |                                       |            |
|--------------|---------------------------------------|------------|
| ●            | University of North Carolina          | 16         |
| ○            | Public Community or Technical College | 58         |
| ▲            | Private Senior College or University  | 33         |
| △            | Private Junior College                | 4          |
| ■            | Theological Seminary                  | 1          |
| □            | Bible College                         | 6          |
| <b>Total</b> |                                       | <b>118</b> |

## PUBLIC INSTITUTIONS

- **UNIVERSITY OF NORTH CAROLINA**
- 1 Appalachian State University - G2
- 2 East Carolina State University - P3
- 3 Elizabeth City State University - R2
- 4 Fayetteville State University - M5
- 5 North Carolina Agricultural and Technical State University - K2
- 6 North Carolina Central University - M2
- 7 North Carolina School of the Arts - J2
- 8 North Carolina State University - M3
- 9 Pembroke State University - L6
- 10 University of North Carolina at Asheville - D3
- 11 University of North Carolina at Chapel Hill - L3
- 12 University of North Carolina at Charlotte - H4
- 13 University of North Carolina at Greensboro - K2
- 14 University of North Carolina at Wilmington - O7
- 15 Western Carolina University - C4
- 16 Winston-Salem State University - I2

## COMMUNITY AND TECHNICAL COLLEGES

- **COMMUNITY AND TECHNICAL COLLEGES**
- 17 Alamance Community College - K3
- 18 Anson Community College - J5
- 19 Asheville-Buncombe Technical Community College - E3
- 20 Beaufort County Community College - Q3
- 21 Bladen Community College - M6
- 22 Blue Ridge Community College - E4
- 23 Brunswick Community College - N8
- 24 Caldwell Community College and Technical Institute - G3
- 25 Cape Fear Community College - O7
- 26 Carteret Community College - Q6
- 27 Catawba Valley Community College - H3
- 28 Central Carolina Community College - L4
- 29 Central Piedmont Community College - H4
- 30 Cleveland Community College - G4
- 31 Coastal Carolina Community College - O6
- 32 College of the Albemarle - R2
- 33 Craven Community College - P5
- 34 Davidson County Community College - I3
- 35 Durham Technical Community College - M2
- 36 Edgecombe Community College - O3
- 37 Fayetteville Technical Community College - M5

## PRIVATE INSTITUTIONS

- ▲ **SENIOR COLLEGES AND UNIVERSITIES**
- 75 Barber-Scotia College - I4
- 76 Barton College - O3
- 77 Belmont Abbey College - H4
- 78 Bennett College - K2
- 79 Campbell University, Inc. - M4
- 80 Catawba College - I3
- 81 Chowan College - P1
- 82 Davidson College - H4
- 83 Duke University - M2
- 84 Elon College - K2
- 85 Gardner-Webb University - G4
- 86 Greensboro College - K2
- 87 Guilford College - J2
- 88 High Point University - J2
- 89 Johnson C. Smith University - H4
- 90 Lees-McRae College - F2
- 91 Lenoir-Rhyne College - G3
- 92 Livingstone College - I3
- 93 Mars Hill College - E3
- 94 Meredith College - M3
- 95 Methodist College - M5
- 96 Montreat-Anderson College - E3
- 97 Mount Olive College - N4
- 98 North Carolina Wesleyan College - O3
- 99 Pfeiffer College - J4
- 100 Queens College - H4
- 101 St. Andrews Presbyterian College - K6
- 102 St. Augustine's College - M3

## JUNIOR COLLEGES

- △ **JUNIOR COLLEGES**
- 103 Salem College - J2
- 104 Shaw University - M3
- 105 Wake Forest University - I2
- 106 Warren Wilson College - E3
- 107 Wingate College - I5

## THEOLOGICAL SEMINARY

- **THEOLOGICAL SEMINARY**
- 112 Southeastern Baptist Theological Seminary - M2

## BIBLE COLLEGES

- **BIBLE COLLEGES**
- 113 East Coast Bible College - I5
- 114 Heritage Bible College - M4
- 115 John Wesley College - K2
- 116 Piedmont Bible College - J2
- 117 Roanoke Bible College - R1
- 118 Winston-Salem Bible College - I2

## SECTION I

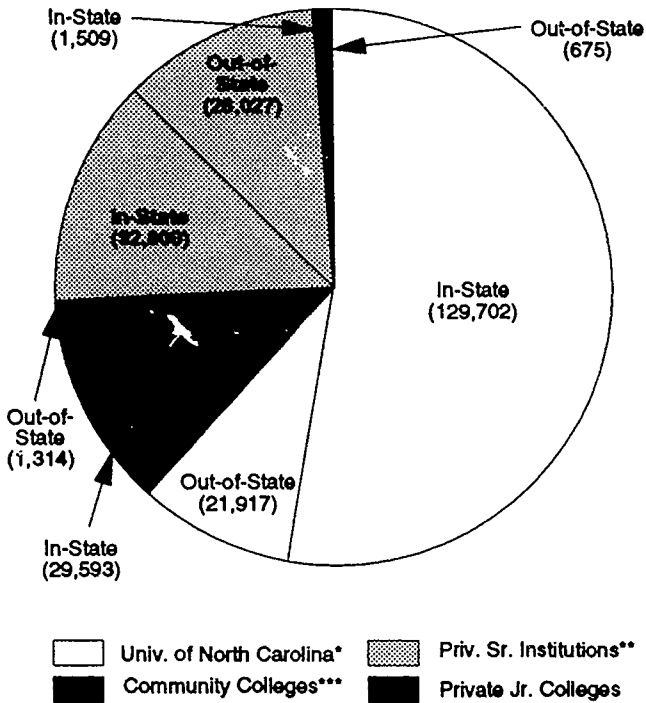
### CURRENT ENROLLMENT

- Figure 2. Student Enrollment in North Carolina Colleges and Universities by Residence Status, Fall 1992
- Figure 3. Student Enrollment in North Carolina *Public* Colleges and Universities by Residence Status, Fall 1992
- Figure 4. Student Enrollment in North Carolina *Private* Colleges and Universities by Residence Status, Fall 1992
- Figure 5. Geographic Origin of Undergraduate Students in the University of North Carolina, Fall 1992
- Table 1. General Characteristics of Resident Credit Headcount Enrollment in North Carolina Colleges and Universities, Fall 1992
- Table 2. Resident Credit Headcount Enrollment in North Carolina Colleges and Universities by Institution, Residence Status, Full-Time and Part-Time, and Sex, Fall 1992
- Table 3. Resident Credit Headcount Enrollment in North Carolina Colleges and Universities by Institution, Class, and Level of Instruction, Fall 1992
- Table 4. Resident Credit Headcount Enrollment in North Carolina Colleges and Universities by Institution, Level of Instruction, and Residence Status, Fall 1992
- Table 5. Full-Time Equivalent Resident Credit Enrollment in North Carolina Colleges and Universities by Institution, Level of Instruction, and Residence Status, Fall 1992
- Table 6. Resident Credit Headcount Enrollment in North Carolina Community Colleges and Technical Community Colleges by Institution, Fall 1992
- Table 7. Percentage of Resident Credit Headcount Enrollment by Age Distribution at the University of North Carolina, Fall 1992
- Table 8. Percentage of Resident Credit Headcount Enrollment by Age Distribution at North Carolina Private Colleges and Universities, Fall 1992
- Table 9. Percentage of College Transfer Resident Credit Headcount Enrollment by Age Distribution at North Carolina Community Colleges, Fall 1992
- Table 10. Percentage of Vocational and Technical Resident Credit Enrollment by Age Distribution at North Carolina Community Colleges and Technical Community Colleges, Fall 1992
- Table 11. Average Age of Total Resident Credit Headcount Enrollment in the University of North Carolina, Fall 1992
- Table 12. Average Age of College Transfer Resident Credit Headcount Enrollment in North Carolina Community Colleges, Fall 1992
- Table 13. Average Age of Total Resident Credit Headcount Enrollment (Excluding College Transfer) in North Carolina Community Colleges, Fall 1992
- Table 14. Average Age of Total Resident Credit Headcount Enrollment in North Carolina Technical Community Colleges, Fall 1992
- Table 15. Average Age of Total Resident Credit Headcount Enrollment in North Carolina Private Senior Colleges and Universities, Fall 1992
- Table 16. Average Age of Total Resident Credit Headcount Enrollment in North Carolina Private Junior Colleges, Fall 1992

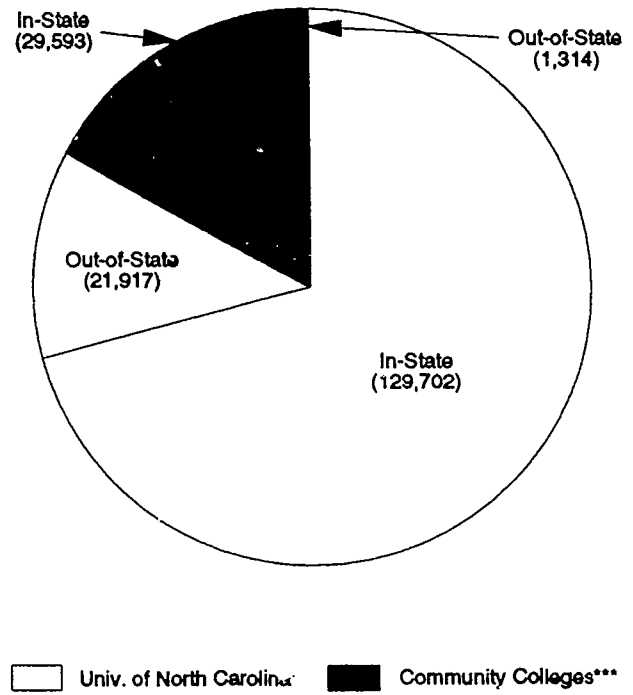
- Table 17. Home County of In-State Undergraduate Resident Credit Headcount Enrollment in North Carolina Colleges and Universities by Type of Institution, Fall 1992
- Table 18. Home State of Out-of-State Undergraduate Resident Credit Headcount Enrollment in North Carolina Colleges and Universities by Type of Institution, Fall 1992
- Table 19. Home County of In-State Undergraduate Resident Credit Headcount Enrollment in the University of North Carolina by Institution, Fall 1992
- Table 20. Home State of Out-of-State Undergraduate Resident Credit Headcount Enrollment in the University of North Carolina by Institution, Fall 1992
- Table 21. Home County of Resident Credit Headcount Enrollment in North Carolina Community Colleges and Technical Community Colleges by County, Fall 1992
- Table 22. Home State of Resident Credit Headcount Enrollment in North Carolina Community Colleges and Technical Community Colleges by State, Fall 1992
- Table 23. Geographic Origin of Undergraduate Resident Credit Headcount Enrollment in North Carolina Colleges and Universities by Institution, Fall 1992
- Table 24. Graduate and First Professional Resident Credit Headcount Enrollment in North Carolina Universities, Fall 1992
- Table 25. Upper-Division Undergraduate and Post-Baccalaureate Resident Credit Headcount Enrollment in the University of North Carolina by Field of Study, Fall 1992
- Table 26. Summer School Unduplicated Headcount Enrollment and Credit Hours Registered in North Carolina Colleges and Universities, 1992
- Table 27. Headcount and Percent of Foreign Resident Credit Headcount Enrollment in North Carolina Colleges and Universities by Institution and Level of Instruction, Fall 1992
- Table 28. Racial Composition of Resident Credit Headcount Enrollment in North Carolina Colleges and Universities, Fall 1992
- Table 29. Extension Credit Enrollment in the University of North Carolina, Fall 1992



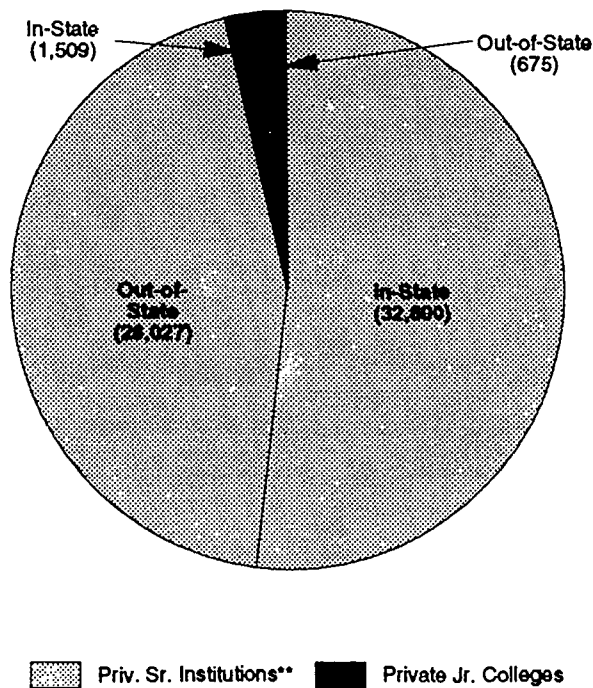
**Figure 2. Student Enrollment in North Carolina Colleges and Universities by Residence Status, Fall 1992**



**Figure 3. Student Enrollment in North Carolina Public Colleges and Universities by Residence Status, Fall 1992**



**Figure 4. Student Enrollment in North Carolina Private Colleges and Universities by Residence Status, Fall 1992**



\*Includes military centers.

\*\*Includes theological seminary and Bible colleges.

\*\*\*College transfer program only.

**Figure 5. Geographic Origin of Undergraduate Students in the University of North Carolina, Fall 1992**

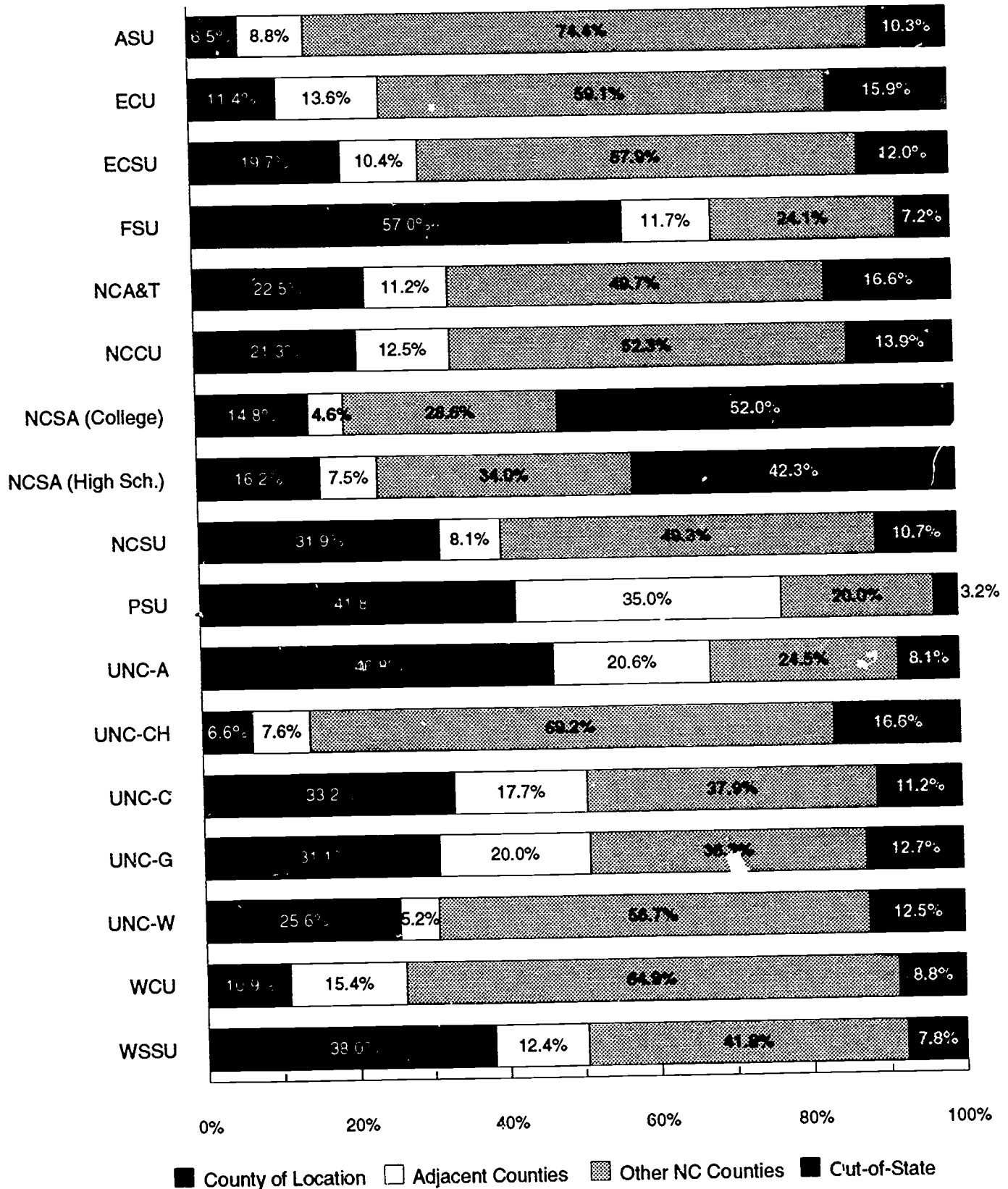


TABLE 1. GENERAL CHARACTERISTICS OF RESIDENT CREDIT HEADCOUNT<sup>a</sup>  
ENROLLMENT IN NORTH CAROLINA COLLEGES AND  
UNIVERSITIES, FALL 1992

| ENROLLMENT<br>CHARACTERISTICS   | PUBLIC INSTITUTIONS  |            | PRIVATE INSTITUTIONS |            | ALL INSTITUTIONS |            |
|---------------------------------|----------------------|------------|----------------------|------------|------------------|------------|
|                                 | Number               | Percent    | Number               | Percent    | Number           | Percent    |
| <u>JR. AND SR. INSTITUTIONS</u> |                      |            |                      |            |                  |            |
| Two-Year Institutions           | 30,907 <sup>b</sup>  | 16.9%      | 2,184                | 3.5%       | 33,091           | 13.5%      |
| Senior Institutions             | 151,619 <sup>c</sup> | 83.1       | 60,827 <sup>d</sup>  | 96.5       | 212,446          | 86.5       |
| <u>SEX</u>                      |                      |            |                      |            |                  |            |
| Men                             | 84,115               | 46.1       | 28,902               | 45.9       | 113,017          | 46.0       |
| Women                           | 98,411               | 53.9       | 34,109               | 54.1       | 132,520          | 54.0       |
| <u>RESIDENCE STATUS</u>         |                      |            |                      |            |                  |            |
| In-State                        | 159,295              | 87.3       | 34,309               | 54.4       | 193,604          | 78.8       |
| Out-of-State                    | 23,231               | 12.7       | 28,702               | 45.6       | 51,933           | 21.2       |
| <u>ATTENDANCE STATUS</u>        |                      |            |                      |            |                  |            |
| Full-Time                       | 130,909              | 71.7       | 53,923               | 85.6       | 184,832          | 75.3       |
| Part-Time                       | 51,617               | 28.3       | 9,088                | 14.4       | 60,705           | 24.7       |
| <u>LEVEL OF INSTRUCTION</u>     |                      |            |                      |            |                  |            |
| Entering Freshman               | 33,684               | 18.4       | 13,445               | 21.3       | 47,129           | 19.2       |
| Other Freshman                  | 21,698               | 11.9       | 5,052                | 8.0        | 26,750           | 10.9       |
| Sophomore                       | 33,330               | 18.3       | 11,402               | 18.1       | 44,732           | 18.2       |
| Junior                          | 27,859               | 15.3       | 10,348               | 16.4       | 38,207           | 15.6       |
| Senior & Fifth Year             | 30,869               | 16.9       | 10,876               | 17.3       | 41,745           | 17.0       |
| Special/Unclassified            | <u>8,315</u>         | <u>4.5</u> | <u>2,055</u>         | <u>3.3</u> | <u>10,370</u>    | <u>4.2</u> |
| Total Undergraduate             | 155,755              | 85.3       | 53,178               | 84.4       | 208,933          | 85.1       |
| First Professional              | 2,537                | 1.4        | 3,551                | 5.6        | 6,088            | 2.5        |
| Graduate                        | 24,234               | 13.3       | 6,282                | 10.0       | 30,516           | 12.4       |
| GRAND TOTAL                     | 182,526              | 100.0      | 63,011               | 100.0      | 245,537          | 100.0      |

<sup>a</sup> Resident credit enrollment only. This excludes students in extension, correspondence, adult education, short courses, and students enrolled for individual lessons or auditing.

<sup>b</sup> College transfer program only.

<sup>c</sup> Includes military centers.

<sup>d</sup> Includes theological seminary and Bible colleges.

TABLE 2. RESIDENT CREDIT HEADCOUNT ENROLLMENT IN NORTH CAROLINA COLLEGES AND UNIVERSITIES BY INSTITUTION, RESIDENCE STATUS, FULL-TIME AND PART-TIME, AND SEX, FALL 1992

| INSTITUTION  | TOTAL ENROLLMENT |         |         | IN-STATE |         |         | OUT-OF-STATE |         |         | FULL-TIME |         |         | PART-TIME |         |          | TOTAL |       |
|--|------------------|---------|---------|----------|---------|---------|--------------|---------|---------|-----------|---------|---------|-----------|---------|----------|-------|-------|
|  |                  | Men     | Women   | Men      | Women   | Total   | Men          | Women   | Total   | Men       | Women   | Total   | Men       | Women   | Total    | Men   | Women |
|  |                  |         |         |          |         |         |              |         |         |           |         |         |           |         |          |       |       |
| <b>PUBLIC INSTITUTIONS</b>                                 |                  |         |         |          |         |         |              |         |         |           |         |         |           |         |          |       |       |
| <b>UNIVERSITY OF NORTH CAROLINA</b>                        |                  |         |         |          |         |         |              |         |         |           |         |         |           |         |          |       |       |
| Appalachian  | 11,650           | 5,001   | 5,442   | 10,443   | 584     | 623     | 1,207        | 5,070   | 5,450   | 10,520    | 515     | 615     | 1,130     | 5,585   | 6,065    |       |       |
| East Carolina  | 17,757           | 6,499   | 8,701   | 15,200   | 1,248   | 1,309   | 2,557        | 6,584   | 8,167   | 14,691    | 1,163   | 1,903   | 3,066     | 7,747   | 10,010   |       |       |
| (Academic Affairs)   | (16,564)         | (6,212) | (7,885) | (14,097) | (1,227) | (1,240) | (2,467)      | (6,315) | (7,593) | (13,708)  | (1,124) | (1,732) | (2,856)   | (7,439) | (9,125)  |       |       |
| (Health Affairs)   | (1,193)          | (287)   | (816)   | (1,103)  | (21)    | (69)    | (90)         | (269)   | (714)   | (983)     | (39)    | (171)   | (210)     | (308)   | (885)    |       |       |
| Elizabeth City   | 2,019            | 646     | 1,130   | 1,776    | 166     | 97      | 243          | 740     | 1,114   | 1,854     | 52      | 113     | 165       | 792     | 1,227    |       |       |
| Fayetteville   | 3,902            | 1,167   | 2,475   | 3,642    | 146     | 114     | 260          | 1,002   | 1,741   | 2,743     | 311     | 848     | 1,159     | 1,313   | 2,159    |       |       |
| N.C. A and T   | 7,580            | 3,124   | 3,207   | 6,331    | 624     | 625     | 1,249        | 3,069   | 3,104   | 6,173     | 679     | 728     | 1,407     | 3,748   | 3,832    |       |       |
| N.C. Central   | 5,667            | 1,870   | 3,081   | 4,951    | 301     | 415     | 716          | 1,623   | 2,454   | 4,077     | 548     | 1,042   | 1,590     | 2,171   | 3,496    |       |       |
| N.C. School of the Arts                                    |                  |         |         |          |         |         |              |         |         |           |         |         |           |         |          |       |       |
| College  | 510              | 128     | 120     | 248      | 136     | 126     | 262          | 252     | 221     | 473       | 12      | 25      | 37        | 264     | 246      |       |       |
| (High School) 1  | (241)            | (57)    | (82)    | (139)    | (26)    | (76)    | (102)        | (83)    | (158)   | (241)     | (-)     | (-)     | (-)       | (83)    | (158)    |       |       |
| N.C. State   | 27,156           | 14,069  | 9,198   | 23,267   | 2,466   | 1,463   | 3,889        | 11,473  | 6,977   | 18,450    | 5,042   | 3,664   | 8,706     | 16,515  | 10,641   |       |       |
| Pembroke   | 3,041            | 1,188   | 1,761   | 2,949    | 64      | 28      | 92           | 1,000   | 1,175   | 2,175     | 252     | 614     | 866       | 1,252   | 1,789    |       |       |
| UNC-Asheville  | 3,240            | 1,307   | 1,673   | 2,980    | 143     | 117     | 260          | 987     | 1,100   | 2,087     | 463     | 690     | 1,153     | 1,450   | 1,790    |       |       |
| UNC-Chapel Hill  | 23,627           | 7,338   | 10,876  | 18,214   | 2,688   | 2,725   | 5,413        | 8,058   | 11,107  | 19,165    | 1,968   | 2,494   | 4,462     | 10,026  | 13,601   |       |       |
| (Academic Affairs)   | (19,731)         | (6,213) | (8,934) | (15,147) | (2,350) | (2,234) | (4,584)      | (6,882) | (9,161) | (16,023)  | (1,681) | (2,027) | (3,708)   | (8,563) | (11,168) |       |       |
| (Health Affairs)   | (3,896)          | (1,125) | (1,942) | (3,067)  | (338)   | (491)   | (829)        | (1,176) | (1,966) | (3,142)   | (287)   | (467)   | (754)     | (1,463) | (2,433)  |       |       |
| UNC-Charlotte  | 15,363           | 6,451   | 7,139   | 13,590   | 1,062   | 711     | 1,773        | 5,249   | 5,329   | 10,578    | 2,264   | 2,521   | 4,785     | 7,513   | 7,850    |       |       |
| UNC-Greensboro   | 12,177           | 3,602   | 7,003   | 10,605   | 631     | 941     | 1,572        | 2,989   | 5,625   | 8,614     | 1,244   | 2,519   | 3,563     | 4,233   | 7,944    |       |       |
| UNC-Wilmington   | 7,898            | 2,852   | 4,073   | 6,925    | 454     | 519     | 973          | 2,718   | 3,718   | 6,436     | 588     | 874     | 1,462     | 3,306   | 4,592    |       |       |
| Western Carolina   | 6,576            | 2,847   | 3,136   | 5,983    | 314     | 279     | 593          | 2,736   | 2,678   | 5,414     | 425     | 737     | 1,162     | 3,161   | 3,415    |       |       |
| Winston-Salem  | 2,655            | 852     | 1,597   | 2,449    | 101     | 105     | 206          | 700     | 1,295   | 1,995     | 253     | 407     | 660       | 953     | 1,702    |       |       |
| UNC TOTAL  | 150,818          | 58,941  | 70,612  | 129,553  | 11,086  | 10,177  | 21,265       | 54,250  | 61,195  | 115,445   | 15,779  | 19,594  | 35,373    | 70,029  | 80,789   |       |       |
| MILITARY CENTERS   |                  |         |         |          |         |         |              |         |         |           |         |         |           |         |          |       |       |
| Fort Bragg   | 801              | 67      | 82      | 149      | 502     | 150     | 652          | 20      | 30      | 50        | 549     | 202     | 751       | 569     | 232      |       |       |
| MILITARY CENTERS TOTAL                                     | 801              | 67      | 82      | 149      | 502     | 150     | 652          | 20      | 30      | 50        | 549     | 202     | 751       | 569     | 232      |       |       |
| <b>COMMUNITY COLLEGES (with college transfer programs)</b> |                  |         |         |          |         |         |              |         |         |           |         |         |           |         |          |       |       |
| Asheville-Buncombe   | 696              | 306     | 380     | 686      | 7       | 3       | 10           | 206     | 199     | 405       | 107     | 184     | 291       | 313     | 363      |       |       |
| Beaufort Co.   | 374              | 142     | 227     | 369      | 3       | 2       | 5            | 67      | 82      | 149       | 78      | 147     | 225       | 145     | 229      |       |       |
| Blue Ridge   | 438              | 172     | 257     | 429      | 2       | 7       | 9            | 90      | 106     | 196       | 84      | 158     | 242       | 174     | 264      |       |       |
| Caldwell   | 967              | 401     | 546     | 947      | 13      | 7       | 20           | 192     | 169     | 361       | 222     | 384     | 606       | 614     | 553      |       |       |
| Cape Fear  | 531              | 233     | 256     | 489      | 22      | 20      | 42           | 172     | 183     | 355       | 83      | 93      | 176       | 255     | 276      |       |       |
| Carteret 3   | 400              | 148     | 239     | 387      | 9       | 4       | 13           | 105     | 148     | 253       | 52      | 95      | 147       | 157     | 243      |       |       |
| Catawba Valley   | 696              | 279     | 408     | 687      | 7       | 2       | 9            | 199     | 231     | 430       | 87      | 179     | 266       | 286     | 610      |       |       |
| Central Piedmont   | 4,604            | 2,201   | 2,385   | 4,586    | 6       | 12      | 18           | 1,131   | 917     | 2,048     | 1,076   | 1,480   | 2,556     | 2,207   | 2,597    |       |       |
| Cleveland  | 371              | 140     | 230     | 370      | 1       | -       | 1            | 63      | 77      | 140       | 78      | 153     | 231       | 141     | 230      |       |       |
| Coastal Carolina   | 1,936            | 431     | 1,031   | 1,462    | 399     | 75      | 474          | 309     | 553     | 862       | 521     | 553     | 1,074     | 830     | 1,106    |       |       |
| C. of Albemarle  | 747              | 264     | 439     | 703      | 34      | 10      | 44           | 152     | 214     | 366       | 146     | 235     | 381       | 298     | 449      |       |       |
| Craven   | 864              | 251     | 418     | 669      | 172     | 23      | 195          | 166     | 224     | 390       | 237     | 217     | 474       | 423     | 441      |       |       |
| Davidson County  | 706              | 337     | 366     | 703      | 3       | -       | 3            | 213     | 173     | 386       | 127     | 193     | 320       | 340     | 366      |       |       |
| Durham   | 949              | 415     | 494     | 909      | 24      | 16      | 40           | 236     | 227     | 463       | 203     | 283     | 486       | 439     | 510      |       |       |
| Edgecombe  | 282              | 109     | 172     | 281      | 1       | -       | 1            | 26      | 48      | 74        | 84      | 124     | 208       | 110     | 172      |       |       |
| Fayetteville   | 306              | 98      | 118     | 216      | 21      | 69      | 90           | 90      | 127     | 217       | 29      | 60      | 89        | 119     | 187      |       |       |
| Forsyth  | 365              | 194     | 167     | 361      | 2       | 2       | 4            | 147     | 94      | 241       | 49      | 75      | 124       | 196     | 169      |       |       |
| Gaston   | 1,512            | 675     | 816     | 1,491    | 7       | 14      | 21           | 357     | 368     | 725       | 325     | 462     | 787       | 682     | 830      |       |       |

TABLE 2. (CONT.)  
RESIDENT CREDIT HEADCOUNT ENROLLMENT IN NORTH CAROLINA COLLEGES AND UNIVERSITIES  
BY INSTITUTION, RESIDENCE STATUS, FULL-TIME AND PART-TIME, AND SEX, FALL 1992

| INSTITUTION   | TOTAL ENROLLMENT |               | IN-STATE      |                | OUT-OF-STATE  |               | FULL-TIME     |               | PART-TIME     |                | TOTAL         |               |               |               |               |
|---|------------------|---------------|---------------|----------------|---------------|---------------|---------------|---------------|---------------|----------------|---------------|---------------|---------------|---------------|---------------|
|   | Men              | Women         | Men           | Women          | Men           | Women         | Men           | Women         | Men           | Women          | Men           | Women         |               |               |               |
| <b>COMMUNITY COLLEGES (with college transfer programs)(CONT.)</b> |                  |               |               |                |               |               |               |               |               |                |               |               |               |               |               |
| Guilford  | 1,242            | 607           | 598           | 1,205          | 24            | 13            | 37            | 229           | 214           | 443            | 402           | 597           | 799           | 631           | 611           |
| Halifax   | 370              | 110           | 254           | 364            | 2             | 4             | 6             | 82            | 150           | 232            | 30            | 108           | 138           | 112           | 256           |
| Isothermal  | 590              | 214           | 372           | 586            | 1             | 3             | 4             | 113           | 168           | 281            | 102           | 207           | 309           | 215           | 375           |
| James Sprunt  | 883              | 52            | 130           | 182            | 1             | 1             | 2             | 24            | 48            | 72             | 29            | 83            | 112           | 53            | 131           |
| Lenoir  | 161              | 63            | 96            | 159            | 2             | 3             | 5             | 232           | 280           | 512            | 122           | 249           | 371           | 354           | 529           |
| Martin  | 482              | 213           | 267           | 480            | 1             | 1             | 2             | 37            | 50            | 87             | 28            | 46            | 74            | 65            | 96            |
| Mitchell  | 12               | 3             | 9             | 12             | 1             | 1             | 2             | 136           | 146           | 282            | 78            | 122           | 200           | 214           | 268           |
| Montgomery  | 418              | 194           | 224           | 418            | -             | -             | -             | 124           | 114           | 238            | 70            | 110           | 180           | 194           | 224           |
| Nash  | 1,408            | 698           | 677           | 1,375          | 17            | 16            | 33            | 336           | 254           | 590            | 379           | 439           | 818           | 715           | 693           |
| Pitt  | 153              | 49            | 104           | 153            | -             | -             | -             | 39            | 64            | 103            | 10            | 40            | 50            | 49            | 104           |
| Richmond  | 709              | 297           | 407           | 704            | -             | 5             | 5             | 191           | 191           | 382            | 106           | 221           | 327           | 297           | 412           |
| Rockingham  | 529              | 214           | 311           | 525            | 1             | 3             | 4             | 136           | 154           | 290            | 79            | 160           | 239           | 215           | 314           |
| Rowan-Cabarrus  | 803              | 362           | 432           | 794            | 7             | 2             | 9             | 248           | 274           | 522            | 121           | 160           | 281           | 369           | 434           |
| Sandhills   | 897              | 261           | 622           | 883            | 5             | 9             | 14            | 188           | 339           | 527            | 78            | 292           | 370           | 266           | 631           |
| Southeastern  | 69               | 29            | 38            | 67             | 2             | 2             | 2             | 23            | 35            | 58             | 6             | 5             | 11            | 29            | 40            |
| Southwestern  | 99               | 45            | 53            | 98             | 1             | 1             | 1             | 38            | 43            | 81             | 8             | 10            | 18            | 46            | 53            |
| Stanly  | 1,105            | 367           | 688           | 1,055          | 15            | 35            | 50            | 192           | 236           | 428            | 190           | 487           | 677           | 382           | 723           |
| Surry   | 366              | 104           | 247           | 351            | 2             | 13            | 15            | 50            | 72            | 122            | 56            | 188           | 244           | 106           | 260           |
| Tri-County  | 516              | 280           | 233           | 513            | 1             | 2             | 3             | 147           | 135           | 282            | 134           | 100           | 234           | 281           | 235           |
| Vance-Granville   | 662              | 379           | 262           | 641            | 15            | 6             | 21            | 272           | 160           | 432            | 122           | 108           | 230           | 394           | 268           |
| Wake  | 966              | 328           | 562           | 890            | 58            | 18            | 76            | 250           | 333           | 583            | 136           | 247           | 383           | 386           | 580           |
| Wayne   | 768              | 299           | 465           | 764            | 1             | 3             | 4             | 172           | 211           | 383            | 128           | 257           | 385           | 300           | 468           |
| Western Piedmont  | 771              | 300           | 451           | 751            | 12            | 8             | 20            | 192           | 225           | 417            | 120           | 234           | 354           | 312           | 459           |
| <b>COMMUNITY COLL. TOTAL</b>                                      | <b>30,907</b>    | <b>12,616</b> | <b>16,977</b> | <b>29,593</b>  | <b>901</b>    | <b>413</b>    | <b>1,314</b>  | <b>7,372</b>  | <b>8,042</b>  | <b>15,414</b>  | <b>6,145</b>  | <b>9,348</b>  | <b>15,493</b> | <b>13,517</b> | <b>17,390</b> |
| <b>PUBLIC TOTAL</b>   | <b>182,526</b>   | <b>71,624</b> | <b>87,671</b> | <b>158,295</b> | <b>12,491</b> | <b>10,740</b> | <b>23,231</b> | <b>61,642</b> | <b>69,267</b> | <b>130,909</b> | <b>22,473</b> | <b>29,144</b> | <b>51,617</b> | <b>84,115</b> | <b>98,411</b> |
| <b>PRIVATE INSTITUTIONS</b>                                       |                  |               |               |                |               |               |               |               |               |                |               |               |               |               |               |
| <b>SENIOR COLLEGES &amp; UNIVERSITIES</b>                         |                  |               |               |                |               |               |               |               |               |                |               |               |               |               |               |
| Barber-Scotia   | 704              | 172           | 202           | 374            | 180           | 150           | 330           | 343           | 337           | 680            | 9             | 15            | 24            | 352           | 352           |
| Barton  | 1,712            | 445           | 1,014         | 1,459          | 113           | 140           | 253           | 396           | 739           | 1,135          | 162           | 415           | 577           | 558           | 1,154         |
| Belmont Abbey   | 1,033            | 293           | 362           | 655            | 188           | 190           | 378           | 396           | 425           | 821            | 85            | 127           | 212           | 481           | 552           |
| Bennett   | 635              | -             | 192           | 192            | -             | 443           | 443           | -             | 616           | 616            | -             | 19            | 19            | -             | 635           |
| Campbell  | 3,088            | 1,206         | 1,365         | 2,571          | 277           | 240           | 517           | 1,236         | 1,356         | 2,592          | 247           | 269           | 496           | 1,483         | 1,605         |
| Catawba   | 962              | 250           | 237           | 487            | 243           | 232           | 475           | 473           | 432           | 905            | 20            | 37            | 57            | 493           | 469           |
| Chowan  | 641              | 116           | 116           | 281            | 249           | 111           | 360           | 403           | 220           | 623            | 11            | 7             | 18            | 414           | 227           |
| Davidson  | 1,550            | 219           | 164           | 383            | 601           | 566           | 1,167         | 819           | 729           | 1,548          | 1             | 1             | 2             | 820           | 730           |
| Duke  | 11,426           | 1,604         | 1,278         | 2,882          | 4,951         | 3,593         | 8,544         | 6,239         | 4,504         | 10,743         | 316           | 367           | 683           | 6,555         | 4,871         |
| Elon  | 3,227            | 609           | 753           | 1,362          | 838           | 1,027         | 1,865         | 1,289         | 1,576         | 2,865          | 158           | 204           | 362           | 1,447         | 1,780         |
| Gardner-Webb  | 2,053            | 550           | 1,027         | 1,577          | 306           | 170           | 476           | 304           | 364           | 668            | 131           | 484           | 535           | 856           | 1,197         |
| Greensboro  | 1,000            | 222           | 435           | 657            | 185           | 158           | 343           | 304           | 364           | 668            | 103           | 229           | 352           | 407           | 593           |
| Guilford  | 1,745            | 409           | 512           | 921            | 380           | 444           | 824           | 656           | 748           | 1,404          | 133           | 208           | 361           | 789           | 956           |
| High Point  | 2,526            | 640           | 984           | 1,624          | 356           | 346           | 702           | 855           | 1,111         | 1,966          | 141           | 219           | 360           | 996           | 1,330         |
| Johnson C. Smith  | 1,278            | 123           | 170           | 293            | 382           | 603           | 985           | 487           | 744           | 1,231          | 18            | 29            | 47            | 505           | 773           |
| Leas-McRae  | 755              | 300           | 161           | 461            | 193           | 101           | 294           | 470           | 250           | 720            | 23            | 12            | 35            | 493           | 262           |
| Lenoir-Rhyne  | 1,522            | 391           | 643           | 1,034          | 210           | 278           | 488           | 527           | 735           | 1,262          | 74            | 186           | 260           | 601           | 921           |
| Livingstone   | 677              | 199           | 175           | 374            | 172           | 131           | 303           | 348           | 291           | 639            | 23            | 15            | 38            | 371           | 306           |

BEST COPY AVAILABLE

TABLE 2. (CONT.)  
RESIDENT CREDIT HEADCOUNT ENROLLMENT IN NORTH CAROLINA COLLEGES AND UNIVERSITIES  
BY INSTITUTION, RESIDENCE STATUS, FULL-TIME AND PART-TIME, AND SEX, FALL 1992

| INSTITUTION                                       | TOTAL ENROLLMENT |               | IN-STATE       |               | OUT-OF-STATE  |               | FULL-TIME     |                | PART-TIME     |               | TOTAL         |                |
|---|------------------|---------------|----------------|---------------|---------------|---------------|---------------|----------------|---------------|---------------|---------------|----------------|
|   | Men              | Women         | Men            | Women         | Men           | Women         | Men           | Women          | Men           | Women         | Men           | Women          |
| <b>PRIVATE INSTITUTIONS</b>                       |                  |               |                |               |               |               |               |                |               |               |               |                |
| <b>SENIOR COLLEGES &amp; UNIVERSITIES (CONT.)</b> |                  |               |                |               |               |               |               |                |               |               |               |                |
| Mars Hill   | 396              | 573           | 969            | 175           | 385           | 554           | 577           | 1,131          | 52            | 171           | 223           | 606            |
| Meredith  | 17               | 1,949         | 1,966          | 314           | 314           | -             | 1,707         | 1,707          | 17            | 556           | 573           | 17             |
| Methodist   | 424              | 525           | 949            | 193           | 559           | 590           | 524           | 1,114          | 200           | 194           | 394           | 790            |
| Montreat-Anderson                                 | 318              | 102           | 420            | 68            | 121           | 157           | 138           | 295            | 13            | 10            | 23            | 170            |
| Mount Olive                                       | 791              | 404           | 361            | 19            | 26            | 291           | 277           | 568            | 132           | 91            | 223           | 423            |
| N.C. Wesleyan                                     | 857              | 205           | 297            | 183           | 355           | 328           | 318           | 646            | 60            | 151           | 211           | 388            |
| Pfeiffer  | 916              | 299           | 359            | 148           | 258           | 328           | 353           | 681            | 119           | 116           | 235           | 447            |
| Queens  | 1,602            | 299           | 834            | 1,133         | 333           | 208           | 483           | 691            | 227           | 684           | 911           | 435            |
| St. Andrews                                       | 662              | 116           | 127            | 208           | 211           | 619           | 315           | 617            | 22            | 25            | 45            | 324            |
| St. Augustine's                                   | 1,918            | 432           | 634            | 377           | 852           | 748           | 1,043         | 1,791          | 61            | 66            | 127           | 809            |
| Salem   | 796              | 47            | 590            | 159           | 159           | 16            | 491           | 507            | 31            | 258           | 289           | 47             |
| Shaw  | 2,483            | 671           | 1,055          | 383           | 374           | 1,017         | 1,347         | 2,364          | 37            | 82            | 119           | 1,054          |
| Wake Forest                                       | 5,624            | 1,330         | 1,139          | 1,720         | 3,155         | 2,746         | 2,338         | 5,084          | 304           | 236           | 540           | 3,050          |
| Warren Wilson                                     | 557              | 71            | 89             | 155           | 242           | 224           | 325           | 549            | 2             | 6             | 8             | 226            |
| Wingate   | 1,420            | 440           | 553            | 227           | 200           | 607           | 608           | 1,215          | 60            | 145           | 205           | 667            |
| <b>SR. COL. &amp; UNIV. TOTAL</b>                 | <b>59,420</b>    | <b>13,050</b> | <b>18,970</b>  | <b>14,024</b> | <b>13,376</b> | <b>24,082</b> | <b>26,814</b> | <b>50,896</b>  | <b>2,992</b>  | <b>5,532</b>  | <b>8,524</b>  | <b>27,074</b>  |
| <b>JUNIOR COLLEGES</b>                            |                  |               |                |               |               |               |               |                |               |               |               |                |
| Brevard   | 719              | 220           | 341            | 212           | 166           | 426           | 276           | 702            | 6             | 11            | 17            | 432            |
| Louisburg   | 706              | 289           | 555            | 99            | 52            | 361           | 244           | 605            | 27            | 74            | 101           | 388            |
| Peace   | 466              | -             | 411            | -             | 55            | -             | 436           | 436            | -             | 30            | 30            | -              |
| Saint Mary's                                      | 293              | -             | 202            | -             | 91            | -             | 211           | 211            | -             | 82            | 82            | -              |
| <b>JUNIOR COLLEGES TOTAL</b>                      | <b>2,184</b>     | <b>509</b>    | <b>1,509</b>   | <b>311</b>    | <b>364</b>    | <b>787</b>    | <b>1,167</b>  | <b>1,954</b>   | <b>33</b>     | <b>197</b>    | <b>230</b>    | <b>820</b>     |
| <b>PRIVATE SR. &amp; JR. TOTAL</b>                | <b>61,604</b>    | <b>13,559</b> | <b>19,970</b>  | <b>14,335</b> | <b>13,740</b> | <b>24,869</b> | <b>27,981</b> | <b>52,850</b>  | <b>3,025</b>  | <b>5,729</b>  | <b>8,754</b>  | <b>27,894</b>  |
| <b>THEOLOGICAL SEMINARY</b>                       |                  |               |                |               |               |               |               |                |               |               |               |                |
| Southeastern Seminary                             | 530              | 158           | 176            | 319           | 35            | 409           | 44            | 453            | 68            | 9             | 77            | 477            |
| <b>BIBLE COLLEGES</b>                             |                  |               |                |               |               |               |               |                |               |               |               |                |
| East Coast  | 294              | 112           | 206            | 49            | 88            | 104           | 74            | 178            | 57            | 59            | 116           | 161            |
| Heritage  | 56               | 35            | 52             | 2             | 4             | 26            | 9             | 35             | 11            | 10            | 21            | 37             |
| John Wesley                                       | 77               | 50            | 23             | 2             | 4             | 30            | 18            | 48             | 22            | 7             | 29            | 52             |
| Piedmont  | 286              | 115           | 69             | 72            | 102           | 168           | 77            | 245            | 19            | 22            | 41            | 187            |
| Roanoke   | 127              | 31            | 29             | 38            | 67            | 55            | 42            | 97             | 14            | 16            | 30            | 69             |
| Winston-Salem                                     | 37               | 18            | 11             | 29            | 1             | 13            | 4             | 17             | 12            | 8             | 20            | 25             |
| <b>BIBLE COLLEGES TOTAL</b>                       | <b>877</b>       | <b>361</b>    | <b>243</b>     | <b>170</b>    | <b>103</b>    | <b>396</b>    | <b>224</b>    | <b>620</b>     | <b>135</b>    | <b>122</b>    | <b>257</b>    | <b>531</b>     |
| <b>PRIVATE TOTAL</b>                              | <b>63,011</b>    | <b>14,078</b> | <b>20,251</b>  | <b>14,824</b> | <b>13,878</b> | <b>25,674</b> | <b>28,249</b> | <b>53,923</b>  | <b>3,228</b>  | <b>5,860</b>  | <b>9,088</b>  | <b>28,902</b>  |
| <b>GRAND TOTAL</b>                                | <b>245,537</b>   | <b>85,702</b> | <b>107,902</b> | <b>27,315</b> | <b>24,618</b> | <b>87,316</b> | <b>97,516</b> | <b>184,832</b> | <b>25,701</b> | <b>35,004</b> | <b>60,705</b> | <b>113,017</b> |

1 High school figures are not included in totals.

2 College transfer program only.

3 College transfer coursework is offered under a contract with another institution.

TABLE 3. RESIDENT CREDIT HEADCOUNT ENROLLMENT IN NORTH CAROLINA COLLEGES AND UNIVERSITIES BY INSTITUTION, CLASS, AND LEVEL OF INSTRUCTION, FALL 1992

| INSTITUTION  | U N D E R G R A D U A T E |                |               |                              |                          | GRADUATE     | GRAND TOTAL    |
|--|---------------------------|----------------|---------------|------------------------------|--------------------------|--------------|----------------|
|  | First-Time Freshman       | Owner Freshman | Sophomore     | Junior & 5th Yr <sup>1</sup> | Special/Uncl. Undergrad. |              |                |
| <b>PUBLIC INSTITUTIONS</b>   |                           |                |               |                              |                          |              |                |
| <b>UNIVERSITY OF NORTH CAROLINA</b>                                    |                           |                |               |                              |                          |              |                |
| Appalachian  | 2,054                     | 724            | 2,479         | 2,331                        | 2,865                    | 273          | 10,726         |
| East Carolina  | 2,866                     | 1,602          | 3,249         | 3,006                        | 3,564                    | 557          | 14,844         |
| (Academic Affairs)   | (2,866)                   | (1,602)        | (3,219)       | (2,828)                      | (3,160)                  | (557)        | (14,232)       |
| (Health Affairs)   | (-)                       | (-)            | 347           | (178)                        | (404)                    | (-)          | (612)          |
| Elizabeth City   | 545                       | 346            | 803           | 700                          | 528                      | 68           | 2,019          |
| Fayetteville   | 353                       | 609            | 1,516         | 1,208                        | 1,229                    | 131          | 3,124          |
| N.C. A and T   | 1,495                     | 1,174          | 1,072         | 1,092                        | 896                      | 71           | 6,693          |
| N.C. Central   | 784                       | 416            | 1,072         | 1,092                        | 896                      | 79           | 4,339          |
| N.C. School of the Arts  |                           |                |               |                              |                          |              |                |
| College  | 122                       | 41             | 107           | 81                           | 70                       | 33           | 454            |
| (High School) <sup>3</sup>   | (-)                       | (-)            | (-)           | (-)                          | (-)                      | (241)        | (241)          |
| N.C. State   | 3,196                     | 1,046          | 4,650         | 4,513                        | 5,246                    | 3,832        | 22,483         |
| Pembroke   | 435                       | 286            | 593           | 581                          | 666                      | 141          | 2,702          |
| UNC-Asheville  | 365                       | 221            | 638           | 703                          | 796                      | 471          | 3,194          |
| UNC-Chapel Hill  | 3,211                     | 38             | 3,169         | 3,693                        | 4,339                    | 807          | 15,257         |
| (Academic Affairs)   | (3,211)                   | (38)           | (3,168)       | (3,248)                      | (3,659)                  | (774)        | (14,098)       |
| (Health Affairs)   | (-)                       | (-)            | (1)           | (445)                        | (680)                    | (33)         | (1,159)        |
| UNC-Charlotte  | 1,641                     | 544            | 2,557         | 4,029                        | 3,701                    | 615          | 13,087         |
| UNC-Greensboro   | 1,522                     | 285            | 1,951         | 2,265                        | 2,605                    | 709          | 9,337          |
| UNC-Wilmington   | 1,237                     | 845            | 1,613         | 1,587                        | 1,906                    | 298          | 7,486          |
| Western Carolina   | 1,069                     | 591            | 1,219         | 1,152                        | 1,509                    | 107          | 5,647          |
| Winston-Salem  | 408                       | 443            | 606           | 522                          | 556                      | 120          | 2,655          |
| <b>UNC TOTAL</b>   | <b>21,303</b>             | <b>9,211</b>   | <b>26,569</b> | <b>27,826</b>                | <b>30,826</b>            | <b>8,312</b> | <b>124,047</b> |
| <b>MILITARY CENTERS</b>  |                           |                |               |                              |                          |              |                |
| Fort Bragg   | 112                       | 539            | 71            | 33                           | 43                       | 3            | 801            |
| <b>MILITARY CENTERS TOTAL</b>  | <b>112</b>                | <b>539</b>     | <b>71</b>     | <b>33</b>                    | <b>43</b>                | <b>3</b>     | <b>801</b>     |
| <b>COMMUNITY COLLEGES<sup>4</sup> (with college transfer programs)</b> |                           |                |               |                              |                          |              |                |
| Asheville-Buncombe   | 260                       | 250            | 186           | -                            | -                        | -            | 696            |
| Beaufort Co.   | 192                       | 132            | 50            | -                            | -                        | -            | 374            |
| Blue Ridge   | 209                       | 167            | 62            | -                            | -                        | -            | 438            |
| Caldwell   | 370                       | 375            | 222           | -                            | -                        | -            | 967            |
| Cape Fear  | 406                       | 109            | 16            | -                            | -                        | -            | 531            |
| Carteret <sup>5</sup>  | 149                       | 169            | 82            | -                            | -                        | -            | 400            |
| Catawba Valley   | 231                       | 269            | 196           | -                            | -                        | -            | 696            |
| Central Piedmont   | 1,367                     | 2,082          | 1,155         | -                            | -                        | -            | 4,604          |
| Cleveland  | 139                       | 143            | 89            | -                            | -                        | -            | 371            |
| Coastal Carolina   | 847                       | 730            | 359           | -                            | -                        | -            | 1,936          |
| C. of Albemarle  | 234                       | 437            | 76            | -                            | -                        | -            | 747            |
| Craven   | 301                       | 335            | 228           | -                            | -                        | -            | 864            |
| Davidson County  | 314                       | 187            | 205           | -                            | -                        | -            | 706            |
| Durham   | 302                       | 378            | 269           | -                            | -                        | -            | 949            |
| Edgecombe  | 126                       | 121            | 35            | -                            | -                        | -            | 282            |
| Fayetteville   | 196                       | 86             | 24            | -                            | -                        | -            | 306            |
| Forsyth  | 123                       | 118            | 124           | -                            | -                        | -            | 365            |
| Gaston   | 699                       | 477            | 336           | -                            | -                        | -            | 1,512          |
| Gulford  | 168                       | 824            | 250           | -                            | -                        | -            | 1,242          |
| <b>COMMUNITY COLLEGES TOTAL</b>  | <b>11,242</b>             | <b>12,407</b>  | <b>8,312</b>  | <b>8,312</b>                 | <b>8,312</b>             | <b>2,537</b> | <b>150,818</b> |
| <b>MILITARY CENTERS TOTAL</b>  | <b>112</b>                | <b>539</b>     | <b>71</b>     | <b>33</b>                    | <b>43</b>                | <b>3</b>     | <b>801</b>     |
| <b>COMMUNITY COLLEGES TOTAL (with college transfer programs)</b>       | <b>11,242</b>             | <b>12,407</b>  | <b>8,312</b>  | <b>8,312</b>                 | <b>8,312</b>             | <b>2,537</b> | <b>150,818</b> |

TABLE 3. (CONT.) RESIDENT CREDIT HEADCOUNT ENROLLMENT IN NORTH CAROLINA COLLEGES AND UNIVERSITIES BY INSTITUTION, CLASS, AND LEVEL OF INSTRUCTION, FALL 1992

| INSTITUTION   | U N D E R G R A D U A T E |                |               |                  |                  | GRADUATE       | GRAND TOTAL  |
|---|---------------------------|----------------|---------------|------------------|------------------|----------------|--------------|
|   | First-Time Freshman       | Other Freshman | Sophomore     | Junior & 5th Yr. | Special/Unclass. |                |              |
| <b>COMMUNITY COLLEGES (with college transfer programs)(CONT.)</b> |                           |                |               |                  |                  |                |              |
| Halifax   | 155                       | 141            | 74            | -                | -                | 370            | -            |
| Isothermal  | 187                       | 248            | 155           | -                | -                | 590            | -            |
| James Sprunt  | 56                        | 67             | 61            | -                | -                | 184            | -            |
| Lenoir  | 332                       | 329            | 222           | -                | -                | 883            | -            |
| Martin  | 59                        | 76             | 26            | -                | -                | 161            | -            |
| Mitchell  | 164                       | 194            | 124           | -                | -                | 482            | -            |
| Montgomery <sup>s</sup>   | 10                        | 2              | -             | -                | -                | 12             | -            |
| Nash  | 156                       | 159            | 103           | -                | -                | 418            | -            |
| Pitt  | 838                       | 358            | 212           | -                | -                | 1,408          | -            |
| Richmond  | 63                        | 59             | 31            | -                | -                | 153            | -            |
| Rockingham  | 250                       | 287            | 172           | -                | -                | 709            | -            |
| Rowan-Cabarrus  | 244                       | 251            | 34            | -                | -                | 529            | -            |
| Sandhills   | 309                       | 292            | 202           | -                | -                | 803            | -            |
| Southeastern  | 381                       | 262            | 254           | -                | -                | 897            | -            |
| Southwestern  | 40                        | 21             | 8             | -                | -                | 69             | -            |
| Stanly  | 59                        | 40             | -             | -                | -                | 99             | -            |
| Surry   | 405                       | 436            | 264           | -                | -                | 1,105          | -            |
| Tri-County  | 113                       | 183            | 70            | -                | -                | 366            | -            |
| Vance-Granville   | 217                       | 206            | 91            | -                | -                | 516            | -            |
| Wake  | 283                       | 329            | 50            | -                | -                | 662            | -            |
| Wayne   | 392                       | 334            | 240           | -                | -                | 966            | -            |
| Western Piedmont  | 282                       | 219            | 267           | -                | -                | 768            | -            |
| Wilkes  | 639                       | 66             | 66            | -                | -                | 771            | -            |
| <b>COMMUNITY COLL. TOTAL</b>                                      | <b>12,269</b>             | <b>11,948</b>  | <b>6,690</b>  | <b>-</b>         | <b>-</b>         | <b>30,907</b>  | <b>-</b>     |
| <b>PUBLIC TOTAL</b>   | <b>33,684</b>             | <b>21,698</b>  | <b>33,330</b> | <b>27,859</b>    | <b>30,869</b>    | <b>155,755</b> | <b>2,537</b> |
| <b>PRIVATE INSTITUTIONS</b>                                       |                           |                |               |                  |                  |                |              |
| <b>SENIOR COLLEGES &amp; UNIVERSITIES</b>                         |                           |                |               |                  |                  |                |              |
| Barber-Scotia   | 480                       | -              | 137           | 68               | 19               | 704            | -            |
| Barton  | 260                       | 123            | 397           | 390              | 412              | 1,712          | -            |
| Belmont Abbey   | 148                       | 53             | 231           | 235              | 245              | 1,033          | -            |
| Bennett   | 189                       | 123            | 103           | 96               | 103              | 635            | -            |
| Campbell  | 536                       | 319            | 416           | 357              | 447              | 2,081          | 419          |
| Catawba   | 292                       | 117            | 222           | 152              | 153              | 2,956          | 6            |
| Chowan  | 233                       | 177            | 169           | 62               | -                | 641            | -            |
| Davidson  | 414                       | 2              | 399           | 348              | 369              | 1,550          | -            |
| Duke  | 1,620                     | 14             | 1,285         | 1,658            | 1,448            | 6,130          | 3,722        |
| Elon  | 820                       | 132            | 840           | 607              | 608              | 3,082          | 145          |
| Gardner-Webb  | 300                       | 150            | 241           | 427              | 732              | 1,933          | 120          |
| Greensboro  | 230                       | 198            | 213           | 213              | 264              | 1,000          | -            |
| Guilford  | 362                       | 103            | 410           | 356              | 408              | 1,745          | -            |
| High Point  | 361                       | 190            | 494           | 640              | 585              | 2,326          | -            |
| Johnson C. Smith  | 407                       | 150            | 262           | 219              | 229              | 1,278          | -            |
| Lees-McRae  | 254                       | 60             | 221           | 106              | 102              | 755            | -            |
| Lenoir-Rhyne  | 259                       | 113            | 330           | 303              | 392              | 1,456          | 66           |
| Livingstone   | 194                       | 84             | 147           | 103              | 95               | 629            | 13           |
| Mars Hill   | 336                       | 98             | 279           | 256              | 347              | 1,354          | -            |
| Meredith  | 383                       | 205            | 390           | 394              | 514              | 2,117          | 163          |
| <b>COMMUNITY COLL. TOTAL</b>                                      | <b>12,269</b>             | <b>11,948</b>  | <b>6,690</b>  | <b>-</b>         | <b>-</b>         | <b>30,907</b>  | <b>-</b>     |
| <b>PUBLIC TOTAL</b>   | <b>33,684</b>             | <b>21,698</b>  | <b>33,330</b> | <b>27,859</b>    | <b>30,869</b>    | <b>155,755</b> | <b>2,537</b> |
| <b>PRIVATE INSTITUTIONS</b>                                       |                           |                |               |                  |                  |                |              |
| <b>SENIOR COLLEGES &amp; UNIVERSITIES</b>                         |                           |                |               |                  |                  |                |              |
| Barber-Scotia   | 480                       | -              | 137           | 68               | 19               | 704            | -            |
| Barton  | 260                       | 123            | 397           | 390              | 412              | 1,712          | -            |
| Belmont Abbey   | 148                       | 53             | 231           | 235              | 245              | 1,033          | -            |
| Bennett   | 189                       | 123            | 103           | 96               | 103              | 635            | -            |
| Campbell  | 536                       | 319            | 416           | 357              | 447              | 2,081          | 419          |
| Catawba   | 292                       | 117            | 222           | 152              | 153              | 2,956          | 6            |
| Chowan  | 233                       | 177            | 169           | 62               | -                | 641            | -            |
| Davidson  | 414                       | 2              | 399           | 348              | 369              | 1,550          | -            |
| Duke  | 1,620                     | 14             | 1,285         | 1,658            | 1,448            | 6,130          | 3,722        |
| Elon  | 820                       | 132            | 840           | 607              | 608              | 3,082          | 145          |
| Gardner-Webb  | 300                       | 150            | 241           | 427              | 732              | 1,933          | 120          |
| Greensboro  | 230                       | 198            | 213           | 213              | 264              | 1,000          | -            |
| Guilford  | 362                       | 103            | 410           | 356              | 408              | 1,745          | -            |
| High Point  | 361                       | 190            | 494           | 640              | 585              | 2,326          | -            |
| Johnson C. Smith  | 407                       | 150            | 262           | 219              | 229              | 1,278          | -            |
| Lees-McRae  | 254                       | 60             | 221           | 106              | 102              | 755            | -            |
| Lenoir-Rhyne  | 259                       | 113            | 330           | 303              | 392              | 1,456          | 66           |
| Livingstone   | 194                       | 84             | 147           | 103              | 95               | 629            | 13           |
| Mars Hill   | 336                       | 98             | 279           | 256              | 347              | 1,354          | -            |
| Meredith  | 383                       | 205            | 390           | 394              | 514              | 2,117          | 163          |





TABLE 3. (CONT.) RESIDENT CREDIT HEADCOUNT ENROLLMENT IN NORTH CAROLINA COLLEGES AND UNIVERSITIES BY INSTITUTION, CLASS, AND LEVEL OF INSTRUCTION, FALL 1992

| INSTITUTION                                       | UNDERGRADUATE          |                   |               |                                 |                          | FIRST<br>PROFES-<br>SIONAL <sup>2</sup> | GRADUATE     | GRAND<br>TOTAL |
|---|------------------------|-------------------|---------------|---------------------------------|--------------------------|---|--------------|----------------|
|   | First-Time<br>Freshman | Other<br>Freshman | Sophomore     | Junior &<br>5th Yr <sup>1</sup> | Special/<br>Uncl. class. |   |              |                |
| <b>PRIVATE INSTITUTIONS</b>                       |                        |                   |               |                                 |                          |   |              |                |
| <b>SENIOR COLLEGES &amp; UNIVERSITIES (CONT.)</b> |                        |                   |               |                                 |                          |   |              |                |
| Methodist   | 348                    | 362               | 270           | 220                             | 308                      | -                                       | -            | 1,508          |
| Montreat-Anderson                                 | 79                     | 72                | 62            | 47                              | 49                       | 9                                       | -            | 318            |
| Mount Olive                                       | 162                    | 100               | 144           | 114                             | 140                      | 131                                     | -            | 791            |
| M.C. Wesleyan                                     | 212                    | 100               | 206           | 143                             | 155                      | 41                                      | -            | 857            |
| Pfeiffer  | 148                    | 157               | 172           | 195                             | 205                      | 28                                      | 109          | 916            |
| Queens  | 171                    | 167               | 235           | 307                             | 260                      | 146                                     | 316          | 1,602          |
| St. Andrews                                       | 186                    | 48                | 148           | 119                             | 117                      | 44                                      | -            | 662            |
| St. Augustine's                                   | 551                    | 448               | 342           | 296                             | 281                      | -                                       | 86           | 1,918          |
| Salem   | 111                    | 46                | 130           | 133                             | 166                      | 124                                     | -            | 796            |
| Shaw  | 753                    | 535               | 460           | 410                             | 325                      | -                                       | -            | 2,483          |
| Wake Forest                                       | 903                    | 38                | 842           | 860                             | 926                      | 172                                     | 974          | 5,624          |
| Warren Wilson                                     | 115                    | 54                | 126           | 102                             | 83                       | 5                                       | 72           | 557            |
| Wingate   | 373                    | 214               | 284           | 236                             | 256                      | 10                                      | 47           | 1,520          |
| <b>SR. COL. &amp; UNIV. TOTAL</b>                 | <b>12,190</b>          | <b>4,551</b>      | <b>10,592</b> | <b>10,172</b>                   | <b>10,743</b>            | <b>1,808</b>                            | <b>3,106</b> | <b>59,420</b>  |
| <b>JUNIOR COLLEGES</b>                            |                        |                   |               |                                 |                          |   |              |                |
| Brevard   | 339                    | 167               | 200           | -                               | -                        | 13                                      | -            | 719            |
| Louisburg   | 372                    | 193               | 138           | -                               | -                        | 3                                       | -            | 706            |
| Peace   | 240                    | -                 | 198           | -                               | -                        | 28                                      | -            | 466            |
| Saint Mary's                                      | 123                    | 9                 | 83            | -                               | -                        | 78                                      | -            | 293            |
| <b>JUNIOR COLLEGES TOTAL</b>                      | <b>1,074</b>           | <b>369</b>        | <b>619</b>    | <b>-</b>                        | <b>-</b>                 | <b>122</b>                              | <b>-</b>     | <b>2,184</b>   |
| <b>PRIVATE SR. &amp; JR. TOTAL</b>                | <b>13,264</b>          | <b>4,920</b>      | <b>11,211</b> | <b>10,172</b>                   | <b>10,743</b>            | <b>1,930</b>                            | <b>3,106</b> | <b>61,604</b>  |
| <b>THEOLOGICAL SEMINARY</b>                       |                        |                   |               |                                 |                          |   |              |                |
| Southeastern Seminary                             | 26                     | 11                | 24            | -                               | -                        | -                                       | 445          | 530            |
| <b>BIBLE COLLEGES</b>                             |                        |                   |               |                                 |                          |   |              |                |
| East Coast  | 44                     | 34                | 49            | 42                              | 35                       | 90                                      | -            | 294            |
| Heritage  | 11                     | 17                | 6             | 5                               | 6                        | 11                                      | -            | 56             |
| John Wesley                                       | 9                      | 12                | 16            | 20                              | 19                       | 1                                       | -            | 77             |
| Piedmont  | 55                     | 35                | 64            | 76                              | 44                       | 12                                      | -            | 286            |
| Roanoke   | 26                     | 16                | 29            | 25                              | 20                       | 11                                      | -            | 127            |
| Winston-Salem                                     | 10                     | 7                 | 3             | 8                               | 9                        | -                                       | -            | 37             |
| <b>BIBLE COLLEGES TOTAL</b>                       | <b>155</b>             | <b>121</b>        | <b>167</b>    | <b>176</b>                      | <b>133</b>               | <b>125</b>                              | <b>-</b>     | <b>877</b>     |
| <b>PRIVATE TOTAL</b>                              | <b>13,445</b>          | <b>5,052</b>      | <b>11,402</b> | <b>10,348</b>                   | <b>10,876</b>            | <b>2,055</b>                            | <b>3,551</b> | <b>63,011</b>  |
| <b>GRAND TOTAL</b>                                | <b>47,129</b>          | <b>26,750</b>     | <b>44,732</b> | <b>38,207</b>                   | <b>41,745</b>            | <b>10,370</b>                           | <b>6,088</b> | <b>245,537</b> |

1 Fifth-year includes students who are enrolled in programs requiring five years of study for a bachelor's degree (architecture, engineering, etc.).  
 2 First professional includes students who are in professional schools or programs (law, medicine, dentistry, pharmacy, veterinary medicine, and theology) which require at least two or more academic years of college work for entrance.  
 3 High school figures are not included in totals.  
 4 College transfer program only.  
 5 College transfer coursework is offered under a contract with another institution.

TABLE 4. RESIDENT CREDIT HEADCOUNT ENROLLMENT IN NORTH CAROLINA COLLEGES AND UNIVERSITIES BY INSTITUTION LEVEL OF INSTRUCTION, AND RESIDENCE STATUS, FALL 1992

| INSTITUTION   | UNDERGRADUATE  |                      |                |                             | FIRST PROFESSIONAL |                      |              |                             | GRADUATE      |                      |               |                             | ALL STUDENTS   |                      |                |                             |  |
|---|----------------|----------------------|----------------|-----------------------------|--------------------|----------------------|--------------|-----------------------------|---------------|----------------------|---------------|-----------------------------|----------------|----------------------|----------------|-----------------------------|--|
|   | In-<br>State   | Out-<br>of-<br>State | Total          | Percent<br>Out-of-<br>State | In-<br>State       | Out-<br>of-<br>State | Total        | Percent<br>Out-of-<br>State | In-<br>State  | Out-<br>of-<br>State | Total         | Percent<br>Out-of-<br>State | In-<br>State   | Out-<br>of-<br>State | Total          | Percent<br>Out-of-<br>State |  |
|   |                |                      |                |                             |                    |                      |              |                             |               |                      |               |                             |                |                      |                |                             |  |
| <b>PUBLIC INSTITUTIONS</b>  |                |                      |                |                             |                    |                      |              |                             |               |                      |               |                             |                |                      |                |                             |  |
| <b>UNIVERSITY OF NORTH CAROLINA</b>                                   |                |                      |                |                             |                    |                      |              |                             |               |                      |               |                             |                |                      |                |                             |  |
| Appalachian   | 9,625          | 1,101                | 10,726         | 10.3%                       | -                  | -                    | -            | -                           | 818           | 106                  | 924           | 11.5%                       | 10,443         | 1,207                | 11,650         | 10.4%                       |  |
| East Carolina   | 12,487         | 2,357                | 14,844         | 15.9                        | 299                | -                    | 299          | -                           | 2,414         | 200                  | 2,614         | 7.7                         | 15,200         | 2,557                | 17,757         | 14.4                        |  |
| (Academic Affairs)  | (11,933)       | (2,299)              | (14,232)       | (16.2)                      | (-)                | (-)                  | (-)          | (-)                         | (2,166)       | (168)                | (2,332)       | (7.2)                       | (14,097)       | (2,467)              | (16,564)       | (14.9)                      |  |
| (Health Affairs)  | (554)          | (58)                 | (612)          | (9.5)                       | (299)              | (-)                  | (299)        | (-)                         | (250)         | (32)                 | (282)         | (11.3)                      | (1,103)        | (90)                 | (1,193)        | (7.5)                       |  |
| Elizabeth City  | 1,776          | 243                  | 2,019          | 12.0                        | -                  | -                    | -            | -                           | -             | -                    | -             | -                           | 1,776          | 243                  | 2,019          | 12.0                        |  |
| Fayetteville  | 2,899          | 225                  | 3,124          | 7.2                         | -                  | -                    | -            | -                           | 743           | 35                   | 778           | 4.5                         | 3,642          | 260                  | 3,902          | 6.7                         |  |
| N.C. A and T  | 5,584          | 1,109                | 6,693          | 16.6                        | -                  | -                    | -            | -                           | 747           | 140                  | 887           | 15.8                        | 6,331          | 1,249                | 7,580          | 16.5                        |  |
| N.C. Central  | 3,738          | 601                  | 4,339          | 13.9                        | 252                | 49                   | 301          | 16.3%                       | 961           | 66                   | 1,027         | 6.4                         | 4,951          | 716                  | 5,667          | 12.6                        |  |
| N.C. School of the Arts   |                |                      |                |                             |                    |                      |              |                             |               |                      |               |                             |                |                      |                |                             |  |
| College   | 218            | 236                  | 454            | 52.0                        | -                  | -                    | -            | -                           | 30            | 26                   | 56            | 46.4                        | 248            | 262                  | 510            | 51.4                        |  |
| (High School) <sup>1</sup>  | (139)          | (102)                | (241)          | (42.3)                      | (-)                | (-)                  | (-)          | (-)                         | (-)           | (-)                  | (-)           | (-)                         | (139)          | (102)                | (241)          | (42.3)                      |  |
| N.C. State  | 20,072         | 2,411                | 22,483         | 10.7                        | 271                | 13                   | 284          | 4.6                         | 2,924         | 1,465                | 4,389         | 33.4                        | 23,267         | 3,889                | 27,156         | 14.3                        |  |
| Pembroke  | 2,016          | 86                   | 2,102          | 3.2                         | -                  | -                    | -            | -                           | 333           | 6                    | 339           | 1.8                         | 2,949          | 92                   | 3,041          | 3.0                         |  |
| UNC-Asheville   | 2,934          | 260                  | 3,194          | 8.1                         | -                  | -                    | -            | -                           | 46            | -                    | 46            | -                           | 2,980          | 260                  | 3,240          | 8.0                         |  |
| UNC-Chapel Hill   | 12,729         | 2,528                | 15,257         | 16.6                        | 1,472              | 181                  | 1,653        | 10.9                        | 4,013         | 2,704                | 6,717         | 40.3                        | 18,214         | 5,413                | 23,627         | 22.9                        |  |
| (Academic Affairs)  | (11,654)       | (2,444)              | (14,098)       | (17.3)                      | (543)              | (140)                | (683)        | (20.5)                      | (2,950)       | (2,000)              | (4,950)       | (40.4)                      | (15,147)       | (4,584)              | (19,731)       | (23.2)                      |  |
| (Health Affairs)  | (1,075)        | (84)                 | (1,159)        | (7.2)                       | (929)              | (41)                 | (970)        | (4.2)                       | (1,065)       | (704)                | (1,767)       | (39.8)                      | (3,067)        | (829)                | (3,896)        | (21.3)                      |  |
| UNC-Charlotte   | 11,625         | 1,462                | 13,087         | 11.2                        | -                  | -                    | -            | -                           | 1,965         | 311                  | 2,276         | 13.7                        | 13,590         | 1,773                | 15,363         | 11.5                        |  |
| UNC-Greensboro  | 8,151          | 1,186                | 9,337          | 12.7                        | -                  | -                    | -            | -                           | 2,454         | 366                  | 2,840         | 13.6                        | 10,605         | 1,572                | 12,177         | 12.9                        |  |
| UNC-Wilmington  | 6,547          | 939                  | 7,486          | 12.5                        | -                  | -                    | -            | -                           | 378           | 34                   | 412           | 8.3                         | 6,925          | 973                  | 7,898          | 12.3                        |  |
| Western Carolina  | 5,152          | 495                  | 5,647          | 8.8                         | -                  | -                    | -            | -                           | 831           | 98                   | 929           | 10.5                        | 5,983          | 593                  | 6,576          | 9.0                         |  |
| Winston-Salem   | 2,449          | 206                  | 2,655          | 7.8                         | -                  | -                    | -            | -                           | -             | -                    | -             | -                           | 2,449          | 206                  | 2,655          | 7.8                         |  |
| <b>UNC TOTAL</b>  | <b>108,602</b> | <b>15,445</b>        | <b>124,047</b> | <b>12.5</b>                 | <b>2,294</b>       | <b>243</b>           | <b>2,537</b> | <b>9.6</b>                  | <b>18,657</b> | <b>5,577</b>         | <b>24,234</b> | <b>23.0</b>                 | <b>129,553</b> | <b>21,265</b>        | <b>150,818</b> | <b>14.1</b>                 |  |
| <b>MILITARY CENTERS</b>   |                |                      |                |                             |                    |                      |              |                             |               |                      |               |                             |                |                      |                |                             |  |
| Fort Bragg  | 149            | 652                  | 801            | 81.4                        | -                  | -                    | -            | -                           | -             | -                    | -             | -                           | 149            | 652                  | 801            | 81.4                        |  |
| <b>MILITARY CENTERS TOTAL</b>   | <b>149</b>     | <b>652</b>           | <b>801</b>     | <b>81.4</b>                 | <b>-</b>           | <b>-</b>             | <b>-</b>     | <b>-</b>                    | <b>-</b>      | <b>-</b>             | <b>-</b>      | <b>-</b>                    | <b>149</b>     | <b>652</b>           | <b>801</b>     | <b>81.4</b>                 |  |
| <b>COMMUNITY COLLEGES<sup>2</sup>(with college transfer programs)</b> |                |                      |                |                             |                    |                      |              |                             |               |                      |               |                             |                |                      |                |                             |  |
| Asheville-Buncombe  | 686            | 10                   | 696            | 1.4                         | -                  | -                    | -            | -                           | -             | -                    | -             | -                           | 686            | 10                   | 696            | 1.4                         |  |
| Beaufort Co.  | 369            | 5                    | 374            | 1.3                         | -                  | -                    | -            | -                           | -             | -                    | -             | -                           | 369            | 5                    | 374            | 1.3                         |  |
| Blue Ridge  | 429            | 9                    | 438            | 2.1                         | -                  | -                    | -            | -                           | -             | -                    | -             | -                           | 429            | 9                    | 438            | 2.1                         |  |
| Caldwell  | 947            | 20                   | 967            | 2.1                         | -                  | -                    | -            | -                           | -             | -                    | -             | -                           | 947            | 20                   | 967            | 2.1                         |  |
| Cape Fear   | 489            | 42                   | 531            | 7.9                         | -                  | -                    | -            | -                           | -             | -                    | -             | -                           | 489            | 42                   | 531            | 7.9                         |  |
| Carteret 3  | 387            | 13                   | 400            | 3.2                         | -                  | -                    | -            | -                           | -             | -                    | -             | -                           | 387            | 13                   | 400            | 3.2                         |  |
| Catawba Valley  | 687            | 9                    | 696            | 1.3                         | -                  | -                    | -            | -                           | -             | -                    | -             | -                           | 687            | 9                    | 696            | 1.3                         |  |
| Central Piedmont  | 4,586          | 18                   | 4,604          | 0.4                         | -                  | -                    | -            | -                           | -             | -                    | -             | -                           | 4,586          | 18                   | 4,604          | 0.4                         |  |
| Cleveland   | 370            | 1                    | 371            | 0.3                         | -                  | -                    | -            | -                           | -             | -                    | -             | -                           | 370            | 1                    | 371            | 0.3                         |  |
| Coastal Carolina  | 1,462          | 474                  | 1,936          | 24.5                        | -                  | -                    | -            | -                           | -             | -                    | -             | -                           | 1,462          | 474                  | 1,936          | 24.5                        |  |
| C. of Albemarle   | 703            | 44                   | 747            | 5.9                         | -                  | -                    | -            | -                           | 703           | 44                   | 747           | 5.9                         | 703            | 44                   | 747            | 5.9                         |  |
| Craven  | 669            | 195                  | 864            | 22.6                        | -                  | -                    | -            | -                           | 669           | 195                  | 864           | 22.6                        | 669            | 195                  | 864            | 22.6                        |  |
| Davidson County   | 703            | 3                    | 706            | 0.4                         | -                  | -                    | -            | -                           | 703           | 3                    | 706           | 0.4                         | 703            | 3                    | 706            | 0.4                         |  |
| Durham  | 909            | 40                   | 949            | 4.2                         | -                  | -                    | -            | -                           | 909           | 40                   | 949           | 4.2                         | 909            | 40                   | 949            | 4.2                         |  |
| Edgecombe   | 281            | 1                    | 282            | 0.4                         | -                  | -                    | -            | -                           | 281           | 1                    | 282           | 0.4                         | 281            | 1                    | 282            | 0.4                         |  |
| Fayetteville  | 216            | 90                   | 306            | 29.4                        | -                  | -                    | -            | -                           | 216           | 90                   | 306           | 29.4                        | 216            | 90                   | 306            | 29.4                        |  |
| Forsyth   | 361            | 4                    | 365            | 1.1                         | -                  | -                    | -            | -                           | 361           | 4                    | 365           | 1.1                         | 361            | 4                    | 365            | 1.1                         |  |
| Gaston  | 1,491          | 21                   | 1,512          | 1.4                         | -                  | -                    | -            | -                           | 1,491         | 21                   | 1,512         | 1.4                         | 1,491          | 21                   | 1,512          | 1.4                         |  |

RESIDENT CREDIT HEADCOUNT ENROLLMENT IN NORTH CAROLINA COLLEGES AND UNIVERSITIES  
BY INSTITUTION LEVEL OF INSTRUCTION, AND RESIDENCE STATUS, FALL 1992

| INSTITUTION   | UNDERGRADUATE  |                      |                |                             | FIRST PROFESSIONAL |                      |              |                             | GRADUATE      |                      |               |                             | ALL STUDENTS   |                      |                |                             |
|---|----------------|----------------------|----------------|-----------------------------|--------------------|----------------------|--------------|-----------------------------|---------------|----------------------|---------------|-----------------------------|----------------|----------------------|----------------|-----------------------------|
|   | In-<br>State   | Out-<br>of-<br>State | Total          | Percent<br>Out-of-<br>State | In-<br>State       | Out-<br>of-<br>State | Total        | Percent<br>Out-of-<br>State | In-<br>State  | Out-<br>of-<br>State | Total         | Percent<br>Out-of-<br>State | In-<br>State   | Out-<br>of-<br>State | Total          | Percent<br>Out-of-<br>State |
|   |                |                      |                |                             |                    |                      |              |                             |               |                      |               |                             |                |                      |                |                             |
| <b>COMMUNITY COLLEGES (with college transfer programs)(CONT.)</b> |                |                      |                |                             |                    |                      |              |                             |               |                      |               |                             |                |                      |                |                             |
| Guilford  | 1,205          | 37                   | 1,242          | 3.0%                        | -                  | -                    | -            | -                           | -             | -                    | -             | -                           | 1,205          | 37                   | 1,242          | 3.0%                        |
| Halifax   | 364            | 6                    | 370            | 1.6                         | -                  | -                    | -            | -                           | -             | -                    | -             | -                           | 364            | 6                    | 370            | 1.6                         |
| Isothermal  | 586            | 4                    | 590            | 0.7                         | -                  | -                    | -            | -                           | -             | -                    | -             | -                           | 586            | 4                    | 590            | 0.7                         |
| Jones Sprunt  | 182            | 2                    | 184            | 1.1                         | -                  | -                    | -            | -                           | -             | -                    | -             | -                           | 182            | 2                    | 184            | 1.1                         |
| Lenoir  | 878            | 5                    | 883            | 0.6                         | -                  | -                    | -            | -                           | -             | -                    | -             | -                           | 878            | 5                    | 883            | 0.6                         |
| Martin  | 159            | 2                    | 161            | 1.2                         | -                  | -                    | -            | -                           | -             | -                    | -             | -                           | 159            | 2                    | 161            | 1.2                         |
| Mitchell  | 480            | 2                    | 482            | 0.4                         | -                  | -                    | -            | -                           | -             | -                    | -             | -                           | 480            | 2                    | 482            | 0.4                         |
| Montgomery 3  | 12             | -                    | 12             | -                           | -                  | -                    | -            | -                           | -             | -                    | -             | -                           | 12             | -                    | 12             | -                           |
| Mesh  | 418            | -                    | 418            | -                           | -                  | -                    | -            | -                           | -             | -                    | -             | -                           | 418            | -                    | 418            | -                           |
| Pitt  | 1,375          | 33                   | 1,408          | 2.3                         | -                  | -                    | -            | -                           | -             | -                    | -             | -                           | 1,375          | 33                   | 1,408          | 2.3                         |
| Richmond  | 153            | -                    | 153            | -                           | -                  | -                    | -            | -                           | -             | -                    | -             | -                           | 153            | -                    | 153            | -                           |
| Rockingham  | 704            | 5                    | 709            | 0.7                         | -                  | -                    | -            | -                           | -             | -                    | -             | -                           | 704            | 5                    | 709            | 0.7                         |
| Rowan-Cabarrus  | 525            | 4                    | 529            | 0.8                         | -                  | -                    | -            | -                           | -             | -                    | -             | -                           | 525            | 4                    | 529            | 0.8                         |
| Sandhills   | 794            | 9                    | 803            | 1.1                         | -                  | -                    | -            | -                           | -             | -                    | -             | -                           | 794            | 9                    | 803            | 1.1                         |
| Southeastern  | 883            | 14                   | 897            | 1.6                         | -                  | -                    | -            | -                           | -             | -                    | -             | -                           | 883            | 14                   | 897            | 1.6                         |
| Southeastern  | 67             | 2                    | 69             | 2.9                         | -                  | -                    | -            | -                           | -             | -                    | -             | -                           | 67             | 2                    | 69             | 2.9                         |
| Stanly  | 98             | 1                    | 99             | 1.0                         | -                  | -                    | -            | -                           | -             | -                    | -             | -                           | 98             | 1                    | 99             | 1.0                         |
| Surry   | 1,055          | 50                   | 1,105          | 4.5                         | -                  | -                    | -            | -                           | -             | -                    | -             | -                           | 1,055          | 50                   | 1,105          | 4.5                         |
| Tri-County  | 351            | 15                   | 366            | 4.1                         | -                  | -                    | -            | -                           | -             | -                    | -             | -                           | 351            | 15                   | 366            | 4.1                         |
| Vance-Granville   | 513            | 3                    | 516            | 0.6                         | -                  | -                    | -            | -                           | -             | -                    | -             | -                           | 513            | 3                    | 516            | 0.6                         |
| Wake  | 641            | 21                   | 662            | 3.2                         | -                  | -                    | -            | -                           | -             | -                    | -             | -                           | 641            | 21                   | 662            | 3.2                         |
| Wayne   | 890            | 76                   | 966            | 7.9                         | -                  | -                    | -            | -                           | -             | -                    | -             | -                           | 890            | 76                   | 966            | 7.9                         |
| Western Piedmont  | 764            | 4                    | 768            | 0.5                         | -                  | -                    | -            | -                           | -             | -                    | -             | -                           | 764            | 4                    | 768            | 0.5                         |
| Wilkes  | 751            | 20                   | 771            | 2.6                         | -                  | -                    | -            | -                           | -             | -                    | -             | -                           | 751            | 20                   | 771            | 2.6                         |
| <b>COMMUNITY COLL. TOTAL</b>                                      | <b>29,593</b>  | <b>1,314</b>         | <b>30,907</b>  | <b>4.3</b>                  | <b>-</b>           | <b>-</b>             | <b>-</b>     | <b>-</b>                    | <b>-</b>      | <b>-</b>             | <b>-</b>      | <b>-</b>                    | <b>29,593</b>  | <b>1,314</b>         | <b>30,907</b>  | <b>4.3</b>                  |
| <b>PUBLIC TOTAL</b>   | <b>138,344</b> | <b>17,411</b>        | <b>155,755</b> | <b>11.2</b>                 | <b>2,294</b>       | <b>243</b>           | <b>2,537</b> | <b>9.6%</b>                 | <b>18,657</b> | <b>5,577</b>         | <b>24,234</b> | <b>23.0%</b>                | <b>159,295</b> | <b>23,231</b>        | <b>182,526</b> | <b>12.7</b>                 |
| <b>PRIVATE INSTITUTIONS</b>                                       |                |                      |                |                             |                    |                      |              |                             |               |                      |               |                             |                |                      |                |                             |
| <b>SENIOR COLLEGES &amp; UNIVERSITIES</b>                         |                |                      |                |                             |                    |                      |              |                             |               |                      |               |                             |                |                      |                |                             |
| Barber-Scotia   | 374            | 330                  | 704            | 46.9                        | -                  | -                    | -            | -                           | -             | -                    | -             | -                           | 374            | 330                  | 704            | 46.9                        |
| Barton  | 1,459          | 253                  | 1,712          | 14.8                        | -                  | -                    | -            | -                           | -             | -                    | -             | -                           | 1,459          | 253                  | 1,712          | 14.8                        |
| Belmont Abbey   | 655            | 378                  | 1,033          | 36.6                        | -                  | -                    | -            | -                           | -             | -                    | -             | -                           | 655            | 378                  | 1,033          | 36.6                        |
| Bennett   | 192            | 443                  | 635            | 69.8                        | -                  | -                    | -            | -                           | -             | -                    | -             | -                           | 192            | 443                  | 635            | 69.8                        |
| Campbell  | 1,623          | 458                  | 2,081          | 22.0                        | 545                | 43                   | 588          | 7.3                         | 403           | 16                   | 419           | 3.8                         | 2,571          | 517                  | 3,088          | 16.7                        |
| Catawba   | 481            | 475                  | 956            | 49.7                        | -                  | -                    | -            | -                           | 6             | -                    | 6             | -                           | 487            | 475                  | 962            | 49.4                        |
| Chowan  | 281            | 360                  | 641            | 56.2                        | -                  | -                    | -            | -                           | -             | -                    | -             | -                           | 281            | 360                  | 641            | 56.2                        |
| Davidson  | 383            | 1,167                | 1,550          | 75.3                        | -                  | -                    | -            | -                           | -             | -                    | -             | -                           | 383            | 1,167                | 1,550          | 75.3                        |
| Duke  | 886            | 5,244                | 6,130          | 85.5                        | 574                | 1,000                | 1,574        | 63.5                        | 1,422         | 2,300                | 3,722         | 61.8                        | 2,882          | 8,544                | 11,426         | 74.8                        |
| Elon  | 1,227          | 1,855                | 3,082          | 60.2                        | -                  | -                    | -            | -                           | 135           | 10                   | 145           | 6.9                         | 1,362          | 1,865                | 3,227          | 57.8                        |
| Gardner-Webb  | 1,475          | 458                  | 1,933          | 23.7                        | -                  | -                    | -            | -                           | 102           | 18                   | 120           | 15.0                        | 1,577          | 476                  | 2,053          | 23.2                        |
| Greensboro  | 657            | 345                  | 1,000          | 34.3                        | -                  | -                    | -            | -                           | -             | -                    | -             | -                           | 657            | 345                  | 1,000          | 34.3                        |
| Guilford  | 921            | 824                  | 1,745          | 47.2                        | -                  | -                    | -            | -                           | -             | -                    | -             | -                           | 921            | 824                  | 1,745          | 47.2                        |
| High Point  | 1,624          | 702                  | 2,326          | 30.2                        | -                  | -                    | -            | -                           | -             | -                    | -             | -                           | 1,624          | 702                  | 2,326          | 30.2                        |
| Johnson C. Salth  | 293            | 985                  | 1,278          | 77.1                        | -                  | -                    | -            | -                           | -             | -                    | -             | -                           | 293            | 985                  | 1,278          | 77.1                        |
| Leas-McRae  | 461            | 294                  | 755            | 38.9                        | -                  | -                    | -            | -                           | -             | -                    | -             | -                           | 461            | 294                  | 755            | 38.9                        |
| Lenoir-Rhyne  | 970            | 486                  | 1,456          | 33.4                        | -                  | -                    | -            | -                           | 64            | 2                    | 66            | -                           | 1,034          | 488                  | 1,522          | 32.1                        |
| Livingstone   | 331            | 298                  | 629            | 47.4                        | 30                 | 5                    | 35           | 14.3                        | 13            | -                    | 13            | -                           | 374            | 303                  | 677            | 44.8                        |



TABLE 4. (CONT.)  
RESIDENT CREDIT HEADCOUNT ENROLLMENT IN NORTH CAROLINA COLLEGES AND UNIVERSITIES  
BY INSTITUTION LEVEL OF INSTRUCTION, AND RESIDENCE STATUS, FALL 1992

| INSTITUTION                                       | UNDERGRADUATE  |                      |                             | FIRST PROFESSIONAL |                      |                             | GRADUATE     |                      |                             | ALL STUDENTS   |                      |                             |      |
|---|----------------|----------------------|-----------------------------|--------------------|----------------------|-----------------------------|--------------|----------------------|-----------------------------|----------------|----------------------|-----------------------------|------|
|   | In-<br>State   | Out-<br>of-<br>State | Percent<br>Out-of-<br>State | In-<br>State       | Out-<br>of-<br>State | Percent<br>Out-of-<br>State | In-<br>State | Out-<br>of-<br>State | Percent<br>Out-of-<br>State | In-<br>State   | Out-<br>of-<br>State | Percent<br>Out-of-<br>State |      |
| <b>PRIVATE INSTITUTIONS</b>                       |                |                      |                             |                    |                      |                             |              |                      |                             |                |                      |                             |      |
| <b>SENIOR COLLEGES &amp; UNIVERSITIES (CONT.)</b> |                |                      |                             |                    |                      |                             |              |                      |                             |                |                      |                             |      |
| Mars Hill   | 969            | 385                  | 28.4%                       | -                  | -                    | -                           | -            | -                    | -                           | 969            | 385                  | 28.4%                       |      |
| Methodist   | 1,814          | 303                  | 14.3                        | -                  | -                    | -                           | 152          | 11                   | 6.7%                        | 1,966          | 314                  | 13.8                        |      |
| Montreat-Anderson                                 | 949            | 559                  | 37.1                        | -                  | -                    | -                           | -            | -                    | -                           | 949            | 559                  | 37.1                        |      |
| Mount Olive                                       | 197            | 121                  | 38.1                        | -                  | -                    | -                           | -            | -                    | -                           | 197            | 121                  | 38.1                        |      |
| M.C. Wesleyan                                     | 765            | 26                   | 3.3                         | -                  | -                    | -                           | -            | -                    | -                           | 765            | 26                   | 3.3                         |      |
| Pfeiffer  | 502            | 355                  | 41.4                        | -                  | -                    | -                           | -            | -                    | -                           | 502            | 355                  | 41.4                        |      |
| Queens  | 558            | 249                  | 30.9                        | -                  | -                    | -                           | 100          | 9                    | 8.3                         | 658            | 258                  | 28.2                        |      |
| St. Andrews                                       | 825            | 461                  | 35.8                        | -                  | -                    | -                           | 308          | 8                    | 2.5                         | 1,133          | 469                  | 29.3                        |      |
| St. Augustine's                                   | 243            | 419                  | 62.5                        | -                  | -                    | -                           | -            | -                    | -                           | 243            | 419                  | 62.5                        |      |
| Shaw  | 1,066          | 852                  | 44.4                        | -                  | -                    | -                           | -            | -                    | -                           | 1,066          | 852                  | 44.4                        |      |
| Wake Forest                                       | 552            | 158                  | 22.3                        | -                  | -                    | -                           | 85           | 1                    | 1.2                         | 637            | 159                  | 20.0                        |      |
| Warren Wilson                                     | 1,726          | 757                  | 30.5                        | -                  | -                    | -                           | -            | -                    | -                           | 1,726          | 757                  | 30.5                        |      |
| Wingate   | 1,279          | 2,462                | 65.8                        | 509                | 400                  | 44.0%                       | 681          | 293                  | 30.1                        | 2,469          | 3,155                | 56.1                        |      |
|   | 157            | 328                  | 48.5                        | -                  | -                    | -                           | 3            | 69                   | 72                          | 95.8           | 160                  | 397                         | 71.3 |
|   | 948            | 425                  | 31.0                        | -                  | -                    | -                           | 45           | 2                    | 4.3                         | 993            | 427                  | 30.1                        |      |
| <b>SR. COL. &amp; UNIV. TOTAL</b>                 | <b>26,843</b>  | <b>23,213</b>        | <b>46.4</b>                 | <b>1,658</b>       | <b>1,448</b>         | <b>46.6</b>                 | <b>3,519</b> | <b>2,739</b>         | <b>43.8</b>                 | <b>32,020</b>  | <b>27,400</b>        | <b>46.1</b>                 |      |
| <b>JUNIOR COLLEGES</b>                            |                |                      |                             |                    |                      |                             |              |                      |                             |                |                      |                             |      |
| Brevard   | 341            | 378                  | 719                         | 52.6               | -                    | -                           | -            | -                    | -                           | 341            | 378                  | 719                         |      |
| Louisburg   | 555            | 151                  | 706                         | 21.4               | -                    | -                           | -            | -                    | -                           | 555            | 151                  | 706                         |      |
| Peace   | 411            | 55                   | 466                         | 11.8               | -                    | -                           | -            | -                    | -                           | 411            | 55                   | 466                         |      |
| Saint Mary's                                      | 202            | 91                   | 293                         | 31.1               | -                    | -                           | -            | -                    | -                           | 202            | 91                   | 293                         |      |
| <b>JUNIOR COLLEGES TOTAL</b>                      | <b>1,509</b>   | <b>675</b>           | <b>2,184</b>                | <b>30.9</b>        | -                    | -                           | -            | -                    | -                           | <b>1,509</b>   | <b>675</b>           | <b>2,184</b>                |      |
| <b>PRIVATE SR. &amp; JR. TOTAL</b>                | <b>28,352</b>  | <b>23,888</b>        | <b>45.7</b>                 | <b>1,658</b>       | <b>1,448</b>         | <b>46.6</b>                 | <b>3,519</b> | <b>2,739</b>         | <b>43.8</b>                 | <b>33,529</b>  | <b>28,075</b>        | <b>45.6</b>                 |      |
| <b>THEOLOGICAL SEMINARY</b>                       |                |                      |                             |                    |                      |                             |              |                      |                             |                |                      |                             |      |
| Southeastern Seminary                             | 24             | 37                   | 61                          | 60.7               | 148                  | 297                         | 445          | 66.7                 | 4                           | 20             | 24                   | 83.3                        |      |
| <b>BIBLE COLLEGES</b>                             |                |                      |                             |                    |                      |                             |              |                      |                             |                |                      |                             |      |
| East Coast  | 206            | 88                   | 294                         | 29.9               | -                    | -                           | -            | -                    | -                           | 206            | 88                   | 294                         |      |
| Heritage  | 52             | 4                    | 56                          | 7.1                | -                    | -                           | -            | -                    | -                           | 52             | 4                    | 56                          |      |
| John Wesley                                       | 73             | 4                    | 77                          | 5.2                | -                    | -                           | -            | -                    | -                           | 73             | 4                    | 77                          |      |
| Piedmont  | 184            | 102                  | 286                         | 35.7               | -                    | -                           | -            | -                    | -                           | 184            | 102                  | 286                         |      |
| Roanoke   | 60             | 67                   | 127                         | 52.8               | -                    | -                           | -            | -                    | -                           | 60             | 67                   | 127                         |      |
| Winston-Salem                                     | 29             | 8                    | 37                          | 21.6               | -                    | -                           | -            | -                    | -                           | 29             | 8                    | 37                          |      |
| <b>BIBLE COLLEGES TOTAL</b>                       | <b>604</b>     | <b>273</b>           | <b>877</b>                  | <b>31.1</b>        | -                    | -                           | -            | -                    | -                           | <b>604</b>     | <b>273</b>           | <b>877</b>                  |      |
| <b>PRIVATE TOTAL</b>                              | <b>28,980</b>  | <b>24,198</b>        | <b>53,178</b>               | <b>45.5</b>        | <b>1,806</b>         | <b>1,745</b>                | <b>3,551</b> | <b>6,282</b>         | <b>43.9</b>                 | <b>34,309</b>  | <b>28,702</b>        | <b>45.6</b>                 |      |
| <b>GRAND TOTAL</b>                                | <b>167,324</b> | <b>41,609</b>        | <b>208,933</b>              | <b>19.9</b>        | <b>4,100</b>         | <b>1,988</b>                | <b>6,088</b> | <b>30,516</b>        | <b>27.3</b>                 | <b>193,604</b> | <b>51,933</b>        | <b>245,537</b>              |      |

1 High school figures are not included in totals.  
2 College transfer program only.  
3 College transfer coursework is offered under a contract with another institution.

Full Text Available

TABLE 5. FULL-TIME EQUIVALENT RESIDENT CREDIT ENROLLMENT IN NORTH CAROLINA COLLEGES AND UNIVERSITIES BY INSTITUTION, LEVEL OF INSTRUCTION, AND RESIDENCE STATUS, FALL 1992

| INSTITUTION  | UNDERGRADUATE |                  |                | FIRST PROFESSIONAL |                  |              | GRADUATE      |                  |               | ALL STUDENTS   |                  |                |
|--|---------------|------------------|----------------|--------------------|------------------|--------------|---------------|------------------|---------------|----------------|------------------|----------------|
|  | In-<br>State  | Out-of-<br>State | Total          | In-<br>State       | Out-of-<br>State | Total        | In-<br>State  | Out-of-<br>State | Total         | In-<br>State   | Out-of-<br>State | Total          |
| <b>PUBLIC INSTITUTIONS</b>   |               |                  |                |                    |                  |              |               |                  |               |                |                  |                |
| <b>UNIVERSITY OF NORTH CAROLINA</b>                                    |               |                  |                |                    |                  |              |               |                  |               |                |                  |                |
| Appalachian  | 9,257         | 1,080            | 10,337         | -                  | -                | -            | 677           | 102              | 779           | 9,934          | 1,182            | 11,116         |
| East Carolina  | 11,839        | 2,310            | 14,149         | 298                | -                | 298          | 1,751         | 176              | 1,927         | 13,888         | 2,486            | 16,374         |
| (Academic Affairs)   | (11,315)      | (2,254)          | (13,569)       | (-)                | (-)              | (-)          | (1,558)       | (150)            | (1,708)       | (12,873)       | (2,404)          | (15,277)       |
| (Health Affairs)   | (524)         | (56)             | (580)          | (298)              | (-)              | (298)        | (193)         | (26)             | (219)         | (1,015)        | (82)             | (1,097)        |
| Elizabeth City   | 1,689         | 242              | 1,931          | -                  | -                | -            | -             | -                | -             | 1,689          | 242              | 1,931          |
| Fayetteville   | 2,658         | 215              | 2,873          | -                  | -                | -            | 486           | 25               | 511           | 3,144          | 240              | 3,384          |
| N.C. A and T   | 5,203         | 1,074            | 6,277          | -                  | -                | -            | 519           | 109              | 628           | 5,722          | 1,183            | 6,905          |
| N.C. Central   | 3,354         | 583              | 3,937          | 248                | 49               | 297          | 631           | 52               | 683           | 4,233          | 684              | 4,917          |
| N.C. School of the Arts<br>College                                     | 196           | 235              | 431            | -                  | -                | -            | 30            | 26               | 56            | 226            | 261              | 487            |
| (High School) <sup>1</sup>   | (139)         | (102)            | (241)          | (-)                | (-)              | (-)          | (-)           | (-)              | (-)           | (139)          | (102)            | (241)          |
| N.C. State   | 16,681        | 2,222            | 18,903         | 270                | 13               | 283          | 1,978         | 1,069            | 3,047         | 18,929         | 3,304            | 22,233         |
| Pembroke   | 2,322         | 85               | 2,407          | -                  | -                | -            | 197           | 6                | 203           | 2,519          | 91               | 2,610          |
| UNC-Asheville  | 2,346         | 246              | 2,592          | -                  | -                | -            | 27            | -                | 27            | 2,373          | 246              | 2,619          |
| UNC-Chapel Hill  | 12,205        | 2,497            | 14,702         | 1,464              | 180              | 1,644        | 2,598         | 2,257            | 4,855         | 16,267         | 4,934            | 21,201         |
| (Academic Affairs)   | (11,145)      | (2,414)          | (13,559)       | (543)              | (139)            | (682)        | (1,854)       | (1,653)          | (3,507)       | (13,542)       | (4,206)          | (17,748)       |
| (Health Affairs)   | (1,060)       | (83)             | (1,143)        | (921)              | (41)             | (962)        | (744)         | (604)            | (1,348)       | (2,725)        | (728)            | (3,453)        |
| UNC-Charlotte  | 10,158        | 1,376            | 11,534         | -                  | -                | -            | 1,261         | 244              | 1,505         | 11,419         | 1,620            | 13,039         |
| UNC-Greensboro   | 7,306         | 1,145            | 8,451          | -                  | -                | -            | 1,700         | 334              | 2,034         | 9,006          | 1,479            | 10,485         |
| UNC-Wilmington   | 5,989         | 918              | 6,907          | -                  | -                | -            | 245           | 27               | 272           | 6,234          | 945              | 7,179          |
| Western Carolina   | 4,851         | 489              | 5,340          | -                  | -                | -            | 561           | 95               | 656           | 5,412          | 584              | 5,996          |
| Winston-Salem  | 2,119         | 194              | 2,313          | -                  | -                | -            | -             | -                | -             | 2,119          | 194              | 2,313          |
| <b>UNC TOTAL</b>   | <b>98,173</b> | <b>14,911</b>    | <b>113,084</b> | <b>2,280</b>       | <b>242</b>       | <b>2,522</b> | <b>12,661</b> | <b>4,522</b>     | <b>17,183</b> | <b>113,114</b> | <b>19,675</b>    | <b>132,789</b> |
| <b>MILITARY CENTERS</b>  |               |                  |                |                    |                  |              |               |                  |               |                |                  |                |
| Fort Bragg   | 82            | 232              | 314            | -                  | -                | -            | -             | -                | -             | 82             | 232              | 314            |
| <b>MILITARY CENTERS TOTAL</b>  | <b>82</b>     | <b>232</b>       | <b>314</b>     | <b>-</b>           | <b>-</b>         | <b>-</b>     | <b>-</b>      | <b>-</b>         | <b>-</b>      | <b>82</b>      | <b>232</b>       | <b>314</b>     |
| <b>COMMUNITY COLLEGES<sup>2</sup> (with college transfer programs)</b> |               |                  |                |                    |                  |              |               |                  |               |                |                  |                |
| Asheville-Buncombe   | 548           | 8                | 556            | -                  | -                | -            | -             | -                | -             | 548            | 8                | 556            |
| Beaufort Co.   | 233           | 3                | 236            | -                  | -                | -            | -             | -                | -             | 233            | 3                | 236            |
| Blue Ridge   | 285           | 6                | 291            | -                  | -                | -            | -             | -                | -             | 285            | 6                | 291            |
| Caldwell   | 592           | 16               | 608            | -                  | -                | -            | -             | -                | -             | 592            | 16               | 608            |
| Cape Fear  | 417           | 35               | 452            | -                  | -                | -            | -             | -                | -             | 417            | 35               | 452            |
| Carteret <sup>3</sup>  | 317           | 9                | 326            | -                  | -                | -            | -             | -                | -             | 317            | 9                | 326            |
| Catawba Valley   | 554           | 8                | 562            | -                  | -                | -            | -             | -                | -             | 554            | 8                | 562            |
| Central Piedmont   | 3,165         | 13               | 3,178          | -                  | -                | -            | -             | -                | -             | 3,165          | 13               | 3,178          |
| Cleveland  | 232           | 1                | 233            | -                  | -                | -            | -             | -                | -             | 232            | 1                | 233            |
| Coastal Carolina   | 1,121         | 210              | 1,331          | -                  | -                | -            | -             | -                | -             | 1,121          | 210              | 1,331          |
| C. of Albemarle  | 512           | 18               | 530            | -                  | -                | -            | -             | -                | -             | 512            | 18               | 530            |
| Craven   | 502           | 85               | 587            | -                  | -                | -            | -             | -                | -             | 502            | 85               | 587            |
| Davidson County  | 511           | 2                | 513            | -                  | -                | -            | -             | -                | -             | 511            | 2                | 513            |
| Durham   | 147           | 36               | 183            | -                  | -                | -            | -             | -                | -             | 147            | 36               | 183            |
| Edgecombe  | 193           | 1                | 194            | -                  | -                | -            | -             | -                | -             | 193            | 1                | 194            |
| Fayetteville   | 313           | 72               | 385            | -                  | -                | -            | -             | -                | -             | 313            | 72               | 385            |
| Forsyth  | 1,021         | 2                | 1,023          | -                  | -                | -            | -             | -                | -             | 1,021          | 2                | 1,023          |
| Gaston   | 15            | 15               | 30             | -                  | -                | -            | -             | -                | -             | 15             | 15               | 30             |



TABLE 5. (CONT.) FULL-TIME EQUIVALENT RESIDENT CREDIT ENROLLMENT IN NORTH CAROLINA COLLEGES AND UNIVERSITIES BY INSTITUTION, LEVEL OF INSTRUCTION, AND RESIDENCE STATUS, FALL 1992

| INSTITUTION   | UNDERGRADUATE  |               |                | FIRST PROFESSIONAL |              |              | GRADUATE      |              |               | ALL STUDENTS   |               |                |
|---|----------------|---------------|----------------|--------------------|--------------|--------------|---------------|--------------|---------------|----------------|---------------|----------------|
|   | In-State       | Out-of-State  | Total          | In-State           | Out-of-State | Total        | In-State      | Out-of-State | Total         | In-State       | Out-of-State  | Total          |
| <b>COMMUNITY COLLEGES (with college transfer programs)(CONT.)</b> |                |               |                |                    |              |              |               |              |               |                |               |                |
| Guilford  | 791            | 5             | 819            | -                  | -            | -            | -             | -            | -             | 791            | 28            | 819            |
| Halifax   | 284            | 2             | 289            | -                  | -            | -            | -             | -            | -             | 284            | 5             | 289            |
| Isothermal  | 397            | 2             | 399            | -                  | -            | -            | -             | -            | -             | 397            | 2             | 399            |
| James Sprunt  | 108            | 2             | 110            | -                  | -            | -            | -             | -            | -             | 108            | 2             | 110            |
| Lenoir  | 659            | 5             | 664            | -                  | -            | -            | -             | -            | -             | 659            | 5             | 664            |
| Martin  | 116            | 1             | 117            | -                  | -            | -            | -             | -            | -             | 116            | 1             | 117            |
| Mitchell  | 366            | 2             | 368            | -                  | -            | -            | -             | -            | -             | 366            | 2             | 368            |
| Montgomery <sup>3</sup>   | 9              | -             | 9              | -                  | -            | -            | -             | -            | -             | 9              | -             | 9              |
| Nash  | 319            | -             | 319            | -                  | -            | -            | -             | -            | -             | 319            | -             | 319            |
| Pitt  | 830            | 27            | 857            | -                  | -            | -            | -             | -            | -             | 830            | 27            | 857            |
| Richmond  | 127            | -             | 127            | -                  | -            | -            | -             | -            | -             | 127            | -             | 127            |
| Rockingham  | 514            | 4             | 518            | -                  | -            | -            | -             | -            | -             | 514            | 4             | 518            |
| Rowan-Cabarrus  | 407            | 2             | 409            | -                  | -            | -            | -             | -            | -             | 407            | 2             | 409            |
| Sandhills   | 629            | 8             | 637            | -                  | -            | -            | -             | -            | -             | 629            | 8             | 637            |
| Southeastern  | 656            | 14            | 670            | -                  | -            | -            | -             | -            | -             | 656            | 14            | 670            |
| Southwestern  | 64             | 2             | 66             | -                  | -            | -            | -             | -            | -             | 64             | 2             | 66             |
| Stanly  | 89             | 1             | 90             | -                  | -            | -            | -             | -            | -             | 89             | 1             | 90             |
| Surry   | 618            | 39            | 657            | -                  | -            | -            | -             | -            | -             | 618            | 39            | 657            |
| Tri-County  | 226            | 10            | 236            | -                  | -            | -            | -             | -            | -             | 226            | 10            | 236            |
| Vance-Granville   | 386            | 3             | 389            | -                  | -            | -            | -             | -            | -             | 386            | 3             | 389            |
| Wake  | 522            | 18            | 540            | -                  | -            | -            | -             | -            | -             | 522            | 18            | 540            |
| Wayne   | 712            | 32            | 744            | -                  | -            | -            | -             | -            | -             | 712            | 32            | 744            |
| Western Piedmont  | 543            | 3             | 546            | -                  | -            | -            | -             | -            | -             | 543            | 3             | 546            |
| Wilkes  | 541            | 18            | 559            | -                  | -            | -            | -             | -            | -             | 541            | 18            | 559            |
| <b>COMMUNITY COLL. TOTAL</b>                                      | <b>21,256</b>  | <b>766</b>    | <b>22,022</b>  | <b>-</b>           | <b>-</b>     | <b>-</b>     | <b>-</b>      | <b>-</b>     | <b>-</b>      | <b>21,256</b>  | <b>766</b>    | <b>22,022</b>  |
| <b>PUBLIC TOTAL</b>   | <b>119,511</b> | <b>15,909</b> | <b>135,420</b> | <b>2,280</b>       | <b>242</b>   | <b>2,522</b> | <b>12,661</b> | <b>4,522</b> | <b>17,183</b> | <b>134,452</b> | <b>20,673</b> | <b>155,125</b> |
| <b>PRIVATE INSTITUTIONS</b>                                       |                |               |                |                    |              |              |               |              |               |                |               |                |
| <b>SENIOR COLLEGES &amp; UNIVERSITIES</b>                         |                |               |                |                    |              |              |               |              |               |                |               |                |
| Barber-Scotia   | 374            | 330           | 704            | -                  | -            | -            | -             | -            | -             | 374            | 330           | 704            |
| Barton  | 1,126          | 252           | 1,378          | -                  | -            | -            | -             | -            | -             | 1,126          | 252           | 1,378          |
| Belmont Abbey   | 527            | 372           | 899            | -                  | -            | -            | -             | -            | -             | 527            | 372           | 899            |
| Bennett   | 186            | 441           | 627            | -                  | -            | -            | -             | -            | -             | 186            | 441           | 627            |
| Campbell  | 1,569          | 454           | 2,023          | 545                | 43           | 588          | 164           | 10           | 174           | 2,278          | 507           | 2,785          |
| Catawba   | 458            | 472           | 930            | -                  | -            | -            | 2             | -            | 2             | 460            | 355           | 815            |
| Chowan  | 277            | 355           | 632            | -                  | -            | -            | -             | -            | -             | 277            | 355           | 632            |
| Davidson  | 382            | 1,166         | 1,548          | -                  | -            | -            | -             | -            | -             | 382            | 1,166         | 1,548          |
| Duke  | 855            | 5,230         | 6,085          | 545                | 994          | 1,539        | 1,212         | 2,199        | 3,411         | 2,612          | 8,423         | 11,035         |
| Elon  | 1,117          | 1,839         | 2,956          | -                  | -            | -            | 51            | 9            | 60            | 1,168          | 1,848         | 3,016          |
| Gardner-Webb  | 1,275          | 451           | 1,726          | -                  | -            | -            | 59            | 9            | 68            | 1,334          | 460           | 1,794          |
| Greensboro  | 476            | 340           | 816            | -                  | -            | -            | -             | -            | -             | 476            | 340           | 816            |
| Guilford  | 719            | 815           | 1,534          | -                  | -            | -            | -             | -            | -             | 719            | 815           | 1,534          |
| High Point  | 1,470          | 695           | 2,165          | -                  | -            | -            | -             | -            | -             | 1,470          | 695           | 2,165          |
| Johnson C. Smith  | 277            | 974           | 1,251          | -                  | -            | -            | -             | -            | -             | 277            | 974           | 1,251          |
| Lees-McRae  | 446            | 292           | 738            | -                  | -            | -            | -             | -            | -             | 446            | 292           | 738            |
| Lenoir-Rhyne  | 865            | 481           | 1,346          | -                  | -            | -            | 42            | 2            | 44            | 907            | 483           | 1,390          |

4

TABLE 5. (CONT.) FULL-TIME EQUIVALENT RESIDENT CREDIT ENROLLMENT IN NORTH CAROLINA COLLEGES AND UNIVERSITIES BY INSTITUTION, LEVEL OF INSTRUCTION, AND RESIDENCE STATUS, FALL 1992

| INSTITUTION                                       | UNDERGRADUATE  |                  | FIRST PROFESSIONAL |                  | GRADUATE      |                  | ALL STUDENTS   |                  |
|---|----------------|------------------|--------------------|------------------|---------------|------------------|----------------|------------------|
|   | In-<br>State   | Out-of-<br>State | In-<br>State       | Out-of-<br>State | In-<br>State  | Out-of-<br>State | In-<br>State   | Out-of-<br>State |
| <b>PRIVATE INSTITUTIONS</b>                       |                |                  |                    |                  |               |                  |                |                  |
| <b>SENIOR COLLEGES &amp; UNIVERSITIES (CONT.)</b> |                |                  |                    |                  |               |                  |                |                  |
| Livingstone                                       | 294            | 615              | 25                 | 5                | 6             | 6                | 352            | 299              |
| Mars Hill   | 321            | 1,223            | -                  | -                | -             | -                | 839            | 384              |
| Meredith  | 384            | 1,865            | -                  | -                | 113           | 121              | 1,692          | 294              |
| Methodist   | 286            | 1,290            | -                  | -                | -             | -                | 488            | 1,986            |
| Montreat-Anderson                                 | 488            | 1,290            | -                  | -                | -             | -                | 184            | 1,290            |
| Mount Olive                                       | 121            | 305              | -                  | -                | -             | -                | 603            | 121              |
| N.C. Wesleyan                                     | 603            | 629              | -                  | -                | -             | -                | 387            | 629              |
| Pfeiffer  | 387            | 737              | -                  | -                | -             | -                | 534            | 737              |
| Queens  | 490            | 738              | -                  | -                | 44            | 48               | 899            | 350              |
| St. Andrews                                       | 248            | 899              | -                  | -                | 207           | 215              | 1,114          | 252              |
| St. Augustine's                                   | 412            | 637              | -                  | -                | -             | -                | 228            | 420              |
| Salem   | 228            | 1,840            | -                  | -                | -             | -                | 1,005          | 409              |
| Shaw  | 835            | 569              | -                  | -                | 56            | 57               | 471            | 835              |
| Wake Forest                                       | 415            | 2,425            | -                  | -                | -             | -                | 1,675          | 1,840            |
| Warren Wilson                                     | 1,675          | 3,684            | 509                | 400              | 543           | 813              | 2,309          | 750              |
| Wingate   | 1,257          | 481              | -                  | -                | 3             | 72               | 157            | 3,097            |
|   | 154            | 421              | -                  | -                | 23            | 24               | 396            | 5,406            |
|   | 875            | 1,226            | -                  | -                | -             | -                | 898            | 422              |
| <b>SR. COL. &amp; UNIV. TOTAL</b>                 | <b>23,700</b>  | <b>22,891</b>    | <b>1,624</b>       | <b>1,442</b>     | <b>2,525</b>  | <b>5,115</b>     | <b>27,849</b>  | <b>26,923</b>    |
| <b>JUNIOR COLLEGES</b>                            |                |                  |                    |                  |               |                  |                |                  |
| Brevard   | 330            | 708              | -                  | -                | -             | -                | 330            | 378              |
| Louisburg   | 496            | 646              | -                  | -                | -             | -                | 496            | 150              |
| Peace   | 394            | 449              | -                  | -                | -             | -                | 394            | 55               |
| Saint Mary's                                      | 173            | 257              | -                  | -                | -             | -                | 173            | 84               |
| <b>JUNIOR COLLEGES TOTAL</b>                      | <b>1,393</b>   | <b>2,060</b>     | <b>-</b>           | <b>-</b>         | <b>-</b>      | <b>-</b>         | <b>1,393</b>   | <b>667</b>       |
| <b>PRIVATE SR. &amp; JR. TOTAL</b>                | <b>25,093</b>  | <b>48,651</b>    | <b>1,624</b>       | <b>1,442</b>     | <b>2,525</b>  | <b>5,115</b>     | <b>29,242</b>  | <b>27,590</b>    |
| <b>THEOLOGICAL SEMINARY</b>                       |                |                  |                    |                  |               |                  |                |                  |
| Southeastern Seminary                             | 20             | 52               | 139                | 279              | 4             | 20               | 163            | 331              |
| <b>BIBLE COLLEGES</b>                             |                |                  |                    |                  |               |                  |                |                  |
| East Coast  | 110            | 197              | -                  | -                | -             | -                | 110            | 87               |
| Heritage  | 41             | 44               | -                  | -                | -             | -                | 41             | 3                |
| John Wesley                                       | 3              | 63               | -                  | -                | -             | -                | 60             | 3                |
| Piedmont  | 166            | 264              | -                  | -                | -             | -                | 166            | 98               |
| Roanoke   | 51             | 115              | -                  | -                | -             | -                | 51             | 64               |
| Winston-Salem                                     | 20             | 26               | -                  | -                | -             | -                | 20             | 6                |
| <b>BIBLE COLLEGES TOTAL</b>                       | <b>448</b>     | <b>709</b>       | <b>-</b>           | <b>-</b>         | <b>-</b>      | <b>-</b>         | <b>448</b>     | <b>261</b>       |
| <b>PRIVATE TOTAL</b>                              | <b>25,561</b>  | <b>49,412</b>    | <b>1,763</b>       | <b>1,721</b>     | <b>2,529</b>  | <b>5,139</b>     | <b>29,853</b>  | <b>28,182</b>    |
| <b>GRAND TOTAL</b>                                | <b>145,072</b> | <b>39,760</b>    | <b>4,043</b>       | <b>1,963</b>     | <b>15,190</b> | <b>22,322</b>    | <b>164,305</b> | <b>48,855</b>    |

1 High school figures are not included in totals.

2 College transfer program only.

3 College transfer coursework is offered under a contract with another institution.

TABLE 6.

RESIDENT CREDIT HEADCOUNT ENROLLMENT IN NORTH CAROLINA  
COMMUNITY COLLEGES AND TECHNICAL COMMUNITY COLLEGES  
BY INSTITUTION, FALL 1992

| INSTITUTION   | COLLEGE<br>TRANSFER | GENERAL<br>EDUCATION | TECHNICAL     | VOCATIONAL    | CURRICULUM<br>TOTAL |
|---|---------------------|----------------------|---------------|---------------|---------------------|
| <b>COMMUNITY COLLEGES (with college transfer programs)</b>              |                     |                      |               |               |                     |
| Asheville-Buncombe  | 696                 | -                    | 3,060         | 254           | 4,010               |
| Beaufort Co.  | 374                 | 40                   | 686           | 187           | 1,287               |
| Blue Ridge  | 438                 | -                    | 703           | 373           | 1,514               |
| Caldwell  | 967                 | -                    | 1,537         | 350           | 2,854               |
| Cape Fear   | 531                 | 750                  | 1,586         | 329           | 3,196               |
| Carteret <sup>1</sup>   | 400                 | -                    | 995           | 220           | 1,615               |
| Catawba Valley  | 696                 | 1                    | 2,590         | 336           | 3,623               |
| Central Piedmont  | 4,604               | 2,276                | 8,460         | 1,437         | 16,777              |
| Cleveland   | 371                 | 62                   | 849           | 444           | 1,726               |
| Coastal Carolina  | 1,936               | -                    | 1,294         | 360           | 3,590               |
| C. of Albemarle   | 747                 | 23                   | 1,028         | 240           | 2,038               |
| Craven  | 864                 | 209                  | 1,043         | 310           | 2,426               |
| Davidson County   | 706                 | -                    | 1,339         | 306           | 2,351               |
| Durham  | 949                 | 26                   | 3,729         | 323           | 5,027               |
| Edgecombe   | 282                 | -                    | 1,471         | 258           | 2,011               |
| Fayetteville  | 306                 | 498                  | 5,600         | 466           | 6,870               |
| Forsyth   | 365                 | 1                    | 4,413         | 329           | 5,108               |
| Gaston  | 1,512               | -                    | 2,166         | 421           | 4,099               |
| Guilford  | 1,242               | 1,448                | 3,791         | 616           | 7,097               |
| Halifax   | 370                 | -                    | 726           | 310           | 1,406               |
| Isothermal  | 590                 | -                    | 909           | 272           | 1,771               |
| James Sprunt  | 184                 | 187                  | 468           | 190           | 1,029               |
| Lenoir  | 883                 | -                    | 1,059         | 308           | 2,250               |
| Martin  | 161                 | 21                   | 447           | 211           | 840                 |
| Mitchell  | 482                 | -                    | 909           | 135           | 1,526               |
| Montgomery <sup>1</sup>   | 12                  | 16                   | 233           | 273           | 534                 |
| Nash  | 418                 | -                    | 1,321         | 171           | 1,910               |
| Pitt  | 1,408               | -                    | 2,808         | 285           | 4,501               |
| Richmond  | 153                 | -                    | 714           | 225           | 1,092               |
| Rockingham  | 709                 | 7                    | 970           | 350           | 2,036               |
| Rowan-Cabarrus  | 529                 | -                    | 2,601         | 365           | 3,495               |
| Sandhills   | 803                 | 47                   | 1,323         | 196           | 2,369               |
| Southeastern  | 897                 | -                    | 563           | 284           | 1,744               |
| Southwestern  | 69                  | 286                  | 956           | 131           | 1,442               |
| Stanly  | 99                  | -                    | 1,149         | 202           | 1,450               |
| Surry   | 1,105               | -                    | 1,661         | 396           | 3,162               |
| Tri-County  | 366                 | -                    | 361           | 113           | 840                 |
| Vance-Granville   | 516                 | -                    | 1,556         | 607           | 2,679               |
| Wake  | 662                 | 444                  | 5,174         | 577           | 6,857               |
| Wayne   | 966                 | -                    | 1,595         | 151           | 2,712               |
| Western Piedmont  | 768                 | 22                   | 1,467         | 410           | 2,667               |
| Wilkes  | 771                 | -                    | 1,017         | 156           | 1,944               |
| <b>COMMUNITY COLLEGES TOTAL</b>   | <b>30,907</b>       | <b>6,364</b>         | <b>76,327</b> | <b>13,877</b> | <b>127,475</b>      |
| <b>TECHNICAL COMMUNITY COLLEGES (without college transfer programs)</b> |                     |                      |               |               |                     |
| Alamance  | -                   | 741                  | 2,705         | 329           | 3,775               |
| Anson   | -                   | 74                   | 509           | 211           | 794                 |
| Bladen  | -                   | 244                  | 180           | 224           | 648                 |
| Brunswick   | -                   | 256                  | 432           | 223           | 911                 |
| Central Carolina  | -                   | 455                  | 2,040         | 559           | 3,054               |
| Haywood   | -                   | 207                  | 826           | 228           | 1,261               |
| Johnston  | -                   | 576                  | 1,423         | 870           | 2,869               |
| Mayland   | -                   | 180                  | 526           | 195           | 901                 |
| McDowell  | -                   | 253                  | 447           | 188           | 888                 |
| Pamlico   | -                   | 40                   | 105           | 29            | 174                 |
| Piedmont  | -                   | 73                   | 524           | 622           | 1,219               |
| Randolph  | -                   | 304                  | 1,089         | 155           | 1,548               |
| Roanoke-Chowan  | -                   | 147                  | 571           | 157           | 875                 |
| Robeson   | -                   | 112                  | 894           | 376           | 1,382               |
| Sampson   | -                   | 411                  | 494           | 144           | 1,049               |
| Wilson  | -                   | 86                   | 947           | 249           | 1,282               |
| <b>TECHNICAL C. C. TOTAL</b>  | <b>-</b>            | <b>4,159</b>         | <b>13,712</b> | <b>4,759</b>  | <b>22,630</b>       |
| <b>GRAND TOTAL</b>  | <b>30,907</b>       | <b>10,523</b>        | <b>90,039</b> | <b>18,636</b> | <b>150,105</b>      |

<sup>1</sup> College transfer coursework is offered under a contract with another institution.



**Table 7. Percentage of Resident Credit Headcount Enrollment by Age Distribution at the University of North Carolina, Fall 1992**

| Age Distribution | Undergraduate |           |           |           |           |           |       | Graduate and First Professional |           |           |           |           |           |       | Grand Total |
|------------------|---------------|-----------|-----------|-----------|-----------|-----------|-------|---------------------------------|-----------|-----------|-----------|-----------|-----------|-------|-------------|
|                  | Men           |           | Women     |           | Total     |           |       | Men                             |           | Women     |           | Total     |           |       |             |
|                  | Full-Time     | Part-Time | Full-Time | Part-Time | Full-Time | Part-Time | Total | Full-Time                       | Part-Time | Full-Time | Part-Time | Full-Time | Part-Time | Total |             |
| Less than 18     | 0.6           | 1.0       | 1.0       | 0.9       | 0.8       | 1.0       | 0.9   | -                               | -         | -         | -         | -         | -         | -     | 0.7         |
| 18               | 16.1          | 1.3       | 19.1      | 0.9       | 17.7      | 1.1       | 15.0  | -                               | -         | -         | -         | -         | -         | -     | 12.3        |
| 19               | 16.9          | 2.8       | 18.3      | 2.4       | 17.6      | 2.6       | 15.2  | -                               | -         | -         | -         | -         | -         | -     | 12.5        |
| 20               | 16.7          | 5.7       | 18.4      | 4.4       | 17.6      | 5.0       | 15.5  | 0.1                             | -         | 0.1       | -         | 0.1       | -         | 0.1   | 12.8        |
| 21               | 18.0          | 7.9       | 19.0      | 6.8       | 18.5      | 7.3       | 16.7  | 1.1                             | 0.1       | 1.7       | 0.2       | 1.4       | 0.2       | 0.7   | 13.8        |
| 22               | 13.1          | 11.7      | 10.0      | 11.0      | 11.5      | 11.3      | 11.4  | 9.9                             | 1.8       | 12.8      | 2.2       | 11.5      | 2.1       | 6.2   | 10.5        |
| 23               | 5.9           | 10.0      | 3.6       | 7.7       | 4.7       | 8.8       | 5.3   | 13.9                            | 4.6       | 15.8      | 4.3       | 14.9      | 4.5       | 9.0   | 6.0         |
| 24               | 3.2           | 7.8       | 1.8       | 5.3       | 2.5       | 6.4       | 3.1   | 12.3                            | 6.1       | 12.5      | 5.5       | 12.4      | 5.7       | 8.6   | 4.1         |
| 25-30            | 6.5           | 26.1      | 4.5       | 22.5      | 5.4       | 24.2      | 8.5   | 41.8                            | 38.3      | 32.8      | 30.0      | 37.0      | 33.4      | 35.0  | 13.2        |
| 31-35            | 1.5           | 11.5      | 1.9       | 13.1      | 1.7       | 12.4      | 3.5   | 10.1                            | 20.9      | 9.6       | 17.0      | 9.8       | 18.6      | 14.8  | 5.5         |
| 36-40            | 0.8           | 7.3       | 1.3       | 11.1      | 1.1       | 9.3       | 2.4   | 5.6                             | 13.4      | 7.1       | 16.1      | 6.4       | 15.0      | 11.2  | 4.0         |
| 41-50            | 0.6           | 5.4       | 1.0       | 11.7      | 0.8       | 8.7       | 2.1   | 4.5                             | 12.2      | 6.7       | 20.6      | 5.7       | 17.1      | 12.1  | 3.9         |
| 51-64            | 0.1           | 1.1       | 0.1       | 1.8       | 0.1       | 1.5       | 0.3   | 0.6                             | 2.1       | 0.9       | 3.8       | 0.8       | 3.1       | 2.1   | 0.6         |
| 65 and over      | -             | 0.3       | -         | 0.4       | -         | 0.4       | 0.1   | 0.1                             | 0.5       | -         | 0.2       | -         | 0.3       | 0.2   | 0.1         |
| Unknown          | -             | 0.1       | -         | -         | -         | -         | -     | -                               | -         | -         | 0.1       | -         | -         | -     | -           |
| Total            | 100.0         | 100.0     | 100.0     | 100.0     | 100.0     | 100.0     | 100.0 | 100.0                           | 100.0     | 100.0     | 100.0     | 100.0     | 100.0     | 100.0 | 100.0       |

**Table 8. Percentage of Resident Credit Headcount Enrollment by Age Distribution at North Carolina Private Colleges and Universities\*, Fall 1992**

| Age Distribution | Undergraduate |           |           |           |           |           |       | Graduate and First Professional |           |           |           |           |           |       | Grand Total |
|------------------|---------------|-----------|-----------|-----------|-----------|-----------|-------|---------------------------------|-----------|-----------|-----------|-----------|-----------|-------|-------------|
|                  | Men           |           | Women     |           | Total     |           |       | Men                             |           | Women     |           | Total     |           |       |             |
|                  | Full-Time     | Part-Time | Full-Time | Part-Time | Full-Time | Part-Time | Total | Full-Time                       | Part-Time | Full-Time | Part-Time | Full-Time | Part-Time | Total |             |
| Less than 18     | 4.9           | 1.0       | 4.8       | 1.9       | 4.8       | 1.6       | 4.4   | -                               | 0.1       | 0.1       | 0.1       | -         | 0.1       | -     | 3.7         |
| 18               | 18.2          | 1.0       | 20.2      | 1.9       | 19.3      | 1.6       | 17.0  | -                               | -         | -         | -         | -         | -         | -     | 14.4        |
| 19               | 20.2          | 2.4       | 20.0      | 2.1       | 20.1      | 2.2       | 17.8  | -                               | -         | 0.2       | -         | 0.1       | -         | 0.1   | 15.1        |
| 20               | 17.2          | 3.0       | 16.8      | 2.2       | 17.0      | 2.5       | 15.2  | 0.8                             | -         | 1.2       | -         | 1.0       | -         | 0.7   | 12.9        |
| 21               | 14.5          | 5.8       | 14.2      | 3.6       | 14.3      | 4.3       | 13.1  | 4.7                             | 0.7       | 7.5       | 1.0       | 5.8       | 0.8       | 4.6   | 11.7        |
| 22               | 7.6           | 8.0       | 6.1       | 5.0       | 6.8       | 6.0       | 6.7   | 10.0                            | 2.0       | 12.8      | 2.8       | 11.0      | 2.5       | 9.0   | 7.0         |
| 23               | 3.4           | 6.6       | 2.5       | 4.3       | 2.9       | 5.0       | 3.2   | 12.0                            | 4.1       | 15.4      | 5.0       | 13.3      | 4.6       | 11.2  | 4.4         |
| 24               | 2.1           | 5.1       | 1.6       | 3.4       | 1.8       | 4.0       | 2.1   | 13.1                            | 4.2       | 12.8      | 4.9       | 13.0      | 4.6       | 10.9  | 3.5         |
| 25-30            | 4.5           | 20.9      | 4.4       | 19.0      | 4.4       | 19.6      | 6.3   | 38.5                            | 31.7      | 31.5      | 33.8      | 35.9      | 32.9      | 35.1  | 10.9        |
| 31-35            | 1.9           | 16.6      | 2.3       | 15.4      | 2.1       | 15.8      | 3.8   | 11.4                            | 22.9      | 8.2       | 18.7      | 10.2      | 20.5      | 12.7  | 5.2         |
| 36-40            | 1.2           | 11.0      | 1.9       | 14.6      | 1.6       | 13.4      | 3.1   | 5.5                             | 11.9      | 4.9       | 12.4      | 5.3       | 12.2      | 6.9   | 3.7         |
| 41-50            | 1.3           | 11.9      | 2.2       | 19.9      | 1.8       | 17.3      | 3.8   | 3.3                             | 13.4      | 4.5       | 16.8      | 3.7       | 15.3      | 6.6   | 4.2         |
| 51-64            | 0.2           | 3.1       | 0.3       | 3.9       | 0.3       | 3.6       | 0.7   | 0.7                             | 2.9       | 0.8       | 2.2       | 0.7       | 2.5       | 1.2   | 0.8         |
| 65 and over      | -             | 2.0       | -         | 1.4       | -         | 1.6       | 0.2   | -                               | 0.5       | -         | 0.3       | -         | 0.4       | 0.1   | 0.2         |
| Unknown          | 2.8           | 1.6       | 2.7       | 1.4       | 2.8       | 1.5       | 2.6   | -                               | 5.6       | 0.1       | 2.0       | -         | 3.6       | 0.9   | 2.3         |
| Total            | 100.0         | 100.0     | 100.0     | 100.0     | 100.0     | 100.0     | 100.0 | 100.0                           | 100.0     | 100.0     | 100.0     | 100.0     | 100.0     | 100.0 | 100.0       |

\*Includes theological seminary, Bible colleges, and private junior colleges.

**Table 9. Percentage of College Transfer Resident Credit Headcount Enrollment by Age Distribution at North Carolina Community Colleges, Fall 1992**

| Age Distribution | Undergraduate |           |           |           |           |           |       | Graduate and First Professional |           |           |           |           |           | Grand Total |       |
|------------------|---------------|-----------|-----------|-----------|-----------|-----------|-------|---------------------------------|-----------|-----------|-----------|-----------|-----------|-------------|-------|
|                  | Men           |           | Women     |           | Total     |           |       | Men                             |           | Women     |           | Total     |           |             |       |
|                  | Full-Time     | Part-Time | Full-Time | Part-Time | Full-Time | Part-Time | Total | Full-Time                       | Part-Time | Full-Time | Part-Time | Full-Time | Part-Time |             | Total |
| Less than 18     | 0.4           | 5.5       | 0.7       | 5.8       | 0.6       | 5.7       | 3.1   | -                               | -         | -         | -         | -         | -         | -           | 3.1   |
| 18               | 18.2          | 6.6       | 22.0      | 6.4       | 20.2      | 6.5       | 13.3  | -                               | -         | -         | -         | -         | -         | -           | 13.3  |
| 19               | 24.0          | 8.3       | 23.1      | 6.3       | 23.6      | 7.1       | 15.3  | -                               | -         | -         | -         | -         | -         | -           | 15.3  |
| 20               | 17.2          | 8.9       | 14.7      | 6.6       | 15.9      | 7.5       | 11.7  | -                               | -         | -         | -         | -         | -         | -           | 11.7  |
| 21               | 11.0          | 8.9       | 8.0       | 6.1       | 9.4       | 7.2       | 8.3   | -                               | -         | -         | -         | -         | -         | -           | 8.3   |
| 22               | 7.5           | 8.2       | 5.2       | 5.4       | 6.3       | 6.5       | 6.4   | -                               | -         | -         | -         | -         | -         | -           | 6.4   |
| 23               | 5.1           | 6.2       | 3.1       | 4.2       | 4.0       | 5.0       | 4.5   | -                               | -         | -         | -         | -         | -         | -           | 4.5   |
| 24               | 3.2           | 5.1       | 2.7       | 3.8       | 2.9       | 4.3       | 3.6   | -                               | -         | -         | -         | -         | -         | -           | 3.6   |
| 25-30            | 7.9           | 18.0      | 9.0       | 16.7      | 8.5       | 17.2      | 12.9  | -                               | -         | -         | -         | -         | -         | -           | 12.9  |
| 31-35            | 2.4           | 9.1       | 5.2       | 11.1      | 3.8       | 10.3      | 7.1   | -                               | -         | -         | -         | -         | -         | -           | 7.1   |
| 36-40            | 1.5           | 5.7       | 3.3       | 9.9       | 2.4       | 8.2       | 5.3   | -                               | -         | -         | -         | -         | -         | -           | 5.3   |
| 41-50            | 1.4           | 5.9       | 2.5       | 12.2      | 2.0       | 9.7       | 5.9   | -                               | -         | -         | -         | -         | -         | -           | 5.9   |
| 51-64            | 0.2           | 2.3       | 0.5       | 3.8       | 0.4       | 3.2       | 1.8   | -                               | -         | -         | -         | -         | -         | -           | 1.8   |
| 65 and over      | -             | 1.3       | -         | 1.7       | -         | 1.6       | 0.8   | -                               | -         | -         | -         | -         | -         | -           | 0.8   |
| Unknown          | -             | -         | -         | -         | -         | -         | -     | -                               | -         | -         | -         | -         | -         | -           | -     |
| Total            | 100.0         | 100.0     | 100.0     | 100.0     | 100.0     | 100.0     | 100.0 | -                               | -         | -         | -         | -         | -         | -           | 100.0 |

**Table 10. Percentage of Vocational and Technical Resident Credit Enrollment by Age Distribution at North Carolina Community Colleges and Technical Community Colleges, Fall 1992**

| Age Distribution | Undergraduate |           |           |           |           |           |       | Graduate and First Professional |           |           |           |           |           | Grand Total |       |
|------------------|---------------|-----------|-----------|-----------|-----------|-----------|-------|---------------------------------|-----------|-----------|-----------|-----------|-----------|-------------|-------|
|                  | Men           |           | Women     |           | Total     |           |       | Men                             |           | Women     |           | Total     |           |             |       |
|                  | Full-Time     | Part-Time | Full-Time | Part-Time | Full-Time | Part-Time | Total | Full-Time                       | Part-Time | Full-Time | Part-Time | Full-Time | Part-Time |             | Total |
| Less than 18     | 0.6           | 4.4       | 0.5       | 2.7       | 0.5       | 3.4       | 2.2   | -                               | -         | -         | -         | -         | -         | -           | 2.2   |
| 18               | 10.9          | 3.6       | 10.5      | 2.8       | 10.6      | 3.2       | 6.2   | -                               | -         | -         | -         | -         | -         | -           | 6.2   |
| 19               | 15.3          | 4.5       | 13.5      | 4.1       | 14.2      | 4.3       | 8.3   | -                               | -         | -         | -         | -         | -         | -           | 8.3   |
| 20               | 11.4          | 5.9       | 10.6      | 4.8       | 10.9      | 5.2       | 7.5   | -                               | -         | -         | -         | -         | -         | -           | 7.5   |
| 21               | 8.9           | 5.4       | 7.7       | 4.9       | 8.2       | 5.1       | 6.4   | -                               | -         | -         | -         | -         | -         | -           | 6.4   |
| 22               | 6.9           | 5.3       | 5.9       | 4.8       | 6.3       | 4.9       | 5.5   | -                               | -         | -         | -         | -         | -         | -           | 5.5   |
| 23               | 5.4           | 4.4       | 4.6       | 4.2       | 4.9       | 4.3       | 4.5   | -                               | -         | -         | -         | -         | -         | -           | 4.5   |
| 24               | 4.2           | 4.1       | 3.8       | 3.8       | 4.0       | 3.9       | 3.9   | -                               | -         | -         | -         | -         | -         | -           | 3.9   |
| 25-30            | 15.5          | 20.7      | 17.6      | 19.9      | 16.8      | 20.2      | 18.8  | -                               | -         | -         | -         | -         | -         | -           | 18.8  |
| 31-35            | 7.5           | 13.5      | 10.8      | 14.3      | 9.5       | 14.0      | 12.2  | -                               | -         | -         | -         | -         | -         | -           | 12.2  |
| 36-40            | 5.5           | 10.4      | 7.2       | 12.8      | 6.5       | 11.8      | 9.7   | -                               | -         | -         | -         | -         | -         | -           | 9.7   |
| 41-50            | 6.4           | 11.8      | 6.1       | 15.4      | 6.3       | 14.0      | 10.9  | -                               | -         | -         | -         | -         | -         | -           | 10.9  |
| 51-64            | 1.3           | 4.4       | 1.1       | 4.6       | 1.2       | 4.5       | 3.2   | -                               | -         | -         | -         | -         | -         | -           | 3.2   |
| 65 and over      | 0.2           | 1.6       | 0.1       | 0.9       | 0.1       | 1.2       | 0.7   | -                               | -         | -         | -         | -         | -         | -           | 0.7   |
| Unknown          | -             | -         | -         | -         | -         | -         | -     | -                               | -         | -         | -         | -         | -         | -           | -     |
| Total            | 100.0         | 100.0     | 100.0     | 100.0     | 100.0     | 100.0     | 100.0 | -                               | -         | -         | -         | -         | -         | -           | 100.0 |

Table 11.

## Average Age of Total Resident Credit Headcount Enrollment in the University of North Carolina, Fall 1992

| Institution | Undergraduate |           |           |           |           |           |       | Graduate and First Professional |           |           |           |           |           |       | Grand Total |
|-------------|---------------|-----------|-----------|-----------|-----------|-----------|-------|---------------------------------|-----------|-----------|-----------|-----------|-----------|-------|-------------|
|             | Men           |           | Women     |           | Total     |           |       | Men                             |           | Women     |           | Total     |           |       |             |
|             | Full-Time     | Part-Time | Full-Time | Part-Time | Full-Time | Part-Time | Total | Full-Time                       | Part-Time | Full-Time | Part-Time | Full-Time | Part-Time | Total |             |
| ASU         | 21            | 28        | 21        | 31        | 21        | 29        | 21    | 27                              | 32        | 27        | 35        | 27        | 34        | 30    | 22          |
| ECU         | 21            | 27        | 21        | 28        | 21        | 28        | 22    | 28                              | 33        | 28        | 34        | 28        | 33        | 31    | 23          |
| ECSU        | 21            | 33        | 23        | 34        | 22        | 34        | 23    | -                               | -         | -         | -         | -         | -         | -     | 23          |
| FSU         | 24            | 32        | 24        | 33        | 24        | 32        | 25    | 37                              | 37        | 32        | 36        | 34        | 37        | 36    | 27          |
| NCA&T       | 21            | 28        | 21        | 30        | 21        | 29        | 22    | 29                              | 34        | 29        | 35        | 29        | 35        | 33    | 23          |
| NCCU        | 22            | 27        | 21        | 30        | 22        | 29        | 23    | 31                              | 36        | 29        | 36        | 30        | 36        | 33    | 25          |
| NCSA        | 21            | 30        | 21        | 28        | 21        | 29        | 21    | 29                              | 33        | 30        | 33        | 29        | 33        | 29    | 22          |
| NCSU        | 21            | 27        | 21        | 29        | 21        | 28        | 23    | 27                              | 31        | 28        | 34        | 27        | 32        | 30    | 24          |
| PSU         | 22            | 30        | 23        | 32        | 23        | 32        | 25    | 36                              | 36        | 27        | 34        | 30        | 35        | 35    | 26          |
| UNC-A       | 23            | 30        | 22        | 33        | 22        | 32        | 26    | -                               | 50        | -         | 43        | -         | 45        | 45    | 26          |
| UNC-CH      | 20            | 26        | 20        | 30        | 20        | 28        | 21    | 27                              | 31        | 27        | 33        | 27        | 32        | 29    | 24          |
| UNC-C       | 22            | 27        | 21        | 28        | 22        | 28        | 23    | 28                              | 31        | 29        | 34        | 28        | 33        | 32    | 24          |
| UNC-G       | 21            | 26        | 21        | 29        | 21        | 28        | 22    | 30                              | 34        | 30        | 35        | 30        | 35        | 33    | 25          |
| UNC-W       | 21            | 26        | 21        | 29        | 21        | 28        | 22    | 30                              | 31        | 30        | 35        | 30        | 33        | 33    | 23          |
| WCU         | 21            | 31        | 22        | 34        | 21        | 33        | 23    | 28                              | 36        | 30        | 37        | 29        | 37        | 34    | 24          |
| WSSU        | 23            | 29        | 23        | 32        | 23        | 31        | 25    | -                               | -         | -         | -         | -         | -         | -     | 25          |
| Total       | 21            | 27        | 21        | 30        | 21        | 29        | 22    | 28                              | 32        | 28        | 34        | 28        | 33        | 31    | 24          |

Table 12.

## Average Age of College Transfer Resident Credit Headcount Enrollment in North Carolina Community Colleges, Fall 1992

| Institution           | Undergraduate |           |           |           |           |           |       | Graduate and First Professional |           |           |           |           |           |       | Grand Total |
|-----------------------|---------------|-----------|-----------|-----------|-----------|-----------|-------|---------------------------------|-----------|-----------|-----------|-----------|-----------|-------|-------------|
|                       | Men           |           | Women     |           | Total     |           |       | Men                             |           | Women     |           | Total     |           |       |             |
|                       | Full-Time     | Part-Time | Full-Time | Part-Time | Full-Time | Part-Time | Total | Full-Time                       | Part-Time | Full-Time | Part-Time | Full-Time | Part-Time | Total |             |
| Asheville-Buncombe    | 22            | 23        | 22        | 27        | 22        | 26        | 23    | -                               | -         | -         | -         | -         | -         | -     | 23          |
| Beaufort County       | 21            | 21        | 22        | 23        | 22        | 22        | 22    | -                               | -         | -         | -         | -         | -         | -     | 22          |
| Blue Ridge            | 21            | 29        | 22        | 32        | 22        | 31        | 27    | -                               | -         | -         | -         | -         | -         | -     | 27          |
| Caldwell              | 21            | 26        | 22        | 32        | 22        | 30        | 27    | -                               | -         | -         | -         | -         | -         | -     | 27          |
| Cape Fear             | 21            | 21        | 21        | 24        | 21        | 23        | 22    | -                               | -         | -         | -         | -         | -         | -     | 22          |
| Carteret*             | 23            | 27        | 23        | 32        | 23        | 30        | 26    | -                               | -         | -         | -         | -         | -         | -     | 26          |
| Catawba Valley        | 21            | 25        | 23        | 27        | 22        | 26        | 23    | -                               | -         | -         | -         | -         | -         | -     | 23          |
| Central Piedmont      | 22            | 27        | 22        | 30        | 22        | 29        | 26    | -                               | -         | -         | -         | -         | -         | -     | 26          |
| Cleveland             | 21            | 30        | 25        | 33        | 23        | 32        | 29    | -                               | -         | -         | -         | -         | -         | -     | 29          |
| Coastal Carolina      | 25            | 27        | 24        | 29        | 24        | 28        | 26    | -                               | -         | -         | -         | -         | -         | -     | 26          |
| Col. of the Albemarle | 22            | 31        | 23        | 33        | 23        | 32        | 27    | -                               | -         | -         | -         | -         | -         | -     | 27          |
| Craven                | 21            | 27        | 23        | 29        | 22        | 28        | 25    | -                               | -         | -         | -         | -         | -         | -     | 25          |
| Davidson County       | 21            | 26        | 21        | 27        | 21        | 26        | 23    | -                               | -         | -         | -         | -         | -         | -     | 23          |
| Durham                | 23            | 26        | 24        | 29        | 23        | 28        | 26    | -                               | -         | -         | -         | -         | -         | -     | 26          |
| Edgecombe             | 20            | 19        | 23        | 22        | 22        | 21        | 21    | -                               | -         | -         | -         | -         | -         | -     | 21          |
| Fayetteville          | 25            | 26        | 24        | 28        | 24        | 27        | 25    | -                               | -         | -         | -         | -         | -         | -     | 25          |
| Forsyth               | 21            | 26        | 22        | 26        | 22        | 26        | 23    | -                               | -         | -         | -         | -         | -         | -     | 23          |
| Gaston                | 22            | 27        | 22        | 30        | 22        | 29        | 25    | -                               | -         | -         | -         | -         | -         | -     | 25          |
| Guilford              | 22            | 24        | 21        | 26        | 22        | 25        | 24    | -                               | -         | -         | -         | -         | -         | -     | 24          |
| Halifax               | 21            | 24        | 23        | 27        | 23        | 26        | 24    | -                               | -         | -         | -         | -         | -         | -     | 24          |
| Isothermal            | 21            | 31        | 21        | 33        | 21        | 32        | 27    | -                               | -         | -         | -         | -         | -         | -     | 27          |
| James Sprunt          | 21            | 29        | 26        | 39        | 24        | 36        | 32    | -                               | -         | -         | -         | -         | -         | -     | 32          |
| Lenoir                | 21            | 28        | 23        | 31        | 22        | 30        | 25    | -                               | -         | -         | -         | -         | -         | -     | 25          |
| Martin                | 22            | 30        | 22        | 35        | 22        | 33        | 27    | -                               | -         | -         | -         | -         | -         | -     | 27          |
| Mitchell              | 21            | 28        | 23        | 31        | 22        | 30        | 25    | -                               | -         | -         | -         | -         | -         | -     | 25          |
| Montgomery*           | -             | 20        | 24        | 24        | 24        | 22        | 23    | -                               | -         | -         | -         | -         | -         | -     | 23          |
| Nash                  | 21            | 29        | 23        | 30        | 22        | 30        | 25    | -                               | -         | -         | -         | -         | -         | -     | 25          |
| Pitt                  | 21            | 22        | 21        | 23        | 21        | 23        | 22    | -                               | -         | -         | -         | -         | -         | -     | 22          |
| Richmond              | 21            | 28        | 22        | 28        | 22        | 28        | 24    | -                               | -         | -         | -         | -         | -         | -     | 24          |
| Rockingham            | 21            | 26        | 22        | 34        | 21        | 32        | 26    | -                               | -         | -         | -         | -         | -         | -     | 26          |
| Rowan-Cabarrus        | 21            | 29        | 24        | 31        | 22        | 30        | 26    | -                               | -         | -         | -         | -         | -         | -     | 26          |
| Sandhills             | 21            | 34        | 22        | 37        | 22        | 36        | 27    | -                               | -         | -         | -         | -         | -         | -     | 27          |
| Southeastern          | 21            | 31        | 23        | 33        | 22        | 33        | 26    | -                               | -         | -         | -         | -         | -         | -     | 26          |
| Southwestern          | 19            | 23        | 21        | 25        | 20        | 24        | 21    | -                               | -         | -         | -         | -         | -         | -     | 21          |
| Stanly                | 19            | 24        | 21        | 27        | 20        | 26        | 21    | -                               | -         | -         | -         | -         | -         | -     | 21          |
| Surry                 | 20            | 30        | 20        | 37        | 20        | 35        | 29    | -                               | -         | -         | -         | -         | -         | -     | 29          |
| Tri-County            | 21            | 28        | 23        | 30        | 22        | 29        | 27    | -                               | -         | -         | -         | -         | -         | -     | 27          |
| Vance-Granville       | 22            | 31        | 22        | 29        | 22        | 30        | 26    | -                               | -         | -         | -         | -         | -         | -     | 26          |
| Wake                  | 21            | 24        | 22        | 26        | 21        | 25        | 23    | -                               | -         | -         | -         | -         | -         | -     | 23          |
| Wayne                 | 21            | 28        | 24        | 31        | 23        | 30        | 26    | -                               | -         | -         | -         | -         | -         | -     | 26          |
| Western Piedmont      | 21            | 28        | 21        | 32        | 21        | 30        | 26    | -                               | -         | -         | -         | -         | -         | -     | 26          |
| Wilkes                | 21            | 24        | 21        | 26        | 21        | 25        | 23    | -                               | -         | -         | -         | -         | -         | -     | 23          |
| Total                 | 22            | 27        | 22        | 30        | 22        | 29        | 25    | -                               | -         | -         | -         | -         | -         | -     | 25          |

\*College transfer coursework is offered under a contract with another institution.

Table 13.

## Average Age of Total Resident Credit Headcount Enrollment (Excluding College Transfer) in North Carolina Community Colleges, Fall 1992

| Institution           | Undergraduate |           |           |           |           |           |       | Graduate and First Professional |           |           |           |           |           | Grand Total |       |
|-----------------------|---------------|-----------|-----------|-----------|-----------|-----------|-------|---------------------------------|-----------|-----------|-----------|-----------|-----------|-------------|-------|
|                       | Men           |           | Women     |           | Total     |           |       | Men                             |           | Women     |           | Total     |           |             |       |
|                       | Full-Time     | Part-Time | Full-Time | Part-Time | Full-Time | Part-Time | Total | Full-Time                       | Part-Time | Full-Time | Part-Time | Full-Time | Part-Time |             | Total |
| Asheville-Buncombe    | 25            | 29        | 26        | 31        | 25        | 30        | 28    | -                               | -         | -         | -         | -         | -         | -           | 28    |
| Beaufort County       | 25            | 33        | 27        | 31        | 26        | 32        | 29    | -                               | -         | -         | -         | -         | -         | -           | 29    |
| Blue Ridge            | 27            | 32        | 28        | 33        | 27        | 32        | 30    | -                               | -         | -         | -         | -         | -         | -           | 30    |
| Caldwell              | 28            | 30        | 27        | 30        | 27        | 30        | 29    | -                               | -         | -         | -         | -         | -         | -           | 29    |
| Cape Fear             | 24            | 29        | 25        | 31        | 25        | 30        | 28    | -                               | -         | -         | -         | -         | -         | -           | 28    |
| Carteret*             | 30            | 30        | 27        | 30        | 28        | 30        | 29    | -                               | -         | -         | -         | -         | -         | -           | 29    |
| Catawba Valley        | 24            | 31        | 26        | 31        | 25        | 31        | 29    | -                               | -         | -         | -         | -         | -         | -           | 29    |
| Central Piedmont      | 26            | 34        | 26        | 34        | 26        | 34        | 32    | -                               | -         | -         | -         | -         | -         | -           | 32    |
| Cleveland             | 27            | 32        | 26        | 33        | 26        | 32        | 31    | -                               | -         | -         | -         | -         | -         | -           | 31    |
| Coastal Carolina      | 28            | 29        | 27        | 29        | 27        | 29        | 28    | -                               | -         | -         | -         | -         | -         | -           | 28    |
| Col. of the Albemarle | 26            | 36        | 26        | 35        | 26        | 35        | 31    | -                               | -         | -         | -         | -         | -         | -           | 31    |
| Craven                | 28            | 33        | 27        | 31        | 27        | 32        | 30    | -                               | -         | -         | -         | -         | -         | -           | 30    |
| Davidson County       | 24            | 28        | 26        | 29        | 25        | 29        | 27    | -                               | -         | -         | -         | -         | -         | -           | 27    |
| Durham                | 27            | 32        | 27        | 32        | 27        | 32        | 31    | -                               | -         | -         | -         | -         | -         | -           | 31    |
| Edgecombe             | 27            | 29        | 26        | 30        | 27        | 30        | 28    | -                               | -         | -         | -         | -         | -         | -           | 28    |
| Fayetteville          | 30            | 30        | 26        | 30        | 28        | 30        | 29    | -                               | -         | -         | -         | -         | -         | -           | 29    |
| Forsyth               | 25            | 30        | 26        | 32        | 25        | 31        | 29    | -                               | -         | -         | -         | -         | -         | -           | 29    |
| Gaston                | 24            | 31        | 26        | 31        | 25        | 31        | 28    | -                               | -         | -         | -         | -         | -         | -           | 28    |
| Guilford              | 24            | 29        | 25        | 30        | 25        | 29        | 28    | -                               | -         | -         | -         | -         | -         | -           | 28    |
| Halifax               | 27            | 31        | 28        | 32        | 27        | 32        | 29    | -                               | -         | -         | -         | -         | -         | -           | 29    |
| Isothermal            | 25            | 29        | 25        | 32        | 25        | 31        | 29    | -                               | -         | -         | -         | -         | -         | -           | 29    |
| James Sprunt          | 26            | 29        | 27        | 33        | 26        | 32        | 28    | -                               | -         | -         | -         | -         | -         | -           | 28    |
| Lenoir                | 26            | 30        | 28        | 33        | 27        | 32        | 29    | -                               | -         | -         | -         | -         | -         | -           | 29    |
| Martin                | 26            | 31        | 25        | 32        | 25        | 32        | 28    | -                               | -         | -         | -         | -         | -         | -           | 28    |
| Mitchell              | 24            | 31        | 25        | 31        | 25        | 31        | 28    | -                               | -         | -         | -         | -         | -         | -           | 28    |
| Montgomery*           | 29            | 31        | 30        | 32        | 29        | 32        | 31    | -                               | -         | -         | -         | -         | -         | -           | 31    |
| Nash                  | 24            | 28        | 26        | 30        | 25        | 30        | 28    | -                               | -         | -         | -         | -         | -         | -           | 28    |
| Pitt                  | 25            | 31        | 25        | 32        | 25        | 32        | 28    | -                               | -         | -         | -         | -         | -         | -           | 28    |
| Richmond              | 25            | 31        | 27        | 31        | 26        | 31        | 28    | -                               | -         | -         | -         | -         | -         | -           | 28    |
| Rockingham            | 24            | 30        | 26        | 31        | 26        | 31        | 28    | -                               | -         | -         | -         | -         | -         | -           | 28    |
| Rowan-Cabarrus        | 24            | 32        | 27        | 33        | 26        | 33        | 31    | -                               | -         | -         | -         | -         | -         | -           | 31    |
| Sandhills             | 25            | 31        | 26        | 31        | 26        | 31        | 28    | -                               | -         | -         | -         | -         | -         | -           | 28    |
| Southeastern          | 25            | 30        | 26        | 33        | 26        | 31        | 27    | -                               | -         | -         | -         | -         | -         | -           | 27    |
| Southwestern          | 25            | 26        | 26        | 30        | 26        | 29        | 27    | -                               | -         | -         | -         | -         | -         | -           | 27    |
| Stanly                | 24            | 32        | 25        | 34        | 25        | 33        | 30    | -                               | -         | -         | -         | -         | -         | -           | 30    |
| Surry                 | 24            | 31        | 24        | 32        | 24        | 32        | 28    | -                               | -         | -         | -         | -         | -         | -           | 28    |
| Tri-County            | 26            | 32        | 28        | 35        | 27        | 34        | 31    | -                               | -         | -         | -         | -         | -         | -           | 31    |
| Vance-Granville       | 26            | 28        | 27        | 31        | 26        | 30        | 28    | -                               | -         | -         | -         | -         | -         | -           | 28    |
| Wake                  | 24            | 32        | 26        | 32        | 25        | 32        | 30    | -                               | -         | -         | -         | -         | -         | -           | 30    |
| Wayne                 | 25            | 30        | 27        | 32        | 26        | 31        | 28    | -                               | -         | -         | -         | -         | -         | -           | 28    |
| Western Piedmont      | 25            | 31        | 26        | 32        | 26        | 32        | 30    | -                               | -         | -         | -         | -         | -         | -           | 30    |
| Wilkes                | 22            | 28        | 24        | 33        | 23        | 32        | 28    | -                               | -         | -         | -         | -         | -         | -           | 28    |
| Total                 | 25            | 31        | 26        | 32        | 26        | 31        | 29    | -                               | -         | -         | -         | -         | -         | -           | 29    |

\*College transfer coursework is offered under a contract with another institution.

Table 14.

## Average Age of Total Resident Credit Headcount Enrollment in North Carolina Technical Community Colleges, Fall 1992

| Institution      | Undergraduate |           |           |           |           |           |       | Graduate and First Professional |           |           |           |           |           | Grand Total |       |
|------------------|---------------|-----------|-----------|-----------|-----------|-----------|-------|---------------------------------|-----------|-----------|-----------|-----------|-----------|-------------|-------|
|                  | Men           |           | Women     |           | Total     |           |       | Men                             |           | Women     |           | Total     |           |             |       |
|                  | Full-Time     | Part-Time | Full-Time | Part-Time | Full-Time | Part-Time | Total | Full-Time                       | Part-Time | Full-Time | Part-Time | Full-Time | Part-Time |             | Total |
| Alamance         | 24            | 31        | 25        | 33        | 24        | 32        | 29    | -                               | -         | -         | -         | -         | -         | -           | 29    |
| Anson            | 31            | 34        | 28        | 35        | 29        | 35        | 33    | -                               | -         | -         | -         | -         | -         | -           | 33    |
| Bladen           | 24            | 29        | 25        | 30        | 25        | 29        | 27    | -                               | -         | -         | -         | -         | -         | -           | 27    |
| Brunswick        | 27            | 38        | 27        | 34        | 27        | 36        | 32    | -                               | -         | -         | -         | -         | -         | -           | 32    |
| Central Carolina | 26            | 32        | 25        | 33        | 26        | 32        | 29    | -                               | -         | -         | -         | -         | -         | -           | 29    |
| Haywood          | 24            | 34        | 27        | 36        | 25        | 35        | 30    | -                               | -         | -         | -         | -         | -         | -           | 30    |
| Johnston         | 27            | 25        | 25        | 27        | 26        | 26        | 26    | -                               | -         | -         | -         | -         | -         | -           | 26    |
| Mayland          | 27            | 27        | 27        | 30        | 27        | 29        | 28    | -                               | -         | -         | -         | -         | -         | -           | 28    |
| McDowell         | 27            | 34        | 28        | 34        | 28        | 34        | 32    | -                               | -         | -         | -         | -         | -         | -           | 32    |
| Pamlico          | 25            | 28        | 27        | 33        | 26        | 32        | 28    | -                               | -         | -         | -         | -         | -         | -           | 28    |
| Piedmont         | 26            | 25        | 27        | 29        | 26        | 27        | 27    | -                               | -         | -         | -         | -         | -         | -           | 27    |
| Randolph         | 23            | 27        | 24        | 30        | 23        | 29        | 26    | -                               | -         | -         | -         | -         | -         | -           | 26    |
| Roanoke-Chowan   | 24            | 29        | 27        | 32        | 26        | 31        | 28    | -                               | -         | -         | -         | -         | -         | -           | 28    |
| Robeson          | 26            | 30        | 24        | 30        | 25        | 30        | 27    | -                               | -         | -         | -         | -         | -         | -           | 27    |
| Sampson          | 24            | 31        | 25        | 32        | 25        | 31        | 28    | -                               | -         | -         | -         | -         | -         | -           | 28    |
| Wilson           | 24            | 30        | 26        | 32        | 25        | 31        | 28    | -                               | -         | -         | -         | -         | -         | -           | 28    |
| Total            | 25            | 30        | 26        | 32        | 26        | 31        | 29    | -                               | -         | -         | -         | -         | -         | -           | 29    |

Table 15.

**Average Age of Total Resident Credit Headcount Enrollment In North Carolina  
Private Senior Colleges and Universities, Fall 1992**

| Institution       | Undergraduate |           |           |           |           |           |       | Graduate and First Professional |           |           |           |           |           |       | Grand Total |
|-------------------|---------------|-----------|-----------|-----------|-----------|-----------|-------|---------------------------------|-----------|-----------|-----------|-----------|-----------|-------|-------------|
|                   | Men           |           | Women     |           | Total     |           |       | Men                             |           | Women     |           | Total     |           |       |             |
|                   | Full-Time     | Part-Time | Full-Time | Part-Time | Full-Time | Part-Time | Total | Full-Time                       | Part-Time | Full-Time | Part-Time | Full-Time | Part-Time | Total |             |
| Barber-Scotia     | -             | -         | -         | -         | -         | -         | -     | -                               | -         | -         | -         | -         | -         | -     | -           |
| Barton            | 21            | 35        | 22        | 36        | 21        | 35        | 26    | -                               | -         | -         | -         | -         | -         | -     | 26          |
| Belmont Abbey     | 23            | 32        | 24        | 37        | 23        | 35        | 26    | -                               | -         | -         | -         | -         | -         | -     | 26          |
| Bennett           | -             | -         | 26        | 24        | 20        | 24        | 20    | -                               | -         | -         | -         | -         | -         | -     | 20          |
| Campbell          | 21            | 27        | 21        | 29        | 21        | 28        | 22    | 26                              | 34        | 26        | 32        | 26        | 33        | 29    | 24          |
| Catawba           | 20            | 29        | 20        | 35        | 20        | 33        | 21    | -                               | -         | -         | 41        | -         | 41        | 41    | 21          |
| Chowan            | 21            | 33        | 21        | 46        | 21        | 37        | 21    | -                               | -         | -         | -         | -         | -         | -     | 21          |
| Davidson          | 20            | 21        | 19        | 58        | 20        | 40        | 20    | -                               | -         | -         | -         | -         | -         | -     | 20          |
| Duke              | 19            | 27        | 19        | 33        | 19        | 30        | 19    | 27                              | 33        | 27        | 33        | 27        | 33        | 27    | 23          |
| Elon              | 20            | 27        | 20        | 31        | 20        | 29        | 20    | 30                              | 31        | 28        | 32        | 29        | 32        | 32    | 21          |
| Gardner-Webb      | 23            | 31        | 25        | 34        | 24        | 33        | 26    | 28                              | 32        | 34        | 33        | 31        | 33        | 33    | 26          |
| Greensboro        | 21            | 34        | 22        | 35        | 22        | 35        | 26    | -                               | -         | -         | -         | -         | -         | -     | 26          |
| Guilford          | 21            | 32        | 22        | 36        | 21        | 34        | 24    | -                               | -         | -         | -         | -         | -         | -     | 24          |
| High Point        | 24            | 30        | 25        | 34        | 24        | 32        | 26    | -                               | -         | -         | -         | -         | -         | -     | 26          |
| Johnson C. Smith  | 21            | 26        | 21        | 30        | 21        | 28        | 21    | -                               | -         | -         | -         | -         | -         | -     | 21          |
| Lees-McRae        | 20            | 25        | 20        | 36        | 20        | 29        | 20    | -                               | -         | -         | -         | -         | -         | -     | 20          |
| Lenoir-Rhyne      | 22            | 30        | 22        | 32        | 22        | 31        | 23    | -                               | 38        | 24        | 33        | 24        | 33        | 32    | 24          |
| Livingstone       | 21            | 27        | 21        | 31        | 21        | 29        | 21    | 36                              | 40        | 38        | 46        | 36        | 42        | 39    | 22          |
| Mars Hill         | 21            | 33        | 22        | 35        | 21        | 34        | 23    | -                               | -         | -         | -         | -         | -         | -     | 23          |
| Meredith          | -             | 25        | 21        | 32        | 21        | 31        | 23    | -                               | -         | 36        | 32        | 36        | 32        | 32    | 24          |
| Methodist         | 23            | 29        | 25        | 29        | 24        | 29        | 25    | -                               | -         | -         | -         | -         | -         | -     | 25          |
| Montreat-Anderson | 21            | 27        | 21        | 28        | 21        | 28        | 21    | -                               | -         | -         | -         | -         | -         | -     | 21          |
| Mount Olive       | 24            | 31        | 24        | 32        | 24        | 31        | 26    | -                               | -         | -         | -         | -         | -         | -     | 26          |
| N.C. Wesleyan     | 20            | 30        | 21        | 33        | 21        | 32        | 24    | -                               | -         | -         | -         | -         | -         | -     | 24          |
| Pfeiffer          | 21            | 31        | 21        | 33        | 21        | 32        | 23    | 36                              | 34        | 40        | 33        | 38        | 33        | 34    | 24          |
| Queens            | 21            | 32        | 21        | 32        | 21        | 32        | 27    | 35                              | 32        | 34        | 32        | 35        | 32        | 33    | 28          |
| St. Andrews       | 20            | 38        | 20        | 31        | 20        | 35        | 21    | -                               | -         | -         | -         | -         | -         | -     | 21          |
| St. Augustine's   | 21            | 34        | 20        | 32        | 21        | 33        | 21    | -                               | -         | -         | -         | -         | -         | -     | 21          |
| Salem             | 30            | 36        | 25        | 38        | 25        | 37        | 29    | 27                              | 29        | 28        | 35        | 28        | 34        | 33    | 29          |
| Shaw              | 27            | 33        | 28        | 37        | 27        | 36        | 28    | -                               | -         | -         | -         | -         | -         | -     | 28          |
| Wake Forest       | 20            | 22        | 20        | 24        | 20        | 23        | 20    | 27                              | 32        | 26        | 33        | 27        | 32        | 28    | 23          |
| Warren Wilson     | 21            | 58        | 21        | 31        | 21        | 39        | 21    | 37                              | -         | 39        | -         | 38        | -         | 38    | 24          |
| Wingate           | 20            | 29        | 21        | 38        | 21        | 36        | 22    | 38                              | 36        | 42        | 36        | 40        | 36        | 36    | 23          |
| Southeastern      | 39            | 36        | 33        | 38        | 39        | 36        | 38    | 32                              | 37        | 34        | 33        | 33        | 36        | 33    | 34          |
| East Coast        | 23            | 58        | 22        | 61        | 23        | 60        | 37    | -                               | -         | -         | -         | -         | -         | -     | 37          |
| Heritage          | 31            | 40        | 28        | 35        | 30        | 38        | 33    | -                               | -         | -         | -         | -         | -         | -     | 33          |
| John Wesley       | 29            | 35        | 28        | 34        | 28        | 35        | 31    | -                               | -         | -         | -         | -         | -         | -     | 31          |
| Piedmont          | 25            | 30        | 23        | 26        | 24        | 28        | 25    | -                               | -         | -         | -         | -         | -         | -     | 25          |
| Roanoke           | 23            | 26        | 20        | 29        | 22        | 28        | 23    | -                               | -         | -         | -         | -         | -         | -     | 23          |
| Winston-Salem     | 36            | 42        | 36        | 34        | 36        | 39        | 38    | -                               | -         | -         | -         | -         | -         | -     | 38          |
| Total             | 21            | 31        | 21        | 34        | 21        | 33        | 23    | 27                              | 33        | 27        | 33        | 27        | 33        | 29    | 24          |

Table 16.

**Average Age of Total Resident Credit Headcount Enrollment In  
North Carolina Private Junior Colleges, Fall 1992**

| Institution  | Undergraduate |           |           |           |           |           |       | Graduate and First Professional |           |           |           |           |           |       | Grand Total |
|--------------|---------------|-----------|-----------|-----------|-----------|-----------|-------|---------------------------------|-----------|-----------|-----------|-----------|-----------|-------|-------------|
|              | Men           |           | Women     |           | Total     |           |       | Men                             |           | Women     |           | Total     |           |       |             |
|              | Full-Time     | Part-Time | Full-Time | Part-Time | Full-Time | Part-Time | Total | Full-Time                       | Part-Time | Full-Time | Part-Time | Full-Time | Part-Time | Total |             |
| Brevard      | 19            | 29        | 19        | 35        | 19        | 33        | 19    | -                               | -         | -         | -         | -         | -         | -     | 19          |
| Louisburg    | 19            | 37        | 19        | 34        | 19        | 34        | 21    | -                               | -         | -         | -         | -         | -         | -     | 21          |
| Peace        | -             | -         | 18        | 29        | 18        | 29        | 19    | -                               | -         | -         | -         | -         | -         | -     | 19          |
| Saint Mary's | -             | -         | 19        | 18        | 19        | 18        | 18    | -                               | -         | -         | -         | -         | -         | -     | 18          |
| Total        | 19            | 36        | 19        | 26        | 19        | 27        | 20    | -                               | -         | -         | -         | -         | -         | -     | 20          |

TABLE 17. HOME COUNTY OF IN-STATE UNDERGRADUATE RESIDENT CREDIT HEADCOUNT  
ENROLLMENT IN NORTH CAROLINA COLLEGES AND UNIVERSITIES  
BY TYPE OF INSTITUTION, FALL 1992

| COUNTY     | PUBLIC INSTITUTIONS |                                 |       | PRIVATE INSTITUTIONS |                 |       | GRAND TOTAL |
|------------|---------------------|---------------------------------|-------|----------------------|-----------------|-------|-------------|
|            | UNC <sup>1</sup>    | Community Colleges <sup>2</sup> | Total | Senior Colleges      | Junior Colleges | Total |             |
| ALAMANCE   | 1,616               | 40                              | 1,656 | 607                  | 18              | 625   | 2,281       |
| ALEXANDER  | 241                 | 125                             | 366   | 104                  | 2               | 106   | 472         |
| ALLEGHANY  | 104                 | 75                              | 179   | 19                   | 1               | 20    | 199         |
| ANSON      | 252                 | 17                              | 269   | 71                   | 1               | 72    | 341         |
| ASHE       | 306                 | 187                             | 493   | 38                   | -               | 38    | 531         |
| AVERY      | 186                 | 15                              | 201   | 91                   | 1               | 92    | 293         |
| BEAUFORT   | 744                 | 310                             | 1,054 | 80                   | 11              | 91    | 1,145       |
| BERTIE     | 315                 | 36                              | 351   | 90                   | 1               | 91    | 442         |
| BLADEN     | 507                 | 69                              | 576   | 59                   | 3               | 62    | 638         |
| BRUNSWICK  | 576                 | 96                              | 672   | 98                   | 8               | 106   | 778         |
| BUNCOMBE   | 3,074               | 621                             | 3,695 | 615                  | 24              | 639   | 4,334       |
| BURKE      | 782                 | 663                             | 1,445 | 246                  | 8               | 254   | 1,699       |
| CABARRUS   | 1,595               | 422                             | 2,017 | 325                  | 13              | 338   | 2,355       |
| CALDWELL   | 671                 | 542                             | 1,213 | 174                  | 4               | 178   | 1,391       |
| CAMDEN     | 125                 | 56                              | 181   | 11                   | 1               | 12    | 193         |
| CARTERET   | 691                 | 345                             | 1,036 | 118                  | 16              | 134   | 1,170       |
| CASWELL    | 229                 | 33                              | 262   | 35                   | 3               | 38    | 300         |
| CATAWBA    | 1,574               | 659                             | 2,233 | 603                  | 18              | 621   | 2,854       |
| CHATHAM    | 536                 | 38                              | 574   | 91                   | 9               | 100   | 674         |
| CHEROKEE   | 280                 | 236                             | 516   | 36                   | 3               | 39    | 555         |
| CHOWAN     | 220                 | 52                              | 272   | 32                   | -               | 32    | 304         |
| CLAY       | 105                 | 79                              | 184   | 8                    | -               | 8     | 192         |
| CLEVELAND  | 998                 | 511                             | 1,509 | 376                  | 11              | 387   | 1,896       |
| COLUMBUS   | 691                 | 718                             | 1,409 | 108                  | 4               | 112   | 1,521       |
| CRAVEN     | 1,089               | 625                             | 1,714 | 164                  | 12              | 176   | 1,890       |
| CUMBERLAND | 4,935               | 284                             | 5,219 | 1,267                | 42              | 1,309 | 6,528       |
| CURRITUCK  | 169                 | 72                              | 241   | 23                   | -               | 23    | 264         |
| DARE       | 354                 | 221                             | 575   | 34                   | 5               | 39    | 614         |
| DAVIDSON   | 1,401               | 615                             | 2,016 | 536                  | 8               | 544   | 2,560       |
| DAVIE      | 386                 | 101                             | 487   | 156                  | 11              | 167   | 654         |
| DUPLIN     | 571                 | 255                             | 826   | 125                  | 10              | 135   | 961         |
| DURHAM     | 3,818               | 584                             | 4,402 | 729                  | 50              | 779   | 5,181       |
| EDGECOMBE  | 759                 | 296                             | 1,055 | 307                  | 8               | 315   | 1,370       |
| FORSYTH    | 5,147               | 479                             | 5,626 | 1,975                | 39              | 2,014 | 7,640       |
| FRANKLIN   | 588                 | 72                              | 660   | 163                  | 76              | 239   | 699         |
| GASTON     | 1,871               | 1,148                           | 3,019 | 823                  | 19              | 842   | 3,861       |
| GATES      | 159                 | 23                              | 182   | 39                   | -               | 39    | 221         |
| GRAHAM     | 92                  | 37                              | 129   | 13                   | -               | 13    | 142         |
| GRANVILLE  | 412                 | 270                             | 682   | 114                  | 18              | 132   | 814         |
| GREENE     | 187                 | 107                             | 294   | 55                   | 2               | 57    | 351         |
| GUILFORD   | 7,933               | 1,078                           | 9,011 | 2,138                | 57              | 2,195 | 11,206      |
| HALIFAX    | 819                 | 327                             | 1,146 | 203                  | 6               | 209   | 1,355       |
| HARNETT    | 624                 | 50                              | 674   | 518                  | 11              | 529   | 1,203       |
| HAYWOOD    | 735                 | 30                              | 765   | 61                   | 6               | 67    | 832         |
| HENDERSON  | 982                 | 380                             | 1,362 | 141                  | 26              | 167   | 1,529       |
| HERTFORD   | 353                 | 18                              | 371   | 146                  | 7               | 153   | 524         |
| HOKE       | 296                 | 82                              | 378   | 52                   | -               | 52    | 430         |
| HYDE       | 56                  | 26                              | 82    | 14                   | -               | 14    | 96          |
| IREDELL    | 1,172               | 538                             | 1,710 | 329                  | 12              | 341   | 2,051       |
| JACKSON    | 742                 | 48                              | 790   | 24                   | 3               | 27    | 817         |
| JOHNSTON   | 1,021               | 58                              | 1,079 | 326                  | 12              | 338   | 1,417       |
| JONES      | 98                  | 70                              | 168   | 23                   | -               | 23    | 191         |
| LEE        | 514                 | 73                              | 587   | 130                  | 5               | 135   | 722         |
| LENOIR     | 884                 | 659                             | 1,543 | 182                  | 11              | 193   | 1,736       |
| LINCOLN    | 580                 | 382                             | 962   | 168                  | 7               | 175   | 1,137       |

TABLE 17. HOME COUNTY OF IN-STATE UNDERGRADUATE RESIDENT CREDIT HEADCOUNT  
(CONT.) ENROLLMENT IN NORTH CAROLINA COLLEGES AND UNIVERSITIES  
BY TYPE OF INSTITUTION, FALL 1992

| COUNTY       | PUBLIC INSTITUTIONS |                                 |         | PRIVATE INSTITUTIONS |                 |        | GRAND TOTAL |
|--------------|---------------------|---------------------------------|---------|----------------------|-----------------|--------|-------------|
|              | UNC <sup>1</sup>    | Community Colleges <sup>2</sup> | Total   | Senior Colleges      | Junior Colleges | Total  |             |
| MACON        | 396                 | 23                              | 419     | 29                   | 15              | 44     | 463         |
| MADISON      | 133                 | 22                              | 155     | 160                  | -               | 160    | 315         |
| MARTIN       | 382                 | 143                             | 525     | 52                   | 5               | 57     | 582         |
| MCDOWELL     | 427                 | 105                             | 532     | 108                  | 4               | 112    | 644         |
| MECKLENBURG  | 9,995               | 3,954                           | 13,949  | 2,251                | 71              | 2,322  | 16,271      |
| MITCHELL     | 181                 | 4                               | 185     | 65                   | -               | 65     | 250         |
| MONTGOMERY   | 264                 | 65                              | 329     | 80                   | 5               | 85     | 414         |
| MOORE        | 665                 | 414                             | 1,079   | 153                  | 13              | 166    | 1,245       |
| NASH         | 1,036               | 374                             | 1,410   | 492                  | 32              | 524    | 1,934       |
| NEW HANOVER  | 3,243               | 394                             | 3,637   | 353                  | 50              | 403    | 4,040       |
| NORTHAMPTON  | 317                 | 63                              | 380     | 102                  | 1               | 103    | 483         |
| ONslow       | 1,286               | 1,411                           | 2,697   | 161                  | 9               | 170    | 2,867       |
| ORANGE       | 2,182               | 169                             | 2,351   | 277                  | 20              | 297    | 2,648       |
| PAMLICO      | 164                 | 42                              | 206     | 26                   | 1               | 27     | 233         |
| PASQUOTANK   | 664                 | 266                             | 930     | 68                   | 1               | 69     | 999         |
| PENDER       | 391                 | 50                              | 441     | 73                   | 1               | 74     | 515         |
| PERQUIMANS   | 177                 | 62                              | 239     | 22                   | 3               | 25     | 264         |
| PERSON       | 379                 | 15                              | 394     | 87                   | 11              | 98     | 492         |
| PITT         | 2,441               | 614                             | 3,055   | 202                  | 29              | 231    | 3,286       |
| POLK         | 148                 | 81                              | 229     | 35                   | 1               | 36     | 265         |
| RANDOLPH     | 1,120               | 104                             | 1,224   | 379                  | 12              | 391    | 1,615       |
| RICHMOND     | 510                 | 203                             | 713     | 127                  | 6               | 133    | 846         |
| ROBESON      | 1,932               | 66                              | 1,998   | 160                  | 15              | 175    | 2,173       |
| ROCKINGHAM   | 935                 | 627                             | 1,562   | 236                  | 2               | 238    | 1,800       |
| ROWAN        | 1,269               | 366                             | 1,635   | 473                  | 11              | 484    | 2,119       |
| RUTHERFORD   | 510                 | 482                             | 992     | 203                  | 2               | 205    | 1,197       |
| SAMPSON      | 606                 | 31                              | 637     | 191                  | 5               | 196    | 833         |
| SCOTLAND     | 533                 | 88                              | 621     | 131                  | 4               | 135    | 756         |
| STANLY       | 552                 | 96                              | 648     | 284                  | 5               | 289    | 937         |
| STOKES       | 360                 | 121                             | 481     | 169                  | -               | 169    | 650         |
| SURRY        | 664                 | 692                             | 1,356   | 196                  | 1               | 197    | 1,553       |
| SWAIN        | 170                 | 10                              | 180     | 27                   | 4               | 31     | 211         |
| TRANSYLVANIA | 378                 | 79                              | 457     | 49                   | 85              | 134    | 591         |
| TYRRELL      | 70                  | 4                               | 74      | 13                   | -               | 13     | 87          |
| UNION        | 1,086               | 216                             | 1,302   | 460                  | 5               | 465    | 1,767       |
| VANCE        | 438                 | 146                             | 584     | 100                  | 21              | 121    | 705         |
| WAKE         | 12,995              | 880                             | 13,875  | 2,473                | 369             | 2,842  | 16,717      |
| WARREN       | 178                 | 60                              | 238     | 52                   | 7               | 59     | 297         |
| WASHINGTON   | 269                 | 120                             | 389     | 46                   | 1               | 47     | 436         |
| WATAUGA      | 859                 | 285                             | 1,144   | 69                   | 3               | 72     | 1,216       |
| WAYNE        | 1,392               | 870                             | 2,262   | 673                  | 22              | 695    | 2,957       |
| WILKES       | 689                 | 516                             | 1,205   | 159                  | 1               | 160    | 1,365       |
| WILSON       | 827                 | 71                              | 898     | 585                  | 29              | 614    | 1,512       |
| YADKIN       | 293                 | 222                             | 515     | 81                   | 2               | 83     | 598         |
| YANCEY       | 131                 | 14                              | 145     | 149                  | 2               | 151    | 296         |
| Unknown      | -                   | -                               | -       | 177                  | -               | 177    | 177         |
| TOTAL        | 108,602             | 29,593                          | 138,195 | 27,471               | 1,509           | 28,980 | 167,175     |

<sup>1</sup> Excludes students in military centers.

<sup>2</sup> College transfer program only.

Note: When county is unknown, all in-state residents are placed in county of location of campus.

TABLE 18. HOME STATE OF OUT-OF-STATE UNDERGRADUATE RESIDENT CREDIT HEADCOUNT  
ENROLLMENT IN NORTH CAROLINA COLLEGES AND UNIVERSITIES  
BY TYPE OF INSTITUTION, FALL 1992

| STATE             | PUBLIC INSTITUTIONS |                                 |        | PRIVATE INSTITUTIONS |                 |        | GRAND TOTAL |
|-------------------|---------------------|---------------------------------|--------|----------------------|-----------------|--------|-------------|
|                   | UNC <sup>1</sup>    | Community Colleges <sup>2</sup> | Total  | Senior Colleges      | Junior Colleges | Total  |             |
| Alabama           | 89                  | 25                              | 114    | 221                  | 8               | 229    | 343         |
| Alaska            | 16                  | 8                               | 24     | 21                   | -               | 21     | 45          |
| Arizona           | 19                  | 15                              | 34     | 44                   | 1               | 45     | 79          |
| Arkansas          | 18                  | 8                               | 26     | 45                   | -               | 45     | 71          |
| California        | 170                 | 70                              | 240    | 445                  | 6               | 451    | 691         |
| Colorado          | 45                  | 10                              | 55     | 107                  | -               | 107    | 162         |
| Connecticut       | 360                 | 12                              | 372    | 519                  | 6               | 525    | 897         |
| Delaware          | 168                 | 2                               | 170    | 245                  | 2               | 247    | 417         |
| Dist. of Columbia | 202                 | 1                               | 203    | 327                  | 2               | 329    | 532         |
| Florida           | 1,097               | 144                             | 1,241  | 2,131                | 104             | 2,235  | 3,476       |
| Georgia           | 886                 | 69                              | 955    | 1,506                | 46              | 1,552  | 2,507       |
| Hawaii            | 5                   | 5                               | 10     | 19                   | 1               | 20     | 30          |
| Idaho             | 5                   | 4                               | 9      | 15                   | 1               | 16     | 25          |
| Illinois          | 185                 | 47                              | 232    | 440                  | 2               | 442    | 674         |
| Indiana           | 82                  | 17                              | 99     | 146                  | 3               | 149    | 248         |
| Iowa              | 17                  | 6                               | 23     | 37                   | 1               | 38     | 61          |
| Kansas            | 23                  | 11                              | 34     | 54                   | -               | 54     | 88          |
| Kentucky          | 84                  | 17                              | 101    | 208                  | 5               | 213    | 314         |
| Louisiana         | 65                  | 28                              | 93     | 140                  | 13              | 153    | 246         |
| Maine             | 43                  | 3                               | 46     | 83                   | 1               | 84     | 130         |
| Maryland          | 1,323               | 39                              | 1,362  | 1,792                | 17              | 1,809  | 3,171       |
| Massachusetts     | 255                 | 21                              | 276    | 418                  | 5               | 423    | 699         |
| Michigan          | 157                 | 48                              | 205    | 238                  | 1               | 239    | 444         |
| Minnesota         | 48                  | 11                              | 59     | 68                   | 2               | 70     | 129         |
| Mississippi       | 28                  | 11                              | 39     | 77                   | -               | 77     | 116         |
| Missouri          | 76                  | 15                              | 91     | 150                  | 3               | 153    | 244         |
| Montana           | 7                   | 1                               | 8      | 14                   | -               | 14     | 22          |
| Nebraska          | 9                   | 9                               | 18     | 30                   | -               | 30     | 48          |
| Nevada            | 10                  | 1                               | 11     | 8                    | -               | 8      | 19          |
| New Hampshire     | 61                  | 6                               | 67     | 67                   | -               | 67     | 134         |
| New Jersey        | 1,412               | 36                              | 1,448  | 1,897                | 11              | 1,908  | 3,356       |
| New Mexico        | 18                  | 7                               | 25     | 20                   | -               | 20     | 45          |
| New York          | 1,225               | 83                              | 1,308  | 1,755                | 17              | 1,772  | 3,080       |
| North Dakota      | 2                   | 1                               | 3      | 5                    | -               | 5      | 8           |
| Ohio              | 305                 | 50                              | 355    | 656                  | 8               | 664    | 1,019       |
| Oklahoma          | 33                  | 8                               | 41     | 50                   | 1               | 51     | 92          |
| Oregon            | 15                  | 7                               | 22     | 38                   | 1               | 39     | 61          |
| Pennsylvania      | 700                 | 50                              | 750    | 1,080                | 10              | 1,090  | 1,840       |
| Rhode Island      | 56                  | 1                               | 57     | 59                   | -               | 59     | 116         |
| South Carolina    | 977                 | 47                              | 1,024  | 1,957                | 95              | 2,052  | 3,076       |
| South Dakota      | 7                   | 1                               | 8      | 7                    | -               | 7      | 15          |
| Tennessee         | 288                 | 35                              | 323    | 487                  | 12              | 499    | 820         |
| Texas             | 166                 | 82                              | 248    | 460                  | 6               | 466    | 714         |
| Utah              | 13                  | 3                               | 16     | 11                   | -               | 11     | 27          |
| Vermont           | 44                  | 1                               | 45     | 52                   | 2               | 54     | 99          |
| Virginia          | 2,783               | 112                             | 2,895  | 3,498                | 203             | 3,701  | 6,596       |
| Washington        | 34                  | 13                              | 47     | 58                   | 2               | 60     | 107         |
| West Virginia     | 126                 | 15                              | 141    | 292                  | 2               | 294    | 435         |
| Wisconsin         | 41                  | 13                              | 54     | 89                   | -               | 89     | 143         |
| Wyoming           | 4                   | -                               | 4      | 6                    | -               | 6      | 10          |
| Territories       | 36                  | 4                               | 40     | 82                   | 5               | 87     | 127         |
| Foreign Countries | 1,115               | 83                              | 1,198  | 1,292                | 70              | 1,362  | 2,560       |
| Unknown           | 492                 | -                               | 492    | 57                   | -               | 57     | 549         |
| TOTAL             | 15,445              | 1,314                           | 16,759 | 23,523               | 675             | 24,198 | 40,957      |

<sup>1</sup> Excludes students in military centers.

<sup>2</sup> College transfer program only.



Table 19. Home County of In-State Undergraduate Resident Credit Headcount Enrollment in the University of North Carolina by Institution, Fall 1992

| State      | ASU | ECU | ECSU | FSU   | NCA&T | NCCU | NCSA | NCSU | PSU | UNC-A | UNC-CH | UNC-C | UNC-G | UNC-W | WCU | WSSU  | Total |
|------------|-----|-----|------|-------|-------|------|------|------|-----|-------|--------|-------|-------|-------|-----|-------|-------|
| Alamance   | 127 | 165 | 8    | 6     | 202   | 34   | 2    | 274  | 19  | 4     | 270    | 64    | 319   | 72    | 38  | 12    | 1,616 |
| Alexander  | 52  | 13  | -    | 1     | 1     | 3    | -    | 38   | -   | 6     | 30     | 48    | 6     | 3     | 32  | 8     | 241   |
| Alleghany  | 43  | -   | -    | -     | -     | 1    | -    | 17   | -   | 2     | 13     | 8     | 3     | 4     | 12  | 1     | 104   |
| Anson      | 21  | 18  | -    | 7     | 16    | 8    | -    | 38   | 21  | 1     | 37     | 52    | 6     | 4     | 3   | 20    | 252   |
| Ashe       | 173 | 4   | -    | -     | -     | 1    | -    | 40   | -   | 10    | 40     | 12    | 5     | 7     | 14  | -     | 306   |
| Avery      | 116 | -   | -    | -     | 2     | -    | -    | 16   | -   | 9     | 19     | 5     | 3     | 1     | 15  | -     | 186   |
| Beaufort   | 15  | 407 | 42   | 2     | 20    | 20   | 1    | 85   | -   | 1     | 90     | 11    | 7     | 30    | 6   | 7     | 744   |
| Bertie     | 5   | 89  | 91   | 10    | 28    | 29   | 1    | 12   | -   | -     | 21     | 3     | 10    | 10    | -   | 6     | 315   |
| Bladen     | 7   | 46  | 6    | 72    | 32    | 26   | -    | 54   | 125 | -     | 30     | 15    | 6     | 74    | 1   | 13    | 507   |
| Brunswick  | 21  | 69  | 5    | 11    | 32    | 33   | -    | 71   | 9   | 3     | 46     | 36    | 13    | 205   | 8   | 14    | 576   |
| Buncombe   | 214 | 50  | 5    | 2     | 34    | 13   | 3    | 265  | 1   | 1,493 | 265    | 109   | 120   | 49    | 437 | 14    | 3,074 |
| Burke      | 255 | 50  | 1    | -     | 4     | 3    | -    | 138  | 1   | 32    | 104    | 90    | 38    | 10    | 53  | 13    | 782   |
| Cabarrus   | 141 | 100 | 7    | 2     | 39    | 19   | 2    | 189  | 3   | 3     | 151    | 795   | 31    | 33    | 56  | 24    | 1,595 |
| Caldwell   | 304 | 29  | -    | 3     | 8     | 2    | -    | 74   | 2   | 22    | 72     | 41    | 29    | 19    | 57  | 9     | 671   |
| Camden     | -   | 36  | 60   | -     | 1     | -    | -    | 12   | -   | -     | 6      | -     | 2     | 6     | 1   | 1     | 125   |
| Carteret   | 17  | 255 | -    | 13    | 18    | 4    | -    | 129  | 4   | 1     | 86     | 8     | 21    | 117   | 15  | 3     | 691   |
| Caswell    | 6   | 22  | 6    | -     | 38    | 14   | -    | 44   | 7   | 2     | 29     | 10    | 35    | 5     | 2   | 15    | 229   |
| Catawba    | 338 | 92  | 1    | 1     | 22    | 15   | 3    | 263  | 7   | 31    | 223    | 261   | 95    | 44    | 161 | 17    | 1,574 |
| Chatham    | 26  | 45  | -    | 5     | 37    | 25   | -    | 128  | 6   | 5     | 126    | 32    | 66    | 20    | 10  | 5     | 536   |
| Cherokee   | 28  | 6   | -    | 2     | -     | -    | -    | 37   | -   | 29    | 28     | 1     | 3     | 2     | 144 | -     | 280   |
| Chowan     | 2   | 43  | 100  | 1     | 17    | 6    | -    | 21   | -   | -     | 18     | 4     | 3     | 4     | -   | 1     | 220   |
| Clay       | 6   | 1   | -    | -     | -     | -    | -    | 6    | -   | 11    | 8      | 3     | 1     | 1     | 68  | -     | 105   |
| Cleveland  | 138 | 48  | 1    | 5     | 24    | 23   | 4    | 152  | 2   | 12    | 136    | 257   | 41    | 26    | 97  | 22    | 998   |
| Columbus   | 24  | 86  | 6    | 19    | 59    | 31   | 1    | 89   | 158 | 1     | 61     | 14    | 6     | 118   | 5   | 13    | 691   |
| Craven     | 33  | 469 | 12   | 18    | 64    | 40   | -    | 165  | 6   | 5     | 119    | 25    | 31    | 81    | 8   | 13    | 1,089 |
| Cumberland | 168 | 494 | 13   | 1,782 | 214   | 194  | 10   | 568  | 421 | 12    | 383    | 168   | 163   | 228   | 45  | 72    | 1,935 |
| Currituck  | 2   | 46  | 75   | 4     | 1     | 4    | -    | 18   | 1   | -     | 7      | -     | 3     | 8     | -   | -     | 169   |
| Dare       | 8   | 130 | 54   | -     | 1     | -    | -    | 65   | 4   | 1     | 40     | 11    | 9     | 30    | 1   | -     | 354   |
| Davidson   | 197 | 74  | 4    | 2     | 53    | 8    | -    | 209  | 1   | 9     | 171    | 246   | 216   | 93    | 51  | 67    | 1,401 |
| Davie      | 76  | 16  | -    | 1     | 7     | 4    | 1    | 47   | 10  | 5     | 48     | 74    | 36    | 10    | 30  | 21    | 386   |
| Duplin     | 7   | 112 | 9    | 36    | 56    | 43   | 1    | 75   | 8   | 2     | 51     | 10    | 10    | 134   | 4   | 13    | 571   |
| Durham     | 190 | 268 | 20   | 22    | 269   | 923  | 3    | 732  | 10  | 21    | 671    | 143   | 245   | 170   | 62  | 69    | 3,818 |
| Edgecombe  | 22  | 240 | 18   | 34    | 94    | 73   | -    | 98   | 2   | 2     | 87     | 7     | 26    | 23    | 8   | 25    | 759   |
| Forsyth    | 483 | 282 | 6    | 26    | 313   | 97   | 67   | 542  | 12  | 55    | 635    | 563   | 758   | 117   | 182 | 1,009 | 5,147 |
| Franklin   | 17  | 63  | 10   | 1     | 27    | 33   | -    | 120  | 7   | 2     | 49     | 17    | 14    | 13    | 7   | 15    | 388   |
| Gaston     | 284 | 79  | 1    | 15    | 48    | 17   | 2    | 266  | 7   | 16    | 253    | 577   | 64    | 56    | 168 | 18    | 1,871 |
| Gates      | -   | 40  | 56   | 1     | 5     | 4    | -    | 26   | -   | -     | 12     | 3     | 5     | 4     | 2   | 1     | 159   |
| Graham     | 3   | 1   | -    | -     | 1     | 1    | -    | 4    | 4   | 9     | 12     | 1     | 1     | -     | 55  | -     | 92    |
| Granville  | 14  | 52  | 1    | 5     | 44    | 57   | 3    | 102  | -   | 2     | 66     | 8     | 24    | 19    | 5   | 10    | 412   |
| Greene     | 2   | 105 | 1    | 1     | 10    | 5    | -    | 37   | -   | -     | 12     | 3     | -     | 9     | 1   | 1     | 187   |
| Guilford   | 540 | 392 | 5    | 19    | 1,503 | 120  | 16   | 866  | 17  | 37    | 787    | 323   | 2,906 | 164   | 141 | 97    | 7,933 |
| Halifax    | 33  | 158 | 113  | 20    | 159   | 47   | 1    | 133  | 6   | 2     | 61     | 10    | 32    | 22    | 2   | 20    | 819   |
| Harnett    | 29  | 103 | -    | 75    | 38    | 26   | 1    | 146  | 10  | 3     | 100    | 12    | 20    | 48    | 9   | 4     | 624   |
| Haywood    | 48  | 13  | -    | -     | 1     | 1    | 2    | 94   | -   | 98    | 42     | 19    | 12    | 2     | 403 | -     | 735   |
| Henderson  | 117 | 27  | -    | -     | 1     | 5    | 1    | 101  | 1   | 299   | 93     | 71    | 45    | 21    | 196 | 4     | 982   |
| Hertford   | 2   | 94  | 111  | 7     | 31    | 22   | -    | 32   | 1   | -     | 23     | 6     | 3     | 10    | 1   | 10    | 353   |
| Hoke       | 7   | 19  | 7    | 64    | 21    | 15   | -    | 33   | 67  | 1     | 26     | 15    | 12    | 4     | -   | 5     | 296   |
| Hyde       | -   | 29  | 6    | -     | -     | -    | -    | 9    | -   | -     | 2      | 4     | 3     | 2     | -   | 1     | 56    |
| Iredell    | 200 | 65  | 2    | 4     | 24    | 11   | 3    | 152  | 8   | 16    | 133    | 380   | 57    | 33    | 60  | 24    | 1,172 |
| Jackson    | 25  | 11  | 1    | 1     | -     | 1    | 1    | 28   | 1   | 12    | 28     | 13    | 4     | 2     | 614 | -     | 742   |
| Johnston   | 51  | 235 | 5    | 19    | 27    | 39   | -    | 369  | 12  | 1     | 119    | 21    | 32    | 70    | 14  | 7     | 1,021 |

Table 19. Home County of In-State Undergraduate Resident Credit Headcount Enrollment in the University of North Carolina by Institution, Fall 1992

| State        | ASU   | ECU    | ECSU  | FSU   | NCA&T | NCCU  | NCSA | NCSU   | PSU   | UNC-A | UNC-CH | UNC-C  | UNC-G | UNC-W | WCU   | WSSU  | Total   |
|--------------|-------|--------|-------|-------|-------|-------|------|--------|-------|-------|--------|--------|-------|-------|-------|-------|---------|
| Jones        | 2     | 35     | 2     | 2     | 12    | 9     | -    | 12     | 1     | -     | 12     | 4      | 1     | 3     | -     | 3     | 98      |
| Lee          | 5     | 87     | 1     | 21    | 17    | 23    | -    | 128    | 3     | 1     | 81     | 17     | 31    | 44    | 7     | 3     | 514     |
| Lenoir       | 25    | 376    | 8     | 22    | 70    | 55    | 1    | 119    | 2     | 1     | 87     | 34     | 22    | 40    | 2     | 20    | 884     |
| Lincoln      | 96    | 15     | -     | -     | 7     | -     | 2    | 88     | 3     | 5     | 83     | 182    | 14    | 16    | 66    | 3     | 580     |
| Macon        | 21    | 9      | -     | -     | 5     | -     | -    | 19     | -     | 33    | 43     | 3      | 10    | -     | 252   | 1     | 396     |
| Madison      | 11    | 5      | -     | -     | -     | -     | -    | 12     | -     | 55    | 17     | 2      | 1     | 2     | 28    | -     | 133     |
| Martin       | 3     | 175    | 65    | 15    | -     | 39    | -    | 45     | 1     | -     | 15     | 5      | 5     | 9     | 2     | 3     | 382     |
| McDowell     | 101   | 6      | -     | -     | 43    | 4     | 1    | 39     | 2     | 71    | 47     | 17     | 9     | 13    | 70    | 4     | 427     |
| Mecklenburg  | 1,023 | 421    | 14    | 64    | 294   | 252   | 24   | 1,219  | 14    | 51    | 1,214  | 4,371  | 343   | 181   | 375   | 165   | 9,995   |
| Mitchell     | 52    | 3      | -     | 1     | -     | 2     | 1    | 27     | -     | 16    | 41     | 6      | 6     | 2     | 24    | -     | 181     |
| Montgomery   | 28    | 11     | -     | 9     | 9     | 5     | -    | 58     | 4     | 4     | 33     | 40     | 30    | 19    | 13    | 1     | 264     |
| Moore        | 67    | 59     | -     | 26    | 20    | 18    | 1    | 124    | 44    | 7     | 119    | 44     | 58    | 51    | 17    | 10    | 665     |
| Nash         | 46    | 350    | 11    | 10    | 57    | 42    | -    | 223    | 5     | 1     | 179    | 20     | 23    | 57    | 6     | 6     | 1,036   |
| New Hanover  | 59    | 240    | 7     | 25    | 75    | 49    | 14   | 376    | 22    | 16    | 257    | 84     | 69    | 1,920 | 19    | 11    | 3,243   |
| Northampton  | -     | 55     | 74    | 4     | 56    | 42    | -    | 38     | 1     | -     | 23     | 2      | 5     | 1     | 2     | 14    | 317     |
| Onslow       | 33    | 309    | 16    | 24    | 48    | 29    | 1    | 183    | 18    | 5     | 129    | 36     | 35    | 411   | 16    | 13    | 1,286   |
| Orange       | 166   | 104    | 2     | 19    | 68    | 110   | 3    | 352    | 4     | 26    | 1,007  | 43     | 172   | 66    | 22    | 18    | 2,182   |
| Pamlico      | 4     | 55     | 10    | -     | 5     | 6     | -    | 22     | -     | 1     | 16     | 3      | 4     | 36    | 1     | 1     | 164     |
| Pasquotank   | 3     | 97     | 398   | -     | 24    | 19    | 2    | 42     | -     | 2     | 35     | 14     | 12    | 12    | 2     | 2     | 664     |
| Pender       | 5     | 35     | 3     | 11    | 20    | 25    | -    | 50     | 2     | 1     | 32     | 12     | 10    | 181   | 2     | 2     | 391     |
| Perquimans   | -     | 29     | 94    | 2     | 7     | 3     | -    | 21     | 1     | -     | 14     | 2      | 2     | 1     | -     | 1     | 177     |
| Person       | 19    | 63     | 3     | -     | 34    | 35    | -    | 75     | 1     | 3     | 59     | 10     | 48    | 18    | 4     | 7     | 379     |
| Pitt         | 50    | 1,698  | 21    | 12    | 101   | 67    | 2    | 191    | 2     | 3     | 179    | 25     | 31    | 44    | 3     | 12    | 2,441   |
| Polk         | 15    | 3      | 1     | 1     | 7     | 7     | 1    | 27     | -     | 23    | 19     | 16     | 8     | 1     | 24    | -     | 148     |
| Randolph     | 131   | 92     | 3     | -     | 60    | 6     | 2    | 152    | 4     | 6     | 134    | 103    | 317   | 47    | 47    | 16    | 1,126   |
| Richmond     | 49    | 34     | 3     | 19    | 30    | 27    | -    | 80     | 100   | 3     | 60     | 45     | 23    | 20    | 12    | 5     | 510     |
| Robeson      | 31    | 111    | 6     | 73    | 82    | 73    | 1    | 154    | 1,131 | 2     | 124    | 41     | 27    | 36    | 17    | 23    | 1,932   |
| Rockingham   | 102   | 44     | -     | 6     | 113   | 15    | 2    | 121    | 3     | 10    | 139    | 92     | 192   | 33    | 23    | 40    | 935     |
| Rowan        | 164   | 83     | 3     | 6     | 34    | 20    | 3    | 183    | 4     | 10    | 194    | 332    | 72    | 50    | 72    | 39    | 1,269   |
| Rutherford   | 86    | 16     | -     | -     | 5     | 6     | -    | 89     | 3     | 39    | 68     | 94     | 29    | 6     | 63    | 6     | 510     |
| Sampson      | 10    | 88     | -     | 80    | 40    | 37    | 1    | 136    | 11    | 1     | 64     | 13     | 17    | 102   | 1     | 5     | 606     |
| Scotland     | 25    | 31     | 9     | 19    | 51    | 24    | -    | 51     | 174   | 1     | 34     | 46     | 21    | 17    | 12    | 18    | 533     |
| Stanly       | 39    | 29     | -     | 5     | 11    | 10    | 1    | 95     | 2     | 1     | 60     | 211    | 33    | 15    | 29    | 11    | 552     |
| Stokes       | 79    | 16     | -     | 1     | 11    | 1     | 1    | 52     | 2     | 6     | 45     | 37     | 67    | 7     | 17    | 18    | 360     |
| Surry        | 175   | 23     | 1     | 1     | 11    | 10    | 1    | 89     | 2     | 2     | 76     | 88     | 66    | 21    | 34    | 64    | 664     |
| Swain        | 11    | 3      | -     | -     | -     | 1     | -    | 4      | 2     | 13    | 5      | -      | 3     | -     | 128   | -     | 170     |
| Transylvania | 37    | 8      | -     | -     | -     | 2     | 2    | 57     | 1     | 77    | 30     | 55     | 15    | 4     | 89    | 1     | 378     |
| Tyrrell      | -     | 21     | 21    | -     | 9     | 5     | -    | 8      | -     | -     | 4      | 1      | -     | 1     | -     | -     | 70      |
| Union        | 128   | 89     | 1     | 2     | 18    | 19    | 2    | 167    | 5     | 10    | 121    | 384    | 36    | 30    | 63    | 11    | 1,086   |
| Vance        | 21    | 72     | 5     | 7     | 41    | 49    | -    | 91     | 1     | 1     | 64     | 11     | 30    | 23    | 4     | 18    | 438     |
| Wake         | 791   | 1,314  | 9     | 24    | 210   | 317   | 15   | 7,172  | 55    | 56    | 1,365  | 307    | 522   | 603   | 167   | 68    | 12,995  |
| Warren       | 3     | 33     | 4     | 6     | 23    | 38    | -    | 26     | 3     | -     | 19     | 3      | 9     | 5     | 1     | 5     | 178     |
| Washington   | 4     | 73     | 67    | 1     | 12    | 15    | -    | 47     | -     | -     | 24     | 7      | 2     | 10    | 2     | 5     | 269     |
| Watauga      | 65    | 11     | -     | -     | -     | 1     | 1    | 37     | -     | 8     | 56     | 18     | 16    | 7     | 10    | -     | 859     |
| Wayne        | 43    | 478    | 27    | 36    | 133   | 63    | 1    | 278    | 8     | 2     | 147    | 25     | 35    | 93    | 5     | 18    | 1,392   |
| Wilkes       | 351   | 20     | 3     | -     | 3     | 5     | 2    | 64     | 4     | 10    | 55     | 75     | 27    | 5     | 49    | 16    | 689     |
| Wilson       | 38    | 247    | 15    | 25    | 59    | 58    | 1    | 174    | 2     | 1     | 118    | 12     | 13    | 42    | 6     | 16    | 827     |
| Yadkin       | 77    | 17     | -     | -     | 3     | 3     | -    | 38     | 1     | 3     | 28     | 50     | 28    | 5     | 21    | 22    | 293     |
| Yancey       | 20    | 3      | -     | 1     | -     | -     | -    | 8      | -     | 59    | 15     | 4      | 2     | -     | 19    | -     | 131     |
| Unknown      | -     | -      | -     | -     | -     | -     | -    | -      | -     | -     | -      | -      | -     | -     | -     | -     | -       |
| Total        | 9,625 | 12,487 | 1,776 | 2,899 | 5,584 | 3,798 | 218  | 20,072 | 2,616 | 2,994 | 12,729 | 11,625 | 8,151 | 6,547 | 5,152 | 2,449 | 108,602 |

Table 20. Home State of Out-of-State Undergraduate Resident Credit Headcount Enrollment in the University of North Carolina by Institution, Fall 1992

| State                | ASU   | ECU   | ECSU | FSU | NCA&T | NCCU | NCSA | NCSU  | PSU | UNC-A | UNC-CH | UNC-C | UNC-G | UNC-W | WCU | WSSU | Total  |
|----------------------|-------|-------|------|-----|-------|------|------|-------|-----|-------|--------|-------|-------|-------|-----|------|--------|
| Alabama              | 17    | 1     | 2    | 4   | 2     | -    | 1    | 20    | -   | 5     | 31     | 2     | 1     | -     | 1   | 2    | 89     |
| Alaska               | 1     | 1     | -    | 1   | 2     | -    | 2    | 3     | -   | 1     | 2      | 2     | -     | 1     | 1   | -    | 16     |
| Arizona              | 1     | -     | -    | 1   | 1     | -    | 2    | 4     | -   | -     | 9      | 1     | -     | -     | -   | -    | 19     |
| Arkansas             | -     | 1     | 1    | -   | 1     | -    | 1    | 7     | -   | -     | 5      | 1     | 1     | -     | -   | -    | 18     |
| California           | 7     | 8     | 1    | 6   | 9     | 5    | 22   | 7     | -   | 3     | 53     | 11    | 15    | 5     | 4   | -    | 170    |
| Colorado             | 2     | 1     | -    | -   | 6     | -    | 1    | 10    | -   | -     | 14     | 5     | 3     | 2     | -   | 1    | 45     |
| Connecticut          | 9     | 35    | 4    | 4   | 14    | 18   | 5    | 48    | 5   | 13    | 63     | 50    | 47    | 33    | 5   | 7    | 360    |
| Delaware             | 4     | 53    | 1    | 5   | 10    | 14   | 2    | 28    | -   | 2     | 25     | 2     | 10    | 11    | 1   | -    | 168    |
| District of Columbia | 1     | 4     | 11   | 3   | 63    | 46   | -    | 25    | -   | 1     | 15     | 9     | 9     | 2     | -   | 17   | 202    |
| Florida              | 244   | 88    | 20   | 19  | 21    | 12   | 18   | 123   | 14  | 34    | 175    | 85    | 52    | 38    | 149 | 5    | 1,097  |
| Georgia              | 162   | 34    | 11   | 18  | 88    | 16   | 6    | 97    | 2   | 36    | 218    | 34    | 31    | 12    | 116 | 5    | 886    |
| Hawaii               | -     | -     | -    | -   | -     | -    | -    | -     | -   | -     | 2      | 1     | 1     | 1     | -   | -    | 5      |
| Idaho                | -     | -     | -    | 1   | -     | -    | -    | 1     | -   | -     | 2      | -     | -     | 1     | -   | -    | 5      |
| Illinois             | 3     | 10    | 3    | 4   | 26    | 7    | 2    | 29    | 1   | 2     | 47     | 23    | 8     | 18    | 1   | 1    | 185    |
| Indiana              | 4     | 7     | -    | -   | 8     | 2    | 3    | 16    | 2   | 4     | 16     | 4     | 5     | 8     | 2   | 1    | 82     |
| Iowa                 | 2     | 4     | -    | -   | -     | -    | 1    | -     | 1   | 1     | 8      | 3     | -     | 1     | -   | -    | 17     |
| Kansas               | 1     | 4     | -    | -   | 1     | -    | -    | 5     | -   | 1     | 6      | 3     | 1     | -     | 1   | -    | 23     |
| Kentucky             | 7     | 2     | -    | -   | 3     | 1    | 1    | 25    | -   | 3     | 23     | 5     | 1     | 11    | 2   | -    | 84     |
| Louisiana            | 3     | 1     | 1    | 2   | 2     | -    | 3    | 13    | -   | 2     | 20     | 5     | 6     | 3     | 4   | -    | 65     |
| Maine                | -     | -     | -    | -   | -     | -    | -    | 7     | -   | 1     | 9      | 9     | 6     | 4     | -   | -    | 43     |
| Maryland             | 31    | 296   | 23   | 10  | 180   | 97   | 10   | 215   | 8   | 8     | 181    | 62    | 72    | 104   | 6   | 20   | 1,323  |
| Massachusetts        | 5     | 26    | -    | 2   | 6     | 6    | 6    | 32    | 2   | 5     | 60     | 44    | 27    | 26    | 4   | 4    | 255    |
| Michigan             | 6     | 10    | 3    | 4   | 40    | 10   | 7    | 12    | 1   | 2     | 22     | 20    | 5     | 7     | 2   | 6    | 157    |
| Minnesota            | -     | 4     | 1    | 1   | 7     | -    | 5    | 5     | -   | 3     | 13     | 2     | 1     | 5     | 1   | -    | 48     |
| Mississippi          | 1     | 2     | 1    | 1   | 3     | -    | -    | 7     | -   | 1     | 7      | 4     | -     | 4     | 1   | -    | 28     |
| Missouri             | 1     | 4     | 1    | -   | 10    | 2    | 3    | 10    | -   | 3     | 30     | 5     | 2     | 4     | 1   | -    | 76     |
| Montana              | 3     | -     | -    | -   | -     | -    | 1    | 1     | -   | -     | -      | -     | 1     | 1     | -   | -    | 7      |
| Nebraska             | 1     | -     | -    | -   | -     | -    | -    | 1     | 1   | -     | 4      | -     | -     | 1     | -   | -    | 9      |
| Nevada               | -     | -     | -    | 4   | -     | 1    | -    | -     | -   | 1     | -      | 1     | 1     | 2     | -   | -    | 10     |
| New Hampshire        | 3     | 10    | -    | 1   | -     | -    | 1    | 10    | -   | 1     | 13     | 8     | 6     | 7     | 1   | -    | 61     |
| New Jersey           | 29    | 243   | 17   | 8   | 72    | 68   | 9    | 228   | 5   | 10    | 169    | 183   | 151   | 173   | 14  | 33   | 1,412  |
| New Mexico           | -     | 2     | 1    | 1   | -     | -    | 1    | 6     | -   | -     | 7      | -     | 1     | -     | -   | -    | 18     |
| New York             | 26    | 119   | 22   | 21  | 107   | 118  | 16   | 186   | 6   | 15    | 201    | 172   | 93    | 87    | 16  | 20   | 1,225  |
| North Dakota         | 1     | -     | -    | -   | -     | -    | -    | -     | -   | -     | -      | -     | -     | -     | -   | 1    | 2      |
| Ohio                 | 10    | 17    | 7    | 6   | 22    | 21   | 5    | 45    | 1   | 8     | 63     | 35    | 24    | 36    | 1   | 4    | 305    |
| Oklahoma             | 4     | -     | -    | -   | -     | -    | 2    | 7     | -   | -     | 10     | 2     | 2     | -     | 1   | 5    | 33     |
| Oregon               | 1     | 1     | -    | 1   | -     | -    | 1    | 3     | -   | -     | 7      | -     | 1     | -     | -   | -    | 15     |
| Pennsylvania         | 13    | 117   | 5    | 7   | 38    | 29   | 13   | 164   | 2   | 3     | 130    | 80    | 44    | 50    | 4   | 1    | 700    |
| Rhode Island         | -     | 8     | -    | -   | 3     | -    | -    | 5     | 2   | 1     | 8      | 9     | 5     | 6     | 2   | 7    | 56     |
| South Carolina       | 193   | 45    | 13   | 57  | 123   | 25   | 18   | 141   | 6   | 16    | 121    | 90    | 19    | 17    | 70  | 23   | 977    |
| South Dakota         | -     | -     | -    | 4   | -     | -    | -    | -     | -   | -     | 2      | -     | -     | -     | -   | -    | 7      |
| Tennessee            | 55    | 6     | -    | 1   | 4     | 6    | 6    | 37    | -   | 23    | 109    | 8     | 9     | 9     | 15  | -    | 288    |
| Texas                | 10    | 6     | -    | 9   | 6     | -    | 13   | 26    | 1   | 2     | 59     | 17    | 8     | 6     | 3   | -    | 166    |
| Utah                 | -     | 1     | -    | -   | -     | -    | 2    | 2     | -   | 1     | 2      | 2     | 1     | 2     | 2   | -    | 13     |
| Vermont              | -     | 5     | -    | 1   | -     | -    | -    | 8     | -   | -     | 7      | 6     | 11    | 1     | 4   | -    | 44     |
| Virginia             | 178   | 998   | 83   | 7   | 188   | 66   | 10   | 455   | 11  | 18    | 265    | 112   | 155   | 172   | 28  | 37   | 2,783  |
| Washington           | 3     | 1     | -    | 3   | 4     | -    | 4    | 3     | -   | 1     | 9      | 9     | 1     | 3     | 2   | 2    | 34     |
| West Virginia        | 9     | 7     | -    | 1   | 10    | -    | 3    | 19    | -   | 1     | 25     | 20    | 11    | 19    | 1   | -    | 126    |
| Wisconsin            | 1     | 1     | -    | 1   | 6     | 2    | 1    | 8     | 1   | 3     | 7      | 4     | 2     | 4     | -   | 1    | 41     |
| Wyoming              | -     | 1     | -    | -   | -     | -    | -    | 2     | -   | -     | 1      | -     | -     | -     | -   | -    | 4      |
| Territories          | 1     | 2     | -    | 2   | -     | 1    | -    | 7     | -   | 2     | 3      | 10    | 8     | -     | -   | -    | 36     |
| Foreign Countries    | 49    | 48    | 12   | 3   | 23    | 28   | 27   | 283   | 13  | 19    | 128    | 306   | 115   | 27    | 31  | 3    | 1,115  |
| Unknown              | -     | 121   | -    | 2   | -     | -    | -    | -     | -   | 4     | 122    | 11    | 213   | 19    | -   | -    | 492    |
| Total                | 1,101 | 2,357 | 243  | 225 | 1,109 | 601  | 236  | 2,411 | 86  | 260   | 2,528  | 1,462 | 1,186 | 939   | 495 | 206  | 15,445 |

TABLE 21. HOME COUNTY OF RESIDENT CREDIT HEADCOUNT ENROLLMENT IN  
NORTH CAROLINA COMMUNITY COLLEGES AND  
TECHNICAL COMMUNITY COLLEGES  
BY COUNTY, FALL 1992

| COUNTY     | COLLEGE<br>TRANSFER | GENERAL<br>EDUCATION | TECHNICAL | VOCATIONAL | CURRICULUM<br>TOTAL |
|------------|---------------------|----------------------|-----------|------------|---------------------|
| ALAMANCE   | 40                  | 575                  | 2,189     | 240        | 3,044               |
| ALEXANDER  | 125                 | -                    | 336       | 65         | 526                 |
| ALLEGHANY  | 75                  | 1                    | 101       | 19         | 196                 |
| ANSON      | 17                  | 45                   | 291       | 160        | 513                 |
| ASHE       | 187                 | 5                    | 273       | 54         | 519                 |
| AVERY      | 15                  | 63                   | 229       | 111        | 418                 |
| BEAUFORT   | 310                 | 31                   | 655       | 126        | 1,122               |
| BERTIE     | 36                  | 27                   | 207       | 72         | 342                 |
| BLADEN     | 69                  | 232                  | 297       | 240        | 838                 |
| BRUNSWICK  | 96                  | 297                  | 595       | 185        | 1,173               |
| BUNCOMBE   | 621                 | 19                   | 2,489     | 274        | 3,403               |
| BURKE      | 663                 | 38                   | 1,354     | 399        | 2,454               |
| CABARRUS   | 422                 | 44                   | 1,434     | 160        | 2,060               |
| CALDWELL   | 542                 | 2                    | 1,106     | 234        | 1,884               |
| CAMDEN     | 56                  | 1                    | 88        | 24         | 169                 |
| CARTERET   | 345                 | 24                   | 859       | 204        | 1,432               |
| CASHELL    | 33                  | 31                   | 215       | 349        | 628                 |
| CATAWBA    | 659                 | 6                    | 2,027     | 214        | 2,906               |
| CHATHAM    | 38                  | 108                  | 600       | 63         | 809                 |
| CHEROKEE   | 236                 | 3                    | 259       | 70         | 568                 |
| CHOWAN     | 52                  | 6                    | 129       | 40         | 227                 |
| CLAY       | 79                  | 3                    | 100       | 26         | 208                 |
| CLEVELAND  | 511                 | 65                   | 1,090     | 437        | 2,103               |
| COLUMBUS   | 718                 | 22                   | 518       | 286        | 1,544               |
| Craven     | 625                 | 127                  | 916       | 255        | 1,923               |
| CUMBERLAND | 284                 | 375                  | 3,550     | 419        | 4,628               |
| CURRITUCK  | 72                  | 1                    | 103       | 30         | 206                 |
| DARE       | 221                 | 8                    | 237       | 23         | 489                 |
| DAVIDSON   | 615                 | 54                   | 1,653     | 354        | 2,676               |
| DAVIE      | 101                 | -                    | 357       | 41         | 499                 |
| DUPLIN     | 255                 | 163                  | 492       | 220        | 1,130               |
| DURHAM     | 584                 | 42                   | 2,402     | 292        | 3,320               |
| EDGECOMBE  | 296                 | 7                    | 1,211     | 223        | 1,737               |
| FORSYTH    | 479                 | 91                   | 3,699     | 279        | 4,548               |
| FRANKLIN   | 72                  | 3                    | 487       | 149        | 711                 |
| GASTON     | 1,148               | 47                   | 1,863     | 411        | 3,469               |
| GATES      | 23                  | 13                   | 84        | 21         | 141                 |
| GRAHAM     | 37                  | 7                    | 61        | 12         | 117                 |
| GRANVILLE  | 270                 | 5                    | 568       | 170        | 1,013               |
| GREENE     | 107                 | 2                    | 296       | 102        | 507                 |
| GUILFORD   | 1,078               | 1,175                | 3,180     | 516        | 5,949               |
| HALIFAX    | 327                 | 4                    | 712       | 300        | 1,343               |
| HARNETT    | 50                  | 186                  | 996       | 309        | 1,541               |
| HAYWOOD    | 30                  | 194                  | 759       | 170        | 1,153               |
| HENDERSON  | 380                 | 2                    | 698       | 247        | 1,327               |
| HERTFORD   | 18                  | 95                   | 325       | 87         | 525                 |
| HOKE       | 82                  | 14                   | 282       | 51         | 429                 |
| HYDE       | 26                  | 4                    | 49        | 7          | 86                  |
| IREDELL    | 538                 | 31                   | 1,218     | 242        | 2,029               |
| JACKSON    | 48                  | 150                  | 397       | 72         | 667                 |

TABLE 21. HOME COUNTY OF RESIDENT CREDIT HEADCOUNT ENROLLMENT IN  
(Cont.) NORTH CAROLINA COMMUNITY COLLEGES AND  
TECHNICAL COMMUNITY COLLEGES  
BY COUNTY, FALL 1992

| COUNTY       | COLLEGE<br>TRANSFER | GENERAL<br>EDUCATION | TECHNICAL | VOCATIONAL | CURRICULUM<br>TOTAL |
|--------------|---------------------|----------------------|-----------|------------|---------------------|
| JOHNSTON     | 58                  | 397                  | 1,412     | 492        | 2,359               |
| JONES        | 70                  | 13                   | 90        | 28         | 201                 |
| LEE          | 73                  | 229                  | 747       | 212        | 1,261               |
| LENOIR       | 659                 | 8                    | 825       | 192        | 1,684               |
| LINCOLN      | 382                 | 9                    | 579       | 108        | 1,078               |
| MACON        | 23                  | 53                   | 294       | 40         | 410                 |
| MADISON      | 22                  | 1                    | 262       | 15         | 300                 |
| MARTIN       | 143                 | 22                   | 387       | 166        | 718                 |
| MCDOWELL     | 105                 | 224                  | 595       | 197        | 1,121               |
| MECKLENBURG  | 3,954               | 2,086                | 7,153     | 1,231      | 14,424              |
| MITCHELL     | 4                   | 80                   | 234       | 42         | 360                 |
| MONTGOMERY   | 65                  | 25                   | 314       | 124        | 528                 |
| MOORE        | 414                 | 46                   | 846       | 188        | 1,494               |
| NASH         | 374                 | 6                    | 1,340     | 217        | 1,937               |
| NEW HANOVER  | 394                 | 560                  | 1,245     | 306        | 2,505               |
| NORTHAMPTON  | 63                  | 15                   | 284       | 64         | 426                 |
| ONSLOW       | 1,411               | 10                   | 1,133     | 309        | 2,863               |
| ORANGE       | 169                 | 105                  | 1,049     | 167        | 1,490               |
| PAMLICO      | 42                  | 35                   | 167       | 35         | 279                 |
| PASQUOTANK   | 266                 | 11                   | 363       | 101        | 741                 |
| PENDER       | 50                  | 66                   | 206       | 64         | 386                 |
| PERQUIMANS   | 62                  | 2                    | 119       | 35         | 218                 |
| PERSON       | 15                  | 62                   | 489       | 216        | 782                 |
| PITT         | 614                 | 7                    | 2,167     | 257        | 3,045               |
| POLK         | 81                  | 1                    | 154       | 30         | 266                 |
| RANDOLPH     | 104                 | 339                  | 1,129     | 220        | 1,792               |
| RICHMOND     | 203                 | 6                    | 598       | 163        | 970                 |
| ROBESON      | 66                  | 132                  | 980       | 397        | 1,575               |
| ROCKINGHAM   | 627                 | 32                   | 911       | 349        | 1,919               |
| ROWAN        | 366                 | 11                   | 1,483     | 262        | 2,122               |
| RUTHERFORD   | 482                 | 2                    | 791       | 249        | 1,524               |
| SAMPSON      | 31                  | 391                  | 608       | 155        | 1,185               |
| SCOTLAND     | 88                  | 4                    | 276       | 98         | 466                 |
| STANLY       | 96                  | 8                    | 780       | 187        | 1,071               |
| STOKES       | 121                 | 6                    | 508       | 64         | 699                 |
| SURRY        | 692                 | 3                    | 1,123     | 293        | 2,111               |
| SWAIN        | 10                  | 59                   | 141       | 23         | 233                 |
| TRANSYLVANIA | 79                  | -                    | 223       | 109        | 411                 |
| TYRRELL      | 4                   | -                    | 34        | 7          | 45                  |
| UNION        | 216                 | 68                   | 890       | 138        | 1,312               |
| VANCE        | 146                 | 2                    | 515       | 188        | 851                 |
| WAKE         | 880                 | 434                  | 5,393     | 675        | 7,382               |
| WARREN       | 60                  | -                    | 200       | 114        | 374                 |
| WASHINGTON   | 120                 | 8                    | 169       | 79         | 376                 |
| WATAUGA      | 285                 | 4                    | 333       | 71         | 693                 |
| WAYNE        | 870                 | 42                   | 1,418     | 174        | 2,504               |
| WILKES       | 516                 | 6                    | 712       | 105        | 1,339               |
| WILSON       | 71                  | 89                   | 861       | 136        | 1,157               |
| YADKIN       | 222                 | -                    | 471       | 84         | 777                 |
| YANCEY       | 14                  | 46                   | 192       | 52         | 304                 |
| UNKNOWN      | -                   | -                    | -         | -          | -                   |
| TOTAL        | 29,593              | 10,213               | 87,229    | 18,282     | 145,317             |

TABLE 22. HOME STATE OF RESIDENT CREDIT HEADCOUNT ENROLLMENT IN  
NORTH CAROLINA COMMUNITY COLLEGES AND  
TECHNICAL COMMUNITY COLLEGES  
BY STATE, FALL 1992

| STATE             | COLLEGE<br>TRANSFER | GENERAL<br>EDUCATION | TECHNICAL | VOCATIONAL | CURRICULUM<br>TOTAL |
|-------------------|---------------------|----------------------|-----------|------------|---------------------|
| Alabama           | 25                  | 6                    | 48        | 4          | 83                  |
| Alaska            | 8                   | 3                    | 20        | 2          | 33                  |
| Arizona           | 15                  | 4                    | 19        | 1          | 39                  |
| Arkansas          | 8                   | 1                    | 20        | -          | 29                  |
| California        | 70                  | 12                   | 169       | 12         | 263                 |
| Colorado          | 10                  | 3                    | 24        | -          | 37                  |
| Connecticut       | 12                  | 1                    | 26        | 4          | 43                  |
| Delaware          | 2                   | 2                    | 1         | 1          | 6                   |
| Dist. of Columbia | 1                   | 2                    | 14        | 2          | 19                  |
| Florida           | 144                 | 29                   | 255       | 25         | 453                 |
| Georgia           | 69                  | 11                   | 95        | 27         | 202                 |
| Hawaii            | 5                   | -                    | 12        | 4          | 21                  |
| Idaho             | 4                   | 1                    | 9         | -          | 14                  |
| Illinois          | 47                  | 8                    | 92        | 13         | 160                 |
| Indiana           | 17                  | 6                    | 38        | 5          | 66                  |
| Iowa              | 6                   | 1                    | 18        | 2          | 27                  |
| Kansas            | 11                  | 1                    | 10        | -          | 22                  |
| Kentucky          | 17                  | -                    | 10        | 3          | 30                  |
| Louisiana         | 28                  | 4                    | 33        | 2          | 67                  |
| Maine             | 3                   | 1                    | 13        | 2          | 19                  |
| Maryland          | 39                  | 11                   | 51        | 9          | 110                 |
| Massachusetts     | 21                  | 2                    | 29        | 1          | 53                  |
| Michigan          | 48                  | 13                   | 97        | 13         | 171                 |
| Minnesota         | 11                  | 3                    | 19        | 4          | 37                  |
| Mississippi       | 11                  | 4                    | 28        | -          | 43                  |
| Missouri          | 15                  | 4                    | 38        | 3          | 60                  |
| Montana           | 1                   | -                    | 9         | 1          | 11                  |
| Nebraska          | 9                   | -                    | 3         | 2          | 14                  |
| Nevada            | 1                   | 1                    | 10        | -          | 12                  |
| New Hampshire     | 6                   | 2                    | 23        | -          | 31                  |
| New Jersey        | 36                  | 2                    | 70        | 12         | 120                 |
| New Mexico        | 7                   | -                    | 7         | 1          | 15                  |
| New York          | 83                  | 15                   | 188       | 16         | 302                 |
| North Dakota      | 1                   | -                    | 4         | 2          | 7                   |
| Ohio              | 50                  | 12                   | 94        | 10         | 166                 |
| Oklahoma          | 8                   | 1                    | 19        | 2          | 30                  |
| Oregon            | 7                   | 1                    | 2         | 3          | 13                  |
| Pennsylvania      | 50                  | 9                    | 107       | 9          | 175                 |
| Rhode Island      | 1                   | -                    | 2         | 2          | 5                   |
| South Carolina    | 47                  | 17                   | 190       | 34         | 288                 |
| South Dakota      | 1                   | -                    | 5         | 1          | 7                   |
| Tennessee         | 33                  | 5                    | 85        | 12         | 135                 |
| Texas             | 82                  | 16                   | 171       | 15         | 284                 |
| Utah              | 3                   | -                    | 5         | 1          | 9                   |
| Vermont           | 1                   | -                    | 11        | 1          | 13                  |
| Virginia          | 112                 | 13                   | 256       | 61         | 442                 |
| Washington        | 13                  | 3                    | 48        | 1          | 65                  |
| West Virginia     | 15                  | 2                    | 27        | 10         | 54                  |
| Wisconsin         | 13                  | 3                    | 38        | 1          | 55                  |
| Wyoming           | -                   | 2                    | 2         | -          | 4                   |
| Territories       | 4                   | 1                    | 40        | 2          | 47                  |
| Foreign Countries | 83                  | 72                   | 206       | 16         | 377                 |
| UNKNOWN           | -                   | -                    | -         | -          | -                   |
| TOTAL             | 1,314               | 310                  | 2,810     | 354        | 4,788               |

TABLE 23.  
GEOGRAPHIC ORIGIN OF UNDERGRADUATE RESIDENT CREDIT HEADCOUNT ENROLLMENT  
IN NORTH CAROLINA COLLEGES AND UNIVERSITIES BY INSTITUTION, FALL 1992

| INSTITUTION  | COUNTY OF LOCATION |                  | ADJACENT COUNTIES  |                  | ALL OTHER N.C. COUNTIES |                  | OUT-OF-STATE       |                  | TOTAL UNDERGRADUATE ENROLLMENT |         |
|--|--------------------|------------------|--------------------|------------------|-------------------------|------------------|--------------------|------------------|--------------------------------|---------|
|  | Number of Students | Percent of Total | Number of Students | Percent of Total | Number of Students      | Percent of Total | Number of Students | Percent of Total | Number of Students             | Percent |
| <b>PUBLIC INSTITUTIONS</b>   |                    |                  |                    |                  |                         |                  |                    |                  |                                |         |
| <b>UNIVERSITY OF NORTH CAROLINA</b>                                    |                    |                  |                    |                  |                         |                  |                    |                  |                                |         |
| Appalachian  | 694                | 6.5%             | 944                | 8.8%             | 7,987                   | 74.4%            | 1,101              | 10.3%            | 10,726                         | 100.0%  |
| East Carolina  | 1,698              | 11.4             | 2,019              | 13.6             | 8,770                   | 59.1             | 2,357              | 15.9             | 14,844                         | 100.0   |
| Elizabeth City   | 398                | 19.7             | 210                | 10.4             | 1,168                   | 57.9             | 243                | 12.0             | 2,019                          | 100.0   |
| Fayetteville   | 1,782              | 57.0             | 364                | 11.7             | 753                     | 24.1             | 225                | 7.2              | 3,124                          | 100.0   |
| N.C. A and T   | 1,503              | 22.5             | 752                | 11.2             | 3,329                   | 49.7             | 1,109              | 16.6             | 6,693                          | 100.0   |
| N.C. Central   | 923                | 21.3             | 544                | 12.5             | 2,271                   | 52.3             | 601                | 13.9             | 4,339                          | 100.0   |
| N.C. School of the Arts COLLEGE (High School) <sup>1</sup>             | 67                 | 14.8             | 21                 | 4.6              | 130                     | 28.6             | 236                | 52.0             | 454                            | 100.0   |
| N.C. State   | (39)               | (16.2)           | (18)               | (7.5)            | (82)                    | (34.0)           | (102)              | (42.3)           | (241)                          | (100.0) |
| Pembroke   | 7,172              | 31.9             | 1,820              | 8.1              | 11,080                  | 49.3             | 2,411              | 10.7             | 22,483                         | 100.0   |
| UNC-Asheville  | 1,131              | 41.8             | 945                | 35.0             | 540                     | 20.0             | 86                 | 3.2              | 2,702                          | 100.0   |
| UNC-Chapel Hill  | 1,493              | 46.8             | 659                | 20.6             | 782                     | 24.5             | 260                | 8.1              | 3,194                          | 100.0   |
| UNC-Charlotte  | 1,007              | 6.6              | 1,155              | 7.6              | 10,567                  | 69.2             | 2,528              | 16.6             | 15,257                         | 100.0   |
| UNC-Greensboro   | 4,341              | 33.2             | 2,318              | 17.7             | 4,966                   | 37.9             | 1,462              | 11.2             | 13,087                         | 100.0   |
| UNC-Wilmington   | 2,906              | 31.1             | 1,869              | 20.0             | 3,376                   | 36.2             | 1,186              | 12.7             | 9,337                          | 100.0   |
| UNC-Wilmington   | 1,920              | 25.6             | 386                | 5.2              | 4,241                   | 56.7             | 939                | 12.5             | 7,486                          | 100.0   |
| Western Carolina   | 614                | 10.9             | 872                | 15.4             | 3,666                   | 64.9             | 495                | 8.8              | 5,647                          | 100.0   |
| Winston-Salem  | 1,002              | 38.0             | 329                | 12.4             | 1,111                   | 41.8             | 206                | 7.8              | 2,655                          | 100.0   |
| UNC TOTAL  | 28,658             | 23.1             | 15,207             | 12.3             | 64,737                  | 52.2             | 15,445             | 12.4             | 124,047                        | 100.0   |
| <b>COMMUNITY COLLEGES<sup>2</sup> (with college transfer programs)</b> |                    |                  |                    |                  |                         |                  |                    |                  |                                |         |
| Asheville-Buncombe   | 575                | 82.6             | 94                 | 13.5             | 17                      | 2.5              | 10                 | 1.4              | 696                            | 100.0   |
| Beaufort Co.   | 265                | 70.9             | 103                | 27.5             | 1                       | 0.3              | 5                  | 1.3              | 374                            | 100.0   |
| Blue Ridge   | 321                | 73.3             | 105                | 24.0             | 3                       | 0.7              | 9                  | 2.0              | 438                            | 100.0   |
| Caldwell   | 494                | 51.1             | 375                | 38.8             | 78                      | 8.0              | 20                 | 2.1              | 967                            | 100.0   |
| Cape Fear  | 343                | 64.6             | 45                 | 8.5              | 101                     | 19.0             | 42                 | 7.9              | 531                            | 100.0   |
| Carteret <sup>3</sup>  | 282                | 70.5             | 62                 | 15.5             | 43                      | 10.7             | 13                 | 3.3              | 400                            | 100.0   |
| Catawba Valley   | 521                | 74.8             | 153                | 22.0             | 13                      | 1.9              | 9                  | 1.3              | 696                            | 100.0   |
| Central Piedmont   | 3,890              | 84.5             | 570                | 12.4             | 126                     | 2.7              | 18                 | 0.4              | 4,604                          | 100.0   |
| Cleveland  | 1,349              | 94.1             | 19                 | 5.1              | 2                       | 0.5              | 1                  | 0.3              | 3,711                          | 100.0   |
| Coastal Carolina   | 1,361              | 70.3             | 54                 | 2.8              | 47                      | 2.4              | 474                | 24.5             | 1,936                          | 100.0   |
| C. of Albemarle  | 263                | 35.2             | 131                | 17.5             | 309                     | 41.4             | 44                 | 5.9              | 747                            | 100.0   |
| Craven   | 480                | 55.5             | 42                 | 4.9              | 147                     | 17.0             | 195                | 22.6             | 864                            | 100.0   |
| Davidson County  | 550                | 77.9             | 152                | 21.5             | 1                       | 0.2              | 3                  | 0.4              | 706                            | 100.0   |
| Durham   | 534                | 56.3             | 348                | 36.7             | 27                      | 2.8              | 40                 | 4.2              | 949                            | 100.0   |
| Edgecombe  | 231                | 81.9             | 49                 | 17.4             | 1                       | 0.3              | 1                  | 0.4              | 282                            | 100.0   |
| Fayetteville   | 202                | 66.0             | 13                 | 4.3              | 1                       | 0.3              | 90                 | 29.4             | 306                            | 100.0   |
| Forsyth  | 290                | 79.5             | 61                 | 16.7             | 10                      | 2.7              | 4                  | 1.1              | 365                            | 100.0   |
| Gaston   | 1,024              | 67.7             | 438                | 29.0             | 29                      | 1.9              | 21                 | 1.4              | 1,512                          | 100.0   |
| Guilford   | 969                | 78.0             | 202                | 16.3             | 34                      | 2.7              | 37                 | 3.0              | 1,242                          | 100.0   |
| Halifax  | 302                | 81.6             | 61                 | 16.5             | 1                       | 0.3              | 6                  | 1.6              | 370                            | 100.0   |
| Isothermal   | 461                | 78.1             | 121                | 20.5             | 4                       | 0.7              | 4                  | 0.7              | 590                            | 100.0   |
| James Sprunt   | 163                | 88.6             | 18                 | 9.8              | 1                       | 0.5              | 2                  | 1.1              | 184                            | 100.0   |
| Lenoir   | 599                | 67.8             | 238                | 27.0             | 41                      | 4.6              | 5                  | 0.6              | 883                            | 100.0   |

TABLE 23. (Cont.) GEOGRAPHIC ORIGIN OF UNDERGRADUATE RESIDENT CREDIT HEADCOUNT ENROLLMENT IN NORTH CAROLINA COLLEGES AND UNIVERSITIES BY INSTITUTION, FALL 1992

| INSTITUTION  | COUNTY OF LOCALITY |                  | ADJACENT COUNTIES  |                  | ALL OTHER N.C. COUNTIES |                  | OUT-OF-STATE       |                  | TOTAL UNDERGRADUATE ENROLLMENT |                  |
|--|--------------------|------------------|--------------------|------------------|-------------------------|------------------|--------------------|------------------|--------------------------------|------------------|
|  | Number of Students | Percent of Total | Number of Students | Percent of Total | Number of Students      | Percent of Total | Number of Students | Percent of Total | Number of Students             | Percent of Total |
| <b>COMMUNITY COLLEGES (with college transfer programs) (Cont.)</b> |                    |                  |                    |                  |                         |                  |                    |                  |                                |                  |
| Martin   | 109                | 67.7%            | 48                 | 29.8%            | 2                       | 1.2%             | 2                  | 1.3%             | 161                            | 100.0%           |
| Mitchell   | 416                | 86.3             | 61                 | 12.7             | 3                       | 0.6              | 2                  | 0.4              | 482                            | 100.0            |
| Montgomery 3   | 11                 | 91.7             | 1                  | 8.3              | -                       | -                | -                  | -                | 12                             | 100.0            |
| Nash   | 311                | 74.4             | 106                | 25.4             | 1                       | 0.2              | -                  | -                | 418                            | 100.0            |
| Pitt   | 577                | 41.0             | 202                | 14.4             | 596                     | 42.3             | 33                 | 2.3              | 1,408                          | 100.0            |
| Richmond   | 103                | 67.3             | 44                 | 28.8             | 6                       | 3.9              | -                  | -                | 153                            | 100.0            |
| Rockingham   | 606                | 85.5             | 91                 | 12.8             | 7                       | 1.0              | 5                  | 0.7              | 709                            | 100.0            |
| Rowan-Cabarrus   | 298                | 56.3             | 222                | 42.0             | 5                       | 0.9              | 4                  | 0.8              | 529                            | 100.0            |
| Sandhills  | 408                | 50.8             | 341                | 42.5             | 45                      | 5.6              | 9                  | 1.1              | 803                            | 100.0            |
| Southeastern   | 703                | 78.4             | 146                | 16.3             | 34                      | 3.8              | 14                 | 1.5              | 897                            | 100.0            |
| Southwestern   | 38                 | 55.1             | 22                 | 31.9             | 7                       | 10.1             | 2                  | 2.9              | 69                             | 100.0            |
| Stanly   | 79                 | 79.8             | 19                 | 19.2             | -                       | -                | 1                  | 1.0              | 99                             | 100.0            |
| Surry  | 679                | 61.5             | 366                | 33.1             | 10                      | 0.9              | 50                 | 4.5              | 1,105                          | 100.0            |
| Tri-County   | 233                | 63.7             | 115                | 31.4             | 3                       | 0.8              | 15                 | 4.1              | 366                            | 100.0            |
| Vance-Granville  | 134                | 25.9             | 343                | 66.5             | 36                      | 7.0              | 3                  | 0.6              | 516                            | 100.0            |
| Wake   | 569                | 86.0             | 34                 | 5.1              | 38                      | 5.7              | 21                 | 3.2              | 662                            | 100.0            |
| Wayne  | 803                | 83.1             | 75                 | 7.8              | 12                      | 1.2              | 76                 | 7.9              | 966                            | 100.0            |
| Western Piedmont   | 602                | 78.4             | 148                | 19.3             | 14                      | 1.8              | 4                  | 0.5              | 768                            | 100.0            |
| Wilkes   | 460                | 59.7             | 278                | 36.0             | 13                      | 1.7              | 20                 | 2.6              | 771                            | 100.0            |
| <b>COMMUNITY COLLEGES TOTAL</b>                                    | <b>21,608</b>      | <b>69.9</b>      | <b>6,116</b>       | <b>19.8</b>      | <b>1,869</b>            | <b>6.0</b>       | <b>1,314</b>       | <b>4.3</b>       | <b>30,907</b>                  | <b>100.0</b>     |
| <b>PUBLIC TOTAL</b>  | <b>50,266</b>      | <b>32.4</b>      | <b>21,323</b>      | <b>13.8</b>      | <b>66,606</b>           | <b>43.0</b>      | <b>16,759</b>      | <b>10.8</b>      | <b>154,954</b>                 | <b>100.0</b>     |
| <b>PRIVATE INSTITUTIONS SENIOR COLLEGES &amp; UNIVERSITIES</b>     |                    |                  |                    |                  |                         |                  |                    |                  |                                |                  |
| Barber-Scotia  | 26                 | 3.7              | 86                 | 12.2             | 262                     | 37.2             | 330                | 46.9             | 704                            | 100.0            |
| Barton   | 362                | 21.1             | 409                | 23.9             | 688                     | 40.2             | 253                | 14.8             | 1,712                          | 100.0            |
| Belmont Abbey  | 415                | 40.2             | 167                | 16.1             | 73                      | 7.1              | 378                | 36.6             | 1,033                          | 100.0            |
| Bennett  | 50                 | 9.4              | 23                 | 3.6              | 109                     | 17.2             | 443                | 69.8             | 635                            | 100.0            |
| Campbell   | 325                | 15.6             | 548                | 26.3             | 750                     | 36.1             | 458                | 22.0             | 2,081                          | 100.0            |
| Catawba  | 159                | 16.6             | 113                | 11.8             | 209                     | 21.9             | 475                | 49.7             | 956                            | 100.0            |
| Chowan   | 66                 | 10.3             | 54                 | 8.4              | 161                     | 25.1             | 360                | 56.2             | 641                            | 100.0            |
| Davidson   | 88                 | 5.7              | 33                 | 2.1              | 262                     | 16.9             | 1,167              | 75.3             | 1,550                          | 100.0            |
| Duke   | 162                | 2.6              | 159                | 2.6              | 565                     | 9.2              | 5,244              | 85.6             | 6,130                          | 100.0            |
| Elon   | 375                | 12.2             | 220                | 7.1              | 632                     | 20.5             | 1,855              | 60.2             | 3,082                          | 100.0            |
| Gardner-Webb   | 229                | 11.8             | 410                | 21.2             | 836                     | 43.3             | 1,458              | 23.7             | 1,933                          | 100.0            |
| Greensboro   | 353                | 35.3             | 181                | 18.1             | 123                     | 12.3             | 343                | 34.3             | 1,000                          | 100.0            |
| Guilford   | 490                | 28.1             | 183                | 10.5             | 248                     | 14.2             | 824                | 47.2             | 1,745                          | 100.0            |
| High Point   | 437                | 18.8             | 1,005              | 43.2             | 182                     | 7.8              | 702                | 30.2             | 2,326                          | 100.0            |
| Johnston C. Smith  | 129                | 10.1             | 20                 | 1.5              | 144                     | 11.3             | 985                | 77.1             | 1,278                          | 100.0            |
| Lees-McRae   | 73                 | 9.7              | 56                 | 7.4              | 332                     | 44.0             | 294                | 38.9             | 1,456                          | 100.0            |
| Lenoir-Rhye  | 368                | 25.3             | 293                | 20.1             | 309                     | 21.2             | 486                | 33.4             | 1,456                          | 100.0            |
| Livingstone  | 67                 | 10.6             | 23                 | 3.7              | 241                     | 38.3             | 298                | 47.4             | 629                            | 100.0            |
| Mars Hill  | 147                | 10.9             | 404                | 29.8             | 418                     | 30.9             | 385                | 28.4             | 1,354                          | 100.0            |
| Meredith   | 728                | 34.4             | 213                | 10.1             | 873                     | 41.2             | 303                | 14.3             | 2,117                          | 100.0            |



TABLE 23. (Cont.) GEOGRAPHIC ORIGIN OF UNDERGRADUATE RESIDENT CREDIT HEADCOUNT ENROLLMENT IN NORTH CAROLINA COLLEGES AND UNIVERSITIES BY INSTITUTION, FALL 1992

| INSTITUTION                                       | COUNTY OF LOCATION |                  | ADJACENT COUNTIES  |                  | ALL OTHER N.C. COUNTIES |                  | OUT-OF-STATE       |                  | TOTAL UNDERGRADUATE ENROLLMENT |              |
|---|--------------------|------------------|--------------------|------------------|-------------------------|------------------|--------------------|------------------|--------------------------------|--------------|
|   | Number of Students | Percent of Total | Number of Students | Percent of Total | Number of Students      | Percent of Total | Number of Students | Percent of Total | Number of Students             | Percent      |
| <b>SENIOR COLLEGES &amp; UNIVERSITIES (CONT.)</b> |                    |                  |                    |                  |                         |                  |                    |                  |                                |              |
| Methodist   | 718                | 47.6%            | 78                 | 5.2%             | 153                     | 10.1%            | 559                | 37.1%            | 1,508                          | 100.0%       |
| Montreat-Anderson                                 | 72                 | 22.6             | 20                 | 6.3              | 105                     | 33.0             | 121                | 38.1             | 318                            | 100.0        |
| Mount Olive                                       | 451                | 57.0             | 156                | 19.7             | 158                     | 20.0             | 26                 | 3.3              | 791                            | 100.0        |
| N.C. Wesleyan                                     | 78                 | 9.1              | 279                | 32.6             | 145                     | 16.9             | 355                | 41.4             | 857                            | 100.0        |
| Pfeiffer  | 133                | 16.5             | 148                | 18.3             | 277                     | 34.3             | 249                | 30.9             | 807                            | 100.0        |
| Queens  | 613                | 47.7             | 124                | 9.6              | 88                      | 6.8              | 461                | 35.9             | 1,286                          | 100.0        |
| St. Andrews                                       | 49                 | 7.4              | 34                 | 5.1              | 160                     | 24.2             | 419                | 63.3             | 662                            | 100.0        |
| St. Augustine's                                   | 307                | 16.0             | 106                | 5.5              | 653                     | 34.1             | 852                | 44.4             | 1,918                          | 100.0        |
| Salem   | 350                | 49.3             | 102                | 14.4             | 100                     | 14.1             | 158                | 22.2             | 710                            | 100.0        |
| Shaw  | 364                | 14.7             | 249                | 10.0             | 1,113                   | 44.8             | 757                | 30.5             | 2,483                          | 100.0        |
| Wake Forest                                       | 285                | 7.6              | 221                | 5.9              | 773                     | 20.7             | 2,462              | 65.8             | 3,741                          | 100.0        |
| Warren Wilson                                     | 44                 | 9.1              | 12                 | 2.5              | 101                     | 20.8             | 328                | 67.6             | 485                            | 100.0        |
| Wingate   | 288                | 21.0             | 314                | 22.9             | 346                     | 25.2             | 425                | 30.9             | 1,373                          | 100.0        |
| <b>SR COLL. &amp; UNIV. TOTAL</b>                 | <b>8,811</b>       | <b>17.6</b>      | <b>6,443</b>       | <b>12.9</b>      | <b>11,589</b>           | <b>23.1</b>      | <b>23,213</b>      | <b>46.4</b>      | <b>50,056</b>                  | <b>100.0</b> |
| <b>JUNIOR COLLEGES</b>                            |                    |                  |                    |                  |                         |                  |                    |                  |                                |              |
| Brevard   | 85                 | 11.8             | 52                 | 7.2              | 204                     | 28.4             | 378                | 52.6             | 719                            | 100.0        |
| Louisburg   | 68                 | 9.6              | 226                | 32.0             | 261                     | 37.0             | 151                | 21.4             | 706                            | 100.0        |
| Peace   | 107                | 22.9             | 46                 | 9.9              | 258                     | 55.4             | 55                 | 11.8             | 466                            | 100.0        |
| Saint Mary's                                      | 66                 | 22.5             | 14                 | 4.8              | 122                     | 41.6             | 91                 | 31.1             | 293                            | 100.0        |
| <b>JUNIOR COLLEGES TOTAL</b>                      | <b>326</b>         | <b>14.9</b>      | <b>338</b>         | <b>15.5</b>      | <b>845</b>              | <b>38.7</b>      | <b>675</b>         | <b>30.9</b>      | <b>2,184</b>                   | <b>100.0</b> |
| <b>PRIVATE SR. &amp; JR. TOTAL</b>                | <b>9,137</b>       | <b>17.5</b>      | <b>6,781</b>       | <b>13.0</b>      | <b>12,434</b>           | <b>23.8</b>      | <b>23,888</b>      | <b>45.7</b>      | <b>52,240</b>                  | <b>100.0</b> |
| <b>THEOLOGICAL SEMINARY</b>                       |                    |                  |                    |                  |                         |                  |                    |                  |                                |              |
| Southeastern Seminary                             | 3                  | 4.9              | 5                  | 8.2              | 16                      | 26.2             | 37                 | 60.7             | 61                             | 100.0        |
| <b>BIBLE COLLEGES</b>                             |                    |                  |                    |                  |                         |                  |                    |                  |                                |              |
| East Coast  | 79                 | 26.9             | 69                 | 23.5             | 58                      | 19.7             | 88                 | 29.9             | 294                            | 100.0        |
| Heritage  | 32                 | 57.2             | 9                  | 16.1             | 11                      | 19.6             | 4                  | 7.1              | 56                             | 100.0        |
| John Wesley                                       | 44                 | 57.1             | 23                 | 29.9             | 6                       | 7.8              | 4                  | 5.2              | 77                             | 100.0        |
| Piedmont  | 113                | 39.5             | 37                 | 12.9             | 34                      | 11.9             | 102                | 35.7             | 286                            | 100.0        |
| Roanoke   | 19                 | 15.0             | 8                  | 6.3              | 33                      | 26.0             | 67                 | 52.7             | 127                            | 100.0        |
| Winston-Salem                                     | 20                 | 54.1             | 7                  | 18.9             | 2                       | 5.4              | 8                  | 21.6             | 37                             | 100.0        |
| <b>BIBLE COLLEGES TOTAL</b>                       | <b>307</b>         | <b>35.0</b>      | <b>153</b>         | <b>17.5</b>      | <b>144</b>              | <b>16.4</b>      | <b>273</b>         | <b>31.1</b>      | <b>877</b>                     | <b>100.0</b> |
| <b>PRIVATE TOTAL</b>                              | <b>9,447</b>       | <b>17.8</b>      | <b>6,939</b>       | <b>13.0</b>      | <b>12,594</b>           | <b>23.7</b>      | <b>24,198</b>      | <b>45.5</b>      | <b>53,178</b>                  | <b>100.0</b> |
| <b>GRAND TOTAL</b>                                | <b>59,713</b>      | <b>28.7</b>      | <b>28,262</b>      | <b>13.6</b>      | <b>79,200</b>           | <b>38.0</b>      | <b>40,957</b>      | <b>19.7</b>      | <b>208,132</b>                 | <b>100.0</b> |

1 High school figures are not included in totals.  
 2 College transfer program only.  
 3 College transfer coursework is offered under a contract with another institution.

TABLE 24. GRADUATE AND FIRST PROFESSIONAL RESIDENT CREDIT HEADCOUNT ENROLLMENT IN NORTH CAROLINA UNIVERSITIES, FALL 1992

| INSTITUTION                               | FIRST PROFESSIONAL |              |              |              | GRADUATE      |              |               |              | TOTAL         |               |               |              |              |
|---|--------------------|--------------|--------------|--------------|---------------|--------------|---------------|--------------|---------------|---------------|---------------|--------------|--------------|
|   | IN-STATE           |              | OUT-OF-STATE |              | IN-STATE      |              | OUT-OF-STATE  |              | IN-STATE      |               | OUT-OF-STATE  |              |              |
|   | Men                | Women        | Men          | Women        | Men           | Women        | Men           | Women        | Men           | Women         | Men           | Women        |              |
| <b>PUBLIC INSTITUTIONS</b>                |                    |              |              |              |               |              |               |              |               |               |               |              |              |
| <b>UNIVERSITY OF NORTH CAROLINA</b>       |                    |              |              |              |               |              |               |              |               |               |               |              |              |
| Appalachian                               | -                  | -            | -            | -            | 924           | 518          | 56            | 50           | 924           | 300           | 518           | 56           | 50           |
| East Carolina                             | 299                | 152          | -            | -            | 2,614         | 1,594        | 109           | 91           | 2,913         | 972           | 1,741         | 109          | 91           |
| (Academic Affairs)                        | (-)                | (-)          | (-)          | (-)          | (2,332)       | (1,396)      | (95)          | (73)         | (2,332)       | (768)         | (1,396)       | (95)         | (73)         |
| (Health Affairs)                          | (299)              | (152)        | (-)          | (-)          | (282)         | (198)        | (14)          | (18)         | (581)         | (204)         | (345)         | (14)         | (18)         |
| Fayetteville                              | -                  | -            | -            | -            | 778           | 201          | 542           | 6            | 778           | 201           | 542           | 29           | 6            |
| N.C. A and T                              | -                  | -            | -            | -            | 887           | 305          | 442           | 25           | 887           | 305           | 442           | 115          | 25           |
| N.C. Central                              | 301                | 105          | 24           | 25           | 1,027         | 285          | 676           | 37           | 1,328         | 390           | 823           | 54           | 61           |
| N.C. School of the Arts                   | -                  | -            | -            | -            | 56            | 13           | 13            | 13           | 56            | 17            | 13            | 13           | 13           |
| N.C. State                                | 284                | 72           | 11           | 2            | 4,389         | 1,598        | 1,326         | 399          | 4,673         | 1,670         | 1,525         | 1,068        | 410          |
| Pembroke                                  | -                  | -            | -            | -            | 339           | 81           | 252           | 3            | 339           | 81            | 252           | 3            | 3            |
| UNC-Asheville                             | -                  | -            | -            | -            | 46            | 18           | 28            | -            | 46            | 18            | 28            | -            | -            |
| UNC-Chapel Hill                           | 1,653              | 857          | 96           | 85           | 6,717         | 2,417        | 1,408         | 1,296        | 8,370         | 2,453         | 3,032         | 1,504        | 1,381        |
| (Academic Affairs)                        | (683)              | (296)        | (77)         | (63)         | (4,950)       | (1,241)      | (1,709)       | (894)        | (5,633)       | (1,537)       | (1,956)       | (1,183)      | (957)        |
| (Health Affairs)                          | (970)              | (561)        | (19)         | (22)         | (1,767)       | (355)        | (708)         | (402)        | (2,737)       | (916)         | (1,076)       | (321)        | (424)        |
| UNC-Charlotte                             | -                  | -            | -            | -            | 2,276         | 791          | 1,174         | 108          | 2,276         | 791           | 1,174         | 203          | 108          |
| UNC-Greensboro                            | -                  | -            | -            | -            | 2,840         | 750          | 1,704         | 248          | 2,840         | 750           | 1,704         | 138          | 248          |
| UNC-Wilmington                            | -                  | -            | -            | -            | 412           | 149          | 229           | 15           | 412           | 149           | 229           | 19           | 15           |
| Western Carolina                          | -                  | -            | -            | -            | 929           | 278          | 553           | 47           | 929           | 278           | 553           | 51           | 47           |
| <b>UNC TOTAL</b>                          | <b>2,537</b>       | <b>1,186</b> | <b>123</b>   | <b>120</b>   | <b>24,234</b> | <b>7,189</b> | <b>11,468</b> | <b>3,239</b> | <b>26,771</b> | <b>8,375</b>  | <b>12,576</b> | <b>3,362</b> | <b>2,458</b> |
| <b>MILITARY CENTERS</b>                   |                    |              |              |              |               |              |               |              |               |               |               |              |              |
| <b>PUBLIC TOTAL</b>                       | <b>2,537</b>       | <b>1,186</b> | <b>123</b>   | <b>120</b>   | <b>24,234</b> | <b>7,189</b> | <b>11,468</b> | <b>3,239</b> | <b>26,771</b> | <b>8,375</b>  | <b>12,576</b> | <b>3,362</b> | <b>2,458</b> |
| <b>PRIVATE INSTITUTIONS</b>               |                    |              |              |              |               |              |               |              |               |               |               |              |              |
| <b>SENIOR COLLEGES &amp; UNIVERSITIES</b> |                    |              |              |              |               |              |               |              |               |               |               |              |              |
| Campbell                                  | 588                | 280          | 19           | 24           | 419           | 206          | 197           | 8            | 1,007         | 486           | 462           | 27           | 32           |
| Catawba                                   | -                  | -            | -            | -            | 6             | -            | 6             | -            | 6             | -             | 6             | -            | -            |
| Duke                                      | 1,574              | 366          | 652          | 348          | 3,722         | 801          | 621           | 1,405        | 5,296         | 1,167         | 829           | 2,057        | 1,243        |
| Elon                                      | -                  | -            | -            | -            | 145           | 67           | 68            | 6            | 145           | 67            | 68            | 6            | 4            |
| Gardner-Webb                              | -                  | -            | -            | -            | 120           | 19           | 83            | 9            | 120           | 19            | 83            | 9            | 9            |
| Lenoir-Rhyne                              | -                  | -            | -            | -            | 66            | 7            | 57            | 1            | 66            | 7             | 57            | 1            | 1            |
| Livingstone                               | 35                 | 22           | 3            | 2            | 13            | 10           | 3             | -            | 48            | 32            | 11            | 3            | 2            |
| Meredith                                  | -                  | -            | -            | -            | 163           | -            | 152           | -            | 163           | -             | 152           | -            | 11           |
| Pfeiffer                                  | -                  | -            | -            | -            | 109           | 60           | 40            | 4            | 109           | 60            | 40            | 5            | 4            |
| Queens                                    | -                  | -            | -            | -            | 316           | 128          | 180           | 6            | 316           | 128           | 180           | 6            | 2            |
| Salem                                     | -                  | -            | -            | -            | 86            | 6            | 79            | -            | 86            | 6             | 79            | -            | 1            |
| Wake Forest                               | 909                | 318          | 191          | 155          | 974           | 403          | 278           | 173          | 1,883         | 721           | 469           | 418          | 275          |
| Warren Wilson                             | -                  | -            | -            | -            | 72            | 1            | 2             | 17           | 72            | 1             | 2             | 17           | 52           |
| Wingate                                   | -                  | -            | -            | -            | 47            | 22           | 23            | 2            | 47            | 22            | 23            | 2            | 2            |
| <b>SR. COL. &amp; UNIV. TOTAL</b>         | <b>3,106</b>       | <b>986</b>   | <b>672</b>   | <b>529</b>   | <b>6,258</b>  | <b>1,730</b> | <b>1,789</b>  | <b>1,632</b> | <b>9,364</b>  | <b>2,716</b>  | <b>2,461</b>  | <b>2,551</b> | <b>1,636</b> |
| <b>THEOLOGICAL SEMINARY</b>               |                    |              |              |              |               |              |               |              |               |               |               |              |              |
| Southeastern Seminary                     | 445                | 131          | 17           | 30           | 24            | 4            | -             | 19           | 469           | 135           | 17            | 286          | 31           |
| <b>PRIVATE TOTAL</b>                      | <b>3,551</b>       | <b>1,117</b> | <b>689</b>   | <b>1,186</b> | <b>6,282</b>  | <b>1,734</b> | <b>1,789</b>  | <b>1,651</b> | <b>9,833</b>  | <b>2,851</b>  | <b>2,478</b>  | <b>2,837</b> | <b>1,667</b> |
| <b>GRAND TOTAL</b>                        | <b>6,088</b>       | <b>2,303</b> | <b>1,797</b> | <b>1,309</b> | <b>30,516</b> | <b>8,923</b> | <b>13,257</b> | <b>4,890</b> | <b>36,604</b> | <b>11,226</b> | <b>15,054</b> | <b>6,199</b> | <b>4,125</b> |

70



**Table 25. Upper-Division Undergraduate and Post-Baccalaureate Resident Credit Headcount Enrollment in the University of North Carolina by Field of Study, Fall 1992**

| Institution and Level of Instruction | Agriculture and Natural Resources | Architecture and Environmental Des. | Area Studies | Biological Sciences | Business and Management | Communications | Computer & Information Sciences | Education | Engineering | Fine and Applied Arts | Foreign Languages | Health Professions | Home Economics | Law | Letters | Library Science | Mathematics | Physical Sciences | Psychology and Services | Social Sciences | Interdisciplinary Studies | Undecided/Unknown | Intermediate/Specialist | Total  |
|--------------------------------------|-----------------------------------|-------------------------------------|--------------|---------------------|-------------------------|----------------|---------------------------------|-----------|-------------|-----------------------|-------------------|--------------------|----------------|-----|---------|-----------------|-------------|-------------------|-------------------------|-----------------|---------------------------|-------------------|-------------------------|--------|
| <b>Appalachian</b>                   |                                   |                                     |              |                     |                         |                |                                 |           |             |                       |                   |                    |                |     |         |                 |             |                   |                         |                 |                           |                   |                         |        |
| Upper-Division Undergraduate         |                                   | 8                                   |              | 154                 | 1,189                   | 388            | 196                             | 1,096     |             | 211                   | 45                | 160                | 140            |     | 251     | 1               | 143         | 79                | 232                     | 447             | 35                        | 40                |                         | 5,196  |
| Master's                             |                                   |                                     |              | 21                  | 120                     |                |                                 | 331       |             | 18                    | 16                | 68                 | 6              |     | 51      | 21              | 10          | 11                | 61                      | 39              | 70                        |                   |                         | 914    |
| Doctor's                             |                                   |                                     |              |                     |                         |                |                                 | 10        |             |                       |                   |                    |                |     |         |                 |             |                   |                         |                 |                           |                   |                         | 10     |
| <b>East Carolina</b>                 |                                   |                                     |              |                     |                         |                |                                 |           |             |                       |                   |                    |                |     |         |                 |             |                   |                         |                 |                           |                   |                         |        |
| Upper-Division Undergraduate         |                                   | 44                                  |              | 186                 | 808                     | 164            | 67                              | 1,117     |             | 501                   | 28                | 596                | 414            |     | 239     |                 | 45          | 76                | 237                     | 336             |                           | 1,351             |                         | 6,570  |
| Master's                             |                                   |                                     |              | 67                  | 298                     |                |                                 | 489       |             | 70                    |                   | 259                | 70             |     | 93      | 42              | 24          | 44                | 80                      | 176             | 106                       |                   |                         | 1,863  |
| Doctor's                             |                                   |                                     |              | 51                  |                         |                |                                 | 28        |             |                       |                   |                    |                |     |         |                 |             |                   |                         |                 |                           |                   |                         | 79     |
| First Professional                   |                                   |                                     |              |                     |                         |                |                                 |           |             |                       |                   | 299                |                |     |         |                 |             |                   |                         |                 |                           |                   |                         | 299    |
| <b>Elizabeth City</b>                |                                   |                                     |              |                     |                         |                |                                 |           |             |                       |                   |                    |                |     |         |                 |             |                   |                         |                 |                           |                   |                         |        |
| Upper-Division Undergraduate         |                                   |                                     |              | 34                  | 142                     |                | 24                              | 121       |             | 19                    |                   |                    |                |     | 27      |                 | 14          | 15                | 20                      | 46              | 50                        | 201               |                         | 713    |
| <b>Fayetteville</b>                  |                                   |                                     |              |                     |                         |                |                                 |           |             |                       |                   |                    |                |     |         |                 |             |                   |                         |                 |                           |                   |                         |        |
| Upper-Division Undergraduate         |                                   |                                     |              | 53                  | 215                     |                | 40                              | 204       |             | 34                    | 5                 | 3                  |                |     | 36      |                 | 35          | 5                 | 53                      | 125             | 147                       | 273               |                         | 1,228  |
| Master's                             |                                   |                                     |              | 7                   | 43                      |                | 134                             |           |             |                       |                   |                    |                |     |         |                 | 7           |                   | 25                      | 7               |                           |                   |                         | 223    |
| <b>N.C. A and T</b>                  |                                   |                                     |              |                     |                         |                |                                 |           |             |                       |                   |                    |                |     |         |                 |             |                   |                         |                 |                           |                   |                         |        |
| Upper-Division Undergraduate         | 56                                | 14                                  |              | 73                  | 597                     | 93             | 113                             | 341       | 541         | 35                    | 2                 | 164                | 26             |     | 48      |                 | 29          | 26                | 35                      | 44              | 93                        | 106               |                         | 2,437  |
| Master's                             | 65                                |                                     |              | 17                  |                         |                | 515                             | 220       |             |                       |                   |                    | 6              |     | 16      |                 | 17          | 16                |                         |                 | 13                        |                   |                         | 887    |
| <b>N.C. Central</b>                  |                                   |                                     |              |                     |                         |                |                                 |           |             |                       |                   |                    |                |     |         |                 |             |                   |                         |                 |                           |                   |                         |        |
| Upper-Division Undergraduate         |                                   |                                     |              | 112                 | 265                     |                | 63                              | 65        |             | 64                    | 5                 | 126                | 55             |     | 102     |                 | 50          | 40                | 79                      | 212             | 353                       | 397               |                         | 1,988  |
| Master's                             |                                   |                                     |              | 18                  | 26                      |                | 14                              | 258       |             | 3                     |                   |                    | 19             |     | 10      | 183             | 13          | 6                 | 42                      | 86              | 36                        |                   |                         | 718    |
| First Professional                   |                                   |                                     |              |                     |                         |                |                                 |           |             |                       |                   |                    |                | 301 |         |                 |             |                   |                         |                 |                           |                   |                         | 301    |
| <b>N.C. School of the Arts</b>       |                                   |                                     |              |                     |                         |                |                                 |           |             |                       |                   |                    |                |     |         |                 |             |                   |                         |                 |                           |                   |                         |        |
| Upper-Division Undergraduate         |                                   |                                     |              |                     |                         |                |                                 |           |             | 122                   |                   |                    |                |     |         |                 |             |                   |                         |                 |                           |                   |                         | 122    |
| Master's                             |                                   |                                     |              |                     |                         |                |                                 |           |             | 56                    |                   |                    |                |     |         |                 |             |                   |                         |                 |                           |                   |                         | 56     |
| <b>N.C. State</b>                    |                                   |                                     |              |                     |                         |                |                                 |           |             |                       |                   |                    |                |     |         |                 |             |                   |                         |                 |                           |                   |                         |        |
| Upper-Division Undergraduate         | 803                               | 250                                 |              | 595                 | 1,255                   | 473            | 313                             | 313       | 3,064       |                       | 50                | 231                |                |     | 392     |                 | 142         | 346               | 194                     | 355             | 687                       | 110               | 166                     | 9,759  |
| Master's                             | 202                               | 172                                 |              | 162                 | 153                     |                | 73                              | 348       | 749         |                       |                   | 10                 |                |     | 141     |                 | 101         | 37                | 45                      | 138             | 148                       | 171               | 37                      | 2,687  |
| Doctor's                             | 174                               |                                     |              | 197                 | 18                      |                |                                 | 323       | 475         |                       |                   | 41                 |                |     |         |                 | 73          | 165               | 79                      |                 | 116                       | 41                |                         | 1,702  |
| First Professional                   |                                   |                                     |              |                     |                         |                |                                 |           |             |                       |                   | 284                |                |     |         |                 |             |                   |                         |                 |                           |                   |                         | 284    |
| <b>Pembroke</b>                      |                                   |                                     |              |                     |                         |                |                                 |           |             |                       |                   |                    |                |     |         |                 |             |                   |                         |                 |                           |                   |                         |        |
| Upper-Division Undergraduate         |                                   |                                     |              | 88                  | 238                     |                | 22                              | 337       |             | 22                    |                   | 8                  |                |     | 82      |                 | 50          | 25                | 34                      | 43              | 220                       | 33                | 45                      | 1,247  |
| Master's                             |                                   |                                     |              |                     |                         |                |                                 | 17        |             |                       |                   |                    |                |     | 3       |                 |             |                   |                         |                 |                           | 19                |                         | 39     |
| <b>UNC-Asheville</b>                 |                                   |                                     |              |                     |                         |                |                                 |           |             |                       |                   |                    |                |     |         |                 |             |                   |                         |                 |                           |                   |                         |        |
| Upper-Division Undergraduate         |                                   |                                     |              | 50                  | 278                     | 43             | 54                              |           |             | 112                   | 31                |                    |                |     | 90      |                 | 19          | 63                | 107                     |                 | 195                       | 78                | 379                     | 1,489  |
| Master's                             |                                   |                                     |              |                     |                         |                |                                 |           |             |                       |                   |                    |                |     |         |                 |             |                   |                         |                 |                           |                   |                         |        |
| <b>UNC-Chapel Hill</b>               |                                   |                                     |              |                     |                         |                |                                 |           |             |                       |                   |                    |                |     |         |                 |             |                   |                         |                 |                           |                   |                         |        |
| Upper-Division Undergraduate         |                                   |                                     | 252          | 742                 | 828                     | 635            |                                 | 359       |             | 140                   | 105               | 1,127              |                |     | 820     |                 | 234         | 340               | 556                     | 41              | 1,509                     | 17                | 327                     | 8,032  |
| Master's                             |                                   | 89                                  |              | 112                 | 485                     | 77             | 22                              | 150       |             | 59                    | 45                | 738                |                |     | 139     | 158             | 10          | 22                | 11                      | 272             | 47                        | 14                |                         | 2,450  |
| Doctor's                             |                                   | 38                                  |              | 555                 | 86                      | 22             | 118                             | 160       |             | 67                    | 143               | 419                |                |     | 418     | 44              | 86          | 318               | 186                     | 1               | 505                       | 61                |                         | 3,227  |
| First Professional                   |                                   |                                     |              |                     |                         |                |                                 |           |             |                       |                   | 970                |                | 680 |         |                 |             |                   |                         |                 |                           |                   |                         | 1,550  |
| <b>UNC-Charlotte</b>                 |                                   |                                     |              |                     |                         |                |                                 |           |             |                       |                   |                    |                |     |         |                 |             |                   |                         |                 |                           |                   |                         |        |
| Upper-Division Undergraduate         |                                   | 203                                 |              | 248                 | 1,662                   |                | 313                             | 627       | 962         | 205                   | 58                | 312                |                |     | 419     |                 | 101         | 219               | 470                     | 488             | 823                       | 620               |                         | 7,730  |
| Master's                             |                                   | 5                                   |              | 31                  | 430                     |                | 138                             | 429       | 179         |                       |                   | 141                |                |     | 92      |                 | 34          | 16                | 63                      | 117             | 119                       |                   | 20                      | 1,814  |
| <b>UNC-Greeneboro</b>                |                                   |                                     |              |                     |                         |                |                                 |           |             |                       |                   |                    |                |     |         |                 |             |                   |                         |                 |                           |                   |                         |        |
| Upper-Division Undergraduate         |                                   |                                     |              | 191                 | 819                     |                | 4                               | 566       |             | 326                   | 57                | 358                | 428            |     | 553     |                 | 100         | 94                | 296                     | 216             | 630                       | 203               |                         | 4,870  |
| Master's                             |                                   |                                     |              | 26                  | 230                     |                |                                 | 424       |             | 156                   | 26                | 323                | 70             |     | 95      | 141             | 17          | 29                | 35                      |                 | 164                       | 31                |                         | 1,784  |
| Doctor's                             |                                   |                                     |              |                     |                         |                |                                 | 239       |             | 30                    |                   |                    | 61             |     | 56      |                 |             |                   | 44                      |                 |                           |                   |                         | 430    |
| <b>UNC-Wilmington</b>                |                                   |                                     |              |                     |                         |                |                                 |           |             |                       |                   |                    |                |     |         |                 |             |                   |                         |                 |                           |                   |                         |        |
| Upper-Division Undergraduate         |                                   |                                     |              | 325                 | 697                     |                | 69                              | 324       |             | 79                    | 28                | 138                |                |     | 357     |                 | 50          | 106               | 220                     | 261             | 297                       | 116               | 426                     | 3,493  |
| Master's                             |                                   |                                     |              | 45                  | 115                     |                |                                 | 75        |             |                       |                   |                    |                |     | 27      |                 | 11          | 23                |                         | 24              |                           |                   |                         | 320    |
| <b>Western Carolina</b>              |                                   |                                     |              |                     |                         |                |                                 |           |             |                       |                   |                    |                |     |         |                 |             |                   |                         |                 |                           |                   |                         |        |
| Upper-Division Undergraduate         | 38                                |                                     |              | 67                  | 538                     |                | 124                             | 476       | 115         | 158                   | 26                | 287                | 102            |     | 78      |                 | 24          | 46                | 56                      | 331             | 115                       | 67                |                         | 2,651  |
| Master's                             |                                   |                                     |              | 15                  | 157                     |                |                                 | 338       |             | 16                    |                   | 15                 | 22             |     | 29      |                 | 20          | 7                 | 32                      | 39              | 23                        |                   | 35                      | 748    |
| <b>Winston-Salem</b>                 |                                   |                                     |              |                     |                         |                |                                 |           |             |                       |                   |                    |                |     |         |                 |             |                   |                         |                 |                           |                   |                         |        |
| Upper-Division Undergraduate         |                                   |                                     |              | 34                  | 208                     | 28             | 71                              | 228       |             | 15                    | 1                 | 172                |                |     | 19      |                 | 14          | 13                | 34                      |                 | 103                       | 33                | 105                     | 1,078  |
| <b>UNC Total</b>                     |                                   |                                     |              |                     |                         |                |                                 |           |             |                       |                   |                    |                |     |         |                 |             |                   |                         |                 |                           |                   |                         |        |
| Upper-Division Undergraduate         | 897                               | 519                                 | 252          | 2,962               | 9,739                   | 1,824          | 1,473                           | 6,174     | 4,702       | 2,043                 | 441               | 3,682              | 1,166          |     | 3,513   | 1               | 1,050       | 1,493             | 2,623                   | 2,878           | 6,030                     | 465               | 4,706                   | 58,623 |
| Master's                             | 267                               | 266                                 | 9            | 521                 | 2,057                   | 77             | 247                             | 3,508     | 1,148       | 378                   | 89                | 1,554              | 183            |     | 696     | 545             | 264         | 211               | 364                     | 869             | 759                       | 264               |                         | 14,552 |
| Doctor's                             | 174                               | 38                                  |              | 803                 | 104                     | 22             | 118                             | 760       | 475         | 97                    | 143               | 460                | 61             |     | 474     | 44              | 159         | 483               | 308                     | 1               | 621                       | 102               |                         | 5,448  |
| First Professional                   |                                   |                                     |              |                     |                         |                |                                 |           |             |                       |                   | 1,553              |                | 981 |         |                 |             |                   |                         |                 |                           |                   |                         | 2,534  |

NOTE: Upper-division enrollment is the junior and senior year of study. Figures do not include students enrolled in graduate courses who are not candidates for advanced degrees.

Table 26. Summer School Unduplicated Headcount Enrollment and Credit Hours Registered in North Carolina Colleges and Universities, 1992

| Institution                             | Undergraduate                       |                                    |                         |                                     |                                    |                         | Post-Baccalaureate                  |                                    |                         |                                     |                                    |                         | All Students                        |                                    |                         |                                     |                                    |                         |                                     |                                    |                         |                |  |
|---|-------------------------------------|------------------------------------|-------------------------|-------------------------------------|------------------------------------|-------------------------|-------------------------------------|------------------------------------|-------------------------|-------------------------------------|------------------------------------|-------------------------|-------------------------------------|------------------------------------|-------------------------|-------------------------------------|------------------------------------|-------------------------|-------------------------------------|------------------------------------|-------------------------|----------------|--|
|   | In-State                            |                                    |                         | Out-of-State                        |                                    |                         | In-State                            |                                    |                         | Out-of-State                        |                                    |                         | In-State                            |                                    |                         | Out-of-State                        |                                    |                         | Total                               |                                    |                         |                |  |
|   | Undu-<br>plicated<br>Head-<br>count | Credit<br>Hours<br>Regis-<br>tered | Total<br>Head-<br>count | Undu-<br>plicated<br>Head-<br>count | Credit<br>Hours<br>Regis-<br>tered | Total<br>Head-<br>count | Undu-<br>plicated<br>Head-<br>count | Credit<br>Hours<br>Regis-<br>tered | Total<br>Head-<br>count | Undu-<br>plicated<br>Head-<br>count | Credit<br>Hours<br>Regis-<br>tered | Total<br>Head-<br>count | Undu-<br>plicated<br>Head-<br>count | Credit<br>Hours<br>Regis-<br>tered | Total<br>Head-<br>count | Undu-<br>plicated<br>Head-<br>count | Credit<br>Hours<br>Regis-<br>tered | Total<br>Head-<br>count | Undu-<br>plicated<br>Head-<br>count | Credit<br>Hours<br>Regis-<br>tered | Total<br>Head-<br>count |                |  |
| <b>UNIVERSITY OF NORTH CAROLINA</b>     |                                     |                                    |                         |                                     |                                    |                         |                                     |                                    |                         |                                     |                                    |                         |                                     |                                    |                         |                                     |                                    |                         |                                     |                                    |                         |                |  |
| Appalachian                             | 4,052                               | 26,035                             | 549                     | 2,866                               | 4,601                              | 28,901                  | 616                                 | 3,904                              | 41                      | 255                                 | 657                                | 4,159                   | 4,668                               | 29,939                             | 590                     | 3,121                               | 5,258                              | 33,060                  | 5,258                               | 3,121                              | 5,258                   | 33,060         |  |
| East Carolina                           | 5,831                               | 43,377                             | 676                     | 4,046                               | 6,507                              | 47,423                  | 1,549                               | 8,500                              | 114                     | 402                                 | 1,663                              | 8,902                   | 7,380                               | 51,877                             | 790                     | 4,448                               | 8,170                              | 56,325                  | 8,170                               | 4,448                              | 8,170                   | 56,325         |  |
| Elizabeth City                          | 540                                 | 3,504                              | 39                      | 240                                 | 579                                | 3,744                   | -                                   | -                                  | -                       | -                                   | -                                  | -                       | 540                                 | 3,504                              | 39                      | 240                                 | 579                                | 3,744                   | 579                                 | 240                                | 579                     | 3,744          |  |
| Fayetteville                            | 1,405                               | 10,182                             | 39                      | 302                                 | 1,444                              | 10,484                  | 402                                 | 1,964                              | 13                      | 72                                  | 415                                | 2,036                   | 1,807                               | 12,146                             | 52                      | 374                                 | 1,859                              | 12,520                  | 1,859                               | 374                                | 1,859                   | 12,520         |  |
| N.C. A and T                            | 3,906                               | 19,039                             | 269                     | 1,313                               | 4,175                              | 20,352                  | 553                                 | 2,331                              | 29                      | 110                                 | 582                                | 2,441                   | 4,459                               | 21,370                             | 298                     | 1,423                               | 4,757                              | 22,793                  | 4,757                               | 1,423                              | 4,757                   | 22,793         |  |
| N.C. Central                            | 1,578                               | 11,280                             | 109                     | 769                                 | 1,687                              | 12,049                  | 561                                 | 2,447                              | 23                      | 90                                  | 584                                | 2,537                   | 2,139                               | 13,727                             | 132                     | 859                                 | 2,271                              | 14,586                  | 2,271                               | 859                                | 2,271                   | 14,586         |  |
| N.C. School of the Arts                 | 24                                  | 88                                 | 19                      | 69                                  | 43                                 | 157                     | -                                   | -                                  | -                       | -                                   | -                                  | -                       | 24                                  | 88                                 | 19                      | 69                                  | 43                                 | 157                     | 43                                  | 69                                 | 43                      | 157            |  |
| N.C. State                              | 9,353                               | 56,465                             | 606                     | 3,662                               | 9,959                              | 60,127                  | 776                                 | 3,356                              | 238                     | 902                                 | 1,014                              | 4,258                   | 10,129                              | 59,821                             | 844                     | 4,564                               | 10,973                             | 64,385                  | 10,973                              | 4,564                              | 10,973                  | 64,385         |  |
| Pembroke                                | 1,103                               | 7,024                              | 13                      | 77                                  | 1,116                              | 7,101                   | 277                                 | 1,224                              | 1                       | 3                                   | 278                                | 1,227                   | 1,380                               | 8,248                              | 14                      | 80                                  | 1,394                              | 8,328                   | 1,394                               | 80                                 | 1,394                   | 8,328          |  |
| UNC-Asheville                           | 1,122                               | 5,938                              | 102                     | 448                                 | 1,224                              | 6,386                   | 12                                  | 36                                 | 1                       | 3                                   | 13                                 | 39                      | 1,134                               | 5,974                              | 103                     | 451                                 | 1,237                              | 6,425                   | 1,237                               | 451                                | 1,237                   | 6,425          |  |
| UNC-Chapel Hill                         | 4,938                               | 33,443                             | 601                     | 3,714                               | 5,539                              | 37,157                  | 2,038                               | 12,147                             | 654                     | 2,191                               | 2,692                              | 14,338                  | 6,976                               | 45,590                             | 1,255                   | 5,905                               | 8,231                              | 51,495                  | 8,231                               | 5,905                              | 8,231                   | 51,495         |  |
| UNC-Charlotte                           | 6,323                               | 40,350                             | 432                     | 2,776                               | 6,755                              | 43,126                  | 1,160                               | 5,243                              | 52                      | 253                                 | 1,212                              | 5,496                   | 7,483                               | 45,593                             | 484                     | 3,029                               | 7,967                              | 48,622                  | 7,967                               | 3,029                              | 7,967                   | 48,622         |  |
| UNC-Greensboro                          | 3,329                               | 20,934                             | 224                     | 1,426                               | 3,553                              | 22,360                  | 1,330                               | 6,301                              | 104                     | 389                                 | 1,434                              | 6,690                   | 4,659                               | 27,235                             | 328                     | 1,815                               | 4,987                              | 29,050                  | 4,987                               | 1,815                              | 4,987                   | 29,050         |  |
| UNC-Wilmington                          | 3,655                               | 23,039                             | 212                     | 1,304                               | 3,867                              | 24,343                  | 161                                 | 765                                | 5                       | 29                                  | 166                                | 794                     | 3,816                               | 23,804                             | 217                     | 1,333                               | 4,033                              | 25,137                  | 4,033                               | 1,333                              | 4,033                   | 25,137         |  |
| Western Carolina                        | 1,573                               | 10,015                             | 154                     | 1,199                               | 1,727                              | 11,214                  | 541                                 | 2,294                              | 23                      | 107                                 | 564                                | 2,401                   | 2,114                               | 12,309                             | 177                     | 1,306                               | 2,291                              | 13,615                  | 2,291                               | 1,306                              | 2,291                   | 13,615         |  |
| Winston-Salem                           | 1,210                               | 5,137                              | 36                      | 162                                 | 1,246                              | 5,299                   | -                                   | -                                  | -                       | -                                   | -                                  | -                       | 1,210                               | 5,137                              | 36                      | 162                                 | 1,246                              | 5,299                   | 1,246                               | 162                                | 1,246                   | 5,299          |  |
| <b>UNC TOTAL</b>                        | <b>49,942</b>                       | <b>315,850</b>                     | <b>4,080</b>            | <b>24,373</b>                       | <b>54,022</b>                      | <b>340,223</b>          | <b>9,976</b>                        | <b>50,512</b>                      | <b>1,298</b>            | <b>4,806</b>                        | <b>11,274</b>                      | <b>55,318</b>           | <b>59,918</b>                       | <b>366,362</b>                     | <b>5,378</b>            | <b>29,179</b>                       | <b>65,296</b>                      | <b>395,541</b>          | <b>65,296</b>                       | <b>29,179</b>                      | <b>65,296</b>           | <b>395,541</b> |  |
| <b>PRIVATE INSTITUTIONS</b>             |                                     |                                    |                         |                                     |                                    |                         |                                     |                                    |                         |                                     |                                    |                         |                                     |                                    |                         |                                     |                                    |                         |                                     |                                    |                         |                |  |
| <b>SENIOR COLLEGES AND UNIVERSITIES</b> |                                     |                                    |                         |                                     |                                    |                         |                                     |                                    |                         |                                     |                                    |                         |                                     |                                    |                         |                                     |                                    |                         |                                     |                                    |                         |                |  |
| Barber-Scotia                           | 81                                  | 528                                | 52                      | 358                                 | 133                                | 886                     | -                                   | -                                  | -                       | -                                   | -                                  | -                       | 81                                  | 528                                | 52                      | 358                                 | 133                                | 886                     | 133                                 | 358                                | 133                     | 886            |  |
| Barton                                  | 859                                 | 4,912                              | 70                      | 486                                 | 929                                | 5,398                   | -                                   | -                                  | -                       | -                                   | -                                  | -                       | 859                                 | 4,912                              | 70                      | 486                                 | 929                                | 5,398                   | 929                                 | 486                                | 929                     | 5,398          |  |
| Belmont Abbey                           | 128                                 | 635                                | 35                      | 157                                 | 163                                | 792                     | -                                   | -                                  | -                       | -                                   | -                                  | -                       | 128                                 | 635                                | 35                      | 157                                 | 163                                | 792                     | 163                                 | 157                                | 163                     | 792            |  |
| Campbell                                | 537                                 | 3,996                              | 63                      | 458                                 | 600                                | 4,454                   | 412                                 | 1,839                              | 45                      | 252                                 | 457                                | 2,091                   | 949                                 | 5,835                              | 108                     | 710                                 | 1,057                              | 6,545                   | 1,057                               | 710                                | 1,057                   | 6,545          |  |
| Catawba                                 | 101                                 | 564                                | 37                      | 222                                 | 138                                | 786                     | 4                                   | 15                                 | 0                       | 0                                   | 4                                  | 15                      | 105                                 | 579                                | 37                      | 222                                 | 142                                | 801                     | 142                                 | 222                                | 142                     | 801            |  |
| Chowan                                  | 24                                  | 120                                | 26                      | 130                                 | 50                                 | 250                     | -                                   | -                                  | -                       | -                                   | -                                  | -                       | 24                                  | 120                                | 26                      | 130                                 | 50                                 | 250                     | 50                                  | 130                                | 50                      | 250            |  |
| Davidson                                | 26                                  | 164                                | 76                      | 408                                 | 102                                | 572                     | -                                   | -                                  | -                       | -                                   | -                                  | -                       | 26                                  | 164                                | 76                      | 408                                 | 102                                | 572                     | 102                                 | 408                                | 102                     | 572            |  |
| Duke                                    | 202                                 | 1,043                              | 1,216                   | 6,504                               | 1,418                              | 7,547                   | 796                                 | 3,871                              | 1,198                   | 5,578                               | 1,994                              | 9,449                   | 998                                 | 4,914                              | 2,414                   | 12,082                              | 3,412                              | 16,996                  | 3,412                               | 12,082                             | 3,412                   | 16,996         |  |
| Elon                                    | 375                                 | 2,332                              | 342                     | 2,433                               | 717                                | 4,765                   | 103                                 | 491                                | 5                       | 15                                  | 108                                | 506                     | 478                                 | 2,823                              | 347                     | 2,448                               | 825                                | 5,271                   | 825                                 | 2,448                              | 825                     | 5,271          |  |
| Gardner-Webb                            | 731                                 | 4,498                              | 98                      | 574                                 | 829                                | 5,072                   | 97                                  | 462                                | 14                      | 66                                  | 111                                | 526                     | 828                                 | 4,960                              | 112                     | 640                                 | 940                                | 5,600                   | 940                                 | 640                                | 940                     | 5,600          |  |
| Greensboro                              | 343                                 | 1,935                              | 55                      | 323                                 | 398                                | 2,258                   | -                                   | -                                  | -                       | -                                   | -                                  | -                       | 343                                 | 1,935                              | 55                      | 323                                 | 398                                | 2,258                   | 398                                 | 323                                | 398                     | 2,258          |  |
| Guilford                                | 418                                 | 2,660                              | 164                     | 1,093                               | 582                                | 3,753                   | -                                   | -                                  | -                       | -                                   | -                                  | -                       | 418                                 | 2,660                              | 164                     | 1,093                               | 582                                | 3,753                   | 582                                 | 1,093                              | 582                     | 3,753          |  |
| High Point                              | 951                                 | 5,681                              | 196                     | 1,420                               | 1,147                              | 7,101                   | -                                   | -                                  | -                       | -                                   | -                                  | -                       | 951                                 | 5,681                              | 196                     | 1,420                               | 1,147                              | 7,101                   | 1,147                               | 1,420                              | 1,147                   | 7,101          |  |
| Johnson C. Smith                        | 78                                  | 350                                | 118                     | 612                                 | 196                                | 962                     | -                                   | -                                  | -                       | -                                   | -                                  | -                       | 78                                  | 350                                | 118                     | 612                                 | 196                                | 962                     | 196                                 | 612                                | 196                     | 962            |  |
| Lees-McRae                              | 133                                 | 675                                | 66                      | 321                                 | 199                                | 996                     | -                                   | -                                  | -                       | -                                   | -                                  | -                       | 133                                 | 675                                | 66                      | 321                                 | 199                                | 996                     | 199                                 | 321                                | 199                     | 996            |  |
| Lenoir-Rhyne                            | 505                                 | 3,088                              | 102                     | 724                                 | 607                                | 3,812                   | 102                                 | 527                                | 6                       | 24                                  | 108                                | 551                     | 607                                 | 3,615                              | 108                     | 748                                 | 715                                | 4,363                   | 715                                 | 748                                | 715                     | 4,363          |  |
| Mars Hill                               | 305                                 | 1,869                              | 93                      | 820                                 | 398                                | 2,689                   | -                                   | -                                  | -                       | -                                   | -                                  | -                       | 305                                 | 1,869                              | 93                      | 820                                 | 398                                | 2,689                   | 398                                 | 820                                | 398                     | 2,689          |  |
| Meredith                                | 525                                 | 2,983                              | 71                      | 486                                 | 596                                | 3,469                   | -                                   | -                                  | -                       | -                                   | -                                  | -                       | 525                                 | 2,983                              | 71                      | 486                                 | 596                                | 3,469                   | 596                                 | 486                                | 596                     | 3,469          |  |
| Methodist                               | 499                                 | 2,994                              | 122                     | 653                                 | 621                                | 3,647                   | 127                                 | 552                                | 1                       | 2                                   | 128                                | 554                     | 499                                 | 2,994                              | 122                     | 653                                 | 621                                | 3,647                   | 621                                 | 653                                | 621                     | 3,647          |  |
| Montreat-Anderson                       | 59                                  | 247                                | 31                      | 132                                 | 90                                 | 379                     | -                                   | -                                  | -                       | -                                   | -                                  | -                       | 59                                  | 247                                | 31                      | 132                                 | 90                                 | 379                     | 90                                  | 132                                | 90                      | 379            |  |
| Mount Olive                             | 133                                 | 600                                | 133                     | 624                                 | 136                                | 624                     | -                                   | -                                  | -                       | -                                   | -                                  | -                       | 133                                 | 600                                | 133                     | 624                                 | 136                                | 624                     | 136                                 | 624                                | 136                     | 624            |  |

**Table 26. Summer School Unduplicated Headcount Enrollment and Credit Hours Registered in North Carolina Colleges and Universities, 1992 (Cont.)**

| Institution                                     | Undergraduate          |                         |                        |                         |                        |                         | Post-Baccalaureate     |                         |                        |                         |                        |                         | All Students           |                         |                        |                         |                        |                         |
|---|------------------------|-------------------------|------------------------|-------------------------|------------------------|-------------------------|------------------------|-------------------------|------------------------|-------------------------|------------------------|-------------------------|------------------------|-------------------------|------------------------|-------------------------|------------------------|-------------------------|
|   | In-State               |                         | Out-of-State           |                         | Total                  |                         | In-State               |                         | Out-of-State           |                         | Total                  |                         | In-State               |                         | Out-of-State           |                         | Total                  |                         |
|   | Unduplicated Headcount | Credit Hours Registered | Unduplicated Headcount | Credit Hours Registered | Unduplicated Headcount | Credit Hours Registered | Unduplicated Headcount | Credit Hours Registered | Unduplicated Headcount | Credit Hours Registered | Unduplicated Headcount | Credit Hours Registered | Unduplicated Headcount | Credit Hours Registered | Unduplicated Headcount | Credit Hours Registered | Unduplicated Headcount | Credit Hours Registered |
| <b>SENIOR COLLEGES AND UNIVERSITIES (Cont.)</b> |                        |                         |                        |                         |                        |                         |                        |                         |                        |                         |                        |                         |                        |                         |                        |                         |                        |                         |
| N.C. Wesleyan                                   | 254                    | 1,328                   | 16                     | 89                      | 270                    | 1,417                   | -                      | -                       | -                      | -                       | -                      | -                       | 254                    | 1,328                   | 16                     | 89                      | 270                    | 1,417                   |
| Pfeiffer  | 172                    | 1,017                   | 30                     | 162                     | 202                    | 1,179                   | 79                     | 363                     | 2                      | 12                      | 81                     | 375                     | 251                    | 1,380                   | 32                     | 174                     | 283                    | 1,554                   |
| Queens  | 513                    | 2,449                   | 96                     | 447                     | 609                    | 2,896                   | 217                    | 988                     | 2                      | 9                       | 219                    | 997                     | 730                    | 3,437                   | 98                     | 456                     | 828                    | 3,893                   |
| St. Andrews                                     | 43                     | 195                     | 21                     | 89                      | 64                     | 284                     | -                      | -                       | -                      | -                       | -                      | -                       | 43                     | 195                     | 21                     | 89                      | 64                     | 284                     |
| St. Augustine's                                 | 134                    | 844                     | 108                    | 750                     | 242                    | 1,594                   | -                      | -                       | -                      | -                       | -                      | -                       | 134                    | 844                     | 108                    | 750                     | 242                    | 1,594                   |
| Salem   | 129                    | 754                     | 11                     | 96                      | 140                    | 850                     | 72                     | 319                     | 1                      | 7                       | 73                     | 326                     | 201                    | 1,073                   | 12                     | 103                     | 213                    | 1,176                   |
| Shaw  | 288                    | 1,943                   | 85                     | 614                     | 373                    | 2,557                   | -                      | -                       | -                      | -                       | -                      | -                       | 288                    | 1,943                   | 85                     | 614                     | 373                    | 2,557                   |
| Wake Forest                                     | 431                    | 2,283                   | 541                    | 2,908                   | 972                    | 5,191                   | 401                    | 1,179                   | 165                    | 522                     | 566                    | 1,701                   | 832                    | 3,462                   | 706                    | 3,430                   | 1,538                  | 6,892                   |
| Warren Wilson                                   | 2                      | 14                      | 3                      | 24                      | 5                      | 38                      | -                      | -                       | -                      | -                       | -                      | -                       | 2                      | 14                      | 3                      | 24                      | 5                      | 38                      |
| Wingate   | 228                    | 1,290                   | 39                     | 232                     | 267                    | 1,522                   | 38                     | 133                     | 8                      | 27                      | 46                     | 160                     | 266                    | 1,423                   | 47                     | 259                     | 313                    | 1,682                   |
| Senior Colleges and Universities Total          | 9,207                  | 53,991                  | 3,986                  | 23,749                  | 13,193                 | 77,740                  | 2,448                  | 10,739                  | 1,447                  | 6,514                   | 3,895                  | 17,253                  | 11,655                 | 64,730                  | 5,433                  | 30,263                  | 17,088                 | 94,993                  |
| <b>JUNIOR COLLEGES</b>                          |                        |                         |                        |                         |                        |                         |                        |                         |                        |                         |                        |                         |                        |                         |                        |                         |                        |                         |
| Brevard   | 33                     | 162                     | 51                     | 273                     | 84                     | 435                     | -                      | -                       | -                      | -                       | -                      | -                       | 33                     | 162                     | 51                     | 273                     | 84                     | 435                     |
| Saint Mary's                                    | 32                     | 147                     | 12                     | 60                      | 44                     | 207                     | -                      | -                       | -                      | -                       | -                      | -                       | 32                     | 147                     | 12                     | 60                      | 44                     | 207                     |
| Jr. Colleges Total                              | 65                     | 309                     | 63                     | 333                     | 128                    | 642                     | -                      | -                       | -                      | -                       | -                      | -                       | 65                     | 309                     | 63                     | 333                     | 128                    | 642                     |
| Private Senior and Junior Total                 | 9,272                  | 54,300                  | 4,049                  | 24,082                  | 13,321                 | 78,382                  | 2,448                  | 10,739                  | 1,447                  | 6,514                   | 3,895                  | 17,253                  | 11,720                 | 65,039                  | 5,496                  | 30,596                  | 17,216                 | 95,635                  |
| <b>THEOLOGICAL SEMINARY</b>                     |                        |                         |                        |                         |                        |                         |                        |                         |                        |                         |                        |                         |                        |                         |                        |                         |                        |                         |
| Southeastern                                    | 4                      | 12                      | 13                     | 55                      | 17                     | 67                      | 71                     | 366                     | 143                    | 771                     | 214                    | 1,137                   | 75                     | 378                     | 156                    | 826                     | 231                    | 1,204                   |
| <b>BIBLE COLLEGES</b>                           |                        |                         |                        |                         |                        |                         |                        |                         |                        |                         |                        |                         |                        |                         |                        |                         |                        |                         |
| East Coast                                      | 4                      | 22                      | 2                      | 8                       | 6                      | 30                      | -                      | -                       | -                      | -                       | -                      | -                       | 4                      | 22                      | 2                      | 8                       | 6                      | 30                      |
| Heritage  | 16                     | 10                      | 0                      | 0                       | 16                     | 10                      | -                      | -                       | -                      | -                       | -                      | -                       | 16                     | 10                      | 0                      | 0                       | 16                     | 10                      |
| John Wesley                                     | 19                     | 75                      | 0                      | 0                       | 19                     | 75                      | -                      | -                       | -                      | -                       | -                      | -                       | 19                     | 75                      | 0                      | 0                       | 19                     | 75                      |
| Piedmont  | 48                     | 334                     | 31                     | 383                     | 79                     | 717                     | -                      | -                       | -                      | -                       | -                      | -                       | 48                     | 334                     | 31                     | 383                     | 79                     | 717                     |
| Winston-Salem                                   | 7                      | 27                      | 0                      | 0                       | 7                      | 27                      | -                      | -                       | -                      | -                       | -                      | -                       | 7                      | 27                      | 0                      | 0                       | 7                      | 27                      |
| Bible Colleges Total                            | 94                     | 468                     | 33                     | 391                     | 127                    | 859                     | -                      | -                       | -                      | -                       | -                      | -                       | 94                     | 468                     | 33                     | 391                     | 127                    | 859                     |
| PRIVATE TOTAL                                   | 9,370                  | 54,780                  | 4,095                  | 24,528                  | 13,465                 | 79,308                  | 2,519                  | 11,105                  | 1,590                  | 7,285                   | 4,109                  | 18,390                  | 11,889                 | 65,885                  | 5,685                  | 31,813                  | 17,574                 | 97,698                  |
| GRAND TOTAL                                     | 59,312                 | 370,630                 | 8,175                  | 48,901                  | 67,487                 | 419,531                 | 12,495                 | 61,617                  | 2,888                  | 12,091                  | 15,383                 | 73,708                  | 71,807                 | 432,247                 | 11,063                 | 60,992                  | 82,870                 | 493,239                 |

NOTE: Does not include institutions who conducted no summer sessions.

TABLE 27. HEADCOUNT AND PERCENT OF FOREIGN RESIDENT CREDIT HEADCOUNT ENROLLMENT IN NORTH CAROLINA COLLEGES AND UNIVERSITIES BY INSTITUTION AND LEVEL OF INSTRUCTION, FALL 1992

| INSTITUTION                               | UNDERGRADUATE |            |                  | FIRST PROFESSIONAL |          |                  | GRADUATE     |            |                  | ALL STUDENTS |              |                  |              |             |
|---|---------------|------------|------------------|--------------------|----------|------------------|--------------|------------|------------------|--------------|--------------|------------------|--------------|-------------|
|   | Men           | Women      | Percent of Total | Men                | Women    | Percent of Total | Men          | Women      | Percent of Total | Men          | Women        | Percent of Total |              |             |
| <b>PUBLIC INSTITUTIONS</b>                |               |            |                  |                    |          |                  |              |            |                  |              |              |                  |              |             |
| <b>UNIVERSITY OF NORTH CAROLINA</b>       |               |            |                  |                    |          |                  |              |            |                  |              |              |                  |              |             |
| Appalachian                               | 25            | 24         | 2.0%             | -                  | -        | -                | 12           | 3          | 15               | 0.5%         | 27           | 64               | 1.2%         |             |
| East Carolina                             | 27            | 21         | 1.9              | -                  | -        | -                | 31           | 22         | 53               | 1.8          | 58           | 101              | 1.9          |             |
| Elizabeth City                            | 7             | 5          | 0.5              | -                  | -        | -                | 7            | -          | -                | -            | 7            | 12               | 0.2          |             |
| Fayetteville                              | 2             | 1          | 0.1              | -                  | -        | -                | 2            | -          | 2                | 0.1          | 4            | 5                | 0.1          |             |
| N.C. A and T                              | 17            | 6          | 0.9              | -                  | -        | -                | 85           | 12         | 97               | 3.4          | 102          | 120              | 2.2          |             |
| N.C. Central                              | 14            | 14         | 1.1              | -                  | -        | -                | 13           | 15         | 28               | 1.0          | 27           | 56               | 1.0          |             |
| N.C. School of the Arts                   | -             | -          | -                | -                  | -        | -                | -            | -          | -                | -            | -            | -                | -            |             |
| COLLEGE (HIGH SCHOOL) <sup>2</sup>        | 8             | 19         | 1.1              | -                  | -        | -                | 1            | -          | 1                | -            | 9            | 28               | 0.5          |             |
| N.C. State                                | (3)           | (10)       | (-)              | (-)                | (-)      | (-)              | (3)          | (-)        | (-)              | (-)          | (3)          | (10)             | (-)          |             |
| Pembroke                                  | 187           | 96         | 11.4             | -                  | -        | -                | 706          | 211        | 917              | 31.8         | 893          | 308              | 22.0         |             |
| UNC-Asheville                             | 9             | 4          | 0.5              | -                  | -        | -                | 3            | 3          | 6                | 0.2          | 12           | 7                | 0.3          |             |
| UNC-Chapel Hill                           | 10            | 9          | 0.8              | -                  | -        | -                | 10           | -          | -                | -            | 10           | 9                | 0.3          |             |
| UNC-Charlotte                             | 69            | 59         | 5.2              | 1                  | 4        | 5                | 440          | 300        | 740              | 25.7         | 510          | 363              | 16.0         |             |
| UNC-Greensboro                            | 206           | 100        | 12.4             | -                  | -        | -                | 163          | 57         | 220              | 7.6          | 369          | 157              | 9.6          |             |
| UNC-Wilmington                            | 55            | 60         | 4.6              | -                  | -        | -                | 28           | 26         | 54               | 1.9          | 83           | 86               | 3.1          |             |
| Western Carolina                          | 20            | 7          | 1.1              | -                  | -        | -                | 9            | 1          | 10               | 0.3          | 29           | 8                | 0.7          |             |
| Winston-Salem                             | 18            | 13         | 1.3              | -                  | -        | -                | 40           | 17         | 57               | 2.0          | 58           | 30               | 1.6          |             |
|   | 2             | 1          | 0.1              | -                  | -        | -                | -            | -          | -                | -            | 2            | 1                | 0.1          |             |
| <b>UNC TOTAL</b>                          | <b>676</b>    | <b>439</b> | <b>45.0</b>      | <b>1</b>           | <b>5</b> | <b>6</b>         | <b>1,533</b> | <b>667</b> | <b>2,200</b>     | <b>76.3</b>  | <b>2,210</b> | <b>1,111</b>     | <b>3,321</b> | <b>60.8</b> |
| <b>PRIVATE INSTITUTIONS</b>               |               |            |                  |                    |          |                  |              |            |                  |              |              |                  |              |             |
| <b>SENIOR COLLEGES &amp; UNIVERSITIES</b> |               |            |                  |                    |          |                  |              |            |                  |              |              |                  |              |             |
| Barber-Scotia                             | 4             | -          | 0.2              | -                  | -        | -                | -            | -          | -                | -            | -            | 4                | 0.1          |             |
| Barton                                    | 14            | 6          | 0.8              | -                  | -        | -                | -            | -          | -                | -            | 14           | 20               | 0.4          |             |
| Belmont Abbey                             | 25            | 16         | 1.7              | -                  | -        | -                | -            | -          | -                | -            | 25           | 16               | 0.8          |             |
| Bennett                                   | -             | 23         | 0.9              | -                  | -        | -                | -            | -          | -                | -            | 23           | 23               | 0.4          |             |
| Campbell                                  | 17            | 18         | 1.4              | 2                  | -        | 2                | 4            | 4          | 8                | 0.3          | 23           | 22               | 0.8          |             |
| Catawba                                   | 5             | 2          | 0.3              | -                  | -        | -                | -            | -          | -                | -            | 5            | 2                | 0.1          |             |
| Chowan                                    | 22            | 12         | 1.4              | -                  | -        | -                | -            | -          | -                | -            | 22           | 12               | 0.6          |             |
| Davidson                                  | 29            | 35         | 2.6              | -                  | -        | -                | -            | -          | -                | -            | 29           | 35               | 0.6          |             |
| Duke                                      | 162           | 118        | 11.3             | 45                 | 20       | 65               | 407          | 155        | 562              | 19.5         | 614          | 293              | 16.6         |             |
| Elon                                      | 26            | 24         | 2.0              | -                  | -        | -                | 6            | 4          | 10               | 0.4          | 32           | 28               | 1.1          |             |
| Gardner-Webb                              | 30            | 5          | 1.4              | -                  | -        | -                | -            | -          | -                | -            | 30           | 5                | 0.6          |             |
| Greensboro                                | 4             | 1          | 0.2              | -                  | -        | -                | -            | -          | -                | -            | 4            | 1                | 0.1          |             |
| Guilford                                  | 34            | 33         | 2.7              | -                  | -        | -                | -            | -          | -                | -            | 34           | 33               | 1.2          |             |
| High Point                                | 18            | 8          | 1.1              | -                  | -        | -                | -            | -          | -                | -            | 18           | 8                | 0.5          |             |
| Johnson C. Smith                          | 1             | 6          | 0.3              | -                  | -        | -                | -            | -          | -                | -            | 1            | 6                | 0.1          |             |
| Lees-McRae                                | 4             | 4          | 0.3              | -                  | -        | -                | -            | -          | -                | -            | 4            | 4                | 0.2          |             |
| Lenoir-Rhyne                              | 16            | 5          | 0.8              | -                  | -        | -                | -            | -          | -                | -            | 16           | 5                | 0.4          |             |
| Livingstone                               | 5             | 2          | 0.3              | -                  | -        | -                | -            | -          | -                | -            | 5            | 2                | 0.1          |             |
| Mars Hill                                 | 17            | 15         | 1.3              | -                  | -        | -                | -            | -          | -                | -            | 17           | 15               | 0.6          |             |
| Meredith                                  | -             | 46         | 1.9              | -                  | -        | -                | -            | 11         | 11               | 0.4          | -            | 57               | 1.0          |             |
| Methodist                                 | 18            | 21         | 1.6              | -                  | -        | -                | -            | -          | -                | -            | 18           | 21               | 0.7          |             |

TABLE 27. (Cont.) HEADCOUNT AND PERCENT OF FOREIGN RESIDENT CREDIT HEADCOUNT ENROLLMENT IN NORTH CAROLINA COLLEGES AND UNIVERSITIES BY INSTITUTION AND LEVEL OF INSTRUCTION, FALL 1992

| INSTITUTION                                       | UNDERGRADUATE |              |                  | FIRST PROFESSIONAL |           |                  | GRADUATE     |            |                  | ALL STUDENTS |              |                  |
|---|---------------|--------------|------------------|--------------------|-----------|------------------|--------------|------------|------------------|--------------|--------------|------------------|
|   | Men           | Women        | Percent of Total | Men                | Women     | Percent of Total | Men          | Women      | Percent of Total | Men          | Women        | Percent of Total |
| <b>SENIOR COLLEGES &amp; UNIVERSITIES (CONT.)</b> |               |              |                  |                    |           |                  |              |            |                  |              |              |                  |
| Montreat-Anderson                                 | 4             | 2            | 0.2%             | -                  | -         | -                | -            | -          | -                | 4            | 2            | 0.1%             |
| Mount Olive                                       | 2             | 2            | 0.1              | -                  | -         | -                | -            | -          | -                | 2            | 2            | 0.1              |
| M.C. Wesleyan                                     | 2             | 4            | 0.2              | -                  | -         | -                | -            | -          | -                | 2            | 4            | 0.3              |
| Pfeiffer  | 7             | 4            | 0.4              | -                  | -         | -                | 1            | 2          | 0.1              | 8            | 6            | 0.9              |
| Queens  | 17            | 24           | 1.7              | -                  | -         | -                | 5            | 2          | 0.2              | 22           | 26           | 0.8              |
| St. Andrews                                       | 30            | 13           | 1.7              | -                  | -         | -                | -            | -          | -                | 30           | 13           | 0.8              |
| St. Augustine's                                   | 95            | 81           | 7.1              | -                  | -         | -                | -            | -          | -                | 95           | 81           | 3.2              |
| Salem   | -             | 6            | 0.2              | -                  | -         | -                | -            | -          | -                | -            | 6            | 0.1              |
| Shaw  | 33            | 7            | 1.6              | -                  | -         | -                | -            | -          | -                | 33           | 7            | 0.7              |
| Wake Forest                                       | 33            | 23           | 2.3              | 7                  | 2         | 8.7              | 60           | 18         | 2.7              | 100          | 43           | 2.6              |
| Warren Wilson                                     | 18            | 20           | 1.5              | -                  | -         | -                | -            | 1          | -                | 18           | 21           | 0.7              |
| Wingate   | 10            | 5            | 0.6              | -                  | -         | -                | 1            | -          | -                | 11           | 5            | 0.3              |
| <b>SR COLL. &amp; UNIV. TOTAL</b>                 | <b>702</b>    | <b>587</b>   | <b>52.1</b>      | <b>54</b>          | <b>22</b> | <b>73.1</b>      | <b>484</b>   | <b>197</b> | <b>23.6</b>      | <b>1,240</b> | <b>806</b>   | <b>37.4</b>      |
| <b>JUNIOR COLLEGES</b>                            |               |              |                  |                    |           |                  |              |            |                  |              |              |                  |
| Brevard   | 15            | 28           | 1.7              | -                  | -         | -                | -            | -          | -                | 15           | 28           | 0.8              |
| Louisburg   | 2             | -            | 0.1              | -                  | -         | -                | -            | -          | -                | 2            | -            | -                |
| Peace   | -             | 8            | 0.3              | -                  | -         | -                | -            | -          | -                | -            | 8            | 0.2              |
| Saint Mary's                                      | -             | 17           | 0.7              | -                  | -         | -                | -            | -          | -                | -            | 17           | 0.3              |
| <b>JUNIOR COLLEGES TOTAL</b>                      | <b>17</b>     | <b>53</b>    | <b>2.8</b>       | <b>-</b>           | <b>-</b>  | <b>-</b>         | <b>-</b>     | <b>-</b>   | <b>-</b>         | <b>17</b>    | <b>53</b>    | <b>1.3</b>       |
| <b>PRIVATE SR. &amp; JR. TOTAL</b>                | <b>719</b>    | <b>640</b>   | <b>54.9</b>      | <b>54</b>          | <b>22</b> | <b>73.1</b>      | <b>484</b>   | <b>197</b> | <b>23.6</b>      | <b>1,257</b> | <b>859</b>   | <b>38.7</b>      |
| <b>THEOLOGICAL SEMINARY</b>                       |               |              |                  |                    |           |                  |              |            |                  |              |              |                  |
| Southeastern Seminary                             | -             | -            | -                | 18                 | 4         | 21.2             | 3            | 1          | 0.1              | 21           | 5            | 0.5              |
| <b>BIBLE COLLEGES</b>                             |               |              |                  |                    |           |                  |              |            |                  |              |              |                  |
| East Coast  | -             | -            | -                | -                  | -         | -                | -            | -          | -                | -            | -            | -                |
| Heritage  | -             | -            | -                | -                  | -         | -                | -            | -          | -                | -            | -            | -                |
| John Wesley                                       | -             | -            | -                | -                  | -         | -                | -            | -          | -                | -            | -            | -                |
| Piedmont  | 1             | 1            | -                | -                  | -         | -                | -            | -          | -                | 1            | 1            | -                |
| Roanoke   | 1             | 1            | -                | -                  | -         | -                | -            | -          | -                | 1            | 1            | -                |
| Winston-Salem                                     | 1             | 1            | -                | -                  | -         | -                | -            | -          | -                | 1            | 1            | -                |
| <b>BIBLE COLLEGES TOTAL</b>                       | <b>3</b>      | <b>3</b>     | <b>0.1</b>       | <b>-</b>           | <b>-</b>  | <b>-</b>         | <b>-</b>     | <b>-</b>   | <b>-</b>         | <b>3</b>     | <b>3</b>     | <b>-</b>         |
| <b>PRIVATE TOTAL</b>                              | <b>722</b>    | <b>640</b>   | <b>55.0</b>      | <b>72</b>          | <b>26</b> | <b>94.2</b>      | <b>487</b>   | <b>198</b> | <b>23.7</b>      | <b>1,281</b> | <b>864</b>   | <b>39.2</b>      |
| <b>GRAND TOTAL</b>                                | <b>1,398</b>  | <b>1,079</b> | <b>100.0</b>     | <b>73</b>          | <b>31</b> | <b>100.0</b>     | <b>2,020</b> | <b>865</b> | <b>100.0</b>     | <b>3,491</b> | <b>1,975</b> | <b>100.0</b>     |

1 Does not include 83 college transfer students in community colleges.  
 2 High school figures not included in totals.  
 NOTE: Percentage less than 0.05 is designated by a dash.

Table 28. Racial Composition of Resident Credit Headcount Enrollment in North Carolina Colleges and Universities, Fall 1992

| Institution   | Black  |        |                  | White |        |                  | American Indian |       |                  | Other Races |       |                  |       |       |       |      |  |
|---|--------|--------|------------------|-------|--------|------------------|-----------------|-------|------------------|-------------|-------|------------------|-------|-------|-------|------|--|
|   | Men    | Women  | Total % of Total | Men   | Women  | Total % of Total | Men             | Women | Total % of Total | Men         | Women | Total % of Total |       |       |       |      |  |
|   |        |        |                  |       |        |                  |                 |       |                  |             |       |                  |       |       |       |      |  |
| <b>PUBLIC INSTITUTIONS</b>                                  |        |        |                  |       |        |                  |                 |       |                  |             |       |                  |       |       |       |      |  |
| <b>University of North Carolina</b>                         |        |        |                  |       |        |                  |                 |       |                  |             |       |                  |       |       |       |      |  |
| Appalachian   | 227    | 235    | 462              | 4.0%  | 5,239  | 5,731            | 10,970          | 94.1% | 14               | 17          | 31    | 0.3%             | 105   | 82    | 187   | 1.6% |  |
| East Carolina   | 550    | 1,051  | 1,601            | 9.0%  | 6,921  | 8,689            | 15,610          | 87.9% | 37               | 44          | 81    | 0.5%             | 239   | 226   | 465   | 2.8% |  |
| Elizabeth City  | 614    | 875    | 1,489            | 73.8% | 160    | 335              | 495             | 24.5% | 2                | 2           | 4     | 0.2%             | 16    | 15    | 31    | 1.5% |  |
| Fayetteville  | 823    | 1,621  | 2,444            | 62.6% | 427    | 847              | 1,274           | 32.6% | 16               | 33          | 49    | 1.3%             | 47    | 88    | 135   | 3.5% |  |
| N.C. A and T  | 3,093  | 3,423  | 6,516            | 86.0% | 510    | 360              | 870             | 11.5% | 8                | 11          | 19    | 0.2%             | 137   | 38    | 175   | 2.3% |  |
| N.C. Central  | 1,806  | 2,941  | 4,747            | 83.8% | 316    | 490              | 806             | 14.2% | 7                | 15          | 22    | 0.4%             | 42    | 50    | 92    | 1.6% |  |
| N.C. School of the Arts                                     | 18     | 12     | 30               | 5.9%  | 224    | 208              | 432             | 84.7% | 1                | 2           | 3     | 0.6%             | 21    | 24    | 45    | 8.8% |  |
| N.C. State  | 1,182  | 1,279  | 2,461            | 9.1%  | 13,658 | 8,601            | 22,259          | 82.0% | 79               | 42          | 121   | 0.4%             | 1,596 | 719   | 2,315 | 8.5% |  |
| Pembroke  | 123    | 213    | 336              | 11.0% | 854    | 1,073            | 1,927           | 63.4% | 242              | 479         | 721   | 23.7%            | 33    | 24    | 57    | 1.9% |  |
| UNC-Asheville   | 41     | 72     | 113              | 3.5%  | 1,360  | 1,670            | 3,030           | 93.5% | 6                | 6           | 12    | 0.4%             | 43    | 42    | 85    | 2.6% |  |
| UNC-Chapel Hill   | 681    | 1,364  | 2,045            | 8.7%  | 8,345  | 11,200           | 19,545          | 82.7% | 64               | 78          | 142   | 0.6%             | 936   | 959   | 1,895 | 8.0% |  |
| UNC-Charlotte   | 652    | 1,149  | 1,801            | 11.7% | 6,126  | 6,263            | 12,389          | 80.7% | 56               | 54          | 110   | 0.7%             | 679   | 384   | 1,063 | 6.9% |  |
| UNC-Greensboro  | 293    | 1,059  | 1,352            | 11.1% | 3,713  | 6,581            | 10,294          | 84.5% | 16               | 30          | 46    | 0.4%             | 211   | 274   | 485   | 4.0% |  |
| UNC-Wilmington  | 139    | 330    | 469              | 5.9%  | 3,075  | 4,164            | 7,239           | 91.7% | 9                | 15          | 24    | 0.3%             | 83    | 83    | 166   | 2.1% |  |
| Western Carolina  | 121    | 92     | 213              | 3.2%  | 2,915  | 3,199            | 6,114           | 93.0% | 37               | 59          | 96    | 1.5%             | 88    | 65    | 153   | 2.3% |  |
| Winston-Salem   | 756    | 1,360  | 2,116            | 79.7% | 177    | 332              | 509             | 19.1% | 2                | 0           | 2     | 0.1%             | 18    | 10    | 28    | 1.1% |  |
| UNC Total   | 11,119 | 17,076 | 28,195           | 18.7% | 54,020 | 59,743           | 113,763         | 75.4% | 596              | 887         | 1,483 | 1.0%             | 4,294 | 3,083 | 7,377 | 4.9% |  |
| <b>Community Colleges* (with college transfer programs)</b> |        |        |                  |       |        |                  |                 |       |                  |             |       |                  |       |       |       |      |  |
| Asheville-Buncombe  | 73     | 109    | 182              | 4.5%  | 1,753  | 2,024            | 3,777           | 94.2% | 4                | 6           | 10    | 0.3%             | 25    | 16    | 41    | 1.0% |  |
| Beaufort County   | 107    | 179    | 286              | 22.2% | 392    | 603              | 995             | 77.3% | 1                | 1           | 2     | 0.2%             | 2     | 2     | 4     | 0.3% |  |
| Blue Ridge  | 10     | 37     | 47               | 3.1%  | 551    | 869              | 1,440           | 95.1% | 2                | 1           | 3     | 0.2%             | 11    | 13    | 24    | 1.6% |  |
| Caldwell  | 39     | 82     | 121              | 4.2%  | 940    | 1,770            | 2,710           | 95.0% | 2                | 2           | 4     | 0.1%             | 7     | 12    | 19    | 0.7% |  |
| Cape Fear   | 153    | 307    | 460              | 14.4% | 1,288  | 1,382            | 2,670           | 83.6% | 2                | 12          | 14    | 0.4%             | 20    | 32    | 52    | 1.6% |  |
| Carter**  | 56     | 102    | 158              | 9.8%  | 453    | 970              | 1,423           | 88.1% | 3                | 2           | 5     | 0.3%             | 10    | 19    | 29    | 1.8% |  |
| Catawba Valley  | 116    | 133    | 249              | 6.9%  | 1,361  | 1,921            | 3,282           | 90.8% | 4                | 4           | 8     | 0.2%             | 54    | 30    | 84    | 2.3% |  |
| Central Piedmont  | 1,093  | 1,975  | 3,068            | 18.3% | 5,823  | 7,154            | 12,977          | 77.4% | 39               | 32          | 71    | 0.4%             | 327   | 334   | 661   | 3.9% |  |
| Cleveland   | 121    | 194    | 315              | 18.2% | 559    | 842              | 1,401           | 81.2% | 0                | 1           | 1     | 0.1%             | 7     | 2     | 9     | 0.5% |  |
| Coastal Carolina  | 232    | 331    | 563              | 15.7% | 1,126  | 1,634            | 2,760           | 76.9% | 6                | 18          | 24    | 0.6%             | 118   | 125   | 243   | 6.8% |  |
| Col. of the Albemarle                                       | 105    | 275    | 380              | 18.8% | 566    | 1,077            | 1,633           | 80.1% | 1                | 0           | 1     | 0.1%             | 7     | 17    | 24    | 1.2% |  |
| Craven  | 177    | 362    | 539              | 22.2% | 748    | 1,026            | 1,774           | 73.1% | 13               | 6           | 19    | 0.8%             | 42    | 52    | 94    | 3.9% |  |
| Davidson County   | 75     | 149    | 224              | 9.5%  | 920    | 1,174            | 2,094           | 89.1% | 7                | 7           | 14    | 0.6%             | 10    | 9     | 19    | 0.8% |  |
| Durham  | 598    | 1,136  | 1,734            | 34.5% | 1,276  | 1,705            | 3,071           | 61.1% | 9                | 19          | 28    | 0.5%             | 91    | 103   | 194   | 3.9% |  |
| Edgecombe   | 228    | 773    | 1,001            | 49.8% | 324    | 672              | 996             | 49.5% | 1                | 5           | 6     | 0.3%             | 3     | 5     | 8     | 0.4% |  |
| Fayetteville  | 915    | 1,324  | 2,239            | 32.6% | 1,817  | 2,535            | 4,352           | 63.3% | 38               | 76          | 114   | 1.7%             | 67    | 98    | 165   | 2.4% |  |
| Forsyth   | 340    | 714    | 1,054            | 20.6% | 1,363  | 2,617            | 3,980           | 77.9% | 2                | 10          | 12    | 0.3%             | 17    | 45    | 62    | 1.2% |  |
| Gaston  | 118    | 255    | 373              | 9.1%  | 1,523  | 2,138            | 3,661           | 89.3% | 2                | 5           | 7     | 0.2%             | 21    | 37    | 58    | 1.4% |  |
| Guilford  | 578    | 895    | 1,473            | 20.8% | 2,658  | 2,765            | 5,423           | 76.4% | 18               | 25          | 43    | 0.6%             | 89    | 69    | 158   | 2.2% |  |
| Halifax   | 211    | 407    | 618              | 44.0% | 283    | 488              | 771             | 54.8% | 6                | 10          | 16    | 1.1%             | 0     | 1     | 1     | 0.1% |  |
| Isothermal  | 69     | 122    | 191              | 10.8% | 634    | 935              | 1,569           | 88.6% | 1                | 2           | 3     | 0.2%             | 6     | 2     | 8     | 0.4% |  |
| James Sprunt  | 115    | 217    | 332              | 32.3% | 219    | 469              | 688             | 66.8% | 0                | 0           | 0     | 0.0%             | 2     | 7     | 9     | 0.9% |  |
| Lenoir  | 282    | 479    | 761              | 33.8% | 641    | 826              | 1,467           | 65.2% | 4                | 3           | 7     | 0.3%             | 8     | 7     | 15    | 0.7% |  |
| Martin  | 95     | 225    | 320              | 38.1% | 170    | 344              | 514             | 61.1% | 1                | 2           | 3     | 0.4%             | 2     | 1     | 3     | 0.4% |  |
| Mitchell  | 60     | 136    | 196              | 12.9% | 527    | 790              | 1,317           | 86.3% | 1                | 1           | 2     | 0.1%             | 4     | 7     | 11    | 0.7% |  |
| Montgomery**  | 75     | 55     | 130              | 24.3% | 220    | 175              | 395             | 74.0% | 7                | 0           | 7     | 1.3%             | 1     | 1     | 2     | 0.4% |  |
| Nash  | 172    | 279    | 451              | 23.6% | 523    | 872              | 1,395           | 73.0% | 17               | 31          | 48    | 2.5%             | 7     | 9     | 16    | 0.9% |  |
| Pitt  | 308    | 731    | 1,039            | 23.1% | 1,447  | 1,938            | 3,385           | 75.2% | 4                | 12          | 16    | 0.4%             | 27    | 34    | 61    | 1.3% |  |
| Richmond  | 68     | 207    | 275              | 25.2% | 266    | 484              | 750             | 68.7% | 17               | 41          | 58    | 5.8%             | 5     | 4     | 9     | 0.8% |  |
| Rockingham  | 89     | 257    | 346              | 17.0% | 612    | 1,057            | 1,669           | 82.0% | 3                | 3           | 6     | 0.3%             | 6     | 9     | 15    | 0.7% |  |



Table 28. (Cont.) Racial Composition of Resident Credit Headcount Enrollment in North Carolina Colleges and Universities, Fall 1992

| Institution  | Black  |        |                  | White |         |                  | American Indian |       |                  | Other Races |       |                  |       |       |        |       |
|--|--------|--------|------------------|-------|---------|------------------|-----------------|-------|------------------|-------------|-------|------------------|-------|-------|--------|-------|
|  | Men    | Women  | Total % of Total | Men   | Women   | Total % of Total | Men             | Women | Total % of Total | Men         | Women | Total % of Total |       |       |        |       |
|  |        |        |                  |       |         |                  |                 |       |                  |             |       |                  |       |       |        |       |
| <b>Community Colleges (Cont.)</b>  |        |        |                  |       |         |                  |                 |       |                  |             |       |                  |       |       |        |       |
| Rowan-Cabarrus   | 107    | 263    | 370              | 10.6% | 1,079   | 1,983            | 3,062           | 87.6% | 8                | 8           | 16    | 0.5%             | 27    | 20    | 47     | 1.3%  |
| South Hills  | 129    | 376    | 505              | 21.3% | 690     | 1,096            | 1,776           | 75.0% | 23               | 38          | 61    | 2.6%             | 13    | 14    | 27     | 1.1%  |
| Southwestern   | 131    | 286    | 417              | 23.9% | 445     | 791              | 1,236           | 70.9% | 34               | 46          | 80    | 4.8%             | 6     | 5     | 11     | 0.6%  |
| Southwestern   | 5      | 11     | 16               | 1.1%  | 501     | 777              | 1,278           | 88.6% | 46               | 92          | 138   | 9.6%             | 6     | 4     | 10     | 0.7%  |
| Slany  | 46     | 101    | 147              | 10.2% | 482     | 800              | 1,282           | 88.4% | 3                | 9           | 12    | 0.8%             | 4     | 5     | 9      | 0.6%  |
| Surry  | 78     | 51     | 129              | 4.1%  | 1,157   | 1,839            | 2,996           | 94.7% | 3                | 6           | 9     | 0.3%             | 21    | 7     | 28     | 0.9%  |
| Tri-County   | 1      | 8      | 9                | 1.1%  | 272     | 549              | 821             | 97.7% | 3                | 5           | 8     | 1.0%             | 0     | 2     | 2      | 0.2%  |
| Vance-Granville  | 334    | 673    | 1,007            | 37.6% | 654     | 959              | 1,613           | 60.2% | 13               | 18          | 31    | 1.2%             | 18    | 10    | 28     | 1.0%  |
| Wake   | 449    | 729    | 1,178            | 17.2% | 2,509   | 2,862            | 5,371           | 78.3% | 7                | 11          | 18    | 0.3%             | 137   | 153   | 290    | 4.2%  |
| Wayne  | 225    | 506    | 731              | 27.0% | 867     | 1,054            | 1,921           | 70.8% | 3                | 5           | 8     | 0.3%             | 22    | 30    | 52     | 1.9%  |
| Western Piedmont   | 85     | 92     | 177              | 6.6%  | 964     | 1,480            | 2,444           | 91.6% | 2                | 2           | 4     | 0.2%             | 28    | 14    | 42     | 1.6%  |
| Wilkes   | 28     | 80     | 108              | 5.6%  | 693     | 1,123            | 1,816           | 93.4% | 1                | 1           | 2     | 0.1%             | 8     | 10    | 18     | 0.9%  |
| Comm. Colleges Total   | 8,296  | 15,623 | 23,919           | 18.9% | 41,276  | 58,679           | 99,955          | 78.4% | 361              | 578         | 939   | 0.7%             | 1,286 | 1,376 | 2,662  | 2.1%  |
| <b>Technical Community Colleges* (without college transfer programs)</b> |        |        |                  |       |         |                  |                 |       |                  |             |       |                  |       |       |        |       |
| Alamance   | 209    | 437    | 646              | 17.1% | 1,258   | 1,812            | 3,070           | 81.3% | 4                | 9           | 13    | 0.4%             | 22    | 24    | 46     | 1.2%  |
| Anson  | 111    | 163    | 274              | 34.5% | 167     | 336              | 503             | 63.4% | 2                | 2           | 4     | 0.5%             | 11    | 2     | 13     | 1.6%  |
| Bladen   | 68     | 155    | 223              | 34.4% | 161     | 246              | 407             | 62.8% | 2                | 12          | 14    | 2.2%             | 2     | 2     | 4      | 0.6%  |
| Brunswick  | 50     | 91     | 141              | 15.5% | 269     | 492              | 761             | 83.5% | 0                | 4           | 4     | 0.4%             | 4     | 1     | 5      | 0.6%  |
| Central Carolina   | 275    | 393    | 668              | 21.9% | 975     | 1,333            | 2,308           | 75.6% | 13               | 12          | 25    | 0.8%             | 29    | 24    | 53     | 1.7%  |
| Haywood  | 8      | 10     | 18               | 1.4%  | 598     | 630              | 1,228           | 97.4% | 9                | 0           | 9     | 0.7%             | 5     | 1     | 6      | 0.5%  |
| Johnston   | 357    | 270    | 627              | 21.8% | 953     | 1,235            | 2,188           | 76.3% | 10               | 12          | 22    | 0.8%             | 23    | 9     | 32     | 1.1%  |
| Mayland  | 28     | 6      | 34               | 3.8%  | 342     | 516              | 858             | 95.2% | 1                | 1           | 2     | 0.2%             | 0     | 7     | 7      | 0.8%  |
| McDowell   | 10     | 22     | 32               | 3.6%  | 303     | 549              | 852             | 96.0% | 0                | 0           | 0     | 0.1%             | 0     | 3     | 3      | 0.3%  |
| Pamlico  | 5      | 18     | 23               | 13.3% | 39      | 108              | 147             | 84.5% | 1                | 1           | 2     | 1.1%             | 2     | 0     | 2      | 1.1%  |
| Piedmont   | 200    | 255    | 455              | 37.3% | 316     | 436              | 752             | 61.7% | 4                | 2           | 6     | 0.5%             | 3     | 3     | 6      | 0.5%  |
| Randolph   | 38     | 33     | 71               | 4.6%  | 600     | 852              | 1,452           | 93.8% | 0                | 5           | 5     | 0.3%             | 12    | 8     | 20     | 1.3%  |
| Roanoke-Chowan   | 106    | 332    | 438              | 50.1% | 131     | 295              | 426             | 48.7% | 2                | 5           | 7     | 0.8%             | 4     | 0     | 4      | 0.4%  |
| Robeson  | 104    | 199    | 303              | 21.9% | 155     | 405              | 560             | 40.5% | 167              | 344         | 511   | 37.0%            | 2     | 6     | 8      | 0.6%  |
| Sampson  | 96     | 234    | 330              | 31.5% | 216     | 473              | 689             | 65.7% | 8                | 13          | 21    | 2.0%             | 3     | 6     | 9      | 0.8%  |
| Wilson   | 112    | 263    | 375              | 29.2% | 395     | 504              | 899             | 70.1% | 1                | 1           | 2     | 0.2%             | 4     | 2     | 6      | 0.5%  |
| Technical Community Colleges Total                                       | 1,777  | 2,881  | 4,658            | 20.6% | 6,878   | 10,222           | 17,100          | 75.5% | 224              | 424         | 648   | 2.9%             | 126   | 98    | 224    | 1.0%  |
| Community Colleges & Tech. C. C. Total                                   | 10,073 | 18,504 | 28,577           | 19.0% | 48,154  | 68,901           | 117,055         | 78.0% | 585              | 1,002       | 1,587 | 1.1%             | 1,412 | 1,474 | 2,886  | 1.9%  |
| <b>PUBLIC TOTAL</b>  | 21,192 | 35,580 | 56,772           | 18.9% | 102,174 | 128,644          | 230,818         | 76.7% | 1,181            | 1,889       | 3,070 | 1.0%             | 5,706 | 4,557 | 10,263 | 3.4%  |
| <b>PRIVATE INSTITUTIONS</b>  |        |        |                  |       |         |                  |                 |       |                  |             |       |                  |       |       |        |       |
| <b>Senior Colleges and Universities</b>                                  |        |        |                  |       |         |                  |                 |       |                  |             |       |                  |       |       |        |       |
| Barber-Scotia  | 218    | 237    | 455              | 64.6% | 1       | 0                | 1               | 0.2%  | 0                | 0           | 0     | 0.0%             | 133   | 115   | 248    | 35.2% |
| Barton   | 42     | 115    | 157              | 9.2%  | 491     | 1,017            | 1,508           | 88.1% | 2                | 2           | 4     | 0.2%             | 23    | 20    | 43     | 2.5%  |
| Belmont Abbey  | 30     | 33     | 63               | 6.1%  | 408     | 477              | 885             | 85.7% | 3                | 1           | 4     | 0.4%             | 40    | 41    | 81     | 7.8%  |
| Bennett  | 0      | 611    | 611              | 96.2% | 0       | 0                | 0               | 0.0%  | 0                | 0           | 0     | 0.0%             | 0     | 24    | 24     | 3.8%  |
| Campbell   | 59     | 130    | 189              | 6.1%  | 1,258   | 1,387            | 2,645           | 85.7% | 17               | 16          | 33    | 1.1%             | 149   | 72    | 221    | 7.1%  |
| Catawba  | 44     | 19     | 63               | 6.5%  | 437     | 437              | 874             | 90.9% | 1                | 1           | 2     | 0.2%             | 11    | 12    | 23     | 2.4%  |
| Chowan   | 116    | 33     | 149              | 23.2% | 265     | 177              | 442             | 69.0% | 1                | 0           | 1     | 0.2%             | 32    | 17    | 49     | 7.6%  |
| Davidson   | 28     | 31     | 59               | 3.8%  | 735     | 644              | 1,379           | 89.0% | 1                | 2           | 3     | 0.2%             | 56    | 53    | 109    | 7.0%  |
| Duke   | 359    | 417    | 776              | 6.8%  | 5,007   | 3,741            | 8,748           | 76.5% | 13               | 7           | 20    | 0.2%             | 1,176 | 706   | 1,882  | 16.5% |
| Elon   | 107    | 96     | 203              | 6.3%  | 1,279   | 1,631            | 2,910           | 90.2% | 0                | 1           | 1     | 0.0%             | 61    | 52    | 113    | 3.5%  |
| Gardner-Webb   | 135    | 113    | 248              | 12.1% | 674     | 1,046            | 1,720           | 83.8% | 4                | 4           | 8     | 0.4%             | 43    | 34    | 77     | 3.7%  |
| <b>Technical Community Colleges Total</b>                                | 1,777  | 2,881  | 4,658            | 20.6% | 6,878   | 10,222           | 17,100          | 75.5% | 224              | 424         | 648   | 2.9%             | 126   | 98    | 224    | 1.0%  |
| <b>Community Colleges &amp; Tech. C. C. Total</b>                        | 10,073 | 18,504 | 28,577           | 19.0% | 48,154  | 68,901           | 117,055         | 78.0% | 585              | 1,002       | 1,587 | 1.1%             | 1,412 | 1,474 | 2,886  | 1.9%  |
| <b>PUBLIC TOTAL</b>  | 21,192 | 35,580 | 56,772           | 18.9% | 102,174 | 128,644          | 230,818         | 76.7% | 1,181            | 1,889       | 3,070 | 1.0%             | 5,706 | 4,557 | 10,263 | 3.4%  |
| <b>PRIVATE INSTITUTIONS</b>  |        |        |                  |       |         |                  |                 |       |                  |             |       |                  |       |       |        |       |
| <b>Senior Colleges and Universities</b>                                  |        |        |                  |       |         |                  |                 |       |                  |             |       |                  |       |       |        |       |
| Barber-Scotia  | 218    | 237    | 455              | 64.6% | 1       | 0                | 1               | 0.2%  | 0                | 0           | 0     | 0.0%             | 133   | 115   | 248    | 35.2% |
| Barton   | 42     | 115    | 157              | 9.2%  | 491     | 1,017            | 1,508           | 88.1% | 2                | 2           | 4     | 0.2%             | 23    | 20    | 43     | 2.5%  |
| Belmont Abbey  | 30     | 33     | 63               | 6.1%  | 408     | 477              | 885             | 85.7% | 3                | 1           | 4     | 0.4%             | 40    | 41    | 81     | 7.8%  |
| Bennett  | 0      | 611    | 611              | 96.2% | 0       | 0                | 0               | 0.0%  | 0                | 0           | 0     | 0.0%             | 0     | 24    | 24     | 3.8%  |
| Campbell   | 59     | 130    | 189              | 6.1%  | 1,258   | 1,387            | 2,645           | 85.7% | 17               | 16          | 33    | 1.1%             | 149   | 72    | 221    | 7.1%  |
| Catawba  | 44     | 19     | 63               | 6.5%  | 437     | 437              | 874             | 90.9% | 1                | 1           | 2     | 0.2%             | 11    | 12    | 23     | 2.4%  |
| Chowan   | 116    | 33     | 149              | 23.2% | 265     | 177              | 442             | 69.0% | 1                | 0           | 1     | 0.2%             | 32    | 17    | 49     | 7.6%  |
| Davidson   | 28     | 31     | 59               | 3.8%  | 735     | 644              | 1,379           | 89.0% | 1                | 2           | 3     | 0.2%             | 56    | 53    | 109    | 7.0%  |
| Duke   | 359    | 417    | 776              | 6.8%  | 5,007   | 3,741            | 8,748           | 76.5% | 13               | 7           | 20    | 0.2%             | 1,176 | 706   | 1,882  | 16.5% |
| Elon   | 107    | 96     | 203              | 6.3%  | 1,279   | 1,631            | 2,910           | 90.2% | 0                | 1           | 1     | 0.0%             | 61    | 52    | 113    | 3.5%  |
| Gardner-Webb   | 135    | 113    | 248              | 12.1% | 674     | 1,046            | 1,720           | 83.8% | 4                | 4           | 8     | 0.4%             | 43    | 34    | 77     | 3.7%  |

**Table 28. (Cont.) Racial Composition of Resident Credit Headcount Enrollment in North Carolina Colleges and Universities, Fall 1992**

| Institution                                | Black  |        |                  | White   |         |                  | American Indian |       |                  | Other Races |       |                  | Total   |
|--|--------|--------|------------------|---------|---------|------------------|-----------------|-------|------------------|-------------|-------|------------------|---------|
|  | Men    | Women  | Total % of Total | Men     | Women   | Total % of Total | Men             | Women | Total % of Total | Men         | Women | Total % of Total |         |
|  |        |        |                  |         |         |                  |                 |       |                  |             |       |                  |         |
| <b>Senior Colleges &amp; Univ. (Cont.)</b> |        |        |                  |         |         |                  |                 |       |                  |             |       |                  |         |
| Greensboro                                 | 56     | 88     | 144              | 342     | 489     | 831              | 2               | 2     | 4                | 7           | 14    | 21               | 1,000   |
| Guilford                                   | 56     | 63     | 119              | 679     | 831     | 1,510            | 4               | 8     | 12               | 50          | 54    | 104              | 1,745   |
| High Point                                 | 64     | 99     | 163              | 894     | 1,197   | 2,091            | 1               | 0     | 1                | 37          | 34    | 71               | 2,326   |
| Johnson C. Smith                           | 500    | 772    | 1,272            | 3       | 1       | 4                | 1               | 0     | 1                | 1           | 0     | 1                | 1,278   |
| Lees-McRae                                 | 55     | 4      | 59               | 423     | 250     | 673              | 1               | 0     | 1                | 14          | 8     | 22               | 755     |
| Livingstone                                | 41     | 32     | 75               | 535     | 874     | 1,409            | 2               | 0     | 2                | 21          | 15    | 36               | 1,522   |
| Livingstone                                | 371    | 300    | 670              | 1       | 5       | 6                | 0               | 1     | 1                | 0           | 0     | 0                | 677     |
| Mars Hill                                  | 63     | 26     | 89               | 519     | 700     | 1,219            | 3               | 5     | 8                | 21          | 17    | 38               | 1,354   |
| Mercedith                                  | 1      | 87     | 88               | 14      | 2,095   | 2,109            | 0               | 5     | 5                | 2           | 76    | 78               | 2,280   |
| Methodist                                  | 105    | 99     | 205              | 610     | 562     | 1,172            | 6               | 7     | 13               | 68          | 50    | 118              | 1,508   |
| Montreat-Anderson                          | 4      | 1      | 5                | 157     | 141     | 298              | 1               | 1     | 2                | 8           | 5     | 13               | 318     |
| Mount Olive                                | 78     | 73     | 151              | 328     | 286     | 614              | 1               | 1     | 2                | 16          | 8     | 24               | 791     |
| N.C. Wesleyan                              | 62     | 98     | 160              | 314     | 359     | 673              | 0               | 4     | 4                | 13          | 7     | 20               | 857     |
| Pfeiffer                                   | 38     | 35     | 73               | 389     | 417     | 806              | 2               | 1     | 3                | 18          | 16    | 34               | 916     |
| Queens                                     | 37     | 97     | 134              | 360     | 1,025   | 1,385            | 1               | 2     | 3                | 37          | 43    | 80               | 1,602   |
| St. Andrews                                | 29     | 32     | 61               | 259     | 286     | 545              | 0               | 1     | 1                | 36          | 19    | 55               | 662     |
| St. Augustine's                            | 708    | 1,028  | 1,736            | 5       | 2       | 7                | 0               | 0     | 0                | 96          | 79    | 175              | 1,918   |
| Salem                                      | 0      | 28     | 28               | 47      | 702     | 749              | 0               | 2     | 2                | 0           | 17    | 17               | 796     |
| Shaw                                       | 950    | 1,357  | 2,307            | 2,696   | 2,208   | 4,904            | 8               | 6     | 14               | 175         | 132   | 307              | 2,483   |
| Wake Forest                                | 171    | 228    | 399              | 196     | 296     | 492              | 2               | 1     | 3                | 25          | 27    | 52               | 557     |
| Warren Wilson                              | 3      | 7      | 10               | 583     | 666     | 1,249            | 1               | 7     | 8                | 18          | 16    | 34               | 1,420   |
| Wingate                                    | 65     | 64     | 129              |         |         |                  |                 |       |                  |             |       |                  |         |
| Senior Colleges and Universities Total     | 4,597  | 6,453  | 11,050           | 20,005  | 24,007  | 44,012           | 85              | 96    | 181              | 2,388       | 1,789 | 4,177            | 59,420  |
| <b>Junior Colleges</b>                     |        |        |                  |         |         |                  |                 |       |                  |             |       |                  |         |
| Brevard                                    | 53     | 22     | 75               | 353     | 231     | 584              | 0               | 0     | 0                | 26          | 34    | 60               | 719     |
| Louisburg                                  | 57     | 46     | 103              | 331     | 271     | 602              | 0               | 0     | 0                | 0           | 1     | 1                | 706     |
| Pease                                      | 0      | 6      | 6                | 0       | 447     | 447              | 0               | 1     | 1                | 0           | 12    | 12               | 466     |
| Saint Mary's                               | 0      | 2      | 2                | 0       | 272     | 272              | 0               | 0     | 0                | 0           | 19    | 19               | 293     |
| Junior Colleges Total                      | 110    | 76     | 186              | 684     | 1,221   | 1,905            | 0               | 1     | 1                | 26          | 66    | 92               | 2,184   |
| Private Senior and Junior Total            | 4,707  | 6,529  | 11,236           | 20,689  | 25,228  | 45,917           | 85              | 97    | 182              | 2,414       | 1,855 | 4,269            | 61,604  |
| <b>Theological Seminary Southeastern</b>   |        |        |                  |         |         |                  |                 |       |                  |             |       |                  |         |
| Bible Colleges                             | 11     | 3      | 14               | 435     | 43      | 478              | 2               | 0     | 2                | 29          | 7     | 36               | 530     |
| East Coast                                 | 13     | 6      | 19               | 141     | 121     | 262              | 1               | 0     | 1                | 6           | 6     | 12               | 294     |
| Heritage                                   | 3      | 2      | 5                | 33      | 17      | 50               | 0               | 0     | 0                | 1           | 0     | 1                | 56      |
| John Wesley                                | 8      | 3      | 11               | 44      | 21      | 65               | 0               | 0     | 0                | 0           | 0     | 1                | 77      |
| Piedmont                                   | 7      | 4      | 11               | 177     | 94      | 271              | 0               | 0     | 0                | 3           | 1     | 4                | 286     |
| Roanoke                                    | 4      | 1      | 5                | 64      | 57      | 121              | 0               | 0     | 0                | 1           | 0     | 1                | 127     |
| Winston-Salem                              | 17     | 1      | 28               | 6       | 1       | 7                | 0               | 0     | 0                | 2           | 0     | 2                | 37      |
| Bible Colleges Total                       | 52     | 27     | 79               | 465     | 311     | 776              | 1               | 0     | 1                | 13          | 8     | 21               | 877     |
| <b>PRIVATE TOTAL</b>                       | 4,770  | 6,559  | 11,329           | 21,589  | 25,582  | 47,171           | 88              | 97    | 185              | 2,456       | 1,870 | 4,326            | 63,011  |
| <b>GRAND TOTAL</b>                         | 25,962 | 42,139 | 68,101           | 123,763 | 154,226 | 277,989          | 1,269           | 1,986 | 3,255            | 8,162       | 6,427 | 14,589           | 363,634 |

\*Represents total curriculum headcount enrollment, including technical and vocational enrollment.  
 \*\*College transfer coursework offered under a contract with another institution.



**Table 29. Extension Credit Enrollment in North Carolina Colleges and Universities, Fall 1992**

| Institution                              | Student Level      | In-State  |       | Out-of-State |       | Total     |       |
|--|--------------------|-----------|-------|--------------|-------|-----------|-------|
|  |                    | Headcount | FTE   | Headcount    | FTE   | Headcount | FTE   |
| <b>UNIVERSITY OF NORTH CAROLINA</b>      |                    |           |       |              |       |           |       |
| <b>Appalachian</b>                       | Undergraduate      | 264       | 124   | 3            | 1     | 267       | 125   |
|  | Graduate           | 172       | 94    | 3            | 2     | 175       | 96    |
|  | Total              | 436       | 218   | 6            | 3     | 442       | 221   |
| <b>East Carolina</b>                     | Undergraduate      | 1,230     | 571   | 9            | 4     | 1,239     | 575   |
|  | Graduate           | 297       | 157   | 6            | 3     | 303       | 160   |
|  | Total              | 1,527     | 728   | 15           | 7     | 1,542     | 735   |
| <b>N.C. A and T</b>                      | Undergraduate      | 79        | 27    | 0            | 0     | 79        | 27    |
|  | Graduate           | 64        | 35    | 0            | 0     | 64        | 35    |
|  | Total              | 143       | 62    | 0            | 0     | 143       | 62    |
| <b>N.C. Central</b>                      | Undergraduate      | 0         | 0     | 0            | 0     | 0         | 0     |
|  | Graduate           | 18        | 9     | 1            | 1     | 19        | 10    |
|  | Total              | 18        | 9     | 1            | 1     | 19        | 10    |
| <b>N.C. State</b>                        | Undergraduate      | 399       | 157   | 141          | 45    | 540       | 202   |
|  | Graduate           | 62        | 33    | 8            | 4     | 70        | 37    |
|  | Total              | 461       | 190   | 149          | 49    | 610       | 239   |
| <b>UNC-Chapel Hill</b>                   | Undergraduate      | 12        | 3     | 26           | 7     | 38        | 10    |
|  | Graduate           | 260       | 191   | 52           | 34    | 312       | 225   |
|  | Total              | 272       | 194   | 78           | 41    | 350       | 235   |
| <b>UNC-Charlotte</b>                     | Undergraduate      | 190       | 61    | 15           | 6     | 205       | 67    |
|  | Graduate           | 238       | 133   | 3            | 2     | 241       | 135   |
|  | Total              | 428       | 194   | 18           | 8     | 446       | 202   |
| <b>UNC-Greensboro</b>                    | Undergraduate      | 886       | 564   | 6            | 4     | 892       | 568   |
|  | Graduate           | 60        | 32    | 102          | 51    | 162       | 83    |
|  | Total              | 946       | 596   | 108          | 55    | 1,054     | 651   |
| <b>UNC-Wilmington</b>                    | Undergraduate      | 913       | 442   | 1            | 1     | 914       | 443   |
| <b>Western Carolina</b>                  | Undergraduate      | 91        | 24    | 99           | 25    | 190       | 49    |
|  | Graduate           | 65        | 34    | 20           | 10    | 85        | 44    |
|  | Total              | 156       | 58    | 119          | 35    | 275       | 93    |
| <b>Winston-Salem</b>                     | Undergraduate      | 73        | 71    | 0            | 0     | 73        | 71    |
| <b>UNC Total</b>                         | Undergraduate      | 4,137     | 2,044 | 300          | 93    | 4,437     | 2,137 |
|  | Graduate           | 1,236     | 718   | 195          | 107   | 1,431     | 825   |
|  | Total              | 5,373     | 2,762 | 495          | 200   | 5,868     | 2,962 |
| <b>PRIVATE COLLEGES AND UNIVERSITIES</b> |                    |           |       |              |       |           |       |
| <b>Campbell</b>                          | Undergraduate      | 1,871     | 1,266 | 1,144        | 1,142 | 3,015     | 2,408 |
| <b>N.C. Wesleyan</b>                     | Undergraduate      | 892       | 450   | 0            | 0     | 892       | 450   |
| <b>St. Andrews</b>                       | Undergraduate      | 111       | 70    | 0            | 0     | 111       | 70    |
| <b>Wingate</b>                           | Undergraduate      | 61        | 50    | 0            | 0     | 61        | 50    |
| <b>Southeastern Sem.</b>                 | First Professional | 8         | 4     | 6            | 3     | 14        | 7     |
| <b>Heritage</b>                          | Undergraduate      | 1         | 0     | 0            | 0     | 1         | 0     |
| <b>Roanoke</b>                           | Undergraduate      | 3         | 1     | 0            | 0     | 3         | 1     |
| <b>Private Total</b>                     | Undergraduate      | 2,939     | 1,837 | 1,144        | 1,142 | 4,083     | 2,979 |
|  | First Professional | 8         | 4     | 6            | 3     | 14        | 7     |
|  | Total              | 2,947     | 1,841 | 1,150        | 1,145 | 4,097     | 2,986 |

Note: Does not include institutions which had no extension credit enrollment.

## SECTION II

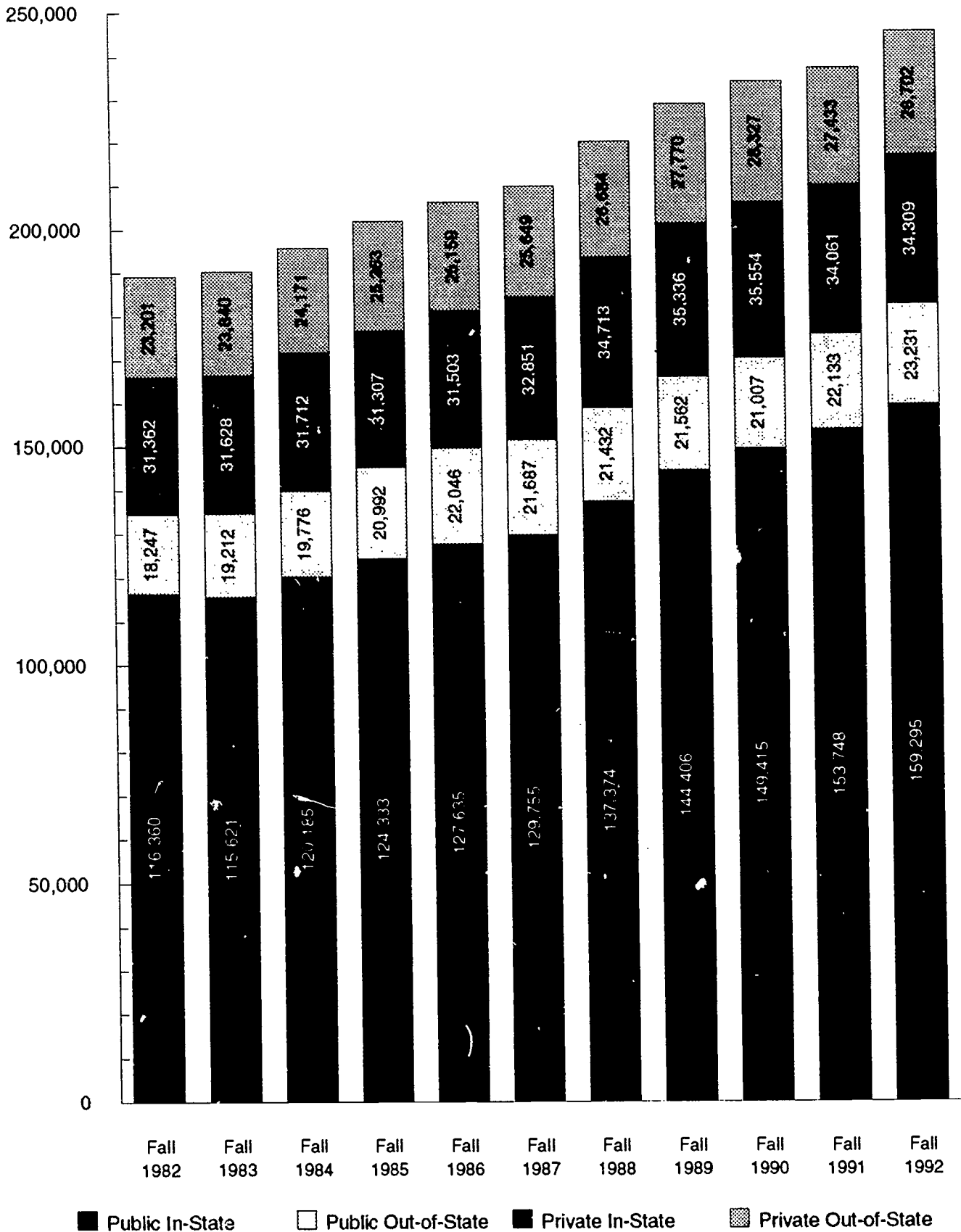
### ENROLLMENT TRENDS

There are policy changes at two campuses. The enrollment for Campbell University is approximately half what it has been prior to Fall 1991 because in prior years credit extension enrollment was included in their reports on resident-credit enrollment. Mount Olive College now includes an off-campus site in their resident-credit enrollment, per instructions from their accrediting agency, because of the proximity of the off-campus site to the main campus.

Barber-Scotia College did not provide resident-credit enrollment for fall 1991. Where data are missing, there will be dashes (-).

- Figure 6. Enrollment by Residence Status in North Carolina Colleges and Universities, Fall 1982 - Fall 1992
- Table 30. Resident Credit Enrollment Trends in North Carolina Colleges and Universities, Fall 1900 - Fall 1992
- Table 31. Resident Credit Headcount Enrollment in North Carolina Colleges and Universities and Percentage Change by Institution, Fall 1982 - Fall 1992
- Table 32. Resident Credit Headcount Enrollment by Residence Status in North Carolina Colleges and Universities, Fall 1982 - Fall 1992
- Table 33. Percentages of Out-of-State Resident Credit Headcount Enrollment in North Carolina Public Colleges and Universities, Fall 1987 - Fall 1992
- Table 34. Resident Credit Headcount Enrollment Trends by Level of Instruction in North Carolina Colleges and Universities, Fall 1982 - Fall 1992
- Table 35. Trend in County Origin of In-State Undergraduate Resident Credit Headcount Enrollment in North Carolina Colleges and Universities, Fall 1982 - Fall 1992
- Table 36. Trend in State Origin of Out-of-State Undergraduate Resident Credit Headcount Enrollment in North Carolina Colleges and Universities, Fall 1982 - Fall 1992

**Figure 6. Enrollment by Residence Status in North Carolina Colleges and Universities, Fall 1982 - Fall 1992**



**Table 30. Resident Credit Enrollment Trends In North Carolina Colleges and Universities, Fall 1900 - Fall 1992**

| Year<br>(Fall) | Public Institutions* |         | Private Institutions** |         | Grand<br>Total |
|----------------|----------------------|---------|------------------------|---------|----------------|
|                | Number               | Percent | Number                 | Percent |                |
| 1900           | 1,766                | 37.6%   | 2,932                  | 62.4%   | 4,698          |
| 1910           | 2,581                | 39.2%   | 4,005                  | 60.8%   | 6,586          |
| 1920           | 4,751                | 59.7%   | 3,210                  | 40.3%   | 7,961          |
| 1930           | 9,324                | 49.3%   | 9,605                  | 50.7%   | 18,929         |
| 1940           | 15,233               | 47.7%   | 16,713                 | 52.3%   | 31,946         |
| 1950           | 23,870               | 53.4%   | 20,872                 | 46.6%   | 44,742         |
| 1960           | 35,894               | 53.1%   | 31,679                 | 46.9%   | 67,573         |
| 1961           | 40,056               | 53.3%   | 35,145                 | 46.7%   | 75,201         |
| 1962           | 43,419               | 53.7%   | 37,385                 | 46.3%   | 80,804         |
| 1963           | 47,567               | 55.3%   | 38,518                 | 44.7%   | 86,085         |
| 1964           | 52,541               | 56.2%   | 40,892                 | 43.8%   | 93,433         |
| 1965           | 60,922               | 58.1%   | 43,930                 | 41.9%   | 104,852        |
| 1966           | 67,065               | 59.5%   | 45,740                 | 40.5%   | 112,805        |
| 1967           | 73,708               | 61.1%   | 46,850                 | 38.9%   | 120,558        |
| 1968           | 79,076               | 62.3%   | 47,763                 | 37.7%   | 126,839        |
| 1969           | 84,427               | 63.9%   | 47,708                 | 36.1%   | 132,135        |
| 1970           | 92,597               | 65.9%   | 47,888                 | 34.1%   | 140,485        |
| 1971           | 96,371               | 66.0%   | 49,636                 | 34.0%   | 146,007        |
| 1972           | 98,407               | 66.5%   | 49,618                 | 33.5%   | 148,025        |
| 1973           | 101,378              | 67.5%   | 48,883                 | 32.5%   | 150,261        |
| 1974           | 108,638              | 68.9%   | 49,040                 | 31.1%   | 157,678        |
| 1975           | 119,294              | 70.7%   | 49,350                 | 29.3%   | 168,644        |
| 1976           | 117,468              | 69.8%   | 50,788                 | 30.2%   | 168,256        |
| 1977           | 120,684              | 69.9%   | 51,862                 | 30.1%   | 172,546        |
| 1978           | 122,148              | 70.0%   | 52,248                 | 30.0%   | 174,396        |
| 1979           | 127,078              | 70.3%   | 53,756                 | 29.7%   | 180,834        |
| 1980           | 132,381              | 70.6%   | 55,133                 | 29.4%   | 187,514        |
| 1981           | 133,283              | 70.8%   | 54,895                 | 29.2%   | 188,178        |
| 1982           | 134,607              | 71.2%   | 54,563                 | 28.8%   | 189,170        |
| 1983           | 134,833              | 70.9%   | 55,468                 | 29.1%   | 190,301        |
| 1984           | 139,961              | 71.5%   | 55,883                 | 28.5%   | 195,844        |
| 1985           | 145,325              | 71.9%   | 56,660                 | 28.1%   | 201,985        |
| 1986           | 149,681              | 72.5%   | 56,852                 | 27.5%   | 206,533        |
| 1987           | 151,442              | 72.1%   | 58,500                 | 27.9%   | 209,942        |
| 1988           | 158,806              | 72.1%   | 61,397                 | 27.9%   | 220,203        |
| 1989           | 165,968              | 72.5%   | 63,106                 | 27.5%   | 229,074        |
| 1990           | 170,422              | 72.7%   | 63,881                 | 27.3%   | 234,303        |
| 1991           | 175,881              | 74.1%   | 61,494                 | 25.9%   | 237,375        |
| 1992           | 182,526              | 74.3%   | 63,011                 | 25.7%   | 245,537        |

\*Includes college transfer students in community colleges. See Appendix D for change in Fall 1984 definition of college transfer enrollment.

\*\*Includes seminary and Bible colleges.

TABLE 31. RESIDENT CREDIT HEADCOUNT ENROLLMENT IN NORTH CAROLINA COLLEGES AND UNIVERSITIES AND PERCENTAGE CHANGE BY INSTITUTION, FALL 1982 - FALL 1992

| Institution                         | Fall 1982 | Fall 1983        | Fall 1984 | Fall 1985 | Fall 1986          | Fall 1987          | Fall 1988        | Fall 1989        | Fall 1990 | Fall 1991 | Fall 1992        | % Change over 1991 |
|-------------------------------------|-----------|------------------|-----------|-----------|--------------------|--------------------|------------------|------------------|-----------|-----------|------------------|--------------------|
|                                     | Number    | Number           | Number    | Number    | Number             | Number             | Number           | Number           | Number    | Number    | Number           |                    |
| <b>PUBLIC INSTITUTIONS</b>          |           |                  |           |           |                    |                    |                  |                  |           |           |                  |                    |
| <b>UNIVERSITY OF NORTH CAROLINA</b> |           |                  |           |           |                    |                    |                  |                  |           |           |                  |                    |
| Appalachian                         | 10,051    | 9,844            | 9,507     | 9,760     | 10,419             | 11,070             | 11,130           | 11,501           | 11,483    | 11,367    | 11,650           | 2.5%               |
| East Carolina                       | 13,311    | 13,357           | 13,826    | 14,117    | 14,459             | 14,878             | 15,579           | 16,029           | 16,500    | 16,690    | 17,757           | 6.4                |
| Elizabeth City                      | 2,410     | 2,666            | 2,679     | 2,957     | 2,921              | 2,639              | 2,726            | 3,034            | 3,337     | 3,736     | 3,902            | 13.9               |
| Fayetteville                        | 5,200     | 5,622            | 5,397     | 5,666     | 5,865              | 5,991              | 6,161            | 6,536            | 6,515     | 7,119     | 7,580            | 4.4                |
| N.C. A and T                        | 4,990     | 5,228            | 4,552     | 4,700     | 4,988              | 5,088              | 5,182            | 5,343            | 5,481     | 5,385     | 5,667            | 6.5                |
| N.C. Central                        | 535       | 535              | 505       | 489       | 468                | 486                | 515              | 507              | 486       | 508       | 510              | 5.2                |
| N.C. School of the Arts             | 22,371    | 22,557           | 23,506    | 24,023    | 24,558             | 24,021             | 25,537           | 26,209           | 26,683    | 27,236    | 27,156           | 0.4                |
| N.C. State                          | 2,191     | 2,122            | 2,197     | 2,339     | 2,481              | 2,645              | 2,835            | 3,081            | 3,133     | 2,944     | 3,041            | -0.3               |
| Pembroke                            | 2,520     | 2,648            | 2,651     | 2,686     | 2,900              | 3,030              | 3,124            | 3,265            | 3,271     | 3,225     | 3,240            | 3.3                |
| UNC-Ashville                        | 21,823    | 21,611           | 21,400    | 21,875    | 22,625             | 22,775             | 23,488           | 23,414           | 23,674    | 23,592    | 23,627           | 0.5                |
| UNC-Chapel Hill                     | 10,069    | 10,347           | 10,459    | 10,842    | 11,753             | 12,031             | 12,970           | 13,222           | 14,323    | 15,058    | 15,363           | 0.1                |
| UNC-Charlotte                       | 10,126    | 9,924            | 10,090    | 10,150    | 10,382             | 10,668             | 11,174           | 11,584           | 11,892    | 11,648    | 12,177           | 2.0                |
| UNC-Greensboro                      | 5,334     | 5,432            | 5,535     | 5,777     | 5,937              | 6,501              | 6,553            | 7,003            | 6,978     | 8,090     | 7,898            | 4.5                |
| UNC-Wilmington                      | 6,066     | 6,027            | 6,131     | 5,935     | 5,921              | 5,929              | 6,055            | 6,134            | 6,222     | 6,372     | 6,576            | -2.4               |
| Western Carolina                    | 2,259     | 2,377            | 2,443     | 2,425     | 2,590              | 2,558              | 2,532            | 2,574            | 2,517     | 2,604     | 2,655            | 3.2                |
| Winston-Salem                       | 120,788   | 121,783          | 122,435   | 125,274   | 129,880            | 131,913            | 137,202          | 141,132          | 144,241   | 147,347   | 150,818          | 2.4                |
| <b>UNC TOTAL</b>                    |           |                  |           |           |                    |                    |                  |                  |           |           |                  |                    |
| <b>MILITARY CENTERS</b>             |           |                  |           |           |                    |                    |                  |                  |           |           |                  |                    |
| Fort Bragg                          | 491       | 564              | 471       | 354       | 353                | 450                | 362              | 480              | 286       | 802       | 801              | -0.1               |
| Camp Lejeune                        | 321       | 369              | 241       | 150       | 150                | 120                | 56               | -                | -         | -         | -                | -                  |
| Cherry Point                        | 373       | 304              | 230       | 222       | 271                | 152                | 102              | -                | -         | -         | -                | -                  |
| <b>MILITARY CENTERS TOTAL</b>       |           |                  |           |           |                    |                    |                  |                  |           |           |                  |                    |
| <b>COMMUNITY COLLEGES 1</b>         |           |                  |           |           |                    |                    |                  |                  |           |           |                  |                    |
| Asheville-Buncombe                  | -         | -                | -         | -         | -                  | -                  | -                | 169 <sup>2</sup> | 319       | 503       | 696              | 38.4               |
| Beaufort Co.                        | 111       | 87               | 231       | 322       | 333                | 257                | 315              | 361              | 352       | 355       | 374              | 5.4                |
| Blue Ridge                          | -         | -                | -         | -         | -                  | -                  | -                | 262              | 305       | 362       | 438              | 21.0               |
| Caldwell                            | 351       | 359              | 594       | 940       | 992                | 975                | 1,064            | 1,076            | 1,158     | 1,138     | 967              | -15.0              |
| Cape Fear                           | -         | -                | -         | -         | -                  | -                  | -                | -                | -         | -         | 531 <sup>2</sup> | -                  |
| Carteret 3                          | -         | -                | -         | -         | -                  | -                  | -                | -                | -         | -         | 400 <sup>2</sup> | -                  |
| Catawba Valley                      | -         | -                | -         | -         | -                  | -                  | 186 <sup>2</sup> | 414              | 551       | 621       | 696              | 12.1               |
| Central Piedmont                    | 2,899     | 2,579            | 2,507     | 2,842     | 2,847              | 3,146 <sup>2</sup> | 3,409            | 4,086            | 4,338     | 4,310     | 4,604            | 6.8                |
| Cleveland                           | -         | -                | -         | -         | -                  | 116                | 205              | 315              | 380       | 378       | 371              | -1.9               |
| Coastal Carolina                    | 719       | 660              | 1,198     | 1,433     | 1,570              | 1,594              | 1,586            | 1,840            | 1,712     | 2,003     | 1,936            | -3.3               |
| C. of Albemarle                     | 362       | 399              | 702       | 823       | 768                | 866                | 921              | 849              | 666       | 705       | 747              | 6.0                |
| Craven                              | 304       | 322              | 567       | 664       | 675                | 285                | 726              | 856              | 794       | 935       | 864              | -7.6               |
| Davidson County                     | 895       | 771              | 656       | 606       | 622                | 605                | 729              | 694              | 677       | 702       | 706              | 0.6                |
| Durham                              | -         | -                | -         | -         | -                  | 98 <sup>2</sup>    | 493              | 888              | 1,095     | 946       | 949              | 0.3                |
| Edgecombe                           | -         | -                | -         | -         | -                  | 115 <sup>2</sup>   | 276              | 187              | 234       | 273       | 282 <sup>2</sup> | 3.3                |
| Fayetteville                        | -         | -                | -         | -         | -                  | -                  | -                | 182              | 283       | 315       | 365              | 15.9               |
| Forsyth                             | -         | -                | -         | -         | -                  | -                  | 73 <sup>2</sup>  | 182              | 283       | 315       | 365              | 15.9               |
| Gaston                              | 856       | 601 <sup>2</sup> | 945       | 1,090     | 786                | 964                | 1,136            | 1,285            | 1,342     | 1,349     | 1,512            | 12.1               |
| Guilford                            | -         | 3                | 176       | 620       | 858                | 522                | 552              | 571              | 571       | 645       | 1,242            | 92.6               |
| Halifax                             | 116       | 158              | 164       | 205       | 190                | 210                | 233              | 271              | 232       | 327       | 370              | 13.1               |
| Isothermal                          | 447       | 583              | 1,080     | 1,258     | 1,244 <sup>2</sup> | 1,248              | 554              | 587              | 624       | 627       | 590              | -5.9               |
| James Sprunt                        | -         | -                | -         | -         | 23                 | 54                 | 139              | 212              | 148       | 132       | 184              | 59.4               |

TABLE 31. (Cont.)  
RESIDENT CREDIT HEADCOUNT ENROLLMENT IN NORTH CAROLINA COLLEGES AND  
UNIVERSITIES AND PERCENTAGE CHANGE BY INSTITUTION, FALL 1982 - FALL 1992

| Institution                        | Fall 1992      |                |                  |                |                    |                 |                    |                  |                |                  |                  | % Change<br>over 1991 |
|------------------------------------|----------------|----------------|------------------|----------------|--------------------|-----------------|--------------------|------------------|----------------|------------------|------------------|-----------------------|
|                                    | Fall<br>1982   | Fall<br>1983   | Fall<br>1984     | Fall<br>1985   | Fall<br>1986       | Fall<br>1987    | Fall<br>1988       | Fall<br>1989     | Fall<br>1990   | Fall<br>1991     | Number           |                       |
| <b>COMMUNITY COLLEGES (Cont.)</b>  |                |                |                  |                |                    |                 |                    |                  |                |                  |                  |                       |
| Lenoir                             | 498            | 485            | 612              | 908            | 866                | 793             | 842                | 777              | 791            | 835              | 883              | 5.7%                  |
| Martin                             | 83             | 72             | 122              | 157            | 234                | 145             | 118                | 131              | 121            | 120              | 161              | 34.2                  |
| Mitchell                           | 377            | 388            | 566              | 549            | 595                | 632             | 630                | 666              | 660            | 678              | 482              | -28.9                 |
| Montgomery <sup>3</sup>            | -              | -              | -                | -              | -                  | -               | -                  | -                | -              | -                | 12               | -                     |
| Nash                               | -              | -              | -                | -              | -                  | 55 <sup>2</sup> | 161                | 252              | 303            | 400              | 418              | 4.5                   |
| Pitt                               | 251            | 339            | 345              | 477            | 512                | 548             | 685                | 1,220            | 1,334          | 1,399            | 1,408            | 0.6                   |
| Richmond                           | -              | -              | -                | -              | -                  | 66 <sup>2</sup> | 108                | 127              | 160            | 140              | 153              | 9.3                   |
| Rockingham                         | 916            | 745            | 587              | 586            | 554                | 557             | 643                | 634 <sup>2</sup> | 676            | 705              | 709              | 0.6                   |
| Rowan-Cabarrus                     | -              | -              | -                | -              | -                  | -               | -                  | 150 <sup>2</sup> | 228            | 329              | 529              | 60.8                  |
| Sandhills                          | 488            | 474            | 695              | 747            | 711                | 767             | 788                | 904              | 889            | 942              | 803              | -14.8                 |
| Southeastern                       | 452            | 366            | 825              | 776            | 672                | 543             | 581                | 656              | 753            | 739              | 897              | 21.4                  |
| Southwestern                       | -              | -              | -                | -              | -                  | -               | -                  | -                | -              | -                | 692              | -                     |
| Stanly                             | -              | -              | -                | -              | -                  | -               | -                  | -                | -              | -                | 992              | -                     |
| Surry                              | 779            | 709            | 1,241            | 1,282          | 1,305              | 1,105           | 1,179              | 954              | 1,023          | 970              | 1,105            | 13.9                  |
| Tri-County                         | 243            | 245            | 165              | 224            | 246                | 240             | 278                | 261              | 369            | 375              | 366              | -2.4                  |
| Vance-Granville                    | 138            | 149            | 140              | 117            | 195                | 209             | 271                | 321              | 404            | 454              | 516              | 13.7                  |
| Wake                               | -              | -              | -                | -              | -                  | -               | -                  | -                | -              | 601 <sup>2</sup> | 662              | 10.1                  |
| Wayne                              | 555            | 560            | 521              | 556            | 584                | 674             | 813                | 829              | 864            | 835              | 966              | 15.7                  |
| Western Piedmont                   | 337            | 338            | 776              | 1,004          | 822                | 729             | 653                | 772              | 744            | 691              | 768              | 11.1                  |
| Wilkes                             | 461            | 421            | 1,162            | 1,132          | 823                | 690             | 585                | 592              | 755            | 823              | 771              | -13.7                 |
| <b>COMMUNITY COLLEGES TOTAL</b>    | <b>12,632</b>  | <b>11,813</b>  | <b>16,584</b>    | <b>19,325</b>  | <b>19,027</b>      | <b>18,800</b>   | <b>21,077</b>      | <b>24,356</b>    | <b>25,895</b>  | <b>27,732</b>    | <b>30,907</b>    | <b>11.4</b>           |
| <b>PUBLIC TOTAL</b>                | <b>134,607</b> | <b>134,833</b> | <b>139,961</b>   | <b>145,325</b> | <b>149,681</b>     | <b>151,442</b>  | <b>158,806</b>     | <b>165,968</b>   | <b>170,422</b> | <b>175,881</b>   | <b>182,526</b>   | <b>3.8</b>            |
| <b>PRIVATE INSTITUTIONS</b>        |                |                |                  |                |                    |                 |                    |                  |                |                  |                  |                       |
| <b>SENIOR COLLEGES &amp; UNIV.</b> |                |                |                  |                |                    |                 |                    |                  |                |                  |                  |                       |
| Barber-Scotia                      | 374            | 424            | 389              | 379            | 383                | 378             | 422                | 441              | 479            | -                | 704              | -                     |
| Barton                             | 1,546          | 1,525          | 1,348            | 1,278          | 1,283              | 1,278           | 1,382              | 1,431            | 1,718          | 1,703            | 1,712            | 0.5                   |
| Belmont                            | 801            | 840            | 890              | 936            | 865                | 1,029           | 1,052              | 1,029            | 1,023          | 1,016            | 1,033            | 1.7                   |
| Bennett                            | 542            | 582            | 575              | 566            | 576                | 549             | 615                | 572              | 586            | 568              | 635              | 11.8                  |
| Campbell                           | 3,056          | 3,214          | 3,333            | 3,238          | 3,188              | 3,355           | 4,375              | 4,820            | 5,043          | 2,824            | 3,088            | 9.3                   |
| Catawba                            | 986            | 971            | 910              | 905            | 886                | 984             | 1,030              | 1,044            | 967            | 945              | 962              | 1.8                   |
| Chowan                             | -              | -              | -                | -              | -                  | -               | -                  | -                | -              | -                | 641 <sup>4</sup> | -                     |
| Davidson                           | 1,402          | 1,371          | 1,373            | 1,400          | 1,396              | 1,411           | 1,417              | 1,428            | 1,508          | 1,555            | 1,550            | -0.3                  |
| Duke                               | 9,794          | 9,762          | 10,025           | 10,253         | 10,552             | 10,485          | 10,689             | 10,848           | 11,293         | 11,335           | 11,426           | 0.8                   |
| Elon                               | 2,625          | 2,715          | 2,794            | 2,929          | 3,097              | 3,225           | 3,314              | 3,368            | 3,263          | 3,221            | 3,227            | 0.2                   |
| Gardner-Webb                       | 1,740          | 1,878          | 1,865            | 1,826          | 1,862              | 1,948           | 2,139              | 2,163            | 2,074          | 2,016            | 2,053            | 1.8                   |
| Greensboro                         | 585            | 552            | 524              | 562            | 553                | 733             | 967                | 1,078            | 1,116          | 1,035            | 1,000            | -3.4                  |
| Guilford                           | 1,625          | 1,629          | 1,636            | 1,614          | 1,688              | 1,734           | 1,755              | 1,685            | 1,753          | 1,738            | 1,745            | 0.4                   |
| High Point                         | 1,355          | 1,359          | 1,333            | 1,353          | 1,392              | 1,611           | 1,930              | 2,023            | 2,308          | 2,308            | 2,326            | 0.8                   |
| Johnson C. Smith                   | 1,192          | 1,130          | 1,277            | 1,272          | 1,130              | 1,165           | 1,197 <sup>4</sup> | 1,310            | 1,182          | 1,256            | 1,278            | 1.8                   |
| Lees-McRae                         | -              | -              | -                | -              | -                  | -               | 787 <sup>4</sup>   | 833              | 863            | 785              | 755              | -3.8                  |
| Lenoir-Rhyne                       | 1,382          | 1,407          | 1,475            | 1,563          | 1,539              | 1,584           | 1,596              | 1,676            | 1,648          | 1,595            | 1,522            | -4.6                  |
| Livingstone                        | 618            | 780            | 743              | 630            | 733                | 642             | 558                | 580              | 682            | 644              | 677              | 5.1                   |
| Mars Hill                          | 1,525          | 1,481          | 1,357            | 1,419          | 1,323              | 1,319           | 1,345              | 1,344            | 1,331          | 1,323            | 1,354            | 2.3                   |
| Meredith                           | 1,615          | 1,708          | 1,761            | 1,848          | 1,903              | 1,991           | 2,124              | 2,206            | 2,245          | 2,372            | 2,280            | -3.9                  |
| Methodist                          | 780            | 771            | 953              | 1,226          | 1,360 <sup>4</sup> | 1,420           | 1,502              | 1,447            | 1,254          | 1,293            | 1,508            | 16.6                  |
| Montreat-Anderson                  | -              | -              | -                | -              | 367 <sup>4</sup>   | 341             | 386                | 414              | 387            | 398              | 318              | -20.1                 |
| Mount Olive                        | -              | -              | 420 <sup>4</sup> | 471            | 520                | 572             | 553                | 576              | 564            | 806              | 791              | -1.9                  |



TABLE 31. (Cont.) RESIDENT CREDIT HEADCOUNT ENROLLMENT IN NORTH CAROLINA COLLEGES AND UNIVERSITIES AND PERCENTAGE CHANGE BY INSTITUTION, FALL 1982 - FALL 1992

| Institution                                | Fall 1982      | Fall 1983      | Fall 1984      | Fall 1985      | Fall 1986      | Fall 1987      | Fall 1988      | Fall 1989      | Fall 1990      | Fall 1991      | Fall 1992      |                    |
|--|----------------|----------------|----------------|----------------|----------------|----------------|----------------|----------------|----------------|----------------|----------------|--------------------|
|  |                |                |                |                |                |                |                |                |                |                | Number         | % Change over 1991 |
| <b>SENIOR COLLEGES &amp; UNIV. (Cont.)</b> |                |                |                |                |                |                |                |                |                |                |                |                    |
| N.C. Wesleyan                              | 688            | 671            | 624            | 575            | 677            | 779            | 749            | 757            | 713            | 771            | 857            | 11.2%              |
| Pfeiffer                                   | 812            | 821            | 811            | 827            | 851            | 866            | 874            | 905            | 958            | 944            | 916            | -3.0               |
| Sacred Heart                               | 395            | 344            | 379            | 361            | 320            | -              | -              | -              | -              | -              | -              | -                  |
| Queens                                     | 1,107          | 1,166          | 1,230          | 1,261          | 1,332          | 1,308          | 1,373          | 1,573          | 1,579          | 1,624          | 1,602          | -1.4               |
| St. Andrews                                | 756            | 724            | 737            | 772            | 747            | 833            | 802            | 794            | 716            | 631            | 662            | 4.9                |
| St. Augustine's                            | 1,581          | 1,641          | 1,716          | 1,701          | 1,652          | 1,671          | 1,788          | 1,885          | 1,900          | 1,907          | 1,918          | 0.6                |
| Salem                                      | 619            | 708            | 707            | 671            | 737            | 830            | 819            | 855            | 724            | 729            | 796            | 9.2                |
| Shaw                                       | 1,753          | 1,922          | 1,774          | 1,736          | 1,402          | 1,608          | 1,507          | 1,620          | 1,846          | 2,149          | 2,483          | 15.5               |
| Wake Forest                                | 4,795          | 4,818          | 4,961          | 5,062          | 5,054          | 5,209          | 5,337          | 5,360          | 5,477          | 5,679          | 5,624          | -1.0               |
| Warren Wilson                              | 535            | 477            | 463            | 489            | 498            | 518            | 523            | 557            | 573            | 564            | 557            | -1.2               |
| Wingate                                    | 1,465          | 1,461          | 1,452          | 1,525          | 1,525          | 1,488          | 1,523          | 1,558          | 1,424          | 1,406          | 1,420          | 1.0                |
| <b>SR. COLLEGES &amp; UNIV. TOTAL</b>      | <b>48,049</b>  | <b>48,852</b>  | <b>49,855</b>  | <b>50,648</b>  | <b>51,411</b>  | <b>52,864</b>  | <b>56,430</b>  | <b>58,180</b>  | <b>59,197</b>  | <b>57,140</b>  | <b>59,420</b>  | <b>4.0</b>         |
| <b>JUNIOR COLLEGES</b>                     |                |                |                |                |                |                |                |                |                |                |                |                    |
| Brevard                                    | 727            | 692            | 658            | 684            | 593            | 602            | 668            | 757            | 779            | 784            | 719            | -8.3               |
| Chowan                                     | 1,087          | 985            | 911            | 963            | 889            | 914            | 974            | 1,008          | 889            | 740            | 706            | -1.9               |
| Louisburg                                  | 717            | 734            | 725            | 777            | 804            | 863            | 904            | 893            | 891            | 720            | -              | -                  |
| Leas-McRae                                 | 709            | 691            | 670            | 671            | 679            | -              | -              | -              | -              | -              | -              | -                  |
| Peace                                      | 454            | 487            | 513            | 512            | 489            | 500            | 530            | 513            | 434            | 460            | 466            | 1.3                |
| Saint Mary's                               | 321            | 302            | 273            | 247            | 312            | 334            | 303            | 306            | 344            | 288            | 293            | 1.7                |
| Montreat-Anderson                          | 388            | 380            | 366            | 379            | -              | -              | -              | -              | -              | -              | -              | -                  |
| Mount Olive                                | 357            | 361            | -              | -              | -              | -              | -              | -              | -              | -              | -              | -                  |
| <b>JUNIOR COLLEGES TOTAL</b>               | <b>4,760</b>   | <b>4,632</b>   | <b>4,116</b>   | <b>4,233</b>   | <b>3,766</b>   | <b>3,972</b>   | <b>3,379</b>   | <b>3,477</b>   | <b>3,337</b>   | <b>2,992</b>   | <b>2,184</b>   | <b>-27.0</b>       |
| <b>PRIVATE SR. &amp; JR. TOTAL</b>         | <b>52,809</b>  | <b>53,484</b>  | <b>53,971</b>  | <b>54,881</b>  | <b>55,177</b>  | <b>56,836</b>  | <b>59,809</b>  | <b>61,657</b>  | <b>62,534</b>  | <b>60,132</b>  | <b>61,604</b>  | <b>2.4</b>         |
| <b>THEOLOGICAL SEMINARY</b>                |                |                |                |                |                |                |                |                |                |                |                |                    |
| Southeastern Seminary                      | 1,106          | 1,088          | 1,092          | 1,063          | 980            | 1,000          | 848            | 657            | 580            | 550            | 530            | -3.6               |
| <b>BIBLE COLLEGES</b>                      |                |                |                |                |                |                |                |                |                |                |                |                    |
| East Coast                                 | -              | 251            | 279            | 241            | 204            | 227            | 252            | 273            | 199            | 250            | 294            | 17.6               |
| Heritage                                   | -              | -              | -              | -              | 30             | 43             | 56             | 41             | 40             | 46             | 56             | 21.7               |
| John Wesley                                | 92             | 86             | 77             | 71             | 67             | 68             | 57             | 67             | 79             | 74             | 77             | 4.1                |
| Piedmont                                   | 405            | 382            | 322            | 286            | 268            | 203            | 227            | 276            | 298            | 285            | 286            | 0.4                |
| Roanoke                                    | 151            | 177            | 142            | 118            | 126            | 123            | 108            | 104            | 113            | 121            | 127            | 5.0                |
| Winston-Salem                              | -              | -              | -              | -              | -              | -              | 40             | 31             | 38             | 36             | 37             | 2.8                |
| <b>BIBLE COLLEGES TOTAL</b>                | <b>648</b>     | <b>896</b>     | <b>820</b>     | <b>716</b>     | <b>695</b>     | <b>664</b>     | <b>740</b>     | <b>792</b>     | <b>767</b>     | <b>812</b>     | <b>877</b>     | <b>8.0</b>         |
| <b>PRIVATE TOTAL</b>                       | <b>54,563</b>  | <b>55,468</b>  | <b>55,883</b>  | <b>56,660</b>  | <b>56,852</b>  | <b>58,500</b>  | <b>61,397</b>  | <b>63,106</b>  | <b>63,881</b>  | <b>61,494</b>  | <b>63,011</b>  | <b>2.5</b>         |
| <b>GRAND TOTAL</b>                         | <b>189,170</b> | <b>190,301</b> | <b>195,844</b> | <b>201,985</b> | <b>206,533</b> | <b>209,942</b> | <b>220,203</b> | <b>229,074</b> | <b>234,303</b> | <b>237,375</b> | <b>245,537</b> | <b>3.4</b>         |

1 College transfer program only.  
 2 Became a community college that year.  
 3 College transfer coursework is offered under a contract with another institution.  
 4 Became a four-year college in that year.

TABLE 32. RESIDENT CREDIT HEADCOUNT ENROLLMENT BY RESIDENCE STATUS IN NORTH CAROLINA COLLEGES AND UNIVERSITIES, FALL 1982 - FALL 1992

| TYPE OF ENROLLMENT              | PUBLIC INSTITUTIONS <sup>1</sup> |          |                | PRIVATE INSTITUTIONS |          |                | ALL INSTITUTIONS |          |                |       |
|---------------------------------|----------------------------------|----------|----------------|----------------------|----------|----------------|------------------|----------|----------------|-------|
|                                 | Total                            | In-State | Out-of-State % | Total                | In-State | Out-of-State % | Total            | In-State | Out-of-State % |       |
| <b>TOTAL ENROLLMENT</b>         |                                  |          |                |                      |          |                |                  |          |                |       |
| 1982                            | 134,607                          | 116,360  | 18,247         | 54,563               | 31,362   | 23,201         | 189,170          | 147,722  | 41,448         | 21.9% |
| 1983                            | 134,833                          | 115,621  | 19,212         | 55,468               | 31,628   | 23,840         | 190,301          | 147,249  | 43,052         | 22.6  |
| 1984                            | 139,961                          | 120,185  | 19,776         | 55,883               | 31,712   | 24,171         | 195,844          | 151,897  | 43,947         | 22.4  |
| 1985                            | 145,325                          | 124,333  | 20,992         | 56,660               | 31,307   | 25,353         | 201,985          | 155,640  | 46,345         | 22.9  |
| 1986                            | 149,681                          | 127,635  | 22,046         | 56,662               | 31,503   | 25,159         | 206,343          | 159,138  | 47,205         | 22.9  |
| 1987                            | 151,442                          | 129,755  | 21,687         | 58,500               | 32,851   | 25,649         | 209,942          | 162,606  | 47,336         | 22.5  |
| 1988                            | 158,806                          | 137,374  | 21,432         | 61,397               | 34,713   | 26,684         | 220,203          | 172,087  | 48,116         | 21.9  |
| 1989                            | 165,968                          | 144,406  | 21,562         | 63,106               | 35,336   | 27,770         | 229,074          | 179,742  | 49,332         | 21.5  |
| 1990                            | 170,422                          | 149,415  | 21,007         | 63,881               | 35,554   | 28,327         | 234,303          | 184,969  | 49,334         | 21.1  |
| 1991                            | 175,881                          | 153,748  | 22,133         | 61,494               | 34,061   | 27,433         | 237,375          | 187,809  | 49,566         | 20.9  |
| 1992                            | 182,526                          | 159,295  | 23,231         | 63,011               | 34,309   | 28,702         | 245,537          | 193,604  | 51,933         | 21.2  |
| <b>UNDERGRADUATE ENROLLMENT</b> |                                  |          |                |                      |          |                |                  |          |                |       |
| 1982                            | 114,611                          | 100,916  | 13,695         | 47,396               | 27,200   | 20,196         | 162,007          | 128,116  | 33,891         | 20.9  |
| 1983                            | 114,674                          | 99,961   | 14,713         | 48,082               | 27,431   | 20,651         | 162,756          | 127,392  | 35,364         | 21.7  |
| 1984                            | 119,247                          | 104,038  | 15,209         | 48,180               | 27,245   | 20,935         | 167,427          | 131,283  | 36,144         | 21.6  |
| 1985                            | 123,638                          | 107,537  | 16,101         | 48,463               | 26,935   | 21,528         | 172,101          | 134,472  | 37,629         | 21.9  |
| 1986                            | 126,729                          | 109,956  | 16,773         | 48,255               | 27,015   | 21,240         | 174,984          | 136,971  | 38,013         | 21.7  |
| 1987                            | 128,285                          | 111,861  | 16,424         | 49,568               | 27,767   | 21,801         | 177,853          | 139,628  | 38,225         | 21.5  |
| 1988                            | 134,822                          | 118,778  | 16,044         | 52,350               | 29,554   | 22,796         | 185,172          | 148,332  | 38,840         | 20.8  |
| 1989                            | 141,118                          | 124,949  | 16,169         | 53,973               | 30,288   | 23,685         | 197,091          | 155,237  | 39,854         | 20.4  |
| 1990                            | 145,304                          | 129,659  | 15,645         | 54,342               | 30,308   | 24,034         | 199,646          | 159,967  | 39,679         | 19.9  |
| 1991                            | 150,103                          | 133,610  | 16,493         | 51,959               | 29,020   | 22,939         | 202,062          | 162,630  | 39,432         | 19.5  |
| 1992                            | 155,755                          | 138,344  | 17,411         | 53,178               | 28,980   | 24,198         | 208,933          | 167,324  | 41,609         | 19.9  |
| <b>FIRST-TIME FRESHMEN</b>      |                                  |          |                |                      |          |                |                  |          |                |       |
| 1982                            | 24,889                           | 21,256   | 3,633          | 12,456               | 6,462    | 5,994          | 37,345           | 27,718   | 9,627          | 25.8  |
| 1983                            | 24,767                           | 20,964   | 3,803          | 12,821               | 6,668    | 6,153          | 37,586           | 27,632   | 9,956          | 26.5  |
| 1984                            | 27,828                           | 23,801   | 4,027          | 13,241               | 6,824    | 6,417          | 41,069           | 30,625   | 10,444         | 25.4  |
| 1985                            | 28,672                           | 24,113   | 4,559          | 13,355               | 6,869    | 6,486          | 42,027           | 30,982   | 11,045         | 26.3  |
| 1986                            | 28,366                           | 23,762   | 4,604          | 13,346               | 6,835    | 6,511          | 41,712           | 30,597   | 11,115         | 26.6  |
| 1987                            | 27,914                           | 23,895   | 4,019          | 13,701               | 7,003    | 6,698          | 41,615           | 30,898   | 10,717         | 25.8  |
| 1988                            | 30,065                           | 26,226   | 3,839          | 15,029               | 7,675    | 7,354          | 45,094           | 33,901   | 11,193         | 24.8  |
| 1989                            | 31,257                           | 27,330   | 3,927          | 14,824               | 7,347    | 7,477          | 46,081           | 34,677   | 11,404         | 24.7  |
| 1990                            | 28,883                           | 25,176   | 3,707          | 13,843               | 6,793    | 7,050          | 42,726           | 31,969   | 10,757         | 25.2  |
| 1991                            | 27,494                           | 23,674   | 3,820          | 12,609               | 5,787    | 6,822          | 40,103           | 29,461   | 10,642         | 26.5  |
| 1992                            | 33,684                           | 28,925   | 4,759          | 13,445               | 5,766    | 7,679          | 47,129           | 34,691   | 12,438         | 26.4  |

<sup>1</sup> Includes military centers and college transfer enrollment in community colleges. See Appendix D for change in Fall 1984 definition of college transfer.

TABLE 33. PERCENTAGES OF OUT-OF-STATE RESIDENT CREDIT HEADCOUNT ENROLLMENT IN NORTH CAROLINA PUBLIC COLLEGES AND UNIVERSITIES, FALL 1987 - FALL 1992

| INSTITUTION                         | ENTERING FRESHMEN |           |           | UNDERGRADUATE |           |           | TOTAL ENROLLMENT |           |           |           |           |           |      |      |      |       |
|-------------------------------------|-------------------|-----------|-----------|---------------|-----------|-----------|------------------|-----------|-----------|-----------|-----------|-----------|------|------|------|-------|
|                                     | Fall 1987         | Fall 1988 | Fall 1989 | Fall 1990     | Fall 1991 | Fall 1992 | Fall 1987        | Fall 1988 | Fall 1989 | Fall 1990 | Fall 1991 | Fall 1992 |      |      |      |       |
| <b>UNIVERSITY OF NORTH CAROLINA</b> |                   |           |           |               |           |           |                  |           |           |           |           |           |      |      |      |       |
| Appalachian                         | 11.6%             | 11.6%     | 15.2%     | 12.0%         | 12.3%     | 13.5%     | 9.7%             | 9.3%      | 9.7%      | 9.5%      | 10.3%     | 9.5%      | 9.2% | 9.7% | 9.5% | 10.4% |
| East Carolina                       | 19.4              | 18.7      | 16.0      | 20.0          | 19.2      | 24.1      | 18.0             | 17.1      | 15.3      | 14.8      | 15.9      | 16.1      | 15.2 | 13.7 | 13.4 | 14.4  |
| Elizabeth City                      | 15.0              | 12.2      | 12.2      | 12.6          | 18.0      | 16.0      | 19.2             | 14.4      | 12.9      | 11.7      | 12.0      | 19.2      | 14.4 | 12.9 | 11.7 | 12.0  |
| Fayetteville                        | 9.1               | 9.2       | 7.1       | 13.4          | 17.3      | 8.8       | 10.6             | 8.2       | 7.5       | 7.1       | 8.4       | 9.1       | 7.0  | 6.2  | 6.1  | 7.5   |
| N.C. A and T                        | 26.9              | 16.7      | 18.0      | 16.0          | 18.3      | 21.7      | 24.9             | 22.5      | 21.2      | 18.9      | 16.6      | 23.8      | 21.8 | 20.3 | 18.2 | 16.4  |
| N.C. Central                        | 24.9              | 19.8      | 23.4      | 14.5          | 18.2      | 22.8      | 16.3             | 17.1      | 17.7      | 15.8      | 13.9      | 14.5      | 14.4 | 15.1 | 13.9 | 13.0  |
| N.C. Sch. of Arts                   | 42.4              | 45.6      | 44.5      | 58.9          | 51.6      | 54.9      | 50.2             | 47.0      | 48.1      | 51.7      | 52.8      | 51.2      | 47.6 | 48.1 | 51.4 | 51.4  |
| N.C. State                          | 14.9              | 15.3      | 14.7      | 15.3          | 16.7      | 17.1      | 12.5             | 11.9      | 11.4      | 10.7      | 10.6      | 16.2      | 15.7 | 15.2 | 14.3 | 14.3  |
| Pembroke                            | 5.3               | 6.0       | 5.7       | 4.6           | 5.6       | 6.7       | 4.3              | 3.2       | 3.8       | 3.5       | 3.2       | 3.8       | 2.8  | 3.3  | 3.2  | 3.0   |
| UNC-Asheville                       | 12.9              | 10.2      | 12.8      | 12.9          | 12.7      | 13.7      | 7.3              | 7.1       | 7.0       | 7.5       | 7.7       | 7.3       | 7.1  | 6.8  | 7.4  | 7.6   |
| UNC-Chapel Hill                     | 17.5              | 17.1      | 18.0      | 18.6          | 17.8      | 18.2      | 15.6             | 16.1      | 15.7      | 15.9      | 16.3      | 23.5      | 23.5 | 22.8 | 22.8 | 23.1  |
| UNC-Charlotte                       | 12.6              | 13.6      | 10.6      | 13.6          | 15.8      | 17.2      | 11.3             | 10.9      | 10.6      | 10.4      | 10.2      | 10.7      | 10.4 | 10.1 | 10.1 | 10.4  |
| UNC-Greensboro                      | 18.5              | 16.4      | 16.8      | 17.4          | 17.4      | 19.0      | 13.9             | 13.4      | 13.1      | 13.1      | 12.5      | 12.9      | 12.9 | 12.6 | 12.7 | 12.6  |
| UNC-Wilmington                      | 15.4              | 12.1      | 13.7      | 16.5          | 17.4      | 20.9      | 11.2             | 9.1       | 9.7       | 10.5      | 11.2      | 11.0      | 9.1  | 9.7  | 10.5 | 11.1  |
| Western Carolina                    | 19.4              | 15.2      | 13.6      | 14.1          | 13.3      | 9.7       | 14.5             | 12.7      | 11.7      | 10.9      | 10.4      | 13.0      | 11.5 | 10.7 | 10.2 | 10.0  |
| Winston-Salem                       | 9.7               | 13.7      | 12.5      | 14.8          | 13.0      | 12.0      | 7.9              | 8.6       | 8.5       | 8.3       | 7.8       | 7.9       | 8.6  | 8.5  | 8.5  | 8.3   |
| UNC TOTAL                           | 16.7              | 15.4      | 15.3      | 16.0          | 16.6      | 18.1      | 13.9             | 13.2      | 12.6      | 12.3      | 12.1      | 15.4      | 14.8 | 14.2 | 13.9 | 13.8  |
| MILITARY CENTERS <sup>1</sup>       | 24.7              | 50.0      | 60.0      | 82.6          | 87.5      | 92.9      | 53.9             | 48.3      | 76.0      | 65.7      | 81.3      | 53.8      | 48.2 | 76.0 | 65.7 | 81.3  |
| COMMUNITY COLLEGES <sup>2</sup>     | 6.1               | 5.7       | 6.1       | 4.9           | 5.9       | 6.5       | 5.1              | 4.3       | 4.5       | 3.2       | 4.2       | 5.1       | 4.3  | 4.5  | 3.2  | 4.2   |
| PUBLIC TOTAL                        | 14.4              | 12.8      | 12.6      | 12.8          | 13.9      | 14.1      | 12.8             | 11.9      | 11.5      | 10.8      | 11.0      | 14.3      | 13.5 | 13.0 | 12.3 | 12.6  |

<sup>1</sup> Changes in out-of-state percentages at the military centers reflect a change in definition of residence status rather than an actual change in out-of-state enrollment.

<sup>2</sup> College transfer program only. See Appendix D for change in Fall 1984 definition of college transfer enrollment.

BEST COPY AVAILABLE

TABLE 34. RESIDENT CREDIT HEADCOUNT ENROLLMENT TRENDS BY LEVEL OF INSTRUCTION IN NORTH CAROLINA COLLEGES AND UNIVERSITIES, FALL 1982 - FALL 1992

| LEVEL OF INSTRUCTION                   | FALL 1982 | FALL 1983 | FALL 1984 | FALL 1985 | FALL 1986 | FALL 1987 | FALL 1988 | FALL 1989 | FALL 1990 | FALL 1991 | FALL 1992 |
|--|-----------|-----------|-----------|-----------|-----------|-----------|-----------|-----------|-----------|-----------|-----------|
| <b>PUBLIC INSTITUTIONS<sup>1</sup></b> |           |           |           |           |           |           |           |           |           |           |           |
| First-Time Freshman                    | 24,889    | 24,767    | 27,828    | 28,672    | 28,366    | 27,914    | 30,065    | 31,257    | 28,883    | 27,494    | 33,684    |
| Other Freshman                         | 14,796    | 13,731    | 15,182    | 17,779    | 18,938    | 19,569    | 19,761    | 20,564    | 22,382    | 23,498    | 21,698    |
| Sophomore                              | 24,556    | 25,159    | 25,553    | 26,332    | 27,309    | 27,726    | 29,301    | 30,661    | 32,548    | 33,808    | 33,330    |
| Junior                                 | 20,878    | 21,112    | 21,346    | 20,930    | 21,768    | 22,484    | 23,096    | 24,613    | 26,192    | 27,711    | 27,859    |
| Senior and Fifth Year                  | 21,407    | 22,350    | 22,149    | 22,447    | 22,365    | 23,165    | 24,334    | 25,157    | 27,072    | 28,891    | 30,869    |
| Special/Unclassified                   | 8,085     | 7,555     | 7,189     | 7,478     | 8,003     | 7,427     | 8,265     | 8,866     | 8,227     | 8,701     | 8,315     |
| Undergraduate Total                    | 114,611   | 114,674   | 119,247   | 123,638   | 126,729   | 128,285   | 134,822   | 141,118   | 145,304   | 150,103   | 155,755   |
| First Professional Graduate            | 2,282     | 2,392     | 2,478     | 2,445     | 2,451     | 2,453     | 2,448     | 2,497     | 2,539     | 2,558     | 2,537     |
|  | 17,714    | 17,767    | 18,236    | 19,242    | 20,501    | 20,704    | 21,536    | 22,353    | 22,579    | 23,220    | 24,234    |
| PUBLIC TOTAL                           | 134,607   | 134,833   | 139,961   | 145,325   | 149,681   | 151,442   | 158,806   | 165,968   | 170,422   | 175,881   | 182,526   |
| <b>PRIVATE INSTITUTIONS</b>            |           |           |           |           |           |           |           |           |           |           |           |
| First-Time Freshman                    | 12,456    | 12,821    | 13,241    | 13,355    | 13,346    | 13,701    | 15,029    | 14,824    | 13,843    | 12,609    | 13,445    |
| Other Freshman                         | 3,803     | 3,922     | 3,695     | 4,030     | 3,724     | 4,221     | 4,770     | 5,386     | 5,390     | 4,873     | 5,052     |
| Sophomore                              | 11,358    | 11,342    | 11,225    | 11,337    | 11,610    | 11,287    | 11,595    | 12,716    | 13,265    | 11,818    | 11,402    |
| Junior                                 | 9,012     | 8,696     | 8,840     | 8,826     | 8,942     | 9,085     | 9,505     | 9,431     | 10,387    | 10,382    | 10,348    |
| Senior and Fifth Year                  | 8,748     | 9,096     | 9,038     | 8,947     | 8,721     | 9,179     | 9,381     | 9,711     | 9,747     | 10,382    | 10,876    |
| Special/Unclassified                   | 2,019     | 2,205     | 2,141     | 1,968     | 1,912     | 2,095     | 2,070     | 1,905     | 1,710     | 1,895     | 2,055     |
| Undergraduate Total                    | 47,396    | 48,082    | 48,180    | 48,463    | 48,255    | 49,568    | 52,350    | 53,973    | 54,342    | 51,959    | 53,178    |
| First Professional Graduate            | 3,601     | 3,567     | 3,543     | 3,494     | 3,514     | 3,475     | 3,500     | 3,445     | 3,508     | 3,544     | 3,551     |
|  | 3,566     | 3,819     | 4,160     | 4,703     | 5,083     | 5,457     | 5,547     | 5,688     | 6,031     | 5,991     | 6,282     |
| PRIVATE TOTAL                          | 54,563    | 55,468    | 55,883    | 56,660    | 56,852    | 58,500    | 61,397    | 63,106    | 63,881    | 61,494    | 63,011    |
| <b>ALL INSTITUTIONS</b>                |           |           |           |           |           |           |           |           |           |           |           |
| First-Time Freshman                    | 37,345    | 37,588    | 41,069    | 42,027    | 41,712    | 41,615    | 45,094    | 46,081    | 42,726    | 40,103    | 47,129    |
| Other Freshman                         | 18,599    | 17,653    | 18,877    | 21,809    | 22,662    | 23,790    | 24,531    | 25,950    | 27,772    | 28,371    | 26,750    |
| Sophomore                              | 35,914    | 36,501    | 36,778    | 37,669    | 38,919    | 39,013    | 40,896    | 43,577    | 45,813    | 45,626    | 44,732    |
| Junior                                 | 29,890    | 29,808    | 30,186    | 29,756    | 30,690    | 31,569    | 32,601    | 34,044    | 36,579    | 38,093    | 38,207    |
| Senior and Fifth Year                  | 30,155    | 31,446    | 31,187    | 31,394    | 31,086    | 32,344    | 33,715    | 34,868    | 36,819    | 39,273    | 41,745    |
| Special/Unclassified                   | 10,104    | 9,740     | 9,330     | 9,446     | 9,915     | 9,522     | 10,335    | 10,771    | 9,937     | 10,596    | 10,370    |
| Undergraduate Total                    | 162,007   | 162,756   | 167,427   | 172,101   | 174,984   | 177,853   | 187,172   | 195,091   | 199,666   | 202,062   | 208,933   |
| First Professional Graduate            | 5,883     | 5,959     | 6,021     | 5,939     | 5,965     | 5,928     | 5,942     | 5,942     | 6,047     | 6,102     | 6,088     |
|  | 21,280    | 21,586    | 22,396    | 23,945    | 25,584    | 26,161    | 27,083    | 28,091    | 28,610    | 29,211    | 30,516    |
| GRAND TOTAL                            | 189,170   | 190,301   | 195,844   | 201,985   | 206,533   | 209,942   | 220,203   | 229,074   | 234,303   | 237,375   | 245,537   |

<sup>1</sup>Includes Military centers and college transfer enrollment in Community Colleges. (See Appendix D for change in Fall 1984 definition of college transfer.)

TABLE 35. TREND IN COUNTY ORIGIN OF IN-STATE UNDERGRADUATE RESIDENT CREDIT HEADCOUNT ENROLLMENT<sup>1</sup>  
IN NORTH CAROLINA COLLEGES AND UNIVERSITIES, FALL 1982 - FALL 1992

| COUNTY     | FALL 2 | FALL 2 | FALL 2 | FALL 2 | FALL 2 | FALL 2 | FALL 2 | FALL 2 | FALL 2 | FALL 2 | FALL 2 | FALL 2 | FALL 2 | FALL 2 | FALL 2 | FALL 2 | FALL 2 | FALL 2 | FALL 2 | FALL 2 | FALL 1992 | % CHANGE |       |      |
|------------|--------|--------|--------|--------|--------|--------|--------|--------|--------|--------|--------|--------|--------|--------|--------|--------|--------|--------|--------|--------|-----------|----------|-------|------|
|            | 1982   | 1983   | 1984   | 1985   | 1986   | 1987   | 1988   | 1989   | 1990   | 1991   | 1991   | 1991   | 1991   | 1991   | 1991   | 1991   | 1991   | 1991   | 1991   | 1991   | NUMBER    | OVER     | 1991  |      |
| ALAMANCE   | 2,376  | 2,335  | 2,352  | 2,310  | 2,239  | 2,350  | 2,443  | 2,429  | 2,384  | 2,321  | 2,321  | 2,281  | 2,281  | 2,281  | 2,281  | 2,281  | 2,281  | 2,281  | 2,281  | 2,281  | 2,281     | 2,281    | -1.7% |      |
| ALEXANDER  | 286    | 290    | 311    | 313    | 334    | 351    | 388    | 417    | 451    | 477    | 477    | 472    | 472    | 472    | 472    | 472    | 472    | 472    | 472    | 472    | 472       | 472      | -1.0  |      |
| ALLEGHANY  | 138    | 131    | 202    | 170    | 150    | 150    | 183    | 169    | 234    | 220    | 220    | 199    | 199    | 199    | 199    | 199    | 199    | 199    | 199    | 199    | 199       | 199      | -9.5  |      |
| ANSON      | 403    | 442    | 428    | 408    | 372    | 378    | 374    | 387    | 365    | 345    | 345    | 341    | 341    | 341    | 341    | 341    | 341    | 341    | 341    | 341    | 341       | 341      | -1.2  |      |
| ASHE       | 345    | 339    | 474    | 511    | 439    | 416    | 417    | 450    | 458    | 558    | 558    | 531    | 531    | 531    | 531    | 531    | 531    | 531    | 531    | 531    | 531       | 531      | -4.8  |      |
| AVERY      | 236    | 227    | 239    | 233    | 242    | 252    | 256    | 275    | 277    | 284    | 284    | 293    | 293    | 293    | 293    | 293    | 293    | 293    | 293    | 293    | 293       | 293      | 3.2   |      |
| BEAUFORT   | 757    | 749    | 850    | 934    | 961    | 899    | 1,009  | 1,086  | 1,117  | 1,119  | 1,119  | 1,145  | 1,145  | 1,145  | 1,145  | 1,145  | 1,145  | 1,145  | 1,145  | 1,145  | 1,145     | 1,145    | 2.3   |      |
| BERTIE     | 361    | 357    | 380    | 405    | 452    | 382    | 397    | 410    | 407    | 410    | 410    | 442    | 442    | 442    | 442    | 442    | 442    | 442    | 442    | 442    | 442       | 442      | 7.8   |      |
| BLADEN     | 529    | 518    | 506    | 549    | 581    | 551    | 590    | 587    | 605    | 648    | 648    | 638    | 638    | 638    | 638    | 638    | 638    | 638    | 638    | 638    | 638       | 638      | -1.5  |      |
| BRUNSWICK  | 461    | 446    | 470    | 493    | 552    | 580    | 651    | 694    | 708    | 780    | 780    | 778    | 778    | 778    | 778    | 778    | 778    | 778    | 778    | 778    | 778       | 778      | -0.3  |      |
| BUNCOMBE   | 3,615  | 3,571  | 3,474  | 3,501  | 3,550  | 3,587  | 3,739  | 4,003  | 4,050  | 4,180  | 4,180  | 4,334  | 4,334  | 4,334  | 4,334  | 4,334  | 4,334  | 4,334  | 4,334  | 4,334  | 4,334     | 4,334    | 3.7   |      |
| BURKE      | 1,212  | 1,189  | 1,489  | 1,676  | 1,622  | 1,598  | 1,549  | 1,643  | 1,608  | 1,602  | 1,602  | 1,699  | 1,699  | 1,699  | 1,699  | 1,699  | 1,699  | 1,699  | 1,699  | 1,699  | 1,699     | 1,699    | 6.1   |      |
| CABARRUS   | 1,599  | 1,557  | 1,577  | 1,561  | 1,594  | 1,708  | 1,866  | 1,989  | 2,057  | 2,162  | 2,162  | 2,355  | 2,355  | 2,355  | 2,355  | 2,355  | 2,355  | 2,355  | 2,355  | 2,355  | 2,355     | 2,355    | 8.9   |      |
| CALDWELL   | 871    | 898    | 1,113  | 1,363  | 1,422  | 1,425  | 1,521  | 1,511  | 1,579  | 1,502  | 1,502  | 1,391  | 1,391  | 1,391  | 1,391  | 1,391  | 1,391  | 1,391  | 1,391  | 1,391  | 1,391     | 1,391    | -7.4  |      |
| CAMDEN     | 135    | 138    | 177    | 185    | 171    | 173    | 183    | 164    | 192    | 184    | 184    | 193    | 193    | 193    | 193    | 193    | 193    | 193    | 193    | 193    | 193       | 193      | 4.9   |      |
| CARTERET   | 551    | 566    | 583    | 610    | 697    | 713    | 751    | 831    | 855    | 894    | 894    | 1,170  | 1,170  | 1,170  | 1,170  | 1,170  | 1,170  | 1,170  | 1,170  | 1,170  | 1,170     | 1,170    | 30.9  |      |
| CASWELL    | 265    | 249    | 235    | 242    | 255    | 259    | 270    | 292    | 320    | 316    | 316    | 300    | 300    | 300    | 300    | 300    | 300    | 300    | 300    | 300    | 300       | 300      | -5.1  |      |
| CATAWBA    | 1,832  | 1,846  | 1,912  | 2,016  | 2,090  | 2,269  | 2,408  | 2,652  | 2,788  | 2,738  | 2,738  | 2,854  | 2,854  | 2,854  | 2,854  | 2,854  | 2,854  | 2,854  | 2,854  | 2,854  | 2,854     | 2,854    | 4.2   |      |
| CHATHAM    | 558    | 578    | 583    | 578    | 607    | 621    | 637    | 727    | 694    | 661    | 661    | 674    | 674    | 674    | 674    | 674    | 674    | 674    | 674    | 674    | 674       | 674      | 2.0   |      |
| CHEROKEE   | 333    | 361    | 322    | 370    | 396    | 419    | 473    | 438    | 515    | 519    | 519    | 555    | 555    | 555    | 555    | 555    | 555    | 555    | 555    | 555    | 555       | 555      | 6.9   |      |
| CHOWAN     | 249    | 242    | 244    | 285    | 301    | 283    | 321    | 328    | 314    | 310    | 310    | 304    | 304    | 304    | 304    | 304    | 304    | 304    | 304    | 304    | 304       | 304      | -1.9  |      |
| CLAY       | 137    | 135    | 124    | 102    | 143    | 132    | 143    | 166    | 175    | 184    | 184    | 192    | 192    | 192    | 192    | 192    | 192    | 192    | 192    | 192    | 192       | 192      | 4.3   |      |
| CLEVELAND  | 1,357  | 1,306  | 1,332  | 1,406  | 1,439  | 1,589  | 1,701  | 1,866  | 1,902  | 1,863  | 1,863  | 1,896  | 1,896  | 1,896  | 1,896  | 1,896  | 1,896  | 1,896  | 1,896  | 1,896  | 1,896     | 1,896    | 1.8   |      |
| COLUMBUS   | 1,031  | 966    | 1,247  | 1,231  | 1,146  | 1,097  | 1,202  | 1,331  | 1,399  | 1,377  | 1,377  | 1,521  | 1,521  | 1,521  | 1,521  | 1,521  | 1,521  | 1,521  | 1,521  | 1,521  | 1,521     | 1,521    | 10.5  |      |
| GRAVEN     | 1,177  | 1,154  | 1,369  | 1,402  | 1,411  | 1,170  | 1,547  | 1,596  | 1,721  | 1,825  | 1,825  | 1,890  | 1,890  | 1,890  | 1,890  | 1,890  | 1,890  | 1,890  | 1,890  | 1,890  | 1,890     | 1,890    | 3.6   |      |
| CUMBERLAND | 5,189  | 5,048  | 5,379  | 5,524  | 5,773  | 5,389  | 6,018  | 6,158  | 6,011  | 6,033  | 6,033  | 6,528  | 6,528  | 6,528  | 6,528  | 6,528  | 6,528  | 6,528  | 6,528  | 6,528  | 6,528     | 6,528    | 8.2   |      |
| CURRITUCK  | 147    | 185    | 175    | 195    | 198    | 234    | 228    | 233    | 237    | 249    | 249    | 264    | 264    | 264    | 264    | 264    | 264    | 264    | 264    | 264    | 264       | 264      | 264   | 6.0  |
| DARE       | 225    | 233    | 356    | 430    | 422    | 561    | 584    | 610    | 593    | 598    | 598    | 614    | 614    | 614    | 614    | 614    | 614    | 614    | 614    | 614    | 614       | 614      | 614   | 2.7  |
| DAVIDSON   | 2,020  | 1,961  | 1,942  | 1,896  | 1,940  | 2,089  | 2,177  | 2,324  | 2,417  | 2,499  | 2,499  | 2,560  | 2,560  | 2,560  | 2,560  | 2,560  | 2,560  | 2,560  | 2,560  | 2,560  | 2,560     | 2,560    | 2.4   |      |
| DAVIE      | 487    | 509    | 535    | 517    | 499    | 493    | 538    | 565    | 597    | 618    | 618    | 654    | 654    | 654    | 654    | 654    | 654    | 654    | 654    | 654    | 654       | 654      | 5.8   |      |
| DUPLIN     | 630    | 655    | 653    | 639    | 693    | 724    | 831    | 897    | 925    | 901    | 901    | 961    | 961    | 961    | 961    | 961    | 961    | 961    | 961    | 961    | 961       | 961      | 961   | 6.7  |
| DURHAM     | 3,723  | 3,700  | 3,748  | 3,775  | 4,021  | 3,986  | 4,406  | 4,679  | 5,089  | 4,962  | 4,962  | 5,181  | 5,181  | 5,181  | 5,181  | 5,181  | 5,181  | 5,181  | 5,181  | 5,181  | 5,181     | 5,181    | 5,181 | 4.4  |
| EDGECOMBE  | 995    | 1,059  | 989    | 997    | 1,010  | 1,145  | 1,361  | 1,257  | 1,355  | 1,400  | 1,400  | 1,370  | 1,370  | 1,370  | 1,370  | 1,370  | 1,370  | 1,370  | 1,370  | 1,370  | 1,370     | 1,370    | 1,370 | -2.1 |
| FORSYTH    | 6,887  | 6,797  | 6,804  | 6,539  | 6,638  | 6,914  | 7,333  | 7,486  | 7,616  | 7,623  | 7,623  | 7,640  | 7,640  | 7,640  | 7,640  | 7,640  | 7,640  | 7,640  | 7,640  | 7,640  | 7,640     | 7,640    | 7,640 | 0.2  |
| FRANKLIN   | 575    | 541    | 473    | 485    | 470    | 568    | 584    | 624    | 650    | 667    | 667    | 699    | 699    | 699    | 699    | 699    | 699    | 699    | 699    | 699    | 699       | 699      | 699   | 4.8  |

TABLE 35. (CONT.) TREND IN COUNTY ORIGIN OF IN-STATE UNDERGRADUATE RESIDENT CREDIT HEADCOUNT ENROLLMENT<sup>1</sup>  
IN NORTH CAROLINA COLLEGES AND UNIVERSITIES, FALL 1982 - FALL 1992

| COUNTY      | FALL 1982 <sup>2</sup> | FALL 1983 <sup>2</sup> | FALL 1984 <sup>2</sup> | FALL 1985 | FALL 1986 | FALL 1987 | FALL 1988 | FALL 1989 | FALL 1990 | FALL 1991 | FALL 1992 |                    |
|-------------|------------------------|------------------------|------------------------|-----------|-----------|-----------|-----------|-----------|-----------|-----------|-----------|--------------------|
|             |                        |                        |                        |           |           |           |           |           |           |           | NUMBER    | % CHANGE OVER 1991 |
| GASTON      | 2,626                  | 2,483                  | 2,830                  | 3,042     | 2,902     | 3,140     | 3,323     | 3,498     | 3,650     | 3,715     | 3,861     | 3.9%               |
| GATES       | 159                    | 161                    | 151                    | 196       | 186       | 216       | 216       | 221       | 228       | 219       | 221       | 0.9                |
| GRAHAM      | 125                    | 120                    | 119                    | 155       | 144       | 134       | 147       | 133       | 146       | 151       | 142       | -6.0               |
| GRANVILLE   | 620                    | 646                    | 602                    | 571       | 581       | 570       | 641       | 703       | 747       | 730       | 814       | 11.5               |
| GREENE      | 263                    | 268                    | 293                    | 341       | 313       | 313       | 339       | 382       | 355       | 384       | 351       | -8.6               |
| GUILFORD    | 9,418                  | 9,355                  | 9,291                  | 9,495     | 9,783     | 9,723     | 9,895     | 10,297    | 10,693    | 10,791    | 11,206    | 3.8                |
| HALIFAX     | 1,026                  | 991                    | 966                    | 932       | 994       | 1,012     | 1,089     | 1,138     | 1,136     | 1,244     | 1,355     | 8.9                |
| HARNETT     | 961                    | 1,430                  | 932                    | 927       | 929       | 986       | 1,059     | 1,080     | 1,094     | 1,138     | 1,203     | 5.7                |
| HAYWOOD     | 698                    | 682                    | 656                    | 676       | 711       | 710       | 757       | 753       | 762       | 825       | 832       | 0.8                |
| HENDERSON   | 951                    | 949                    | 985                    | 1,003     | 1,007     | 1,080     | 1,282     | 1,361     | 1,421     | 1,451     | 1,529     | 5.4                |
| HERTFORD    | 481                    | 508                    | 464                    | 480       | 435       | 430       | 441       | 462       | 474       | 513       | 524       | 2.1                |
| HOKE        | 297                    | 284                    | 305                    | 342       | 349       | 363       | 366       | 385       | 357       | 423       | 430       | 1.7                |
| HYDE        | 94                     | 94                     | 77                     | 74        | 77        | 84        | 118       | 98        | 83        | 87        | 96        | 10.3               |
| IREDELL     | 1,618                  | 1,610                  | 1,673                  | 1,679     | 1,766     | 1,845     | 1,905     | 2,012     | 2,095     | 2,147     | 2,051     | -4.5               |
| JACKSON     | 787                    | 752                    | 783                    | 723       | 696       | 714       | 703       | 658       | 689       | 662       | 817       | 23.4               |
| JOHNSTON    | 1,102                  | 1,042                  | 993                    | 1,029     | 1,049     | 1,165     | 1,226     | 1,271     | 1,318     | 1,347     | 1,417     | 5.2                |
| JONES       | 184                    | 180                    | 168                    | 198       | 179       | 150       | 192       | 191       | 174       | 179       | 191       | 6.7                |
| LEE         | 676                    | 653                    | 765                    | 812       | 776       | 789       | 843       | 840       | 928       | 728       | 722       | -0.8               |
| LENOIR      | 1,377                  | 1,325                  | 1,495                  | 1,639     | 1,651     | 1,595     | 1,658     | 1,667     | 1,697     | 1,708     | 1,736     | 1.6                |
| LINCOLN     | 647                    | 635                    | 687                    | 715       | 716       | 795       | 845       | 910       | 909       | 982       | 1,137     | 15.8               |
| MACON       | 290                    | 319                    | 322                    | 325       | 362       | 367       | 417       | 437       | 468       | 467       | 463       | -0.9               |
| MADISON     | 282                    | 311                    | 276                    | 266       | 243       | 250       | 259       | 300       | 310       | 323       | 315       | -2.5               |
| MARTIN      | 457                    | 471                    | 487                    | 570       | 584       | 587       | 537       | 550       | 534       | 544       | 582       | 7.0                |
| MCDOWELL    | 505                    | 434                    | 462                    | 474       | 476       | 484       | 491       | 509       | 561       | 580       | 644       | 11.0               |
| MECKLENBURG | 12,788                 | 12,638                 | 12,579                 | 12,982    | 13,184    | 13,578    | 14,206    | 15,217    | 15,574    | 15,952    | 16,271    | 2.0                |
| MITCHELL    | 149                    | 147                    | 163                    | 157       | 162       | 185       | 180       | 208       | 230       | 251       | 250       | -0.4               |
| MONTGOMERY  | 271                    | 279                    | 269                    | 279       | 301       | 324       | 344       | 347       | 351       | 382       | 414       | 8.4                |
| MOORE       | 1,034                  | 936                    | 1,160                  | 1,250     | 1,294     | 1,347     | 1,338     | 1,389     | 1,366     | 1,387     | 1,245     | -10.2              |
| NASH        | 1,379                  | 1,414                  | 1,328                  | 1,312     | 1,368     | 1,501     | 1,623     | 1,729     | 1,784     | 1,897     | 1,934     | 2.0                |
| NEW HANOVER | 3,041                  | 3,042                  | 3,167                  | 3,083     | 3,074     | 3,048     | 3,177     | 3,294     | 3,354     | 3,684     | 4,040     | 9.7                |
| NORTHAMPTON | 434                    | 437                    | 397                    | 387       | 381       | 416       | 424       | 429       | 438       | 486       | 483       | -0.6               |
| ONSLOW      | 1,625                  | 1,596                  | 2,199                  | 2,182     | 2,134     | 2,096     | 2,413     | 2,758     | 3,022     | 2,801     | 2,867     | 2.4                |
| ORANGE      | 1,906                  | 1,933                  | 1,919                  | 1,963     | 2,155     | 2,218     | 2,427     | 2,544     | 2,598     | 2,605     | 2,648     | 1.7                |
| PAMLICO     | 178                    | 188                    | 180                    | 175       | 185       | 139       | 171       | 191       | 220       | 229       | 233       | 1.7                |
| PASQUOTANK  | 872                    | 831                    | 989                    | 984       | 933       | 913       | 930       | 970       | 928       | 990       | 999       | 0.9                |



TABLE 35. (CONT.) TREND IN COUNTY ORIGIN OF IN-STATE UNDERGRADUATE RESIDENT CREDIT HEADCOUNT ENROLLMENT<sup>1</sup>  
IN NORTH CAROLINA COLLEGES AND UNIVERSITIES, FALL 1982 - FALL 1992

| COUNTY       | FALL 2  | FALL 2  | FALL 2  | FALL 2  | FALL 2  | FALL 2  | FALL 2  | FALL 2  | FALL 2  | FALL 2  | FALL 2  | FALL 2  | FALL 2  | FALL 2  | FALL 2  | FALL 2  | FALL 2  | FALL 2  | FALL 2  | FALL 2  | FALL 1992 | % CHANGE  |
|--------------|---------|---------|---------|---------|---------|---------|---------|---------|---------|---------|---------|---------|---------|---------|---------|---------|---------|---------|---------|---------|-----------|-----------|
|              | 1982    | 1983    | 1984    | 1985    | 1986    | 1987    | 1988    | 1989    | 1990    | 1991    | 1991    | 1991    | 1991    | 1991    | 1991    | 1991    | 1991    | 1991    | 1991    | 1991    | NUMBER    | OVER 1991 |
| PENDER       | 418     | 406     | 435     | 405     | 417     | 387     | 379     | 438     | 475     | 501     | 515     | 515     | 515     | 515     | 515     | 515     | 515     | 515     | 515     | 515     | 515       | 2.8%      |
| PERQUIMANS   | 167     | 175     | 186     | 196     | 201     | 223     | 245     | 222     | 238     | 249     | 264     | 264     | 264     | 264     | 264     | 264     | 264     | 264     | 264     | 264     | 264       | 6.0       |
| PERSON       | 438     | 435     | 414     | 416     | 422     | 389     | 419     | 449     | 484     | 459     | 492     | 492     | 492     | 492     | 492     | 492     | 492     | 492     | 492     | 492     | 492       | 7.2       |
| PITT         | 2,295   | 2,658   | 2,477   | 2,666   | 2,585   | 2,721   | 2,856   | 3,088   | 3,184   | 3,241   | 3,286   | 3,286   | 3,286   | 3,286   | 3,286   | 3,286   | 3,286   | 3,286   | 3,286   | 3,286   | 3,286     | 1.4       |
| POLK         | 189     | 261     | 304     | 389     | 365     | 334     | 241     | 256     | 272     | 263     | 265     | 265     | 265     | 265     | 265     | 265     | 265     | 265     | 265     | 265     | 265       | 0.8       |
| RANDOLPH     | 1,162   | 1,152   | 1,147   | 1,156   | 1,197   | 1,288   | 1,391   | 1,439   | 1,544   | 1,550   | 1,615   | 1,615   | 1,615   | 1,615   | 1,615   | 1,615   | 1,615   | 1,615   | 1,615   | 1,615   | 1,615     | 4.2       |
| RICHMOND     | 571     | 592     | 589     | 597     | 548     | 617     | 689     | 776     | 833     | 813     | 846     | 846     | 846     | 846     | 846     | 846     | 846     | 846     | 846     | 846     | 846       | 4.1       |
| ROBESON      | 1,995   | 1,938   | 2,003   | 2,019   | 2,004   | 2,046   | 2,164   | 2,239   | 2,243   | 2,175   | 2,173   | 2,173   | 2,173   | 2,173   | 2,173   | 2,173   | 2,173   | 2,173   | 2,173   | 2,173   | 2,173     | -0.1      |
| ROCKINGHAM   | 1,773   | 1,677   | 1,501   | 1,484   | 1,529   | 1,532   | 1,648   | 1,659   | 1,797   | 1,807   | 1,800   | 1,800   | 1,800   | 1,800   | 1,800   | 1,800   | 1,800   | 1,800   | 1,800   | 1,800   | 1,800     | -0.4      |
| ROWAN        | 1,630   | 1,626   | 1,633   | 1,630   | 1,657   | 1,708   | 1,827   | 2,047   | 2,082   | 2,054   | 2,119   | 2,119   | 2,119   | 2,119   | 2,119   | 2,119   | 2,119   | 2,119   | 2,119   | 2,119   | 2,119     | 3.2       |
| RUTHERFORD   | 964     | 1,015   | 1,483   | 1,619   | 1,605   | 1,715   | 1,715   | 1,195   | 1,208   | 1,219   | 1,197   | 1,197   | 1,197   | 1,197   | 1,197   | 1,197   | 1,197   | 1,197   | 1,197   | 1,197   | 1,197     | -1.8      |
| SAMPSON      | 765     | 756     | 705     | 728     | 704     | 686     | 752     | 779     | 805     | 796     | 833     | 833     | 833     | 833     | 833     | 833     | 833     | 833     | 833     | 833     | 833       | 4.6       |
| SCOTLAND     | 628     | 590     | 607     | 600     | 641     | 682     | 738     | 785     | 751     | 733     | 756     | 756     | 756     | 756     | 756     | 756     | 756     | 756     | 756     | 756     | 756       | 3.1       |
| STANLY       | 768     | 711     | 673     | 693     | 690     | 774     | 795     | 846     | 830     | 818     | 937     | 937     | 937     | 937     | 937     | 937     | 937     | 937     | 937     | 937     | 937       | 14.5      |
| STOKES       | 417     | 433     | 454     | 485     | 545     | 529     | 562     | 604     | 641     | 681     | 650     | 650     | 650     | 650     | 650     | 650     | 650     | 650     | 650     | 650     | 650       | -4.6      |
| SURRY        | 1,226   | 1,248   | 1,483   | 1,514   | 1,504   | 1,448   | 1,505   | 1,470   | 1,471   | 1,463   | 1,553   | 1,553   | 1,553   | 1,553   | 1,553   | 1,553   | 1,553   | 1,553   | 1,553   | 1,553   | 1,553     | 6.2       |
| SWAIN        | 176     | 180     | 165     | 166     | 168     | 183     | 190     | 196     | 197     | 218     | 211     | 211     | 211     | 211     | 211     | 211     | 211     | 211     | 211     | 211     | 211       | -3.2      |
| TRANSYLVANIA | 463     | 489     | 513     | 524     | 520     | 536     | 531     | 565     | 569     | 588     | 591     | 591     | 591     | 591     | 591     | 591     | 591     | 591     | 591     | 591     | 591       | 0.5       |
| TYRRELL      | 58      | 64      | 59      | 60      | 66      | 62      | 71      | 77      | 78      | 91      | 87      | 87      | 87      | 87      | 87      | 87      | 87      | 87      | 87      | 87      | 87        | -4.4      |
| UNION        | 1,209   | 1,223   | 1,257   | 1,295   | 1,316   | 1,440   | 1,520   | 1,577   | 1,631   | 1,684   | 1,767   | 1,767   | 1,767   | 1,767   | 1,767   | 1,767   | 1,767   | 1,767   | 1,767   | 1,767   | 1,767     | 4.9       |
| VANCE        | 639     | 627     | 581     | 543     | 528     | 573     | 599     | 642     | 681     | 701     | 705     | 705     | 705     | 705     | 705     | 705     | 705     | 705     | 705     | 705     | 705       | 0.6       |
| WAKE         | 11,649  | 11,327  | 11,539  | 12,025  | 12,839  | 13,370  | 14,963  | 15,766  | 16,337  | 16,835  | 16,717  | 16,717  | 16,717  | 16,717  | 16,717  | 16,717  | 16,717  | 16,717  | 16,717  | 16,717  | 16,717    | -0.7      |
| WARREN       | 285     | 279     | 259     | 244     | 229     | 248     | 248     | 255     | 256     | 285     | 297     | 297     | 297     | 297     | 297     | 297     | 297     | 297     | 297     | 297     | 297       | 4.2       |
| WASHINGTON   | 284     | 300     | 323     | 337     | 345     | 372     | 384     | 451     | 406     | 383     | 436     | 436     | 436     | 436     | 436     | 436     | 436     | 436     | 436     | 436     | 436       | 13.8      |
| WATAUGA      | 1,000   | 994     | 980     | 1,053   | 1,055   | 1,074   | 1,185   | 1,250   | 1,299   | 1,298   | 1,216   | 1,216   | 1,216   | 1,216   | 1,216   | 1,216   | 1,216   | 1,216   | 1,216   | 1,216   | 1,216     | -6.3      |
| WAYNE        | 2,157   | 2,100   | 2,038   | 2,097   | 2,185   | 2,245   | 2,416   | 2,510   | 2,554   | 2,715   | 2,957   | 2,957   | 2,957   | 2,957   | 2,957   | 2,957   | 2,957   | 2,957   | 2,957   | 2,957   | 2,957     | 8.9       |
| WILKES       | 951     | 926     | 1,436   | 1,484   | 1,343   | 1,216   | 1,145   | 1,165   | 1,290   | 1,428   | 1,365   | 1,365   | 1,365   | 1,365   | 1,365   | 1,365   | 1,365   | 1,365   | 1,365   | 1,365   | 1,365     | -4.4      |
| WILSON       | 1,297   | 1,311   | 1,336   | 1,327   | 1,329   | 1,354   | 1,432   | 1,412   | 1,508   | 1,597   | 1,512   | 1,512   | 1,512   | 1,512   | 1,512   | 1,512   | 1,512   | 1,512   | 1,512   | 1,512   | 1,512     | -5.3      |
| YADKIN       | 448     | 403     | 707     | 679     | 695     | 541     | 625     | 494     | 540     | 527     | 598     | 598     | 598     | 598     | 598     | 598     | 598     | 598     | 598     | 598     | 598       | 13.5      |
| YANCEY       | 163     | 189     | 173     | 204     | 165     | 189     | 209     | 231     | 256     | 277     | 296     | 296     | 296     | 296     | 296     | 296     | 296     | 296     | 296     | 296     | 296       | 6.9       |
| UNKNOWN      | 120     | 111     | -       | 57      | 122     | 89      | 112     | 31      | 50      | -       | 177     | 177     | 177     | 177     | 177     | 177     | 177     | 177     | 177     | 177     | 177       | 700.0     |
| TOTAL        | 127,318 | 126,584 | 130,639 | 133,961 | 136,436 | 139,293 | 148,061 | 155,122 | 159,869 | 162,480 | 167,175 | 167,175 | 167,175 | 167,175 | 167,175 | 167,175 | 167,175 | 167,175 | 167,175 | 167,175 | 167,175   | 2.9       |

<sup>1</sup> Includes only college transfer students at community colleges. Excludes students at military centers.  
<sup>2</sup> Excludes students at Southeastern Seminary.





TABLE 36. (CONT.) TREND IN STATE ORIGIN OF OUT-OF-STATE UNDERGRADUATE RESIDENT CREDIT HEADCOUNT ENROLLMENT<sup>1</sup>  
IN NORTH CAROLINA COLLEGES AND UNIVERSITIES, FALL 1982 - FALL 1992

| State             | Fall 1982 <sup>2</sup> | Fall 1983 <sup>2</sup> | Fall 1984 <sup>2</sup> | Fall 1985 | Fall 1986 | Fall 1987 | Fall 1988 | Fall 1989 | Fall 1990 | Fall 1991 | FALL 1992 |                    |
|-------------------|------------------------|------------------------|------------------------|-----------|-----------|-----------|-----------|-----------|-----------|-----------|-----------|--------------------|
|                   | Number                 | Number                 | Number                 | Number    | Number    | Number    | Number    | Number    | Number    | Number    | Number    | % Change Over 1991 |
| New Jersey        | 2,824                  | 2,964                  | 3,060                  | 3,209     | 3,322     | 3,307     | 3,266     | 3,303     | 3,234     | 3,277     | 3,356     | 2.4%               |
| New Mexico        | 15                     | 22                     | 22                     | 31        | 38        | 35        | 46        | 54        | 52        | 45        | 45        | -                  |
| New York          | 2,744                  | 2,813                  | 2,825                  | 2,983     | 3,030     | 2,951     | 2,997     | 2,892     | 2,847     | 2,885     | 3,080     | 6.8                |
| North Dakota      | 7                      | 7                      | 22                     | 6         | 6         | 11        | 9         | 7         | 12        | 9         | 8         | -11.1              |
| Ohio              | 737                    | 745                    | 786                    | 876       | 898       | 924       | 904       | 934       | 905       | 941       | 1,019     | 8.3                |
| Oklahoma          | 64                     | 67                     | 73                     | 76        | 79        | 81        | 73        | 77        | 78        | 75        | 92        | 22.7               |
| Oregon            | 28                     | 27                     | 27                     | 26        | 34        | 43        | 42        | 55        | 50        | 40        | 61        | 52.5               |
| Pennsylvania      | 1,733                  | 1,733                  | 1,857                  | 1,878     | 1,907     | 1,876     | 1,898     | 1,865     | 1,801     | 1,821     | 1,840     | 1.0                |
| Rhode Island      | 70                     | 67                     | 77                     | 81        | 79        | 80        | 84        | 82        | 94        | 101       | 116       | 14.9               |
| South Carolina    | 2,676                  | 2,805                  | 2,845                  | 2,852     | 2,816     | 2,987     | 2,801     | 2,940     | 2,957     | 2,913     | 3,076     | 5.6                |
| South Dakota      | 13                     | 7                      | 8                      | 7         | 16        | 21        | 9         | 26        | 15        | 19        | 15        | -21.1              |
| Tennessee         | 645                    | 679                    | 662                    | 712       | 688       | 725       | 755       | 819       | 811       | 869       | 820       | -5.6               |
| Texas             | 414                    | 457                    | 452                    | 512       | 508       | 549       | 551       | 638       | 624       | 708       | 714       | 0.8                |
| Utah              | 7                      | 12                     | 8                      | 13        | 12        | 10        | 9         | 14        | 23        | 19        | 27        | 42.1               |
| Vermont           | 58                     | 56                     | 56                     | 61        | 60        | 63        | 80        | 86        | 81        | 94        | 99        | 5.3                |
| Virginia          | 5,670                  | 5,870                  | 6,234                  | 6,503     | 6,599     | 6,718     | 6,827     | 6,894     | 6,749     | 6,465     | 6,596     | 2.0                |
| Washington        | 46                     | 59                     | 70                     | 76        | 80        | 77        | 77        | 102       | 113       | 119       | 107       | -10.1              |
| West Virginia     | 237                    | 262                    | 300                    | 322       | 378       | 387       | 417       | 436       | 432       | 429       | 435       | 1.4                |
| Wisconsin         | 106                    | 104                    | 122                    | 128       | 130       | 131       | 126       | 129       | 122       | 190       | 143       | -24.7              |
| Wyoming           | 9                      | 5                      | 7                      | 7         | 9         | 8         | 10        | 12        | 10        | 9         | 10        | 11.1               |
| Territories       | 205                    | 206                    | 185                    | 200       | 154       | 158       | 137       | 129       | 130       | 99        | 127       | 28.3               |
| Foreign Countries | 3,105                  | 3,264                  | 2,942                  | 2,789     | 2,457     | 1,984     | 2,603     | 2,741     | 2,995     | 2,311     | 2,560     | 10.8               |
| UNKNOWN           | 237                    | 255                    | 258                    | 406       | 652       | 608       | 594       | 486       | 551       | 517       | 549       | 6.2                |
| TOTAL             | 33,538                 | 34,983                 | 35,805                 | 37,414    | 37,782    | 37,833    | 38,587    | 39,489    | 39,491    | 38,780    | 40,957    | 5.6                |

<sup>1</sup> Excludes students at military centers. Includes only college transfer students at community colleges. See Appendix D for change in Fall 1984 definition of college transfer.  
<sup>2</sup> Excludes students at Southeastern Seminary.

**SECTION III**  
**UNDERGRADUATE TRANSFERS**

- Figure 7. Flow of Undergraduate Transfers Among North Carolina Colleges and Universities, Fall 1992
- Table 37. Undergraduate Transfers to North Carolina Colleges and Universities, Fall 1982 - Fall 1992
- Table 38. Undergraduate Transfer Students at North Carolina Colleges and Universities by Type of Institution and Sex, Fall 1992
- Table 39. Undergraduate Transfer Students from Two-Year Colleges to Senior Colleges and Universities in North Carolina by Institution, Fall 1992
- Table 40. Undergraduate Transfer Students from Senior Colleges and Universities to Senior Colleges and Universities in North Carolina by Institution, Fall 1992
- Table 41. Undergraduate Transfer Students from Senior Colleges and Universities to Two-Year Colleges in North Carolina by Institution, Fall 1992
- Table 42. Undergraduate Transfer Students from Two-Year Colleges to Two-Year Colleges in North Carolina by Institution, Fall 1992
- Table 43. Undergraduate Transfer Students from Out-of-State Colleges and Universities to North Carolina Colleges and Universities by State, Fall 1992
- Table 44. Transfers into Non-College Parallel Programs at North Carolina Community Colleges and Technical Community Colleges from Other Colleges and Universities, Fall 1992

**Figure 7. Institutional Origin of Undergraduate Transfers in North Carolina Colleges and Universities, Fall 1992**

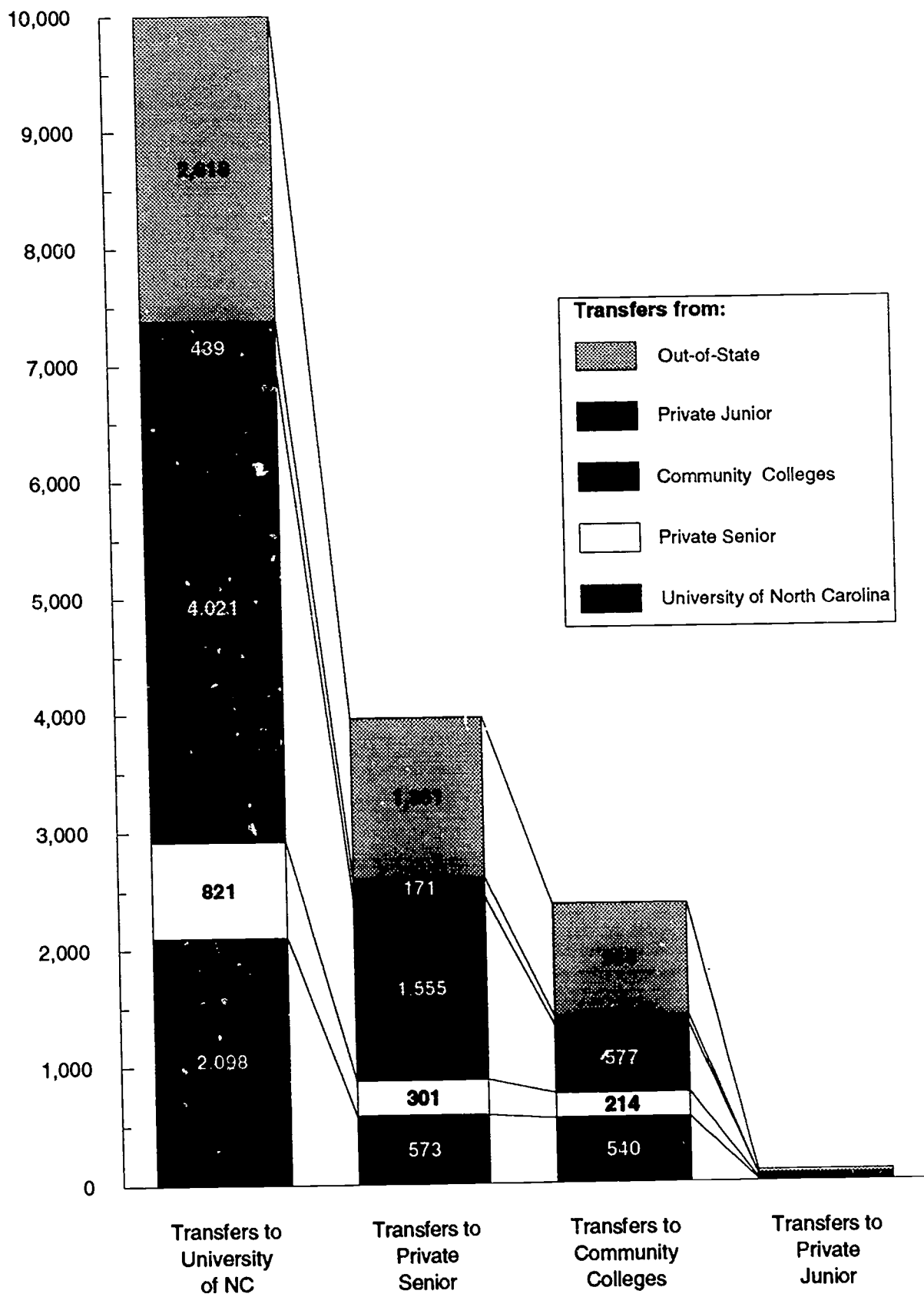


TABLE 37. UNDERGRADUATE TRANSFERS TO NORTH CAROLINA COLLEGES AND UNIVERSITIES, FALL 1982 TO FALL 1992

| Type of Institution                                | Fall 1982 | Fall 1983 | Fall 1984 | Fall 1985 | Fall 1986 | Fall 1987 | Fall 1988 | Fall 1989 | Fall 1990 | Fall 1991 | Fall 1992 | % CHANGE Over 1991 |
|--|-----------|-----------|-----------|-----------|-----------|-----------|-----------|-----------|-----------|-----------|-----------|--------------------|
|  | Number    | Number    | Number    | Number    | Number    | Number    | Number    | Number    | Number    | Number    | Number    |                    |
| <b>To The University of North Carolina:</b>        |           |           |           |           |           |           |           |           |           |           |           |                    |
| From Community Colleges <sup>1</sup>               | 2,171     | 2,220     | 2,169     | 2,242     | 2,339     | 2,416     | 2,554     | 2,868     | 3,207     | 4,035     | 4,021     | -0.3%              |
| From Private Junior Colleges                       | 794       | 712       | 666       | 586       | 531       | 560       | 545       | 427       | 502       | 507       | 439       | -13.4              |
| From The University of North Carolina              | 1,760     | 1,663     | 1,796     | 1,619     | 1,684     | 1,707     | 1,689     | 1,777     | 2,050     | 2,062     | 2,098     | 1.7                |
| From Private Senior Institutions                   | 950       | 717       | 657       | 761       | 728       | 761       | 715       | 846       | 996       | 927       | 821       | -11.4              |
| Unknown from In-State                              | 28        | 24        | 14        | 31        | 28        | 29        | 37        | 52        | 10        | 20        | 9         | -55.0              |
| From Out-of-State Institutions                     | 1,965     | 1,966     | 2,041     | 1,922     | 2,022     | 1,901     | 1,969     | 2,072     | 2,148     | 2,401     | 2,618     | 9.0                |
| Subtotal   | 7,668     | 7,302     | 7,343     | 7,168     | 7,389     | 7,374     | 7,509     | 8,042     | 8,913     | 9,952     | 10,006    | 0.5                |
| <b>To Private Senior Institutions:<sup>2</sup></b> |           |           |           |           |           |           |           |           |           |           |           |                    |
| From Community Colleges <sup>1</sup>               | 818       | 962       | 1,118     | 988       | 1,032     | 1,137     | 1,327     | 1,328     | 1,626     | 1,520     | 1,555     | 2.3                |
| From Private Junior Colleges                       | 263       | 272       | 265       | 226       | 196       | 225       | 185       | 197       | 221       | 198       | 171       | -13.6              |
| From The University of North Carolina              | 473       | 593       | 512       | 468       | 468       | 491       | 493       | 543       | 562       | 570       | 573       | 0.5                |
| From Private Senior Institutions                   | 247       | 272       | 216       | 300       | 213       | 366       | 270       | 342       | 303       | 301       | 301       | -                  |
| Unknown from In-State                              | -         | -         | -         | -         | 2         | 1         | -         | 1         | -         | -         | -         | -                  |
| From Out-of-State Institutions                     | 1,006     | 1,162     | 1,072     | 1,062     | 1,002     | 999       | 972       | 1,162     | 1,192     | 1,252     | 1,361     | 8.1                |
| Subtotal   | 2,807     | 3,261     | 3,190     | 3,051     | 2,913     | 3,219     | 3,247     | 3,573     | 3,904     | 3,848     | 3,961     | 2.9                |
| <b>To Community Colleges:<sup>1</sup></b>          |           |           |           |           |           |           |           |           |           |           |           |                    |
| From Community Colleges <sup>1</sup>               | 177       | 226       | 193       | 305       | 215       | 214       | 343       | 314       | 412       | 513       | 577       | 12.5               |
| From Private Junior Colleges                       | 55        | 53        | 62        | 44        | 55        | 71        | 78        | 57        | 61        | 86        | 75        | -12.8              |
| From The University of North Carolina              | 257       | 287       | 388       | 402       | 327       | 346       | 407       | 433       | 435       | 525       | 540       | 2.9                |
| From Private Senior Institutions                   | 91        | 106       | 148       | 157       | 108       | 120       | 132       | 156       | 190       | 257       | 214       | -16.7              |
| From Out-of-State Institutions                     | 221       | 253       | 493       | 675       | 632       | 542       | 592       | 708       | 685       | 881       | 964       | 9.4                |
| Subtotal   | 801       | 925       | 1,284     | 1,583     | 1,337     | 1,293     | 1,552     | 1,668     | 1,783     | 2,262     | 2,370     | 4.8                |
| <b>To Private Junior Colleges:<sup>1</sup></b>     |           |           |           |           |           |           |           |           |           |           |           |                    |
| From Community Colleges <sup>1</sup>               | 57        | 65        | 49        | 44        | 24        | 33        | 57        | 37        | 42        | 40        | 33        | -17.5              |
| From Private Junior Colleges                       | 13        | 13        | 14        | 6         | 6         | 7         | 3         | 2         | 5         | 4         | -         | -0.0               |
| From The University of North Carolina              | 44        | 47        | 30        | 22        | 24        | 28        | 18        | 25        | 22        | 18        | 14        | -22.2              |
| From Private Senior Institutions                   | 16        | 25        | 14        | 16        | 4         | 10        | 5         | 15        | 15        | 5         | 10        | 0.0                |
| From Out-of-State Institutions                     | 89        | 86        | 63        | 77        | 47        | 52        | 30        | 49        | 64        | 52        | 34        | -42.4              |
| Subtotal   | 219       | 236       | 170       | 165       | 105       | 130       | 113       | 128       | 148       | 126       | 91        | -27.8              |
| TOTAL TRANSFERS TO NORTH CAROLINA INSTITUTIONS     | 11,495    | 11,724    | 11,987    | 11,967    | 11,744    | 12,016    | 12,421    | 13,411    | 14,748    | 16,188    | 16,428    | 1.5                |

<sup>1</sup> Includes transfers from technical institutes.

<sup>2</sup> Includes Bible colleges.

TABLE 38. UNDERGRADUATE TRANSFER STUDENTS AT NORTH CAROLINA COLLEGES AND UNIVERSITIES  
BY TYPE OF INSTITUTION AND SEX, FALL 1992

| TYPE OF INSTITUTION AND SEX              | TRANSFERRED FROM JUNIOR INSTITUTIONS IN N.C. |         | TRANSFERRED FROM SENIOR INSTITUTIONS IN N.C. |         | Total | TRANSFERRED FROM UNKNOWN NORTH CAROLINA INSTITUTIONS | TRANSFERRED FROM ALL NORTH CAROLINA INSTITUTIONS | TRANSFERRED FROM OUT-OF-STATE INSTITUTIONS | GRAND TOTAL |
|--|--|---------|--|---------|-------|--|--|--|-------------|
|  | Community Colleges                           | Private | UNC  | Private |       |  |  |  |             |
| UNIVERSITY OF NORTH CAROLINA             |  |         |  |         |       |  |  |  |             |
| Men                                      | 149  | 41      | 972  | 358     | 1,330 | 3  | 3,318  | 1,216                                      | 4,534       |
| Women                                    | 290  | 130     | 1,126  | 463     | 1,589 | 6  | 4,070  | 1,402                                      | 5,472       |
| Total                                    | 439  | 171     | 2,098  | 821     | 2,919 | 9  | 7,388  | 2,618                                      | 10,006      |
| PRIVATE SENIOR INSTITUTIONS <sup>2</sup> |  |         |  |         |       |  |  |  |             |
| Men                                      | 41   | 41      | 208  | 129     | 337   | -  | 941  | 662  | 1,603       |
| Women                                    | 130  | 130     | 365  | 172     | 537   | -  | 1,659  | 699  | 2,358       |
| Total                                    | 1,555  | 171     | 573  | 301     | 874   | -  | 2,600  | 1,361                                      | 3,961       |
| ALL SENIOR INSTITUTIONS                  |  |         |  |         |       |  |  |  |             |
| Men                                      | 190  | 190     | 1,180  | 487     | 1,667 | 3  | 4,259  | 1,878                                      | 6,137       |
| Women                                    | 420  | 420     | 1,491  | 635     | 2,126 | 6  | 5,729  | 2,101                                      | 7,830       |
| Total                                    | 5,576  | 610     | 2,671  | 1,122   | 3,793 | 9  | 9,988  | 3,979                                      | 13,967      |
| COMMUNITY COLLEGES                       |  |         |  |         |       |  |  |  |             |
| Men                                      | 235  | 37      | 253  | 114     | 367   | -  | 639  | 407  | 1,046       |
| Women                                    | 342  | 38      | 287  | 100     | 387   | -  | 767  | 557  | 1,324       |
| Total                                    | 577  | 75      | 540  | 214     | 754   | -  | 1,406  | 964  | 2,370       |
| PRIVATE JUNIOR COLLEGES                  |  |         |  |         |       |  |  |  |             |
| Men                                      | 23   | -       | 7  | 7       | 14    | -  | 37   | 16   | 53          |
| Women                                    | 10   | -       | 7  | 3       | 10    | -  | 20   | 18   | 38          |
| Total                                    | 33   | -       | 14   | 10      | 24    | -  | 57   | 34   | 91          |
| ALL JUNIOR COLLEGES                      |  |         |  |         |       |  |  |  |             |
| Men                                      | 258  | 37      | 260  | 121     | 381   | -  | 676  | 423  | 1,099       |
| Women                                    | 352  | 38      | 294  | 103     | 397   | -  | 787  | 575  | 1,362       |
| Total                                    | 610  | 75      | 554  | 224     | 778   | -  | 1,463  | 998  | 2,461       |
| ALL INSTITUTIONS                         |  |         |  |         |       |  |  |  |             |
| Men                                      | 2,657  | 227     | 1,440  | 608     | 2,048 | 3  | 4,935  | 2,301                                      | 7,236       |
| Women                                    | 3,529  | 458     | 1,785  | 738     | 2,523 | 6  | 6,516  | 2,676                                      | 9,192       |
| Total                                    | 6,186  | 685     | 3,225  | 1,346   | 4,571 | 9  | 11,451   | 4,977                                      | 16,428      |

<sup>1</sup> Includes transfers from Technical Institutes and Colleges.

<sup>2</sup> Includes Seminary and Bible Colleges.





Table 40.

Undergraduate Transfer Students from Senior Colleges and Universities to Senior Colleges and Universities in North Carolina by Institution, Fall 1992

| Institution                             | Transferred from the University of North Carolina |               |                |              |              |              |                         |            |           |               |                 |               |                |                |                  | Transferred from Priv. Sr. Institutions |                  |              |               |           |               |           |            |           |          |           |           |   |
|---|---|---------------|----------------|--------------|--------------|--------------|-------------------------|------------|-----------|---------------|-----------------|---------------|----------------|----------------|------------------|---|------------------|--------------|---------------|-----------|---------------|-----------|------------|-----------|----------|-----------|-----------|---|
|   | Appalachian                                       | East Carolina | Elizabeth City | Fayetteville | N.C. A and T | N.C. Central | N.C. School of the Arts | N.C. State | Pembroke  | UNC-Asheville | UNC-Chapel Hill | UNC-Charlotte | UNC-Greensboro | UNC-Wilmington | Western Carolina | Winston-Salem                           | Military Centers | UNC Total    | Barber-Scotia | Barton    | Belmont Abbey | Bennett   | Campbell   | Catawba   | Davidson | Duke      | Elon      |   |
| <b>The University of North Carolina</b> |   |               |                |              |              |              |                         |            |           |               |                 |               |                |                |                  |   |                  |              |               |           |               |           |            |           |          |           |           |   |
| Appalachian                             | -   | 14            | -              | -            | -            | 1            | 1                       | -          | 10        | 1             | 6               | 12            | 7              | 19             | 9                | 17                                      | 3                | -            | 100           | -         | -             | -         | -          | 7         | 2        | 1         | -         | 2 |
| East Carolina                           | 11  | -             | 6              | 7            | 2            | 5            | -                       | 31         | 17        | 4             | 20              | 12            | 18             | 31             | 6                | 3                                       | -                | 173          | -             | 11        | 2             | -         | 12         | 1         | -        | 1         | 16        |   |
| Elizabeth City                          | 2   | 10            | -              | -            | 2            | 3            | -                       | 3          | -         | -             | 2               | -             | -              | 2              | 1                | 1                                       | -                | 26           | -             | 1         | -             | -         | -          | 1         | -        | -         | -         |   |
| Fayetteville                            | 3   | 7             | 1              | -            | 7            | 7            | -                       | 6          | 9         | -             | 4               | 4             | 3              | 2              | -                | 6                                       | -                | 59           | -             | 1         | -             | 2         | 11         | -         | -        | -         | 1         |   |
| N.C. A and T                            | 7   | 11            | 2              | 1            | -            | 17           | -                       | 7          | 1         | -             | 8               | 7             | 23             | 4              | 2                | 7                                       | -                | 97           | -             | 1         | -             | 3         | 1          | 1         | -        | -         | 8         |   |
| N.C. Central                            | 2   | 8             | 3              | 5            | 13           | 1            | -                       | 7          | -         | -             | 11              | 6             | 10             | 2              | 2                | 11                                      | -                | 81           | -             | -         | -             | 2         | -          | -         | -        | -         | 2         |   |
| N.C. School of the Arts                 | -   | 1             | -              | -            | -            | -            | -                       | -          | -         | -             | 2               | 1             | 1              | 1              | 1                | -                                       | -                | 7            | -             | -         | -             | -         | -          | -         | -        | -         | -         |   |
| N.C. State                              | 27  | 47            | 6              | 8            | 6            | 3            | -                       | 375        | 6         | 19            | 27              | 26            | 31             | 33             | 9                | -                                       | -                | 623          | -             | 2         | -             | -         | 16         | 2         | -        | 3         | 3         |   |
| Pembroke                                | 1   | 5             | -              | 12           | 3            | -            | -                       | 3          | -         | -             | 3               | 6             | 4              | 2              | 1                | -                                       | -                | 43           | -             | -         | -             | -         | 4          | -         | -        | -         | 2         |   |
| UNC-Asheville                           | 9   | 1             | -              | -            | -            | 1            | -                       | 7          | -         | -             | 10              | 6             | 7              | 2              | 10               | 1                                       | -                | 54           | 1             | 1         | -             | -         | -          | -         | -        | -         | -         |   |
| UNC-Chapel Hill                         | 28  | 15            | -              | 1            | 1            | 5            | -                       | 69         | 1         | 11            | -               | 31            | 46             | 13             | 2                | 2                                       | -                | 225          | -             | 3         | 1             | -         | 9          | 1         | 1        | 4         | 8         |   |
| UNC-Charlotte                           | 37  | 27            | 1              | 5            | 9            | 10           | -                       | 35         | 9         | 15            | 15              | -             | 31             | 18             | 28               | 3                                       | -                | 243          | 2             | -         | 6             | -         | 7          | 5         | -        | -         | 6         |   |
| UNC-Greensboro                          | 38  | 19            | -              | 1            | 12           | 1            | 1                       | 29         | 7         | 9             | 15              | 15            | -              | 16             | 14               | 6                                       | -                | 183          | -             | 3         | 1             | -         | 6          | -         | -        | -         | 11        |   |
| UNC-Wilmington                          | 10  | 16            | 3              | 2            | 1            | -            | -                       | 16         | 2         | 2             | 10              | 8             | 7              | -              | 4                | -                                       | -                | 81           | 1             | 1         | 1             | -         | 7          | 1         | -        | -         | 3         |   |
| Western Carolina                        | 7   | 4             | -              | 1            | -            | -            | -                       | 5          | 1         | 19            | 3               | 5             | 4              | 1              | -                | -                                       | 1                | 51           | -             | -         | -             | -         | 3          | -         | -        | -         | -         |   |
| Winston-Salem                           | 4   | 3             | 2              | 1            | 12           | 8            | -                       | 2          | -         | 1             | 6               | 6             | 6              | -              | 1                | -                                       | -                | 52           | 4             | -         | -             | -         | 1          | 1         | -        | -         | 1         |   |
| <b>UNC Total</b>                        | <b>186</b>  | <b>188</b>    | <b>24</b>      | <b>44</b>    | <b>69</b>    | <b>62</b>    | <b>1</b>                | <b>605</b> | <b>54</b> | <b>86</b>     | <b>148</b>      | <b>137</b>    | <b>212</b>     | <b>138</b>     | <b>99</b>        | <b>44</b>                               | <b>1</b>         | <b>2,098</b> | <b>8</b>      | <b>24</b> | <b>11</b>     | <b>7</b>  | <b>84</b>  | <b>15</b> | <b>2</b> | <b>8</b>  | <b>63</b> |   |
| <b>Private Senior Institutions</b>      |   |               |                |              |              |              |                         |            |           |               |                 |               |                |                |                  |   |                  |              |               |           |               |           |            |           |          |           |           |   |
| Barber-Scotia                           | -   | -             | -              | -            | 1            | -            | -                       | -          | -         | -             | -               | -             | -              | -              | -                | -                                       | -                | 1            | -             | -         | -             | -         | -          | -         | -        | -         | -         |   |
| Barton                                  | 2   | 6             | -              | 4            | -            | 1            | -                       | 3          | -         | -             | 3               | 1             | -              | 2              | -                | 1                                       | -                | 23           | -             | -         | -             | -         | -          | -         | -        | -         | -         |   |
| Belmont Abbey                           | 2   | -             | -              | -            | -            | -            | -                       | 3          | -         | -             | -               | 2             | 1              | -              | 3                | -                                       | -                | 11           | -             | -         | -             | -         | -          | -         | -        | -         | -         |   |
| Bennett                                 | -   | -             | -              | -            | -            | -            | -                       | -          | -         | -             | -               | -             | -              | -              | -                | -                                       | -                | 0            | 1             | -         | -             | -         | -          | -         | -        | -         | -         |   |
| Campbell                                | 1   | 7             | -              | 7            | -            | -            | -                       | 7          | -         | -             | 6               | 1             | 2              | 4              | 1                | 1                                       | -                | 37           | -             | 2         | -             | -         | -          | 1         | -        | -         | 1         |   |
| Catawba                                 | 3   | 2             | -              | -            | -            | -            | -                       | -          | 1         | 1             | -               | 2             | -              | -              | -                | -                                       | -                | 9            | -             | -         | -             | -         | -          | -         | -        | -         | 1         |   |
| Chowan                                  | -   | 3             | -              | 1            | -            | -            | -                       | -          | -         | -             | -               | -             | -              | -              | -                | -                                       | -                | 4            | -             | 1         | -             | -         | -          | -         | -        | -         | -         |   |
| Davidson                                | -   | -             | -              | -            | -            | -            | -                       | -          | -         | -             | 1               | 1             | -              | -              | -                | -                                       | -                | 2            | -             | -         | -             | -         | -          | -         | -        | 1         | -         |   |
| Duke                                    | -   | -             | -              | -            | -            | -            | -                       | -          | -         | -             | 1               | -             | -              | -              | -                | -                                       | -                | 1            | -             | -         | -             | -         | -          | -         | -        | -         | -         |   |
| Elon                                    | 1   | 4             | -              | -            | -            | 1            | -                       | 4          | 1         | -             | -               | 1             | 4              | 1              | -                | 1                                       | -                | 18           | -             | -         | -             | -         | -          | 1         | -        | 1         | -         |   |
| Gardner-Webb                            | 4   | 3             | -              | 1            | 1            | -            | -                       | 1          | 1         | -             | -               | 8             | 5              | -              | 2                | 2                                       | -                | 28           | -             | -         | 1             | -         | 2          | 1         | -        | -         | -         |   |
| Greensboro                              | 1   | -             | -              | -            | 3            | 1            | -                       | 2          | -         | -             | 2               | -             | 11             | -              | -                | 1                                       | -                | 21           | -             | 1         | -             | -         | 3          | -         | -        | -         | 4         |   |
| Guilford                                | 1   | 2             | -              | -            | 7            | -            | -                       | -          | 1         | -             | 1               | 1             | 10             | -              | 1                | 1                                       | -                | 25           | -             | -         | -             | -         | -          | -         | -        | -         | 5         |   |
| High Point                              | 6   | 2             | -              | 1            | 3            | -            | -                       | 2          | -         | 1             | 4               | 5             | 23             | 2              | 3                | 3                                       | -                | 55           | -             | 1         | -             | 1         | 1          | -         | -        | -         | 5         |   |
| Johnson G. Smith                        | -   | -             | -              | -            | 1            | 2            | -                       | -          | -         | 2             | -               | -             | -              | -              | -                | -                                       | -                | 5            | -             | -         | -             | -         | -          | -         | -        | -         | -         |   |
| Lees-McRae                              | 3   | 1             | -              | -            | -            | -            | -                       | 1          | -         | -             | -               | -             | -              | -              | -                | -                                       | -                | 5            | -             | -         | -             | -         | -          | -         | -        | -         | -         |   |
| Lenoir-Rhyne                            | 5   | 2             | -              | -            | -            | -            | -                       | 4          | 1         | 1             | -               | 1             | 2              | -              | 2                | -                                       | -                | 18           | -             | -         | -             | -         | -          | 2         | -        | -         | 3         |   |
| Livingstone                             | 1   | -             | -              | -            | 3            | -            | -                       | -          | -         | -             | -               | -             | -              | -              | -                | -                                       | -                | 4            | 1             | -         | -             | -         | -          | -         | -        | -         | -         |   |
| Mars Hill                               | 2   | -             | -              | -            | -            | -            | -                       | -          | -         | 13            | -               | -             | 1              | -              | 6                | 1                                       | -                | 23           | -             | -         | -             | -         | -          | -         | -        | -         | -         |   |
| Meredith                                | -   | 3             | -              | 1            | -            | 2            | -                       | 24         | -         | 1             | 4               | -             | 5              | 3              | 2                | -                                       | -                | 45           | -             | -         | -             | -         | 2          | -         | -        | -         | 1         |   |
| Methodist                               | 6   | 6             | 1              | 21           | -            | -            | -                       | 5          | 2         | -             | 3               | 3             | 4              | 5              | 1                | -                                       | -                | 57           | -             | -         | -             | -         | 24         | -         | -        | -         | 1         |   |
| Montreat-Anderson                       | -   | -             | -              | -            | -            | -            | -                       | -          | -         | -             | -               | -             | -              | -              | 3                | -                                       | -                | 3            | -             | -         | -             | -         | -          | -         | -        | -         | -         |   |
| Mount Olive                             | -   | 2             | -              | -            | -            | 1            | -                       | 2          | -         | -             | 1               | 1             | -              | -              | -                | -                                       | -                | 7            | -             | -         | -             | -         | -          | -         | -        | -         | -         |   |
| N.C. Wesleyan                           | -   | 11            | -              | -            | 1            | 1            | -                       | 2          | -         | -             | -               | 1             | -              | 1              | -                | -                                       | -                | 17           | -             | 3         | -             | 1         | -          | -         | -        | -         | -         |   |
| Pfeiffer                                | 1   | 1             | -              | -            | 1            | -            | -                       | -          | 1         | -             | -               | 6             | 1              | -              | -                | -                                       | -                | 11           | -             | -         | -             | -         | -          | -         | -        | -         | -         |   |
| Queens                                  | 3   | 1             | -              | -            | -            | -            | -                       | 4          | -         | -             | 4               | 16            | -              | -              | 2                | 1                                       | -                | 31           | -             | -         | -             | -         | -          | -         | -        | -         | -         |   |
| St. Andrews                             | -   | -             | -              | -            | -            | -            | -                       | -          | 1         | -             | -               | 1             | -              | 3              | -                | -                                       | -                | 5            | -             | -         | -             | -         | 2          | -         | -        | -         | -         |   |
| St. Augustine's                         | -   | -             | -              | 2            | 1            | 2            | -                       | 3          | -         | -             | -               | -             | -              | 2              | -                | -                                       | -                | 10           | -             | -         | -             | -         | -          | -         | -        | -         | -         |   |
| Salem                                   | 3   | -             | -              | -            | -            | -            | -                       | 1          | -         | 1             | -               | 1             | 5              | 2              | 1                | 6                                       | -                | 20           | -             | -         | -             | -         | -          | -         | -        | -         | 1         |   |
| Shaw                                    | 1   | 1             | 2              | 2            | 10           | 6            | -                       | 4          | -         | 1             | 1               | 1             | 2              | 4              | 1                | 2                                       | -                | 38           | 1             | 1         | -             | 1         | 1          | -         | 2        | -         | -         |   |
| Wake Forest                             | 1   | 1             | -              | -            | 1            | -            | -                       | 1          | -         | -             | 1               | 4             | 2              | -              | -                | 1                                       | -                | 12           | -             | -         | -             | -         | 2          | -         | -        | -         | -         |   |
| Warren Wilson                           | 1   | -             | -              | -            | -            | -            | -                       | -          | -         | -             | -               | 1             | -              | -              | -                | -                                       | -                | 2            | -             | -         | -             | -         | -          | -         | -        | -         | 1         |   |
| Wingate                                 | -   | 1             | -              | -            | -            | 2            | -                       | 2          | 3         | -             | -               | 8             | -              | 1              | -                | 1                                       | -                | 18           | -             | -         | -             | -         | 2          | -         | -        | -         | 1         |   |
| Southeastern Seminary                   | -   | -             | -              | -            | -            | -            | -                       | -          | -         | -             | -               | -             | -              | -              | -                | -                                       | -                | 0            | -             | -         | -             | -         | -          | -         | -        | -         | -         |   |
| East Coast                              | -   | -             | -              | -            | -            | -            | -                       | -          | -         | -             | -               | -             | -              | -              | -                | -                                       | -                | 0            | -             | -         | -             | -         | -          | -         | -        | -         | -         |   |
| Heritage                                | -   | -             | -              | -            | -            | -            | -                       | -          | -         | -             | -               | -             | -              | 1              | -                | -                                       | -                | 1            | -             | -         | -             | -         | -          | -         | -        | -         | -         |   |
| John Wesley                             | -   | 1             | -              | -            | 1            | -            | -                       | -          | -         | -             | -               | -             | -              | 2              | -                | -                                       | -                | 4            | -             | -         | -             | -         | -          | -         | -        | -         | -         |   |
| Piedmont                                | -   | -             | -              | -            | -            | -            | -                       | -          | -         | -             | -               | -             | -              | -              | 1                | -                                       | -                | 1            | -             | -         | -             | -         | -          | -         | -        | -         | 1         |   |
| Roanoke                                 | -   | 1             | -              | -            | -            | -            | -                       | -          | -         | -             | -               | -             | -              | -              | -                | -                                       | -                | 1            | -             | -         | -             | -         | -          | -         | -        | -         | -         |   |
| Winston-Salem                           | -   | -             | -              | -            | -            | -            | -                       | -          | -         | -             | -               | -             | -              | -              | -                | -                                       | -                | 0            | -             | -         | -             | -         | -          | -         | -        | -         | -         |   |
| <b>Private Senior Total</b>             | <b>48</b>   | <b>61</b>     | <b>3</b>       | <b>40</b>    | <b>34</b>    | <b>19</b>    | <b>0</b>                | <b>74</b>  | <b>12</b> | <b>22</b>     | <b>32</b>       | <b>66</b>     | <b>81</b>      | <b>30</b>      | <b>29</b>        | <b>22</b>                               | <b>0</b>         | <b>573</b>   | <b>4</b>      | <b>9</b>  | <b>1</b>      | <b>4</b>  | <b>39</b>  | <b>5</b>  | <b>2</b> | <b>3</b>  | <b>24</b> |   |
| <b>GRAND TOTAL</b>                      | <b>234</b>  | <b>249</b>    | <b>27</b>      | <b>84</b>    | <b>103</b>   | <b>81</b>    | <b>1</b>                | <b>679</b> | <b>66</b> | <b>108</b>    | <b>180</b>      | <b>203</b>    | <b>293</b>     | <b>168</b>     | <b>128</b>       | <b>66</b>                               | <b>1</b>         | <b>2,671</b> | <b>12</b>     | <b>33</b> | <b>12</b>     | <b>11</b> | <b>123</b> | <b>20</b> | <b>4</b> | <b>11</b> | <b>87</b> |   |





Table 40. (Cont.)

Undergraduate Transfer Students from Senior Colleges and Universities to Senior Colleges and Universities in North Carolina by Institution, Fall 1992

| Institution                             | Transferred from Private Senior Institutions (Cont.) |            |           |            |            |            |              |             |           |           |           |                   |             |               |           |           |             |                 |           |           | Private Sr. Total | Grand Total |             |               |                                   |
|---|--|------------|-----------|------------|------------|------------|--------------|-------------|-----------|-----------|-----------|-------------------|-------------|---------------|-----------|-----------|-------------|-----------------|-----------|-----------|-------------------|-------------|-------------|---------------|-----------------------------------|
|   | Gardner-Webb   | Greensboro | Guilford  | High Point | J.C. Smith | Lees-McRae | Lenoir-Rhyne | Livingstone | Mars Hill | Meredith  | Methodist | Montreat-Anderson | Mount Olive | N.C. Wesleyan | Pfeiffer  | Queens    | St. Andrews | St. Augustine's | Salem     | Shaw      |                   |             | Wake Forest | Warren Wilson | Wingate Seminary & Bible Colleges |
| <b>The University of North Carolina</b> |  |            |           |            |            |            |              |             |           |           |           |                   |             |               |           |           |             |                 |           |           |                   |             |             |               |                                   |
| Appalachian                             | 4  | -          | 3         | 5          | -          | 13         | 5            | -           | 1         | 5         | -         | -                 | 2           | -             | 4         | -         | -           | -               | -         | -         | 2                 | 1           | 3           | -             |                                   |
| East Carolina                           | 1  | -          | -         | 1          | 2          | 10         | 3            | -           | 1         | 10        | 7         | 2                 | 19          | 5             | 3         | -         | 3           | 2               | 1         | 1         | 2                 | -           | 3           | -             |                                   |
| Elizabeth City                          | -  | -          | -         | -          | -          | -          | -            | -           | -         | 1         | -         | -                 | -           | -             | 1         | -         | -           | 2               | -         | -         | -                 | -           | 1           | 1             |                                   |
| Fayetteville                            | -  | 1          | -         | 1          | 1          | -          | -            | 2           | -         | 2         | 11        | -                 | -           | -             | 1         | -         | -           | 2               | -         | 1         | -                 | -           | -           | -             |                                   |
| N.C. A and T                            | -  | 2          | 4         | 2          | 8          | 2          | 1            | 3           | 2         | -         | -         | -                 | -           | -             | -         | -         | -           | 4               | -         | 3         | 1                 | -           | -           | -             |                                   |
| N.C. Central                            | -  | 2          | 1         | -          | 4          | -          | -            | 3           | 1         | 2         | 3         | -                 | 1           | 2             | -         | -         | -           | 8               | -         | 1         | -                 | -           | -           | -             |                                   |
| N.C. School of the Arts                 | -  | -          | -         | -          | -          | -          | -            | -           | 1         | -         | -         | -                 | -           | -             | -         | -         | -           | -               | -         | -         | -                 | 3           | -           | -             |                                   |
| N.C. State                              | 2  | 2          | 3         | 3          | -          | 4          | 5            | -           | 1         | 10        | 5         | -                 | 5           | 2             | 2         | -         | 2           | 5               | 2         | 3         | 2                 | 3           | 3           | -             |                                   |
| Pembroke                                | -  | -          | -         | -          | -          | -          | -            | 1           | -         | -         | 1         | -                 | 1           | 1             | -         | -         | 3           | -               | -         | 2         | -                 | -           | -           | -             |                                   |
| UNC-Asheville                           | 1  | -          | 2         | -          | -          | -          | 1            | -           | 5         | -         | -         | 4                 | 1           | -             | 1         | -         | -           | -               | -         | -         | -                 | 1           | 1           | 1             |                                   |
| UNC-Chapel Hill                         | -  | -          | 4         | -          | -          | 2          | 4            | -           | -         | 15        | -         | 2                 | 2           | 1             | -         | -         | 2           | 1               | 2         | -         | 4                 | -           | 1           | -             |                                   |
| UNC-Charlotte                           | 10   | 4          | 1         | 2          | 10         | 6          | 7            | 1           | 1         | 3         | 4         | -                 | 1           | 8             | 14        | 1         | -           | 3               | -         | 2         | 2                 | 21          | -           |               |                                   |
| UNC-Greensboro                          | 3  | 21         | 12        | 5          | -          | 7          | 5            | -           | 10        | 1         | 3         | 2                 | -           | 6             | -         | -         | -           | 2               | -         | 4         | 2                 | 2           | -           | -             |                                   |
| UNC-Wilmington                          | 1  | -          | 1         | 1          | -          | 2          | 1            | -           | 2         | 1         | 1         | -                 | 6           | 3             | -         | 1         | -           | -               | -         | -         | 1                 | -           | 1           | -             |                                   |
| Western Carolina                        | 2  | -          | 1         | -          | -          | 5          | 4            | -           | 4         | -         | 1         | 2                 | -           | -             | 1         | -         | -           | -               | -         | -         | 2                 | 1           | -           | -             |                                   |
| Winston-Salem                           | 1  | -          | 1         | 3          | 5          | 1          | 1            | 2           | 1         | -         | -         | -                 | -           | -             | -         | -         | -           | 2               | 1         | 1         | 1                 | -           | -           | 1             |                                   |
| <b>UNC Total</b>                        | <b>25</b>  | <b>32</b>  | <b>33</b> | <b>23</b>  | <b>30</b>  | <b>52</b>  | <b>38</b>    | <b>11</b>   | <b>20</b> | <b>59</b> | <b>34</b> | <b>13</b>         | <b>39</b>   | <b>15</b>     | <b>27</b> | <b>15</b> | <b>11</b>   | <b>26</b>       | <b>11</b> | <b>12</b> | <b>21</b>         | <b>11</b>   | <b>38</b>   | <b>3</b>      | <b>821</b>                        |
| <b>Private Senior Institutions</b>      |  |            |           |            |            |            |              |             |           |           |           |                   |             |               |           |           |             |                 |           |           |                   |             |             |               |                                   |
| Barton                                  | -  | -          | -         | -          | 1          | -          | -            | 3           | -         | -         | -         | -                 | -           | -             | -         | -         | -           | -               | -         | -         | -                 | -           | -           | -             | 4                                 |
| Barton                                  | -  | -          | -         | -          | 2          | -          | 1            | -           | -         | 1         | -         | -                 | 7           | 4             | -         | -         | -           | -               | -         | -         | -                 | -           | -           | -             | 15                                |
| Belmont Abbey                           | -  | -          | -         | -          | -          | 4          | 1            | -           | -         | -         | -         | 3                 | -           | -             | -         | 1         | -           | -               | -         | 1         | -                 | 1           | -           | -             | 11                                |
| Bennett                                 | -  | -          | -         | 1          | -          | -          | -            | -           | -         | -         | -         | -                 | -           | -             | -         | -         | -           | -               | -         | -         | -                 | -           | -           | -             | 2                                 |
| Campbell                                | 1  | -          | -         | -          | -          | -          | -            | -           | -         | 1         | -         | -                 | -           | 2             | -         | -         | -           | -               | -         | 1         | 1                 | -           | 1           | -             | 11                                |
| Catawba                                 | -  | -          | 1         | -          | -          | -          | -            | -           | 3         | -         | -         | -                 | -           | -             | -         | -         | -           | -               | -         | 1         | -                 | -           | -           | -             | 7                                 |
| Catawba                                 | 1  | -          | -         | -          | -          | -          | -            | -           | -         | -         | -         | -                 | -           | -             | -         | -         | -           | -               | -         | -         | -                 | -           | -           | -             | 2                                 |
| Davidson                                | -  | -          | -         | -          | -          | -          | -            | -           | -         | -         | -         | -                 | -           | -             | -         | 1         | -           | -               | -         | -         | -                 | -           | -           | -             | 2                                 |
| Duke                                    | -  | -          | -         | -          | -          | -          | -            | -           | -         | -         | -         | -                 | -           | -             | -         | -         | -           | -               | -         | -         | -                 | -           | -           | -             | 0                                 |
| Elon                                    | -  | -          | -         | 1          | -          | 1          | 1            | -           | 1         | -         | 2         | -                 | -           | -             | 3         | -         | -           | -               | -         | 1         | -                 | -           | -           | -             | 12                                |
| Gardner-Webb                            | -  | 1          | 2         | -          | -          | -          | 3            | -           | 1         | -         | -         | 1                 | -           | -             | 1         | -         | -           | -               | 1         | -         | -                 | -           | 2           | -             | 16                                |
| Greensboro                              | -  | -          | 1         | 1          | -          | 1          | 1            | -           | -         | -         | -         | -                 | -           | 1             | 2         | 1         | -           | 1               | -         | -         | -                 | -           | -           | -             | 19                                |
| Guilford                                | 1  | 1          | -         | 3          | -          | -          | -            | -           | -         | 1         | -         | -                 | -           | -             | -         | -         | -           | -               | 2         | 1         | 1                 | 1           | 1           | -             | 17                                |
| High Point                              | 1  | 2          | 4         | -          | -          | 2          | 1            | -           | 1         | -         | -         | 2                 | -           | -             | 2         | 1         | -           | -               | 1         | -         | 1                 | -           | 1           | 3             | 30                                |
| Johnson C. Smith                        | -  | -          | -         | -          | -          | -          | -            | 1           | -         | -         | -         | -                 | -           | -             | -         | -         | -           | -               | -         | -         | -                 | -           | 1           | 3             | 8                                 |
| Lees-McRae                              | 1  | -          | -         | -          | -          | -          | 1            | -           | -         | -         | -         | 1                 | -           | 1             | -         | 1         | -           | -               | -         | -         | -                 | -           | 1           | -             | 6                                 |
| Lenoir-Rhyne                            | 3  | -          | 1         | 1          | -          | -          | -            | -           | 1         | -         | -         | -                 | -           | -             | 1         | -         | -           | -               | -         | -         | -                 | -           | -           | -             | 12                                |
| Livingstone                             | -  | -          | -         | -          | 1          | -          | -            | -           | -         | -         | -         | -                 | -           | -             | -         | -         | -           | 1               | -         | 1         | -                 | -           | -           | -             | 4                                 |
| Mars Hill                               | -  | -          | -         | -          | -          | -          | -            | -           | -         | -         | 2         | -                 | -           | -             | -         | -         | -           | -               | -         | -         | -                 | 2           | -           | -             | 4                                 |
| Meredith                                | -  | -          | 1         | -          | -          | -          | -            | -           | -         | -         | -         | -                 | 1           | 2             | -         | -         | -           | 1               | -         | -         | 1                 | -           | -           | -             | 9                                 |
| Methodist                               | -  | -          | -         | -          | -          | -          | -            | -           | -         | 2         | -         | -                 | -           | -             | -         | -         | -           | -               | -         | 1         | -                 | -           | 1           | -             | 29                                |
| Montreat-Anderson                       | -  | -          | -         | -          | -          | -          | -            | -           | 1         | -         | -         | -                 | -           | -             | -         | -         | -           | -               | 1         | -         | -                 | -           | -           | -             | 2                                 |
| Mount Olive                             | -  | -          | -         | -          | -          | -          | -            | -           | -         | -         | 1         | -                 | -           | -             | -         | -         | -           | -               | -         | -         | -                 | -           | -           | -             | 1                                 |
| N.C. Wesleyan                           | -  | -          | -         | -          | -          | -          | -            | -           | -         | -         | -         | -                 | -           | -             | -         | -         | 1           | -               | -         | -         | -                 | -           | -           | -             | 5                                 |
| Pfeiffer                                | -  | -          | -         | 1          | -          | -          | -            | -           | -         | -         | -         | -                 | -           | -             | -         | -         | -           | -               | -         | -         | -                 | -           | 2           | 3             | 14                                |
| Queens                                  | 1  | -          | 2         | 1          | -          | -          | -            | -           | -         | -         | -         | -                 | -           | -             | -         | 1         | -           | -               | -         | -         | -                 | 1           | 2           | 1             | 9                                 |
| St. Andrews                             | -  | -          | -         | -          | -          | 1          | -            | -           | -         | -         | -         | -                 | -           | 1             | -         | -         | -           | -               | -         | -         | -                 | -           | -           | -             | 4                                 |
| St. Augustine's                         | -  | -          | -         | -          | 2          | -          | -            | 1           | -         | -         | -         | -                 | -           | -             | -         | -         | -           | -               | -         | 2         | -                 | -           | -           | -             | 5                                 |
| Salem                                   | -  | -          | 1         | 5          | -          | -          | -            | -           | -         | -         | -         | -                 | 1           | -             | 1         | -         | -           | -               | -         | -         | 2                 | -           | -           | -             | 12                                |
| Shaw                                    | -  | 1          | -         | -          | 3          | 1          | -            | 1           | 1         | -         | -         | -                 | 1           | 2             | -         | 3         | -           | 4               | 1         | -         | -                 | -           | -           | -             | 28                                |
| Wake Forest                             | -  | -          | 1         | -          | -          | 1          | -            | -           | -         | -         | -         | -                 | -           | -             | -         | -         | -           | -               | -         | -         | -                 | -           | -           | -             | 4                                 |
| Warren Wilson                           | -  | -          | -         | -          | -          | -          | -            | -           | -         | -         | -         | -                 | -           | -             | -         | -         | -           | -               | -         | -         | -                 | -           | -           | -             | 1                                 |
| Wingate                                 | 1  | -          | -         | 1          | -          | -          | -            | -           | -         | 1         | -         | -                 | -           | -             | -         | -         | -           | -               | -         | -         | -                 | -           | -           | -             | 6                                 |
| Southeastern Seminary                   | -  | -          | -         | -          | -          | -          | -            | -           | -         | -         | -         | -                 | -           | -             | -         | -         | -           | -               | -         | -         | -                 | -           | -           | -             | 0                                 |
| East Coast                              | -  | -          | -         | -          | -          | -          | -            | -           | -         | -         | -         | 1                 | -           | -             | -         | -         | -           | -               | -         | -         | -                 | -           | -           | -             | 1                                 |
| Heritage                                | -  | -          | -         | -          | -          | -          | -            | -           | -         | -         | -         | -                 | -           | -             | -         | -         | -           | -               | -         | -         | -                 | -           | -           | -             | 1                                 |
| John Wesley                             | -  | -          | -         | 1          | -          | -          | -            | -           | -         | -         | -         | -                 | -           | -             | -         | -         | -           | -               | -         | -         | -                 | -           | 1           | 2             | 6                                 |
| Piedmont                                | -  | -          | -         | -          | -          | -          | -            | -           | -         | -         | -         | -                 | -           | -             | -         | -         | -           | -               | -         | -         | -                 | 1           | -           | -             | 2                                 |
| Roanoke                                 | -  | -          | -         | -          | -          | -          | -            | -           | -         | -         | -         | -                 | -           | -             | -         | -         | -           | -               | -         | -         | -                 | -           | 1           | -             | 1                                 |
| Winston-Salem                           | -  | -          | -         | -          | -          | -          | -            | -           | -         | -         | -         | -                 | -           | -             | -         | -         | -           | -               | -         | -         | -                 | -           | -           | -             | 0                                 |
| <b>Private Senior Total</b>             | <b>10</b>  | <b>5</b>   | <b>14</b> | <b>16</b>  | <b>9</b>   | <b>11</b>  | <b>9</b>     | <b>6</b>    | <b>9</b>  | <b>6</b>  | <b>3</b>  | <b>10</b>         | <b>9</b>    | <b>14</b>     | <b>9</b>  | <b>10</b> | <b>1</b>    | <b>7</b>        | <b>7</b>  | <b>8</b>  | <b>6</b>          | <b>6</b>    | <b>15</b>   | <b>10</b>     | <b>301</b>                        |
| <b>GRAND TOTAL</b>                      | <b>35</b>  | <b>37</b>  | <b>47</b> | <b>39</b>  | <b>39</b>  | <b>63</b>  | <b>47</b>    | <b>17</b>   | <b>29</b> | <b>65</b> | <b>37</b> | <b>23</b>         | <b>48</b>   | <b>29</b>     | <b>36</b> | <b>25</b> | <b>12</b>   | <b>33</b>       | <b>18</b> | <b>20</b> | <b>27</b>         | <b>17</b>   | <b>53</b>   | <b>13</b>     | <b>1,122</b>                      |



Table 41. Undergraduate Transfer Students from Senior Colleges and Universities to Two-Year Colleges in North Carolina, Fall 1991

| Institution                    | Transferred from the University of North Carolina |               |                |              |              |              |                         |            |          |               |                 |               |                |                | Transferred from Priv. Sr. Institutions |               |                  |           |  |  |
|--------------------------------|---|---------------|----------------|--------------|--------------|--------------|-------------------------|------------|----------|---------------|-----------------|---------------|----------------|----------------|---|---------------|------------------|-----------|--|--|
|                                | Appalachian                                       | East Carolina | Elizabeth City | Fayetteville | N.C. A and T | N.C. Central | N.C. School of the Arts | N.C. State | Pembroke | UNC-Asheville | UNC-Chapel Hill | UNC-Charlotte | UNC-Greensboro | UNC-Wilmington | Western Carolina                        | Winston-Salem | Military Centers | UNC Total |  |  |
| <b>Community Colleges</b>      |   |               |                |              |              |              |                         |            |          |               |                 |               |                |                |   |               |                  |           |  |  |
| Asheville-Buncombe             |   |               |                |              |              |              |                         |            |          | 1             |                 |               |                |                | 1                                       |               |                  | 2         |  |  |
| Beaufort County                |   | 2             | 1              |              |              |              |                         |            |          |               |                 |               |                |                |   |               |                  | 4         |  |  |
| Blue Ridge                     |   |               |                |              |              |              |                         |            |          |               | 1               |               |                |                |   |               |                  | 3         |  |  |
| Caldwell                       | 33  | 3             |                | 1            |              |              |                         |            | 1        |               | 1               | 2             | 2              | 1              | 4                                       |               |                  | 48        |  |  |
| Cape Fear                      | 1   | 3             |                | 1            |              |              |                         |            |          | 2             |                 | 2             | 10             |                |   |               |                  | 19        |  |  |
| Carteret                       |   |               |                |              |              |              |                         |            |          |               |                 |               |                |                |   |               |                  | 0         |  |  |
| Catawba Valley                 | 8   | 2             |                | 1            |              |              |                         | 7          |          | 3             | 4               | 6             | 4              | 1              | 5                                       |               |                  | 41        |  |  |
| Central Piedmont               | 4   | 2             |                |              |              |              |                         |            |          | 1             | 5               | 2             | 2              | 4              |   | 1             | 1                | 18        |  |  |
| Cleveland                      |   |               |                |              |              |              |                         |            |          |               |                 |               |                |                |   |               |                  | 0         |  |  |
| Coastal Carolina               |   | 10            |                |              | 2            |              |                         |            |          |               | 3               | 2             | 1              | 7              |   |               |                  | 27        |  |  |
| C. of the Albemarle            | 1   | 2             | 3              |              |              |              |                         |            |          |               |                 |               |                |                |   |               |                  | 8         |  |  |
| Craven                         | 1   | 8             |                |              |              |              |                         | 3          |          |               |                 |               |                |                |   |               |                  | 12        |  |  |
| Davidson County                |   |               |                |              |              |              |                         |            |          |               |                 | 1             |                |                |   |               |                  | 1         |  |  |
| Durham                         | 3   | 4             |                |              | 1            | 1            | 2                       | 2          | 1        | 6             | 1               | 3             | 2              |                |   |               |                  | 24        |  |  |
| Edgecombe                      |   |               |                |              |              |              |                         |            |          |               |                 |               |                |                |   |               |                  | 1         |  |  |
| Fayetteville                   |   |               |                | 2            | 2            |              |                         |            |          |               |                 |               |                |                |   |               |                  | 5         |  |  |
| Forsyth                        | 5   | 2             |                |              |              |              | 2                       |            |          | 2             |                 | 2             | 1              | 1              |   |               |                  | 15        |  |  |
| Gaston                         | 4   |               |                |              |              |              | 2                       |            |          | 1             | 6               | 3             | 2              |                |   |               |                  | 18        |  |  |
| Guilford                       | 1   | 4             |                |              | 5            | 1            | 2                       |            |          | 1             | 3               | 6             | 3              |                |   |               |                  | 26        |  |  |
| Halifax                        |   | 1             | 1              |              | 2            | 1            | 1                       |            |          |               |                 |               |                |                |   |               |                  | 6         |  |  |
| Isothermal                     | 2   |               |                |              |              |              |                         |            |          |               |                 |               |                |                |   |               |                  | 2         |  |  |
| James Sprunt                   | 2   | 2             |                | 1            |              | 1            |                         |            |          | 1             |                 |               |                |                |   |               |                  | 8         |  |  |
| Lenoir                         | 1   | 3             |                |              |              |              | 2                       |            |          | 1             |                 | 1             |                |                |   |               |                  | 7         |  |  |
| Martin                         | 1   | 2             |                |              |              |              |                         |            |          |               |                 |               |                |                |   |               |                  | 5         |  |  |
| Mitchell                       |   |               |                |              |              |              |                         |            |          |               | 2               |               |                |                |   |               |                  | 5         |  |  |
| Montgomery                     |   |               |                |              |              |              |                         |            |          |               |                 |               |                |                |   |               |                  | 0         |  |  |
| Montgomery                     |   |               |                |              |              |              |                         |            |          |               |                 |               |                |                |   |               |                  | 0         |  |  |
| Nash                           |   | 1             |                |              |              |              | 1                       |            |          |               |                 |               |                |                |   |               |                  | 3         |  |  |
| Nash                           | 2   | 29            | 3              | 3            | 1            | 1            | 11                      | 3          |          | 4             | 2               | 5             | 5              | 1              |   |               |                  | 70        |  |  |
| Pitt                           |   |               |                |              |              |              |                         |            |          |               |                 |               |                |                |   |               |                  | 3         |  |  |
| Richmond                       |   | 1             |                |              | 1            | 1            |                         |            |          |               |                 |               |                |                |   |               |                  | 4         |  |  |
| Rockingham                     |   |               |                |              |              |              |                         |            |          | 1             |                 | 1             |                |                |   |               |                  | 4         |  |  |
| Rowan-Cabarrus                 | 2   | 2             |                |              |              |              | 1                       |            |          |               | 13              | 4             | 2              | 1              |   |               |                  | 25        |  |  |
| Sandhills                      | 1   | 1             |                |              |              |              |                         | 2          |          |               | 2               | 2             | 1              |                |   |               |                  | 9         |  |  |
| Southeastern                   | 1   |               |                |              | 1            |              | 2                       | 1          |          |               |                 | 2             |                |                |   |               |                  | 7         |  |  |
| Southwestern                   |   |               |                |              |              |              |                         |            |          |               |                 |               |                | 2              |   |               |                  | 2         |  |  |
| Stanly                         |   |               |                |              |              |              |                         |            |          |               |                 |               |                | 1              |   |               |                  | 1         |  |  |
| Surry                          | 2   |               |                |              |              |              |                         |            |          |               |                 |               |                |                |   |               |                  | 3         |  |  |
| Tri-County                     |   |               |                |              |              |              |                         |            |          |               |                 |               |                |                |   |               |                  | 0         |  |  |
| Vance-Granville                | 1   | 1             |                |              | 1            |              | 2                       |            |          |               |                 |               |                | 1              |   |               |                  | 5         |  |  |
| Wake                           | 1   | 10            |                |              |              | 1            | 29                      | 5          |          | 1             | 1               | 3             | 5              | 1              |   |               |                  | 7         |  |  |
| Wake                           |   |               |                |              |              |              |                         |            |          |               |                 |               |                |                |   |               |                  | 0         |  |  |
| Wayne                          |   | 7             |                | 2            | 4            | 2            | 1                       | 2          |          | 2             |                 |               |                | 1              |   |               |                  | 21        |  |  |
| Western Piedmont               | 4   | 3             |                |              |              |              |                         |            |          |               |                 | 1             |                | 2              | 1                                       |               |                  | 11        |  |  |
| Wilkes                         | 3   |               |                |              |              |              |                         |            |          |               | 1               |               | 2              |                | 1                                       |               |                  | 7         |  |  |
| Comm. Colleges Total           | 84  | 107           | 8              | 11           | 20           | 9            | 5                       | 75         | 15       | 5             | 34              | 44            | 38             | 49             | 33                                      | 3             | 0                | 540       |  |  |
| <b>Private Junior Colleges</b> |   |               |                |              |              |              |                         |            |          |               |                 |               |                |                |   |               |                  |           |  |  |
| Brevard                        |   |               |                |              |              |              |                         |            |          |               |                 |               |                |                | 2                                       |               |                  | 2         |  |  |
| Louisburg                      |   | 4             |                |              |              |              |                         | 3          |          |               | 1               |               |                | 1              |   |               |                  | 9         |  |  |
| Peace                          |   |               |                |              |              |              |                         |            |          |               |                 |               |                |                |   |               |                  | 0         |  |  |
| Saint Mary's                   |   |               |                |              |              |              |                         |            |          |               |                 |               |                |                |   |               |                  | 2         |  |  |
| Priv. Jr. Total                | 0   | 5             | 0              | 0            | 0            | 0            | 4                       | 0          | 0        | 1             | 0               | 0             | 2              | 2              | 0                                       | 0             | 0                | 14        |  |  |
| <b>GRAND TOTAL</b>             | 84  | 112           | 8              | 11           | 20           | 9            | 5                       | 79         | 15       | 5             | 35              | 44            | 38             | 51             | 35                                      | 3             | 0                | 554       |  |  |

Table 41. (Cont.) Undergraduate Transfer Students from Senior Colleges and Universities to Two-Year Colleges in North Carolina, Fall 1992

| Institution                    | Transferred from Private Senior Institutions (Cont.) |            |          |            |            |            |              |             |           |          |           |          |          |             |               |          |        |             |                 | Grand Total |       |      |             |               |         |                           |                   |    |
|--------------------------------|--|------------|----------|------------|------------|------------|--------------|-------------|-----------|----------|-----------|----------|----------|-------------|---------------|----------|--------|-------------|-----------------|-------------|-------|------|-------------|---------------|---------|---------------------------|-------------------|----|
|                                | Gardner-Webb   | Greensboro | Guilford | High Point | J.C. Smith | Lees-McRae | Lenoir-Rhyne | Livingstone | Mars Hill | Meredith | Methodist | Montreat | Anderson | Mount Olive | N.C. Wesleyan | Pfeiffer | Queens | St. Andrews | St. Augustine's |             | Salem | Shaw | Wake Forest | Warren Wilson | Wingate | Seminary & Bible Colleges | Private Sr. Total |    |
| <b>Community Colleges</b>      |  |            |          |            |            |            |              |             |           |          |           |          |          |             |               |          |        |             |                 |             |       |      |             |               |         |                           |                   |    |
| Asheville-Buncombe             |  |            |          |            |            |            |              |             |           |          |           |          |          |             |               |          |        |             |                 |             |       |      |             |               |         |                           |                   |    |
| Beaufort County                |  |            |          |            |            |            |              |             |           |          |           |          |          |             |               |          |        |             |                 |             |       |      |             |               |         |                           |                   |    |
| Blue Ridge                     |  |            |          |            |            |            |              |             |           |          |           |          |          |             |               |          |        |             |                 |             |       |      |             |               |         |                           |                   |    |
| Caldwell                       |  |            |          |            |            |            |              |             |           |          |           |          |          |             |               |          |        |             |                 |             |       |      |             |               |         |                           |                   |    |
| Caldwell                       |  |            |          |            |            |            |              |             |           |          |           |          |          |             |               |          |        |             |                 |             |       |      |             |               |         |                           |                   |    |
| Caldwell                       |  |            |          |            |            |            |              |             |           |          |           |          |          |             |               |          |        |             |                 |             |       |      |             |               |         |                           |                   |    |
| Catawba Valley                 |  |            |          |            |            |            |              |             |           |          |           |          |          |             |               |          |        |             |                 |             |       |      |             |               |         |                           |                   |    |
| Central Piedmont               |  |            |          |            |            |            |              |             |           |          |           |          |          |             |               |          |        |             |                 |             |       |      |             |               |         |                           |                   |    |
| Cleveland                      |  |            |          |            |            |            |              |             |           |          |           |          |          |             |               |          |        |             |                 |             |       |      |             |               |         |                           |                   |    |
| Coastal Carolina               |  |            |          |            |            |            |              |             |           |          |           |          |          |             |               |          |        |             |                 |             |       |      |             |               |         |                           |                   |    |
| C. of the Albemarle            |  |            |          |            |            |            |              |             |           |          |           |          |          |             |               |          |        |             |                 |             |       |      |             |               |         |                           |                   |    |
| Craven                         |  |            |          |            |            |            |              |             |           |          |           |          |          |             |               |          |        |             |                 |             |       |      |             |               |         |                           |                   |    |
| Davidson County                |  |            |          |            |            |            |              |             |           |          |           |          |          |             |               |          |        |             |                 |             |       |      |             |               |         |                           |                   |    |
| Durham                         |  |            |          |            |            |            |              |             |           |          |           |          |          |             |               |          |        |             |                 |             |       |      |             |               |         |                           |                   |    |
| Edgecombe                      |  |            |          |            |            |            |              |             |           |          |           |          |          |             |               |          |        |             |                 |             |       |      |             |               |         |                           |                   |    |
| Edgecombe                      |  |            |          |            |            |            |              |             |           |          |           |          |          |             |               |          |        |             |                 |             |       |      |             |               |         |                           |                   |    |
| Forsyth                        |  |            |          |            |            |            |              |             |           |          |           |          |          |             |               |          |        |             |                 |             |       |      |             |               |         |                           |                   |    |
| Gaston                         |  |            |          |            |            |            |              |             |           |          |           |          |          |             |               |          |        |             |                 |             |       |      |             |               |         |                           |                   |    |
| Gaston                         |  |            |          |            |            |            |              |             |           |          |           |          |          |             |               |          |        |             |                 |             |       |      |             |               |         |                           |                   |    |
| Guilford                       |  |            |          |            |            |            |              |             |           |          |           |          |          |             |               |          |        |             |                 |             |       |      |             |               |         |                           |                   |    |
| Guilford                       |  |            |          |            |            |            |              |             |           |          |           |          |          |             |               |          |        |             |                 |             |       |      |             |               |         |                           |                   |    |
| Haitax                         |  |            |          |            |            |            |              |             |           |          |           |          |          |             |               |          |        |             |                 |             |       |      |             |               |         |                           |                   |    |
| Isothermal                     |  |            |          |            |            |            |              |             |           |          |           |          |          |             |               |          |        |             |                 |             |       |      |             |               |         |                           |                   |    |
| James Sprunt                   |  |            |          |            |            |            |              |             |           |          |           |          |          |             |               |          |        |             |                 |             |       |      |             |               |         |                           |                   |    |
| Lenoir                         |  |            |          |            |            |            |              |             |           |          |           |          |          |             |               |          |        |             |                 |             |       |      |             |               |         |                           |                   |    |
| Lenoir                         |  |            |          |            |            |            |              |             |           |          |           |          |          |             |               |          |        |             |                 |             |       |      |             |               |         |                           |                   |    |
| Martin                         |  |            |          |            |            |            |              |             |           |          |           |          |          |             |               |          |        |             |                 |             |       |      |             |               |         |                           |                   |    |
| Mitchell                       |  |            |          |            |            |            |              |             |           |          |           |          |          |             |               |          |        |             |                 |             |       |      |             |               |         |                           |                   |    |
| Mitchell                       |  |            |          |            |            |            |              |             |           |          |           |          |          |             |               |          |        |             |                 |             |       |      |             |               |         |                           |                   |    |
| Nash                           |  |            |          |            |            |            |              |             |           |          |           |          |          |             |               |          |        |             |                 |             |       |      |             |               |         |                           |                   |    |
| Nash                           |  |            |          |            |            |            |              |             |           |          |           |          |          |             |               |          |        |             |                 |             |       |      |             |               |         |                           |                   |    |
| Pitt                           |  |            |          |            |            |            |              |             |           |          |           |          |          |             |               |          |        |             |                 |             |       |      |             |               |         |                           |                   |    |
| Pitt                           |  |            |          |            |            |            |              |             |           |          |           |          |          |             |               |          |        |             |                 |             |       |      |             |               |         |                           |                   |    |
| Richmond                       |  |            |          |            |            |            |              |             |           |          |           |          |          |             |               |          |        |             |                 |             |       |      |             |               |         |                           |                   |    |
| Richmond                       |  |            |          |            |            |            |              |             |           |          |           |          |          |             |               |          |        |             |                 |             |       |      |             |               |         |                           |                   |    |
| Rockingham                     |  |            |          |            |            |            |              |             |           |          |           |          |          |             |               |          |        |             |                 |             |       |      |             |               |         |                           |                   |    |
| Rowan-Cabarrus                 |  |            |          |            |            |            |              |             |           |          |           |          |          |             |               |          |        |             |                 |             |       |      |             |               |         |                           |                   |    |
| Rowan-Cabarrus                 |  |            |          |            |            |            |              |             |           |          |           |          |          |             |               |          |        |             |                 |             |       |      |             |               |         |                           |                   |    |
| Sandhills                      |  |            |          |            |            |            |              |             |           |          |           |          |          |             |               |          |        |             |                 |             |       |      |             |               |         |                           |                   |    |
| Southeastern                   |  |            |          |            |            |            |              |             |           |          |           |          |          |             |               |          |        |             |                 |             |       |      |             |               |         |                           |                   |    |
| Southeastern                   |  |            |          |            |            |            |              |             |           |          |           |          |          |             |               |          |        |             |                 |             |       |      |             |               |         |                           |                   |    |
| Southeastern                   |  |            |          |            |            |            |              |             |           |          |           |          |          |             |               |          |        |             |                 |             |       |      |             |               |         |                           |                   |    |
| Surry                          |  |            |          |            |            |            |              |             |           |          |           |          |          |             |               |          |        |             |                 |             |       |      |             |               |         |                           |                   |    |
| Surry                          |  |            |          |            |            |            |              |             |           |          |           |          |          |             |               |          |        |             |                 |             |       |      |             |               |         |                           |                   |    |
| Tri-County                     |  |            |          |            |            |            |              |             |           |          |           |          |          |             |               |          |        |             |                 |             |       |      |             |               |         |                           |                   |    |
| Vance-Granville                |  |            |          |            |            |            |              |             |           |          |           |          |          |             |               |          |        |             |                 |             |       |      |             |               |         |                           |                   |    |
| Vance-Granville                |  |            |          |            |            |            |              |             |           |          |           |          |          |             |               |          |        |             |                 |             |       |      |             |               |         |                           |                   |    |
| Wayne                          |  |            |          |            |            |            |              |             |           |          |           |          |          |             |               |          |        |             |                 |             |       |      |             |               |         |                           |                   |    |
| Wayne                          |  |            |          |            |            |            |              |             |           |          |           |          |          |             |               |          |        |             |                 |             |       |      |             |               |         |                           |                   |    |
| Western Piedmont               |  |            |          |            |            |            |              |             |           |          |           |          |          |             |               |          |        |             |                 |             |       |      |             |               |         |                           |                   |    |
| Wilkes                         |  |            |          |            |            |            |              |             |           |          |           |          |          |             |               |          |        |             |                 |             |       |      |             |               |         |                           |                   |    |
| Wilkes                         |  |            |          |            |            |            |              |             |           |          |           |          |          |             |               |          |        |             |                 |             |       |      |             |               |         |                           |                   |    |
| <b>Comm. Colleges Total</b>    | 7  | 5          | 4        | 4          | 0          | 17         | 18           | 5           | 5         | 8        | 5         | 6        | 6        | 16          | 11            | 9        | 3      | 2           | 5               | 1           | 5     | 2    | 2           | 4             | 2       | 214                       | 754               |    |
| <b>Private Junior Colleges</b> |  |            |          |            |            |            |              |             |           |          |           |          |          |             |               |          |        |             |                 |             |       |      |             |               |         |                           |                   |    |
| Brevard                        |  |            |          |            |            |            |              |             |           |          |           |          |          |             |               |          |        |             |                 |             |       |      |             |               |         |                           |                   |    |
| Louisburg                      |  |            |          |            |            |            |              |             |           |          |           |          |          |             |               |          |        |             |                 |             |       |      |             |               |         |                           |                   |    |
| Peace                          |  |            |          |            |            |            |              |             |           |          |           |          |          |             |               |          |        |             |                 |             |       |      |             |               |         |                           |                   |    |
| Peace                          |  |            |          |            |            |            |              |             |           |          |           |          |          |             |               |          |        |             |                 |             |       |      |             |               |         |                           |                   |    |
| Saint Mary's                   |  |            |          |            |            |            |              |             |           |          |           |          |          |             |               |          |        |             |                 |             |       |      |             |               |         |                           |                   |    |
| Saint Mary's                   |  |            |          |            |            |            |              |             |           |          |           |          |          |             |               |          |        |             |                 |             |       |      |             |               |         |                           |                   |    |
| <b>Priv. Jr. Total</b>         | 0  | 0          | 0        | 0          | 2          | 0          | 1            | 1           | 0         | 0        | 0         | 0        | 0        | 0           | 1             | 0        | 0      | 0           | 0               | 0           | 1     | 1    | 2           | 0             | 0       | 0                         | 10                | 24 |
| <b>GRAND TOTAL</b>             | 7  | 5          | 4        | 4          | 0          | 19         | 18           | 6           | 6         | 8        | 5         | 6        | 6        | 16          | 11            | 9        | 3      | 2           | 5               | 2           | 6     | 4    | 2           | 4             | 2       | 224                       | 778               |    |





**Table 43. Undergraduate Transfer Students from Out-of-State Colleges and Universities to North Carolina Colleges and Universities by State, Fall 1992**

| Transferred From:    | Transferred To: |                  |                    |                | Total        | Percent of Total |
|----------------------|-----------------|------------------|--------------------|----------------|--------------|------------------|
|                      | UNC             | Private Senior * | Community Colleges | Private Junior |              |                  |
| Alabama              | 43              | 19               | 16                 | 3              | 81           | 1.6%             |
| Alaska               | 3               | -                | 1                  | -              | 4            | 0.1%             |
| Arizona              | 17              | 9                | 11                 | -              | 37           | 0.8%             |
| Arkansas             | 7               | 5                | 4                  | -              | 16           | 0.3%             |
| California           | 81              | 51               | 71                 | -              | 203          | 4.1%             |
| Colorado             | 17              | 2                | 5                  | -              | 24           | 0.5%             |
| Connecticut          | 46              | 15               | 15                 | -              | 76           | 1.5%             |
| Delaware             | 13              | 7                | 5                  | -              | 25           | 0.5%             |
| District of Columbia | 23              | 13               | 4                  | -              | 40           | 0.8%             |
| Florida              | 219             | 123              | 98                 | 5              | 445          | 8.9%             |
| Georgia              | 116             | 69               | 40                 | -              | 225          | 4.5%             |
| Hawaii               | 8               | 2                | 7                  | -              | 17           | 0.3%             |
| Idaho                | 6               | -                | 3                  | -              | 9            | 0.2%             |
| Illinois             | 56              | 26               | 37                 | 2              | 121          | 2.4%             |
| Indiana              | 24              | 15               | 18                 | -              | 57           | 1.2%             |
| Iowa                 | 16              | 2                | 3                  | -              | 21           | 0.4%             |
| Kansas               | 25              | 7                | 14                 | -              | 46           | 0.9%             |
| Kentucky             | 30              | 18               | 10                 | -              | 58           | 1.2%             |
| Louisiana            | 18              | 14               | 14                 | 1              | 47           | 1.0%             |
| Maine                | 4               | 7                | 3                  | -              | 14           | 0.3%             |
| Maryland             | 148             | 67               | 50                 | 3              | 268          | 5.4%             |
| Massachusetts        | 66              | 23               | 17                 | -              | 106          | 2.1%             |
| Michigan             | 62              | 27               | 19                 | 1              | 109          | 2.2%             |
| Minnesota            | 17              | 8                | 7                  | -              | 32           | 0.6%             |
| Mississippi          | 17              | 11               | 12                 | -              | 40           | 0.8%             |
| Missouri             | 32              | 8                | 15                 | 1              | 56           | 1.1%             |
| Montana              | 5               | 1                | -                  | -              | 6            | 0.1%             |
| Nebraska             | 10              | 5                | 3                  | -              | 18           | 0.4%             |
| Nevada               | 4               | 1                | 2                  | -              | 7            | 0.1%             |
| New Hampshire        | 15              | 7                | 3                  | -              | 25           | 0.5%             |
| New Jersey           | 93              | 63               | 19                 | -              | 175          | 3.5%             |
| New Mexico           | 5               | 1                | 2                  | -              | 8            | 0.2%             |
| New York             | 195             | 99               | 56                 | 2              | 352          | 7.1%             |
| North Dakota         | 5               | -                | 1                  | -              | 6            | 0.1%             |
| Ohio                 | 61              | 38               | 35                 | -              | 134          | 2.7%             |
| Oklahoma             | 20              | 2                | 3                  | -              | 25           | 0.5%             |
| Oregon               | 7               | 7                | 3                  | 1              | 18           | 0.4%             |
| Pennsylvania         | 108             | 40               | 34                 | 1              | 183          | 3.7%             |
| Rhode Island         | 13              | 9                | 2                  | -              | 24           | 0.5%             |
| South Carolina       | 206             | 127              | 71                 | 3              | 407          | 8.2%             |
| South Dakota         | 4               | 2                | 1                  | -              | 7            | 0.1%             |
| Tennessee            | 84              | 45               | 36                 | 1              | 166          | 3.3%             |
| Texas                | 92              | 47               | 65                 | -              | 204          | 4.1%             |
| Utah                 | 16              | 6                | 2                  | -              | 24           | 0.5%             |
| Vermont              | 13              | 3                | 2                  | 1              | 19           | 0.4%             |
| Virginia             | 294             | 177              | 66                 | 7              | 544          | 10.9%            |
| Washington           | 20              | 5                | 10                 | -              | 35           | 0.7%             |
| West Virginia        | 33              | 29               | 18                 | -              | 80           | 1.6%             |
| Wisconsin            | 11              | 9                | 8                  | -              | 28           | 0.6%             |
| Wyoming              | 5               | 2                | -                  | -              | 7            | 0.1%             |
| Territories          | 11              | 2                | -                  | -              | 13           | 0.3%             |
| Foreign Countries    | 96              | 85               | 23                 | 2              | 206          | 4.1%             |
| Unknown              | 78              | 1                | -                  | -              | 79           | 1.6%             |
| <b>Total</b>         | <b>2,618</b>    | <b>1,361</b>     | <b>964</b>         | <b>34</b>      | <b>4,977</b> | <b>100.0%</b>    |

\*Includes seminary and Bible colleges.

**Table 44. Transfers into Non-College Parallel Programs at North Carolina Community Colleges and Technical Community Colleges from Other Colleges and Universities, Fall 1992**

| Transferred To:   | Transferred from Two-Year Institutions in North Carolina |                    |                |              | Transferred from Four-Year Institutions in North Carolina |                |              | Transferred From All North Carolina Institutions |              | Transferred From Out-of-State Institutions | Grand Total |
|---|--|--------------------|----------------|--------------|---|----------------|--------------|--|--------------|--|-------------|
|   | Community Colleges                                       | Technical Colleges | Private Junior | Total        | University of N.C.  | Private Senior | Total        | Carolina   | North        |  |             |
|   |  |                    |                |              |   |                |              |  |              |  |             |
| <b>COMMUNITY COLLEGES (with college transfer programs)</b>              |  |                    |                |              |   |                |              |  |              |  |             |
| Asheville-Buncombe  | 16   | 15                 | 2              | 33           | 17  | 12             | 29           | 62   | 19           | 81   |             |
| Beaufort County   | 23   | 2                  | 0              | 25           | 10  | 1              | 11           | 36   | 5            | 41   |             |
| Blue Ridge  | 11   | 2                  | 4              | 17           | 12  | 2              | 14           | 31   | 10           | 41   |             |
| Caldwell  | 40   | 9                  | 1              | 50           | 18  | 8              | 26           | 76   | 24           | 100  |             |
| Cape Fear   | 29   | 20                 | 10             | 59           | 60  | 8              | 68           | 127  | 63           | 190  |             |
| Carteret*   | 57   | 8                  | 7              | 72           | 21  | 7              | 28           | 100  | 72           | 172  |             |
| Catawba Valley  | 10   | 1                  | 1              | 12           | 2   | 0              | 2            | 14   | 7            | 21   |             |
| Central Piedmont  | 12   | 4                  | 1              | 17           | 27  | 13             | 40           | 57   | 73           | 130  |             |
| Cleveland   | 9  | 0                  | 1              | 10           | 3   | 4              | 7            | 17   | 3            | 20   |             |
| Coastal Carolina  | 31   | 14                 | 1              | 46           | 10  | 9              | 19           | 65   | 134          | 199  |             |
| College of the Albemarle  | 14   | 4                  | 3              | 21           | 24  | 0              | 24           | 45   | 44           | 89   |             |
| Craven  | 22   | 23                 | 5              | 50           | 14  | 3              | 17           | 67   | 64           | 131  |             |
| Davidson County   | 3  | 0                  | 0              | 3            | 6   | 0              | 6            | 9  | 2            | 11   |             |
| Durham  | 14   | 6                  | 8              | 28           | 35  | 15             | 50           | 78   | 30           | 108  |             |
| Edgecombe   | 20   | 2                  | 2              | 24           | 15  | 5              | 20           | 44   | 4            | 48   |             |
| Fayetteville  | 58   | 65                 | 16             | 139          | 210   | 87             | 297          | 436  | 423          | 859  |             |
| Forsyth   | 68   | 6                  | 8              | 82           | 55  | 33             | 88           | 170  | 48           | 218  |             |
| Gaston  | 33   | 0                  | 23             | 56           | 12  | 14             | 26           | 82   | 19           | 101  |             |
| Guilford  | 86   | 34                 | 5              | 125          | 169   | 59             | 228          | 353  | 124          | 477  |             |
| Halifax   | 14   | 10                 | 2              | 26           | 9   | 3              | 12           | 38   | 16           | 54   |             |
| Isothermal  | 6  | 0                  | 0              | 6            | 3   | 3              | 6            | 12   | 6            | 18   |             |
| James Sprunt  | 31   | 24                 | 1              | 56           | 19  | 11             | 30           | 86   | 13           | 99   |             |
| Lenoir  | 27   | 5                  | 5              | 37           | 5   | 5              | 10           | 47   | 18           | 65   |             |
| Martin  | 28   | 7                  | 0              | 35           | 12  | 2              | 14           | 49   | 12           | 61   |             |
| Mitchell  | 25   | 1                  | 1              | 27           | 12  | 8              | 20           | 47   | 12           | 59   |             |
| Montgomery*   | 13   | 15                 | 0              | 28           | 5   | 2              | 7            | 35   | 6            | 41   |             |
| Nash  | 5  | 10                 | 1              | 16           | 5   | 3              | 8            | 24   | 10           | 34   |             |
| Pitt  | 119  | 29                 | 9              | 157          | 178   | 18             | 196          | 353  | 67           | 420  |             |
| Richmond  | 8  | 10                 | 5              | 23           | 8   | 4              | 12           | 35   | 22           | 57   |             |
| Rockingham  | 9  | 4                  | 1              | 14           | 8   | 3              | 11           | 25   | 17           | 42   |             |
| Rowan-Cabarrus  | 85   | 21                 | 34             | 140          | 89  | 57             | 146          | 286  | 114          | 400  |             |
| Sandhills   | 12   | 21                 | 2              | 35           | 20  | 7              | 27           | 62   | 28           | 90   |             |
| Southeastern  | 2  | 7                  | 2              | 11           | 6   | 2              | 8            | 19   | 3            | 22   |             |
| Southwestern  | 23   | 15                 | 4              | 42           | 21  | 4              | 25           | 67   | 24           | 91   |             |
| Stanly  | 18   | 5                  | 1              | 24           | 11  | 11             | 22           | 46   | 14           | 60   |             |
| Surry   | 31   | 1                  | 2              | 34           | 10  | 2              | 12           | 46   | 16           | 62   |             |
| Tri-County  | 0  | 2                  | 0              | 2            | 2   | 0              | 2            | 4  | 11           | 15   |             |
| Vance-Granville   | 48   | 11                 | 20             | 79           | 42  | 21             | 63           | 142  | 55           | 198  |             |
| Wake  | 110  | 78                 | 29             | 217          | 291   | 85             | 376          | 593  | 268          | 861  |             |
| Wayne   | 50   | 25                 | 3              | 78           | 29  | 15             | 44           | 122  | 46           | 168  |             |
| Western Piedmont  | 54   | 19                 | 2              | 75           | 17  | 9              | 26           | 101  | 21           | 122  |             |
| Wilkes  | 2  | 0                  | 0              | 2            | 2   | 0              | 2            | 4  | 0            | 4  |             |
| Community Colleges Total  | 1,276  | 535                | 222            | 2,033        | 1,524   | 555            | 2,079        | 4,112  | 1,968        | 6,080                                      |             |
| <b>TECHNICAL COMMUNITY COLLEGES (without college transfer programs)</b> |  |                    |                |              |   |                |              |  |              |  |             |
| Alamance  | 62   | 19                 | 10             | 91           | 56  | 22             | 78           | 169  | 48           | 217  |             |
| Anson   | 8  | 3                  | 2              | 13           | 2   | 2              | 4            | 17   | 13           | 30   |             |
| Bladen  | 25   | 9                  | 0              | 34           | 9   | 5              | 14           | 48   | 3            | 51   |             |
| Brunswick   | 12   | 12                 | 1              | 25           | 16  | 1              | 17           | 42   | 18           | 60   |             |
| Central Carolina  | 74   | 49                 | 6              | 129          | 54  | 45             | 99           | 228  | 75           | 303  |             |
| Haywood   | 14   | 8                  | 3              | 25           | 20  | 9              | 29           | 54   | 15           | 69   |             |
| Johnston  | 81   | 37                 | 8              | 126          | 51  | 24             | 75           | 201  | 72           | 273  |             |
| Mayland   | 9  | 5                  | 2              | 16           | 7   | 6              | 13           | 29   | 13           | 42   |             |
| McDowell  | 27   | 3                  | 3              | 33           | 12  | 2              | 14           | 47   | 7            | 54   |             |
| Pamlico   | 9  | 1                  | 1              | 11           | 2   | 1              | 3            | 14   | 4            | 18   |             |
| Piedmont  | 23   | 2                  | 2              | 27           | 13  | 9              | 22           | 49   | 18           | 67   |             |
| Randolph  | 40   | 5                  | 7              | 52           | 35  | 20             | 55           | 107  | 29           | 136  |             |
| Roanoke-Chowan  | 3  | 3                  | 5              | 11           | 5   | 3              | 8            | 19   | 10           | 29   |             |
| Robeson   | 3  | 0                  | 0              | 3            | 5   | 0              | 5            | 8  | 0            | 8  |             |
| Sampson   | 7  | 6                  | 0              | 13           | 7   | 5              | 12           | 25   | 11           | 36   |             |
| Wilson  | 37   | 6                  | 2              | 45           | 13  | 14             | 27           | 72   | 16           | 88   |             |
| Tech. Comm. Colleges Total  | 434  | 168                | 52             | 654          | 307   | 168            | 475          | 1,129  | 352          | 1,481                                      |             |
| <b>GRAND TOTAL</b>  | <b>1,710</b>   | <b>703</b>         | <b>274</b>     | <b>2,687</b> | <b>1,831</b>  | <b>723</b>     | <b>2,554</b> | <b>5,241</b>                                     | <b>2,320</b> | <b>7,561</b>                               |             |

\*College transfer coursework is offered under a contract with another institution.

**SECTION IV**  
**DEGREES CONFERRED**

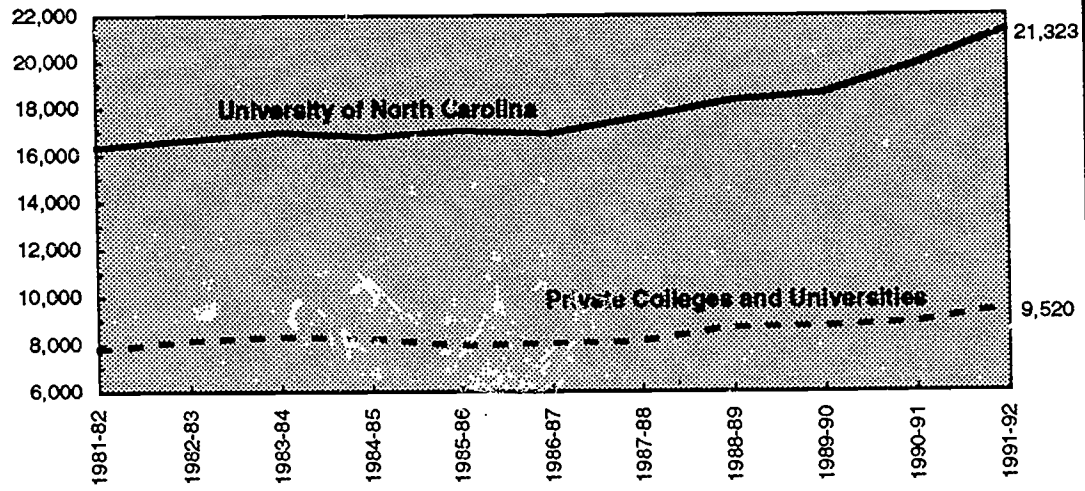
In 1982-83 the National Center for Education Statistics and the Office for Civil Rights - both within The Department of Education - adopted a new Classification of Instructional Programs (CIP) for reporting degrees conferred by colleges and universities in the United States. The new classification system includes 50 major categories of degree programs, 34 of which apply to the bachelor's, master's, doctorate, and first professional degrees offered by North Carolina senior colleges and universities.

An earlier classification system - the one used to report degrees conferred in **Abstract** tables since the 1970-71 academic year - has been retained by many North Carolina institutions for all purposes other than meeting official federal reporting obligations. For this reason, and for the purpose of maintaining comparability with **Abstract** data reported on degrees conferred in past years, the table formats for reporting degrees conferred in this section continue to use the former discipline categories. The crosswalk between the new CIP and these categories is presented in Appendix C. Readers may request summary data in CIP categories by writing to UNC-General Administration, Division of Planning and Institutional Research.

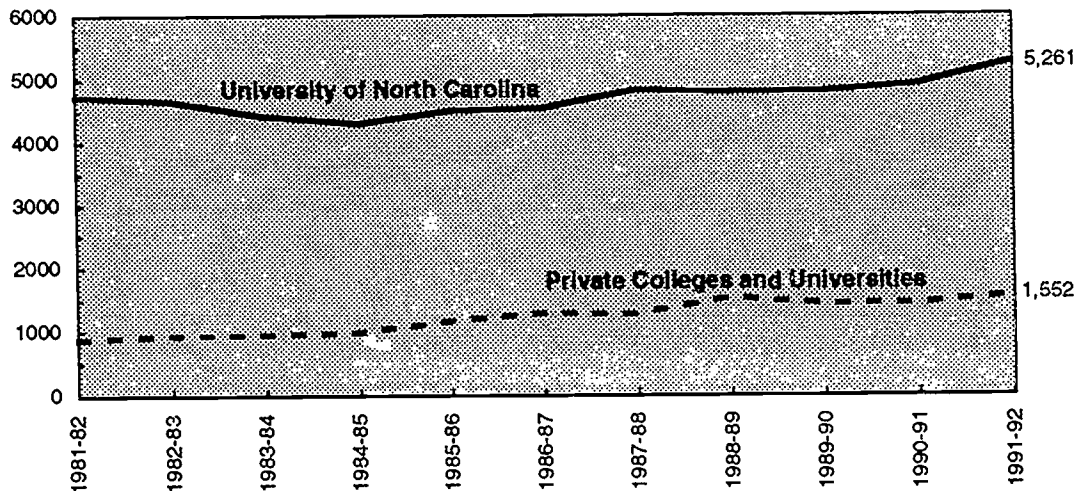
- Figure 8. Bachelor's Degrees Conferred by North Carolina Colleges and Universities, 1981-82 - 1991-92
- Figure 9. Master's Degrees Conferred by North Carolina Colleges and Universities, 1981-82 - 1991-92
- Figure 10. Doctorate and First Professional Degrees Conferred by North Carolina Colleges and Universities, 1981-82 - 1991-92
- Figure 11. Bachelor's Degrees Conferred by North Carolina Colleges and Universities by Field of Study, 1991-92
- Table 45. Number of Degrees Conferred by North Carolina Colleges and Universities by Institution, 1988-89 - 1991-92
- Table 46. Degrees Conferred by North Carolina Colleges and Universities by Field of Study, Level of Degree, Sector, Race, and Sex, 1991-92
- Table 47. Number of Bachelor's Degrees Conferred by North Carolina Colleges and Universities by Institution, Sex, and Field of Study, 1991-92
- Table 48. First Professional Degrees Conferred by North Carolina Universities by Institution, Sex, and Field of Study, 1991-92
- Table 49. Number of Master's Degrees Conferred by North Carolina Colleges and Universities by Institution, Sex, and Field of Study, 1991-92
- Table 50. Number of Doctorate Degrees Conferred by North Carolina Colleges and Universities by Institution, Sex, and Field of Study, 1991-92
- Table 51. Degrees and Awards Based on Less Than Four Years Work Beyond High School at North Carolina Colleges and Universities, 1991-92



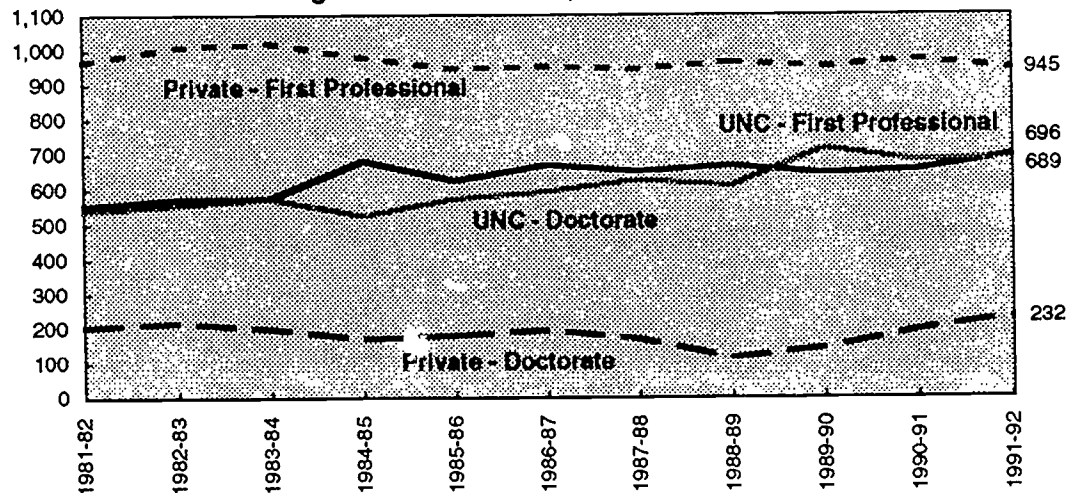
**Figure 8. Bachelor's Degrees Conferred by North Carolina Colleges and Universities, 1981-82 - 1991-92**



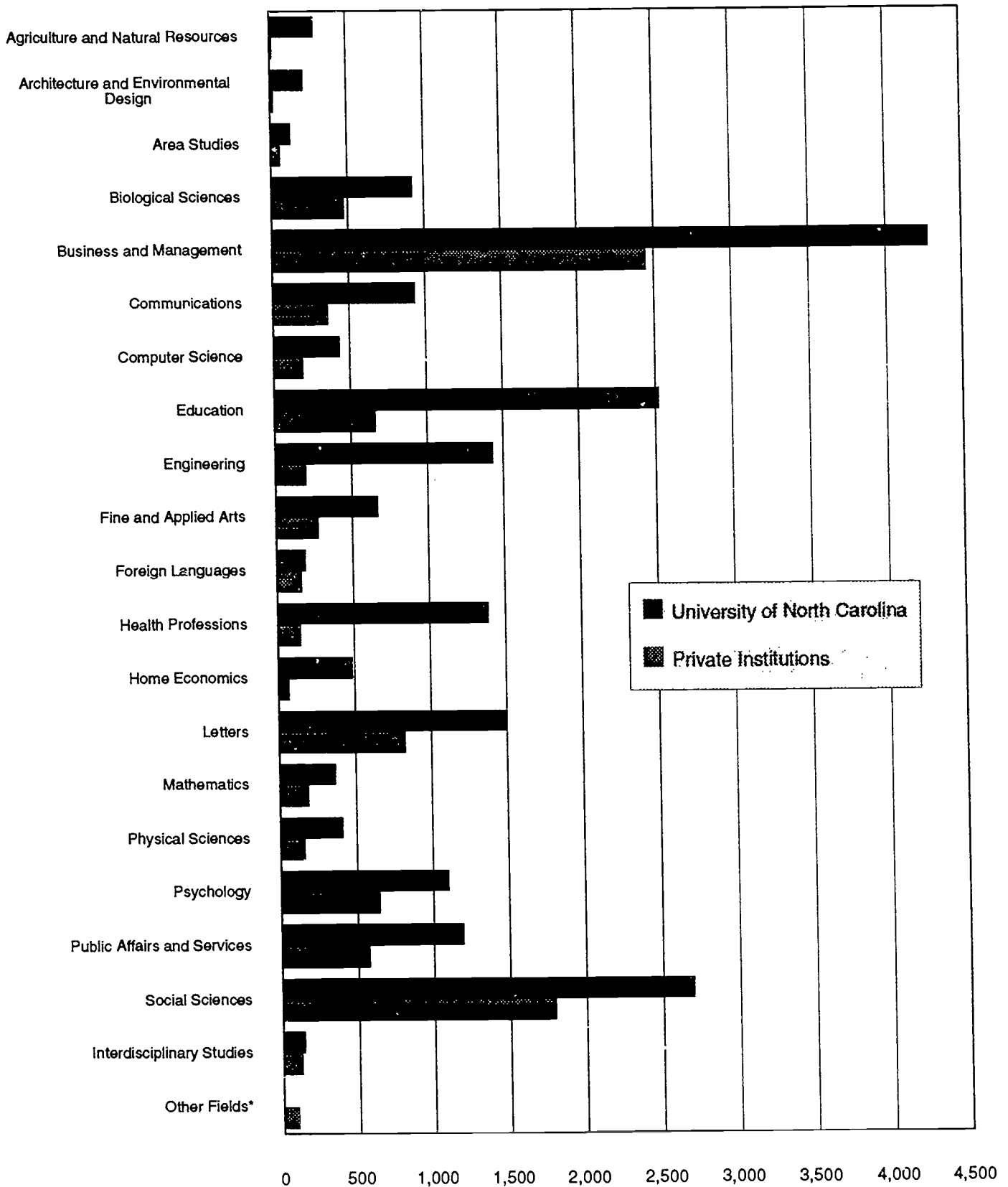
**Figure 9. Master's Degrees Conferred by North Carolina Colleges and Universities, 1981-82 - 1991-92**



**Figure 10. Doctorate and First Professional Degrees Conferred by North Carolina Colleges and Universities, 1981-82 - 1991-92**



**Figure 11. Bachelor's Degrees Conferred by North Carolina Colleges and Universities by Field of Study, 1991-92**



\*Includes Law and Theology.

Table 45. Number of Degrees Conferred by North Carolina Colleges and Universities by Institution, 1988-89 - 1991-92

| Institution                         | Bachelor's     |                |                | First Professional |                |                | Master's       |                |                | Doctorate      |                |                |      |
|-------------------------------------|----------------|----------------|----------------|--------------------|----------------|----------------|----------------|----------------|----------------|----------------|----------------|----------------|------|
|                                     | No. of Degrees | No. of Degrees | No. of Degrees | No. of Degrees     | No. of Degrees | No. of Degrees | No. of Degrees | No. of Degrees | No. of Degrees | No. of Degrees | No. of Degrees | No. of Degrees |      |
|                                     | 1988-89        | 1989-90        | 1990-91        | 1988-89            | 1989-90        | 1990-91        | 1988-89        | 1989-90        | 1990-91        | 1988-89        | 1989-90        | 1990-91        |      |
| <b>UNIVERSITY OF NORTH CAROLINA</b> |                |                |                |                    |                |                |                |                |                |                |                |                |      |
| Appalachian                         | 1,798          | 1,963          | 2,100          | -                  | -              | -              | 448            | 383            | 385            | 414            | 7.5%           | -              | -    |
| East Carolina                       | 2,104          | 2,091          | 2,207          | 67                 | 61             | 64             | 585            | 597            | 639            | 634            | -0.8%          | 5              | 8    |
| Elizabeth City                      | 221            | 224            | 349            | -                  | -              | -              | 122            | 91             | 96             | 105            | 9.4%           | -              | -    |
| Fayetteville                        | 279            | 284            | 350            | -                  | -              | -              | 231            | 199            | 219            | 207            | -5.5%          | -              | -    |
| N.C. A and T                        | 642            | 662            | 750            | 71                 | 61             | 66             | 182            | 197            | 169            | 165            | -2.4%          | -              | -    |
| N.C. Central                        | 421            | 444            | 506            | -                  | -              | -              | 6              | 2              | 15             | 10             | -33.3%         | -              | -    |
| N.C. School of the Arts             | 48             | 58             | 67             | 71                 | 61             | 68             | 622            | 654            | 671            | 793            | 18.2%          | 224            | 294  |
| N.C. State                          | 3,255          | 3,210          | 3,406          | 71                 | 61             | 68             | 103            | 84             | 55             | 83             | 50.9%          | -              | -    |
| Pembroke                            | 332            | 379            | 411            | -                  | -              | -              | 48             | 456            | 467            | 478            | 7.6%           | 299            | 337  |
| UNC-Asheville                       | 325            | 318            | 354            | 458                | 463            | 456            | 1,270          | 1,396          | 1,375          | 1,479          | 7.6%           | 336            | 338  |
| UNC-Chapel Hill                     | 3,527          | 3,591          | 3,538          | -                  | -              | -              | 380            | 417            | 443            | 510            | 15.1%          | 82             | 79   |
| UNC-Charlotte                       | 1,774          | 1,755          | 1,928          | -                  | -              | -              | 465            | 491            | 520            | 530            | 1.9%           | -              | -    |
| UNC-Greensboro                      | 1,409          | 1,414          | 1,636          | -                  | -              | -              | 70             | 56             | 74             | 77             | 4.1%           | -              | -    |
| UNC-Wilmington                      | 987            | 1,051          | 1,099          | -                  | -              | -              | 289            | 241            | 250            | 253            | 1.2%           | -              | -    |
| Western Carolina                    | 852            | 884            | 908            | -                  | -              | -              | -              | -              | -              | -              | -              | -              | -    |
| Winston-Salem                       | 306            | 277            | 332            | 667                | 646            | 654            | 4,783          | 4,808          | 4,913          | 5,261          | 7.1%           | 610            | 718  |
| UNC Total                           | 18,290         | 18,596         | 19,845         | 21,323             | 21,323         | 21,323         | 6.4%           | 6.4%           | 6.4%           | 6.4%           | 6.4%           | 6.4%           | 6.4% |
| <b>PRIVATE INSTITUTIONS</b>         |                |                |                |                    |                |                |                |                |                |                |                |                |      |
| Barber-Scotia                       | 48             | N/A            | N/A            | -                  | -              | -              | -              | -              | -              | -              | -              | -              | -    |
| Barton                              | 226            | 244            | 300            | -                  | -              | -              | -              | -              | -              | -              | -12.7%         | -              | -    |
| Belmont Abbey                       | 166            | 149            | 172            | -                  | -              | -              | -              | -              | -              | -              | 2.3%           | -              | -    |
| Bennett                             | 82             | 55             | 65             | 83                 | 140            | 166            | 157            | 141            | 130            | 133            | 2.3%           | 1              | 12   |
| Campbell                            | 407            | 356            | 428            | -                  | -              | -              | -              | -              | -              | -              | -0.2%          | -              | -    |
| Catawba                             | 147            | 148            | 194            | -                  | -              | -              | -              | -              | -              | -              | -10.8%         | -              | -    |
| Davidson                            | 344            | 349            | 343            | 421                | 403            | 422            | 625            | 595            | 687            | 743            | 8.2%           | 76             | 111  |
| Duke                                | 1,623          | 1,651          | 1,579          | -                  | -              | -              | 29             | 45             | 39             | 33             | -15.4%         | -              | -    |
| Elon                                | 563            | 552            | 627            | -                  | -              | -              | 114            | 158            | 106            | 85             | -19.0%         | -              | -    |
| Gardner-Webb                        | 354            | 358            | 429            | -                  | -              | -              | -              | -              | -              | -              | -              | -              | -    |
| Greeneboro                          | 97             | 126            | 138            | -                  | -              | -              | -              | -              | -              | -              | 24.6%          | -              | -    |
| Guilford                            | 346            | 303            | 319            | -                  | -              | -              | -              | -              | -              | -              | 13.8%          | -              | -    |
| High Point                          | 319            | 336            | 403            | -                  | -              | -              | -              | -              | -              | -              | 30.3%          | -              | -    |
| Johnson C. Smith                    | 158            | 140            | 144            | -                  | -              | -              | -              | -              | -              | -              | 81.9%          | -              | -    |
| Leas-McRae                          | 302            | 290            | 326            | -                  | -              | -              | 30             | 26             | 34             | 23             | -32.4%         | -              | -    |
| Lenoir-Rhyne                        | 64             | 74             | 77             | -                  | -              | -              | -              | -              | -              | -              | -2.5%          | -              | -    |
| Livingstone                         | 218            | 181            | 201            | -                  | -              | -              | -              | -              | -              | -              | -23.4%         | -              | -    |
| Mars Hill                           | 417            | 401            | 390            | -                  | -              | -              | -              | -              | -              | -              | 17.8%          | -              | -    |
| Methodist                           | 229            | 248            | 216            | -                  | -              | -              | -              | -              | -              | -              | 17.1%          | -              | -    |
| Methodist                           | 31             | 37             | 29             | -                  | -              | -              | -              | -              | -              | -              | 55.2%          | -              | -    |
| Montreat-Anderson                   | 97             | 119            | 135            | -                  | -              | -              | -              | -              | -              | -              | 17.4%          | -              | -    |
| Mount Olive                         | 201            | 239            | 224            | -                  | -              | -              | -              | -              | -              | -              | -2.2%          | -              | -    |
| N.C. Wesleyan                       | 135            | 141            | 132            | -                  | -              | -              | -              | -              | -              | -              | -5.3%          | -              | -    |
| Pfeiffer                            | 138            | 117            | 140            | -                  | -              | -              | -              | -              | -              | -              | 41.4%          | -              | -    |
| Queens                              | 158            | 152            | 181            | -                  | -              | -              | -              | -              | -              | -              | -8.8%          | -              | -    |
| St. Andrews                         | 233            | 241            | 188            | -                  | -              | -              | -              | -              | -              | -              | -1.1%          | -              | -    |
| St. Augustine's                     | 114            | 152            | 127            | -                  | -              | -              | -              | -              | -              | -              | 9.4%           | -              | -    |
| Salem                               | 259            | 237            | 230            | 256                | 247            | 256            | 200            | 271            | 262            | 304            | 16.0%          | 9              | 14   |
| Shaw                                | 868            | 843            | 782            | -                  | -              | -              | 20             | 15             | 23             | 31             | 34.8%          | -              | -    |
| Wake Forest                         | 74             | 83             | 95             | 206                | 161            | 118            | 16             | 6              | 14             | 4              | -71.4%         | -              | -    |
| Warren Wilson                       | 248            | 263            | 232            | -                  | -              | -              | 213            | 7              | 9              | 13             | 44.4%          | 29             | 18   |
| Wingate                             | 16             | 28             | 25             | -                  | -              | -              | -              | -              | -              | -              | -              | -              | -    |
| Southeastern Seminary               | 2              | 3              | 3              | -                  | -              | -              | -              | -              | -              | -              | -              | -              | -    |
| East Coast                          | 10             | 10             | 6              | -                  | -              | -              | -              | -              | -              | -              | -              | -              | -    |
| Heritage                            | 28             | 36             | 23             | -                  | -              | -              | -              | -              | -              | -              | -              | -              | -    |
| John Wesley                         | 13             | 14             | 12             | -                  | -              | -              | -              | -              | -              | -              | -              | -              | -    |
| Piedmont                            | 0              | 4              | 0              | -                  | -              | -              | -              | -              | -              | -              | -              | -              | -    |
| Ronoke                              | 8,725          | 8,740          | 9,029          | 965                | 951            | 971            | 1,524          | 1,426          | 1,435          | 1,552          | 8.2%           | 114            | 144  |
| Winston-Salem                       | 27,615         | 27,335         | 28,774         | 1,632              | 1,597          | 1,625          | 6,307          | 6,234          | 6,348          | 6,813          | 7.3%           | 724            | 862  |
| Private Total                       | 8,725          | 8,740          | 9,029          | 965                | 951            | 971            | 1,524          | 1,426          | 1,435          | 1,552          | 8.2%           | 114            | 144  |
| Grand Total                         | 27,615         | 27,335         | 28,774         | 1,632              | 1,597          | 1,625          | 6,307          | 6,234          | 6,348          | 6,813          | 7.3%           | 724            | 862  |
|                                     |                |                |                | 30,843             | 30,843         | 30,843         | 7.2%           | 7.2%           | 7.2%           | 7.2%           | 7.2%           | 7.2%           | 7.2% |

TABLE 46. DEGREES CONFERRED BY NORTH CAROLINA COLLEGES AND UNIVERSITIES BY FIELD OF STUDY, LEVEL OF DEGREE, RACE, AND SEX, 1991-92

| FIELD OF STUDY<br>LEVEL OF DEGREE<br>AND SECTOR | NON-RESIDENT<br>ALIEN |       | BLACK |       | AMER. INDIAN OR<br>ALASKAN NATIVE |       | ASIAN OR<br>PACIFIC IS. |       | HISPANIC |       | WHITE |       | UNKNOWN |       | ALL RACES |       |
|---|-----------------------|-------|-------|-------|-----------------------------------|-------|-------------------------|-------|----------|-------|-------|-------|---------|-------|-----------|-------|
|   | Men                   | Women | Men   | Women | Men                               | Women | Men                     | Women | Men      | Women | Men   | Women | Men     | Women | Men       | Women |
| <b>AG. &amp; NAT. RESOURCES</b>                 |                       |       |       |       |                                   |       |                         |       |          |       |       |       |         |       |           |       |
| Bachelor's                                      |                       |       |       |       |                                   |       |                         |       |          |       |       |       |         |       |           |       |
| UNC   | 1                     |       | 11    | 11    |                                   |       | 1                       | 1     |          |       |       |       |         |       | 181       | 107   |
| Private   |                       |       |       |       |                                   |       |                         |       |          |       |       |       |         |       | 8         | 16    |
| Total   | 1                     |       | 11    | 11    |                                   |       | 1                       | 1     |          |       |       |       |         |       | 189       | 123   |
| Master's  |                       |       |       |       |                                   |       |                         |       |          |       |       |       |         |       |           |       |
| UNC   | 23                    |       | 7     | 6     |                                   |       |                         |       |          |       |       |       |         |       | 56        | 29    |
| Private   | 5                     |       |       |       |                                   |       |                         |       |          |       |       |       |         |       | 37        | 30    |
| Total   | 28                    |       | 7     | 6     |                                   |       |                         |       |          |       |       |       |         |       | 93        | 59    |
| Doctorate                                       |                       |       |       |       |                                   |       |                         |       |          |       |       |       |         |       |           |       |
| UNC   | 7                     |       | 1     |       |                                   |       | 1                       | 1     |          |       |       |       |         |       | 22        | 8     |
| Private   | 1                     |       |       |       |                                   |       |                         |       |          |       |       |       |         |       | 3         | 4     |
| Total   | 8                     |       | 1     |       |                                   |       | 1                       | 1     |          |       |       |       |         |       | 26        | 12    |
| <b>ARCHITECT. &amp; ENV. DES.</b>               |                       |       |       |       |                                   |       |                         |       |          |       |       |       |         |       |           |       |
| Bachelor's                                      |                       |       |       |       |                                   |       |                         |       |          |       |       |       |         |       |           |       |
| UNC   | 3                     |       | 6     | 1     | 1                                 |       | 3                       | 2     |          |       |       |       |         |       | 152       | 67    |
| Private   |                       |       |       |       |                                   |       |                         |       |          |       |       |       |         |       | 23        | 23    |
| Total   | 3                     |       | 6     | 1     | 1                                 |       | 3                       | 2     |          |       |       |       |         |       | 152       | 90    |
| Master's  |                       |       |       |       |                                   |       |                         |       |          |       |       |       |         |       |           |       |
| UNC   | 6                     |       | 2     | 3     |                                   |       |                         |       |          |       |       |       |         |       | 60        | 52    |
| Private   |                       |       |       |       |                                   |       |                         |       |          |       |       |       |         |       |           |       |
| Total   | 6                     |       | 2     | 3     |                                   |       |                         |       |          |       |       |       |         |       | 60        | 52    |
| Doctorate                                       |                       |       |       |       |                                   |       |                         |       |          |       |       |       |         |       |           |       |
| UNC   |                       |       |       |       |                                   |       |                         |       |          |       |       |       |         |       |           |       |
| Private   |                       |       |       |       |                                   |       |                         |       |          |       |       |       |         |       |           |       |
| Total   |                       |       |       |       |                                   |       |                         |       |          |       |       |       |         |       |           |       |
| <b>AREA STUDIES</b>                             |                       |       |       |       |                                   |       |                         |       |          |       |       |       |         |       |           |       |
| Bachelor's                                      |                       |       |       |       |                                   |       |                         |       |          |       |       |       |         |       |           |       |
| UNC   | 1                     |       | 2     | 3     |                                   |       | 2                       | 2     |          |       |       |       |         |       | 37        | 94    |
| Private   | 1                     |       |       |       |                                   |       | 1                       | 1     |          |       |       |       |         |       | 12        | 49    |
| Total   | 2                     |       | 2     | 3     |                                   |       | 3                       | 3     |          |       |       |       |         |       | 49        | 143   |
| <b>BIOLOGICAL SCIENCES</b>                      |                       |       |       |       |                                   |       |                         |       |          |       |       |       |         |       |           |       |
| Bachelor's                                      |                       |       |       |       |                                   |       |                         |       |          |       |       |       |         |       |           |       |
| UNC   | 2                     |       | 35    | 106   | 6                                 |       | 9                       | 14    | 25       |       |       |       |         |       | 364       | 561   |
| Private   | 5                     |       | 12    | 37    |                                   |       |                         | 14    | 15       |       |       |       |         |       | 203       | 274   |
| Total   | 7                     |       | 47    | 143   | 6                                 |       | 9                       | 28    | 40       |       |       |       |         |       | 567       | 835   |
| Master's  |                       |       |       |       |                                   |       |                         |       |          |       |       |       |         |       |           |       |
| UNC   | 11                    |       | 7     | 13    |                                   |       |                         | 1     | 4        |       |       |       |         |       | 57        | 101   |
| Private   |                       |       |       |       |                                   |       |                         |       |          |       |       |       |         |       | 5         | 17    |
| Total   | 12                    |       | 7     | 13    |                                   |       |                         | 1     | 4        |       |       |       |         |       | 62        | 118   |
| Doctorate                                       |                       |       |       |       |                                   |       |                         |       |          |       |       |       |         |       |           |       |
| UNC   | 12                    |       | 9     | 3     |                                   |       |                         | 1     | 1        |       |       |       |         |       | 64        | 108   |
| Private   | 10                    |       |       |       |                                   |       |                         |       |          |       |       |       |         |       | 28        | 63    |
| Total   | 22                    |       | 9     | 3     |                                   |       |                         | 1     | 1        |       |       |       |         |       | 99        | 171   |
| <b>BUSINESS &amp; MANAGEMENT</b>                |                       |       |       |       |                                   |       |                         |       |          |       |       |       |         |       |           |       |
| Bachelor's                                      |                       |       |       |       |                                   |       |                         |       |          |       |       |       |         |       |           |       |
| UNC   | 28                    |       | 298   | 481   | 10                                |       | 13                      | 31    | 27       | 9     | 10    | 1,886 | 1,470   |       | 2,263     | 2,015 |
| Private   | 20                    |       | 198   | 298   | 12                                |       | 12                      | 6     | 5        | 7     | 17    | 991   | 984     |       | 1,145     | 1,305 |
| Total   | 48                    |       | 496   | 779   | 22                                |       | 25                      | 37    | 32       | 16    | 27    | 2,777 | 2,454   |       | 3,408     | 3,320 |
| Master's  |                       |       |       |       |                                   |       |                         |       |          |       |       |       |         |       |           |       |
| UNC   | 41                    |       | 12    | 22    | 1                                 |       | 1                       | 9     | 7        | 1     | 4     | 420   | 230     |       | 490       | 272   |
| Private   | 49                    |       | 30    | 24    |                                   |       |                         | 10    | 9        | 6     | 4     | 483   | 231     |       | 579       | 285   |
| Total   | 90                    |       | 42    | 46    | 1                                 |       | 3                       | 19    | 16       | 7     | 8     | 903   | 461     |       | 1,069     | 557   |
| Doctorate                                       |                       |       |       |       |                                   |       |                         |       |          |       |       |       |         |       |           |       |
| UNC   |                       |       |       |       |                                   |       |                         |       |          |       |       |       |         |       |           |       |
| Private   |                       |       |       |       |                                   |       |                         |       |          |       |       |       |         |       |           |       |
| Total   |                       |       |       |       |                                   |       |                         |       |          |       |       |       |         |       |           |       |

TABLE 46. (CONT.) DEGREES CONFERRED BY NORTH CAROLINA COLLEGES AND UNIVERSITIES BY FIELD OF STUDY, LEVEL OF DEGREE, RACE, AND SEX, 1991-92

| FIELD OF STUDY<br>LEVEL OF DEGREE<br>AND SECTOR | NON-RESIDENT<br>ALIEN |       | BLACK |       | AFR. INDIAN OR<br>ALASKAN NATIVE |       | ASIAN OR<br>PACIFIC IS. |       | HISPANIC |       | WHITE |       | UNKNOWN |       | ALL RACES |       |
|---|-----------------------|-------|-------|-------|----------------------------------|-------|-------------------------|-------|----------|-------|-------|-------|---------|-------|-----------|-------|
|   | Men                   | Women | Men   | Women | Men                              | Women | Men                     | Women | Men      | Women | Men   | Women | Men     | Women | Men       | Women |
|   | Total                 | Total | Total | Total | Total                            | Total | Total                   | Total | Total    | Total | Total | Total | Total   | Total | Total     | Total |
| <b>COMMUNICATIONS</b>                           |                       |       |       |       |                                  |       |                         |       |          |       |       |       |         |       |           |       |
| Bachelor's                                      | 1                     | 2     | 36    | 108   | 2                                | 1     | 1                       | 2     | 4        | 1     | 4     | 250   | 523     | -     | 292       | 642   |
| UNC   | -                     | -     | 40    | 35    | -                                | -     | -                       | -     | 1        | 1     | 1     | 118   | 162     | -     | 160       | 200   |
| Private   | 1                     | 2     | 76    | 143   | 2                                | 2     | 1                       | 2     | 5        | 3     | 5     | 368   | 685     | -     | 452       | 842   |
| Total   | 2                     | 4     | 116   | 286   | 4                                | 3     | 2                       | 4     | 6        | 4     | 6     | 486   | 1067    | -     | 612       | 1,042 |
| Master's  | 2                     | 3     | -     | -     | -                                | -     | -                       | 1     | -        | -     | -     | 7     | 15      | -     | 10        | 18    |
| UNC   | -                     | -     | -     | -     | -                                | -     | -                       | -     | -        | -     | -     | 2     | 4       | -     | 2         | 6     |
| Private   | 2                     | 3     | -     | -     | -                                | -     | 1                       | 1     | -        | -     | 9     | 19    | -       | 12    | 22        | 34    |
| Total   | 4                     | 6     | -     | -     | -                                | -     | 2                       | 2     | -        | -     | 16    | 23    | -       | 14    | 26        | 38    |
| Doctorate                                       | -                     | -     | -     | -     | -                                | -     | -                       | -     | -        | -     | -     | 1     | 1       | -     | 1         | 2     |
| UNC   | -                     | -     | -     | -     | -                                | -     | -                       | -     | -        | -     | -     | 1     | 1       | -     | 1         | 2     |
| Private   | -                     | -     | -     | -     | -                                | -     | -                       | -     | -        | -     | -     | -     | -       | -     | -         | -     |
| Total   | -                     | -     | -     | -     | -                                | -     | -                       | -     | -        | -     | -     | 1     | 1       | -     | 1         | 2     |
| <b>COMPUTER &amp; INFO. SCIENCES</b>            |                       |       |       |       |                                  |       |                         |       |          |       |       |       |         |       |           |       |
| Bachelor's                                      | 4                     | 1     | 53    | 45    | 2                                | 1     | 1                       | 6     | 6        | 3     | -     | 235   | 81      | -     | 300       | 134   |
| UNC   | 1                     | 1     | 27    | 22    | -                                | -     | -                       | 4     | 1        | 1     | -     | 82    | 52      | -     | 117       | 76    |
| Private   | 3                     | 0     | 26    | 23    | 2                                | 1     | 1                       | 2     | 5        | 2     | -     | 153   | 29      | -     | 183       | 58    |
| Total   | 4                     | 1     | 79    | 67    | 4                                | 2     | 2                       | 6     | 6        | 3     | -     | 237   | 81      | -     | 317       | 134   |
| Master's  | 2                     | 3     | 2     | 1     | -                                | -     | 3                       | 1     | -        | -     | -     | 37    | 7       | -     | 66        | 11    |
| UNC   | 2                     | 1     | -     | -     | -                                | -     | 1                       | 1     | -        | -     | -     | 1     | 1       | -     | 4         | 4     |
| Private   | 0                     | 2     | 2     | 1     | -                                | -     | 2                       | 0     | -        | -     | -     | 36    | 6       | -     | 70        | 13    |
| Total   | 2                     | 3     | 4     | 2     | -                                | -     | 3                       | 1     | -        | -     | -     | 37    | 7       | -     | 74        | 17    |
| Doctorate                                       | 2                     | 1     | -     | -     | -                                | -     | -                       | -     | -        | -     | -     | 6     | -       | -     | 8         | 1     |
| UNC   | 2                     | 1     | -     | -     | -                                | -     | -                       | -     | -        | -     | -     | 4     | -       | -     | 6         | 1     |
| Private   | 0                     | 0     | -     | -     | -                                | -     | -                       | -     | -        | -     | -     | 2     | -       | -     | 2         | 0     |
| Total   | 2                     | 1     | -     | -     | -                                | -     | -                       | -     | -        | -     | -     | 6     | -       | -     | 8         | 1     |
| <b>EDUCATION</b>                                |                       |       |       |       |                                  |       |                         |       |          |       |       |       |         |       |           |       |
| Bachelor's                                      | 2                     | 4     | 128   | 257   | 7                                | 18    | 6                       | 6     | 7        | 2     | 5     | 526   | 1,561   | -     | 671       | 1,852 |
| UNC   | 2                     | 2     | 29    | 58    | 1                                | 1     | -                       | -     | 2        | 2     | 2     | 120   | 448     | -     | 151       | 511   |
| Private   | 0                     | 2     | 99    | 199   | 6                                | 17    | 6                       | 6     | 5        | 0     | 3     | 406   | 1,113   | -     | 520       | 1,341 |
| Total   | 2                     | 4     | 128   | 257   | 7                                | 18    | 6                       | 6     | 7        | 2     | 5     | 526   | 1,561   | -     | 671       | 1,852 |
| Master's  | 14                    | 10    | 51    | 175   | 5                                | 10    | -                       | -     | 6        | 3     | 3     | 296   | 1,006   | -     | 369       | 1,210 |
| UNC   | 2                     | 3     | 4     | 12    | -                                | -     | -                       | -     | 1        | 1     | 1     | 35    | 189     | -     | 41        | 206   |
| Private   | 12                    | 7     | 47    | 163   | 5                                | 10    | -                       | -     | 5        | 2     | 2     | 261   | 817     | -     | 328       | 1,004 |
| Total   | 16                    | 13    | 55    | 187   | 10                               | 20    | -                       | -     | 6        | 3     | 3     | 331   | 1,195   | -     | 410       | 1,416 |
| Doctorate                                       | 2                     | 1     | 4     | 6     | -                                | -     | -                       | -     | 1        | 1     | -     | 51    | 64      | -     | 58        | 72    |
| UNC   | 2                     | 1     | 2     | 2     | -                                | -     | -                       | -     | 1        | 1     | -     | 9     | 10      | -     | 11        | 10    |
| Private   | 0                     | 0     | 2     | 4     | -                                | -     | -                       | -     | 0        | 0     | -     | 42    | 54      | -     | 47        | 62    |
| Total   | 2                     | 1     | 6     | 10    | -                                | -     | -                       | -     | 1        | 1     | -     | 51    | 64      | -     | 58        | 72    |
| <b>ENGINEERING</b>                              |                       |       |       |       |                                  |       |                         |       |          |       |       |       |         |       |           |       |
| Bachelor's                                      | 33                    | 1     | 120   | 79    | 4                                | 1     | 44                      | 6     | 6        | 8     | 2     | 969   | 168     | -     | 1,178     | 256   |
| UNC   | 6                     | 1     | 29    | 6     | 1                                | 1     | 8                       | 2     | 2        | 1     | 1     | 133   | 32      | -     | 157       | 43    |
| Private   | 27                    | 0     | 91    | 73    | 3                                | 0     | 36                      | 4     | 4        | 7     | 1     | 836   | 136     | -     | 1,021     | 213   |
| Total   | 33                    | 1     | 120   | 79    | 4                                | 1     | 44                      | 6     | 6        | 8     | 2     | 969   | 168     | -     | 1,178     | 256   |
| Master's  | 87                    | 9     | 9     | 7     | -                                | -     | 19                      | 5     | 5        | 2     | -     | 156   | 42      | -     | 273       | 63    |
| UNC   | 11                    | 2     | 1     | 1     | -                                | -     | 2                       | 2     | 2        | 1     | -     | 28    | 4       | -     | 40        | 5     |
| Private   | 76                    | 7     | 8     | 6     | -                                | -     | 17                      | 3     | 3        | 1     | -     | 154   | 38      | -     | 233       | 58    |
| Total   | 96                    | 11    | 9     | 7     | -                                | -     | 21                      | 6     | 6        | 3     | -     | 184   | 44      | -     | 313       | 68    |
| Doctorate                                       | 53                    | 2     | -     | 1     | -                                | -     | 3                       | -     | -        | 1     | -     | 36    | 5       | -     | 93        | 9     |
| UNC   | 14                    | 1     | -     | -     | -                                | -     | 1                       | -     | -        | 1     | -     | 7     | 4       | -     | 21        | 5     |
| Private   | 39                    | 1     | -     | 1     | -                                | -     | 2                       | -     | -        | 0     | -     | 29    | 1       | -     | 72        | 4     |
| Total   | 67                    | 3     | -     | 1     | -                                | -     | 3                       | -     | -        | 1     | -     | 36    | 5       | -     | 93        | 9     |
| <b>FINE &amp; APPLIED ARTS</b>                  |                       |       |       |       |                                  |       |                         |       |          |       |       |       |         |       |           |       |
| Bachelor's                                      | 2                     | 4     | 46    | 36    | -                                | 1     | 2                       | 2     | 2        | 4     | 6     | 228   | 338     | -     | 282       | 387   |
| UNC   | 2                     | 1     | 6     | 10    | -                                | 1     | 2                       | 2     | 2        | 4     | 1     | 80    | 178     | -     | 86        | 191   |
| Private   | 0                     | 3     | 40    | 26    | -                                | 0     | 0                       | 0     | 0        | 0     | 5     | 248   | 160     | -     | 296       | 196   |
| Total   | 2                     | 4     | 46    | 36    | -                                | 1     | 2                       | 2     | 2        | 4     | 6     | 228   | 338     | -     | 282       | 387   |
| Master's  | 2                     | 1     | -     | -     | -                                | -     | 1                       | 1     | 1        | -     | -     | 36    | 60      | -     | 39        | 62    |
| UNC   | 2                     | 1     | -     | -     | -                                | -     | 1                       | 1     | 1        | -     | -     | 36    | 60      | -     | 39        | 62    |
| Private   | 0                     | 0     | -     | -     | -                                | -     | 0                       | 0     | 0        | -     | -     | 0     | 0       | -     | 0         | 0     |
| Total   | 2                     | 1     | -     | -     | -                                | -     | 1                       | 1     | 1        | -     | -     | 36    | 60      | -     | 39        | 62    |
| Doctorate                                       | 1                     | 2     | -     | -     | -                                | -     | -                       | -     | -        | -     | -     | 37    | 65      | -     | 41        | 69    |
| UNC   | 1                     | 1     | -     | -     | -                                | -     | -                       | -     | -        | -     | -     | 4     | 6       | -     | 4         | 6     |
| Private   | 0                     | 1     | -     | -     | -                                | -     | -                       | -     | -        | -     | -     | 33    | 59      | -     | 37        | 63    |
| Total   | 1                     | 2     | -     | -     | -                                | -     | -                       | -     | -        | -     | -     | 37    | 65      | -     | 41        | 69    |
| <b>ALL RACES</b>                                |                       |       |       |       |                                  |       |                         |       |          |       |       |       |         |       |           |       |
| Bachelor's                                      | 1                     | 2     | 36    | 108   | 2                                | 1     | 1                       | 2     | 4        | 1     | 4     | 250   | 523     | -     | 292       | 642   |
| UNC   | -                     | -     | 40    | 35    | -                                | -     | -                       | -     | 1        | 1     | 1     | 118   | 162     | -     | 160       | 200   |
| Private   | 1                     | 2     | 76    | 143   | 2                                | 2     | 1                       | 2     | 5        | 3     | 5     | 368   | 685     | -     | 452       | 842   |
| Total   | 2                     | 4     | 116   | 286   | 4                                | 3     | 2                       | 4     | 6        | 4     | 6     | 486   | 1,067   | -     | 612       | 1,042 |
| Master's  | 2                     | 3     | -     | -     | -                                | -     | 1                       | -     | -        | -     | -     | 7     | 15      | -     | 10        | 18    |
| UNC   | -                     | -     | -     | -     | -                                | -     | -                       | -     | -        | -     | -     | 2     | 4       | -     | 2         | 6     |
| Private   | 2                     | 3     | -     | -     | -                                | -     | 1                       | 1     | -        | -     | 9     | 19    | -       | 12    | 22        | 34    |
| Total   | 4                     | 6     | -     | -     | -                                | -     | 2                       | 2     | -        | -     | 16    | 23    | -       | 14    | 26        | 38    |
| Doctorate                                       | -                     | -     | -     | -     | -                                | -     | -                       | -     | -        | -     | -     | 1     | 1       | -     | 1         | 2     |
| UNC   | -                     | -     | -     | -     | -                                | -     | -                       | -     | -        | -     | -     | 1     | 1       | -     | 1         | 2     |
| Private   | -                     | -     | -     | -     | -                                | -     | -                       | -     | -        | -     | -     | -     | -       | -     | -         | -     |
| Total   | -                     | -     | -     | -     | -                                | -     | -                       | -     | -        | -     | -     | 1     | 1       | -     | 1         | 2     |
| <b>ALL RACES</b>                                |                       |       |       |       |                                  |       |                         |       |          |       |       |       |         |       |           |       |
| Bachelor's                                      | 4                     | 1     | 53    | 45    | 2                                | 1     | 1                       | 6     | 6        | 3     | -     | 235   | 81      | -     | 300       | 134   |
| UNC   | 1                     | 1     | 27    | 22    | -                                | -     | 4                       | 1     | 1        | 1     | -     | 82    | 52      | -     | 117       | 76    |
| Private   | 3                     | 0     | 26    | 23    | 2                                | 1     | 1                       | 2     | 5        | 2     | -     | 153   | 29      | -     | 183       | 58    |
| Total   | 4                     | 1     | 79    | 67    | 4                                | 2     | 2                       | 6     | 6        | 3     | -     | 237   | 81      | -     | 317       | 134   |
| Master's  | 2                     | 3     | 2     | 1     | -                                | -     | 3                       | 1     | -        | -     | -     | 37    | 7       | -     | 66        | 11    |
| UNC   | 2                     | 1     | -     | -     | -                                | -     | 1                       | 1     | -        | -     | -     | 1     | 1       | -     | 4         | 4     |
| Private   | 0                     | 2     | 2     | 1     | -                                | -     | 2                       | 0     | -        | -     | -     | 36    | 6       | -     | 70        | 13    |
| Total   | 2                     | 3     | 4     | 2     | -                                | -     | 3                       | 1     | -        | -     | -     | 37    | 7       | -     | 74        | 17    |
| Doctorate                                       | 2                     | 1     | -     | -     | -                                | -     | -                       | -     | -        | -     | -     | 6     | -       | -     | 8         | 1     |
| UNC   | 2                     | 1     | -     | -     | -                                | -     | -                       | -     | -        | -     | -     | 4     | -       | -     | 6         | 1     |
| Private   | 0                     | 0     | -     | -     | -                                | -     | -                       | -     | -        | -     | -     | 2     | -       | -     | 2         | 0     |
| Total   | 2                     | 1     | -     | -     | -                                | -     | -                       | -     | -        | -     | -     | 6     | -       | -     | 8         | 1     |
| <b>ALL RACES</b>                                |                       |       |       |       |                                  |       |                         |       |          |       |       |       |         |       |           |       |
| Bachelor's                                      | 2                     | 4     | 128   | 257   | 7                                | 18    | 6                       | 6     | 7        | 2     | 5     | 526   | 1,561   | -     | 671       | 1,852 |
| UNC   | 2                     | 2     | 29    | 58    | 1                                | 1     | -                       | -     | 2        | 2     | 2     | 120   | 448     | -     | 151       | 511   |
| Private   | 0                     | 2     | 99    | 199   | 6                                | 17    | 6                       | 6     | 5        | 0     | 3     | 406   | 1,113   | -     | 520       | 1,341 |
| Total   | 2                     | 4     | 128   | 257   | 7                                | 18    | 6                       | 6     | 7        | 2     | 5     | 526   | 1,561   | -     | 671       | 1,852 |
| Master's  | 14                    | 10    | 51    | 175   | 5                                | 10    | -                       | -     | 6        | 3     | 3     | 296   | 1,006   | -     | 369       | 1,210 |
| UNC   | 2                     | 3     | 4     | 12    | -                                | -     | -                       | -     | 1        | 1     | 1     | 35    | 189     | -     | 41        | 206   |
| Private   | 12                    | 7     | 47    | 163   | 5                                | 10    | -                       | -     | 5        | 2     | 2     | 261   | 817     | -     | 328       | 1,004 |
| Total   | 16                    | 13    | 55    | 187   | 10                               | 20    | -                       | -     | 6        | 3     | 3     | 331   | 1,195   | -     | 410       | 1,416 |
| Doctorate                                       | 2                     | 1     | 4     | 6     | -                                | -     | -                       | -     | 1        | 1     | -     | 51    | 64      | -     | 58        | 72    |
| UNC   | 2                     | 1     | 2     | 2     | -                                | -     | -                       | -     | 1        | 1     | -     | 9     | 10      | -     | 11        | 10    |
| Private   | 0                     | 0     | 2     | 4     | -                                | -     | -                       | -     | 0        | 0     | -     | 42    | 54      | -     | 47        | 62    |
| Total   | 2                     | 1     | 6     | 10    | -                                | -     | -                       | -     | 1        | 1     | -     | 51    | 64      | -     | 58        | 72    |
| <b>ALL RACES</b>                                |                       |       |       |       |                                  |       |                         |       |          |       |       |       |         |       |           |       |
| Bachelor's                                      | 33                    | 1     | 120   | 79    | 4                                | 1     | 44                      | 6     | 6        | 8     | 2     | 969   | 168     | -     | 1,178     | 256   |
| UNC   | 6                     | 1     | 29    | 6     | 1                                | 1     | 8                       | 2     | 2        | 1     | 1     | 133   | 32      | -     | 157       | 43    |
| Private   | 27                    | 0     | 91    | 73    | 3                                | 0     | 36                      | 4     | 4        | 7     | 1     | 836   | 136     | -     | 1,021</   |       |

TABLE 46. (CONT.) DEGREES CONFERRED BY NORTH CAROLINA COLLEGES AND UNIVERSITIES BY FIELD OF STUDY, LEVEL OF DEGREE, RACE, AND SEX, 1991-92

| FIELD OF STUDY<br>LEVEL OF DEGREE<br>AND SECTOR | NON-RESIDENT<br>ALIEN |       | BLACK |       | AMER. INDIAN OR<br>ALASKAN NATIVE |       | ASIAN OR<br>PACIFIC IS. |       | HISPANIC |       | WHITE |       | UNKNOWN |       | ALL RACES |       |
|---|-----------------------|-------|-------|-------|-----------------------------------|-------|-------------------------|-------|----------|-------|-------|-------|---------|-------|-----------|-------|
|   | Men                   | Women | Men   | Women | Men                               | Women | Men                     | Women | Men      | Women | Men   | Women | Men     | Women | Men       | Women |
|   | Total                 | Total | Total | Total | Total                             | Total | Total                   | Total | Total    | Total | Total | Total | Total   | Total | Total     | Total |
| <b>FOREIGN LANGUAGES</b>                        |                       |       |       |       |                                   |       |                         |       |          |       |       |       |         |       |           |       |
| Bachelor's                                      |                       |       |       |       |                                   |       |                         |       |          |       |       |       |         |       |           |       |
| UNC   | 1                     | 1     | 5     | 10    |                                   |       | 2                       | 2     | 2        | 2     | 43    | 116   |         |       | 50        | 139   |
| Private   | 2                     | 2     | 5     | 18    | 1                                 | 1     | 1                       | 1     | 1        | 1     | 46    | 94    |         |       | 48        | 115   |
| Total   | 3                     | 3     | 10    | 28    | 2                                 | 2     | 3                       | 3     | 3        | 3     | 89    | 210   |         |       | 98        | 254   |
| Master's  |                       |       |       |       |                                   |       |                         |       |          |       |       |       |         |       |           |       |
| UNC   | 1                     | 1     |       |       |                                   |       |                         |       |          |       | 11    | 22    |         |       | 12        | 28    |
| Private   | 1                     | 1     |       |       |                                   |       |                         |       |          |       | 1     | 5     |         |       | 1         | 6     |
| Total   | 2                     | 2     |       |       |                                   |       |                         |       |          |       | 12    | 27    |         |       | 13        | 33    |
| Doctorate                                       |                       |       |       |       |                                   |       |                         |       |          |       |       |       |         |       |           |       |
| UNC   | 1                     | 1     |       |       |                                   |       | 1                       | 1     |          |       | 5     | 8     |         |       | 6         | 11    |
| Private   | 1                     | 1     |       |       |                                   |       | 1                       | 1     |          |       | 1     | 1     |         |       | 1         | 1     |
| Total   | 2                     | 2     |       |       |                                   |       | 2                       | 2     |          |       | 6     | 8     |         |       | 7         | 11    |
| <b>HEALTH PROFESSIONS</b>                       |                       |       |       |       |                                   |       |                         |       |          |       |       |       |         |       |           |       |
| Bachelor's                                      |                       |       |       |       |                                   |       |                         |       |          |       |       |       |         |       |           |       |
| UNC   |                       |       | 25    | 157   | 2                                 | 6     | 4                       | 13    | 4        | 5     | 210   | 960   |         |       | 246       | 1,141 |
| Private   |                       |       | 1     | 11    | 4                                 | 6     | 4                       | 13    | 4        | 5     | 19    | 120   |         |       | 20        | 131   |
| Total   |                       |       | 26    | 168   | 6                                 | 12    | 8                       | 26    | 8        | 10    | 229   | 1,080 |         |       | 266       | 1,272 |
| Master's  |                       |       |       |       |                                   |       |                         |       |          |       |       |       |         |       |           |       |
| UNC   | 19                    | 20    | 6     | 20    | 1                                 | 1     | 3                       | 3     | 3        | 3     | 113   | 389   |         |       | 145       | 435   |
| Private   | 19                    | 20    | 6     | 21    | 1                                 | 1     | 3                       | 3     | 3        | 3     | 11    | 37    |         |       | 11        | 38    |
| Total   | 38                    | 40    | 12    | 41    | 2                                 | 2     | 6                       | 6     | 6        | 6     | 124   | 426   |         |       | 156       | 473   |
| Doctorate                                       |                       |       |       |       |                                   |       |                         |       |          |       |       |       |         |       |           |       |
| UNC   | 3                     | 5     |       |       |                                   |       |                         |       |          |       | 15    | 21    |         |       | 18        | 27    |
| Private   | 3                     | 5     |       |       |                                   |       |                         |       |          |       | 15    | 21    |         |       | 18        | 27    |
| Total   | 6                     | 10    |       |       |                                   |       |                         |       |          |       | 30    | 42    |         |       | 36        | 54    |
| First Professional                              |                       |       |       |       |                                   |       |                         |       |          |       |       |       |         |       |           |       |
| UNC   | 2                     | 1     | 14    | 8     | 3                                 | 1     | 9                       | 9     | 2        | 2     | 187   | 124   |         |       | 217       | 145   |
| Private   | 2                     | 2     | 6     | 4     | 1                                 | 1     | 14                      | 11    | 1        | 1     | 132   | 72    |         |       | 155       | 89    |
| Total   | 4                     | 3     | 20    | 12    | 4                                 | 2     | 23                      | 20    | 3        | 3     | 319   | 196   |         |       | 372       | 234   |
| <b>HOME ECONOMICS</b>                           |                       |       |       |       |                                   |       |                         |       |          |       |       |       |         |       |           |       |
| Bachelor's                                      |                       |       |       |       |                                   |       |                         |       |          |       |       |       |         |       |           |       |
| UNC   |                       |       | 4     | 62    |                                   | 2     |                         | 1     |          |       | 29    | 391   |         |       | 33        | 457   |
| Private   |                       |       | 4     | 2     |                                   | 2     |                         | 2     |          |       | 29    | 66    |         |       | 33        | 70    |
| Total   |                       |       | 8     | 64    |                                   | 4     |                         | 3     |          |       | 58    | 457   |         |       | 66        | 527   |
| Master's  |                       |       |       |       |                                   |       |                         |       |          |       |       |       |         |       |           |       |
| UNC   | 3                     | 4     |       | 8     |                                   |       |                         |       |          |       | 5     | 39    |         |       | 8         | 51    |
| Private   | 3                     | 4     |       | 8     |                                   |       |                         |       |          |       | 5     | 39    |         |       | 8         | 51    |
| Total   | 6                     | 8     |       | 16    |                                   |       |                         |       |          |       | 10    | 78    |         |       | 16        | 102   |
| Doctorate                                       |                       |       |       |       |                                   |       |                         |       |          |       |       |       |         |       |           |       |
| UNC   |                       |       |       |       |                                   |       |                         |       |          |       | 1     | 9     |         |       | 1         | 11    |
| Private   |                       |       |       |       |                                   |       |                         |       |          |       | 1     | 9     |         |       | 1         | 11    |
| Total   |                       |       |       |       |                                   |       |                         |       |          |       | 2     | 18    |         |       | 2         | 22    |
| <b>LAW</b>                                      |                       |       |       |       |                                   |       |                         |       |          |       |       |       |         |       |           |       |
| Bachelor's                                      |                       |       |       |       |                                   |       |                         |       |          |       |       |       |         |       |           |       |
| UNC   |                       |       |       |       |                                   |       |                         |       |          |       | 1     | 3     |         |       | 1         | 4     |
| Private   |                       |       |       |       |                                   |       |                         |       |          |       | 1     | 3     |         |       | 1         | 4     |
| Total   |                       |       |       |       |                                   |       |                         |       |          |       | 2     | 6     |         |       | 2         | 8     |
| First Professional                              |                       |       |       |       |                                   |       |                         |       |          |       |       |       |         |       |           |       |
| UNC   | 33                    | 8     | 29    | 31    | 1                                 | 1     | 5                       | 2     | 1        | 1     | 150   | 111   |         |       | 186       | 148   |
| Private   | 33                    | 8     | 4     | 21    | 1                                 | 1     | 2                       | 3     | 3        | 3     | 235   | 165   |         |       | 275       | 201   |
| Total   | 66                    | 16    | 33    | 52    | 2                                 | 2     | 7                       | 5     | 4        | 4     | 385   | 276   |         |       | 461       | 349   |
| <b>LETTERS</b>                                  |                       |       |       |       |                                   |       |                         |       |          |       |       |       |         |       |           |       |
| Bachelor's                                      |                       |       |       |       |                                   |       |                         |       |          |       |       |       |         |       |           |       |
| UNC   | 1                     | 2     | 38    | 116   | 2                                 | 6     | 3                       | 6     | 1        | 1     | 466   | 858   |         |       | 509       | 989   |
| Private   | 1                     | 4     | 29    | 38    | 1                                 | 3     | 8                       | 7     | 4        | 4     | 318   | 411   |         |       | 364       | 428   |
| Total   | 2                     | 6     | 67    | 154   | 3                                 | 9     | 11                      | 13    | 5        | 5     | 782   | 1,269 |         |       | 873       | 1,417 |
| Master's  |                       |       |       |       |                                   |       |                         |       |          |       |       |       |         |       |           |       |
| UNC   | 1                     | 1     | 4     | 12    | 2                                 | 2     | 1                       | 1     | 1        | 1     | 85    | 156   |         |       | 92        | 175   |
| Private   | 1                     | 1     | 4     | 12    | 2                                 | 2     | 1                       | 1     | 1        | 1     | 20    | 31    |         |       | 21        | 32    |
| Total   | 2                     | 2     | 8     | 24    | 4                                 | 4     | 2                       | 2     | 2        | 2     | 105   | 187   |         |       | 113       | 207   |
| Doctorate                                       |                       |       |       |       |                                   |       |                         |       |          |       |       |       |         |       |           |       |
| UNC   |                       |       |       |       |                                   |       |                         |       |          |       | 10    | 14    |         |       | 10        | 14    |
| Private   |                       |       |       |       |                                   |       |                         |       |          |       | 33    | 20    |         |       | 34        | 20    |
| Total   |                       |       |       |       |                                   |       |                         |       |          |       | 43    | 34    |         |       | 44        | 34    |

TABLE 46. (CONT.) DEGREES CONFERRED BY NORTH CAROLINA COLLEGES AND UNIVERSITIES BY FIELD OF STUDY, LEVEL OF DEGREE, RACE, AND SEX, 1991-92

| FIELD OF STUDY AND SECTOR            | NON-RESIDENT ALIEN |       | BLACK |       | AMER. INDIAN OR ALASKAN NATIVE |       | ASIAN OR PACIFIC IS. |       | HISPANIC |       | WHITE |       | UNKNOWN |       | ALL RACES |       |
|--------------------------------------|--------------------|-------|-------|-------|--------------------------------|-------|----------------------|-------|----------|-------|-------|-------|---------|-------|-----------|-------|
|                                      | Men                | Women | Men   | Women | Men                            | Women | Men                  | Women | Men      | Women | Men   | Women | Men     | Women | Men       | Women |
|                                      | Total              | Total | Total | Total | Total                          | Total | Total                | Total | Total    | Total | Total | Total | Total   | Total | Total     | Total |
| <b>LIBRARY SCIENCE</b>               |                    |       |       |       |                                |       |                      |       |          |       |       |       |         |       |           |       |
| Master's                             | 1                  | -     | 1     | 10    | -                              | -     | -                    | -     | 1        | -     | 1     | 29    | 136     | -     | 31        | 148   |
| UNC                                  | -                  | -     | -     | -     | -                              | -     | -                    | -     | -        | -     | -     | -     | -       | -     | -         | -     |
| Private                              | -                  | -     | -     | -     | -                              | -     | -                    | -     | -        | -     | -     | -     | -       | -     | -         | -     |
| Total                                | 1                  | -     | 1     | 10    | -                              | -     | -                    | -     | 1        | -     | 1     | 29    | 136     | -     | 31        | 148   |
| Doctorate                            | -                  | -     | -     | -     | -                              | -     | -                    | -     | -        | -     | -     | -     | 1       | -     | -         | 1     |
| UNC                                  | -                  | -     | -     | -     | -                              | -     | -                    | -     | -        | -     | -     | -     | -       | -     | -         | -     |
| Private                              | -                  | -     | -     | -     | -                              | -     | -                    | -     | -        | -     | -     | -     | -       | -     | -         | -     |
| Total                                | -                  | -     | -     | -     | -                              | -     | -                    | -     | -        | -     | -     | -     | 1       | -     | -         | 1     |
| <b>MATHEMATICS</b>                   |                    |       |       |       |                                |       |                      |       |          |       |       |       |         |       |           |       |
| Bachelor's                           | 6                  | 4     | 20    | 43    | 4                              | 3     | 4                    | 4     | 1        | 1     | 3     | 132   | 145     | -     | 167       | 199   |
| UNC                                  | 8                  | 4     | 13    | 14    | 2                              | 3     | 2                    | 2     | -        | -     | 2     | 62    | 84      | -     | 85        | 103   |
| Private                              | 14                 | 4     | 33    | 57    | 4                              | 3     | 6                    | 6     | 1        | 3     | 194   | 229   | -       | 252   | 302       |       |
| Master's                             | 11                 | 3     | 2     | 2     | -                              | -     | 1                    | 2     | 1        | -     | 40    | 49    | 49      | 54    | 56        | 110   |
| UNC                                  | 13                 | 3     | 2     | 2     | -                              | -     | 1                    | 2     | 1        | -     | 5     | 3     | 3       | 8     | 11        | 11    |
| Private                              | 12                 | 2     | -     | -     | -                              | -     | 1                    | 2     | 1        | -     | 45    | 52    | 52      | 62    | 59        | 121   |
| Doctorate                            | 1                  | 1     | -     | -     | -                              | -     | 1                    | 2     | -        | -     | 5     | 4     | 4       | 18    | 8         | 26    |
| UNC                                  | 13                 | 2     | -     | -     | -                              | -     | 1                    | 2     | -        | -     | 9     | 5     | 5       | 5     | 2         | 33    |
| Private                              | -                  | -     | -     | -     | -                              | -     | 1                    | 2     | -        | -     | -     | -     | -       | -     | -         | -     |
| Total                                | 22                 | 13    | 28    | 40    | 2                              | 1     | 15                   | 12    | 2        | 2     | 230   | 108   | 108     | 262   | 149       | 411   |
| <b>PHYSICAL SCIENCES</b>             |                    |       |       |       |                                |       |                      |       |          |       |       |       |         |       |           |       |
| Bachelor's                           | 5                  | 5     | 13    | 28    | 2                              | 1     | 15                   | 12    | 2        | -     | -     | 108   | 108     | -     | 262       | 149   |
| UNC                                  | 5                  | 2     | 4     | 12    | 1                              | 1     | 1                    | 1     | 2        | -     | -     | 84    | 49      | -     | 95        | 63    |
| Private                              | 8                  | 3     | 17    | 40    | 3                              | 1     | 16                   | 12    | 2        | -     | 314   | 157   | 157     | 357   | 212       | 569   |
| Master's                             | 5                  | 5     | 5     | 1     | -                              | -     | 1                    | 2     | -        | -     | 29    | 12    | 12      | 43    | 20        | 63    |
| UNC                                  | 3                  | 2     | 5     | 1     | -                              | -     | 1                    | 2     | -        | -     | 14    | 7     | 7       | 17    | 24        | 24    |
| Private                              | 11                 | 7     | 5     | 1     | -                              | -     | 1                    | 2     | -        | -     | 43    | 17    | 17      | 60    | 27        | 87    |
| Doctorate                            | 21                 | 5     | 1     | -     | -                              | -     | 3                    | 2     | 2        | -     | 23    | 11    | 11      | 50    | 18        | 68    |
| UNC                                  | 1                  | 1     | -     | -     | -                              | -     | 3                    | 2     | 2        | -     | 20    | 12    | 12      | 21    | 2         | 23    |
| Private                              | 22                 | 5     | 1     | -     | -                              | -     | 3                    | 2     | 2        | -     | 43    | 13    | 13      | 71    | 20        | 91    |
| Total                                | 1                  | 1     | 41    | 106   | 2                              | 3     | 2                    | 13    | 1        | 5     | 257   | 671   | 671     | 304   | 799       | 1,103 |
| UNC                                  | 1                  | 1     | 19    | 56    | 1                              | 1     | 1                    | 1     | 5        | 6     | 136   | 401   | 401     | 168   | 477       | 645   |
| Private                              | 2                  | 6     | 60    | 162   | 2                              | 6     | 8                    | 18    | 6        | 11    | 393   | 1,072 | 1,072   | 472   | 1,276     | 1,748 |
| <b>PSYCHOLOGY</b>                    |                    |       |       |       |                                |       |                      |       |          |       |       |       |         |       |           |       |
| Bachelor's                           | -                  | -     | 3     | 3     | -                              | 1     | -                    | 2     | 1        | -     | 33    | 82    | 82      | -     | 36        | 88    |
| UNC                                  | -                  | -     | -     | -     | -                              | -     | -                    | -     | -        | -     | 12    | 14    | 14      | -     | 13        | 14    |
| Private                              | -                  | -     | 3     | 3     | -                              | 1     | -                    | 2     | 1        | -     | 33    | 94    | 94      | -     | 37        | 101   |
| Doctorate                            | -                  | -     | 1     | 1     | -                              | -     | -                    | -     | -        | -     | 14    | 24    | 24      | -     | 15        | 27    |
| UNC                                  | -                  | -     | 1     | 1     | -                              | -     | -                    | -     | -        | -     | 1     | 5     | 5       | -     | 2         | 3     |
| Private                              | 2                  | 3     | -     | -     | -                              | -     | -                    | -     | -        | -     | 14    | 25    | 25      | -     | 17        | 30    |
| Total                                | 2                  | 3     | 1     | 1     | -                              | -     | -                    | -     | -        | -     | 14    | 25    | 25      | -     | 17        | 30    |
| <b>PUBLIC AFFAIRS &amp; SERVICES</b> |                    |       |       |       |                                |       |                      |       |          |       |       |       |         |       |           |       |
| Bachelor's                           | 4                  | 4     | 122   | 160   | 2                              | 12    | 2                    | 3     | 2        | 2     | 433   | 457   | 457     | 1     | 561       | 1,190 |
| UNC                                  | -                  | -     | 51    | 73    | 2                              | 4     | 1                    | 3     | 4        | 4     | 182   | 252   | 252     | -     | 238       | 574   |
| Private                              | 7                  | 7     | 173   | 233   | 2                              | 14    | 3                    | 5     | 6        | 4     | 615   | 709   | 709     | 1     | 799       | 1,772 |
| Master's                             | 4                  | 3     | 16    | 36    | -                              | 1     | -                    | -     | 1        | 2     | 75    | 183   | 183     | -     | 96        | 321   |
| UNC                                  | -                  | -     | 1     | 2     | -                              | -     | -                    | -     | -        | -     | 11    | 20    | 20      | -     | 12        | 35    |
| Private                              | 4                  | 4     | 17    | 38    | -                              | 1     | -                    | -     | 1        | 2     | 86    | 203   | 203     | -     | 108       | 356   |
| Total                                | 4                  | 4     | 17    | 38    | -                              | 1     | -                    | -     | 1        | 2     | 86    | 203   | 203     | -     | 108       | 356   |

TABLE 46. (CONT.) DEGREES CONFERRED BY NORTH CAROLINA COLLEGES AND UNIVERSITIES BY FIELD OF STUDY, LEVEL OF DEGREE, RACE, AND SEX, 1991-92

| FIELD OF STUDY<br>LEVEL OF DEGREE<br>AND SECTOR | NON-RESIDENT<br>ALIEN |       | BLACK |       | AMER. INDIAN OR<br>ALASKAN NATIVE |       | ASIAN OR<br>PACIFIC IS. |       | HISPANIC |       | WHITE  |        | UNKNOWN |        | ALL RACES |        |
|---|-----------------------|-------|-------|-------|-----------------------------------|-------|-------------------------|-------|----------|-------|--------|--------|---------|--------|-----------|--------|
|   | Men                   | Women | Men   | Women | Men                               | Women | Men                     | Women | Men      | Women | Men    | Women  | Men     | Women  | Men       | Women  |
| <b>SOCIAL SCIENCES</b>                          |                       |       |       |       |                                   |       |                         |       |          |       |        |        |         |        |           |        |
| Bachelor's                                      |                       |       |       |       |                                   |       |                         |       |          |       |        |        |         |        |           |        |
| UNC   | 13                    | 12    | 173   | 268   | 16                                | 13    | 19                      | 10    | 12       | 5     | 1,316  | 844    | 2       | 1,549  | 1,152     | 2,701  |
| Private   | 12                    | 13    | 114   | 156   | 3                                 | 2     | 13                      | 12    | 23       | 14    | 836    | 594    | 5       | 1,003  | 1,796     | 1,799  |
| Total   | 25                    | 25    | 287   | 424   | 19                                | 15    | 32                      | 22    | 35       | 19    | 2,152  | 1,438  | 7       | 2,552  | 1,948     | 4,500  |
| Master's  | 14                    | 2     | 7     | 2     | -                                 | -     | -                       | 1     | 2        | -     | 120    | 82     | -       | 143    | 97        | 240    |
| Private   | 23                    | 14    | 7     | 3     | -                                 | -     | -                       | 1     | 2        | -     | 31     | 13     | -       | 40     | 17        | 57     |
| Total   | 6                     | 4     | -     | 3     | -                                 | -     | -                       | 1     | -        | -     | 151    | 95     | -       | 183    | 114       | 297    |
| Doctorate                                       | 6                     | 4     | -     | 3     | -                                 | -     | -                       | 1     | -        | -     | 19     | 13     | -       | 25     | 21        | 46     |
| Private   | 6                     | 4     | -     | 3     | -                                 | -     | -                       | 1     | -        | -     | 15     | 16     | -       | 21     | 7         | 28     |
| Total   | 12                    | 4     | -     | 3     | -                                 | -     | -                       | 1     | -        | -     | 34     | 19     | -       | 46     | 28        | 74     |
| <b>THEOLOGY</b>                                 |                       |       |       |       |                                   |       |                         |       |          |       |        |        |         |        |           |        |
| Bachelor's                                      |                       |       |       |       |                                   |       |                         |       |          |       |        |        |         |        |           |        |
| UNC   | 1                     | 1     | 3     | 3     | 1                                 | 1     | 2                       | 1     | -        | -     | 62     | 23     | -       | 69     | 27        | 96     |
| Private   | 1                     | 1     | 3     | 3     | 1                                 | 1     | 2                       | 1     | -        | -     | 62     | 23     | -       | 69     | 27        | 96     |
| Total   | 2                     | 2     | 6     | 6     | 2                                 | 2     | 4                       | 2     | -        | -     | 124    | 46     | -       | 138    | 54        | 192    |
| Master's  | 1                     | 1     | -     | 1     | -                                 | -     | -                       | -     | -        | -     | 8      | 5      | -       | 9      | 6         | 15     |
| Private   | 1                     | 1     | -     | 1     | -                                 | -     | -                       | -     | -        | -     | 8      | 5      | -       | 9      | 6         | 15     |
| Total   | 2                     | 2     | -     | 2     | -                                 | -     | -                       | -     | -        | -     | 16     | 10     | -       | 18     | 12        | 30     |
| Doctorate                                       | 1                     | 1     | -     | -     | -                                 | -     | -                       | -     | -        | -     | 11     | -      | -       | 12     | -         | 12     |
| Private   | 1                     | 1     | -     | -     | -                                 | -     | -                       | -     | -        | -     | 11     | -      | -       | 12     | -         | 12     |
| Total   | 2                     | 2     | -     | -     | -                                 | -     | -                       | -     | -        | -     | 22     | -      | -       | 24     | -         | 24     |
| First Professional                              | 6                     | 6     | 13    | 4     | 1                                 | 1     | 2                       | 1     | 1        | 1     | 152    | 45     | -       | 175    | 50        | 225    |
| UNC   | 6                     | 6     | 13    | 4     | 1                                 | 1     | 2                       | 1     | 1        | 1     | 152    | 45     | -       | 175    | 50        | 225    |
| Private   | 6                     | 6     | 13    | 4     | 1                                 | 1     | 2                       | 1     | 1        | 1     | 152    | 45     | -       | 175    | 50        | 225    |
| Total   | 12                    | 12    | 26    | 8     | 2                                 | 2     | 4                       | 2     | 2        | 2     | 304    | 90     | -       | 350    | 100       | 450    |
| <b>INTERDISCIPLINARY STUDIES</b>                |                       |       |       |       |                                   |       |                         |       |          |       |        |        |         |        |           |        |
| Bachelor's                                      |                       |       |       |       |                                   |       |                         |       |          |       |        |        |         |        |           |        |
| UNC   | 1                     | 3     | 8     | 10    | -                                 | 2     | 1                       | 2     | -        | -     | 64     | 57     | -       | 73     | 72        | 145    |
| Private   | 3                     | 4     | 3     | 17    | -                                 | 1     | 1                       | 2     | -        | -     | 41     | 57     | -       | 48     | 77        | 125    |
| Total   | 4                     | 7     | 11    | 27    | -                                 | 3     | 3                       | 4     | -        | -     | 105    | 114    | -       | 121    | 149       | 270    |
| Master's  | 2                     | 2     | -     | 1     | -                                 | -     | -                       | -     | -        | -     | 24     | 9      | -       | 27     | 13        | 40     |
| Private   | 2                     | 2     | -     | 1     | -                                 | -     | -                       | -     | -        | -     | 12     | 13     | -       | 12     | 15        | 27     |
| Total   | 4                     | 4     | -     | 2     | -                                 | -     | -                       | -     | -        | -     | 36     | 22     | -       | 39     | 28        | 67     |
| Doctorate                                       | 2                     | 2     | -     | -     | -                                 | -     | -                       | -     | -        | -     | 3      | 2      | -       | 5      | 2         | 7      |
| Private   | 2                     | 2     | -     | -     | -                                 | -     | -                       | -     | -        | -     | 3      | 2      | -       | 5      | 2         | 7      |
| Total   | 4                     | 4     | -     | -     | -                                 | -     | -                       | -     | -        | -     | 6      | 4      | -       | 10     | 4         | 14     |
| GRAND TOTAL                                     |                       |       |       |       |                                   |       |                         |       |          |       |        |        |         |        |           |        |
| Bachelor's                                      | 99                    | 55    | 1,184 | 2,090 | 62                                | 95    | 162                     | 144   | 54       | 64    | 7,912  | 9,400  | 1       | 9,474  | 11,849    | 21,323 |
| UNC   | 64                    | 43    | 1,560 | 2,861 | 8                                 | 13    | 66                      | 58    | 57       | 55    | 3,419  | 4,296  | 4       | 4,178  | 5,362     | 9,520  |
| Private   | 163                   | 98    | 1,744 | 2,951 | 70                                | 108   | 228                     | 202   | 111      | 119   | 11,331 | 13,696 | 5       | 13,652 | 17,191    | 30,843 |
| Master's  | 273                   | 113   | 134   | 322   | 9                                 | 16    | 40                      | 34    | 14       | 13    | 1,637  | 2,656  | -       | 2,107  | 3,154     | 5,261  |
| UNC   | 85                    | 36    | 35    | 43    | -                                 | 4     | 13                      | 10    | 10       | 16    | 698    | 607    | 1       | 842    | 710       | 1,552  |
| Private   | 358                   | 149   | 169   | 365   | 9                                 | 20    | 53                      | 44    | 24       | 19    | 2,335  | 3,263  | 1       | 2,949  | 3,864     | 6,813  |
| Doctorate                                       | 121                   | 35    | 10    | 13    | -                                 | 2     | 8                       | 7     | 4        | 4     | 262    | 223    | -       | 405    | 284       | 689    |
| UNC   | 39                    | 4     | 2     | 12    | -                                 | 1     | 1                       | 1     | 1        | 1     | 123    | 156    | -       | 166    | 66        | 232    |
| Private   | 160                   | 39    | 12    | 15    | -                                 | 3     | 9                       | 8     | 3        | 4     | 385    | 281    | -       | 571    | 350       | 921    |
| First Professional                              | 2                     | 1     | 43    | 39    | 4                                 | 2     | 14                      | 11    | 3        | 5     | 337    | 235    | -       | 403    | 293       | 696    |
| UNC   | 41                    | 10    | 23    | 29    | 2                                 | 3     | 18                      | 15    | 2        | 3     | 519    | 282    | -       | 605    | 340       | 945    |
| Private   | 43                    | 11    | 66    | 68    | 2                                 | 3     | 32                      | 26    | 5        | 8     | 856    | 517    | -       | 1,008  | 633       | 1,641  |



Table 47. Number of Bachelor's Degrees Conferred by North Carolina Colleges and Universities by Institution, Sex, and Field of Study, 1991-92

| Institution and Sex                 | Agriculture and Natural Resources | Architecture and Environmental Des. | Area Studies | Biological Sciences | Business and Management | Communications | Computer & Information Sciences | Education | Engineering | Fine and Applied Arts | Foreign Languages | Health Professions | Home Economics | Law | Letters | Library Science | Mathematics | Physical Sciences | Psychology | Public Affairs and Services | Social Sciences | Theology | Interdisciplinary Studies | Grand Total |     |
|-------------------------------------|-----------------------------------|-------------------------------------|--------------|---------------------|-------------------------|----------------|---------------------------------|-----------|-------------|-----------------------|-------------------|--------------------|----------------|-----|---------|-----------------|-------------|-------------------|------------|-----------------------------|-----------------|----------|---------------------------|-------------|-----|
| <b>UNIVERSITY OF NORTH CAROLINA</b> |                                   |                                     |              |                     |                         |                |                                 |           |             |                       |                   |                    |                |     |         |                 |             |                   |            |                             |                 |          |                           |             |     |
| Appalachian                         | 3                                 |                                     |              | 21                  | 314                     | 69             | 49                              | 148       |             | 38                    | 2                 | 14                 | 0              |     | 31      |                 | 27          | 23                | 18         | 91                          | 105             |          |                           | 2           | 955 |
| Men                                 |                                   |                                     |              | 28                  | 178                     | 106            | 19                              | 308       |             | 43                    | 4                 | 46                 | 64             |     | 62      |                 | 22          | 6                 | 66         | 59                          | 81              |          | 4                         | 1,097       |     |
| Women                               | 1                                 |                                     |              | 49                  | 492                     | 175            | 68                              | 456       |             | 81                    |                   | 60                 | 64             |     | 93      |                 | 49          | 29                | 84         | 150                         | 186             |          | 6                         | 2,052       |     |
| Total                               | 4                                 |                                     |              |                     |                         |                |                                 |           |             |                       |                   |                    |                |     |         |                 |             |                   |            |                             |                 |          |                           |             |     |
| East Carolina                       | 27                                |                                     |              | 34                  | 228                     | 52             | 26                              | 172       |             | 57                    | 2                 | 26                 | 18             |     | 32      |                 | 7           | 14                | 21         | 94                          | 100             |          |                           | 910         |     |
| Men                                 |                                   |                                     |              | 35                  | 186                     | 69             | 8                               | 330       |             | 87                    | 6                 | 206                | 145            |     | 71      |                 | 15          | 11                | 7          | 93                          | 49              |          |                           | 1,393       |     |
| Women                               | 3                                 |                                     |              | 69                  | 414                     | 121            | 34                              | 502       |             | 144                   | 8                 | 232                | 163            |     | 103     |                 | 22          | 25                | 10         | 187                         | 149             |          |                           | 2,303       |     |
| Total                               | 30                                |                                     |              |                     |                         |                |                                 |           |             |                       |                   |                    |                |     |         |                 |             |                   |            |                             |                 |          |                           |             |     |
| Elizabeth City                      |                                   |                                     |              | 4                   | 36                      |                | 9                               | 13        |             | 10                    |                   |                    |                |     | 5       |                 | 8           | 4                 | 4          | 16                          | 6               |          |                           | 115         |     |
| Men                                 |                                   |                                     |              | 11                  | 65                      |                | 10                              | 37        |             | 9                     |                   |                    |                |     | 15      |                 | 4           | 3                 | 11         | 13                          | 34              |          |                           | 212         |     |
| Women                               |                                   |                                     |              | 15                  | 101                     |                | 19                              | 50        |             | 19                    |                   |                    |                |     | 20      |                 | 12          | 7                 | 15         | 29                          | 40              |          |                           | 327         |     |
| Total                               |                                   |                                     |              |                     |                         |                |                                 |           |             |                       |                   |                    |                |     |         |                 |             |                   |            |                             |                 |          |                           |             |     |
| Fayetteville                        |                                   |                                     |              | 2                   | 35                      |                | 3                               | 11        |             | 11                    | 0                 | 0                  |                |     | 2       |                 | 2           | 0                 | 11         | 29                          | 26              |          |                           | 132         |     |
| Men                                 |                                   |                                     |              | 7                   | 62                      |                | 3                               | 30        |             | 5                     | 2                 | 1                  |                |     | 5       |                 | 16          | 1                 | 15         | 32                          | 39              |          |                           | 218         |     |
| Women                               |                                   |                                     |              | 9                   | 97                      |                | 6                               | 41        |             | 16                    | 2                 | 1                  |                |     | 7       |                 | 8           | 6                 | 21         | 61                          | 65              |          |                           | 350         |     |
| Total                               |                                   |                                     |              |                     |                         |                |                                 |           |             |                       |                   |                    |                |     |         |                 |             |                   |            |                             |                 |          |                           |             |     |
| N.C. A and T                        | 12                                | 1                                   |              | 6                   | 95                      | 11             | 26                              | 76        | 99          | 11                    |                   | 10                 | 0              |     | 2       |                 | 2           | 2                 | 6          | 6                           | 30              |          |                           | 395         |     |
| Men                                 | 9                                 | 0                                   |              | 17                  | 139                     | 32             | 14                              | 48        | 59          | 12                    |                   | 38                 | 10             |     | 6       |                 | 6           | 4                 | 15         | 12                          | 22              |          |                           | 443         |     |
| Women                               | 21                                | 1                                   |              | 23                  | 234                     | 43             | 40                              | 124       | 158         | 23                    |                   | 48                 | 10             |     | 8       |                 | 8           | 6                 | 21         | 18                          | 52              |          |                           | 838         |     |
| Total                               |                                   |                                     |              |                     |                         |                |                                 |           |             |                       |                   |                    |                |     |         |                 |             |                   |            |                             |                 |          |                           |             |     |
| N.C. Central                        |                                   |                                     |              | 8                   | 52                      |                | 3                               | 10        |             | 6                     | 1                 | 6                  | 2              |     | 6       |                 | 4           | 2                 | 3          | 26                          | 47              |          |                           | 176         |     |
| Men                                 |                                   |                                     |              | 23                  | 59                      |                | 2                               | 43        |             | 6                     | 4                 | 11                 | 14             |     | 21      |                 | 15          | 7                 | 9          | 32                          | 87              |          |                           | 333         |     |
| Women                               |                                   |                                     |              | 31                  | 111                     |                | 5                               | 53        |             | 12                    | 5                 | 17                 | 16             |     | 27      |                 | 19          | 9                 | 12         | 58                          | 134             |          |                           | 509         |     |
| Total                               |                                   |                                     |              |                     |                         |                |                                 |           |             |                       |                   |                    |                |     |         |                 |             |                   |            |                             |                 |          |                           |             |     |
| N.C. School of Arts                 |                                   |                                     |              |                     |                         |                |                                 |           |             | 34                    |                   |                    |                |     |         |                 |             |                   |            |                             |                 |          |                           | 34          |     |
| Men                                 |                                   |                                     |              |                     |                         |                |                                 |           |             | 32                    |                   |                    |                |     |         |                 |             |                   |            |                             |                 |          |                           | 32          |     |
| Women                               |                                   |                                     |              |                     |                         |                |                                 |           |             | 66                    |                   |                    |                |     |         |                 |             |                   |            |                             |                 |          |                           | 66          |     |
| Total                               |                                   |                                     |              |                     |                         |                |                                 |           |             |                       |                   |                    |                |     |         |                 |             |                   |            |                             |                 |          |                           |             |     |
| N.C. State                          | 147                               | 77                                  |              | 70                  | 389                     | 59             | 88                              | 50        | 827         |                       | 8                 | 42                 |                |     | 44      |                 | 26          | 84                | 19         | 61                          | 244             |          | 32                        | 2,267       |     |
| Men                                 | 89                                | 57                                  |              | 135                 | 286                     | 178            | 28                              | 107       | 180         |                       | 24                | 43                 |                |     | 75      |                 | 25          | 50                | 84         | 73                          | 139             |          | 35                        | 1,608       |     |
| Women                               | 236                               | 134                                 |              | 205                 | 675                     | 237            | 116                             | 157       | 1,007*      |                       | 32                | 85                 |                |     | 119     |                 | 51          | 134               | 103        | 134                         | 383             |          | 67                        | 3,875       |     |
| Total                               |                                   |                                     |              |                     |                         |                |                                 |           |             |                       |                   |                    |                |     |         |                 |             |                   |            |                             |                 |          |                           |             |     |
| Pembroke                            |                                   |                                     |              | 0                   | 12                      | 43             |                                 | 3         | 27          |                       | 5                 |                    |                |     | 14      |                 | 8           | 3                 | 0          | 2                           | 46              |          | 4                         | 167         |     |
| Men                                 |                                   |                                     |              | 2                   | 20                      | 37             |                                 | 3         | 97          |                       | 6                 |                    |                |     | 20      |                 | 10          | 1                 | 12         | 23                          | 35              |          | 4                         | 270         |     |
| Women                               |                                   |                                     |              | 32                  | 80                      |                | 6                               | 124       |             | 11                    |                   |                    |                |     | 34      |                 | 18          | 4                 | 12         | 25                          | 81              |          | 8                         | 437         |     |
| Total                               |                                   |                                     |              |                     |                         |                |                                 |           |             |                       |                   |                    |                |     |         |                 |             |                   |            |                             |                 |          |                           |             |     |
| UNC-Asheville                       |                                   |                                     |              | 8                   | 48                      | 5              | 12                              |           |             | 15                    | 1                 |                    |                |     | 10      |                 | 7           | 17                | 12         |                             | 42              |          | 5                         | 182         |     |
| Men                                 |                                   |                                     |              | 11                  | 62                      | 22             | 7                               |           |             | 6                     | 5                 |                    |                |     | 17      |                 | 5           | 1                 | 33         |                             | 46              |          | 11                        | 226         |     |
| Women                               |                                   |                                     |              | 19                  | 110                     | 27             | 19                              |           |             | 21                    | 6                 |                    |                |     | 27      |                 | 12          | 18                | 45         |                             | 88              |          | 16                        | 408         |     |
| Total                               |                                   |                                     |              |                     |                         |                |                                 |           |             |                       |                   |                    |                |     |         |                 |             |                   |            |                             |                 |          |                           |             |     |
| UNC-Chapel Hill                     |                                   |                                     |              | 37                  | 115                     | 243            | 94                              | 27        |             | 14                    | 20                | 77                 |                |     | 146     |                 | 34          | 59                | 80         | 35                          | 484             |          | 13                        | 1,478       |     |
| Men                                 |                                   |                                     |              | 91                  | 147                     | 259            | 213                             | 126       |             | 53                    | 41                | 297                |                |     | 296     |                 | 36          | 26                | 214        | 47                          | 324             |          | 7                         | 2,177       |     |
| Women                               |                                   |                                     |              | 128                 | 262                     | 502            | 307                             | 153       |             | 67                    | 61                | 374                |                |     | 442     |                 | 70          | 85                | 294        | 82                          | 808             |          | 20                        | 3,655       |     |
| Total                               |                                   |                                     |              |                     |                         |                |                                 |           |             |                       |                   |                    |                |     |         |                 |             |                   |            |                             |                 |          |                           |             |     |
| UNC-Charlotte                       |                                   |                                     |              | 44                  | 0                       | 23             | 284                             |           |             | 29                    | 1                 | 9                  |                |     | 57      |                 | 14          | 25                | 62         | 89                          | 201             |          |                           | 1,112       |     |
| Men                                 |                                   |                                     |              | 6                   | 1                       | 23             | 213                             |           |             | 17                    | 37                | 144                |                |     | 94      |                 | 12          | 11                | 119        | 93                          | 121             |          |                           | 1,110       |     |
| Women                               |                                   |                                     |              | 46                  |                         | 497            |                                 |           |             | 66                    | 20                | 153                |                |     | 151     |                 | 26          | 36                | 181        | 182                         | 322             |          |                           | 2,222       |     |
| Total                               |                                   |                                     |              |                     |                         |                |                                 |           |             |                       |                   |                    |                |     |         |                 |             |                   |            |                             |                 |          |                           |             |     |
| UNC-Greensboro                      |                                   |                                     |              | 13                  | 131                     |                |                                 | 25        |             | 24                    | 3                 | 12                 | 7              |     | 92      |                 | 14          | 7                 | 20         | 15                          | 116             |          | 2                         | 481         |     |
| Men                                 |                                   |                                     |              | 35                  | 196                     |                |                                 | 216       |             | 53                    | 15                | 125                | 178            |     | 174     |                 | 17          | 5                 | 51         | 49                          | 101             |          | 2                         | 1,217       |     |
| Women                               |                                   |                                     |              | 48                  | 327                     |                |                                 | 241       |             | 77                    | 18                | 137                | 185            |     | 266     |                 | 31          | 12                | 71         | 64                          | 217             |          | 4                         | 1,698       |     |
| Total                               |                                   |                                     |              |                     |                         |                |                                 |           |             |                       |                   |                    |                |     |         |                 |             |                   |            |                             |                 |          |                           |             |     |
| UNC-Wilmington                      | 14                                |                                     |              | 39                  | 214                     |                | 14                              | 19        |             | 4                     | 6                 | 3                  |                |     | 59      |                 | 9           | 12                | 40         | 35                          | 60              |          |                           | 528         |     |
| Men                                 | 7                                 |                                     |              | 55                  | 147                     |                | 4                               | 175       |             | 16                    | 13                | 46                 |                |     | 108     |                 | 11          | 17                | 68         | 53                          | 49              |          |                           | 769         |     |
| Women                               | 21                                |                                     |              | 94                  | 361                     |                | 18                              | 194       |             | 20                    | 19                | 49                 |                |     | 167     |                 | 20          | 29                | 108        | 88                          | 109             |          |                           | 1,287       |     |
| Total                               |                                   |                                     |              |                     |                         |                |                                 |           |             |                       |                   |                    |                |     |         |                 |             |                   |            |                             |                 |          |                           |             |     |
| Western Carolina                    | 8                                 |                                     |              | 6                   | 115                     |                | 24                              | 70        | 28          | 24                    | 5                 | 31                 | 6              |     | 8       |                 | 3           | 8                 | 3          | 62                          | 27              |          | 3                         | 432         |     |
| Men                                 | 2                                 |                                     |              | 7                   | 74                      |                | 13                              | 95        | 0           | 21                    | 4                 | 83                 | 46             |     | 21      |                 | 5           | 6                 | 15         | 58                          | 11              |          | 3                         | 464         |     |
| Women                               | 10                                |                                     |              | 13                  | 189                     |                | 37                              | 165       | 29          | 45                    | 9                 | 114                | 52             |     | 29      |                 | 8           | 14                | 18         | 120                         | 38              |          | 6                         | 896         |     |
| Total                               |                                   |                                     |              |                     |                         |                |                                 |           |             |                       |                   |                    |                |     |         |                 |             |                   |            |                             |                 |          |                           |             |     |



Table 47. Number of Bachelor's Degrees Conferred by North Carolina Colleges and Universities by Institution, Sex, and Field of Study, 1991-92

| Institution and Sex                         | Agriculture and Natural Resources | Architecture and Environmental Des. | Area Studies | Biological Sciences | Business and Management | Communications | Computer & Information Sciences | Education | Engineering | Fine and Applied Arts | Foreign Languages | Health Professions | Home Economics | Law | Letters | Library Science | Mathematics | Physical Sciences | Psychology | Public Affairs and Services | Social Sciences | Theology | Interdisciplinary Studies | Grand Total |  |
|---|-----------------------------------|-------------------------------------|--------------|---------------------|-------------------------|----------------|---------------------------------|-----------|-------------|-----------------------|-------------------|--------------------|----------------|-----|---------|-----------------|-------------|-------------------|------------|-----------------------------|-----------------|----------|---------------------------|-------------|--|
| <b>UNIVERSITY OF NORTH CAROLINA (Cont.)</b> |                                   |                                     |              |                     |                         |                |                                 |           |             |                       |                   |                    |                |     |         |                 |             |                   |            |                             |                 |          |                           |             |  |
| Winston-Salem                               |                                   |                                     |              |                     |                         |                |                                 |           |             |                       |                   |                    |                |     |         |                 |             |                   |            |                             |                 |          |                           |             |  |
| Men   |                                   |                                     |              | 3                   | 36                      | 2              | 5                               | 10        |             | 0                     | 1                 | 16                 |                |     | 1       |                 | 2           | 2                 | 5          |                             | 15              |          | 12                        | 110         |  |
| Women                                       |                                   |                                     |              | 7                   | 52                      | 22             | 11                              | 52        |             | 1                     | 2                 | 101                |                |     | 4       |                 | 0           | 0                 | 8          |                             | 14              |          | 6                         | 280         |  |
| Total                                       |                                   |                                     |              | 10                  | 88                      | 24             | 16                              | 62        |             | 1                     | 3                 | 117                |                |     | 5       |                 | 2           | 2                 | 13         |                             | 29              |          | 18                        | 390         |  |
| UNC TOTAL                                   | 181                               | 152                                 | 37           | 364                 | 2,263                   | 292            | 300                             | 671       | 1,178       | 282                   | 50                | 246                | 33             |     | 509     |                 | 167         | 262               | 304        | 561                         | 1,549           |          | 73                        | 9,474       |  |
| Men   | 107                               | 67                                  | 94           | 561                 | 2,015                   | 642            | 134                             | 1,852     | 256         | 387                   | 139               | 1,141              | 457            |     | 989     |                 | 199         | 149               | 799        | 637                         | 1,152           |          | 72                        | 11,849      |  |
| Women                                       | 288                               | 219                                 | 131          | 925                 | 4,278                   | 934            | 434                             | 2,523     | 1,434       | 669                   | 189               | 1,387              | 490            |     | 1,498   |                 | 366         | 411               | 1,103      | 1,198                       | 2,701           |          | 145                       | 21,323      |  |
| Total                                       |                                   |                                     |              |                     |                         |                |                                 |           |             |                       |                   |                    |                |     |         |                 |             |                   |            |                             |                 |          |                           |             |  |
| <b>PRIVATE INSTITUTIONS</b>                 |                                   |                                     |              |                     |                         |                |                                 |           |             |                       |                   |                    |                |     |         |                 |             |                   |            |                             |                 |          |                           |             |  |
| Barber-Scotia                               |                                   |                                     |              | 2                   | 5                       |                |                                 |           |             |                       |                   |                    |                |     | 1       |                 | 3           |                   |            | 1                           | 4               |          |                           | 16          |  |
| Men   |                                   |                                     |              | 4                   | 12                      |                |                                 |           |             |                       |                   |                    |                |     | 0       |                 | 2           |                   |            | 0                           | 22              |          |                           | 40          |  |
| Women                                       |                                   |                                     |              | 6                   | 17                      |                |                                 |           |             |                       |                   |                    |                |     | 1       |                 | 5           |                   |            | 1                           | 26              |          |                           | 56          |  |
| Total                                       |                                   |                                     |              |                     |                         |                |                                 |           |             |                       |                   |                    |                |     |         |                 |             |                   |            |                             |                 |          |                           |             |  |
| Barton                                      |                                   |                                     | 1            | 5                   | 44                      | 5              |                                 | 15        |             | 6                     | 0                 | 1                  |                |     | 0       |                 | 4           | 0                 | 3          | 1                           | 7               |          | 0                         | 92          |  |
| Men   |                                   |                                     | 1            | 3                   | 35                      | 13             |                                 | 40        |             | 3                     | 2                 | 29                 |                |     | 6       |                 | 5           | 2                 | 8          | 20                          | 2               |          | 1                         | 170         |  |
| Women                                       |                                   |                                     | 2            | 8                   | 79                      | 18             |                                 | 55        |             | 9                     | 2                 | 30                 |                |     | 6       |                 | 9           | 2                 | 11         | 21                          | 9               |          | 1                         | 262         |  |
| Total                                       |                                   |                                     |              |                     |                         |                |                                 |           |             |                       |                   |                    |                |     |         |                 |             |                   |            |                             |                 |          |                           |             |  |
| Belmont Abbey                               |                                   |                                     |              | 1                   | 49                      |                | 3                               | 1         |             |                       |                   | 0                  |                |     | 4       |                 | 3           | 2                 | 1          | 4                           | 9               | 2        | 1                         | 80          |  |
| Men   |                                   |                                     |              | 5                   | 44                      |                | 1                               | 20        |             |                       |                   | 1                  |                |     | 5       |                 | 0           | 0                 | 2          | 3                           | 14              | 1        | 0                         | 96          |  |
| Women                                       |                                   |                                     |              | 6                   | 93                      |                | 4                               | 21        |             |                       |                   | 1                  |                |     | 9       |                 | 3           | 2                 | 3          | 7                           | 23              | 3        | 1                         | 176         |  |
| Total                                       |                                   |                                     |              |                     |                         |                |                                 |           |             |                       |                   |                    |                |     |         |                 |             |                   |            |                             |                 |          |                           |             |  |
| Bennett                                     |                                   |                                     |              | 0                   | 0                       |                | 0                               | 0         |             |                       |                   |                    | 0              |     | 0       |                 | 0           | 0                 | 0          | 0                           | 0               | 0        | 0                         | 0           |  |
| Men   |                                   |                                     |              | 9                   | 19                      |                | 1                               | 13        |             |                       |                   |                    | 2              |     | 4       |                 | 3           | 1                 | 7          | 3                           | 5               |          | 12                        | 79          |  |
| Women                                       |                                   |                                     |              | 9                   | 19                      |                | 1                               | 13        |             |                       |                   |                    | 2              |     | 4       |                 | 3           | 1                 | 7          | 3                           | 5               |          | 12                        | 79          |  |
| Total                                       |                                   |                                     |              |                     |                         |                |                                 |           |             |                       |                   |                    |                |     |         |                 |             |                   |            |                             |                 |          |                           |             |  |
| Campbell                                    |                                   |                                     |              | 6                   | 79                      | 14             |                                 | 11        |             | 3                     | 0                 | 4                  | 0              |     | 17      |                 | 6           | 2                 | 3          | 11                          | 46              |          |                           | 202         |  |
| Men   |                                   |                                     |              | 16                  | 72                      | 12             |                                 | 32        |             | 4                     | 1                 | 2                  | 5              |     | 12      |                 | 6           | 0                 | 9          | 20                          | 34              |          |                           | 225         |  |
| Women                                       |                                   |                                     |              | 22                  | 151                     | 26             |                                 | 43        |             | 7                     | 1                 | 6                  | 5              |     | 29      |                 | 12          | 2                 | 12         | 31                          | 80              |          |                           | 427         |  |
| Total                                       |                                   |                                     |              |                     |                         |                |                                 |           |             |                       |                   |                    |                |     |         |                 |             |                   |            |                             |                 |          |                           |             |  |
| Catawba                                     |                                   |                                     |              | 2                   | 31                      | 4              |                                 | 5         |             | 6                     | 0                 | 2                  |                |     | 1       |                 | 0           | 0                 | 2          | 5                           | 17              |          | 0                         | 79          |  |
| Men   |                                   |                                     |              | 1                   | 27                      | 7              |                                 | 15        |             | 12                    | 1                 | 1                  |                |     | 7       |                 | 2           | 1                 | 5          | 8                           | 2               |          | 2                         | 94          |  |
| Women                                       |                                   |                                     |              | 3                   | 58                      | 11             |                                 | 20        |             | 18                    | 1                 | 3                  |                |     | 8       |                 | 2           | 1                 | 7          | 13                          | 19              |          | 2                         | 173         |  |
| Total                                       |                                   |                                     |              |                     |                         |                |                                 |           |             |                       |                   |                    |                |     |         |                 |             |                   |            |                             |                 |          |                           |             |  |
| Davdson                                     |                                   |                                     |              | 14                  |                         |                |                                 |           |             | 6                     | 12                |                    |                |     | 25      |                 | 5           | 11                | 16         |                             | 90              |          | 7                         | 186         |  |
| Men   |                                   |                                     |              | 14                  |                         |                |                                 |           |             | 11                    | 22                |                    |                |     | 28      |                 | 5           | 3                 | 39         |                             | 49              |          | 4                         | 175         |  |
| Women                                       |                                   |                                     |              | 28                  |                         |                |                                 |           |             | 17                    | 34                |                    |                |     | 53      |                 | 10          | 14                | 55         |                             | 139             |          | 11                        | 361         |  |
| Total                                       |                                   |                                     |              |                     |                         |                |                                 |           |             |                       |                   |                    |                |     |         |                 |             |                   |            |                             |                 |          |                           |             |  |
| Duke  |                                   |                                     |              | 11                  | 70                      |                | 13                              |           | 152         | 15                    | 23                |                    |                |     | 103     |                 | 18          | 23                | 41         | 48                          | 329             |          | 0                         | 846         |  |
| Men   |                                   |                                     |              | 44                  | 74                      |                | 2                               |           | 42          | 28                    | 19                |                    |                |     | 88      |                 | 13          | 17                | 80         | 47                          | 168             |          | 5                         | 627         |  |
| Women                                       |                                   |                                     |              | 55                  | 144                     |                | 15                              |           | 194         | 43                    | 42                |                    |                |     | 191     |                 | 31          | 40                | 121        | 95                          | 497             |          | 5                         | 1,473       |  |
| Total                                       |                                   |                                     |              |                     |                         |                |                                 |           |             |                       |                   |                    |                |     |         |                 |             |                   |            |                             |                 |          |                           |             |  |
| Elon  |                                   |                                     |              | 3                   | 100                     | 50             | 9                               | 15        |             | 1                     | 0                 |                    |                |     | 7       |                 | 3           | 4                 | 17         | 17                          | 63              |          | 5                         | 294         |  |
| Men   |                                   |                                     |              | 9                   | 70                      | 41             | 5                               | 46        |             | 1                     | 6                 |                    |                |     | 23      |                 | 5           | 3                 | 42         | 33                          | 46              |          | 5                         | 335         |  |
| Women                                       |                                   |                                     |              | 12                  | 170                     | 91             | 14                              | 61        |             | 2                     | 6                 |                    |                |     | 30      |                 | 8           | 7                 | 59         | 50                          | 109             |          | 10                        | 629         |  |
| Total                                       |                                   |                                     |              |                     |                         |                |                                 |           |             |                       |                   |                    |                |     |         |                 |             |                   |            |                             |                 |          |                           |             |  |
| Gardner-Webb                                |                                   |                                     |              | 1                   | 66                      | 4              | 1                               | 10        |             | 2                     | 1                 | 3                  |                |     | 14      |                 | 3           | 1                 | 5          |                             | 33              |          | 0                         | 164         |  |
| Men   |                                   |                                     |              | 2                   | 110                     | 7              | 0                               | 24        |             | 7                     | 1                 | 25                 |                |     | 2       |                 | 6           | 2                 | 12         |                             | 43              |          | 2                         | 243         |  |
| Women                                       |                                   |                                     |              | 3                   | 196                     | 11             | 1                               | 34        |             | 9                     | 2                 | 28                 |                |     | 16      |                 | 9           | 3                 | 17         |                             | 76              |          | 2                         | 407         |  |
| Total                                       |                                   |                                     |              |                     |                         |                |                                 |           |             |                       |                   |                    |                |     |         |                 |             |                   |            |                             |                 |          |                           |             |  |
| Greensboro                                  |                                   |                                     |              | 4                   | 27                      |                |                                 | 2         |             | 1                     | 0                 |                    |                |     | 5       |                 | 5           |                   | 1          | 4                           | 5               |          | 2                         | 56          |  |
| Men   |                                   |                                     |              | 9                   | 44                      |                |                                 | 28        |             | 2                     | 2                 |                    |                |     | 3       |                 | 2           |                   | 9          | 1                           | 12              |          | 4                         | 116         |  |
| Women                                       |                                   |                                     |              | 13                  | 71                      |                |                                 | 30        |             | 3                     | 2                 |                    |                |     | 8       |                 | 7           |                   | 10         | 5                           | 17              |          | 6                         | 172         |  |
| Total                                       |                                   |                                     |              |                     |                         |                |                                 |           |             |                       |                   |                    |                |     |         |                 |             |                   |            |                             |                 |          |                           |             |  |
| Gulford                                     |                                   |                                     |              | 9                   | 46                      |                |                                 | 8         |             | 4                     | 2                 |                    |                |     | 21      |                 | 1           | 14                | 7          | 29                          | 44              |          | 0                         | 185         |  |
| Men   |                                   |                                     |              | 9                   | 37                      |                |                                 | 10        |             | 6                     | 7                 |                    |                |     | 17      |                 | 2           | 6                 | 23         | 26                          | 33              |          | 2                         | 178         |  |
| Women                                       |                                   |                                     |              | 18                  | 83                      |                |                                 | 18        |             | 10                    | 9                 |                    |                |     | 38      |                 | 3           | 20                | 30         | 55                          | 77              |          | 2                         | 363         |  |
| Total                                       |                                   |                                     |              |                     |                         |                |                                 |           |             |                       |                   |                    |                |     |         |                 |             |                   |            |                             |                 |          |                           |             |  |



Table 47. Number of Bachelor's Degrees Conferred by North Carolina Colleges and Universities by Institution, Sex, and Field of Study, 1991-92  
(Cont.)

| Institution and Sex                 | Agriculture and Natural Resources | Architecture and Environmental Des. | Area Studies | Biological Sciences | Business and Management | Communications | Computer & Information Sciences | Education | Engineering | Fine and Applied Arts | Foreign Languages | Health Professions | Home Economics | Law | Letters | Library Science | Mathematics | Physical Sciences | Psychology | Public Affairs and Services | Social Sciences | Theology | Interdisciplinary Studies | Grand Total |
|-------------------------------------|-----------------------------------|-------------------------------------|--------------|---------------------|-------------------------|----------------|---------------------------------|-----------|-------------|-----------------------|-------------------|--------------------|----------------|-----|---------|-----------------|-------------|-------------------|------------|-----------------------------|-----------------|----------|---------------------------|-------------|
| <b>PRIVATE INSTITUTIONS (Cont.)</b> |                                   |                                     |              |                     |                         |                |                                 |           |             |                       |                   |                    |                |     |         |                 |             |                   |            |                             |                 |          |                           |             |
| High Point                          |                                   |                                     |              |                     |                         |                |                                 |           |             |                       |                   |                    |                |     |         |                 |             |                   |            |                             |                 |          |                           |             |
| Men                                 |                                   |                                     |              | 6                   | 128                     |                | 27                              | 9         |             | 8                     | 2                 | 1                  |                |     | 21      |                 | 2           |                   | 1          | 10                          | 3               |          |                           | 241         |
| Women                               |                                   |                                     |              | 11                  | 147                     |                | 17                              | 14        |             | 5                     | 1                 | 0                  |                |     | 30      |                 | 2           |                   | 0          | 31                          | 4               |          |                           | 284         |
| Total                               |                                   |                                     |              | 17                  | 275                     |                | 44                              | 23        |             | 13                    | 3                 | 1                  |                |     | 51      |                 | 4           |                   | 1          | 41                          | 7               |          |                           | 525         |
| J.C. Smith                          |                                   |                                     |              |                     |                         |                |                                 |           |             |                       |                   |                    |                |     |         |                 |             |                   |            |                             |                 |          |                           |             |
| Men                                 |                                   |                                     |              | 1                   | 50                      | 16             | 5                               | 4         |             |                       |                   |                    |                |     | 4       |                 | 1           |                   | 1          | 5                           | 1               |          |                           | 102         |
| Women                               |                                   |                                     |              | 8                   | 78                      | 12             | 7                               | 12        |             |                       |                   |                    |                |     | 9       |                 | 3           |                   | 2          | 8                           | 8               |          |                           | 160         |
| Total                               |                                   |                                     |              | 9                   | 128                     | 28             | 12                              | 16        |             |                       |                   |                    |                |     | 13      |                 | 4           |                   | 3          | 13                          | 9               |          |                           | 262         |
| Lees-McRae                          |                                   |                                     |              |                     |                         |                |                                 |           |             |                       |                   |                    |                |     |         |                 |             |                   |            |                             |                 |          |                           |             |
| Men                                 |                                   |                                     |              | 1                   | 9                       | 0              |                                 | 1         |             | 2                     |                   |                    |                |     | 5       |                 |             |                   |            |                             |                 |          | 5                         | 24          |
| Women                               |                                   |                                     |              | 1                   | 5                       | 2              |                                 | 0         |             | 0                     |                   |                    |                |     | 2       |                 |             |                   |            |                             |                 |          | 3                         | 19          |
| Total                               |                                   |                                     |              | 2                   | 14                      | 2              |                                 | 1         |             | 2                     |                   |                    |                |     | 7       |                 |             |                   |            |                             |                 |          | 8                         | 43          |
| Lenoir-Rhyne                        |                                   |                                     |              |                     |                         |                |                                 |           |             |                       |                   |                    |                |     |         |                 |             |                   |            |                             |                 |          |                           |             |
| Men                                 |                                   |                                     |              | 6                   | 40                      | 8              | 6                               | 6         |             | 1                     | 0                 | 1                  |                |     | 4       |                 | 0           |                   | 1          | 11                          | 11              |          |                           | 119         |
| Women                               |                                   |                                     |              | 5                   | 46                      | 9              | 0                               | 59        |             | 2                     | 9                 | 14                 |                |     | 8       |                 | 3           |                   | 2          | 15                          | 4               |          |                           | 199         |
| Total                               |                                   |                                     |              | 11                  | 86                      | 17             | 6                               | 65        |             | 3                     | 9                 | 15                 |                |     | 12      |                 | 3           |                   | 3          | 26                          | 15              |          |                           | 318         |
| Livingstone                         |                                   |                                     |              |                     |                         |                |                                 |           |             |                       |                   |                    |                |     |         |                 |             |                   |            |                             |                 |          |                           |             |
| Men                                 |                                   |                                     |              | 1                   | 13                      |                | 1                               | 3         |             | 1                     |                   |                    |                |     | 0       |                 | 1           |                   | 1          | 2                           | 5               |          |                           | 31          |
| Women                               |                                   |                                     |              | 1                   | 7                       |                | 3                               | 4         |             | 1                     |                   |                    |                |     | 2       |                 | 1           |                   | 2          | 2                           | 2               |          |                           | 28          |
| Total                               |                                   |                                     |              | 2                   | 20                      |                | 4                               | 7         |             | 2                     |                   |                    |                |     | 2       |                 | 2           |                   | 3          | 7                           | 7               |          |                           | 59          |
| Mars Hill                           |                                   |                                     |              |                     |                         |                |                                 |           |             |                       |                   |                    |                |     |         |                 |             |                   |            |                             |                 |          |                           |             |
| Men                                 |                                   |                                     |              | 5                   | 31                      | 7              | 7                               | 18        |             | 2                     | 4                 | 1                  |                |     | 0       |                 | 3           |                   | 3          | 2                           | 14              |          |                           | 100         |
| Women                               |                                   |                                     |              | 1                   | 21                      | 4              | 2                               | 42        |             | 0                     | 11                | 7                  |                |     | 1       |                 | 3           |                   | 7          | 26                          | 7               |          |                           | 137         |
| Total                               |                                   |                                     |              | 6                   | 52                      | 11             | 3                               | 60        |             | 2                     | 15                | 8                  |                |     | 1       |                 | 6           |                   | 10         | 28                          | 21              |          |                           | 237         |
| Mercedith                           |                                   |                                     |              |                     |                         |                |                                 |           |             |                       |                   |                    |                |     |         |                 |             |                   |            |                             |                 |          |                           |             |
| Men                                 |                                   |                                     |              | 0                   | 0                       |                |                                 | 0         |             | 0                     | 0                 | 0                  |                |     | 0       |                 | 0           |                   | 0          | 0                           | 0               |          | 0                         | 0           |
| Women                               |                                   |                                     |              | 29                  | 131                     |                |                                 | 8         |             | 23                    | 14                | 1                  | 63             |     | 36      |                 | 9           |                   | 4          | 51                          | 16              |          |                           | 475         |
| Total                               |                                   |                                     |              | 29                  | 131                     |                |                                 | 8         |             | 23                    | 14                | 1                  | 63             |     | 36      |                 | 9           |                   | 4          | 51                          | 16              |          |                           | 475         |
| Methodist                           |                                   |                                     |              |                     |                         |                |                                 |           |             |                       |                   |                    |                |     |         |                 |             |                   |            |                             |                 |          |                           |             |
| Men                                 |                                   |                                     |              | 1                   | 59                      | 3              | 2                               | 9         |             | 3                     | 0                 | 0                  |                |     | 6       |                 | 1           |                   | 4          | 5                           | 2               |          |                           | 123         |
| Women                               |                                   |                                     |              | 4                   | 36                      | 9              | 1                               | 34        |             | 0                     | 4                 | 1                  |                |     | 5       |                 | 5           |                   | 1          | 6                           | 3               |          |                           | 130         |
| Total                               |                                   |                                     |              | 5                   | 95                      | 12             | 3                               | 43        |             | 3                     | 4                 | 1                  |                |     | 11      |                 | 6           |                   | 5          | 11                          | 5               |          |                           | 253         |
| Montreat-Anderson                   |                                   |                                     |              |                     |                         |                |                                 |           |             |                       |                   |                    |                |     |         |                 |             |                   |            |                             |                 |          |                           |             |
| Men                                 |                                   |                                     |              |                     | 6                       |                |                                 |           |             |                       |                   |                    |                |     |         |                 |             |                   |            |                             | 1               | 5        |                           | 23          |
| Women                               |                                   |                                     |              |                     | 7                       |                |                                 |           |             |                       |                   |                    |                |     |         |                 |             |                   |            |                             | 2               | 8        |                           | 22          |
| Total                               |                                   |                                     |              |                     | 13                      |                |                                 |           |             |                       |                   |                    |                |     |         |                 |             |                   |            |                             | 3               | 13       |                           | 45          |
| Mount Olive                         |                                   |                                     |              |                     |                         |                |                                 |           |             |                       |                   |                    |                |     |         |                 |             |                   |            |                             |                 |          |                           |             |
| Men                                 |                                   |                                     |              | 4                   | 36                      |                | 0                               |           |             | 2                     |                   |                    |                |     | 3       |                 |             |                   | 9          | 14                          | 2               |          |                           | 70          |
| Women                               |                                   |                                     |              | 2                   | 42                      |                | 2                               |           |             | 1                     |                   |                    |                |     | 1       |                 |             |                   | 12         | 4                           | 1               |          |                           | 65          |
| Total                               |                                   |                                     |              | 6                   | 78                      |                | 2                               |           |             | 3                     |                   |                    |                |     | 4       |                 |             |                   | 21         | 18                          | 3               |          |                           | 135         |
| N.C. Wesleyan                       |                                   |                                     |              |                     |                         |                |                                 |           |             |                       |                   |                    |                |     |         |                 |             |                   |            |                             |                 |          |                           |             |
| Men                                 |                                   |                                     |              | 1                   | 56                      |                | 25                              | 5         |             | 0                     | 0                 |                    |                |     | 3       |                 | 1           |                   | 0          | 3                           | 10              |          |                           | 110         |
| Women                               |                                   |                                     |              | 0                   | 53                      |                | 18                              | 6         |             | 1                     | 1                 |                    |                |     | 0       |                 | 2           |                   | 1          | 11                          | 13              |          |                           | 109         |
| Total                               |                                   |                                     |              | 1                   | 109                     |                | 43                              | 11        |             | 1                     | 1                 |                    |                |     | 3       |                 | 2           |                   | 1          | 14                          | 23              |          |                           | 219         |
| Pfeiffer                            |                                   |                                     |              |                     |                         |                |                                 |           |             |                       |                   |                    |                |     |         |                 |             |                   |            |                             |                 |          |                           |             |
| Men                                 |                                   |                                     |              | 0                   | 19                      |                | 0                               | 2         |             | 3                     |                   |                    |                |     | 4       |                 | 3           |                   | 1          | 20                          | 5               |          |                           | 57          |
| Women                               |                                   |                                     |              | 2                   | 16                      |                | 2                               | 20        |             | 3                     |                   |                    |                |     | 8       |                 | 2           |                   | 0          | 14                          | 1               |          |                           | 68          |
| Total                               |                                   |                                     |              | 2                   | 35                      |                | 2                               | 22        |             | 6                     |                   |                    |                |     | 12      |                 | 5           |                   | 1          | 34                          | 6               |          |                           | 125         |
| Queens                              |                                   |                                     |              |                     |                         |                |                                 |           |             |                       |                   |                    |                |     |         |                 |             |                   |            |                             |                 |          |                           |             |
| Men                                 |                                   |                                     |              | 0                   | 18                      | 3              | 3                               | 0         |             | 3                     | 0                 | 5                  |                |     | 1       |                 | 0           |                   | 1          |                             |                 |          |                           | 39          |
| Women                               |                                   |                                     |              | 2                   | 38                      | 27             | 2                               | 6         |             | 14                    | 4                 | 23                 |                |     | 11      |                 | 5           |                   | 11         |                             | 11              |          |                           | 159         |
| Total                               |                                   |                                     |              | 2                   | 56                      | 30             | 5                               | 6         |             | 17                    | 4                 | 28                 |                |     | 12      |                 | 5           |                   | 12         |                             | 16              |          |                           | 198         |
| St. Andrews                         |                                   |                                     |              |                     |                         |                |                                 |           |             |                       |                   |                    |                |     |         |                 |             |                   |            |                             |                 |          |                           |             |
| Men                                 |                                   |                                     |              | 9                   | 23                      | 7              |                                 | 2         |             | 3                     | 1                 | 1                  |                |     | 17      |                 | 4           |                   | 2          | 4                           |                 |          |                           | 65          |
| Women                               |                                   |                                     |              | 5                   | 19                      | 1              |                                 | 5         |             | 3                     | 1                 | 0                  |                |     | 15      |                 | 0           |                   | 7          |                             | 13              |          |                           | 60          |
| Total                               |                                   |                                     |              | 14                  | 42                      | 8              |                                 | 7         |             | 6                     | 2                 | 1                  |                |     | 32      |                 | 4           |                   | 9          |                             | 24              |          |                           | 165         |



Table 47. Number of Bachelor's Degrees Conferred by North Carolina Colleges and Universities by Institution, Sex, and Field of Study, 1991-92  
(Cont.)

| Institution and Sex                 | Agriculture and Natural Resources | Architecture and Environmental Des. | Area Studies | Biological Sciences | Business and Management | Communications | Computer & Information Sciences | Education | Engineering | Fine and Applied Arts | Foreign Languages | Health Professions | Home Economics | Law | Letters | Library Science | Mathematics | Physical Sciences | Psychology | Public Affairs and Services | Social Sciences | Theology | Interdisciplinary Studies | Grand Total |     |
|-------------------------------------|-----------------------------------|-------------------------------------|--------------|---------------------|-------------------------|----------------|---------------------------------|-----------|-------------|-----------------------|-------------------|--------------------|----------------|-----|---------|-----------------|-------------|-------------------|------------|-----------------------------|-----------------|----------|---------------------------|-------------|-----|
| <b>PRIVATE INSTITUTIONS (Cont.)</b> |                                   |                                     |              |                     |                         |                |                                 |           |             |                       |                   |                    |                |     |         |                 |             |                   |            |                             |                 |          |                           |             |     |
| St. Augustine's                     |                                   |                                     |              |                     |                         |                |                                 |           |             |                       |                   |                    |                |     |         |                 |             |                   |            |                             |                 |          |                           |             |     |
| Men                                 |                                   |                                     |              |                     | 24                      | 7              | 6                               | 7         |             | 1                     |                   | 0                  |                |     | 1       |                 | 5           | 0                 | 0          |                             | 27              |          |                           |             | 78  |
| Women                               |                                   |                                     |              |                     | 33                      | 9              | 7                               | 9         |             | 0                     |                   | 1                  |                |     | 2       |                 | 1           | 6                 | 4          |                             | 32              |          |                           |             | 108 |
| Total                               |                                   |                                     |              |                     | 57                      | 16             | 13                              | 16        |             | 1                     |                   | 1                  |                |     | 3       |                 | 6           | 6                 | 4          |                             | 59              |          |                           |             | 186 |
| Salem                               |                                   |                                     |              |                     |                         |                |                                 |           |             |                       |                   |                    |                |     |         |                 |             |                   |            |                             |                 |          |                           |             |     |
| Men                                 |                                   |                                     | 0            | 0                   | 0                       |                |                                 |           |             | 0                     | 0                 |                    |                |     | 0       |                 | 0           | 0                 | 0          |                             | 0               |          |                           |             | 0   |
| Women                               |                                   |                                     | 2            | 8                   | 19                      | 9              |                                 |           |             | 23                    | 6                 |                    |                |     | 19      |                 | 3           | 4                 | 17         |                             | 29              |          |                           |             | 139 |
| Total                               |                                   |                                     | 2            | 8                   | 19                      | 9              |                                 |           |             | 23                    | 6                 |                    |                |     | 19      |                 | 3           | 4                 | 17         |                             | 29              |          |                           |             | 139 |
| Shaw                                |                                   |                                     |              |                     |                         |                |                                 |           |             |                       |                   |                    |                |     |         |                 |             |                   |            |                             |                 |          |                           |             |     |
| Men                                 |                                   |                                     |              | 1                   | 48                      | 8              | 6                               | 6         |             | 1                     |                   | 0                  |                |     | 8       |                 | 1           | 2                 |            | 22                          | 12              |          | 5                         |             | 120 |
| Women                               |                                   |                                     |              | 3                   | 67                      | 6              | 4                               | 8         |             | 5                     |                   | 4                  |                |     | 1       |                 | 0           | 0                 |            | 39                          | 28              |          | 3                         |             | 168 |
| Total                               |                                   |                                     |              | 4                   | 115                     | 14             | 10                              | 14        |             | 6                     |                   | 4                  |                |     | 9       |                 | 1           | 2                 |            | 61                          | 40              |          | 8                         |             | 288 |
| Wake Forest                         |                                   |                                     |              |                     |                         |                |                                 |           |             |                       |                   |                    |                |     |         |                 |             |                   |            |                             |                 |          |                           |             |     |
| Men                                 |                                   |                                     |              | 45                  | 77                      | 5              | 6                               | 2         | 0           | 8                     | 4                 |                    |                |     | 74      |                 | 11          | 24                | 13         | 7                           | 153             |          |                           |             | 429 |
| Women                               |                                   |                                     |              | 28                  | 51                      | 7              | 0                               | 14        | 1           | 13                    | 13                |                    |                |     | 104     |                 | 13          | 5                 | 44         | 19                          | 78              |          |                           |             | 390 |
| Total                               |                                   |                                     |              | 73                  | 128                     | 12             | 6                               | 16        | 1           | 21                    | 17                |                    |                |     | 178     |                 | 24          | 29                | 57         | 26                          | 231             |          |                           |             | 819 |
| Warren Wilson                       |                                   |                                     |              |                     |                         |                |                                 |           |             |                       |                   |                    |                |     |         |                 |             |                   |            |                             |                 |          |                           |             |     |
| Men                                 | 7                                 |                                     |              | 3                   |                         |                |                                 | 1         |             | 3                     |                   |                    |                |     | 6       |                 |             | 3                 | 2          | 4                           | 18              |          |                           | 9           | 56  |
| Women                               | 8                                 |                                     |              |                     |                         |                |                                 | 8         |             | 3                     |                   |                    |                |     | 4       |                 |             | 0                 | 2          | 4                           | 15              |          |                           | 7           | 55  |
| Total                               | 15                                |                                     |              | 7                   |                         |                |                                 | 9         |             | 6                     |                   |                    |                |     | 10      |                 |             | 3                 | 4          | 8                           | 33              |          |                           | 16          | 111 |
| Wingate                             |                                   |                                     |              |                     |                         |                |                                 |           |             |                       |                   |                    |                |     |         |                 |             |                   |            |                             |                 |          |                           |             |     |
| Men                                 |                                   |                                     |              | 2                   | 41                      | 19             |                                 | 6         |             | 0                     |                   | 1                  |                |     | 3       |                 | 1           | 0                 | 4          | 16                          | 8               | 9        | 1                         |             | 111 |
| Women                               |                                   |                                     |              | 2                   | 19                      | 21             |                                 | 22        |             | 2                     |                   | 22                 |                |     | 4       |                 | 1           | 1                 | 13         | 17                          | 7               | 1        | 0                         |             | 132 |
| Total                               |                                   |                                     |              | 4                   | 60                      | 40             |                                 | 28        |             | 2                     |                   | 23                 |                |     | 7       |                 | 2           | 1                 | 17         | 33                          | 15              | 10       | 1                         |             | 243 |
| East Coast                          |                                   |                                     |              |                     |                         |                |                                 |           |             |                       |                   |                    |                |     |         |                 |             |                   |            |                             |                 |          |                           |             |     |
| Men                                 |                                   |                                     |              |                     |                         |                |                                 | 1         |             | 2                     |                   |                    |                |     |         |                 |             |                   |            |                             |                 |          |                           |             | 15  |
| Women                               |                                   |                                     |              |                     |                         |                |                                 | 2         |             | 3                     |                   |                    |                |     |         |                 |             |                   |            |                             |                 |          |                           |             | 12  |
| Total                               |                                   |                                     |              |                     |                         |                |                                 | 3         |             | 5                     |                   |                    |                |     |         |                 |             |                   |            |                             |                 |          |                           |             | 27  |
| Heritage                            |                                   |                                     |              |                     |                         |                |                                 |           |             |                       |                   |                    |                |     |         |                 |             |                   |            |                             |                 |          |                           |             |     |
| Men                                 |                                   |                                     |              |                     |                         |                |                                 |           |             |                       |                   |                    |                |     |         |                 |             |                   |            |                             |                 |          |                           |             | 4   |
| Women                               |                                   |                                     |              |                     |                         |                |                                 |           |             |                       |                   |                    |                |     |         |                 |             |                   |            |                             |                 |          |                           |             | 1   |
| Total                               |                                   |                                     |              |                     |                         |                |                                 |           |             |                       |                   |                    |                |     |         |                 |             |                   |            |                             |                 |          |                           |             | 5   |
| John Wesley                         |                                   |                                     |              |                     |                         |                |                                 |           |             |                       |                   |                    |                |     |         |                 |             |                   |            |                             |                 |          |                           |             |     |
| Men                                 |                                   |                                     |              |                     |                         |                |                                 |           |             |                       |                   |                    |                |     |         |                 |             |                   |            |                             |                 |          |                           |             | 3   |
| Women                               |                                   |                                     |              |                     |                         |                |                                 |           |             |                       |                   |                    |                |     |         |                 |             |                   |            |                             |                 |          |                           |             | 2   |
| Total                               |                                   |                                     |              |                     |                         |                |                                 |           |             |                       |                   |                    |                |     |         |                 |             |                   |            |                             |                 |          |                           |             | 5   |
| Piedmont                            |                                   |                                     |              |                     |                         |                |                                 |           |             |                       |                   |                    |                |     |         |                 |             |                   |            |                             |                 |          |                           |             |     |
| Men                                 |                                   |                                     |              |                     |                         |                |                                 | 2         |             |                       |                   |                    |                |     |         |                 |             |                   |            |                             |                 |          |                           |             | 29  |
| Women                               |                                   |                                     |              |                     |                         |                |                                 | 10        |             |                       |                   |                    |                |     |         |                 |             |                   |            |                             |                 |          |                           |             | 17  |
| Total                               |                                   |                                     |              |                     |                         |                |                                 | 12        |             |                       |                   |                    |                |     |         |                 |             |                   |            |                             |                 |          |                           |             | 46  |
| Roanoke                             |                                   |                                     |              |                     |                         |                |                                 |           |             |                       |                   |                    |                |     |         |                 |             |                   |            |                             |                 |          |                           |             |     |
| Men                                 |                                   |                                     |              |                     |                         |                |                                 |           |             |                       |                   |                    |                |     |         |                 |             |                   |            |                             |                 |          |                           |             | 7   |
| Women                               |                                   |                                     |              |                     |                         |                |                                 |           |             |                       |                   |                    |                |     |         |                 |             |                   |            |                             |                 |          |                           |             | 5   |
| Total                               |                                   |                                     |              |                     |                         |                |                                 |           |             |                       |                   |                    |                |     |         |                 |             |                   |            |                             |                 |          |                           |             | 12  |
| Winston-Salem                       |                                   |                                     |              |                     |                         |                |                                 |           |             |                       |                   |                    |                |     |         |                 |             |                   |            |                             |                 |          |                           |             |     |
| Men                                 |                                   |                                     |              |                     |                         |                |                                 |           |             |                       |                   |                    |                |     |         |                 |             |                   |            |                             |                 |          |                           |             | 2   |
| Women                               |                                   |                                     |              |                     |                         |                |                                 |           |             |                       |                   |                    |                |     |         |                 |             |                   |            |                             |                 |          |                           |             | 0   |
| Total                               |                                   |                                     |              |                     |                         |                |                                 |           |             |                       |                   |                    |                |     |         |                 |             |                   |            |                             |                 |          |                           |             | 2   |
| <b>PRIVATE TOTAL</b>                |                                   |                                     |              |                     |                         |                |                                 |           |             |                       |                   |                    |                |     |         |                 |             |                   |            |                             |                 |          |                           |             |     |
| Men                                 | 8                                 | 0                                   | 12           | 203                 | 1,145                   | 160            | 117                             | 151       | 157         | 86                    | 48                | 20                 | 0              | 1   | 364     |                 | 85          | 95                | 168        | 238                         | 1,003           | 69       | 48                        | 4,173       |     |
| Women                               | 8                                 | 23                                  | 49           | 274                 | 1,305                   | 200            | 76                              | 511       | 43          | 191                   | 115               | 131                | 70             | 3   | 464     |                 | 103         | 63                | 477        | 396                         | 796             | 27       | 77                        | 5,342       |     |
| Total                               | 16                                | 23                                  | 61           | 477                 | 2,450                   | 360            | 193                             | 662       | 200         | 277                   | 163               | 151                | 70             | 4   | 828     |                 | 188         | 158               | 645        | 574                         | 1,799           | 96       | 125                       | 9,520       |     |
| <b>GRAND TOTAL</b>                  |                                   |                                     |              |                     |                         |                |                                 |           |             |                       |                   |                    |                |     |         |                 |             |                   |            |                             |                 |          |                           |             |     |
| Men                                 | 189                               | 152                                 | 49           | 567                 | 3,408                   | 452            | 417                             | 822       | 1,335       | 368                   | 98                | 266                | 33             | 1   | 873     |                 | 252         | 357               | 472        | 799                         | 2,552           | 69       | 121                       | 13,652      |     |
| Women                               | 115                               | 90                                  | 143          | 835                 | 3,320                   | 842            | 210                             | 2,363     | 299         | 578                   | 254               | 1,272              | 527            | 3   | 1,453   |                 | 302         | 212               | 1,276      | 973                         | 1,948           | 27       | 149                       | 17,191      |     |
| Total                               | 304                               | 242                                 | 192          | 1,402               | 6,728                   | 1,294          | 627                             | 3,185     | 1,634       | 946                   | 352               | 1,538              | 560            | 4   | 2,326   |                 | 554         | 569               | 1,748      | 1,772                       | 4,500           | 96       | 270                       | 30,843      |     |

\*Includes 90 degrees conferred in Textile Technology.

**Table 48. First Professional Degrees Conferred by North Carolina Universities by Institution, Sex, and Field of Study, 1991-92**

| <b>Institution and Sex</b>          | <b>Dentistry</b> | <b>Medicine</b> | <b>Pharmacy</b> | <b>Veterinary Medicine</b> | <b>Law</b> | <b>Theology</b> | <b>Grand Total</b> |
|-------------------------------------|------------------|-----------------|-----------------|----------------------------|------------|-----------------|--------------------|
| <b>UNIVERSITY OF NORTH CAROLINA</b> |                  |                 |                 |                            |            |                 |                    |
| East Carolina                       |                  |                 |                 |                            |            |                 |                    |
| Men                                 | -                | 45              | -               | -                          | -          | -               | 45                 |
| Women                               | -                | 25              | -               | -                          | -          | -               | 25                 |
| Total                               | -                | 70              | -               | -                          | -          | -               | 70                 |
| N.C. Central                        |                  |                 |                 |                            |            |                 |                    |
| Men                                 | -                | -               | -               | -                          | 52         | -               | 52                 |
| Women                               | -                | -               | -               | -                          | 45         | -               | 45                 |
| Total                               | -                | -               | -               | -                          | 97         | -               | 97                 |
| N.C. State                          |                  |                 |                 |                            |            |                 |                    |
| Men                                 | -                | -               | -               | 30                         | -          | -               | 30                 |
| Women                               | -                | -               | -               | 32                         | -          | -               | 32                 |
| Total                               | -                | -               | -               | 62                         | -          | -               | 62                 |
| UNC-Chapel Hill                     |                  |                 |                 |                            |            |                 |                    |
| Men                                 | 44               | 93              | 5               | -                          | 134        | -               | 276                |
| Women                               | 16               | 63              | 9               | -                          | 103        | -               | 191                |
| Total                               | 60               | 156             | 14              | -                          | 237        | -               | 467                |
| <b>UNC TOTAL</b>                    |                  |                 |                 |                            |            |                 |                    |
| Men                                 | 44               | 138             | 5               | 30                         | 186        | -               | 403                |
| Women                               | 16               | 88              | 9               | 32                         | 148        | -               | 293                |
| Total                               | 60               | 226             | 14              | 62                         | 334        | -               | 696                |
| <b>PRIVATE INSTITUTIONS</b>         |                  |                 |                 |                            |            |                 |                    |
| Campbell                            |                  |                 |                 |                            |            |                 |                    |
| Men                                 | -                | -               | 22              | -                          | 61         | -               | 83                 |
| Women                               | -                | -               | 40              | -                          | 43         | -               | 83                 |
| Total                               | -                | -               | 62              | -                          | 104        | -               | 166                |
| Duke                                |                  |                 |                 |                            |            |                 |                    |
| Men                                 | -                | 63              | -               | -                          | 137        | 62              | 262                |
| Women                               | -                | 20              | -               | -                          | 88         | 36              | 144                |
| Total                               | -                | 83              | -               | -                          | 225        | 98              | 406                |
| Livingstone                         |                  |                 |                 |                            |            |                 |                    |
| Men                                 | -                | -               | -               | -                          | -          | 4               | 4                  |
| Women                               | -                | -               | -               | -                          | -          | 1               | 1                  |
| Total                               | -                | -               | -               | -                          | -          | 5               | 5                  |
| Wake Forest                         |                  |                 |                 |                            |            |                 |                    |
| Men                                 | -                | 70              | -               | -                          | 77         | -               | 147                |
| Women                               | -                | 29              | -               | -                          | 70         | -               | 99                 |
| Total                               | -                | 99              | -               | -                          | 147        | -               | 246                |
| Southeastern Seminary               |                  |                 |                 |                            |            |                 |                    |
| Men                                 | -                | -               | -               | -                          | -          | 109             | 109                |
| Women                               | -                | -               | -               | -                          | -          | 13              | 13                 |
| Total                               | -                | -               | -               | -                          | -          | 122             | 122                |
| <b>PRIVATE TOTAL</b>                |                  |                 |                 |                            |            |                 |                    |
| Men                                 | -                | 133             | 22              | -                          | 275        | 175             | 605                |
| Women                               | -                | 49              | 40              | -                          | 201        | 50              | 340                |
| Total                               | -                | 182             | 62              | -                          | 476        | 225             | 945                |
| <b>GRAND TOTAL</b>                  |                  |                 |                 |                            |            |                 |                    |
| Men                                 | 44               | 271             | 27              | 30                         | 461        | 175             | 1,008              |
| Women                               | 16               | 137             | 49              | 32                         | 349        | 50              | 633                |
| Total                               | 60               | 408             | 76              | 62                         | 810        | 225             | 1,641              |

Table 49. Number of Master's Degrees Conferred by North Carolina Colleges and Universities by Institution, Sex, and Field of Study, 1991-92

| Institution and Sex                 | Agriculture and Natural Resources | Architecture and Environmental Des. | Area Studies | Biological Sciences | Business and Management | Communications | Computer & Information Sciences | Education | Engineering | Fine and Applied Arts | Foreign Languages | Health Professions | Home Economics | Law | Letters | Library Science | Mathematics | Physical Sciences | Psychology | Public Affairs and Services | Social Sciences | Theology | Interdisciplinary Studies | Grand Total |       |
|-------------------------------------|-----------------------------------|-------------------------------------|--------------|---------------------|-------------------------|----------------|---------------------------------|-----------|-------------|-----------------------|-------------------|--------------------|----------------|-----|---------|-----------------|-------------|-------------------|------------|-----------------------------|-----------------|----------|---------------------------|-------------|-------|
| <b>UNIVERSITY OF NORTH CAROLINA</b> |                                   |                                     |              |                     |                         |                |                                 |           |             |                       |                   |                    |                |     |         |                 |             |                   |            |                             |                 |          |                           |             |       |
| Appalachian                         |                                   |                                     |              |                     |                         |                |                                 |           |             |                       |                   |                    |                |     |         |                 |             |                   |            |                             |                 |          |                           |             |       |
| Men                                 |                                   |                                     |              |                     |                         |                |                                 | 66        |             | 1                     | 0                 | 1                  | 0              |     | 8       | 0               | 0           | 2                 | 14         | 4                           | 24              |          |                           | 158         |       |
| Women                               |                                   |                                     |              |                     |                         |                |                                 | 147       |             | 4                     | 1                 | 15                 | 1              |     | 8       | 13              | 8           | 3                 | 16         | 4                           | 9               |          |                           | 256         |       |
| Total                               |                                   |                                     |              |                     |                         |                |                                 | 213       |             | 5                     | 1                 | 16                 | 1              |     | 16      | 13              | 8           | 5                 | 30         | 8                           | 33              |          |                           | 414         |       |
| East Carolina                       |                                   |                                     |              |                     |                         |                |                                 |           |             |                       |                   |                    |                |     |         |                 |             |                   |            |                             |                 |          |                           |             |       |
| Men                                 |                                   |                                     |              |                     |                         |                |                                 | 61        |             | 6                     |                   | 11                 | 2              |     | 6       | 4               | 0           | 5                 | 6          | 12                          | 12              |          |                           | 182         |       |
| Women                               |                                   |                                     |              |                     |                         |                |                                 | 238       |             | 9                     |                   | 51                 | 11             |     | 17      | 14              | 5           | 5                 | 18         | 54                          | 8               |          |                           | 452         |       |
| Total                               |                                   |                                     |              |                     |                         |                |                                 | 299       |             | 15                    |                   | 62                 | 13             |     | 23      | 18              | 5           | 10                | 24         | 66                          | 20              |          |                           | 634         |       |
| Fayetteville                        |                                   |                                     |              |                     |                         |                |                                 |           |             |                       |                   |                    |                |     |         |                 |             |                   |            |                             |                 |          |                           |             |       |
| Men                                 |                                   |                                     |              |                     |                         |                |                                 | 24        |             |                       |                   |                    |                |     |         |                 |             |                   |            |                             | 1               |          |                           | 32          |       |
| Women                               |                                   |                                     |              |                     |                         |                |                                 | 68        |             |                       |                   |                    |                |     |         |                 |             |                   |            |                             |                 | 0        |                           |             | 73    |
| Total                               |                                   |                                     |              |                     |                         |                |                                 | 92        |             |                       |                   |                    |                |     |         |                 |             |                   |            |                             | 1               |          |                           | 105         |       |
| N.C. A and T                        |                                   |                                     |              |                     |                         |                |                                 |           |             |                       |                   |                    |                |     |         |                 |             |                   |            |                             |                 |          |                           |             |       |
| Men                                 | 13                                |                                     |              |                     |                         |                |                                 | 44        | 27          |                       |                   |                    | 1              |     | 3       |                 | 2           | 2                 |            |                             | 3               |          |                           | 95          |       |
| Women                               | 6                                 |                                     |              |                     |                         |                |                                 | 84        | 9           |                       |                   |                    |                |     | 5       |                 | 1           | 0                 |            |                             | 1               |          |                           | 112         |       |
| Total                               | 19                                |                                     |              |                     |                         |                |                                 | 128       | 36          |                       |                   |                    |                |     | 8       |                 | 3           | 2                 |            |                             | 4               |          |                           | 207         |       |
| N.C. Central                        |                                   |                                     |              |                     |                         |                |                                 |           |             |                       |                   |                    |                |     |         |                 |             |                   |            |                             |                 |          |                           |             |       |
| Men                                 |                                   |                                     |              |                     |                         |                |                                 | 19        |             |                       |                   |                    | 0              |     | 1       | 8               | 1           |                   | 1          | 12                          | 3               |          |                           | 50          |       |
| Women                               |                                   |                                     |              |                     |                         |                |                                 | 45        |             |                       |                   | 7                  |                |     | 1       | 33              | 0           |                   | 4          | 15                          | 3               |          |                           | 115         |       |
| Total                               |                                   |                                     |              |                     |                         |                |                                 | 64        |             |                       |                   | 7                  |                |     | 2       | 41              | 1           |                   | 5          | 27                          | 6               |          |                           | 165         |       |
| N.C. School of Arts                 |                                   |                                     |              |                     |                         |                |                                 |           |             |                       |                   |                    |                |     |         |                 |             |                   |            |                             |                 |          |                           |             |       |
| Men                                 |                                   |                                     |              |                     |                         |                |                                 |           |             |                       |                   |                    |                |     |         |                 |             |                   |            |                             |                 |          |                           |             | 6     |
| Women                               |                                   |                                     |              |                     |                         |                |                                 |           |             |                       |                   |                    |                |     |         |                 |             |                   |            |                             |                 |          |                           |             | 4     |
| Total                               |                                   |                                     |              |                     |                         |                |                                 |           |             |                       |                   |                    |                |     |         |                 |             |                   |            |                             |                 |          |                           |             | 10    |
| N.C. State                          |                                   |                                     |              |                     |                         |                |                                 |           |             |                       |                   |                    |                |     |         |                 |             |                   |            |                             |                 |          |                           |             |       |
| Men                                 | 43                                | 33                                  |              |                     |                         |                | 26                              | 25        | 221         |                       |                   | 2                  |                |     | 10      |                 | 24          | 15                | 0          | 24                          | 21              |          |                           | 19          | 493   |
| Women                               | 23                                | 29                                  |              |                     |                         |                | 5                               | 77        | 50          |                       |                   | 2                  |                |     | 10      |                 | 16          | 3                 | 8          | 20                          | 18              |          |                           | 8           | 300   |
| Total                               | 66                                | 62                                  |              |                     |                         |                | 31                              | 102       | 271*        |                       |                   | 4                  |                |     | 20      |                 | 40          | 18                | 8          | 44                          | 39              |          |                           | 27          | 793   |
| Pembroke                            |                                   |                                     |              |                     |                         |                |                                 |           |             |                       |                   |                    |                |     |         |                 |             |                   |            |                             |                 |          |                           |             |       |
| Men                                 |                                   |                                     |              |                     |                         |                |                                 | 12        |             |                       |                   |                    |                |     | 1       |                 |             |                   |            |                             |                 |          |                           |             | 2     |
| Women                               |                                   |                                     |              |                     |                         |                |                                 | 60        |             |                       |                   |                    |                |     | 6       |                 |             |                   |            |                             |                 |          |                           |             | 2     |
| Total                               |                                   |                                     |              |                     |                         |                |                                 | 72        |             |                       |                   |                    |                |     | 7       |                 |             |                   |            |                             |                 |          |                           |             | 4     |
| UNC-Asheville                       |                                   |                                     |              |                     |                         |                |                                 |           |             |                       |                   |                    |                |     |         |                 |             |                   |            |                             |                 |          |                           |             |       |
| Men                                 |                                   |                                     |              |                     |                         |                |                                 |           |             |                       |                   |                    |                |     |         |                 |             |                   |            |                             |                 |          |                           |             | 1     |
| Women                               |                                   |                                     |              |                     |                         |                |                                 |           |             |                       |                   |                    |                |     |         |                 |             |                   |            |                             |                 |          |                           |             | 1     |
| Total                               |                                   |                                     |              |                     |                         |                |                                 |           |             |                       |                   |                    |                |     |         |                 |             |                   |            |                             |                 |          |                           |             | 2     |
| UNC-Chapel Hill                     |                                   |                                     |              |                     |                         |                |                                 |           |             |                       |                   |                    |                |     |         |                 |             |                   |            |                             |                 |          |                           |             |       |
| Men                                 |                                   | 27                                  |              |                     |                         |                | 17                              | 16        |             | 6                     | 12                | 116                |                |     | 31      | 14              | 12          | 10                | 6          | 25                          | 37              |          |                           | 4           | 595   |
| Women                               |                                   | 23                                  |              |                     |                         |                | 5                               | 77        | 50          | 16                    | 22                | 278                |                |     | 69      | 39              | 11          | 4                 | 12         | 120                         | 31              |          |                           | 1           | 884   |
| Total                               |                                   | 50                                  |              |                     |                         |                | 22                              | 67        | 106         | 22                    | 34                | 394                |                |     | 100     | 53              | 23          | 14                | 18         | 145                         | 68              |          |                           | 5           | 1,479 |
| UNC-Charlotte                       |                                   |                                     |              |                     |                         |                |                                 |           |             |                       |                   |                    |                |     |         |                 |             |                   |            |                             |                 |          |                           |             |       |
| Men                                 |                                   |                                     |              |                     |                         |                |                                 | 37        | 25          |                       |                   | 3                  |                |     | 10      |                 | 5           | 0                 | 4          | 9                           | 10              |          |                           |             | 189   |
| Women                               |                                   |                                     |              |                     |                         |                |                                 | 212       | 4           |                       |                   | 27                 |                |     | 17      |                 | 7           | 1                 | 11         | 5                           | 9               |          |                           |             | 327   |
| Total                               |                                   |                                     |              |                     |                         |                |                                 | 249       | 29          |                       |                   | 30                 |                |     | 27      |                 | 12          | 1                 | 15         | 14                          | 19              |          |                           |             | 510   |
| UNC-Greensboro                      |                                   |                                     |              |                     |                         |                |                                 |           |             |                       |                   |                    |                |     |         |                 |             |                   |            |                             |                 |          |                           |             |       |
| Men                                 |                                   |                                     |              |                     |                         |                |                                 | 19        |             | 19                    | 0                 | 11                 | 4              |     | 18      | 5               | 2           | 8                 | 4          |                             | 31              |          |                           |             | 1     |
| Women                               |                                   |                                     |              |                     |                         |                |                                 | 105       |             | 25                    | 5                 | 57                 | 24             |     | 29      | 49              | 3           | 3                 | 10         |                             | 11              |          |                           |             | 2     |
| Total                               |                                   |                                     |              |                     |                         |                |                                 | 124       |             | 44                    | 5                 | 68                 | 28             |     | 47      | 54              | 5           | 11                | 14         |                             | 42              |          |                           |             | 3     |
| UNC-Wilmington                      |                                   |                                     |              |                     |                         |                |                                 |           |             |                       |                   |                    |                |     |         |                 |             |                   |            |                             |                 |          |                           |             |       |
| Men                                 |                                   |                                     |              |                     |                         |                |                                 | 2         |             |                       |                   |                    |                |     | 2       |                 | 1           | 1                 |            |                             | 1               |          |                           |             | 27    |
| Women                               |                                   |                                     |              |                     |                         |                |                                 | 23        |             |                       |                   |                    |                |     | 7       |                 | 2           | 0                 |            |                             | 0               |          |                           |             | 50    |
| Total                               |                                   |                                     |              |                     |                         |                |                                 | 25        |             |                       |                   |                    |                |     | 9       |                 | 3           | 1                 |            |                             | 1               |          |                           |             | 77    |
| Western Carolina                    |                                   |                                     |              |                     |                         |                |                                 |           |             |                       |                   |                    |                |     |         |                 |             |                   |            |                             |                 |          |                           |             |       |
| Men                                 |                                   |                                     |              |                     |                         |                |                                 | 44        |             | 1                     |                   | 1                  | 1              |     | 2       |                 | 7           | 0                 | 1          | 10                          | 0               |          |                           |             | 83    |
| Women                               |                                   |                                     |              |                     |                         |                |                                 | 100       |             | 4                     |                   | 5                  | 7              |     | 6       |                 | 3           | 1                 | 9          | 7                           | 7               |          |                           |             | 160   |
| Total                               |                                   |                                     |              |                     |                         |                |                                 | 144       |             | 5                     |                   | 6                  | 8              |     | 8       |                 | 10          | 1                 | 10         | 17                          | 7               |          |                           |             | 253   |
| UNC TOTAL                           |                                   |                                     |              |                     |                         |                |                                 |           |             |                       |                   |                    |                |     |         |                 |             |                   |            |                             |                 |          |                           |             |       |
| Men                                 | 56                                | 60                                  |              |                     |                         | 10             | 66                              | 369       | 273         | 39                    | 12                | 145                | 8              |     | 92      | 31              | 54          | 43                | 36         | 96                          | 143             |          |                           | 27          | 2,107 |
| Women                               | 29                                | 52                                  |              |                     |                         | 18             | 11                              | 1,210     | 63          | 62                    | 28                | 435                | 51             |     | 175     | 148             | 56          | 20                | 88         | 225                         | 97              |          |                           | 13          | 3,154 |
| Total                               | 85                                | 112                                 |              |                     |                         | 28             | 77                              | 1,579     | 336         | 101                   | 40                | 580                | 59             |     | 267     | 179             | 110         | 63                | 124        | 321                         | 240             |          |                           | 40          | 5,261 |
| <b>PRIVATE INSTITUTIONS</b>         |                                   |                                     |              |                     |                         |                |                                 |           |             |                       |                   |                    |                |     |         |                 |             |                   |            |                             |                 |          |                           |             |       |
| Campbell                            |                                   |                                     |              |                     |                         |                |                                 |           |             |                       |                   |                    |                |     |         |                 |             |                   |            |                             |                 |          |                           |             | 57    |
| Men                                 |                                   |                                     |              |                     |                         |                |                                 | 16        |             |                       |                   |                    |                |     |         |                 |             |                   |            |                             |                 |          |                           |             | 76    |
| Women                               |                                   |                                     |              |                     |                         |                |                                 | 46        |             |                       |                   |                    |                |     |         |                 |             |                   |            |                             |                 |          |                           |             | 133   |
| Total                               |                                   |                                     |              |                     |                         |                |                                 | 62        |             |                       |                   |                    |                |     |         |                 |             |                   |            |                             |                 |          |                           |             |       |



Table 49. Number of Master's Degrees Conferred by North Carolina Colleges and Universities by Institution, Sex, and Field of Study, 1991-92

| Institution and Sex                 | Agriculture and Natural Resources | Architectural and Environmental Des. | Area Studies | Biological Sciences | Business and Management | Communications | Computer & Information Sciences | Education | Engineering | Fine and Applied Arts | Foreign Languages | Health Professions | Home Economics | Law | Letters | Library Science | Mathematics | Physical Sciences | Psychology | Public Affairs and Services | Social Sciences | Theology | Interdisciplinary Studies | Grand Total |       |
|-------------------------------------|-----------------------------------|--------------------------------------|--------------|---------------------|-------------------------|----------------|---------------------------------|-----------|-------------|-----------------------|-------------------|--------------------|----------------|-----|---------|-----------------|-------------|-------------------|------------|-----------------------------|-----------------|----------|---------------------------|-------------|-------|
| <b>PRIVATE INSTITUTIONS (Cont.)</b> |                                   |                                      |              |                     |                         |                |                                 |           |             |                       |                   |                    |                |     |         |                 |             |                   |            |                             |                 |          |                           |             |       |
| Catawba                             |                                   |                                      |              |                     |                         |                |                                 |           |             |                       |                   |                    |                |     |         |                 |             |                   |            |                             |                 |          |                           |             | 0     |
| Men                                 |                                   |                                      |              |                     |                         |                |                                 | 0         |             |                       |                   |                    |                |     |         |                 |             |                   |            |                             |                 |          |                           |             | 0     |
| Women                               |                                   |                                      |              |                     |                         |                |                                 | 3         |             |                       |                   |                    |                |     |         |                 |             |                   |            |                             |                 |          |                           |             | 3     |
| Total                               |                                   |                                      |              |                     |                         |                |                                 | 3         |             |                       |                   |                    |                |     |         |                 |             |                   |            |                             |                 |          |                           |             | 3     |
| Duke                                |                                   |                                      |              |                     |                         |                |                                 |           |             |                       |                   |                    |                |     |         |                 |             |                   |            |                             |                 |          |                           |             | 483   |
| Men                                 | 37                                |                                      |              | 2                   | 309                     |                | 4                               | 6         | 40          | 2                     | 1                 | 8                  |                |     | 6       |                 | 5           | 12                | 1          | 11                          | 28              |          |                           | 11          | 483   |
| Women                               | 30                                |                                      |              | 11                  | 101                     |                | 2                               | 11        | 5           | 3                     | 5                 | 34                 |                |     | 3       |                 | 1           | 5                 | 4          | 17                          | 16              |          |                           | 12          | 260   |
| Total                               | 67                                |                                      |              | 13                  | 410                     |                | 6                               | 17        | 45          | 5                     | 6                 | 42                 |                |     | 9       |                 | 6           | 17                | 5          | 28                          | 44              |          |                           | 23          | 743   |
| Elon                                |                                   |                                      |              |                     |                         |                |                                 |           |             |                       |                   |                    |                |     |         |                 |             |                   |            |                             |                 |          |                           |             | 18    |
| Men                                 |                                   |                                      |              |                     | 18                      |                |                                 | 0         |             |                       |                   |                    |                |     |         |                 |             |                   |            |                             |                 |          |                           |             | 18    |
| Women                               |                                   |                                      |              |                     | 9                       |                |                                 | 6         |             |                       |                   |                    |                |     |         |                 |             |                   |            |                             |                 |          |                           |             | 15    |
| Total                               |                                   |                                      |              |                     | 27                      |                |                                 | 6         |             |                       |                   |                    |                |     |         |                 |             |                   |            |                             |                 |          |                           |             | 33    |
| Gardner-Webb                        |                                   |                                      |              |                     |                         |                |                                 |           |             |                       |                   |                    |                |     |         |                 |             |                   |            |                             |                 |          |                           |             | 16    |
| Men                                 |                                   |                                      |              |                     |                         |                |                                 | 12        |             |                       |                   |                    |                |     | 0       |                 |             |                   |            |                             | 4               |          |                           |             | 16    |
| Women                               |                                   |                                      |              |                     |                         |                |                                 | 67        |             |                       |                   |                    |                |     | 2       |                 |             |                   |            |                             | 0               |          |                           |             | 69    |
| Total                               |                                   |                                      |              |                     |                         |                |                                 | 79        |             |                       |                   |                    |                |     | 2       |                 |             |                   |            |                             | 4               |          |                           |             | 85    |
| Lenoir-Rhyne                        |                                   |                                      |              |                     |                         |                |                                 |           |             |                       |                   |                    |                |     |         |                 |             |                   |            |                             |                 |          |                           |             | 1     |
| Men                                 |                                   |                                      |              |                     |                         |                |                                 | 1         |             |                       |                   |                    |                |     |         |                 |             |                   |            |                             |                 |          |                           |             | 1     |
| Women                               |                                   |                                      |              |                     |                         |                |                                 | 22        |             |                       |                   |                    |                |     |         |                 |             |                   |            |                             |                 |          |                           |             | 22    |
| Total                               |                                   |                                      |              |                     |                         |                |                                 | 23        |             |                       |                   |                    |                |     |         |                 |             |                   |            |                             |                 |          |                           |             | 23    |
| Meredith                            |                                   |                                      |              |                     |                         |                |                                 |           |             |                       |                   |                    |                |     |         |                 |             |                   |            |                             |                 |          |                           |             | 0     |
| Men                                 |                                   |                                      |              |                     | 0                       |                |                                 | 0         |             |                       |                   |                    |                |     |         |                 |             |                   |            |                             |                 |          |                           |             | 0     |
| Women                               |                                   |                                      |              |                     | 52                      |                |                                 | 2         |             |                       |                   |                    |                |     |         |                 |             |                   |            |                             |                 |          |                           |             | 58    |
| Total                               |                                   |                                      |              |                     | 52                      |                |                                 | 2         |             |                       |                   |                    |                |     |         |                 |             |                   |            |                             |                 |          |                           |             | 58    |
| Piedmont                            |                                   |                                      |              |                     |                         |                |                                 |           |             |                       |                   |                    |                |     |         |                 |             |                   |            |                             |                 |          |                           |             | 25    |
| Men                                 |                                   |                                      |              |                     | 25                      |                |                                 |           |             |                       |                   |                    |                |     |         |                 |             |                   |            |                             |                 |          |                           |             | 25    |
| Women                               |                                   |                                      |              |                     | 11                      |                |                                 |           |             |                       |                   |                    |                |     |         |                 |             |                   |            |                             |                 |          |                           |             | 13    |
| Total                               |                                   |                                      |              |                     | 36                      |                |                                 |           |             |                       |                   |                    |                |     |         |                 |             |                   |            |                             |                 |          |                           |             | 38    |
| Queens                              |                                   |                                      |              |                     |                         |                |                                 |           |             |                       |                   |                    |                |     |         |                 |             |                   |            |                             |                 |          |                           |             | 37    |
| Men                                 |                                   |                                      |              |                     | 37                      |                |                                 | 0         |             |                       |                   | 0                  |                |     |         |                 |             |                   |            |                             |                 |          |                           |             | 37    |
| Women                               |                                   |                                      |              |                     | 30                      |                |                                 | 7         |             |                       |                   | 2                  |                |     |         |                 |             |                   |            |                             |                 |          |                           |             | 39    |
| Total                               |                                   |                                      |              |                     | 67                      |                |                                 | 7         |             |                       |                   | 2                  |                |     |         |                 |             |                   |            |                             |                 |          |                           |             | 76    |
| Salem                               |                                   |                                      |              |                     |                         |                |                                 |           |             |                       |                   |                    |                |     |         |                 |             |                   |            |                             |                 |          |                           |             | 0     |
| Men                                 |                                   |                                      |              |                     |                         |                |                                 | 0         |             |                       |                   |                    |                |     |         |                 |             |                   |            |                             |                 |          |                           |             | 0     |
| Women                               |                                   |                                      |              |                     |                         |                |                                 | 8         |             |                       |                   |                    |                |     |         |                 |             |                   |            |                             |                 |          |                           |             | 8     |
| Total                               |                                   |                                      |              |                     |                         |                |                                 | 8         |             |                       |                   |                    |                |     |         |                 |             |                   |            |                             |                 |          |                           |             | 8     |
| Wake Forest                         |                                   |                                      |              |                     |                         |                |                                 |           |             |                       |                   |                    |                |     |         |                 |             |                   |            |                             |                 |          |                           |             | 188   |
| Men                                 |                                   |                                      |              |                     | 149                     |                | 2                               | 6         |             |                       |                   | 3                  |                | 7   |         |                 | 3           | 5                 | 0          | 1                           | 8               |          |                           |             | 1     |
| Women                               |                                   |                                      |              |                     | 52                      |                | 4                               | 30        |             |                       |                   | 2                  |                | 4   |         |                 | 2           | 2                 | 9          | 6                           | 1               |          |                           |             | 3     |
| Total                               |                                   |                                      |              |                     | 201                     |                | 6                               | 36        |             |                       |                   | 5                  |                | 11  |         |                 | 5           | 7                 | 9          | 7                           | 9               |          |                           |             | 4     |
| Warren Wilson                       |                                   |                                      |              |                     |                         |                |                                 |           |             |                       |                   |                    |                |     |         |                 |             |                   |            |                             |                 |          |                           |             | 8     |
| Men                                 |                                   |                                      |              |                     |                         |                |                                 |           |             |                       |                   |                    |                |     |         |                 |             |                   |            |                             |                 |          |                           |             | 8     |
| Women                               |                                   |                                      |              |                     |                         |                |                                 |           |             |                       |                   |                    |                |     |         |                 |             |                   |            |                             |                 |          |                           |             | 23    |
| Total                               |                                   |                                      |              |                     |                         |                |                                 |           |             |                       |                   |                    |                |     |         |                 |             |                   |            |                             |                 |          |                           |             | 31    |
| Wingate                             |                                   |                                      |              |                     |                         |                |                                 |           |             |                       |                   |                    |                |     |         |                 |             |                   |            |                             |                 |          |                           |             | 0     |
| Men                                 |                                   |                                      |              |                     |                         |                |                                 | 0         |             |                       |                   |                    |                |     |         |                 |             |                   |            |                             |                 |          |                           |             | 0     |
| Women                               |                                   |                                      |              |                     |                         |                |                                 | 4         |             |                       |                   |                    |                |     |         |                 |             |                   |            |                             |                 |          |                           |             | 4     |
| Total                               |                                   |                                      |              |                     |                         |                |                                 | 4         |             |                       |                   |                    |                |     |         |                 |             |                   |            |                             |                 |          |                           |             | 4     |
| Southeastern Seminary               |                                   |                                      |              |                     |                         |                |                                 |           |             |                       |                   |                    |                |     |         |                 |             |                   |            |                             |                 |          |                           |             | 9     |
| Men                                 |                                   |                                      |              |                     |                         |                |                                 |           |             |                       |                   |                    |                |     |         |                 |             |                   |            |                             |                 |          |                           |             | 9     |
| Women                               |                                   |                                      |              |                     |                         |                |                                 |           |             |                       |                   |                    |                |     |         |                 |             |                   |            |                             |                 |          |                           |             | 4     |
| Total                               |                                   |                                      |              |                     |                         |                |                                 |           |             |                       |                   |                    |                |     |         |                 |             |                   |            |                             |                 |          |                           |             | 13    |
| PRIVATE TOTAL                       |                                   |                                      |              |                     |                         |                |                                 |           |             |                       |                   |                    |                |     |         |                 |             |                   |            |                             |                 |          |                           |             |       |
| Men                                 | 37                                |                                      |              | 5                   | 579                     | 2              | 4                               | 41        | 40          | 2                     | 1                 | 11                 |                |     | 21      |                 | 8           | 17                | 1          | 12                          | 40              | 9        |                           | 12          | 842   |
| Women                               | 30                                |                                      |              | 12                  | 285                     | 4              | 2                               | 206       | 5           | 7                     | 5                 | 36                 |                |     | 32      |                 | 3           | 7                 | 13         | 23                          | 17              | 6        |                           | 15          | 710   |
| Total                               | 67                                |                                      |              | 17                  | 864                     | 6              | 6                               | 247       | 45          | 9                     | 6                 | 49                 |                |     | 53      |                 | 11          | 24                | 14         | 35                          | 57              | 15       |                           | 27          | 1,552 |
| GRAND TOTAL                         |                                   |                                      |              |                     |                         |                |                                 |           |             |                       |                   |                    |                |     |         |                 |             |                   |            |                             |                 |          |                           |             |       |
| Men                                 | 93                                | 60                                   |              | 62                  | 1,069                   | 12             | 70                              | 410       | 313         | 41                    | 13                | 156                | 8              |     | 113     | 31              | 62          | 60                | 37         | 108                         | 183             | 9        |                           | 99          | 2,949 |
| Women                               | 59                                | 52                                   |              | 113                 | 557                     | 22             | 13                              | 1,416     | 68          | 69                    | 33                | 473                | 51             |     | 207     | 148             | 59          | 27                | 101        | 248                         | 114             | 6        |                           | 28          | 3,864 |
| Total                               | 152                               | 112                                  |              | 175                 | 1,626                   | 34             | 83                              | 1,826     | 381         | 110                   | 46                | 629                | 59             |     | 320     | 179             | 121         | 87                | 138        | 356                         | 297             | 15       |                           | 67          | 6,813 |

\*Includes 14 degrees conferred in Textile Technology.

Table 50. Number of Doctorate Degrees Conferred by North Carolina Colleges and Universities by Institution, Sex, and Field of Study, 1991-92

| Institution and Sex                 | Agriculture and Natural Resources | Architecture and Environmental Des. | Area Studies | Biological Sciences | Business and Management | Communications | Computer & Information Sciences | Education | Engineering | Fine and Applied Arts | Foreign Languages | Health Professions | Home Economics | Law | Letters | Library Science | Mathematics | Physical Sciences | Psychology | Public Affairs and Services | Social Sciences | Theology | Interdisciplinary Studies | Grand Total |     |
|-------------------------------------|-----------------------------------|-------------------------------------|--------------|---------------------|-------------------------|----------------|---------------------------------|-----------|-------------|-----------------------|-------------------|--------------------|----------------|-----|---------|-----------------|-------------|-------------------|------------|-----------------------------|-----------------|----------|---------------------------|-------------|-----|
| <b>UNIVERSITY OF NORTH CAROLINA</b> |                                   |                                     |              |                     |                         |                |                                 |           |             |                       |                   |                    |                |     |         |                 |             |                   |            |                             |                 |          |                           |             |     |
| East Carolina                       |                                   |                                     |              |                     |                         |                |                                 |           |             |                       |                   |                    |                |     |         |                 |             |                   |            |                             |                 |          |                           |             |     |
| Men                                 |                                   |                                     |              | 2                   |                         |                |                                 |           |             |                       |                   |                    |                |     |         |                 |             |                   |            |                             |                 |          |                           |             | 2   |
| Women                               |                                   |                                     |              | 2                   |                         |                |                                 |           |             |                       |                   |                    |                |     |         |                 |             |                   |            |                             |                 |          |                           |             | 2   |
| Total                               |                                   |                                     |              | 4                   |                         |                |                                 |           |             |                       |                   |                    |                |     |         |                 |             |                   |            |                             |                 |          |                           |             | 4   |
| N.C. State                          |                                   |                                     |              | 27                  |                         |                |                                 | 19        | 93          |                       |                   | 5                  |                |     |         |                 | 14          | 21                | 7          |                             | 4               |          | 4                         | 216         |     |
| Men                                 | 22                                |                                     |              | 10                  |                         |                |                                 | 15        | 9           |                       |                   | 3                  |                |     |         |                 | 4           | 5                 | 2          |                             | 5               |          | 0                         | 61          |     |
| Women                               | 8                                 |                                     |              | 37                  |                         |                |                                 | 34        | 102         |                       |                   | 8                  |                |     |         |                 | 18          | 26                | 9          |                             | 9               |          | 4                         | 277         |     |
| Total                               | 30                                |                                     |              |                     |                         |                |                                 |           |             |                       |                   |                    |                |     |         |                 |             |                   |            |                             |                 |          |                           |             |     |
| UNC-Chapel Hill                     |                                   |                                     |              | 35                  | 7                       | 1              | 8                               | 23        |             | 3                     | 6                 | 13                 |                |     | 10      | 0               | 4           | 29                | 6          |                             | 21              |          | 1                         | 167         |     |
| Men                                 |                                   |                                     |              | 32                  | 2                       | 1              | 1                               | 28        |             | 5                     | 11                | 24                 |                |     | 11      | 1               | 4           | 13                | 19         |                             | 16              |          | 2                         | 171         |     |
| Women                               |                                   |                                     |              | 67                  | 9                       | 2              | 9                               | 51        |             | 8                     | 17                | 37                 |                |     | 21      | 1               | 8           | 42                | 25         |                             | 37              |          | 3                         | 338         |     |
| Total                               |                                   |                                     |              |                     |                         |                |                                 |           |             |                       |                   |                    |                |     |         |                 |             |                   |            |                             |                 |          |                           |             |     |
| UNC-Greensboro                      |                                   |                                     |              |                     |                         |                |                                 | 16        |             | 1                     |                   |                    | 1              |     | 0       |                 |             |                   | 2          |                             |                 |          |                           | 20          |     |
| Men                                 |                                   |                                     |              |                     |                         |                |                                 | 29        |             | 1                     |                   |                    | 11             |     | 3       |                 |             |                   | 6          |                             |                 |          |                           | 50          |     |
| Women                               |                                   |                                     |              |                     |                         |                |                                 | 45        |             | 2                     |                   |                    | 12             |     | 3       |                 |             |                   | 8          |                             |                 |          |                           | 70          |     |
| Total                               |                                   |                                     |              |                     |                         |                |                                 |           |             |                       |                   |                    |                |     |         |                 |             |                   |            |                             |                 |          |                           |             |     |
| <b>UNC TOTAL</b>                    |                                   |                                     |              |                     |                         |                |                                 |           |             |                       |                   |                    |                |     |         |                 |             |                   |            |                             |                 |          |                           |             |     |
| Men                                 | 22                                | 0                                   |              | 64                  | 7                       | 1              | 8                               | 58        | 93          | 4                     | 6                 | 18                 | 1              |     | 10      | 0               | 18          | 50                | 15         |                             | 25              |          | 5                         | 405         |     |
| Women                               | 8                                 | 1                                   |              | 44                  | 2                       | 1              | 1                               | 72        | 9           | 6                     | 11                | 27                 | 11             |     | 14      | 1               | 8           | 18                | 27         |                             | 21              |          | 2                         | 284         |     |
| Total                               | 30                                | 1                                   |              | 108                 | 9                       | 2              | 9                               | 130       | 102         | 10                    | 17                | 45                 | 12             |     | 24      | 1               | 26          | 68                | 42         |                             | 46              |          | 7                         | 689         |     |
| <b>PRIVATE INSTITUTIONS</b>         |                                   |                                     |              |                     |                         |                |                                 |           |             |                       |                   |                    |                |     |         |                 |             |                   |            |                             |                 |          |                           |             |     |
| Campbell                            |                                   |                                     |              |                     |                         |                |                                 | 11        |             |                       |                   |                    |                |     |         |                 |             |                   |            |                             |                 |          |                           |             | 11  |
| Men                                 |                                   |                                     |              |                     |                         |                |                                 | 10        |             |                       |                   |                    |                |     |         |                 |             |                   |            |                             |                 |          |                           |             | 10  |
| Women                               |                                   |                                     |              |                     |                         |                |                                 | 21        |             |                       |                   |                    |                |     |         |                 |             |                   |            |                             |                 |          |                           |             | 21  |
| Total                               |                                   |                                     |              |                     |                         |                |                                 |           |             |                       |                   |                    |                |     |         |                 |             |                   |            |                             |                 |          |                           |             |     |
| Duke                                | 4                                 |                                     |              | 25                  | 2                       |                | 6                               |           | 21          | 1                     | 1                 |                    |                |     | 24      |                 | 5           | 20                | 2          |                             | 21              |          | 1                         | 132         |     |
| Men                                 | 0                                 |                                     |              | 20                  | 2                       |                | 0                               |           | 5           | 1                     | 0                 |                    |                |     | 6       |                 | 2           | 2                 | 3          |                             | 7               |          |                           | 48          |     |
| Women                               | 4                                 |                                     |              | 45                  | 4                       |                | 6                               |           | 26          | 2                     | 1                 |                    |                |     | 30      |                 | 7           | 22                | 5          |                             | 28              |          |                           | 180         |     |
| Total                               |                                   |                                     |              |                     |                         |                |                                 |           |             |                       |                   |                    |                |     |         |                 |             |                   |            |                             |                 |          |                           |             |     |
| Wake Forest                         |                                   |                                     |              | 10                  |                         |                |                                 |           |             |                       |                   |                    |                |     |         |                 |             | 1                 |            |                             |                 |          |                           |             | 11  |
| Men                                 |                                   |                                     |              | 8                   |                         |                |                                 |           |             |                       |                   |                    |                |     |         |                 |             |                   | 0          |                             |                 |          |                           |             | 8   |
| Women                               |                                   |                                     |              | 18                  |                         |                |                                 |           |             |                       |                   |                    |                |     |         |                 |             |                   |            |                             |                 |          |                           |             | 19  |
| Total                               |                                   |                                     |              |                     |                         |                |                                 |           |             |                       |                   |                    |                |     |         |                 |             |                   |            |                             |                 |          |                           |             |     |
| Southeastern Seminary               |                                   |                                     |              |                     |                         |                |                                 |           |             |                       |                   |                    |                |     |         |                 |             |                   |            |                             |                 |          | 12                        |             | 12  |
| Men                                 |                                   |                                     |              |                     |                         |                |                                 |           |             |                       |                   |                    |                |     |         |                 |             |                   |            |                             |                 | 0        |                           |             | 0   |
| Women                               |                                   |                                     |              |                     |                         |                |                                 |           |             |                       |                   |                    |                |     |         |                 |             |                   |            |                             |                 | 12       |                           |             | 12  |
| Total                               |                                   |                                     |              |                     |                         |                |                                 |           |             |                       |                   |                    |                |     |         |                 |             |                   |            |                             |                 |          |                           |             |     |
| <b>PRIVATE TOTAL</b>                |                                   |                                     |              |                     |                         |                |                                 |           |             |                       |                   |                    |                |     |         |                 |             |                   |            |                             |                 |          |                           |             |     |
| Men                                 | 4                                 |                                     |              | 35                  | 2                       |                | 6                               | 11        | 21          | 1                     | 1                 |                    |                |     | 24      |                 | 5           | 21                | 2          |                             | 21              |          | 12                        |             | 166 |
| Women                               | 0                                 |                                     |              | 28                  | 2                       |                | 0                               | 10        | 5           | 1                     | 0                 |                    |                |     | 8       |                 | 2           | 2                 | 3          |                             | 7               |          | 0                         |             | 66  |
| Total                               | 4                                 |                                     |              | 63                  | 4                       |                | 6                               | 21        | 26          | 2                     | 1                 |                    |                |     | 30      |                 | 7           | 23                | 5          |                             | 28              |          | 12                        |             | 232 |
| <b>GRAND TOTAL</b>                  |                                   |                                     |              |                     |                         |                |                                 |           |             |                       |                   |                    |                |     |         |                 |             |                   |            |                             |                 |          |                           |             |     |
| Men                                 | 26                                | 0                                   |              | 99                  | 9                       | 1              | 14                              | 69        | 114         | 5                     | 7                 | 18                 | 1              |     | 34      | 0               | 23          | 71                | 17         |                             | 46              |          | 12                        | 5           | 571 |
| Women                               | 8                                 | 1                                   |              | 72                  | 4                       | 1              | 1                               | 82        | 14          | 7                     | 11                | 27                 | 11             |     | 20      | 1               | 10          | 20                | 30         |                             | 28              |          | 0                         | 2           | 350 |
| Total                               | 34                                | 1                                   |              | 171                 | 13                      | 2              | 15                              | 151       | 128         | 12                    | 18                | 45                 | 12             |     | 54      | 1               | 33          | 91                | 47         |                             | 74              |          | 12                        | 7           | 921 |



TABLE 51. DEGREES AND AWARDS BASED ON LESS THAN FOUR YEARS WORK BEYOND HIGH SCHOOL AT NORTH CAROLINA COLLEGES AND UNIVERSITIES, 1991-92

| INSTITUTION   | BUSINESS AND COMMERCIAL TECH. CERTIFICATES |                       | COMMUNICATIONS AND COMMUNICATIONS TECH. CERTIFICATES |                       | ENGINEERING AND ENGINEERING-RELATED TECH. CERTIFICATES |                       | SCIENCE TECHNOLOGIES CERTIFICATES |                       | ALLIED HEALTH AND HEALTH SCIENCES CERTIFICATES |                       | ALL OTHER CERTIFICATES |                       | TOTAL CERTIFICATES |                       |
|---|--|-----------------------|--|-----------------------|--|-----------------------|-----------------------------------|-----------------------|--|-----------------------|------------------------|-----------------------|--------------------|-----------------------|
|   | <1 Yr.                                     | 1 but <4 Yrs. DEGREES | <1 Yr.   | 1 but <4 Yrs. DEGREES | <1 Yr.   | 1 but <4 Yrs. DEGREES | <1 Yr.                            | 1 but <4 Yrs. DEGREES | <1 Yr.   | 1 but <4 Yrs. DEGREES | <1 Yr.                 | 1 but <4 Yrs. DEGREES | <1 Yr.             | 1 but <4 Yrs. DEGREES |
| <b>UNIV. OF NORTH CAROLINA</b>  |  |                       |  |                       |  |                       |                                   |                       |  |                       |                        |                       |                    |                       |
| Fayetteville  | -  | 3                     | -  | -                     | -  | -                     | -                                 | -                     | -  | -                     | -                      | -                     | -                  | 17                    |
| N.C. School of the Arts   | -  | -                     | -  | -                     | -  | -                     | -                                 | -                     | -  | -                     | -                      | -                     | -                  | 14                    |
| N.C. State  | -  | -                     | -  | -                     | -  | -                     | -                                 | -                     | -  | -                     | -                      | -                     | -                  | 95                    |
| UNC-Chapel Hill   | -  | -                     | -  | -                     | -  | -                     | -                                 | -                     | -  | -                     | -                      | -                     | -                  | 22                    |
| <b>UNC TOTAL</b>  | -  | 3                     | -  | -                     | -  | -                     | -                                 | -                     | -  | -                     | -                      | -                     | -                  | 43                    |
| <b>COMMUNITY COLLEGES (with college transfer programs)</b>              |  |                       |  |                       |  |                       |                                   |                       |  |                       |                        |                       |                    |                       |
| Asheville-Buncombe  | -  | 110                   | -  | -                     | -  | -                     | -                                 | -                     | -  | -                     | -                      | -                     | -                  | 69                    |
| Beaufort Co.  | -  | 6                     | -  | -                     | -  | -                     | -                                 | -                     | -  | -                     | -                      | -                     | -                  | 25                    |
| Blue Ridge  | -  | 9                     | -  | -                     | -  | -                     | -                                 | -                     | -  | -                     | -                      | -                     | -                  | 32                    |
| Caldwell  | -  | 37                    | -  | -                     | -  | -                     | -                                 | -                     | -  | -                     | -                      | -                     | -                  | 34                    |
| Catawba Valley  | -  | 33                    | -  | -                     | -  | -                     | -                                 | -                     | -  | -                     | -                      | -                     | -                  | 71                    |
| Central Piedmont  | -  | 34                    | -  | -                     | -  | -                     | -                                 | -                     | -  | -                     | -                      | -                     | -                  | 162                   |
| Cleveland   | -  | 12                    | -  | -                     | -  | -                     | -                                 | -                     | -  | -                     | -                      | -                     | -                  | 66                    |
| Coastal Carolina  | -  | 8                     | -  | -                     | -  | -                     | -                                 | -                     | -  | -                     | -                      | -                     | -                  | 35                    |
| C. of Albemarle   | -  | 5                     | -  | -                     | -  | -                     | -                                 | -                     | -  | -                     | -                      | -                     | -                  | 263                   |
| Craven  | -  | 58                    | -  | -                     | -  | -                     | -                                 | -                     | -  | -                     | -                      | -                     | -                  | 117                   |
| Davidson County   | -  | 49                    | -  | -                     | -  | -                     | -                                 | -                     | -  | -                     | -                      | -                     | -                  | 789                   |
| Durham  | -  | 2                     | -  | -                     | -  | -                     | -                                 | -                     | -  | -                     | -                      | -                     | -                  | 44                    |
| Edgecombe   | -  | 4                     | -  | -                     | -  | -                     | -                                 | -                     | -  | -                     | -                      | -                     | -                  | 76                    |
| Forsyth   | -  | 100                   | -  | -                     | -  | -                     | -                                 | -                     | -  | -                     | -                      | -                     | -                  | 103                   |
| Gaston  | -  | 17                    | -  | -                     | -  | -                     | -                                 | -                     | -  | -                     | -                      | -                     | -                  | 324                   |
| Gulfport  | -  | 11                    | -  | -                     | -  | -                     | -                                 | -                     | -  | -                     | -                      | -                     | -                  | 56                    |
| Halifax   | -  | 5                     | -  | -                     | -  | -                     | -                                 | -                     | -  | -                     | -                      | -                     | -                  | 147                   |
| Isothermal  | -  | 9                     | -  | -                     | -  | -                     | -                                 | -                     | -  | -                     | -                      | -                     | -                  | 63                    |
| James Sprunt  | -  | 21                    | -  | -                     | -  | -                     | -                                 | -                     | -  | -                     | -                      | -                     | -                  | 69                    |
| Lenoir  | -  | 11                    | -  | -                     | -  | -                     | -                                 | -                     | -  | -                     | -                      | -                     | -                  | 222                   |
| Martin  | -  | 12                    | -  | -                     | -  | -                     | -                                 | -                     | -  | -                     | -                      | -                     | -                  | 67                    |
| Mitchell  | -  | 8                     | -  | -                     | -  | -                     | -                                 | -                     | -  | -                     | -                      | -                     | -                  | 97                    |
| Nash  | -  | 13                    | -  | -                     | -  | -                     | -                                 | -                     | -  | -                     | -                      | -                     | -                  | 461                   |
| Pitt  | -  | 82                    | -  | -                     | -  | -                     | -                                 | -                     | -  | -                     | -                      | -                     | -                  | 101                   |
| Richmond  | -  | 11                    | -  | -                     | -  | -                     | -                                 | -                     | -  | -                     | -                      | -                     | -                  | 157                   |
| Rockingham  | -  | 14                    | -  | -                     | -  | -                     | -                                 | -                     | -  | -                     | -                      | -                     | -                  | 61                    |
| Rowan-Cabarrus  | -  | 57                    | -  | -                     | -  | -                     | -                                 | -                     | -  | -                     | -                      | -                     | -                  | 354                   |
| Sandhills   | -  | 2                     | -  | -                     | -  | -                     | -                                 | -                     | -  | -                     | -                      | -                     | -                  | 474                   |
| Southeastern  | -  | 6                     | -  | -                     | -  | -                     | -                                 | -                     | -  | -                     | -                      | -                     | -                  | 36                    |
| Surry   | -  | 1                     | -  | -                     | -  | -                     | -                                 | -                     | -  | -                     | -                      | -                     | -                  | 102                   |
| Tri-County  | -  | 3                     | -  | -                     | -  | -                     | -                                 | -                     | -  | -                     | -                      | -                     | -                  | 46                    |
| Vance-Granville   | -  | 10                    | -  | -                     | -  | -                     | -                                 | -                     | -  | -                     | -                      | -                     | -                  | 59                    |
| Wake  | -  | 23                    | -  | -                     | -  | -                     | -                                 | -                     | -  | -                     | -                      | -                     | -                  | 106                   |
| Wayne   | -  | 43                    | -  | -                     | -  | -                     | -                                 | -                     | -  | -                     | -                      | -                     | -                  | 159                   |
| Western Piedmont  | -  | 9                     | -  | -                     | -  | -                     | -                                 | -                     | -  | -                     | -                      | -                     | -                  | 56                    |
| Wilkes  | -  | 2                     | -  | -                     | -  | -                     | -                                 | -                     | -  | -                     | -                      | -                     | -                  | 14                    |
| <b>COMMUNITY COLLEGES TOTAL</b>   | 470  | 134                   | 2,168  | 1                     | 14   | 105                   | 3                                 | 846                   | -  | -                     | 391                    | 667                   | 1,900              | 2,209                 |
| <b>TECHNICAL COMMUNITY COLLEGES (without college transfer programs)</b> |  |                       |  |                       |  |                       |                                   |                       |  |                       |                        |                       |                    |                       |
| Alamance  | -  | 3                     | 123  | -                     | -  | -                     | -                                 | -                     | -  | -                     | -                      | -                     | -                  | 43                    |
| Anson   | -  | 1                     | 27   | -                     | -  | -                     | -                                 | -                     | -  | -                     | -                      | -                     | -                  | 50                    |
| Bladen  | -  | 6                     | 6  | -                     | -  | -                     | -                                 | -                     | -  | -                     | -                      | -                     | -                  | 26                    |
| Brunswick   | -  | 9                     | 64   | -                     | -  | -                     | -                                 | -                     | -  | -                     | -                      | -                     | -                  | 18                    |
| Cape Fear   | -  | 58                    | 58   | -                     | -  | -                     | -                                 | -                     | -  | -                     | -                      | -                     | -                  | 24                    |
| Carteret  | -  | 6                     | 70   | -                     | -  | -                     | -                                 | -                     | -  | -                     | -                      | -                     | -                  | 64                    |
| Central Carolina  | -  | 16                    | 23   | 10                    | -  | -                     | -                                 | -                     | -  | -                     | -                      | -                     | -                  | 71                    |
| Fayetteville  | -  | 1                     | 152  | -                     | -  | -                     | -                                 | -                     | -  | -                     | -                      | -                     | -                  | 203                   |
| Haywood   | -  | 4                     | 93   | -                     | -  | -                     | -                                 | -                     | -  | -                     | -                      | -                     | -                  | 154                   |
| Johnston  | -  | 10                    | 4  | -                     | -  | -                     | -                                 | -                     | -  | -                     | -                      | -                     | -                  | 40                    |
| Mayland   | -  | 31                    | 23   | -                     | -  | -                     | -                                 | -                     | -  | -                     | -                      | -                     | -                  | 61                    |
| McDowell  | -  | 3                     | 27   | -                     | -  | -                     | -                                 | -                     | -  | -                     | -                      | -                     | -                  | 161                   |
| Montgomery  | -  | 5                     | 27   | -                     | -  | -                     | -                                 | -                     | -  | -                     | -                      | -                     | -                  | 167                   |
| <b>TECHNICAL COMMUNITY COLLEGES TOTAL</b>                               | -  | 134                   | 1,262  | -                     | -  | 5                     | 26                                | 43                    | 26   | 53                    | 75                     | 32                    | 107                | 291                   |
| <b>COMMUNITY COLLEGES TOTAL</b>   |  |                       |  |                       |  |                       |                                   |                       |  |                       |                        |                       |                    |                       |
| 470 134 2,168 1 14 105 3 846 43 26 53 75 32 107 291                     |  |                       |  |                       |  |                       |                                   |                       |  |                       |                        |                       |                    |                       |

TABLE 51. (CONT.) DEGREES AND AWARDS BASED ON LESS THAN FOUR YEARS WORK BEYOND HIGH SCHOOL AT NORTH CAROLINA COLLEGES AND UNIVERSITIES, 1991-92

| INSTITUTION   | BUSINESS AND COMMERCIAL TECH. |                      | COMMUNICATIONS AND COMMUNICATIONS TECH. |                      | ENGINEERING AND ENGINEERING-RELATED TECH. |                      | SCIENCE TECHNOLOGIES |                      | ALLIED HEALTH AND HEALTH SCIENCES |                      | ALL OTHER            |                      | TOTAL                |                      |
|---|-------------------------------|----------------------|---|----------------------|---|----------------------|----------------------|----------------------|-----------------------------------|----------------------|----------------------|----------------------|----------------------|----------------------|
|   | Yr. < 4 Yrs. DEGREES          | 1 but ASSOC. DEGREES | Yr. < 4 Yrs. DEGREES                    | 1 but ASSOC. DEGREES | Yr. < 4 Yrs. DEGREES                      | 1 but ASSOC. DEGREES | Yr. < 4 Yrs. DEGREES | 1 but ASSOC. DEGREES | Yr. < 4 Yrs. DEGREES              | 1 but ASSOC. DEGREES | Yr. < 4 Yrs. DEGREES | 1 but ASSOC. DEGREES | Yr. < 4 Yrs. DEGREES | 1 but ASSOC. DEGREES |
| <b>TECHNICAL COMMUNITY COLLEGES (without college transfer programs (CONT.))</b> |                               |                      |   |                      |   |                      |                      |                      |                                   |                      |                      |                      |                      |                      |
| Pamlico   | 11                            | 5                    |   |                      | 2   |                      |                      |                      | 10                                |                      | 29                   | 15                   | 63                   | 12                   |
| Piedmont  | 13                            | 23                   |   |                      |   |                      |                      |                      |                                   |                      | 61                   | 19                   | 74                   | 23                   |
| Randolph  | 15                            | 28                   | 3                                       | 4                    |   |                      |                      |                      | 29                                |                      | 79                   | 7                    | 172                  | 29                   |
| Roanoke-Chowan  | 1                             | 2                    |   |                      |   |                      |                      |                      | 19                                |                      | 13                   | 6                    | 74                   | 29                   |
| Robeson   | 2                             | 42                   |   |                      | 1   | 12                   |                      |                      | 113                               | 44                   | 53                   | 37                   | 166                  | 84                   |
| Sampson   | 4                             | 41                   |   |                      |   |                      |                      |                      | 20                                | 23                   | 24                   | 6                    | 166                  | 119                  |
| Southwestern  | 4                             | 40                   |   |                      |   |                      |                      |                      | 13                                | 56                   | 17                   | 15                   | 24                   | 30                   |
| Stanly  | 6                             | 52                   |   |                      |   |                      |                      |                      | 32                                | 53                   | 36                   | 39                   | 17                   | 28                   |
| Wilson  | 17                            | 33                   |   |                      |   |                      |                      |                      | 2                                 | 25                   | 27                   | 18                   | 36                   | 75                   |
| TECHNICAL C. C. TOTAL   | 102                           | 76                   | 13                                      | 6                    | 10  | 14                   | 5                    | 5                    | 263                               | 402                  | 1,345                | 618                  | 1,720                | 1,123                |
| PUBLIC TOTAL  | 572                           | 210                  | 13                                      | 20                   | 115                                       | 17                   | 1,145                |                      | 654                               | 1,298                | 2,507                | 1,962                | 3,929                | 5,500                |
| <b>PRIVATE SENIOR INSTITUTIONS</b>  |                               |                      |   |                      |   |                      |                      |                      |                                   |                      |                      |                      |                      |                      |
| Campbell  |                               |                      |   |                      |   |                      |                      |                      |                                   |                      |                      |                      |                      |                      |
| Davidson  |                               |                      |   |                      |   |                      |                      |                      |                                   |                      |                      |                      |                      |                      |
| Duke  |                               |                      |   |                      |   |                      |                      |                      |                                   |                      |                      |                      |                      |                      |
| Gardner-Webb  |                               |                      |   |                      |   |                      |                      |                      |                                   |                      |                      |                      |                      |                      |
| Gulfport  |                               |                      |   |                      |   |                      |                      |                      | 56                                |                      |                      |                      |                      | 56                   |
| Lees-McRae  |                               |                      |   |                      |   |                      |                      |                      |                                   |                      |                      |                      |                      |                      |
| Methodist   |                               |                      |   |                      |   |                      |                      |                      |                                   |                      |                      |                      |                      |                      |
| Montreat-Anderson   |                               |                      |   |                      |   |                      |                      |                      |                                   |                      |                      |                      |                      |                      |
| Mount Olive   |                               |                      |   |                      |   |                      |                      |                      |                                   |                      |                      |                      |                      |                      |
| Shaw  |                               |                      |   |                      |   |                      |                      |                      |                                   |                      |                      |                      |                      |                      |
| Wingate   |                               |                      |   |                      |   |                      |                      |                      |                                   |                      |                      |                      |                      |                      |
| Southwestern Seminary   |                               |                      |   |                      |   |                      |                      |                      |                                   |                      |                      |                      |                      |                      |
| East Coast  |                               |                      |   |                      |   |                      |                      |                      |                                   |                      |                      |                      |                      |                      |
| Heritage  |                               |                      |   |                      |   |                      |                      |                      |                                   |                      |                      |                      |                      |                      |
| Piedmont  |                               |                      |   |                      |   |                      |                      |                      |                                   |                      |                      |                      |                      |                      |
| Roanoke   |                               |                      |   |                      |   |                      |                      |                      |                                   |                      |                      |                      |                      |                      |
| Winston-Salem   |                               |                      |   |                      |   |                      |                      |                      |                                   |                      |                      |                      |                      |                      |
| PRIVATE SENIOR TOTAL  |                               |                      |   |                      |   |                      |                      |                      | 56                                | 40                   |                      | 7                    | 283                  | 63                   |
| <b>PRIVATE JUNIOR INSTITUTIONS</b>  |                               |                      |   |                      |   |                      |                      |                      |                                   |                      |                      |                      |                      |                      |
| Brevard   |                               |                      |   |                      |   |                      |                      |                      |                                   |                      |                      |                      |                      |                      |
| Chowan  |                               |                      |   |                      |   |                      |                      |                      |                                   |                      |                      |                      |                      |                      |
| Louisburg   |                               |                      |   |                      |   |                      |                      |                      |                                   |                      |                      |                      |                      |                      |
| Peace   |                               |                      |   |                      |   |                      |                      |                      |                                   |                      |                      |                      |                      |                      |
| Saint Mary's  |                               |                      |   |                      |   |                      |                      |                      |                                   |                      |                      |                      |                      |                      |
| PRIVATE JUNIOR TOTAL  |                               |                      |   |                      |   |                      |                      |                      |                                   |                      |                      |                      |                      |                      |
| PRIVATE TOTAL   |                               |                      |   |                      |   |                      |                      |                      | 56                                | 46                   |                      | 14                   | 843                  | 70                   |
| GRAND TOTAL   | 572                           | 210                  | 13                                      | 20                   | 115                                       | 17                   | 1,154                | 5                    | 654                               | 1,354                | 2,567                | 1,976                | 4,803                | 3,570                |

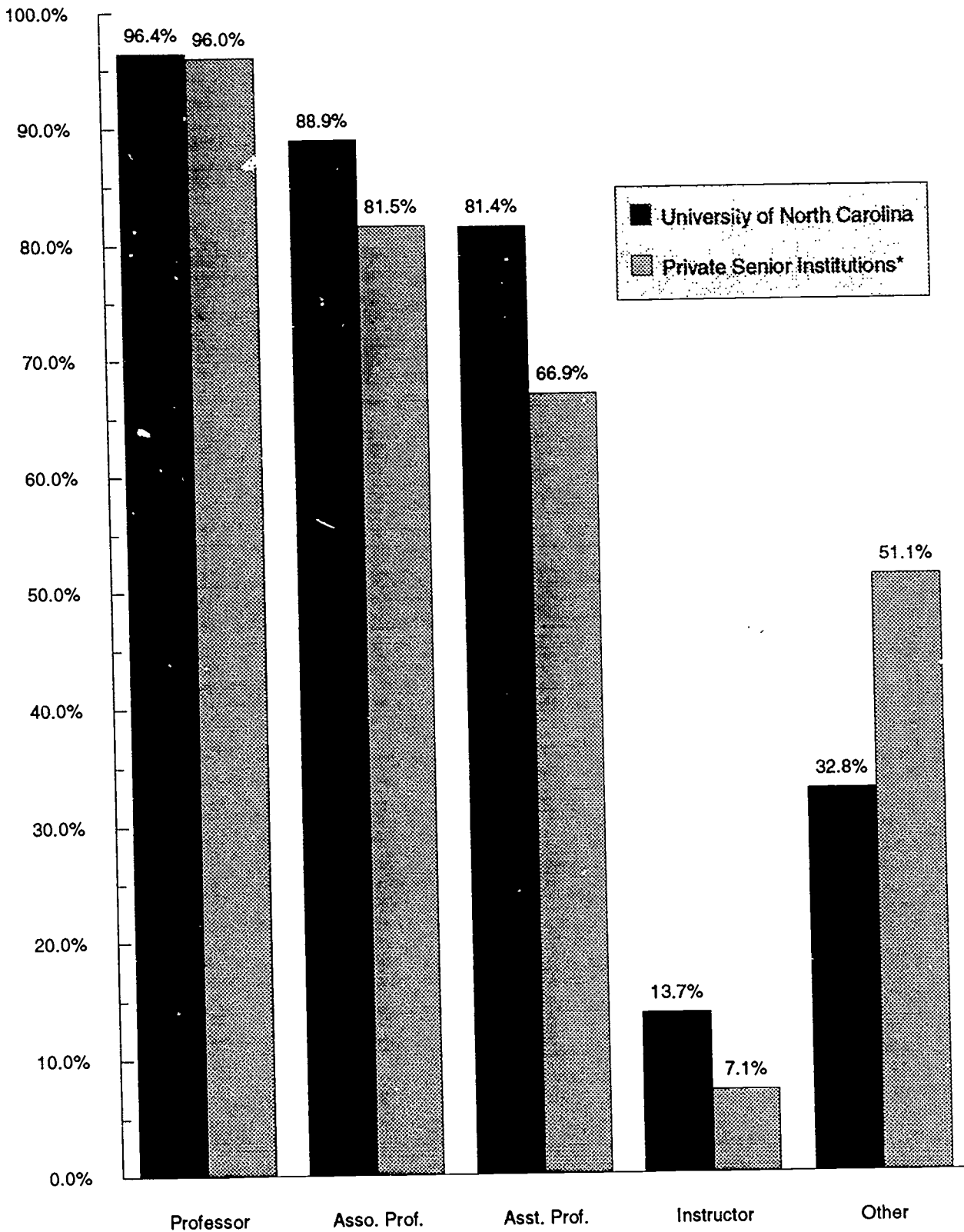
NOTE: This table represents new CIP (Classification of Instructional Programs) categories which cannot be crosswalked; therefore, there is no continuity with prior years.  
1 Includes Business Data Processing.

## SECTION V

### FACULTY

- Figure 12. Percentages of Full-Time Instructional Faculty Holding a Doctorate or First Professional Degree in Each Academic Rank at North Carolina Senior Colleges and Universities, Fall 1992
- Table 52. Academic Rank and Sex of Full-Time Faculty in North Carolina Colleges and Universities by Institution, Fall 1992
- Table 53. Highest Earned Degree Held by Full-Time Faculty in North Carolina Colleges and Universities by Institution and Academic Rank, Fall 1992

**Figure 12. Percentage of Full-Time Instructional Faculty Holding a Doctorate or First Professional Degree in Each Academic Rank at North Carolina Senior Colleges and Universities, Fall 1992**



\*Excludes theological seminary and Bible colleges.

TABLE 52. ACADEMIC RANK AND SEX OF FULL-TIME FACULTY IN NORTH CAROLINA COLLEGES AND UNIVERSITIES BY INSTITUTION, FALL 1992

| INSTITUTION  | PROFESSOR    |            | ASSOCIATE PROFESSOR |              | ASSISTANT PROFESSOR |              | INSRUCIOR    |            | OTHER        |            | TOTAL      |            |
|--|--------------|------------|---------------------|--------------|---------------------|--------------|--------------|------------|--------------|------------|------------|------------|
|  | Men          | Women      | Men                 | Women        | Men                 | Women        | Men          | Women      | Men          | Women      | Men        | Women      |
|  | Total        | Total      | Total               | Total        | Total               | Total        | Total        | Total      | Total        | Total      | Total      | Total      |
| <b>PUBLIC INSTITUTIONS</b>                                 |              |            |                     |              |                     |              |              |            |              |            |            |            |
| <b>UNIVERSITY OF NORTH CAROLINA</b>                        |              |            |                     |              |                     |              |              |            |              |            |            |            |
| Appalachian  | 212          | 45         | 257                 | 76           | 31                  | 107          | 70           | 50         | 120          | 6          | 11         | 17         |
| East Carolina 1  | 233          | 34         | 267                 | 226          | 69                  | 295          | 198          | 130        | 328          | 11         | 96         | 203        |
| Fayetteville City  | 26           | 6          | 32                  | 21           | 9                   | 30           | 9            | 7          | 16           | 1          | 12         | 29         |
| N.C. A and T   | 54           | 4          | 58                  | 47           | 19                  | 66           | 33           | 16         | 49           | 1          | 27         | 41         |
| N.C. Central   | 45           | 14         | 59                  | 52           | 28                  | 80           | 36           | 35         | 71           | 24         | 16         | 40         |
| N.C. School of the Arts                                    | -            | -          | -                   | -            | -                   | -            | -            | -          | -            | -          | 1          | 1          |
| N.C. State 1   | 577          | 33         | 610                 | 347          | 100                 | 447          | 187          | 74         | 261          | 59         | 1,178      | 95         |
| Pembroke   | 47           | 6          | 53                  | 24           | 5                   | 29           | 21           | 15         | 36           | 1          | 13         | 27         |
| UNC-Asheville  | 32           | 5          | 37                  | 28           | 11                  | 39           | 29           | 15         | 44           | 15         | 6          | 21         |
| UNC-Chapel Hill 1  | 657          | 78         | 735                 | 344          | 155                 | 499          | 263          | 146        | 409          | 13         | 94         | 212        |
| UNC-Charlotte  | 109          | 22         | 131                 | 150          | 33                  | 183          | 103          | 93         | 196          | 37         | 57         | 94         |
| UNC-Greensboro   | 129          | 21         | 150                 | 108          | 67                  | 175          | 60           | 77         | 137          | 34         | 34         | 116        |
| UNC-Wilmington   | 82           | 13         | 95                  | 79           | 23                  | 102          | 66           | 52         | 118          | 10         | 21         | 31         |
| Western Carolina   | 65           | 5          | 70                  | 84           | 29                  | 113          | 46           | 46         | 92           | 5          | 10         | 203        |
| Winston-Salem  | 24           | 11         | 37                  | 24           | 25                  | 49           | 11           | 17         | 28           | 2          | 16         | 24         |
| <b>UNC TOTAL</b>   | <b>2,314</b> | <b>306</b> | <b>2,620</b>        | <b>1,677</b> | <b>645</b>          | <b>2,322</b> | <b>1,183</b> | <b>816</b> | <b>1,999</b> | <b>104</b> | <b>461</b> | <b>993</b> |
| <b>COMMUNITY COLLEGES (with college transfer programs)</b> |              |            |                     |              |                     |              |              |            |              |            |            |            |
| Asheville-Buncombe   | -            | -          | -                   | -            | -                   | -            | -            | -          | -            | -          | 51         | 43         |
| Beaufort Co.   | -            | -          | -                   | -            | -                   | -            | -            | -          | -            | -          | 22         | 20         |
| Blue Ridge   | -            | -          | -                   | -            | -                   | -            | -            | -          | -            | -          | 30         | 15         |
| Caldwell   | -            | -          | -                   | -            | -                   | -            | -            | -          | -            | -          | 24         | 40         |
| Cape Fear  | -            | -          | -                   | -            | -                   | -            | -            | -          | -            | -          | 49         | 24         |
| Carteret 2   | -            | -          | -                   | -            | -                   | -            | -            | -          | -            | -          | 13         | 25         |
| Catawba Valley   | -            | -          | -                   | -            | -                   | -            | -            | -          | -            | -          | 33         | 33         |
| Central Piedmont   | -            | -          | -                   | -            | -                   | -            | -            | -          | -            | -          | 136        | 114        |
| Cleveland  | -            | -          | -                   | -            | -                   | -            | -            | -          | -            | -          | 27         | 17         |
| Coastal Carolina   | -            | -          | -                   | -            | -                   | -            | -            | -          | -            | -          | 55         | 48         |
| C. of Albemarle  | -            | -          | -                   | -            | -                   | -            | -            | -          | -            | -          | 25         | 28         |
| Craven   | -            | -          | -                   | -            | -                   | -            | -            | -          | -            | -          | 28         | 34         |
| Davidson County  | -            | -          | -                   | -            | -                   | -            | -            | -          | -            | -          | 37         | 32         |
| Durham   | -            | -          | -                   | -            | -                   | -            | -            | -          | -            | -          | 40         | 56         |
| Edgecombe  | -            | -          | -                   | -            | -                   | -            | -            | -          | -            | -          | 19         | 54         |
| Fayetteville   | -            | -          | -                   | -            | -                   | -            | -            | -          | -            | -          | 95         | 95         |
| Forsyth  | -            | -          | -                   | -            | -                   | -            | -            | -          | -            | -          | 60         | 68         |
| Gaston   | -            | -          | -                   | -            | -                   | -            | -            | -          | -            | -          | 56         | 48         |
| Guilford   | -            | -          | -                   | -            | -                   | -            | -            | -          | -            | -          | 92         | 80         |
| Halifax  | -            | -          | -                   | -            | -                   | -            | -            | -          | -            | -          | 28         | 29         |
| Isothermal   | -            | -          | -                   | -            | -                   | -            | -            | -          | -            | -          | 26         | 24         |
| James Sprunt   | -            | -          | -                   | -            | -                   | -            | -            | -          | -            | -          | 21         | 26         |
| Lenoir   | -            | -          | -                   | -            | -                   | -            | -            | -          | -            | -          | 40         | 43         |
| Martin   | -            | -          | -                   | -            | -                   | -            | -            | -          | -            | -          | 25         | 22         |
| Mitchell   | -            | -          | -                   | -            | -                   | -            | -            | -          | -            | -          | 18         | 9          |
| Montgomery 2   | -            | -          | -                   | -            | -                   | -            | -            | -          | -            | -          | 26         | 50         |
| Nash   | -            | -          | -                   | -            | -                   | -            | -            | -          | -            | -          | 52         | 26         |
| Pitt   | -            | -          | -                   | -            | -                   | -            | -            | -          | -            | -          | 20         | 47         |
| Richmond   | -            | -          | -                   | -            | -                   | -            | -            | -          | -            | -          | 59         | 27         |
| Rockingham   | -            | -          | -                   | -            | -                   | -            | -            | -          | -            | -          | 52         | 50         |
| Rowan-Cabarrus   | -            | -          | -                   | -            | -                   | -            | -            | -          | -            | -          | 29         | 22         |
| Sandhills  | -            | -          | -                   | -            | -                   | -            | -            | -          | -            | -          | 32         | 35         |
| <b>COMMUNITY COLLEGES TOTAL</b>                            | <b>2,314</b> | <b>306</b> | <b>2,620</b>        | <b>1,677</b> | <b>645</b>          | <b>2,322</b> | <b>1,183</b> | <b>816</b> | <b>1,999</b> | <b>104</b> | <b>461</b> | <b>993</b> |
| <b>UNC TOTAL</b>   | <b>2,314</b> | <b>306</b> | <b>2,620</b>        | <b>1,677</b> | <b>645</b>          | <b>2,322</b> | <b>1,183</b> | <b>816</b> | <b>1,999</b> | <b>104</b> | <b>461</b> | <b>993</b> |
| <b>COMMUNITY COLLEGES TOTAL</b>                            |              |            |                     |              |                     |              |              |            |              |            |            |            |
| Asheville-Buncombe   | -            | -          | -                   | -            | -                   | -            | -            | -          | -            | -          | 51         | 43         |
| Beaufort Co.   | -            | -          | -                   | -            | -                   | -            | -            | -          | -            | -          | 22         | 20         |
| Blue Ridge   | -            | -          | -                   | -            | -                   | -            | -            | -          | -            | -          | 30         | 15         |
| Caldwell   | -            | -          | -                   | -            | -                   | -            | -            | -          | -            | -          | 24         | 40         |
| Cape Fear  | -            | -          | -                   | -            | -                   | -            | -            | -          | -            | -          | 49         | 24         |
| Carteret 2   | -            | -          | -                   | -            | -                   | -            | -            | -          | -            | -          | 13         | 25         |
| Catawba Valley   | -            | -          | -                   | -            | -                   | -            | -            | -          | -            | -          | 33         | 33         |
| Central Piedmont   | -            | -          | -                   | -            | -                   | -            | -            | -          | -            | -          | 136        | 114        |
| Cleveland  | -            | -          | -                   | -            | -                   | -            | -            | -          | -            | -          | 27         | 17         |
| Coastal Carolina   | -            | -          | -                   | -            | -                   | -            | -            | -          | -            | -          | 55         | 48         |
| C. of Albemarle  | -            | -          | -                   | -            | -                   | -            | -            | -          | -            | -          | 25         | 28         |
| Craven   | -            | -          | -                   | -            | -                   | -            | -            | -          | -            | -          | 28         | 34         |
| Davidson County  | -            | -          | -                   | -            | -                   | -            | -            | -          | -            | -          | 37         | 32         |
| Durham   | -            | -          | -                   | -            | -                   | -            | -            | -          | -            | -          | 40         | 56         |
| Edgecombe  | -            | -          | -                   | -            | -                   | -            | -            | -          | -            | -          | 19         | 54         |
| Fayetteville   | -            | -          | -                   | -            | -                   | -            | -            | -          | -            | -          | 95         | 95         |
| Forsyth  | -            | -          | -                   | -            | -                   | -            | -            | -          | -            | -          | 60         | 68         |
| Gaston   | -            | -          | -                   | -            | -                   | -            | -            | -          | -            | -          | 56         | 48         |
| Guilford   | -            | -          | -                   | -            | -                   | -            | -            | -          | -            | -          | 92         | 80         |
| Halifax  | -            | -          | -                   | -            | -                   | -            | -            | -          | -            | -          | 28         | 29         |
| Isothermal   | -            | -          | -                   | -            | -                   | -            | -            | -          | -            | -          | 26         | 24         |
| James Sprunt   | -            | -          | -                   | -            | -                   | -            | -            | -          | -            | -          | 21         | 26         |
| Lenoir   | -            | -          | -                   | -            | -                   | -            | -            | -          | -            | -          | 40         | 43         |
| Martin   | -            | -          | -                   | -            | -                   | -            | -            | -          | -            | -          | 25         | 22         |
| Mitchell   | -            | -          | -                   | -            | -                   | -            | -            | -          | -            | -          | 18         | 9          |
| Montgomery 2   | -            | -          | -                   | -            | -                   | -            | -            | -          | -            | -          | 26         | 50         |
| Nash   | -            | -          | -                   | -            | -                   | -            | -            | -          | -            | -          | 52         | 26         |
| Pitt   | -            | -          | -                   | -            | -                   | -            | -            | -          | -            | -          | 20         | 47         |
| Richmond   | -            | -          | -                   | -            | -                   | -            | -            | -          | -            | -          | 59         | 27         |
| Rockingham   | -            | -          | -                   | -            | -                   | -            | -            | -          | -            | -          | 52         | 50         |
| Rowan-Cabarrus   | -            | -          | -                   | -            | -                   | -            | -            | -          | -            | -          | 29         | 22         |
| Sandhills  | -            | -          | -                   | -            | -                   | -            | -            | -          | -            | -          | 32         | 35         |
| <b>COMMUNITY COLLEGES TOTAL</b>                            | <b>2,314</b> | <b>306</b> | <b>2,620</b>        | <b>1,677</b> | <b>645</b>          | <b>2,322</b> | <b>1,183</b> | <b>816</b> | <b>1,999</b> | <b>104</b> | <b>461</b> | <b>993</b> |
| <b>UNC TOTAL</b>   | <b>2,314</b> | <b>306</b> | <b>2,620</b>        | <b>1,677</b> | <b>645</b>          | <b>2,322</b> | <b>1,183</b> | <b>816</b> | <b>1,999</b> | <b>104</b> | <b>461</b> | <b>993</b> |
| <b>COMMUNITY COLLEGES TOTAL</b>                            |              |            |                     |              |                     |              |              |            |              |            |            |            |
| Asheville-Buncombe   | -            | -          | -                   | -            | -                   | -            | -            | -          | -            | -          | 51         | 43         |
| Beaufort Co.   | -            | -          | -                   | -            | -                   | -            | -            | -          | -            | -          | 22         | 20         |
| Blue Ridge   | -            | -          | -                   | -            | -                   | -            | -            | -          | -            | -          | 30         | 15         |
| Caldwell   | -            | -          | -                   | -            | -                   | -            | -            | -          | -            | -          | 24         | 40         |
| Cape Fear  | -            | -          | -                   | -            | -                   | -            | -            | -          | -            | -          | 49         | 24         |
| Carteret 2   | -            | -          | -                   | -            | -                   | -            | -            | -          | -            | -          | 13         | 25         |
| Catawba Valley   | -            | -          | -                   | -            | -                   | -            | -            | -          | -            | -          | 33         | 33         |
| Central Piedmont   | -            | -          | -                   | -            | -                   | -            | -            | -          | -            | -          | 136        | 114        |
| Cleveland  | -            | -          | -                   | -            | -                   | -            | -            | -          | -            | -          | 27         | 17         |
| Coastal Carolina   | -            | -          | -                   | -            | -                   | -            | -            | -          | -            | -          | 55         | 48         |
| C. of Albemarle  | -            | -          | -                   | -            | -                   | -            | -            | -          | -            | -          | 25         | 28         |
| Craven   | -            | -          | -                   | -            | -                   | -            | -            | -          | -            | -          | 28         | 34         |
| Davidson County  | -            | -          | -                   | -            | -                   | -            | -            | -          | -            | -          | 37         | 32         |
| Durham   | -            | -          | -                   | -            | -                   | -            | -            | -          | -            | -          | 40         | 56         |
| Edgecombe  | -            | -          | -                   | -            | -                   | -            | -            | -          | -            | -          | 19         | 54         |
| Fayetteville   | -            | -          | -                   | -            | -                   | -            | -            | -          | -            | -          | 95         | 95         |
| Forsyth  | -            | -          | -                   | -            | -                   | -            | -            | -          | -            | -          | 60         | 68         |
| Gaston   | -            | -          | -                   | -            | -                   | -            | -            | -          | -            | -          | 56         | 48         |
| Guilford   | -            | -          | -                   | -            | -                   | -            | -            | -          | -            | -          | 92         | 80         |
| Halifax  | -            | -          | -                   | -            | -                   | -            | -            | -          | -            | -          | 28         | 29         |
| Isothermal   | -            | -          | -                   | -            | -                   | -            | -            | -          | -            | -          | 26         | 24         |
| James Sprunt   | -            | -          | -                   | -            | -                   | -            | -            | -          | -            | -          | 21         | 26         |
| Lenoir   | -            | -          | -                   | -            | -                   | -            | -            | -          | -            | -          | 40         | 43         |
| Martin   | -            | -          | -                   | -            | -                   | -            | -            | -          | -            | -          | 25         | 22         |
| Mitchell   | -            | -          | -                   | -            | -                   | -            | -            | -          | -            | -          | 18         | 9          |
| Montgomery 2   | -            | -          | -                   | -            | -                   | -            | -            | -          | -            | -          | 26         | 50         |
| Nash   | -            | -          | -                   | -            | -                   | -            | -            | -          | -            | -          | 52         | 26         |
| Pitt   | -            | -          | -                   | -            | -                   | -            | -            | -          | -            | -          | 20         | 47         |
| Richmond   | -            | -          | -                   | -            | -                   | -            | -            | -          | -            | -          | 59         | 27         |
| Rockingham   | -            | -          | -                   | -            | -                   | -            | -            | -          | -            | -          | 52         | 50         |
| Rowan-Cabarrus   | -            | -          | -                   | -            | -                   | -            | -            | -          | -            | -          | 29         | 22         |
| Sandhills  | -            | -          | -                   | -            | -                   | -            | -            | -          | -            | -          | 32         | 35         |
| <b>COMMUNITY COLLEGES TOTAL</b>                            | <b>2,314</b> | <b>306</b> | <b>2,620</b>        | <b>1,677</b> | <b>645</b>          | <b>2,322</b> | <b>1,183</b> | <b>816</b> | <b>1,999</b> | <b>104</b> | <b>461</b> | <b>993</b> |
| <b>UNC TOTAL</b>   | <b>2,314</b> | <b>306</b> | <b>2,620</b>        | <b>1,677</b> | <b>645</b>          | <b>2,322</b> | <b>1,183</b> | <b>816</b> | <b>1,999</b> | <b>104</b> | <b>461</b> | <b>993</b> |
| <b>COMMUNITY COLLEGES TOTAL</b>                            |              |            |                     |              |                     |              |              |            |              |            |            |            |
| Asheville-Buncombe   | -            | -          | -                   | -            | -                   | -            | -            | -          | -            | -          | 51         | 43         |
| Beaufort Co.   | -            | -          | -                   | -            | -                   | -            | -            | -          | -            | -          | 22         | 20         |
| Blue Ridge   | -            | -          | -                   | -            | -                   | -            | -            | -          | -            | -          | 30         | 15         |
| Caldwell   | -            | -          | -                   | -            | -                   | -            | -            | -          | -            | -          | 24         | 40         |
| Cape Fear  | -            | -          | -                   | -            | -                   | -            | -            | -          | -            | -          | 49         | 24         |
| Carteret 2   | -            | -          | -                   | -            | -                   | -            | -            | -          | -            | -          | 13         | 25         |
| Catawba Valley   | -            | -          | -                   | -            | -                   | -            | -            | -          | -            | -          | 33         | 33         |
| Central Piedmont   | -            | -          | -                   | -            | -                   | -            | -            | -          | -            | -          | 136        | 114        |
| Cleveland  | -            | -          | -                   | -            | -                   | -            | -            | -          | -            | -          | 27         | 17         |
| Coastal Carolina   | -            | -          | -                   | -            | -                   | -            | -            | -          | -            | -          | 55         | 48         |
| C. of Albemarle  | -            | -          | -                   | -            | -                   | -            | -            | -          | -            | -          | 25         | 28         |
| Craven   | -            | -          | -                   | -            | -                   | -            | -            | -          | -            | -          | 28         | 34         |
| Davidson County  | -            |            |                     |              |                     |              |              |            |              |            |            |            |

TABLE 52. (CONT.) ACADEMIC RANK AND SEX OF FULL-TIME FACULTY IN NORTH CAROLINA COLLEGES AND UNIVERSITIES BY INSTITUTION, FALL 1992

| INSTITUTION   | PROFESSOR |       | ASSOCIATE PROFESSOR |       | ASSISTANT PROFESSOR |       | INSTRUCTOR |       | OTHER |       | TOTAL |       |       |       |       |       |       |        |
|---|-----------|-------|---------------------|-------|---------------------|-------|------------|-------|-------|-------|-------|-------|-------|-------|-------|-------|-------|--------|
|   | Men       | Women | Men                 | Women | Men                 | Women | Men        | Women | Men   | Women | Men   | Women |       |       |       |       |       |        |
| <b>COMMUNITY COLLEGES (with college transfer programs) (CONT.)</b>      |           |       |                     |       |                     |       |            |       |       |       |       |       |       |       |       |       |       |        |
| Southeastern  | -         | -     | -                   | -     | -                   | -     | -          | -     | 24    | 31    | 55    | 24    | 31    | 55    |       |       |       |        |
| Southwestern  | -         | -     | -                   | -     | -                   | -     | -          | -     | 23    | 22    | 45    | 23    | 22    | 45    |       |       |       |        |
| Stanly  | -         | -     | -                   | -     | -                   | -     | -          | -     | 19    | 31    | 50    | 19    | 31    | 50    |       |       |       |        |
| Surry   | -         | -     | -                   | -     | -                   | -     | -          | -     | 46    | 31    | 77    | 46    | 31    | 77    |       |       |       |        |
| Tri-County  | -         | -     | -                   | -     | -                   | -     | -          | -     | 13    | 11    | 24    | 13    | 11    | 24    |       |       |       |        |
| Vance-Granville   | -         | -     | -                   | -     | -                   | -     | -          | -     | 29    | 47    | 76    | 29    | 47    | 76    |       |       |       |        |
| Wake  | -         | -     | -                   | -     | -                   | -     | -          | -     | 90    | 109   | 199   | 90    | 109   | 199   |       |       |       |        |
| Wayne   | -         | -     | -                   | -     | -                   | -     | -          | -     | 46    | 40    | 86    | 46    | 40    | 86    |       |       |       |        |
| Western Piedmont  | -         | -     | -                   | -     | -                   | -     | -          | -     | 29    | 28    | 57    | 29    | 28    | 57    |       |       |       |        |
| Wilkes  | -         | -     | -                   | -     | -                   | -     | -          | -     | 32    | 32    | 64    | 32    | 32    | 64    |       |       |       |        |
| <b>COMM. COLLEGES TOTAL</b>   | -         | -     | -                   | -     | -                   | -     | -          | -     | 1,664 | 1,644 | 3,308 | 1,664 | 1,644 | 3,308 |       |       |       |        |
| <b>TECHNICAL COMMUNITY COLLEGES (without college transfer programs)</b> |           |       |                     |       |                     |       |            |       |       |       |       |       |       |       |       |       |       |        |
| Alamance  | -         | -     | -                   | -     | -                   | -     | -          | -     | 43    | 36    | 79    | 43    | 36    | 79    |       |       |       |        |
| Anson   | -         | -     | -                   | -     | -                   | -     | -          | -     | 24    | 9     | 33    | 24    | 9     | 33    |       |       |       |        |
| Bladen  | -         | -     | -                   | -     | -                   | -     | -          | -     | 11    | 12    | 23    | 11    | 12    | 23    |       |       |       |        |
| Brunswick   | -         | -     | -                   | -     | -                   | -     | -          | -     | 12    | 12    | 24    | 12    | 12    | 24    |       |       |       |        |
| Central Carolina  | -         | -     | -                   | -     | -                   | -     | -          | -     | 66    | 55    | 121   | 66    | 55    | 121   |       |       |       |        |
| Haywood   | -         | -     | -                   | -     | -                   | -     | -          | -     | 41    | 20    | 61    | 41    | 20    | 61    |       |       |       |        |
| Johnston  | -         | -     | -                   | -     | -                   | -     | -          | -     | 67    | 47    | 114   | 67    | 47    | 114   |       |       |       |        |
| Mayland   | -         | -     | -                   | -     | -                   | -     | -          | -     | 11    | 14    | 25    | 11    | 14    | 25    |       |       |       |        |
| McDowell  | -         | -     | -                   | -     | -                   | -     | -          | -     | 17    | 11    | 28    | 17    | 11    | 28    |       |       |       |        |
| Perdico   | -         | -     | -                   | -     | -                   | -     | -          | -     | 7     | 5     | 12    | 7     | 5     | 12    |       |       |       |        |
| Piedmont  | -         | -     | -                   | -     | -                   | -     | -          | -     | 29    | 23    | 52    | 29    | 23    | 52    |       |       |       |        |
| Randolph  | -         | -     | -                   | -     | -                   | -     | -          | -     | 29    | 23    | 52    | 29    | 23    | 52    |       |       |       |        |
| Roanoke-Chowan  | -         | -     | -                   | -     | -                   | -     | -          | -     | 15    | 23    | 38    | 15    | 23    | 38    |       |       |       |        |
| Robeson   | -         | -     | -                   | -     | -                   | -     | -          | -     | 21    | 36    | 57    | 21    | 36    | 57    |       |       |       |        |
| Sampson   | -         | -     | -                   | -     | -                   | -     | -          | -     | 19    | 28    | 47    | 19    | 28    | 47    |       |       |       |        |
| Wilson  | -         | -     | -                   | -     | -                   | -     | -          | -     | 19    | 20    | 39    | 19    | 20    | 39    |       |       |       |        |
| <b>TECHNICAL C. C. TOTAL</b>  | -         | -     | -                   | -     | -                   | -     | -          | -     | 424   | 366   | 790   | 424   | 366   | 790   |       |       |       |        |
| <b>PUBLIC TOTAL</b>   | 2,314     | 306   | 2,620               | 1,677 | 645                 | 2,322 | 1,183      | 816   | 1,999 | 104   | 100   | 204   | 2,549 | 2,542 | 5,091 | 7,827 | 4,409 | 12,236 |
| <b>PRIVATE INSTITUTIONS</b>   |           |       |                     |       |                     |       |            |       |       |       |       |       |       |       |       |       |       |        |
| <b>SENIOR COLLEGES &amp; UNIVERSITIES</b>                               |           |       |                     |       |                     |       |            |       |       |       |       |       |       |       |       |       |       |        |
| Barber-Scotia   | 8         | 1     | 9                   | 8     | 5                   | 13    | 14         | 14    | 2     | 16    | 5     | 7     | 12    | 15    | 35    | 15    | 50    |        |
| Barton  | 16        | 1     | 18                  | 11    | 14                  | 25    | 15         | 15    | 18    | 33    | -     | 2     | 2     | 39    | 42    | 39    | 81    |        |
| Belmont Abbey   | 7         | 1     | 8                   | 13    | 8                   | 21    | 12         | 12    | 7     | 19    | -     | 1     | 1     | 17    | 32    | 17    | 49    |        |
| Bennett   | 6         | 5     | 11                  | 8     | 5                   | 13    | 7          | 7     | 11    | 18    | 1     | 9     | 10    | 22    | 30    | 52    | 52    |        |
| Campbell  | 22        | 1     | 23                  | 21    | 11                  | 32    | 36         | 36    | 21    | 57    | 2     | 5     | 7     | 81    | 38    | 119   | 119   |        |
| Catawba   | 23        | 6     | 29                  | 7     | 5                   | 12    | 9          | 9     | 11    | 20    | -     | 2     | 2     | 39    | 24    | 63    | 63    |        |
| Chowan  | 7         | 1     | 8                   | 13    | 6                   | 19    | 12         | 12    | 7     | 19    | -     | 2     | 2     | 32    | 16    | 48    | 48    |        |
| Davidson  | 55        | 6     | 61                  | 28    | 9                   | 37    | 12         | 12    | 16    | 28    | -     | 1     | 1     | 95    | 32    | 127   | 127   |        |
| Duke 3  | 378       | 38    | 416                 | 148   | 49                  | 197   | 143        | 143   | 69    | 212   | 5     | 2     | 7     | 72?   | 176   | 898   | 898   |        |
| Elon  | 22        | 6     | 28                  | 25    | 10                  | 35    | 34         | 34    | 30    | 64    | 2     | 7     | 9     | 83    | 136   | 136   | 136   |        |
| Gardner-Webb  | 25        | 10    | 35                  | 7     | 4                   | 11    | 9          | 9     | 12    | 21    | 7     | 10    | 17    | 48    | 36    | 84    | 84    |        |
| Greensboro  | 10        | 1     | 11                  | 11    | 9                   | 18    | 7          | 7     | 4     | 11    | -     | 3     | 3     | 26    | 17    | 43    | 43    |        |
| Guilford  | 26        | 7     | 33                  | 14    | 9                   | 23    | 16         | 16    | 10    | 26    | 1     | 3     | 4     | 57    | 29    | 86    | 86    |        |
| High Point  | 13        | 2     | 15                  | 16    | 7                   | 23    | 19         | 19    | 11    | 30    | 8     | 8     | 11    | 59    | 31    | 90    | 90    |        |
| Johnson C. Smith  | 8         | 1     | 9                   | 19    | 5                   | 24    | 21         | 21    | 15    | 36    | 3     | 7     | 10    | 51    | 28    | 79    | 79    |        |
| Lees-McRae  | 1         | 2     | 3                   | 14    | 7                   | 21    | 9          | 9     | 9     | 18    | 1     | 1     | 1     | 26    | 18    | 44    | 44    |        |
| Lenoir-Rhyne  | 34        | 16    | 50                  | 18    | 5                   | 23    | 7          | 7     | 14    | 21    | -     | 1     | 1     | 59    | 36    | 95    | 95    |        |

173

TABLE 52. (CONT.) ACADEMIC RANK AND SEX OF FULL-TIME FACULTY IN NORTH CAROLINA COLLEGES AND UNIVERSITIES BY INSTITUTION, FALL 1992

| INSTITUTION                                       | PROFESSOR    |            | ASSOCIATE PROFESSOR |              | ASSISTANT PROFESSOR |              | INSTRUCTOR   |              | OTHER        |            | TOTAL      |            |              |              |               |              |               |
|---|--------------|------------|---------------------|--------------|---------------------|--------------|--------------|--------------|--------------|------------|------------|------------|--------------|--------------|---------------|--------------|---------------|
|   | MEN          | WOMEN      | MEN                 | WOMEN        | MEN                 | WOMEN        | MEN          | WOMEN        | MEN          | WOMEN      | MEN        | WOMEN      |              |              |               |              |               |
| <b>SENIOR COLLEGES &amp; UNIVERSITIES (CONT.)</b> |              |            |                     |              |                     |              |              |              |              |            |            |            |              |              |               |              |               |
| Livingstone                                       | 5            | 1          | 6                   | 4            | 10                  | 13           | 10           | 23           | 7            | 9          | 16         | -          | 29           | 26           | 55            |              |               |
| Mars Hill   | 28           | 8          | 36                  | 7            | 8                   | 15           | 9            | 15           | 4            | 8          | 12         | -          | 45           | 33           | 78            |              |               |
| Meredith  | 14           | 14         | 28                  | 17           | 14                  | 31           | 23           | 29           | 2            | 13         | 15         | -          | 39           | 64           | 103           |              |               |
| Methodist   | 14           | 5          | 19                  | 10           | 8                   | 18           | 7            | 22           | -            | 2          | -          | -          | 39           | 22           | 61            |              |               |
| Montreat-Anderson                                 | -            | -          | -                   | -            | -                   | -            | -            | -            | -            | -          | -          | 20         | 24           | 20           | 44            |              |               |
| Mount Olive                                       | -            | -          | -                   | -            | -                   | -            | -            | -            | -            | -          | 17         | 16         | 33           | 17           | 33            |              |               |
| N.C. Wesleyan                                     | 11           | 1          | 12                  | 8            | 2                   | 10           | 10           | 22           | -            | 3          | 3          | -          | 31           | 16           | 47            |              |               |
| Pfeiffer  | 12           | 5          | 17                  | 10           | 3                   | 13           | 5            | 15           | 1            | 1          | 2          | -          | 28           | 19           | 47            |              |               |
| Queens  | 9            | 5          | 14                  | 10           | 6                   | 16           | 13           | 29           | 1            | 7          | 8          | -          | 36           | 31           | 67            |              |               |
| St. Andrews                                       | 11           | 4          | 11                  | 10           | 4                   | 14           | 10           | 7            | 1            | 1          | -          | -          | 32           | 11           | 43            |              |               |
| St. Augustine's                                   | 7            | 4          | 11                  | 13           | 9                   | 22           | 18           | 27           | 15           | 14         | 29         | -          | 53           | 36           | 89            |              |               |
| Salem   | 7            | 3          | 10                  | 12           | 6                   | 18           | 7            | 14           | 1            | 3          | 4          | -          | 27           | 19           | 46            |              |               |
| Shaw  | 3            | 1          | 4                   | 13           | 4                   | 17           | 34           | 18           | 52           | 9          | 27         | -          | 68           | 32           | 100           |              |               |
| Wake Forest <sup>3</sup>                          | 119          | 15         | 134                 | 65           | 17                  | 82           | 50           | 37           | 87           | 6          | 15         | 6          | 246          | 80           | 326           |              |               |
| Warren Wilson                                     | -            | -          | -                   | -            | -                   | -            | -            | -            | -            | -          | 31         | 8          | 39           | 31           | 39            |              |               |
| Wingate   | 13           | 9          | 22                  | 15           | 6                   | 21           | 21           | 27           | 2            | 6          | 8          | -          | 51           | 27           | 78            |              |               |
| <b>SR COLL. &amp; UNIV. TOTAL</b>                 | <b>914</b>   | <b>177</b> | <b>1,091</b>        | <b>573</b>   | <b>261</b>          | <b>834</b>   | <b>595</b>   | <b>433</b>   | <b>1,028</b> | <b>85</b>  | <b>239</b> | <b>134</b> | <b>54</b>    | <b>188</b>   | <b>2,301</b>  | <b>1,079</b> | <b>3,380</b>  |
| <b>JUNIOR COLLEGES</b>                            |              |            |                     |              |                     |              |              |              |              |            |            |            |              |              |               |              |               |
| Brevard   | 9            | 2          | 11                  | 7            | 3                   | 10           | 8            | 3            | 11           | 7          | 9          | 16         | -            | 31           | 17            | 48           |               |
| Louisburg   | 8            | 4          | 12                  | 5            | 4                   | 9            | 6            | 4            | 10           | 3          | 2          | 5          | -            | 22           | 14            | 36           |               |
| Peace   | 3            | 7          | 10                  | 3            | 5                   | 8            | 1            | 7            | 8            | -          | -          | -          | 1            | 7            | 20            | 27           |               |
| Saint Mary's                                      | 2            | 2          | 4                   | 5            | 5                   | 10           | 1            | 9            | 10           | 1          | 4          | 5          | -            | 9            | 20            | 29           |               |
| <b>JUNIOR COLLEGES TOTAL</b>                      | <b>22</b>    | <b>15</b>  | <b>37</b>           | <b>20</b>    | <b>17</b>           | <b>37</b>    | <b>16</b>    | <b>23</b>    | <b>39</b>    | <b>11</b>  | <b>15</b>  | <b>26</b>  | <b>1</b>     | <b>69</b>    | <b>71</b>     | <b>140</b>   |               |
| <b>PRIVATE SR. &amp; JR. TOTAL</b>                | <b>936</b>   | <b>192</b> | <b>1,128</b>        | <b>593</b>   | <b>278</b>          | <b>871</b>   | <b>611</b>   | <b>456</b>   | <b>1,067</b> | <b>96</b>  | <b>169</b> | <b>134</b> | <b>55</b>    | <b>189</b>   | <b>2,370</b>  | <b>1,150</b> | <b>3,520</b>  |
| <b>THEOLOGICAL SEMINARY</b>                       |              |            |                     |              |                     |              |              |              |              |            |            |            |              |              |               |              |               |
| Southeastern Seminary                             | 18           | -          | 18                  | 2            | -                   | 2            | 4            | -            | 4            | -          | -          | -          | -            | 24           | -             | 24           |               |
| <b>BIBLE COLLEGES</b>                             |              |            |                     |              |                     |              |              |              |              |            |            |            |              |              |               |              |               |
| East Coast  | 2            | -          | 2                   | -            | -                   | -            | 2            | 3            | 5            | -          | 2          | 2          | -            | 4            | 5             | 9            |               |
| Heritage  | -            | -          | -                   | -            | -                   | -            | -            | -            | -            | -          | -          | -          | 1            | 1            | -             | 1            |               |
| John Wesley                                       | 2            | -          | 2                   | 1            | -                   | 1            | 2            | -            | 2            | -          | -          | -          | -            | 5            | -             | 5            |               |
| Piedmont  | -            | -          | -                   | -            | -                   | -            | -            | -            | -            | -          | -          | 9          | 8            | 17           | 9             | 17           |               |
| Roanoke   | 2            | 1          | 3                   | 1            | -                   | 1            | 3            | -            | 3            | -          | 1          | 1          | -            | 6            | 2             | 8            |               |
| Winston-Salem                                     | 1            | -          | 1                   | 1            | -                   | 1            | 1            | -            | 1            | -          | -          | -          | -            | 3            | -             | 3            |               |
| <b>BIBLE COLLEGES TOTAL</b>                       | <b>7</b>     | <b>1</b>   | <b>8</b>            | <b>3</b>     | <b>-</b>            | <b>3</b>     | <b>8</b>     | <b>3</b>     | <b>11</b>    | <b>-</b>   | <b>3</b>   | <b>10</b>  | <b>8</b>     | <b>18</b>    | <b>28</b>     | <b>15</b>    | <b>43</b>     |
| <b>PRIVATE TOTAL</b>                              | <b>961</b>   | <b>193</b> | <b>1,154</b>        | <b>598</b>   | <b>278</b>          | <b>876</b>   | <b>623</b>   | <b>459</b>   | <b>1,082</b> | <b>96</b>  | <b>172</b> | <b>268</b> | <b>63</b>    | <b>207</b>   | <b>2,922</b>  | <b>1,165</b> | <b>3,587</b>  |
| <b>GRAND TOTAL</b>                                | <b>3,275</b> | <b>499</b> | <b>3,774</b>        | <b>2,275</b> | <b>923</b>          | <b>3,198</b> | <b>1,806</b> | <b>1,275</b> | <b>3,081</b> | <b>200</b> | <b>272</b> | <b>472</b> | <b>2,693</b> | <b>5,298</b> | <b>10,249</b> | <b>5,574</b> | <b>15,823</b> |

NOTE: The University of North Carolina figures exclude Non-Resident Aliens.  
 The "Other" category includes faculty who have no academic rank.

Source: University of North Carolina - Office for Civil Rights Data; all other institutions - NCHED A-5, Fall 1992.

- <sup>1</sup> Includes medical and veterinary medical school faculty.
- <sup>2</sup> College transfer coursework is offered under a contract with another institution.
- <sup>3</sup> Excludes medical school faculty.

TABLE 53.

HIGHEST EARNED DEGREE HELD BY FULL-TIME FACULTY IN NORTH CAROLINA COLLEGES  
AND UNIVERSITIES BY INSTITUTION AND ACADEMIC RANK, FALL 1992

| INSTITUTION AND<br>ACADEMIC RANK    | WITH BACHELOR'S<br>DEGREE OR LOWER |                     | WITH MASTER'S<br>DEGREE |                     | WITH DOCTOR'S OR FIRST<br>PROFESSIONAL DEGREE |                     | TOTAL  |         |
|-------------------------------------|------------------------------------|---------------------|-------------------------|---------------------|---|---------------------|--------|---------|
|                                     | Number                             | Percent of<br>Total | Number                  | Percent of<br>Total | Number  | Percent of<br>Total | Number | Percent |
| <b>PUBLIC INSTITUTIONS</b>          |                                    |                     |                         |                     |   |                     |        |         |
| <b>UNIVERSITY OF NORTH CAROLINA</b> |                                    |                     |                         |                     |   |                     |        |         |
| <b>Appalachian</b>                  |                                    |                     |                         |                     |   |                     |        |         |
| Professor                           | -                                  | -%                  | 11                      | 4.3%                | 246   | 95.7%               | 257    | 100.0%  |
| Associate Professor                 | 1                                  | 0.9                 | 9                       | 8.4                 | 97  | 90.7                | 107    | 100.0   |
| Assistant Professor                 | 1                                  | 0.8                 | 27                      | 22.5                | 92  | 76.7                | 120    | 100.0   |
| Instructor                          | -                                  | -                   | 13                      | 100.0               | -   | -                   | 13     | 100.0   |
| Other                               | 3                                  | 17.6                | 11                      | 64.7                | 3   | 17.7                | 17     | 100.0   |
| Total                               | 5                                  | 1.0                 | 71                      | 13.8                | 438   | 85.2                | 514    | 100.0   |
| <b>East Carolina<sup>1</sup></b>    |                                    |                     |                         |                     |   |                     |        |         |
| Professor                           | -                                  | -                   | 18                      | 6.7                 | 249   | 93.3                | 267    | 100.0   |
| Associate Professor                 | -                                  | -                   | 38                      | 12.9                | 257   | 87.1                | 295    | 100.0   |
| Assistant Professor                 | 4                                  | 1.2                 | 72                      | 22.0                | 252   | 76.8                | 328    | 100.0   |
| Instructor                          | 1                                  | 9.1                 | 5                       | 45.4                | 5   | 45.5                | 11     | 100.0   |
| Other                               | 23                                 | 11.3                | 116                     | 57.2                | 64  | 31.5                | 203    | 100.0   |
| Total                               | 28                                 | 2.5                 | 249                     | 22.6                | 827   | 74.9                | 1,104  | 100.0   |
| <b>Elizabeth City</b>               |                                    |                     |                         |                     |   |                     |        |         |
| Professor                           | -                                  | -                   | 2                       | 6.3                 | 30  | 93.7                | 32     | 100.0   |
| Associate Professor                 | 1                                  | 3.3                 | 2                       | 6.7                 | 27  | 90.0                | 30     | 100.0   |
| Assistant Professor                 | -                                  | -                   | 5                       | 31.2                | 11  | 68.8                | 16     | 100.0   |
| Instructor                          | -                                  | -                   | 1                       | 100.0               | -   | -                   | 1      | 100.0   |
| Other                               | -                                  | -                   | 14                      | 70.0                | 6   | 30.0                | 20     | 100.0   |
| Total                               | 1                                  | 1.0                 | 24                      | 24.2                | 74  | 74.8                | 99     | 100.0   |
| <b>Fayetteville</b>                 |                                    |                     |                         |                     |   |                     |        |         |
| Professor                           | -                                  | -                   | -                       | -                   | 24  | 100.0               | 24     | 100.0   |
| Associate Professor                 | -                                  | -                   | 3                       | 4.5                 | 63  | 95.5                | 66     | 100.0   |
| Assistant Professor                 | -                                  | -                   | 7                       | 14.3                | 42  | 85.7                | 49     | 100.0   |
| Instructor                          | -                                  | -                   | 1                       | 100.0               | -   | -                   | 1      | 100.0   |
| Other                               | 3                                  | 7.3                 | 30                      | 73.2                | 8   | 19.5                | 41     | 100.0   |
| Total                               | 3                                  | 1.7                 | 41                      | 22.6                | 137   | 75.7                | 181    | 100.0   |
| <b>M.C. A and T</b>                 |                                    |                     |                         |                     |   |                     |        |         |
| Professor                           | -                                  | -                   | 1                       | 1.6                 | 62  | 98.4                | 63     | 100.0   |
| Associate Professor                 | -                                  | -                   | 13                      | 12.0                | 95  | 88.0                | 108    | 100.0   |
| Assistant Professor                 | -                                  | -                   | 33                      | 35.1                | 61  | 64.9                | 94     | 100.0   |
| Instructor                          | 4                                  | 16.0                | 20                      | 80.0                | 1   | 4.0                 | 25     | 100.0   |
| Other                               | 3                                  | 7.3                 | 24                      | 58.5                | 14  | 34.2                | 41     | 100.0   |
| Total                               | 7                                  | 2.1                 | 91                      | 27.5                | 233   | 70.4                | 331    | 100.0   |
| <b>M.C. Central</b>                 |                                    |                     |                         |                     |   |                     |        |         |
| Professor                           | -                                  | -                   | 5                       | 8.5                 | 54  | 91.5                | 59     | 100.0   |
| Associate Professor                 | -                                  | -                   | 7                       | 8.8                 | 73  | 91.2                | 80     | 100.0   |
| Assistant Professor                 | 1                                  | 1.4                 | 28                      | 39.4                | 42  | 59.2                | 71     | 100.0   |
| Instructor                          | -                                  | -                   | 11                      | 100.0               | -   | -                   | 11     | 100.0   |
| Other                               | 4                                  | 10.0                | 25                      | 62.5                | 11  | 27.5                | 40     | 100.0   |
| Total                               | 5                                  | 1.9                 | 76                      | 29.1                | 180   | 69.0                | 261    | 100.0   |
| <b>M.C. School of the Arts</b>      |                                    |                     |                         |                     |   |                     |        |         |
| Instructor                          | 34                                 | 38.6                | 46                      | 52.3                | 8   | 9.1                 | 88     | 100.0   |
| Other                               | -                                  | -                   | 1                       | 100.0               | -   | -                   | 1      | 100.0   |
| Total                               | 34                                 | 38.2                | 47                      | 52.8                | 8   | 9.0                 | 89     | 100.0   |
| <b>M.C. State<sup>1</sup></b>       |                                    |                     |                         |                     |   |                     |        |         |
| Professor                           | 4                                  | 0.7                 | 14                      | 2.3                 | 592   | 97.0                | 610    | 100.0   |
| Associate Professor                 | 2                                  | 0.5                 | 31                      | 6.9                 | 414   | 92.6                | 447    | 100.0   |
| Assistant Professor                 | 1                                  | 0.4                 | 26                      | 10.0                | 234   | 89.6                | 261    | 100.0   |
| Instructor                          | 1                                  | 10.0                | 8                       | 80.0                | 1   | 10.0                | 10     | 100.0   |
| Other                               | 15                                 | 15.8                | 59                      | 62.1                | 21  | 22.1                | 95     | 100.0   |
| Total                               | 23                                 | 1.6                 | 138                     | 9.7                 | 1,262   | 88.7                | 1,423  | 100.0   |
| <b>Pembroke</b>                     |                                    |                     |                         |                     |   |                     |        |         |
| Professor                           | -                                  | -                   | 1                       | 1.9                 | 52  | 98.1                | 53     | 100.0   |
| Associate Professor                 | -                                  | -                   | 4                       | 13.8                | 25  | 86.2                | 29     | 100.0   |
| Assistant Professor                 | 1                                  | 2.8                 | 6                       | 16.7                | 29  | 80.5                | 36     | 100.0   |
| Instructor                          | -                                  | -                   | 1                       | 100.0               | -   | -                   | 1      | 100.0   |
| Other                               | -                                  | -                   | 22                      | 81.5                | 5   | 18.5                | 27     | 100.0   |
| Total                               | 1                                  | 0.7                 | 34                      | 23.3                | 111   | 76.0                | 146    | 100.0   |
| <b>UNC-Asheville</b>                |                                    |                     |                         |                     |   |                     |        |         |
| Professor                           | -                                  | -                   | 2                       | 5.4                 | 35  | 94.6                | 37     | 100.0   |
| Associate Professor                 | -                                  | -                   | 4                       | 10.3                | 35  | 89.7                | 39     | 100.0   |
| Assistant Professor                 | -                                  | -                   | 7                       | 15.9                | 37  | 84.1                | 44     | 100.0   |
| Instructor                          | -                                  | -                   | 2                       | 100.0               | -   | -                   | 2      | 100.0   |
| Other                               | 1                                  | 4.8                 | 15                      | 71.4                | 5   | 23.8                | 21     | 100.0   |
| Total                               | 1                                  | 0.7                 | 30                      | 21.0                | 112   | 78.3                | 143    | 100.0   |
| <b>UNC-Chapel Hill<sup>1</sup></b>  |                                    |                     |                         |                     |   |                     |        |         |
| Professor                           | 3                                  | 0.4                 | 15                      | 2.0                 | 717   | 97.6                | 735    | 100.0   |
| Associate Professor                 | 2                                  | 0.4                 | 48                      | 9.6                 | 449   | 90.0                | 499    | 100.0   |
| Assistant Professor                 | -                                  | -                   | 36                      | 8.8                 | 373   | 91.2                | 409    | 100.0   |
| Instructor                          | 3                                  | 9.7                 | 16                      | 51.6                | 12  | 38.7                | 31     | 100.0   |
| Other                               | 16                                 | 7.5                 | 71                      | 33.5                | 125   | 59.0                | 212    | 100.0   |
| Total                               | 24                                 | 1.3                 | 186                     | 9.8                 | 1,676   | 88.9                | 1,886  | 100.0   |



TABLE 53. (Cont.) HIGHEST EARNED DEGREE HELD BY FULL-TIME FACULTY IN NORTH CAROLINA COLLEGES AND UNIVERSITIES BY INSTITUTION AND ACADEMIC RANK, FALL 1992

| INSTITUTION AND ACADEMIC RANK                              | WITH BACHELOR'S DEGREE OR LOWER |                  | WITH MASTER'S DEGREE |                  | WITH DOCTOR'S OR FIRST PROFESSIONAL DEGREE |                  | TOTAL  |         |
|--|---------------------------------|------------------|----------------------|------------------|--|------------------|--------|---------|
|  | Number                          | Percent of Total | Number               | Percent of Total | Number                                     | Percent of Total | Number | Percent |
| <b>UNIVERSITY OF NORTH CAROLINA (Cont.)</b>                |                                 |                  |                      |                  |  |                  |        |         |
| <b>UNC-Charlotte</b>                                       |                                 |                  |                      |                  |  |                  |        |         |
| Professor  | -                               | -%               | 8                    | 6.12             | 123  | 93.92            | 131    | 100.02  |
| Associate Professor  | 2                               | 1.1              | 31                   | 16.9             | 150  | 82.0             | 183    | 100.0   |
| Assistant Professor  | 1                               | 0.5              | 26                   | 13.3             | 169  | 86.2             | 196    | 100.0   |
| Other  | 6                               | 6.4              | 61                   | 64.9             | 27   | 28.7             | 94     | 100.0   |
| Total  | 9                               | 1.5              | 126                  | 20.9             | 469  | 77.6             | 604    | 100.0   |
| <b>UNC-Greensboro</b>                                      |                                 |                  |                      |                  |  |                  |        |         |
| Professor  | 2                               | 1.3              | 4                    | 2.7              | 144  | 96.0             | 150    | 100.0   |
| Associate Professor  | 2                               | 1.1              | 18                   | 10.3             | 155  | 86.6             | 175    | 100.0   |
| Assistant Professor  | 1                               | 0.7              | 14                   | 10.2             | 122  | 89.1             | 137    | 100.0   |
| Other  | 6                               | 5.2              | 78                   | 67.2             | 32   | 27.6             | 116    | 100.0   |
| Total  | 11                              | 1.9              | 114                  | 19.7             | 453  | 78.4             | 578    | 100.0   |
| <b>UNC-Wilmington</b>                                      |                                 |                  |                      |                  |  |                  |        |         |
| Professor  | -                               | -                | 1                    | 1.1              | 94   | 98.9             | 95     | 100.0   |
| Associate Professor  | -                               | -                | 5                    | 4.9              | 97   | 95.1             | 102    | 100.0   |
| Assistant Professor  | -                               | -                | 23                   | 19.5             | 95   | 80.5             | 118    | 100.0   |
| Other  | 4                               | 12.9             | 26                   | 83.9             | 1  | 3.2              | 31     | 100.0   |
| Total  | 4                               | 1.2              | 55                   | 15.9             | 287  | 82.9             | 346    | 100.0   |
| <b>Western Carolina</b>                                    |                                 |                  |                      |                  |  |                  |        |         |
| Professor  | -                               | -                | 2                    | 2.9              | 68   | 97.1             | 70     | 100.0   |
| Associate Professor  | 2                               | 1.8              | 28                   | 24.8             | 83   | 73.4             | 113    | 100.0   |
| Assistant Professor  | -                               | -                | 36                   | 39.1             | 56   | 60.9             | 92     | 100.0   |
| Instructor   | 2                               | 66.7             | 1                    | 33.3             | -  | -                | 3      | 100.0   |
| Other  | 2                               | 20.0             | 8                    | 80.0             | -  | -                | 10     | 100.0   |
| Total  | 6                               | 2.1              | 75                   | 26.0             | 207  | 71.9             | 288    | 100.0   |
| <b>Winston-Salem</b>                                       |                                 |                  |                      |                  |  |                  |        |         |
| Professor  | -                               | -                | 2                    | 5.4              | 35   | 94.6             | 37     | 100.0   |
| Associate Professor  | -                               | -                | 5                    | 10.2             | 44   | 89.8             | 49     | 100.0   |
| Assistant Professor  | 1                               | 3.6              | 14                   | 50.0             | 13   | 46.4             | 28     | 100.0   |
| Instructor   | -                               | -                | 6                    | 85.7             | 1  | 14.3             | 7      | 100.0   |
| Other  | 1                               | 4.2              | 19                   | 79.1             | 4  | 16.7             | 24     | 100.0   |
| Total  | 2                               | 1.4              | 46                   | 31.7             | 97   | 66.9             | 145    | 100.0   |
| <b>UNC TOTAL</b>   |                                 |                  |                      |                  |  |                  |        |         |
| Professor  | 9                               | 0.3              | 86                   | 3.3              | 2,525                                      | 96.4             | 2,620  | 100.0   |
| Associate Professor  | 12                              | 0.5              | 246                  | 10.6             | 2,064                                      | 88.9             | 2,322  | 100.0   |
| Assistant Professor  | 11                              | 0.6              | 360                  | 18.0             | 1,628                                      | 81.4             | 1,999  | 100.0   |
| Instructor   | 45                              | 22.1             | 131                  | 64.2             | 28   | 13.7             | 204    | 100.0   |
| Other  | 87                              | 8.8              | 580                  | 58.4             | 326  | 32.8             | 993    | 100.0   |
| Total  | 164                             | 2.0              | 1,403                | 17.2             | 6,571                                      | 80.8             | 8,138  | 100.0   |
| <b>COMMUNITY COLLEGES (with college transfer programs)</b> |                                 |                  |                      |                  |  |                  |        |         |
| <b>Asheville-Buncombe</b>                                  |                                 |                  |                      |                  |  |                  |        |         |
| Other  | 40                              | 42.6             | 49                   | 52.1             | 5  | 5.3              | 94     | 100.0   |
| Total  | 40                              | 42.6             | 49                   | 52.1             | 5  | 5.3              | 94     | 100.0   |
| <b>Beaufort Co.</b>  |                                 |                  |                      |                  |  |                  |        |         |
| Other  | 16                              | 38.1             | 24                   | 57.1             | 2  | 4.8              | 42     | 100.0   |
| Total  | 16                              | 38.1             | 24                   | 57.1             | 2  | 4.8              | 42     | 100.0   |
| <b>Blue Ridge</b>  |                                 |                  |                      |                  |  |                  |        |         |
| Other  | 15                              | 33.3             | 27                   | 60.0             | 3  | 6.7              | 45     | 100.0   |
| Total  | 15                              | 33.3             | 27                   | 60.0             | 3  | 6.7              | 45     | 100.0   |
| <b>Caldwell</b>  |                                 |                  |                      |                  |  |                  |        |         |
| Other  | 22                              | 34.4             | 36                   | 56.2             | 6  | 9.4              | 64     | 100.0   |
| Total  | 22                              | 34.4             | 36                   | 56.2             | 6  | 9.4              | 64     | 100.0   |
| <b>Cape Fear</b>   |                                 |                  |                      |                  |  |                  |        |         |
| Other  | 32                              | 43.8             | 39                   | 53.4             | 2  | 2.8              | 73     | 100.0   |
| Total  | 32                              | 43.8             | 39                   | 53.4             | 2  | 2.8              | 73     | 100.0   |
| <b>Carteret<sup>2</sup></b>                                |                                 |                  |                      |                  |  |                  |        |         |
| Other  | 15                              | 39.5             | 21                   | 55.3             | 2  | 5.2              | 38     | 100.0   |
| Total  | 15                              | 39.5             | 21                   | 55.3             | 2  | 5.2              | 38     | 100.0   |
| <b>Catawba Valley</b>                                      |                                 |                  |                      |                  |  |                  |        |         |
| Other  | 43                              | 45.3             | 48                   | 50.5             | 4  | 4.2              | 95     | 100.0   |
| Total  | 43                              | 45.3             | 48                   | 50.5             | 4  | 4.2              | 95     | 100.0   |
| <b>Central Piedmont</b>                                    |                                 |                  |                      |                  |  |                  |        |         |
| Other  | 79                              | 31.6             | 142                  | 56.8             | 29   | 11.6             | 250    | 100.0   |
| Total  | 79                              | 31.6             | 142                  | 56.8             | 29   | 11.6             | 250    | 100.0   |
| <b>Cleveland</b>   |                                 |                  |                      |                  |  |                  |        |         |
| Other  | 19                              | 43.2             | 23                   | 52.3             | 2  | 4.5              | 44     | 100.0   |
| Total  | 19                              | 43.2             | 23                   | 52.3             | 2  | 4.5              | 44     | 100.0   |

TABLE 53. (Cont.) HIGHEST EARNED DEGREE HELD BY FULL-TIME FACULTY IN NORTH CAROLINA COLLEGES AND UNIVERSITIES BY INSTITUTION AND ACADEMIC RANK, FALL 1992

| INSTITUTION AND ACADEMIC RANK                                      | WITH BACHELOR'S DEGREE OR LOWER |                  | WITH MASTER'S DEGREE |                  | WITH DOCTOR'S OR FIRST PROFESSIONAL DEGREE |                  | TOTAL  |         |
|--|---------------------------------|------------------|----------------------|------------------|--|------------------|--------|---------|
|  | Number                          | Percent of Total | Number               | Percent of Total | Number                                     | Percent of Total | Number | Percent |
| <b>COMMUNITY COLLEGES (with college transfer programs) (Cont.)</b> |                                 |                  |                      |                  |  |                  |        |         |
| Coastal Carolina   |                                 |                  |                      |                  |  |                  |        |         |
| Other  | 32                              | 31.1%            | 62                   | 60.2%            | 9  | 8.7%             | 103    | 100.0%  |
| Total  | 32                              | 31.1             | 62                   | 60.2             | 9  | 8.7              | 103    | 100.0   |
| C. of Albemarle  |                                 |                  |                      |                  |  |                  |        |         |
| Other  | 13                              | 24.5             | 37                   | 69.8             | 3  | 5.7              | 53     | 100.0   |
| Total  | 13                              | 24.5             | 37                   | 69.8             | 3  | 5.7              | 53     | 100.0   |
| Craven   |                                 |                  |                      |                  |  |                  |        |         |
| Other  | 3                               | 50.0             | 28                   | 45.2             | 3  | 4.8              | 62     | 100.0   |
| Total  | 3                               | 50.0             | 28                   | 45.2             | 3  | 4.8              | 62     | 100.0   |
| Davidson County  |                                 |                  |                      |                  |  |                  |        |         |
| Other  | 13                              | 18.9             | 39                   | 56.5             | 17   | 24.6             | 69     | 100.0   |
| Total  | 13                              | 18.9             | 39                   | 56.5             | 17   | 24.6             | 69     | 100.0   |
| Durham   |                                 |                  |                      |                  |  |                  |        |         |
| Other  | 32                              | 33.4             | 54                   | 56.2             | 10   | 10.4             | 96     | 100.0   |
| Total  | 32                              | 33.4             | 54                   | 56.2             | 10   | 10.4             | 96     | 100.0   |
| Edgecombe  |                                 |                  |                      |                  |  |                  |        |         |
| Other  | 45                              | 61.6             | 28                   | 38.4             | -  | -                | 73     | 100.0   |
| Total  | 45                              | 61.6             | 28                   | 38.4             | -  | -                | 73     | 100.0   |
| Fayetteville   |                                 |                  |                      |                  |  |                  |        |         |
| Other  | 74                              | 39.0             | 107                  | 56.3             | 9  | 4.7              | 190    | 100.0   |
| Total  | 74                              | 39.0             | 107                  | 56.3             | 9  | 4.7              | 190    | 100.0   |
| Forsyth  |                                 |                  |                      |                  |  |                  |        |         |
| Other  | 56                              | 43.7             | 67                   | 52.4             | 5  | 3.9              | 128    | 100.0   |
| Total  | 56                              | 43.7             | 67                   | 52.4             | 5  | 3.9              | 128    | 100.0   |
| Gaston   |                                 |                  |                      |                  |  |                  |        |         |
| Other  | 34                              | 32.7             | 56                   | 53.8             | 14   | 13.5             | 104    | 100.0   |
| Total  | 34                              | 32.7             | 56                   | 53.8             | 14   | 13.5             | 104    | 100.0   |
| Guilford   |                                 |                  |                      |                  |  |                  |        |         |
| Other  | 64                              | 37.2             | 98                   | 57.0             | 10   | 5.8              | 172    | 100.0   |
| Total  | 64                              | 37.2             | 98                   | 57.0             | 10   | 5.8              | 172    | 100.0   |
| Halifax  |                                 |                  |                      |                  |  |                  |        |         |
| Other  | 21                              | 36.9             | 32                   | 56.1             | 4  | 7.0              | 57     | 100.0   |
| Total  | 21                              | 36.9             | 32                   | 56.1             | 4  | 7.0              | 57     | 100.0   |
| Isothermal   |                                 |                  |                      |                  |  |                  |        |         |
| Other  | 20                              | 40.0             | 30                   | 60.0             | -  | -                | 50     | 100.0   |
| Total  | 20                              | 40.0             | 30                   | 60.0             | -  | -                | 50     | 100.0   |
| James Sprunt   |                                 |                  |                      |                  |  |                  |        |         |
| Other  | 29                              | 61.7             | 17                   | 36.2             | 1  | 2.1              | 47     | 100.0   |
| Total  | 29                              | 61.7             | 17                   | 36.2             | 1  | 2.1              | 47     | 100.0   |
| Lenoir   |                                 |                  |                      |                  |  |                  |        |         |
| Other  | 35                              | 42.2             | 45                   | 54.2             | 3  | 3.6              | 83     | 100.0   |
| Total  | 35                              | 42.2             | 45                   | 54.2             | 3  | 3.6              | 83     | 100.0   |
| Martin   |                                 |                  |                      |                  |  |                  |        |         |
| Other  | 15                              | 57.7             | 11                   | 42.3             | -  | -                | 26     | 100.0   |
| Total  | 15                              | 57.7             | 11                   | 42.3             | -  | -                | 26     | 100.0   |
| Mitchell   |                                 |                  |                      |                  |  |                  |        |         |
| Other  | 12                              | 25.5             | 35                   | 74.5             | -  | -                | 47     | 100.0   |
| Total  | 12                              | 25.5             | 35                   | 74.5             | -  | -                | 47     | 100.0   |
| Montgomery <sup>2</sup>  |                                 |                  |                      |                  |  |                  |        |         |
| Other  | 19                              | 70.4             | 7                    | 25.9             | 1  | 3.7              | 27     | 100.0   |
| Total  | 19                              | 70.4             | 7                    | 25.9             | 1  | 3.7              | 27     | 100.0   |
| Nesh   |                                 |                  |                      |                  |  |                  |        |         |
| Other  | 20                              | 40.0             | 24                   | 48.0             | 6  | 12.0             | 50     | 100.0   |
| Total  | 20                              | 40.0             | 24                   | 48.0             | 6  | 12.0             | 50     | 100.0   |
| Pitt   |                                 |                  |                      |                  |  |                  |        |         |
| Other  | 48                              | 43.2             | 60                   | 54.1             | 3  | 2.7              | 111    | 100.0   |
| Total  | 48                              | 43.2             | 60                   | 54.1             | 3  | 2.7              | 111    | 100.0   |
| Richmond   |                                 |                  |                      |                  |  |                  |        |         |
| Other  | 16                              | 38.1             | 25                   | 59.5             | 1  | 2.4              | 42     | 100.0   |
| Total  | 16                              | 38.1             | 25                   | 59.5             | 1  | 2.4              | 42     | 100.0   |
| Rockingham   |                                 |                  |                      |                  |  |                  |        |         |
| Other  | 16                              | 30.8             | 32                   | 61.5             | 4  | 7.7              | 52     | 100.0   |
| Total  | 16                              | 30.8             | 32                   | 61.5             | 4  | 7.7              | 52     | 100.0   |

TABLE 53. (Cont.) HIGHEST EARNED DEGREE HELD BY FULL-TIME FACULTY IN NORTH CAROLINA COLLEGES AND UNIVERSITIES BY INSTITUTION AND ACADEMIC RANK, FALL 1992

| INSTITUTION AND ACADEMIC RANK   | WITH BACHELOR'S DEGREE OR LOWER |                  | WITH MASTER'S DEGREE |                  | WITH DOCTOR'S OR FIRST PROFESSIONAL DEGREE |                  | TOTAL  |         |
|---|---------------------------------|------------------|----------------------|------------------|--|------------------|--------|---------|
|   | Number                          | Percent of Total | Number               | Percent of Total | Number                                     | Percent of Total | Number | Percent |
| <b>COMMUNITY COLLEGES (with college transfer programs) (Cont.)</b>      |                                 |                  |                      |                  |  |                  |        |         |
| Rowan-Cabarrus  |                                 |                  |                      |                  |  |                  |        |         |
| Other   | 23                              | 34.3%            | 41                   | 61.2%            | 3  | 4.5%             | 67     | 100.0%  |
| Total   | 23                              | 34.3             | 41                   | 61.2             | 3  | 4.5              | 67     | 100.0   |
| Sandhills   |                                 |                  |                      |                  |  |                  |        |         |
| Other   | 51                              | 42.1             | 63                   | 52.1             | 7  | 5.8              | 121    | 100.0   |
| Total   | 51                              | 42.1             | 63                   | 52.1             | 7  | 5.8              | 121    | 100.0   |
| Southeastern  |                                 |                  |                      |                  |  |                  |        |         |
| Other   | 27                              | 47.1             | 26                   | 47.3             | 2  | 3.6              | 55     | 100.0   |
| Total   | 27                              | 49.1             | 26                   | 47.3             | 2  | 3.6              | 55     | 100.0   |
| Southwestern  |                                 |                  |                      |                  |  |                  |        |         |
| Other   | 20                              | 44.4             | 22                   | 48.9             | 3  | 6.7              | 45     | 100.0   |
| Total   | 20                              | 44.4             | 22                   | 48.9             | 3  | 6.7              | 45     | 100.0   |
| Stanly  |                                 |                  |                      |                  |  |                  |        |         |
| Other   | 27                              | 54.0             | 22                   | 44.0             | 1  | 2.0              | 50     | 100.0   |
| Total   | 27                              | 54.0             | 22                   | 44.0             | 1  | 2.0              | 50     | 100.0   |
| Surry   |                                 |                  |                      |                  |  |                  |        |         |
| Other   | 30                              | 39.0             | 37                   | 48.0             | 10   | 13.0             | 77     | 100.0   |
| Total   | 30                              | 39.0             | 37                   | 48.0             | 10   | 13.0             | 77     | 100.0   |
| Tri-County  |                                 |                  |                      |                  |  |                  |        |         |
| Other   | 12                              | 50.0             | 10                   | 41.7             | 2  | 8.3              | 24     | 100.0   |
| Total   | 12                              | 50.0             | 10                   | 41.7             | 2  | 8.3              | 24     | 100.0   |
| Vance-Granville   |                                 |                  |                      |                  |  |                  |        |         |
| Other   | 34                              | 44.8             | 40                   | 52.6             | 2  | 2.6              | 76     | 100.0   |
| Total   | 34                              | 44.8             | 40                   | 52.6             | 2  | 2.6              | 76     | 100.0   |
| Wake  |                                 |                  |                      |                  |  |                  |        |         |
| Other   | 96                              | 48.3             | 96                   | 48.2             | 7  | 3.5              | 199    | 100.0   |
| Total   | 96                              | 48.3             | 96                   | 48.2             | 7  | 3.5              | 199    | 100.0   |
| Wayne   |                                 |                  |                      |                  |  |                  |        |         |
| Other   | 34                              | 39.5             | 48                   | 55.8             | 4  | 4.7              | 86     | 100.0   |
| Total   | 34                              | 39.5             | 48                   | 55.8             | 4  | 4.7              | 86     | 100.0   |
| Western Piedmont  |                                 |                  |                      |                  |  |                  |        |         |
| Other   | 15                              | 26.3             | 39                   | 68.4             | 3  | 5.3              | 57     | 100.0   |
| Total   | 15                              | 26.3             | 39                   | 68.4             | 3  | 5.3              | 57     | 100.0   |
| Wilkes  |                                 |                  |                      |                  |  |                  |        |         |
| Other   | 20                              | 31.2             | 37                   | 57.8             | 7  | 11.0             | 64     | 100.0   |
| Total   | 20                              | 31.2             | 37                   | 57.8             | 7  | 11.0             | 64     | 100.0   |
| <b>COMMUNITY COLLEGES TOTAL</b>   |                                 |                  |                      |                  |  |                  |        |         |
| Professor   | -                               | -                | -                    | -                | -  | -                | -      | -       |
| Associate Professor   | -                               | -                | -                    | -                | -  | -                | -      | -       |
| Assistant Professor   | -                               | -                | -                    | -                | -  | -                | -      | -       |
| Instructor  | -                               | -                | -                    | -                | -  | -                | -      | -       |
| Other   | 1,315                           | 39.8             | 1,784                | 53.9             | 209  | 6.3              | 3,308  | 100.0   |
| Total   | 1,315                           | 39.8             | 1,784                | 53.9             | 209  | 6.3              | 3,308  | 100.0   |
| <b>TECHNICAL COMMUNITY COLLEGES (without college transfer programs)</b> |                                 |                  |                      |                  |  |                  |        |         |
| Alamance  |                                 |                  |                      |                  |  |                  |        |         |
| Other   | 25                              | 31.6             | 50                   | 63.3             | 4  | 5.1              | 79     | 100.0   |
| Total   | 25                              | 31.6             | 50                   | 63.3             | 4  | 5.1              | 79     | 100.0   |
| Anson   |                                 |                  |                      |                  |  |                  |        |         |
| Other   | 20                              | 60.6             | 12                   | 36.4             | 1  | 3.0              | 33     | 100.0   |
| Total   | 20                              | 60.6             | 12                   | 36.4             | 1  | 3.0              | 33     | 100.0   |
| Bladen  |                                 |                  |                      |                  |  |                  |        |         |
| Other   | 14                              | 60.9             | 9                    | 39.1             | -  | -                | 23     | 100.0   |
| Total   | 14                              | 60.9             | 9                    | 39.1             | -  | -                | 23     | 100.0   |
| Brunswick   |                                 |                  |                      |                  |  |                  |        |         |
| Other   | 18                              | 75.0             | 6                    | 25.0             | -  | -                | 24     | 100.0   |
| Total   | 18                              | 75.0             | 6                    | 25.0             | -  | -                | 24     | 100.0   |
| Central Carolina  |                                 |                  |                      |                  |  |                  |        |         |
| Other   | 77                              | 63.6             | 37                   | 30.6             | 7  | 5.8              | 121    | 100.0   |
| Total   | 77                              | 63.6             | 37                   | 30.6             | 7  | 5.8              | 121    | 100.0   |
| Heywood   |                                 |                  |                      |                  |  |                  |        |         |
| Other   | 30                              | 49.2             | 30                   | 49.2             | 1  | 1.6              | 61     | 100.0   |
| Total   | 30                              | 49.2             | 30                   | 49.2             | 1  | 1.6              | 61     | 100.0   |

TABLE 55. (Cont.) HIGHEST EARNED DEGREE HELD BY FULL-TIME FACULTY IN NORTH CAROLINA COLLEGES AND UNIVERSITIES BY INSTITUTION AND ACADEMIC RANK, FALL 1992

| INSTITUTION AND ACADEMIC RANK   | WITH BACHELOR'S DEGREE OR LOWER |                  | WITH MASTER'S DEGREE |                  | WITH DOCTOR'S OR FIRST PROFESSIONAL DEGREE |                  | TOTAL  |         |
|---|---------------------------------|------------------|----------------------|------------------|--|------------------|--------|---------|
|   | Number                          | Percent of Total | Number               | Percent of Total | Number                                     | Percent of Total | Number | Percent |
| <b>TECHNICAL COMMUNITY COLLEGES (without college transfer programs) (Cont.)</b> |                                 |                  |                      |                  |  |                  |        |         |
| Johnston  |                                 |                  |                      |                  |  |                  |        |         |
| Other   | 81                              | 71.0%            | 31                   | 27.2%            | 2  | 1.8%             | 114    | 100.0%  |
| Total   | 81                              | 71.0             | 31                   | 27.2             | 2  | 1.8              | 114    | 100.0   |
| Mayland   |                                 |                  |                      |                  |  |                  |        |         |
| Other   | 12                              | 48.0             | 12                   | 48.0             | 1  | 4.0              | 25     | 100.0   |
| Total   | 12                              | 48.0             | 12                   | 48.0             | 1  | 4.0              | 25     | 100.0   |
| McDowell  |                                 |                  |                      |                  |  |                  |        |         |
| Other   | 12                              | 42.9             | 16                   | 57.1             | -  | -                | 28     | 100.0   |
| Total   | 12                              | 42.9             | 16                   | 57.1             | -  | -                | 28     | 100.0   |
| Pamlico   |                                 |                  |                      |                  |  |                  |        |         |
| Other   | 6                               | 50.0             | 6                    | 50.0             | -  | -                | 12     | 100.0   |
| Total   | 6                               | 50.0             | 6                    | 50.0             | -  | -                | 12     | 100.0   |
| Piedmont  |                                 |                  |                      |                  |  |                  |        |         |
| Other   | 30                              | 57.7             | 22                   | 42.3             | -  | -                | 52     | 100.0   |
| Total   | 30                              | 57.7             | 22                   | 42.3             | -  | -                | 52     | 100.0   |
| Randolph  |                                 |                  |                      |                  |  |                  |        |         |
| Other   | 29                              | 55.8             | 21                   | 40.4             | 2  | 3.8              | 52     | 100.0   |
| Total   | 29                              | 55.8             | 21                   | 40.4             | 2  | 3.8              | 52     | 100.0   |
| Roanoke-Chowan  |                                 |                  |                      |                  |  |                  |        |         |
| Other   | 9                               | 39.1             | 14                   | 60.9             | -  | -                | 23     | 100.0   |
| Total   | 9                               | 39.1             | 14                   | 60.9             | -  | -                | 23     | 100.0   |
| Robeson   |                                 |                  |                      |                  |  |                  |        |         |
| Other   | 32                              | 56.1             | 25                   | 43.9             | -  | -                | 57     | 100.0   |
| Total   | 32                              | 56.1             | 25                   | 43.9             | -  | -                | 57     | 100.0   |
| Sampson   |                                 |                  |                      |                  |  |                  |        |         |
| Other   | 25                              | 53.2             | 21                   | 44.7             | 1  | 2.1              | 47     | 100.0   |
| Total   | 25                              | 53.2             | 21                   | 44.7             | 1  | 2.1              | 47     | 100.0   |
| Wilson  |                                 |                  |                      |                  |  |                  |        |         |
| Other   | 21                              | 53.8             | 17                   | 43.6             | 1  | 2.6              | 39     | 100.0   |
| Total   | 21                              | 53.8             | 17                   | 43.6             | 1  | 2.6              | 39     | 100.0   |
| <b>TECHNICAL COMMUNITY COLLEGES TOTAL</b>                                       |                                 |                  |                      |                  |  |                  |        |         |
| Professor   | -                               | -                | -                    | -                | -  | -                | -      | -       |
| Associate Professor   | -                               | -                | -                    | -                | -  | -                | -      | -       |
| Assistant Professor   | -                               | -                | -                    | -                | -  | -                | -      | -       |
| Instructor  | -                               | -                | -                    | -                | -  | -                | -      | -       |
| Other   | 441                             | 55.8             | 329                  | 41.7             | 20   | 2.5              | 790    | 100.0   |
| Total   | 441                             | 55.8             | 329                  | 41.7             | 20   | 2.5              | 790    | 100.0   |
| <b>PUBLIC TOTAL</b>   |                                 |                  |                      |                  |  |                  |        |         |
| Professor   | 9                               | 0.3              | 86                   | 3.3              | 2,525                                      | 96.4             | 2,620  | 100.0   |
| Associate Professor   | 12                              | 0.5              | 246                  | 10.6             | 2,064                                      | 88.9             | 2,322  | 100.0   |
| Assistant Professor   | 11                              | 0.6              | 360                  | 18.0             | 1,628                                      | 81.4             | 1,999  | 100.0   |
| Instructor  | 45                              | 22.1             | 131                  | 64.2             | 28   | 13.7             | 204    | 100.0   |
| Other   | 1,843                           | 36.2             | 2,693                | 52.9             | 555  | 10.9             | 5,091  | 100.0   |
| Total   | 1,920                           | 15.7             | 3,516                | 28.7             | 6,800                                      | 55.6             | 12,236 | 100.0   |
| <b>PRIVATE INSTITUTIONS</b>   |                                 |                  |                      |                  |  |                  |        |         |
| <b>SENIOR COLLEGES &amp; UNIVERSITIES</b>                                       |                                 |                  |                      |                  |  |                  |        |         |
| <b>Barber-Scotia</b>  |                                 |                  |                      |                  |  |                  |        |         |
| Professor   | -                               | -                | -                    | -                | 9  | 100.0            | 9      | 100.0   |
| Associate Professor   | -                               | -                | 3                    | 23.1             | 10   | 76.9             | 13     | 100.0   |
| Assistant Professor   | -                               | -                | 8                    | 50.0             | 8  | 50.0             | 16     | 100.0   |
| Instructor  | -                               | -                | 12                   | 100.0            | -  | -                | 12     | 100.0   |
| Total   | -                               | -                | 23                   | 46.0             | 27   | 54.0             | 50     | 100.0   |
| <b>Barton</b>   |                                 |                  |                      |                  |  |                  |        |         |
| Professor   | -                               | -                | 2                    | 11.1             | 16   | 88.9             | 18     | 100.0   |
| Associate Professor   | -                               | -                | 10                   | 40.0             | 15   | 60.0             | 25     | 100.0   |
| Assistant Professor   | -                               | -                | 24                   | 72.7             | 9  | 27.3             | 33     | 100.0   |
| Instructor  | -                               | -                | 2                    | 100.0            | -  | -                | 2      | 100.0   |
| Other   | 3                               | 100.0            | -                    | -                | -  | -                | 3      | 100.0   |
| Total   | 3                               | 3.7              | 38                   | 46.9             | 40   | 49.4             | 81     | 100.0   |
| <b>Belmont Abbey</b>  |                                 |                  |                      |                  |  |                  |        |         |
| Professor   | -                               | -                | 1                    | 12.5             | 7  | 87.5             | 8      | 100.0   |
| Associate Professor   | -                               | -                | 6                    | 28.6             | 15   | 71.4             | 21     | 100.0   |
| Assistant Professor   | -                               | -                | 6                    | 31.6             | 13   | 68.4             | 19     | 100.0   |
| Instructor  | -                               | -                | 1                    | 100.0            | -  | -                | 1      | 100.0   |
| Total   | -                               | -                | 14                   | 28.6             | 35   | 71.4             | 49     | 100.0   |

TABLE 53. (Cont.) HIGHEST EARNED DEGREE HELD BY FULL-TIME FACULTY IN NORTH CAROLINA COLLEGES AND UNIVERSITIES BY INSTITUTION AND ACADEMIC RANK, FALL 1992

| INSTITUTION AND ACADEMIC RANK                     | WITH BACHELOR'S DEGREE OR LOWER |                  | WITH MASTER'S DEGREE |                  | WITH DOCTOR'S OR FIRST PROFESSIONAL DEGREE |                  | TOTAL  |         |
|---|---------------------------------|------------------|----------------------|------------------|--|------------------|--------|---------|
|   | Number                          | Percent of Total | Number               | Percent of Total | Number                                     | Percent of Total | Number | Percent |
| <b>SENIOR COLLEGES &amp; UNIVERSITIES (Cont.)</b> |                                 |                  |                      |                  |  |                  |        |         |
| <b>Bennett</b>                                    |                                 |                  |                      |                  |  |                  |        |         |
| Professor   | -                               | -%               | -                    | -%               | 11   | 100.0%           | 11     | 100.0%  |
| Associate Professor                               | -                               | -                | 4                    | 30.8             | 9  | 69.2             | 13     | 100.0   |
| Assistant Professor                               | -                               | -                | 8                    | 44.4             | 10   | 55.6             | 18     | 100.0   |
| Instructor  | -                               | -                | 10                   | 100.0            | -  | -                | 10     | 100.0   |
| Total   | -                               | -                | 22                   | 42.3             | 30   | 57.7             | 52     | 100.0   |
| <b>Campbell</b>                                   |                                 |                  |                      |                  |  |                  |        |         |
| Professor   | -                               | -                | -                    | -                | 23   | 100.0            | 23     | 100.0   |
| Associate Professor                               | -                               | -                | 7                    | 21.9             | 25   | 78.1             | 32     | 100.0   |
| Assistant Professor                               | 1                               | 1.8              | 10                   | 17.5             | 46   | 80.7             | 57     | 100.0   |
| Instructor  | -                               | -                | 7                    | 100.0            | -  | -                | 7      | 100.0   |
| Total   | 1                               | 0.8              | 24                   | 20.2             | 94   | 79.0             | 119    | 100.0   |
| <b>Catawba</b>                                    |                                 |                  |                      |                  |  |                  |        |         |
| Professor   | -                               | -                | 1                    | 3.4              | 28   | 96.6             | 29     | 100.0   |
| Associate Professor                               | -                               | -                | 3                    | 25.0             | 9  | 75.0             | 12     | 100.0   |
| Assistant Professor                               | -                               | -                | 11                   | 55.0             | 9  | 45.0             | 20     | 100.0   |
| Instructor  | -                               | -                | 2                    | 100.0            | -  | -                | 2      | 100.0   |
| Total   | -                               | -                | 17                   | 27.0             | 46   | 73.0             | 63     | 100.0   |
| <b>Chowan</b>                                     |                                 |                  |                      |                  |  |                  |        |         |
| Professor   | -                               | -                | -                    | -                | 8  | 100.0            | 8      | 100.0   |
| Associate Professor                               | -                               | -                | 16                   | 84.2             | 3  | 15.8             | 19     | 100.0   |
| Assistant Professor                               | 3                               | 15.8             | 11                   | 57.9             | 5  | 26.3             | 19     | 100.0   |
| Instructor  | -                               | -                | 2                    | 100.0            | -  | -                | 2      | 100.0   |
| Total   | 3                               | 6.2              | 29                   | 60.4             | 16   | 33.4             | 48     | 100.0   |
| <b>Davidson</b>                                   |                                 |                  |                      |                  |  |                  |        |         |
| Professor   | -                               | -                | 3                    | 4.9              | 58   | 95.1             | 61     | 100.0   |
| Associate Professor                               | -                               | -                | -                    | -                | 37   | 100.0            | 37     | 100.0   |
| Assistant Professor                               | -                               | -                | 1                    | 3.6              | 27   | 96.4             | 28     | 100.0   |
| Instructor  | -                               | -                | 1                    | 100.0            | -  | -                | 1      | 100.0   |
| Total   | -                               | -                | 5                    | 3.9              | 122  | 96.1             | 127    | 100.0   |
| <b>Duke<sup>3</sup></b>                           |                                 |                  |                      |                  |  |                  |        |         |
| Professor   | 1                               | 0.2              | 2                    | 0.5              | 413  | 99.3             | 416    | 100.0   |
| Associate Professor                               | -                               | -                | 13                   | 6.6              | 184  | 93.4             | 197    | 100.0   |
| Assistant Professor                               | 1                               | 0.5              | 6                    | 2.8              | 205  | 96.7             | 212    | 100.0   |
| Instructor  | -                               | -                | 1                    | 14.3             | 6  | 85.7             | 7      | 100.0   |
| Other   | 6                               | 9.1              | 10                   | 15.1             | 50   | 75.8             | 66     | 100.0   |
| Total   | 8                               | 0.9              | 32                   | 3.6              | 858  | 95.5             | 898    | 100.0   |
| <b>Elon</b>                                       |                                 |                  |                      |                  |  |                  |        |         |
| Professor   | -                               | -                | -                    | -                | 28   | 100.0            | 28     | 100.0   |
| Associate Professor                               | -                               | -                | 7                    | 20.0             | 28   | 80.0             | 35     | 100.0   |
| Assistant Professor                               | -                               | -                | 23                   | 35.9             | 41   | 64.1             | 64     | 100.0   |
| Instructor  | 2                               | 22.2             | 7                    | 77.8             | -  | -                | 9      | 100.0   |
| Total   | 2                               | 1.5              | 37                   | 27.2             | 97   | 71.3             | 136    | 100.0   |
| <b>Gardner-Webb</b>                               |                                 |                  |                      |                  |  |                  |        |         |
| Professor   | -                               | -                | -                    | -                | 35   | 100.0            | 35     | 100.0   |
| Associate Professor                               | -                               | -                | 2                    | 18.2             | 9  | 81.8             | 11     | 100.0   |
| Assistant Professor                               | -                               | -                | 13                   | 61.9             | 8  | 38.1             | 21     | 100.0   |
| Instructor  | -                               | -                | 16                   | 94.1             | 1  | 5.9              | 17     | 100.0   |
| Total   | -                               | -                | 31                   | 36.9             | 53   | 63.1             | 84     | 100.0   |
| <b>Greensboro</b>                                 |                                 |                  |                      |                  |  |                  |        |         |
| Professor   | -                               | -                | 2                    | 18.2             | 9  | 81.8             | 11     | 100.0   |
| Associate Professor                               | -                               | -                | 4                    | 22.2             | 14   | 77.8             | 18     | 100.0   |
| Assistant Professor                               | -                               | -                | 5                    | 45.5             | 6  | 54.5             | 11     | 100.0   |
| Instructor  | -                               | -                | 3                    | 100.0            | -  | -                | 3      | 100.0   |
| Total   | -                               | -                | 14                   | 37.6             | 29   | 67.4             | 43     | 100.0   |
| <b>Guilford</b>                                   |                                 |                  |                      |                  |  |                  |        |         |
| Professor   | -                               | -                | 2                    | 6.1              | 31   | 93.9             | 33     | 100.0   |
| Associate Professor                               | -                               | -                | 2                    | 8.7              | 21   | 91.3             | 23     | 100.0   |
| Assistant Professor                               | -                               | -                | 4                    | 15.4             | 22   | 84.6             | 26     | 100.0   |
| Instructor  | -                               | -                | 3                    | 75.0             | 1  | 25.0             | 4      | 100.0   |
| Total   | -                               | -                | 11                   | 12.8             | 75   | 87.2             | 86     | 100.0   |
| <b>High Point</b>                                 |                                 |                  |                      |                  |  |                  |        |         |
| Professor   | -                               | -                | -                    | -                | 15   | 100.0            | 15     | 100.0   |
| Associate Professor                               | -                               | -                | 8                    | 34.8             | 15   | 65.2             | 23     | 100.0   |
| Assistant Professor                               | -                               | -                | 15                   | 50.0             | 15   | 50.0             | 30     | 100.0   |
| Instructor  | -                               | -                | 8                    | 100.0            | -  | -                | 8      | 100.0   |
| Other   | -                               | -                | 11                   | 78.6             | 3  | 21.4             | 14     | 100.0   |
| Total   | -                               | -                | 42                   | 46.7             | 48   | 53.3             | 90     | 100.0   |

TABLE 53. (Cont.) HIGHEST EARNED DEGREE HELD BY FULL-TIME FACULTY IN NORTH CAROLINA COLLEGES AND UNIVERSITIES BY INSTITUTION AND ACADEMIC RANK, FALL 1992

| INSTITUTION AND ACADEMIC RANK                     | WITH BACHELOR'S DEGREE OR LOWER |                  | WITH MASTER'S DEGREE |                  | WITH DOCTOR'S OR FIRST PROFESSIONAL DEGREE |                  | TOTAL  |         |
|---|---------------------------------|------------------|----------------------|------------------|--|------------------|--------|---------|
|   | Number                          | Percent of Total | Number               | Percent of Total | Number                                     | Percent of Total | Number | Percent |
| <b>SENIOR COLLEGES &amp; UNIVERSITIES (Cont.)</b> |                                 |                  |                      |                  |  |                  |        |         |
| Johnson C. Smith                                  | -                               | -%               | -                    | -%               | 9  | 100.0%           | 9      | 100.0%  |
| Professor   | -                               | -                | -                    | -                | 9  | 100.0%           | 9      | 100.0%  |
| Associate Professor                               | -                               | -                | 3                    | 12.5             | 21   | 87.5             | 24     | 100.0   |
| Assistant Professor                               | -                               | -                | 19                   | 52.8             | 17   | 47.2             | 36     | 100.0   |
| Instructor  | -                               | -                | 9                    | 90.0             | 1  | 10.0             | 10     | 100.0   |
| Total   | -                               | -                | 31                   | 39.2             | 48   | 60.8             | 79     | 100.0   |
| Lees-McRae  | -                               | -                | -                    | -                | 3  | 100.0            | 3      | 100.0   |
| Professor   | -                               | -                | -                    | -                | 3  | 100.0            | 3      | 100.0   |
| Associate Professor                               | -                               | -                | 9                    | 42.9             | 12   | 57.1             | 21     | 100.0   |
| Assistant Professor                               | 1                               | 5.6              | 10                   | 55.5             | 7  | 38.9             | 18     | 100.0   |
| Instructor  | -                               | -                | 1                    | 100.0            | -  | -                | 1      | 100.0   |
| Other   | -                               | -                | 1                    | 100.0            | -  | -                | 1      | 100.0   |
| Total   | 1                               | 2.3              | 21                   | 47.7             | 22   | 50.0             | 44     | 100.0   |
| Lenoir-Rhyne                                      | -                               | -                | 8                    | 16.0             | 42   | 84.0             | 50     | 100.0   |
| Professor   | -                               | -                | 10                   | 45.5             | 13   | 56.5             | 23     | 100.0   |
| Associate Professor                               | -                               | -                | 12                   | 57.1             | 9  | 42.9             | 21     | 100.0   |
| Assistant Professor                               | -                               | -                | 1                    | 100.0            | -  | -                | 1      | 100.0   |
| Instructor  | -                               | -                | 31                   | 32.6             | 64   | 67.4             | 95     | 100.0   |
| Total   | -                               | -                | 31                   | 32.6             | 64   | 67.4             | 95     | 100.0   |
| Livingstone                                       | -                               | -                | 1                    | 16.7             | 5  | 83.3             | 6      | 100.0   |
| Professor   | -                               | -                | 4                    | 40.0             | 6  | 60.0             | 10     | 100.0   |
| Associate Professor                               | -                               | -                | 12                   | 52.2             | 11   | 47.8             | 23     | 100.0   |
| Assistant Professor                               | -                               | -                | 16                   | 100.0            | -  | -                | 16     | 100.0   |
| Instructor  | -                               | -                | 33                   | 60.0             | 22   | 40.0             | 55     | 100.0   |
| Total   | -                               | -                | 33                   | 60.0             | 22   | 40.0             | 55     | 100.0   |
| Mars Hill   | -                               | -                | 8                    | 22.2             | 28   | 77.8             | 36     | 100.0   |
| Professor   | -                               | -                | 4                    | 26.7             | 11   | 73.3             | 15     | 100.0   |
| Associate Professor                               | -                               | -                | 2                    | 13.3             | 13   | 86.7             | 15     | 100.0   |
| Assistant Professor                               | -                               | -                | 12                   | 100.0            | -  | -                | 12     | 100.0   |
| Instructor  | -                               | -                | 26                   | 33.3             | 52   | 66.7             | 78     | 100.0   |
| Total   | -                               | -                | 26                   | 33.3             | 52   | 66.7             | 78     | 100.0   |
| Meredith  | -                               | -                | 1                    | 3.6              | 27   | 96.4             | 28     | 100.0   |
| Professor   | -                               | -                | 1                    | 3.2              | 30   | 96.8             | 31     | 100.0   |
| Associate Professor                               | -                               | -                | 11                   | 37.9             | 18   | 62.1             | 29     | 100.0   |
| Assistant Professor                               | -                               | -                | 13                   | 86.7             | 2  | 13.3             | 15     | 100.0   |
| Instructor  | -                               | -                | 26                   | 25.2             | 77   | 74.8             | 103    | 100.0   |
| Total   | -                               | -                | 26                   | 25.2             | 77   | 74.8             | 103    | 100.0   |
| Methodist   | -                               | -                | 3                    | 15.8             | 16   | 84.2             | 19     | 100.0   |
| Professor   | -                               | -                | 7                    | 38.9             | 11   | 61.1             | 18     | 100.0   |
| Associate Professor                               | -                               | -                | 13                   | 59.1             | 9  | 40.9             | 22     | 100.0   |
| Assistant Professor                               | -                               | -                | 2                    | 100.0            | -  | -                | 2      | 100.0   |
| Instructor  | -                               | -                | 25                   | 41.0             | 36   | 59.0             | 61     | 100.0   |
| Total   | -                               | -                | 25                   | 41.0             | 36   | 59.0             | 61     | 100.0   |
| Montreat-Anderson                                 | -                               | -                | 12                   | 50.0             | 12   | 50.0             | 24     | 100.0   |
| Other   | -                               | -                | 12                   | 50.0             | 12   | 50.0             | 24     | 100.0   |
| Total   | -                               | -                | 12                   | 50.0             | 12   | 50.0             | 24     | 100.0   |
| Mount Olive                                       | -                               | -                | 23                   | 69.7             | 10   | 30.3             | 33     | 100.0   |
| Other   | -                               | -                | 23                   | 69.7             | 10   | 30.3             | 33     | 100.0   |
| Total   | -                               | -                | 23                   | 69.7             | 10   | 30.3             | 33     | 100.0   |
| N.C. Wesleyan                                     | -                               | -                | -                    | -                | 12   | 100.0            | 12     | 100.0   |
| Professor   | -                               | -                | 1                    | 10.0             | 9  | 90.0             | 10     | 100.0   |
| Associate Professor                               | -                               | -                | 12                   | 54.5             | 10   | 45.5             | 22     | 100.0   |
| Assistant Professor                               | -                               | -                | 2                    | 66.7             | 1  | 33.3             | 3      | 100.0   |
| Instructor  | -                               | -                | 15                   | 31.9             | 32   | 68.1             | 47     | 100.0   |
| Total   | -                               | -                | 15                   | 31.9             | 32   | 68.1             | 47     | 100.0   |
| Pfeiffer  | -                               | -                | 2                    | 11.8             | 15   | 88.2             | 17     | 100.0   |
| Professor   | -                               | -                | 3                    | 23.1             | 9  | 69.2             | 13     | 100.0   |
| Associate Professor                               | 1                               | 7.7              | 9                    | 60.0             | 5  | 33.3             | 15     | 100.0   |
| Assistant Professor                               | 1                               | 6.7              | 1                    | 50.0             | -  | -                | 2      | 100.0   |
| Instructor  | 1                               | 50.0             | 15                   | 31.9             | 29   | 61.7             | 47     | 100.0   |
| Total   | 3                               | 6.4              | 15                   | 31.9             | 29   | 61.7             | 47     | 100.0   |
| Queens  | -                               | -                | -                    | -                | 14   | 100.0            | 14     | 100.0   |
| Professor   | -                               | -                | 4                    | 25.0             | 12   | 75.0             | 16     | 100.0   |
| Associate Professor                               | -                               | -                | 12                   | 41.4             | 17   | 58.6             | 29     | 100.0   |
| Assistant Professor                               | -                               | -                | 8                    | 100.0            | -  | -                | 8      | 100.0   |
| Instructor  | -                               | -                | 24                   | 35.8             | 43   | 64.2             | 67     | 100.0   |
| Total   | -                               | -                | 24                   | 35.8             | 43   | 64.2             | 67     | 100.0   |

TABLE 53. (Cont.) HIGHEST EARNED DEGREE HELD BY FULL-TIME FACULTY IN NORTH CAROLINA COLLEGES AND UNIVERSITIES BY INSTITUTION AND ACADEMIC RANK, FALL 1992

| INSTITUTION AND ACADEMIC RANK                     | WITH BACHELOR'S DEGREE OR LOWER |                  | WITH MASTER'S DEGREE |                  | WITH DOCTOR'S OR FIRST PROFESSIONAL DEGREE |                  | TOTAL  |         |
|---|---------------------------------|------------------|----------------------|------------------|--|------------------|--------|---------|
|   | Number                          | Percent of Total | Number               | Percent of Total | Number                                     | Percent of Total | Number | Percent |
| <b>SENIOR COLLEGES &amp; UNIVERSITIES (Cont.)</b> |                                 |                  |                      |                  |  |                  |        |         |
| <b>St. Andrews</b>                                |                                 |                  |                      |                  |  |                  |        |         |
| Professor   | -                               | -%               | 1                    | 9.1%             | 10   | 90.9%            | 11     | 100.0%  |
| Associate Professor                               | -                               | -                | 1                    | 7.1              | 13   | 92.9             | 14     | 100.0   |
| Assistant Professor                               | -                               | -                | 5                    | 29.4             | 12   | 70.6             | 17     | 100.0   |
| Instructor  | 1                               | 100.0            | -                    | -                | -  | -                | 1      | 100.0   |
| Total   | 1                               | 2.3              | 7                    | 16.3             | 35   | 81.4             | 43     | 100.0   |
| <b>St. Augustine's</b>                            |                                 |                  |                      |                  |  |                  |        |         |
| Professor   | -                               | -                | -                    | -                | 11   | 100.0            | 11     | 100.0   |
| Associate Professor                               | -                               | -                | 5                    | 22.7             | 17   | 77.3             | 22     | 100.0   |
| Assistant Professor                               | -                               | -                | 20                   | 74.1             | 7  | 25.9             | 27     | 100.0   |
| Instructor  | -                               | -                | 29                   | 100.0            | -  | -                | 29     | 100.0   |
| Total   | -                               | -                | 54                   | 60.7             | 35   | 39.3             | 89     | 100.0   |
| <b>Salem</b>                                      |                                 |                  |                      |                  |  |                  |        |         |
| Professor   | -                               | -                | 1                    | 10.0             | 9  | 90.0             | 10     | 100.0   |
| Associate Professor                               | 1                               | 5.5              | 5                    | 27.8             | 12   | 66.7             | 18     | 100.0   |
| Assistant Professor                               | -                               | -                | 5                    | 35.7             | 9  | 64.3             | 14     | 100.0   |
| Instructor  | -                               | -                | 4                    | 100.0            | -  | -                | 4      | 100.0   |
| Total   | 1                               | 2.2              | 15                   | 32.6             | 30   | 65.2             | 46     | 100.0   |
| <b>Shaw</b>                                       |                                 |                  |                      |                  |  |                  |        |         |
| Professor   | -                               | -                | -                    | -                | 4  | 100.0            | 4      | 100.0   |
| Associate Professor                               | -                               | -                | -                    | -                | 17   | 100.0            | 17     | 100.0   |
| Assistant Professor                               | -                               | -                | 15                   | 28.8             | 37   | 71.2             | 52     | 100.0   |
| Instructor  | -                               | -                | 23                   | 85.2             | 4  | 14.8             | 27     | 100.0   |
| Total   | -                               | -                | 38                   | 38.0             | 62   | 62.0             | 100    | 100.0   |
| <b>Wake Forest<sup>3</sup></b>                    |                                 |                  |                      |                  |  |                  |        |         |
| Professor   | 2                               | 1.5              | -                    | -                | 132  | 98.5             | 134    | 100.0   |
| Associate Professor                               | -                               | -                | 4                    | 4.9              | 78   | 95.1             | 82     | 100.0   |
| Assistant Professor                               | 6                               | 6.9              | 10                   | 11.5             | 71   | 81.6             | 87     | 100.0   |
| Instructor  | 1                               | 6.7              | 14                   | 93.3             | -  | -                | 15     | 100.0   |
| Other   | 1                               | 12.5             | 6                    | 75.0             | 1  | 12.5             | 8      | 100.0   |
| Total   | 10                              | 3.1              | 34                   | 10.4             | 282  | 86.5             | 326    | 100.0   |
| <b>Warren Wilson</b>                              |                                 |                  |                      |                  |  |                  |        |         |
| Other   | -                               | -                | 19                   | 48.7             | 20   | 51.3             | 39     | 100.0   |
| Total   | -                               | -                | 19                   | 48.7             | 20   | 51.3             | 39     | 100.0   |
| <b>Wingate</b>                                    |                                 |                  |                      |                  |  |                  |        |         |
| Professor   | -                               | -                | 2                    | 9.1              | 20   | 90.9             | 22     | 100.0   |
| Associate Professor                               | -                               | -                | 6                    | 28.6             | 15   | 71.4             | 21     | 100.0   |
| Assistant Professor                               | -                               | -                | 15                   | 55.6             | 12   | 44.4             | 27     | 100.0   |
| Instructor  | -                               | -                | 7                    | 87.5             | 1  | 12.5             | 8      | 100.0   |
| Total   | -                               | -                | 30                   | 38.5             | 48   | 61.5             | 78     | 100.0   |
| <b>SR COLL. &amp; UNIV. TOTAL</b>                 |                                 |                  |                      |                  |  |                  |        |         |
| Professor   | 3                               | 0.3              | 40                   | 3.7              | 1,048                                      | 96.0             | 1,091  | 100.0   |
| Associate Professor                               | 2                               | 0.3              | 152                  | 18.2             | 680  | 81.5             | 834    | 100.0   |
| Assistant Professor                               | 13                              | 1.3              | 327                  | 31.8             | 688  | 66.9             | 1,028  | 100.0   |
| Instructor  | 5                               | 2.1              | 217                  | 90.8             | 17   | 7.1              | 239    | 100.0   |
| Other   | 10                              | 5.3              | 82                   | 43.6             | 96   | 51.1             | 188    | 100.0   |
| Total   | 33                              | 1.0              | 818                  | 24.2             | 2,529                                      | 74.8             | 3,380  | 100.0   |
| <b>JUNIOR COLLEGES</b>                            |                                 |                  |                      |                  |  |                  |        |         |
| <b>Brevard</b>                                    |                                 |                  |                      |                  |  |                  |        |         |
| Professor   | -                               | -                | 6                    | 54.5             | 5  | 45.5             | 11     | 100.0   |
| Associate Professor                               | -                               | -                | 6                    | 60.0             | 4  | 40.0             | 10     | 100.0   |
| Assistant Professor                               | -                               | -                | 5                    | 45.5             | 6  | 54.5             | 11     | 100.0   |
| Instructor  | -                               | -                | 16                   | 100.0            | -  | -                | 16     | 100.0   |
| Total   | -                               | -                | 33                   | 68.7             | 15   | 31.3             | 48     | 100.0   |
| <b>Louisburg</b>                                  |                                 |                  |                      |                  |  |                  |        |         |
| Professor   | -                               | -                | 7                    | 58.3             | 5  | 41.7             | 12     | 100.0   |
| Associate Professor                               | -                               | -                | 9                    | 100.0            | -  | -                | 9      | 100.0   |
| Assistant Professor                               | -                               | -                | 8                    | 80.0             | 2  | 20.0             | 10     | 100.0   |
| Instructor  | -                               | -                | 5                    | 100.0            | -  | -                | 5      | 100.0   |
| Total   | -                               | -                | 29                   | 80.6             | 7  | 19.4             | 36     | 100.0   |
| <b>Peace</b>                                      |                                 |                  |                      |                  |  |                  |        |         |
| Professor   | -                               | -                | 2                    | 20.0             | 8  | 80.0             | 10     | 100.0   |
| Associate Professor                               | -                               | -                | 7                    | 87.5             | 1  | 12.5             | 8      | 100.0   |
| Assistant Professor                               | -                               | -                | 5                    | 62.5             | 3  | 37.5             | 8      | 100.0   |
| Other   | -                               | -                | 1                    | 100.0            | -  | -                | 1      | 100.0   |
| Total   | -                               | -                | 15                   | 55.6             | 12   | 44.4             | 27     | 100.0   |
| <b>Saint Mary's</b>                               |                                 |                  |                      |                  |  |                  |        |         |
| Professor   | -                               | -                | 2                    | 50.0             | 2  | 50.0             | 4      | 100.0   |
| Associate Professor                               | -                               | -                | 5                    | 50.0             | 5  | 50.0             | 10     | 100.0   |
| Assistant Professor                               | -                               | -                | 7                    | 70.0             | 3  | 30.0             | 10     | 100.0   |
| Instructor  | 1                               | 20.0             | 4                    | 80.0             | -  | -                | 5      | 100.0   |
| Total   | 1                               | 3.4              | 18                   | 62.1             | 10   | 34.5             | 29     | 100.0   |

TABLE 53. (Cont.) HIGHEST EARNED DEGREE HELD BY FULL-TIME FACULTY IN NORTH CAROLINA COLLEGES AND UNIVERSITIES BY INSTITUTION AND ACADEMIC RANK, FALL 1992

| INSTITUTION AND ACADEMIC RANK      | WITH BACHELOR'S DEGREE OR LOWER |                  | WITH MASTER DEGREE |                  | WITH DOCTOR'S OR FIRST PROFESSIONAL DEGREE |                  | TOTAL  |         |
|------------------------------------|---------------------------------|------------------|--------------------|------------------|--|------------------|--------|---------|
|                                    | Number                          | Percent of Total | Number             | Percent of Total | Number                                     | Percent of Total | Number | Percent |
| <b>JUNIOR COLLEGES TOTAL</b>       |                                 |                  |                    |                  |  |                  |        |         |
| Professor                          | -                               | -                | 17                 | 45.9%            | 20   | 54.1%            | 37     | 100.0%  |
| Associate Professor                | -                               | -                | 27                 | 73.0             | 10   | 27.0             | 37     | 100.0   |
| Assistant Professor                | -                               | -                | 25                 | 64.1             | 14   | 35.9             | 39     | 100.0   |
| Instructor                         | 1                               | 3.8              | 25                 | 96.2             | -  | -                | 26     | 100.0   |
| Other                              | -                               | -                | 1                  | 100.0            | -  | -                | 1      | 100.0   |
| Total                              | 1                               | 0.7              | 95                 | 67.9             | 44   | 31.4             | 140    | 100.0   |
| <b>PRIVATE SR. &amp; JR. TOTAL</b> |                                 |                  |                    |                  |  |                  |        |         |
| Professor                          | 3                               | 0.3              | 57                 | 5.0              | 1,068                                      | 94.7             | 1,128  | 100.0   |
| Associate Professor                | 2                               | 0.2              | 179                | 20.6             | 690  | 79.2             | 871    | 100.0   |
| Assistant Professor                | 13                              | 1.2              | 352                | 33.0             | 702  | 65.8             | 1,067  | 100.0   |
| Instructor                         | 6                               | 2.3              | 242                | 91.3             | 17   | 6.4              | 265    | 100.0   |
| Other                              | 10                              | 5.3              | 83                 | 43.9             | 96   | 50.8             | 189    | 100.0   |
| Total                              | 34                              | 1.0              | 913                | 25.9             | 2,573                                      | 73.1             | 3,520  | 100.0   |
| <b>THEOLOGICAL SEMINARY</b>        |                                 |                  |                    |                  |  |                  |        |         |
| Southeastern Seminary              |                                 |                  |                    |                  |  |                  |        |         |
| Professor                          | -                               | -                | -                  | -                | 18   | 100.0            | 18     | 100.0   |
| Associate Professor                | -                               | -                | -                  | -                | 2  | 100.0            | 2      | 100.0   |
| Assistant Professor                | -                               | -                | 1                  | 25.0             | 3  | 75.0             | 4      | 100.0   |
| Total                              | -                               | -                | 1                  | 4.2              | 23   | 95.8             | 24     | 100.0   |
| <b>BIBLE COLLEGES</b>              |                                 |                  |                    |                  |  |                  |        |         |
| East Coast                         |                                 |                  |                    |                  |  |                  |        |         |
| Professor                          | -                               | -                | -                  | -                | 2  | 100.0            | 2      | 100.0   |
| Associate Professor                | -                               | -                | 4                  | 80.0             | 1  | 20.0             | 5      | 100.0   |
| Instructor                         | -                               | -                | 2                  | 100.0            | -  | -                | 2      | 100.0   |
| Total                              | -                               | -                | 6                  | 66.7             | 3  | 33.3             | 9      | 100.0   |
| Heritage                           |                                 |                  |                    |                  |  |                  |        |         |
| Other                              | 1                               | 100.0            | -                  | -                | -  | -                | 1      | 100.0   |
| Total                              | 1                               | 100.0            | -                  | -                | -  | -                | 1      | 100.0   |
| John Wesley                        |                                 |                  |                    |                  |  |                  |        |         |
| Professor                          | -                               | -                | 1                  | 50.0             | 1  | 50.0             | 2      | 100.0   |
| Associate Professor                | -                               | -                | 1                  | 100.0            | -  | -                | 1      | 100.0   |
| Assistant Professor                | -                               | -                | 2                  | 100.0            | -  | -                | 2      | 100.0   |
| Total                              | -                               | -                | 4                  | 80.0             | 1  | 20.0             | 5      | 100.0   |
| Piedmont                           |                                 |                  |                    |                  |  |                  |        |         |
| Other                              | 6                               | 35.3             | 5                  | 29.4             | 6  | 35.3             | 17     | 100.0   |
| Total                              | 6                               | 35.3             | 5                  | 29.4             | 6  | 35.3             | 17     | 100.0   |
| Roanoke                            |                                 |                  |                    |                  |  |                  |        |         |
| Professor                          | -                               | -                | 2                  | 66.7             | 1  | 33.3             | 3      | 100.0   |
| Associate Professor                | -                               | -                | 1                  | 100.0            | -  | -                | 1      | 100.0   |
| Assistant Professor                | -                               | -                | 3                  | 100.0            | -  | -                | 3      | 100.0   |
| Instructor                         | 1                               | 100.0            | -                  | -                | -  | -                | 1      | 100.0   |
| Total                              | 1                               | 12.5             | 6                  | 75.0             | 1  | 12.5             | 8      | 100.0   |
| Winston-Salem                      |                                 |                  |                    |                  |  |                  |        |         |
| Professor                          | -                               | -                | -                  | -                | 1  | 100.0            | 1      | 100.0   |
| Associate Professor                | -                               | -                | -                  | -                | 1  | 100.0            | 1      | 100.0   |
| Assistant Professor                | 1                               | 100.0            | -                  | -                | -  | -                | 1      | 100.0   |
| Total                              | 1                               | 33.3             | -                  | -                | 2  | 66.7             | 3      | 100.0   |
| <b>BIBLE COLLEGES TOTAL</b>        |                                 |                  |                    |                  |  |                  |        |         |
| Professor                          | -                               | -                | 3                  | 37.5             | 5  | 62.5             | 8      | 100.0   |
| Associate Professor                | -                               | -                | 2                  | 66.7             | 1  | 33.3             | 3      | 100.0   |
| Assistant Professor                | 1                               | 9.1              | 9                  | 81.8             | 1  | 9.1              | 11     | 100.0   |
| Instructor                         | 1                               | 33.3             | 2                  | 66.7             | -  | -                | 3      | 100.0   |
| Other                              | 7                               | 38.9             | 5                  | 27.0             | 6  | 33.3             | 18     | 100.0   |
| Total                              | 9                               | 20.9             | 21                 | 48.9             | 13   | 30.2             | 43     | 100.0   |
| <b>PRIVATE TOTAL</b>               |                                 |                  |                    |                  |  |                  |        |         |
| Professor                          | 3                               | 0.3              | 60                 | 5.2              | 1,091                                      | 94.5             | 1,154  | 100.0   |
| Associate Professor                | 2                               | 0.2              | 181                | 20.7             | 693  | 79.1             | 876    | 100.0   |
| Assistant Professor                | 14                              | 1.3              | 362                | 33.5             | 706  | 65.2             | 1,082  | 100.0   |
| Instructor                         | 7                               | 2.6              | 244                | 91.1             | 17   | 6.3              | 268    | 100.0   |
| Other                              | 17                              | 8.2              | 88                 | 42.5             | 102  | 49.3             | 207    | 100.0   |
| Total                              | 43                              | 1.2              | 935                | 26.1             | 2,609                                      | 72.7             | 3,587  | 100.0   |
| <b>GRAND TOTAL</b>                 |                                 |                  |                    |                  |  |                  |        |         |
| Professor                          | 12                              | 0.3              | 146                | 3.9              | 3,616                                      | 95.8             | 3,774  | 100.0   |
| Associate Professor                | 14                              | 0.4              | 427                | 13.4             | 2,757                                      | 86.2             | 3,198  | 100.0   |
| Assistant Professor                | 25                              | 0.8              | 722                | 23.4             | 2,334                                      | 75.8             | 3,081  | 100.0   |
| Instructor                         | 52                              | 11.0             | 375                | 79.5             | 45   | 9.5              | 472    | 100.0   |
| Other                              | 1,860                           | 35.1             | 2,781              | 52.5             | 657  | 12.4             | 5,298  | 100.0   |
| Total                              | 1,963                           | 12.4             | 4,451              | 28.1             | 9,409                                      | 59.5             | 15,823 | 100.0   |

NOTE: The University of North Carolina figures exclude non-resident aliens.

The "Other" category includes faculty who have no academic rank.

SOURCE: University of North Carolina - Office for Civil Rights Data; all other institutions - NCHED A-5.

<sup>1</sup> Includes Medical and Veterinary Medical School faculty.

<sup>2</sup> College transfer coursework is offered under a contract with another institution.

<sup>3</sup> Excludes Medical School faculty.



**SECTION VI**  
**LIBRARY RESOURCES**

Table 54. Library Resources in North Carolina Colleges and Universities by Institution, 1991-92

Table 55. Library Operating Expenditures in North Carolina Colleges and Universities, 1991-92

Table 54. Library Resources in North Carolina Colleges and Universities by Institution, 1991-92

| Institution  | Books, Bound<br>Serials, & Gov't<br>Documents<br>(No. of<br>Volumes) | Separate<br>Government<br>Documents<br>Collections<br>(No. of Units) | Separate<br>Government<br>Documents<br>Collections<br>(No. of Titles) | Microform               |                          | Manu-<br>scripts<br>and<br>Archives<br>(linear<br>feet) | Carto-<br>graphic<br>Materials<br>(No. of<br>Units) | Graphic<br>Materials<br>(No. of<br>Units) | Machine<br>Readable<br>Materials<br>(No. of<br>Units) | Machine<br>Readable<br>Materials<br>(No. of<br>Titles) | Audio-<br>visual<br>Materials<br>(No. of<br>Units) | Audio-<br>visual<br>Materials<br>(No. of<br>Titles) | All Other<br>Library<br>Materials<br>(No. of<br>Units) | Current<br>Serial<br>Subscrip.<br>(No. of<br>Undup.<br>Titles) | Current<br>Serial<br>Subscrip.<br>(No. of<br>Undup.<br>Titles) |
|--|--|--|---|-------------------------|--------------------------|---|---|---|---|--|--|---|--|--|--|
|  |  |  |   | No. of<br>Book<br>Units | No. of<br>Book<br>Titles |   |   |   |   |  |  |   |  |  |  |
| <b>Public Institutions</b>                                 |  |  |   |                         |                          |   |   |   |   |  |  |   |  |  |  |
| <b>University of North Carolina</b>                        |  |  |   |                         |                          |   |   |   |   |  |  |   |  |  |  |
| Appalachian  | 618,833  | 139,222  | -   | 1,080,352               | -                        | 114,000   | -   | -   | 308   | -  | 13,442   | 18,442  | 3,579  | 6,788  | 3,900  |
| East Carolina b  | 1,098,529  | 640,016  | 640,016   | 1,501,312               | 285,266                  | 5,340   | 81,190  | -   | 662   | -  | 1,143  | 145   | 335  | 1,620  | 1,420  |
| Elizabeth City   | 141,731  | 16   | -   | 434,574                 | 40,152                   | -   | -   | -   | -   | -  | 6,414  | -   | -  | 3,314  | -  |
| Fayetteville   | 174,971  | -  | -   | 478,375                 | -                        | 1,334   | -   | 760                                       | 7   | -  | 17,147   | 1,571   | -  | 1,802  | -  |
| N.C. A and T   | 372,438  | 204,560  | -   | 522,218                 | -                        | 556   | 4,588   | 3,429                                     | 985   | 485  | 2,089  | 864   | 25   | 4,132  | 3,410  |
| N.C. Central   | 590,610  | 115,307  | 115,307   | 721,279                 | 8,511                    | 3,219   | 281   | 30,625                                    | 4   | 4  | 34,161   | 34,161  | 34,761   | 460  | 460  |
| N.C. School of the Arts                                    | 104,668  | -  | -   | 16,828                  | 3                        | 438   | -   | 86,037                                    | -   | 330  | -  | 6,081   | -  | 17,442   | 15,262   |
| N.C. State   | 2,266,277  | 848,810  | -   | 3,471,325               | 89,112                   | 2,580   | 30,549  | -   | -   | 1  | 8  | -   | -  | 1,247  | 1,246  |
| Pembroke   | 190,084  | 58,330   | 58,088  | 247,431                 | 41,746                   | 13  | -   | 2,700 <sup>c</sup>                        | 96  | 96   | 7,900 <sup>c</sup>                                 | 14,525 <sup>c</sup>                                 | 901 <sup>c</sup>                                       | 1,807  | 1,807  |
| UNC-Asheville  | 203,822  | 161,719  | 64,040  | 575,856                 | 1,969                    | 875 <sup>c</sup>  | 301 <sup>c</sup>                                    | 460,278 <sup>c</sup>                      | 228 <sup>c</sup>                                      | 866  | 89,744   | 2,127   | 40,727   | 39,044   | 3,562  |
| UNC-Chapel Hill b  | 3,956,338  | 1,813,651  | -   | 3,463,005               | 378,627 <sup>c</sup>     | 16,721  | 275,608   | 28,270                                    | 480   | 432 <sup>c</sup>                                       | 8,617  | 7,755 <sup>c</sup>                                  | 143 <sup>c</sup>                                       | 15,000 <sup>c</sup>  | 15,000 <sup>c</sup>  |
| UNC-Charlotte  | 533,918  | 702,145  | 631,931 <sup>c</sup>  | 1,135,880               | 378,627 <sup>c</sup>     | 1,326   | 42,185  | 28,270                                    | 126   | 42   | 12,945   | 12,945  | 387  | 5,822  | 5,822  |
| UNC-Greensboro   | 828,283  | 490,287  | 119,728   | 844,341                 | 179,449                  | 1,153   | 14,237  | 11,652                                    | 126   | 58   | 7,006  | 7,006   | -  | 4,808  | 4,808  |
| UNC-Wilmington   | 362,899  | 442,072  | -   | 594,304                 | -                        | 700   | 11,639  | 13,557                                    | 353   | 87   | 2,086  | 2,074   | 3,097  | 2,870  | 2,777  |
| Western Carolina   | 404,138  | 134,011  | 94,862  | 985,024                 | 137,456                  | 1,305   | 103,802   | 3,446                                     | 2   | 900  | 17,805   | -   | 13,017   | 1,249  | 1,249  |
| Winston-Salem  | 158,858  | -  | -   | 86,477                  | 800                      | -   | -   | -   | -   | -  | -  | -   | -  | -  | -  |
| UNC Total  | 11,956,397   | 5,750,146  | 1,723,972   | 16,158,581              | 1,163,091                | 31,007  | 682,933   | 640,754                                   | 3,252   | 3,474  | 220,507  | 107,704   | 96,972   | 107,405  | 60,718   |
| <b>Community Colleges (with college transfer programs)</b> |  |  |   |                         |                          |   |   |   |   |  |  |   |  |  |  |
| Asheville-Buncombe   | 30,356   | -  | -   | 24,202                  | 338                      | -   | 2   | 24 <sup>c</sup>                           | 14  | 10   | 5,758  | 5,668   | 717  | 294  | 294  |
| Beaufort County  | 24,548   | -  | -   | 30,796                  | 1,285                    | -   | 4   | 350 <sup>c</sup>                          | -   | -  | 1,926  | 2,461   | -  | 198  | -  |
| Blue Ridge   | 22,377 <sup>c</sup>  | -  | -   | 10,028 <sup>c</sup>     | 192                      | -   | 236   | 233                                       | 13  | 13   | 978  | 978   | 813  | 198  | 189  |
| Caldwell   | 32,642   | -  | -   | 692                     | 51                       | 30  | -   | 1,718                                     | 98  | 98   | 2,530  | 1,538   | 2,521  | 316  | 234  |
| Cape Fear  | 26,744   | -  | -   | 8,220                   | 1,656                    | -   | -   | -   | 2   | 1  | 1,994  | 1,603   | 1,145  | 493  | 493  |
| Catawba Valley   | 38,967   | -  | -   | 1,728                   | 1,701                    | -   | 5   | 1,229                                     | -   | -  | 2,228  | 2,228   | 1,216  | 289  | -  |
| Central Piedmont   | 79,023   | -  | -   | 99,449                  | 8,254                    | 711   | 2,246   | 6,019                                     | 759   | 759  | 24,603   | 11,995  | 7,207  | 617  | 617  |
| Cleveland  | 26,331 <sup>c</sup>  | 210  | -   | -                       | 1,928                    | -   | -   | -   | -   | -  | -  | 164   | -  | 245  | -  |
| Coastal Carolina   | 38,589   | -  | -   | 2,982                   | 37                       | 78  | 685   | 2   | 2   | 2  | 258  | -   | -  | 288  | 288  |
| College of the Albemarle                                   | 51,610   | -  | -   | 3,061                   | 99                       | 10  | 39  | 391                                       | 1,006   | 1,007  | 391  | 4,961   | 14   | 275  | 275  |
| Craven   | 28,095   | -  | -   | 35,642                  | 110                      | -   | -   | 4,029                                     | 3,743   | 383  | 4,029  | 3,743   | 383  | 234  | 234  |
| Davidson County  | 50,619   | -  | -   | 31,158                  | 388                      | 7   | 97  | 1,263                                     | 687   | 687  | 7,780  | 7,780   | 135  | 319  | 319  |
| Durham   | 30,475   | -  | -   | 77,997                  | 388                      | -   | -   | -   | 21  | 221  | -  | 2,438   | -  | 313  | 313  |
| Edgecombe  | 28,303   | -  | 1   | 46,071                  | 604                      | -   | -   | -   | 812   | -  | -  | 3,093   | -  | 143  | -  |
| Fayetteville   | 51,718   | -  | -   | 10,887                  | -                        | 3   | 2,356   | 6,029                                     | 1,915   | 1,915  | 6,029  | 6,029   | 3,828  | 317  | 317  |
| Forsyth  | 40,606   | -  | -   | 4,449                   | 82                       | 47  | 2,862   | -   | 51  | 51   | -  | 1,951   | 24   | 358  | 358  |
| Gaston   | 41,461   | -  | -   | 33,430                  | 33,430                   | 36  | 23  | 2,142                                     | 164   | 164  | 3,928  | 3,928   | 187  | 227  | 227  |
| Guilford   | 64,457   | -  | -   | 30,399                  | 276                      | 15  | 3,339   | 15  | 8   | 8  | 4,541  | 2,761   | 27   | 532  | 499  |
| Halifax  | 30,212   | -  | -   | 2,560                   | 218                      | 10  | 250   | 3   | 3   | 3  | 2,679  | 1,145   | 222  | 148  | 146  |
| Isothermal   | 39,718   | -  | -   | 2,559                   | 164                      | -   | -   | 1,131                                     | -   | -  | 1,944  | 1,888   | 365  | 480  | -  |
| James Sprunt   | 23,927   | 150  | 150   | 16,045                  | 56                       | 1   | -   | -   | -   | -  | 405  | 405   | -  | 180  | 180  |
| Lenoir   | 55,814   | -  | -   | 10,880                  | 9,572                    | 722   | 185   | 4,627                                     | 14  | 14   | 5,558  | 5,223   | 137  | 387  | 385  |
| Martin   | 26,435   | -  | -   | 1,272                   | 1,283                    | -   | 4   | 2,578                                     | 3   | 3  | 4,620  | 4,620   | -  | 227  | 227  |
| Michell  | 41,660   | -  | 455   | 21,371                  | 59                       | 80  | 322   | 23  | 23  | 23   | 1,308  | 886   | -  | 143  | 143  |
| Nash   | 32,626   | -  | -   | 1,547                   | 50                       | -   | -   | -   | 172   | 172  | -  | -   | -  | 104  | 104  |
| Pitt   | 35,401   | -  | -   | 8,896                   | 214                      | 59  | -   | 73,744                                    | 171   | 64   | 8,660  | 3,040   | 4,159  | 420  | 405  |
| Richmond   | 22,961   | -  | -   | 8,134                   | 87                       | 28  | 658   | 6   | 6   | 6  | 2,060  | 2,060   | -  | 202  | 202  |
| Rockingham   | 37,334   | -  | -   | 22,427                  | 137                      | -   | 5   | 2,092                                     | 73  | 68   | 3,483  | 2,786 <sup>c</sup>                                  | 228  | 226  | 226  |
| Rowan-Cabarrus   | 32,941   | -  | -   | 25,069                  | 128                      | 2   | 3,720   | 4   | 4   | 2  | 3,274  | 2,104   | -  | 425  | 390  |
| Sandhills  | 68,219   | -  | -   | 71,723                  | 292                      | 108   | 4   | -   | 8   | 8  | 623  | 574   | 18   | 465  | 465  |
| Southeastern   | 50,297   | -  | 310   | 125,905                 | 769                      | 30  | 320   | 1,668                                     | 1   | 1  | 4,461  | 4,441   | 9  | 941  | 310  |
| Southwestern   | 23,458   | -  | -   | 2,796                   | 195                      | -   | 4   | 11,167                                    | 5   | 5  | 1,377  | 1,377   | 17,783   | 249  | 249  |



| Institution   | Books, Bound<br>Serials, & Gov't<br>Documents<br>(No. of<br>Volumes) | Separate<br>Government<br>Documents<br>(No. of Units) | Separate<br>Government<br>Collections<br>(No. of Titles) | Microform               |                          | Manu-<br>scripts<br>and<br>Archives<br>(linear<br>feet) | Carto-<br>graphic<br>Materials<br>(No. of<br>Units) | Graphic<br>Materials<br>(No. of<br>Units) | Machine<br>Readable<br>Materials<br>(No. of<br>Units) | Machine<br>Readable<br>Materials<br>(No. of<br>Titles) | Audio-<br>visual<br>Materials<br>(No. of<br>Units) | Audio-<br>visual<br>Materials<br>(No. of<br>Titles) | All Other<br>Library<br>Materials<br>(No. of<br>Units) | Current                                  |   |
|---|--|---|--|-------------------------|--------------------------|---|---|---|---|--|--|---|--|--|---|
|   |  |   |  | No. of<br>Book<br>Units | No. of<br>Book<br>Titles |   |   |   |   |  |  |   |  | Serial<br>Subscrip.<br>(No. of<br>Units) | Serial<br>Subscrip.<br>(No. of<br>Titles) |
| <b>Community Colleges (Cont.)</b>                                       |  |   |  |                         |                          |   |   |   |   |  |  |   |  |  |   |
| Stanly  | 21,270   | 37  | 37   | 21,906                  | 50                       | -   | -   | 939                                       | 57  | 56   | 444  | 444   | 22   | 164                                      | 164                                       |
| Surry   | 42,443   | -   | -  | 5,954                   | 154                      | -   | -   | 500                                       | 100   | 100  | 2,007  | 2,007   | 577  | 292                                      | -   |
| Tri-County  | 21,592   | -   | -  | 2,027                   | 141                      | -   | 8   | 1,026                                     | 61  | 54   | 2,582  | 1,142   | 23   | 353                                      | 353                                       |
| Vance-Granville   | 34,736   | 1   | 1  | 25,465                  | 155                      | -   | -   | 2,900                                     | -   | -  | 492  | 456   | 391  | 299                                      | -   |
| Wake  | 39,307   | 1,905   | 1,823  | 30,440                  | 120                      | -   | 22  | 1,070                                     | -   | -  | 2,486  | 1,764   | 5.6  | 575                                      | 516                                       |
| Wayne   | 37,080   | -   | -  | 89,979                  | 514                      | -   | 1   | 2,578                                     | -   | -  | 3,648  | 3,648   | 221  | 306                                      | 302                                       |
| Western Piedmont  | 33,966   | -   | -  | 3                       | 3                        | -   | 8   | 3,523                                     | 2   | 2  | 2,520  | 2,520   | -  | 351                                      | 339                                       |
| Wilkes  | 49,941   | -   | -  | 41,672                  | 42                       | -   | 1   | 12,191                                    | 130   | 93   | 4,019  | 1,574   | -  | 168                                      | 168                                       |
| <b>Community Col. Total</b>   | <b>1,508,259</b>   | <b>3,274</b>  | <b>2,777</b>   | <b>990,781</b>          | <b>64,814</b>            | <b>1,585</b>  | <b>1,910</b>  | <b>145,170</b>                            | <b>11,429</b>   | <b>5,438</b>   | <b>125,796</b>                                     | <b>107,938</b>                                      | <b>42,428</b>  | <b>12,756</b>                            | <b>10,229</b>                             |
| <b>Technical Community Colleges (without college transfer programs)</b> |  |   |  |                         |                          |   |   |   |   |  |  |   |  |  |   |
| Alamance  | 21,171   | 24,000  | 1  | 20,000 <sup>c</sup>     | -                        | -   | 44  | 56  | 10  | 9  | 2,232  | 1,236   | -  | 136                                      | 136                                       |
| Anson   | 21,552   | -   | -  | 1,010                   | 73                       | -   | -   | -   | 35  | 35   | 1,791  | 1,702   | 658  | 166                                      | 166                                       |
| Bladen  | 17,354   | -   | -  | 17,708                  | -                        | -   | -   | 421                                       | 2   | 2  | 2,302  | 2,299   | -  | 124                                      | 124                                       |
| Brunswick   | 9,168  | -   | -  | 1,026                   | 333                      | -   | 2   | 430                                       | 13  | 7  | 545  | 545   | -  | 51                                       | 51  |
| Carteret  | 20,786   | -   | -  | 209                     | 80                       | -   | -   | -   | 7   | 7  | 887  | 887   | 500  | 64                                       | 64  |
| Central Carolina  | 40,516   | -   | -  | -                       | 113                      | -   | -   | -   | 71  | 1,596  | 2,409  | 1,921   | 865  | 235                                      | 235                                       |
| Haywood   | 26,618   | 489   | 489  | 28,980                  | 124                      | -   | -   | 27  | 2   | 71   | 599  | 599   | 56   | 328                                      | -   |
| Johnston  | 22,378   | -   | -  | 2,094                   | 242                      | -   | 2   | -   | 2   | 7  | 2,284  | 864   | -  | 142                                      | 142                                       |
| Mayland   | 22,561   | -   | -  | 15,791                  | 11                       | -   | -   | -   | 7   | 7  | 2,791  | 2,735   | 12   | 177                                      | 177                                       |
| McDowell  | 18,825   | -   | -  | 2,374                   | 2,374                    | -   | -   | 20,419                                    | -   | -  | 1  | 398   | 324  | 152                                      | 152                                       |
| Montgomery  | 18,415   | -   | -  | 1,861                   | 1,862                    | -   | -   | -   | -   | 1  | 1  | 1   | 19   | 127                                      | -   |
| Pamlico   | 16,917   | -   | -  | 820                     | 70                       | -   | 1   | 12,745                                    | 119   | 47   | 1,056  | 252   | 55   | 266                                      | -   |
| Piedmont  | 23,640   | 102   | 102  | 29,639                  | 28                       | -   | 267   | 12,087                                    | 30  | 30   | -  | 3,074   | 10   | 246                                      | 243                                       |
| Randolph  | 31,087   | -   | -  | 17,073                  | 650                      | -   | 8   | 2,264                                     | 341   | 307  | 2,643  | 2,376   | 581  | 202                                      | 202                                       |
| Roanoke-Chowan  | 30,345   | -   | -  | 12,258                  | 6                        | -   | 4   | 903                                       | 211   | 211  | 720  | 721   | -  | 174                                      | 174                                       |
| Robeson   | 43,446   | -   | -  | 22,256                  | 91                       | -   | -   | 75  | 6   | 3  | 116  | 116   | -  | 133                                      | 133                                       |
| Sampson   | 24,145   | -   | -  | 15,447                  | 103                      | -   | 15  | 3,700                                     | 15  | 15   | 1,326  | 1,197   | 1,047  | 133                                      | 133                                       |
| Wilson  | 32,454   | -   | -  | 38,759                  | 103                      | -   | 89  | 408                                       | 866   | 866  | 2,608  | 2,364   | 82   | 311                                      | 311                                       |
| <b>Technical Community Colleges Total</b>                               | <b>441,378</b>   | <b>24,591</b>   | <b>592</b>   | <b>227,305</b>          | <b>6,257</b>             | <b>421</b>  | <b>481</b>  | <b>53,894</b>                             | <b>1,735</b>  | <b>3,207</b>   | <b>24,310</b>                                      | <b>23,912</b>                                       | <b>4,209</b>   | <b>3,301</b>                             | <b>2,543</b>                              |
| <b>Com. Colleges System Total</b>                                       | <b>1,949,637</b>   | <b>27,865</b>   | <b>3,369</b>   | <b>1,218,086</b>        | <b>71,071</b>            | <b>2,006</b>  | <b>2,391</b>  | <b>199,064</b>                            | <b>13,164</b>   | <b>8,645</b>   | <b>150,106</b>                                     | <b>131,850</b>                                      | <b>46,637</b>  | <b>16,057</b>                            | <b>12,772</b>                             |
| <b>Public Total</b>   | <b>13,906,034</b>  | <b>5,778,011</b>                                      | <b>1,727,341</b>   | <b>17,376,067</b>       | <b>1,234,162</b>         | <b>33,013</b>   | <b>685,324</b>                                      | <b>839,818</b>                            | <b>16,416</b>   | <b>12,119</b>  | <b>370,613</b>                                     | <b>239,554</b>                                      | <b>143,609</b>   | <b>123,462</b>                           | <b>73,490</b>                             |
| <b>Private Institutions and Universities</b>                            |  |   |  |                         |                          |   |   |   |   |  |  |   |  |  |   |
| Barber-Scotia   | 24,270   | -   | -  | 1,104                   | -                        | -   | 34  | 192                                       | -   | -  | 211  | 210   | -  | 193                                      | 1   |
| Barton  | 159,581  | 35,475  | 30,000 <sup>c</sup>                                      | 175,487                 | 19,466                   | -   | 3,913   | 932                                       | 185   | 185  | 3,977  | 3,700 <sup>c</sup>                                  | 14,693   | 1,215                                    | 1,215                                     |
| Belmont Abbey   | 111,777  | -   | -  | 54,774                  | 278                      | -   | -   | 4,559                                     | -   | -  | 2,013  | 2,006   | 8  | 573 <sup>c</sup>                         | 573 <sup>c</sup>                          |
| Bennett   | 93,043   | 10  | 7  | 8                       | 7                        | 214   | 12  | 853                                       | -   | -  | 1,655  | 127   | 12   | 262                                      | 262                                       |
| Campbell  | 174,932  | 67,271  | 51,798   | 558,876                 | 391,655                  | 204   | 8,339   | 14  | 14  | 7  | -  | -   | 50   | 995                                      | 1,434                                     |
| Catawba   | 179,659  | -   | 27,003   | 468,121                 | 442,323                  | 525   | 8,250   | 10,990                                    | 445   | 377  | 3,222  | 3,205   | -  | 1,479                                    | 1,479                                     |
| Davidson  | 385,270  | 214,237   | 46,806   | 324,655                 | 877                      | 182   | 6   | -   | 289   | 15   | -  | -   | 12   | 3,052                                    | -   |
| Duke <sup>b</sup>   | 4,134,361  | 1,200,418   | -  | 1,719,587               | -                        | -   | -   | -   | -   | 146  | 5,451  | -   | -  | 31,107                                   | -   |
| Elon  | 174,715  | 49,186  | -  | 460,473                 | -                        | 506   | -   | 486                                       | -   | 238  | -  | 3,500   | 91   | 1,604                                    | 1,604                                     |
| Gardner-Webb  | 187,856  | 77,201  | 51,665   | 371,733                 | 212,000 <sup>c</sup>     | 100   | 391   | 112                                       | 48  | 43   | 6,982  | 6,635   | 200  | 547                                      | 547                                       |
| Greensboro  | 91,717   | -   | -  | 3,500                   | -                        | 100   | -   | -   | 48  | 43   | 150  | -   | -  | 527                                      | -   |
| Guilford  | 182,673  | -   | -  | 22,295                  | 51                       | 450   | 947   | 6,118                                     | 19  | 18   | 4,571  | 4,155   | 4,486  | 1,200                                    | 1,091                                     |
| High Point  | 121,563  | -   | -  | 55,000                  | 566                      | 13  | 13  | -   | 28  | 28   | 528  | 398   | 192  | 1,205                                    | 1,447                                     |
| Johnson C. Smith  | 115,226  | -   | -  | 24,069                  | 115                      | 23  | -   | 3,863                                     | 207   | 2  | 1,956  | 1,945   | -  | 664                                      | 662                                       |





Table 55.

Library Operating Expenditures in North Carolina Colleges and Universities, 1991-92

| Institution  | Salaries & Wages (excludes Fringe Benefits) | Materials        |                   |                |                  |                        |                             |                  | Furniture and Equipment | All Other Library Operating Expenditures | Total Library Operating Expenditures |
|--|---|------------------|-------------------|----------------|------------------|------------------------|-----------------------------|------------------|-------------------------|--|--------------------------------------|
|  |   | Print Materials  | Current Serials   | Microforms     | Machine Readable | Audio-visual Materials | All Other Library Materials | Preservation     |                         |  |                                      |
| <b>Public Institutions</b>                                 |   |                  |                   |                |                  |                        |                             |                  |                         |  |                                      |
| <b>University of North Carolina</b>                        |   |                  |                   |                |                  |                        |                             |                  |                         |  |                                      |
| Appalachian  | \$1,564,675                                 | \$186,820        | \$782,840         | \$60,340       | \$58,600         | \$14,610               | -                           | \$30,539         | \$234,430               | \$2,965,070                              |                                      |
| East Carolina <sup>a</sup>                                 | 3,060,064                                   | 723,077          | 1,338,552         | 118,427        | 94,166           | 37,961                 | -                           | 256,773          | 828,522                 | 6,537,555                                |                                      |
| Elizabeth City   | 412,806                                     | 127,623          | 70,850            | -              | 42,579           | -                      | -                           | 2,093            | 786,101                 | 1,30,150                                 |                                      |
| Fayetteville   | 581,648                                     | 159,907          | 166,787           | 55,493         | 10               | 2,511                  | -                           | 8,492            | 138,050                 | 1,120,898                                |                                      |
| N.C. A and T   | 1,000,831                                   | 256,950          | 417,546           | 21,867         | 529              | 1,637                  | -                           | 52,543           | 370,296                 | 2,151,286                                |                                      |
| N.C. Central   | 1,235,461                                   | 242,733          | 535,478           | 52,467         | 23,208           | 7,212                  | -                           | 35,702           | 22,016                  | 2,203,663                                |                                      |
| N.C. School of the Arts                                    | 270,352                                     | 87,606           | 26,196            | 3,380          | -                | 7,850                  | -                           | 6,514            | 25,319                  | 433,067                                  |                                      |
| N.C. State   | 4,586,055                                   | 877,029          | 2,270,753         | 18,718         | 58,266           | 16,238                 | -                           | 786,862          | 634,404                 | 9,592,956                                |                                      |
| Pembroke   | 403,494                                     | 159,724          | 130,354           | 8,327          | -                | 110                    | -                           | 20,799           | 197,002                 | 928,269                                  |                                      |
| UNC-Asheville  | 559,880                                     | 194,352          | 184,621           | 26,701         | 9,679            | 19,670                 | -                           | 2,762            | 257,499                 | 1,331,118                                |                                      |
| UNC-Chapel Hill <sup>a</sup>                               | 8,897,415                                   | 1,937,565        | 1,347,491         | 278,153        | 71,555           | 89,292                 | -                           | 783,171          | 1,296,721               | 16,977,269                               |                                      |
| UNC-Charlotte  | 2,153,695                                   | 486,728          | 758,283           | 45,120         | 60,779           | 20,817                 | -                           | 316,006          | 364,445                 | 4,257,699                                |                                      |
| UNC-Greensboro   | 2,380,083                                   | 639,642          | 873,257           | 12,206         | 21,286           | 19,492                 | -                           | 254,362          | 655,110                 | 4,899,726                                |                                      |
| UNC-Wilmington   | 838,890                                     | 311,360          | 790,152           | -              | 26,847           | 5,262                  | -                           | 35,395           | 158,537                 | 2,180,886                                |                                      |
| Western Carolina   | 1,022,589                                   | 183,427          | 428,097           | 33,045         | 25,000           | 21,657                 | -                           | 27,345           | 313,213                 | 2,065,332                                |                                      |
| Winston-Salem  | 441,277                                     | 119,143          | 48,000            | 39,000         | -                | -                      | -                           | 31,053           | 91,963                  | 793,436                                  |                                      |
| <b>UNC Total</b>   | <b>29,409,215</b>                           | <b>6,681,706</b> | <b>12,167,257</b> | <b>773,264</b> | <b>490,504</b>   | <b>242,662</b>         | <b>319,960</b>              | <b>2,850,411</b> | <b>5,717,677</b>        | <b>59,225,061</b>                        |                                      |
| <b>Community Colleges (with college transfer programs)</b> |   |                  |                   |                |                  |                        |                             |                  |                         |  |                                      |
| Asheville-Buncombe   | 127,603                                     | 75,385           | 11,332            | 9,712          | 7,100            | 31,608                 | -                           | 9,787            | 43,880                  | 316,409                                  |                                      |
| Beaufort County  | 96,076                                      | 15,294           | 14,343            | 8,128          | -                | 2,745                  | -                           | 29,494           | 4,074                   | 171,986                                  |                                      |
| Blue Ridge   | 93,645                                      | 26,571           | 7,492             | 4,042          | -                | -                      | -                           | 13,244           | 12,865                  | 157,869                                  |                                      |
| Caldwell   | 148,267                                     | 42,834           | 20,695            | 76             | 1,175            | 10,632                 | -                           | 21,613           | 31,567                  | 277,425                                  |                                      |
| Cape Fear  | 227,080                                     | 44,245           | 23,712            | 6,978          | 1,095            | 4,256                  | -                           | 15,000           | 15,480                  | 338,346                                  |                                      |
| Catawba Valley   | 163,189                                     | 41,649           | 12,217            | 2,047          | -                | 13,191                 | -                           | 2,570            | 24,186                  | 268,702                                  |                                      |
| Central Piedmont   | 615,545                                     | 64,335           | 78,473            | 32,656         | 3,396            | 31,395                 | -                           | 40,000           | 48,965                  | 937,173                                  |                                      |
| Cleveland  | 89,985                                      | 26,444           | 12,112            | 2,851          | 5,050            | 2,351                  | -                           | 2,104            | 7,165                   | 148,487                                  |                                      |
| Coastal Carolina   | 217,332                                     | 35,566           | 7,200             | 10,134         | 2,819            | 4,088                  | -                           | 16,792           | -                       | 270,297                                  |                                      |
| College of the Albemarle                                   | 80,500                                      | 34,665           | 10,870            | 7,837          | 8,119            | 7,787                  | -                           | 36,321           | 22,647                  | 157,571                                  |                                      |
| Craven   | 92,842                                      | 37,262           | 8,245             | 7,315          | 6,514            | 12,968                 | -                           | 71,366           | 22,009                  | 212,419                                  |                                      |
| Davidson County  | 270,307                                     | 45,832           | 9,246             | 688            | -                | 297                    | -                           | 439,921          | 13,337                  | 408,491                                  |                                      |
| Durham   | 122,406                                     | 67,164           | 18,254            | 17,141         | -                | 4,981                  | -                           | 13,975           | 28,101                  | 246,013                                  |                                      |
| Edgecombe  | 305,778                                     | 35,176           | 9,534             | 3,427          | -                | 11,563                 | -                           | 10,584           | 58,907                  | 408,491                                  |                                      |
| Fayetteville   | 425,169                                     | 72,195           | 15,430            | 5,282          | 5,383            | 5,072                  | -                           | 26               | 598,576                 | 598,576                                  |                                      |
| Forsyth  | 162,614                                     | 29,592           | 15,111            | 5,730          | 1,246            | 28,892                 | -                           | 40,000           | 8,642                   | 291,827                                  |                                      |
| Gaston   | 259,957                                     | 8,913            | 44,738            | 6,241          | -                | 13,586                 | -                           | 2,250            | 77,443                  | 407,426                                  |                                      |
| Guilford   | 275,682                                     | 44,637           | 40,183            | 3,949          | 11,889           | 3,386                  | -                           | 7,799            | 17,183                  | 419,186                                  |                                      |
| Hallifax   | 68,500                                      | 15,730           | 8,920             | 3,949          | -                | 1,300                  | -                           | 9,931            | 6,824                   | 113,704                                  |                                      |
| Halifax  | 110,889                                     | 44,662           | 8,920             | 3,949          | -                | 14,206                 | -                           | 4,451            | 41,334                  | 215,542                                  |                                      |
| Isothermal   | 47,999                                      | 15,177           | 8,090             | 903            | -                | 782                    | -                           | 591              | 15,218                  | 88,760                                   |                                      |
| James Sprunt   | 179,951                                     | 52,273           | 8,595             | 2,282          | 752              | 1,087                  | -                           | 31,596           | 5,800                   | 300,209                                  |                                      |
| Lenoir   | 103,238                                     | 11,601           | 14,743            | 1,488          | 7,816            | 6,287                  | -                           | 5,552            | 5,320                   | 149,758                                  |                                      |
| Martin   | 172,755                                     | 23,458           | 14,730            | 2,476          | 3,232            | 6,287                  | -                           | 10,331           | 18,196                  | 252,121                                  |                                      |
| Michell  | 68,246                                      | 25,513           | 3,835             | -              | -                | 2,529                  | -                           | 6,747            | 6,747                   | 106,870                                  |                                      |
| Nash   | 309,333                                     | 62,236           | 28,815            | 6,183          | 5,982            | 20,045                 | -                           | 53,304           | 37,918                  | 524,317                                  |                                      |
| Pitt   | 165,139                                     | 25,800           | 10,147            | 10,232         | 1,325            | 1,955                  | -                           | 7,647            | -                       | 224,312                                  |                                      |
| Richmond   | 149,670                                     | 35,123           | 13,115            | 7,896          | 1,352            | 4,988                  | -                           | 18,883           | 14,643                  | 248,270                                  |                                      |
| Rockingham   | 145,642                                     | 167,877          | 22,818            | 698            | 11,072           | 18,863                 | -                           | 620              | -                       | 224,240                                  |                                      |
| Rowan-Cabarrus   | 105,553                                     | 16,972           | 16,473            | 3,201          | 1,685            | 1,938                  | -                           | 10,041           | 27,141                  | 304,076                                  |                                      |
| Sandhills  | 103,615                                     | 22,896           | 3,712             | 3,712          | 3,232            | 2,522                  | -                           | 3,903            | 4,920                   | 163,208                                  |                                      |
| Southeastern   | 105,553                                     | 16,972           | 16,473            | 3,201          | 1,685            | 1,938                  | -                           | 10,041           | 27,141                  | 304,076                                  |                                      |
| Southwestern   | 103,615                                     | 22,896           | 3,712             | 3,712          | 3,232            | 2,522                  | -                           | 3,903            | 4,920                   | 163,208                                  |                                      |
| Stony  | 162,993                                     | 31,874           | 14,751            | 1,857          | -                | 1,000                  | -                           | 18,282           | 29,583                  | 265,335                                  |                                      |



Table 55. (Cont.)

Library Operating Expenditures in North Carolina Colleges and Universities, 1991-92

| Institution   | Salaries & Wages (excludes Fringe Benefits) |                  | Materials         |                    |                     |                      | Preservation     | Furniture and Equipment | All Other Library Operating Expenditures | Total Library Operating Expenditures |
|---|---|------------------|-------------------|--------------------|---------------------|----------------------|------------------|-------------------------|--|--------------------------------------|
|   |   |                  | Print Materials   | Current Serials    | Microforms          | Machine Readable     |                  |                         |  |                                      |
| <b>Community Colleges (Cont.)</b>                                       |   |                  |                   |                    |                     |                      |                  |                         |  |                                      |
| Surry   | \$149,836                                   | \$40,420         | \$19,540          | \$3,661            | \$10,767            | \$1,387              | \$17,905         | \$12,696                | \$57,493                                 |                                      |
| Tri-County  | 61,624                                      | 11,503           | 16,334            | 2,475              | 31,212              | -                    | 8,704            | 17,981                  | 152,678                                  |                                      |
| Vance-Granville   | 94,660                                      | 42,547           | 23,058            | 8,400              | 6,984               | -                    | 18,127           | 14,556                  | 208,342                                  |                                      |
| Wake  | 367,369                                     | 83,074           | 25,265            | 24,303             | 12,762              | -                    | 33,368           | 96,605                  | 629,985                                  |                                      |
| Wayne   | 165,012                                     | 43,905           | 16,842            | 9,824              | 12,762              | -                    | 10,173           | 50,475                  | 309,191                                  |                                      |
| Western Piedmont  | 108,192                                     | 29,334           | 17,703            | 2,594              | 9,359               | 300                  | 2,313            | 33,243                  | 203,969                                  |                                      |
| Wilkes  | 190,738                                     | 39,156           | 6,088             | 13,821             | 6,203               | -                    | 11,552           | 11,061                  | 279,957                                  |                                      |
| <b>Community Col. Total</b>   | <b>6,970,810</b>                            | <b>1,498,945</b> | <b>691,392</b>    | <b>220,798</b>     | <b>371,128</b>      | <b>80,210</b>        | <b>642,248</b>   | <b>932,422</b>          | <b>11,525,240</b>                        |                                      |
| <b>Technical Community Colleges (without college transfer programs)</b> |   |                  |                   |                    |                     |                      |                  |                         |  |                                      |
| Aiamaace  | 121,296                                     | 31,638           | 6,668             | 1,755              | 30,160              | 1,621                | 18,267           | 14,571                  | 226,197                                  |                                      |
| Anson   | 80,640                                      | 12,768           | 6,253             | 4,789              | 3,932               | -                    | 850              | 5,039                   | 109,482                                  |                                      |
| Bladen  | 89,719                                      | 11,558           | 4,964             | 1,392              | 3,051               | -                    | 1,415            | 3,461                   | 130,349                                  |                                      |
| Brunswick   | 64,333                                      | 12,016           | 1,620             | 4,369              | 1,500               | 1,881                | 6,120            | 6,120                   | 90,339                                   |                                      |
| Carteret  | 127,275                                     | 25,000           | 7,250             | 4,800              | 1,000               | 1,200                | 2,000            | 2,000                   | 172,425                                  |                                      |
| Central Carolina  | 284,514                                     | 41,384           | 23,962            | 10,455             | 9,340               | -                    | 2,000            | 26,862                  | 386,062                                  |                                      |
| Haywood   | 124,479                                     | 8,953            | 10,528            | 5,289              | 3,196               | -                    | 14,561           | 1,469                   | 178,930                                  |                                      |
| Johnston  | 130,086                                     | 41,415           | 16,737            | 1,777              | 6,790               | -                    | 19,281           | 62,623                  | 276,932                                  |                                      |
| Meyland   | 64,747                                      | 11,933           | 5,066             | 3,060              | 2,785               | -                    | 4,784            | 9,054                   | 101,841                                  |                                      |
| McDowell  | 56,282                                      | 10,309           | 6,589             | 1,061              | 3,547               | -                    | 591              | 51,487                  | 132,241                                  |                                      |
| Montgomery  | 79,735                                      | 21,942           | 5,861             | 3,423              | 1,061               | -                    | 276              | 113,098                 | 232,241                                  |                                      |
| Pamlico   | 61,550                                      | 10,325           | 2,695             | 1,413              | 366                 | -                    | 5,001            | 12,262                  | 93,637                                   |                                      |
| Piedmont  | 97,445                                      | 6,092            | 10,158            | 5,419              | 1,589               | -                    | 9,365            | 29,858                  | 159,946                                  |                                      |
| Randolph  | 59,421                                      | 34,460           | 10,791            | 5,989              | 4,774               | 508                  | 7,794            | 2,514                   | 127,215                                  |                                      |
| Roanoke-Crowan  | 80,668                                      | 22,003           | 11,123            | 451                | 451                 | -                    | 7,882            | 23,384                  | 147,087                                  |                                      |
| Robeson   | 184,471                                     | 19,863           | 7,550             | 2,452              | 4,027               | 17,696               | 37,280           | 8,451                   | 286,567                                  |                                      |
| Sampson   | 92,270                                      | 20,324           | 8,300             | 3,742              | 4,182               | 396                  | 4,380            | 144,782                 | 244,782                                  |                                      |
| Wilson  | 114,112                                     | 68,810           | 15,104            | 3,742              | 23,286              | 12,565               | 30,056           | 31,187                  | 308,127                                  |                                      |
| <b>Tech. Com. Co. Total</b>   | <b>1,913,543</b>                            | <b>410,583</b>   | <b>161,219</b>    | <b>50,023</b>      | <b>116,292</b>      | <b>35,667</b>        | <b>173,527</b>   | <b>290,342</b>          | <b>3,185,257</b>                         |                                      |
| <b>Com. Co. System Total</b>  | <b>8,863,853</b>                            | <b>1,909,528</b> | <b>852,611</b>    | <b>270,818</b>     | <b>487,420</b>      | <b>116,077</b>       | <b>815,715</b>   | <b>1,222,764</b>        | <b>14,710,497</b>                        |                                      |
| <b>PUBLIC TOTAL</b>   | <b>38,293,068</b>                           | <b>8,591,234</b> | <b>13,019,868</b> | <b>1,044,082</b>   | <b>730,082</b>      | <b>436,037</b>       | <b>3,466,186</b> | <b>6,940,441</b>        | <b>73,935,558</b>                        |                                      |
| <b>Private Institutions</b>   |   |                  |                   |                    |                     |                      |                  |                         |  |                                      |
| <b>Senior Colleges and Universities</b>                                 |   |                  |                   |                    |                     |                      |                  |                         |  |                                      |
| Barber-Clayton  | DNA   | 69,942           | 3,572             | -                  | 4,721               | -                    | 2,293            | 5,540                   | 86,068                                   |                                      |
| Barrow  | 182,434                                     | 76,922           | 30,366            | 8,000              | 3,472               | 15,602               | 15,602           | 27,137                  | 364,410                                  |                                      |
| Belmont   | 198,427                                     | 39,077           | 26,351            | 4,737              | 150                 | 13,421               | 1,744            | 6,150                   | 299,720                                  |                                      |
| Bennett   | 129,657                                     | 17,666           | 2,483             | 3,011              | -                   | -                    | 21,938           | 10,806                  | 185,561                                  |                                      |
| Campbell  | 297,500                                     | 92,600           | 102,000           | 24,800             | 12,950              | -                    | 15,000           | 128,150                 | 674,650                                  |                                      |
| Catawba   | 190,558                                     | 19,980           | 48,330            | 6,017              | 3,537               | 724                  | 5,920            | 27,633                  | 304,780                                  |                                      |
| Davidson  | 609,514                                     | 284,913          | 311,141           | 57,832             | 40,797              | -                    | 6,490            | 172,291                 | 1,491,735                                |                                      |
| Duke  | 7,423,565                                   | 2,317,465        | 3,652,690         | 113,963            | -                   | 28,622               | 268,556          | 2,434,995               | 16,495,740                               |                                      |
| East Carolina   | 150,549                                     | 42,777           | 42,777            | 37,552             | 1,203               | 27,642               | 87,975           | 58,718                  | 914,217                                  |                                      |
| Gardner-Webb  | 171,723                                     | 29,023           | 33,070            | 34,017             | 1,247               | -                    | 3,843            | 37,703                  | 315,524                                  |                                      |
| Greensboro  | 41,650                                      | 42,000           | 34,500            | 2,500              | 2,259               | -                    | 2,000            | 8,000                   | 232,650                                  |                                      |
| Guilford  | 326,690                                     | 115,542          | 73,311            | 3,453              | -                   | -                    | 2,000            | 47,039                  | 572,021                                  |                                      |
| High Point  | 181,466                                     | 94,331           | 77,313            | 7,295              | -                   | -                    | 5,986            | 41,966                  | 425,920                                  |                                      |
| Johnson C. Smith  | 275,454                                     | 95,000           | 38,852            | 6,126 <sup>d</sup> | 25,000 <sup>e</sup> | 100,000 <sup>c</sup> | 7,819            | 4,979                   | 563,393                                  |                                      |
| Lees-McRae  | 123,347                                     | 57,497           | 22,081            | 1,166 <sup>e</sup> | -                   | -                    | 104              | 2,710                   | 207,897                                  |                                      |
| Lenoir-Rhyne  | 366,194                                     | 77,880           | 85,807            | 29,707             | 52,930              | 215                  | 22,619           | 115,597                 | 780,083                                  |                                      |

| Institution                                | Salaries & Wages (excludes Fringe Benefits) | Materials         |                   |                  |                  |                        |                             |                  | Furniture and Equipment | All Other Library Operating Expenditures | Total Library Operating Expenditures |
|--|---|-------------------|-------------------|------------------|------------------|------------------------|-----------------------------|------------------|-------------------------|--|--------------------------------------|
|  |   | Print Materials   | Current Serials   | Microforms       | Machine Readable | Audio-visual Materials | All Other Library Materials | Preservation     |                         |  |                                      |
| <b>Senior Colleges &amp; Univ. (Cont.)</b> |   |                   |                   |                  |                  |                        |                             |                  |                         |  |                                      |
| Livingstone                                | \$139,906                                   | \$42,500          | \$27,000          | \$9,800          | \$3,300          | \$50                   | \$300                       | \$2,700          | \$1,500                 | \$227,056                                |                                      |
| Mans H'l                                   | 209,052                                     | 32,937            | 43,518            | 22,886           | 2,225            | 4,441                  | -                           | 10,740           | 29,477                  | 358,707                                  |                                      |
| Methodist                                  | 415,574                                     | 117,127           | 57,040            | 8,508            | -                | 18,592                 | 2,199                       | 3,507            | 47,525                  | 680,854                                  |                                      |
| Methodist                                  | 166,515                                     | 52,370            | 29,198            | 10,240           | 100              | 6,518                  | 1,642                       | 1,790            | 16,705                  | 293,151                                  |                                      |
| Montreat-Anderson                          | 97,030                                      | 37,323            | 15,685            | 15,284           | 6,100            | 7,594                  | 6,846                       | 15,760           | 5,087                   | 207,593                                  |                                      |
| Mount Olive                                | 71,869                                      | 22,531            | 12,301            | 2,936            | 2,200            | 213                    | -                           | 2,465            | 17,524                  | 132,184                                  |                                      |
| N.C. Wesleyan                              | 118,315                                     | 39,435            | 36,319            | -                | -                | 800                    | -                           | -                | 18,075                  | 225,695                                  |                                      |
| Pfeiffer                                   | 82,664                                      | 33,752            | 30,475            | 4,612            | 1,399            | -                      | -                           | 3,249            | 1,928                   | 161,545                                  |                                      |
| Queens                                     | 188,740                                     | 61,300            | 45,000            | 11,000           | 12,375           | 1,000                  | -                           | 13,140           | 19,474                  | 357,529                                  |                                      |
| St. Andrews                                | 168,532                                     | 21,265            | 36,329            | 7,665            | 2,435            | -                      | -                           | 19,474           | 24,790                  | 262,470                                  |                                      |
| St. Augustine's                            | 272,400                                     | 125,325           | 15,750            | 25,250           | -                | 4,500                  | 16,600                      | 20,000           | -                       | 488,825                                  |                                      |
| Salem                                      | 202,092                                     | 53,721            | 44,571            | 6,154            | 95               | 8,912                  | -                           | 17,342           | 58,098                  | 401,012                                  |                                      |
| Shaw                                       | 276,662                                     | 75,000            | 48,000            | 49,000           | -                | 3,000                  | -                           | 83,000           | -                       | 540,662                                  |                                      |
| Wake Forest <sup>a</sup>                   | 2,454,367                                   | 761,965           | 1,890,464         | 31,475           | 130,073          | 18,358                 | 1,897                       | 143,820          | 1,093,332               | 6,538,771                                |                                      |
| Warren Wilson                              | 144,678 <sup>b</sup>                        | 46,570            | 22,035            | 8,078            | 3,000            | 2,000                  | -                           | 2,900            | 32,840                  | 262,101                                  |                                      |
| Wingate                                    | 199,140                                     | 75,231            | 52,535            | 11,369           | -                | 9,394                  | -                           | 2,025            | 137,764                 | 487,460                                  |                                      |
| <b>St. Col. &amp; Univ. Total</b>          | <b>16,305,229</b>                           | <b>5,158,759</b>  | <b>6,990,864</b>  | <b>555,972</b>   | <b>283,814</b>   | <b>168,637</b>         | <b>215,710</b>              | <b>783,139</b>   | <b>4,638,435</b>        | <b>35,539,984</b>                        |                                      |
| <b>Junior Colleges</b>                     |   |                   |                   |                  |                  |                        |                             |                  |                         |  |                                      |
| Brevard                                    | 97,850                                      | 28,919            | 7,150             | 3,941            | 3,737            | 3,537                  | 1,878                       | 3,594            | 5,120                   | 158,826                                  |                                      |
| Chowan                                     | 154,211                                     | 58,778            | 11,596            | 15,590           | -                | -                      | 8,340                       | 3,928            | 3,865                   | 256,308                                  |                                      |
| Louisburg                                  | 119,361                                     | 13,008            | 6,083             | 587              | -                | <sup>c</sup>           | -                           | 1,759            | 9,012                   | 149,810                                  |                                      |
| Peace                                      | 70,514                                      | 26,700            | 6,200             | 600              | -                | 3,000                  | -                           | 3,390            | 3,710                   | 114,714                                  |                                      |
| Saint Mary's                               | 120,578                                     | 19,342            | 7,114             | -                | -                | 2,559                  | -                           | 17,886           | 19,127                  | 186,606                                  |                                      |
| <b>Junior Colleges Total</b>               | <b>582,514</b>                              | <b>146,747</b>    | <b>38,143</b>     | <b>20,718</b>    | <b>3,737</b>     | <b>9,096</b>           | <b>10,218</b>               | <b>28,798</b>    | <b>40,834</b>           | <b>868,264</b>                           |                                      |
| <b>PRIVATE Sr. &amp; Jr. TOTAL</b>         | <b>16,867,743</b>                           | <b>5,305,506</b>  | <b>7,029,007</b>  | <b>576,690</b>   | <b>287,551</b>   | <b>178,733</b>         | <b>225,928</b>              | <b>811,937</b>   | <b>4,679,269</b>        | <b>36,406,248</b>                        |                                      |
| <b>Theological Seminary</b>                |   |                   |                   |                  |                  |                        |                             |                  |                         |  |                                      |
| Southeastern                               | 229,872                                     | 62,940            | 27,053            | 11,125           | -                | 3,740                  | -                           | 5,359            | 91,881                  | 435,697                                  |                                      |
| <b>Bible Colleges</b>                      |   |                   |                   |                  |                  |                        |                             |                  |                         |  |                                      |
| East Coast                                 | 39,278                                      | 5,189             | 3,605             | 968              | -                | -                      | 22                          | 3,571            | 872                     | 53,505                                   |                                      |
| Heritage                                   | 6,401                                       | -                 | 250               | -                | -                | -                      | -                           | -                | -                       | 6,651                                    |                                      |
| John Wesley                                | 15,287                                      | 4,113             | 1,425             | -                | -                | 1,088                  | -                           | -                | 918                     | 22,897                                   |                                      |
| Piedmont                                   | 27,972                                      | 832               | 6,346             | -                | -                | 29                     | 1,826                       | -                | 423                     | 37,428                                   |                                      |
| Roanoke                                    | 52,649                                      | 4,557             | 4,953             | 15               | 268              | 1,617                  | -                           | 2,996            | 10,091                  | 77,688                                   |                                      |
| Winston-Salem                              | Data Not Available                          |                   |                   |                  |                  |                        |                             |                  |                         |  |                                      |
| <b>Bible Colleges Total</b>                | <b>141,587</b>                              | <b>14,691</b>     | <b>18,579</b>     | <b>983</b>       | <b>268</b>       | <b>2,734</b>           | <b>1,848</b>                | <b>6,567</b>     | <b>12,304</b>           | <b>198,169</b>                           |                                      |
| <b>PRIVATE TOTAL</b>                       | <b>17,239,202</b>                           | <b>5,383,137</b>  | <b>7,072,639</b>  | <b>588,798</b>   | <b>287,819</b>   | <b>185,207</b>         | <b>227,776</b>              | <b>823,863</b>   | <b>4,783,454</b>        | <b>37,040,114</b>                        |                                      |
| <b>GRAND TOTAL</b>                         | <b>55,532,270</b>                           | <b>13,974,371</b> | <b>20,092,507</b> | <b>1,632,880</b> | <b>913,064</b>   | <b>915,289</b>         | <b>663,813</b>              | <b>4,290,049</b> | <b>11,723,895</b>       | <b>110,975,672</b>                       |                                      |

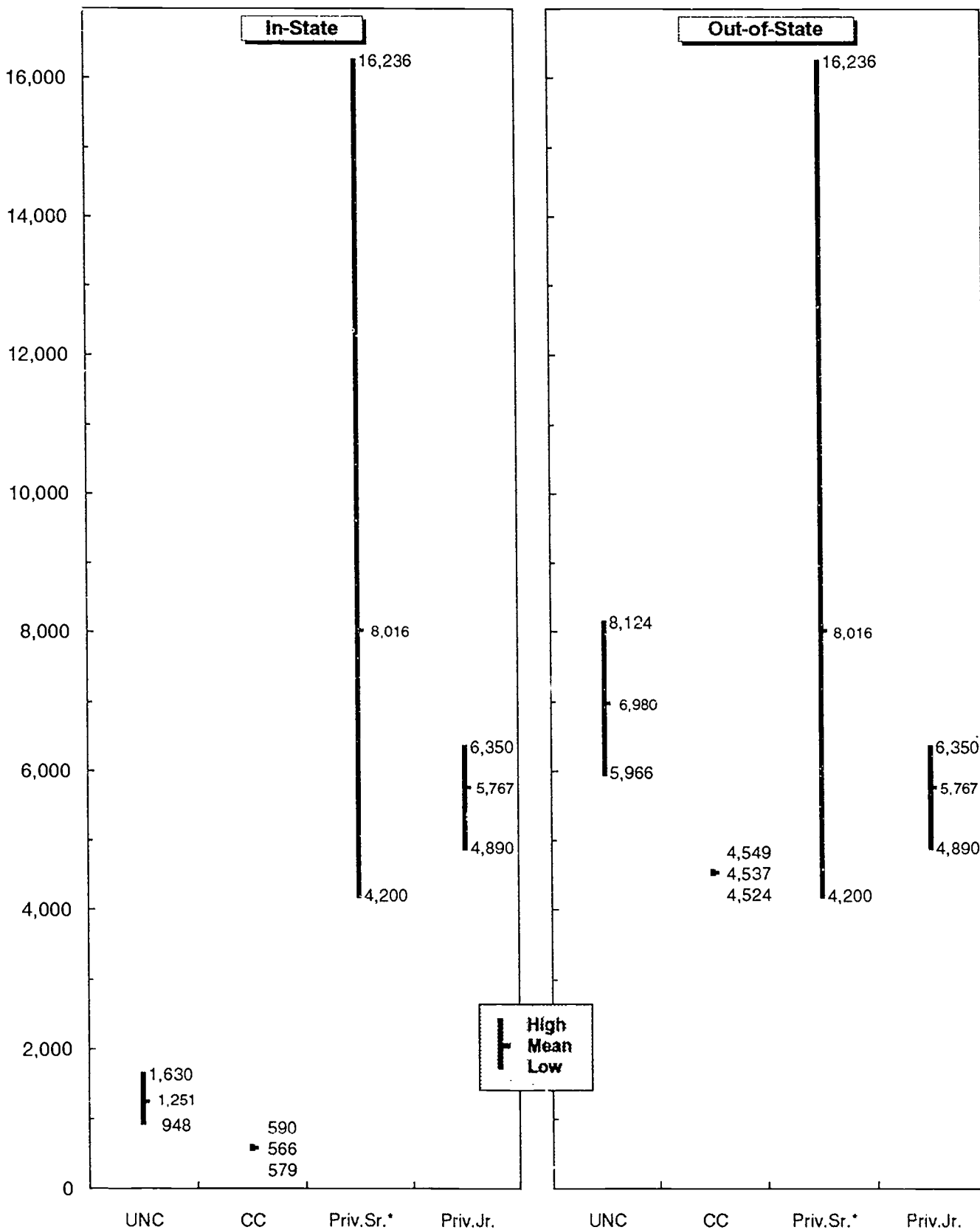
<sup>a</sup> Includes Health Affairs and Medical School Library  
<sup>b</sup> Estimated  
<sup>c</sup> Represents one-time cost for library automation  
<sup>d</sup> Included in Current Serials  
<sup>e</sup> Included in Print Materials.

**SECTION VII**  
**COSTS TO STUDENTS**

- Figure 13. Ranges of Combined Tuition and Required Fees Charged to Undergraduate Students in North Carolina Colleges and Universities, 1992-93
- Table 56. Undergraduate Tuition and Required Fees Combined for North Carolina Colleges and Universities 1987-88 to 1992-93
- Table 57. Costs to Undergraduate Students at North Carolina Colleges and Universities by Institution, 1992-93
- Table 58. Detailed Listing of Required Fees Charged to Regular Undergraduate Students in North Carolina Colleges and Universities by Institution, 1992-93
- Table 59. Costs to Students in First Professional Degree Programs at North Carolina Universities by Institution and Type of Program, 1992-93
- Table 60. Costs to Graduate Students at North Carolina Universities by Institution, 1992-93



Figure 13. Ranges of *Combined* Tuition and Required Fees Charged to Undergraduate Students in North Carolina Colleges and Universities, 1992-93



\*Includes theological seminary and Bible colleges.

**TABLE 56. UNDERGRADUATE TUITION AND REQUIRED FEES COMBINED FOR NORTH CAROLINA COLLEGES AND UNIVERSITIES, 1987-88 TO 1992-93**

| INSTITUTION  | IN-STATE |         |          |          |          | OUT-OF-STATE |          |          |          |          | 1992-93<br>% Change<br>Over<br>1991-92 |       |
|--|----------|---------|----------|----------|----------|--------------|----------|----------|----------|----------|--|-------|
|  | 1987-88  | 1988-89 | 1989-90  | 1990-91  | 1991-92  | 1987-88      | 1988-89  | 1989-90  | 1990-91  | 1991-92  |  |       |
|  | Amount   | Amount  | Amount   | Amount   | Amount   | Amount       | Amount   | Amount   | Amount   | Amount   |  |       |
| <b>PUBLIC INSTITUTIONS</b>                                 |          |         |          |          |          |              |          |          |          |          |  |       |
| <b>University of North Carolina</b>                        |          |         |          |          |          |              |          |          |          |          |  |       |
| Appalachian  | \$ 853   | \$ 882  | \$ 1,004 | \$ 1,160 | \$ 1,167 | \$ 4,353     | \$ 4,720 | \$ 5,376 | \$ 5,692 | \$ 6,221 | \$ 6,936                               | 11.5% |
| East Carolina  | 842      | 878     | 978      | 1,090    | 1,204    | 4,342        | 4,716    | 5,350    | 5,621    | 6,258    | 6,918                                  | 10.5% |
| Elizabeth City   | 882      | 912     | 1,006    | 1,078    | 1,150    | 3,958        | 4,284    | 4,848    | 5,065    | 5,624    | 6,202                                  | 10.3% |
| Fayetteville   | 822      | 822     | 910      | 982      | 1,096    | 4,322        | 4,660    | 5,282    | 5,513    | 6,150    | 6,810                                  | 10.7% |
| N.C. A and T   | 989      | 899     | 1,007    | 1,114    | 1,228    | 4,389        | 4,737    | 5,379    | 5,645    | 6,282    | 6,942                                  | 10.5% |
| N.C. Central   | 894      | 894     | 988      | 1,055    | 1,169    | 4,394        | 4,732    | 5,360    | 5,586    | 6,223    | 6,883                                  | 10.6% |
| N.C. School of the Arts*                                   | 1,140    | 1,191   | 1,372    | 1,438    | 1,630    | 5,067        | 5,523    | 6,316    | 6,565    | 8,089    | 8,089                                  | 0.0%  |
| N.C. State   | 896      | 921     | 1,037    | 1,110    | 1,238    | 4,498        | 4,875    | 5,539    | 5,777    | 7,106    | 7,870                                  | 10.8% |
| Pembroke   | 706      | 716     | 800      | 842      | 914      | 3,782        | 4,088    | 4,642    | 4,829    | 5,388    | 5,966                                  | 10.7% |
| UNC-Asheville  | 798      | 818     | 900      | 1,044    | 1,116    | 3,874        | 4,190    | 4,742    | 5,031    | 5,590    | 6,168                                  | 10.3% |
| UNC-Chapel Hill  | 845      | 876     | 983      | 1,059    | 1,213    | 4,447        | 4,830    | 5,485    | 5,726    | 7,081    | 7,833                                  | 10.6% |
| UNC-Charlotte  | 777      | 819     | 919      | 1,033    | 1,147    | 4,277        | 4,657    | 5,291    | 5,564    | 6,201    | 6,861                                  | 10.6% |
| UNC-Greensboro   | 989      | 1,128   | 1,269    | 1,364    | 1,492    | 4,591        | 5,082    | 5,771    | 6,031    | 7,360    | 8,124                                  | 10.4% |
| UNC-Wilmington   | 911      | 953     | 1,068    | 1,188    | 1,302    | 4,411        | 4,791    | 5,440    | 5,719    | 6,356    | 7,016                                  | 10.4% |
| Western Carolina   | 870      | 900     | 1,028    | 1,115    | 1,229    | 4,370        | 4,738    | 5,400    | 5,646    | 6,283    | 6,943                                  | 10.5% |
| Winston-Salem  | 776      | 796     | 902      | 988      | 1,060    | 3,852        | 4,168    | 4,744    | 4,975    | 5,534    | 6,112                                  | 10.4% |
| UNC Average  | 868      | 900     | 1,011    | 1,104    | 1,210    | 4,308        | 4,674    | 5,310    | 5,562    | 6,359    | 6,980                                  | 9.8%  |
| <b>Community Colleges (with college transfer programs)</b> |          |         |          |          |          |              |          |          |          |          |  |       |
| Asheville-Buncombe   | -        | -       | 291      | 336      | 504      | -            | -        | 2,541    | 2,964    | 4,536    | 4,536                                  | 0.0%  |
| Beaufort County  | 243      | 243     | 288      | 333      | 501      | 2,124        | 2,124    | 2,538    | 2,961    | 4,533    | 4,533                                  | 0.0%  |
| Blue Ridge   | -        | -       | 291      | 340      | 508      | -            | -        | 2,541    | 2,968    | 4,540    | 4,546                                  | 0.1%  |
| Caldwell   | 240      | 240     | 285      | 330      | 498      | 2,121        | 2,121    | 2,535    | 2,958    | 4,530    | 4,536                                  | 0.1%  |
| Cape Fear  | -        | -       | -        | -        | -        | -            | -        | -        | -        | -        | 4,534                                  | -     |
| Catawba Valley   | -        | 243     | 288      | 333      | 501      | -            | 2,124    | 2,538    | 2,961    | 4,533    | 4,533                                  | 0.0%  |
| Central Piedmont   | 231      | 231     | 276      | 321      | 498      | 2,112        | 2,112    | 2,526    | 2,949    | 4,530    | 4,530                                  | 0.0%  |
| Cleveland  | 249      | 253     | 294      | 339      | 511      | 2,130        | 2,134    | 2,544    | 2,967    | 4,543    | 4,545                                  | 0.0%  |
| Coastal Carolina   | 240      | 240     | 285      | 336      | 504      | 2,121        | 2,121    | 2,535    | 2,964    | 4,536    | 4,536                                  | 0.0%  |
| College of the Albemarle                                   | 253      | 253     | 298      | 343      | 513      | 2,134        | 2,134    | 2,548    | 2,971    | 4,545    | 4,543                                  | 0.0%  |
| Craven   | 252      | 252     | 297      | 342      | 510      | 2,133        | 2,133    | 2,547    | 2,970    | 4,542    | 4,542                                  | 0.0%  |
| Davidson County  | 248      | 248     | 293      | 338      | 506      | 2,129        | 2,129    | 2,543    | 2,966    | 4,538    | 4,538                                  | 0.0%  |
| Durham   | 246      | 234     | 279      | 324      | 501      | 2,127        | 2,115    | 2,529    | 2,952    | 4,533    | 4,533                                  | 0.0%  |
| Edgecombe  | 234      | 234     | 288      | 333      | 501      | 2,115        | 2,115    | 2,538    | 2,961    | 4,533    | 4,533                                  | 0.0%  |
| Fayetteville   | -        | -       | -        | -        | -        | -            | -        | -        | -        | -        | 4,527                                  | -     |
| Forsyth  | -        | -       | 289      | 334      | 503      | -            | -        | 2,539    | 2,962    | 4,535    | 4,535                                  | 0.0%  |
| Gaston   | 249      | 249     | 298      | 345      | 513      | 2,130        | 2,130    | 2,548    | 2,973    | 4,545    | 4,533                                  | -0.3% |

**TABLE 56. (Cont.) UNDERGRADUATE TUITION AND REQUIRED FEES COMBINED FOR NORTH CAROLINA COLLEGES AND UNIVERSITIES, 1987-88 TO 1992-93**

| INSTITUTION                       | IN-STATE |         |         |         |         |                       | OUT-OF-STATE |         |         |         |         |                       |         |
|-----------------------------------|----------|---------|---------|---------|---------|-----------------------|--------------|---------|---------|---------|---------|-----------------------|---------|
|                                   | 1987-88  | 1988-89 | 1989-90 | 1990-91 | 1991-92 | Amount                | 1987-88      | 1988-89 | 1989-90 | 1990-91 | 1991-92 | Amount                | 1992-93 |
|                                   | \$       | \$      | \$      | \$      | \$      | % Change Over 1991-92 | \$           | \$      | \$      | \$      | \$      | % Change Over 1991-92 |         |
| <b>Community Colleges (Cont.)</b> |          |         |         |         |         |                       |              |         |         |         |         |                       |         |
| Guilford                          | 246      | 246     | 292     | 336     | 514     | 587                   | 2,127        | 2,127   | 2,545   | 2,968   | 4,546   | 4,546                 | 0.0%    |
| Halifax                           | 253      | 253     | 298     | 343     | 511     | 585                   | 2,134        | 2,134   | 2,548   | 2,971   | 4,543   | 4,536                 | 0.0%    |
| Isothermal                        | 249      | 249     | 294     | 339     | 507     | 581                   | 2,130        | 2,130   | 2,544   | 2,967   | 4,539   | 4,539                 | 0.0%    |
| James Sprunt                      | 253      | 253     | 298     | 349     | 517     | 590                   | 2,134        | 2,134   | 2,548   | 2,977   | 4,549   | 4,549                 | 0.0%    |
| Lenoir                            | 240      | 240     | 285     | 330     | 498     | 572                   | 2,121        | 2,121   | 2,535   | 2,958   | 4,530   | 4,530                 | 0.0%    |
| Martin                            | 252      | 252     | 297     | 342     | 510     | 582                   | 2,133        | 2,133   | 2,547   | 2,970   | 4,542   | 4,540                 | 0.0%    |
| Mitchell                          | 234      | 234     | 288     | 333     | 504     | 578                   | 2,115        | 2,115   | 2,538   | 2,961   | 4,536   | 4,536                 | 0.0%    |
| Nash                              | 247      | 247     | 292     | 333     | 505     | 578                   | 2,128        | 2,128   | 2,542   | 2,961   | 4,537   | 4,537                 | 0.0%    |
| Pitt                              | 252      | 252     | 297     | 342     | 510     | 584                   | 2,133        | 2,133   | 2,547   | 2,970   | 4,542   | 4,542                 | 0.0%    |
| Richmond                          | 252      | 252     | 297     | 342     | 510     | 584                   | 2,133        | 2,133   | 2,547   | 2,970   | 4,542   | 4,542                 | 0.0%    |
| Rockingham                        | 249      | 249     | 294     | 339     | 507     | 581                   | 2,130        | 2,130   | 2,544   | 2,967   | 4,539   | 4,539                 | 0.0%    |
| Rowan-Cabarrus**                  | 251      | 251     | 296     | 339     | 512     | 585                   | 2,132        | 2,132   | 2,546   | 2,967   | 4,544   | 4,544                 | 0.0%    |
| Sandhills                         | -        | -       | -       | -       | -       | 577                   | -            | -       | -       | -       | -       | 4,535                 | -       |
| Southeastern                      | -        | -       | -       | -       | -       | 578                   | -            | -       | -       | -       | -       | 4,536                 | -       |
| Southwestern                      | 243      | 243     | 288     | 333     | 501     | 575                   | 2,124        | 2,124   | 2,538   | 2,961   | 4,533   | 4,533                 | 0.0%    |
| Stanly                            | 235      | 235     | 283     | 328     | 496     | 569                   | 2,116        | 2,116   | 2,533   | 2,956   | 4,528   | 4,528                 | 0.0%    |
| Surry                             | 243      | 243     | 299     | 342     | 510     | 584                   | 2,124        | 2,124   | 2,549   | 2,970   | 4,542   | 4,542                 | 0.0%    |
| Tri-County                        | -        | -       | -       | -       | 492     | 566                   | -            | -       | -       | -       | 4,524   | 4,524                 | 0.0%    |
| Vance-Granville                   | 243      | 243     | 288     | 342     | 510     | 584                   | 2,124        | 2,124   | 2,538   | 2,970   | 4,542   | 4,542                 | 0.0%    |
| Wake                              | 248      | 247     | 292     | 337     | 505     | 579                   | 2,129        | 2,128   | 2,542   | 2,965   | 4,537   | 4,537                 | 0.0%    |
| Wayne                             | 251      | 251     | 296     | 341     | 509     | 583                   | 2,132        | 2,132   | 2,546   | 2,969   | 4,541   | 4,541                 | 0.0%    |
| Western Piedmont                  | 246      | 246     | 291     | 337     | 506     | 579                   | 2,127        | 2,127   | 2,541   | 2,965   | 4,538   | 4,537                 | 0.0%    |
| Wilkes                            |          |         |         |         |         |                       |              |         |         |         |         |                       |         |
| Comm. Colleges Average            |          |         |         |         |         |                       |              |         |         |         |         |                       |         |
| <b>PRIVATE INSTITUTIONS</b>       |          |         |         |         |         |                       |              |         |         |         |         |                       |         |
| <b>Senior Colleges and Univ.</b>  |          |         |         |         |         |                       |              |         |         |         |         |                       |         |
| Barber-Scotia                     | 3,330    | 3,250   | 3,338   | 4,000   | 4,000   | 4,200                 | 3,330        | 3,250   | 3,338   | 4,000   | 4,000   | 4,200                 | 5.0%    |
| Barton (Atlantic Christian)       | 4,544    | 4,830   | 5,190   | 5,730   | 6,173   | 6,720                 | 4,544        | 4,830   | 5,190   | 5,730   | 6,173   | 6,720                 | 8.9%    |
| Belmont Abbey                     | 5,136    | 5,672   | 6,364   | 6,940   | 7,470   | 7,974                 | 5,136        | 5,672   | 6,364   | 6,940   | 7,470   | 7,974                 | 6.7%    |
| Benr:st                           | 4,265    | 4,465   | 4,965   | 5,230   | 5,400   | 5,725                 | 4,265        | 4,465   | 4,965   | 5,230   | 5,400   | 5,725                 | 6.0%    |
| Campbell                          | 5,606    | 5,958   | 6,382   | 6,823   | 7,265   | 7,672                 | 5,656        | 6,008   | 6,432   | 6,873   | 7,265   | 7,672                 | 5.6%    |
| Catawba                           | 5,600    | 6,200   | 6,800   | 7,300   | 7,700   | 8,130                 | 5,600        | 6,200   | 6,800   | 7,300   | 7,700   | 8,130                 | 5.6%    |
| Chowan                            | -        | -       | -       | -       | -       | 6,280                 | -            | -       | -       | -       | -       | 6,280                 | -       |
| Davidson                          | 9,405    | 10,235  | 11,327  | 12,442  | 14,058  | 14,950                | 9,405        | 10,235  | 11,327  | 12,442  | 14,058  | 14,950                | 6.3%    |
| Duke                              | 10,318   | 10,918  | 13,148  | 14,222  | 15,182  | 16,236                | 10,318       | 10,918  | 13,148  | 14,222  | 15,182  | 16,236                | 6.9%    |
| Elon                              | 4,950    | 5,460   | 6,170   | 6,770   | 7,520   | 8,110                 | 4,950        | 5,460   | 6,170   | 6,770   | 7,520   | 8,110                 | 7.8%    |

**TABLE 56. (Cont.) UNDERGRADUATE TUITION AND REQUIRED FEES COMBINED FOR NORTH CAROLINA COLLEGES AND UNIVERSITIES, 1987-88 TO 1992-93**

| INSTITUTION                              | IN-STATE |          |          |          |          | OUT-OF-STATE |         |          |          |          | % Change Over 1991-92 | 1992-93 Amount | % Change Over 1991-92 |       |
|--|----------|----------|----------|----------|----------|--------------|---------|----------|----------|----------|-----------------------|----------------|-----------------------|-------|
|  | 1987-88  | 1988-89  | 1989-90  | 1990-91  | 1991-92  | 1987-88      | 1988-89 | 1989-90  | 1990-91  | 1991-92  |                       |                |                       |       |
| <b>Senior Colleges and Univ. (Cont.)</b> |          |          |          |          |          |              |         |          |          |          |                       |                |                       |       |
| Gardner-Webb                             | \$ 4,930 | \$ 5,330 | \$ 5,770 | \$ 6,220 | \$ 6,720 | \$ 7,180     | 6.8%    | \$ 4,930 | \$ 5,330 | \$ 5,770 | \$ 6,220              | \$ 6,720       | \$ 7,180              | 6.8%  |
| Greensboro                               | 4,750    | 5,156    | 5,646    | 6,201    | 6,830    | 7,240        | 6.0%    | 4,750    | 5,156    | 5,646    | 6,201                 | 6,830          | 7,240                 | 6.0%  |
| Guilford                                 | 7,063    | 8,025    | 8,803    | 9,664    | 10,594   | 11,734       | 10.8%   | 7,063    | 8,025    | 8,803    | 9,664                 | 10,594         | 11,734                | 10.8% |
| High Point                               | 4,900    | 5,285    | 5,660    | 6,085    | 6,710    | 7,250        | 8.0%    | 4,900    | 5,285    | 5,660    | 6,085                 | 6,710          | 7,250                 | 8.0%  |
| Johnson C. Smith                         | 3,870    | 4,348    | 5,055    | 5,671    | 5,876    | 6,138        | 4.5%    | 3,870    | 4,348    | 5,055    | 5,671                 | 5,876          | 6,138                 | 4.5%  |
| Lees-McRae                               | -        | 4,320    | 4,900    | 5,456    | 6,098    | 6,898        | 13.1%   | -        | 4,320    | 4,900    | 5,456                 | 6,098          | 6,898                 | 13.1% |
| Lenoir-Rhyne                             | 5,980    | 6,730    | 7,310    | 7,965    | 8,584    | 9,500        | 10.7%   | 5,980    | 6,730    | 7,310    | 7,965                 | 8,584          | 9,500                 | 10.7% |
| Livingstone                              | 3,405    | 3,574    | 3,574    | 3,784    | 4,704    | 5,200        | 10.5%   | 3,405    | 3,574    | 3,574    | 3,784                 | 4,704          | 5,200                 | 10.5% |
| Mars Hill                                | 4,840    | 5,050    | 5,600    | 6,200    | 6,650    | 6,950        | 4.5%    | 4,840    | 5,050    | 5,600    | 6,200                 | 6,650          | 6,950                 | 4.5%  |
| Meredith                                 | 4,450    | 4,750    | 5,030    | 5,310    | 5,720    | 6,020        | 5.2%    | 4,450    | 4,750    | 5,030    | 5,310                 | 5,720          | 6,020                 | 5.2%  |
| Methodist                                | 5,703    | 6,150    | 6,650    | 7,200    | 7,700    | 8,250        | 7.1%    | 5,703    | 6,150    | 6,650    | 7,200                 | 7,700          | 8,250                 | 7.1%  |
| Montreat-Anderson                        | 3,500    | 4,108    | 4,784    | 5,250    | 5,832    | 6,512        | 11.7%   | 3,500    | 4,108    | 4,784    | 5,250                 | 5,832          | 6,512                 | 11.7% |
| Mount Olive                              | 4,200    | 4,445    | 4,995    | 5,495    | 6,600    | 7,100        | 7.6%    | 4,200    | 4,445    | 4,995    | 5,495                 | 6,600          | 7,100                 | 7.6%  |
| N.C. Wesleyan                            | 5,350    | 6,000    | 6,400    | 6,730    | 7,160    | 7,660        | 7.0%    | 5,350    | 6,000    | 6,400    | 6,730                 | 7,160          | 7,660                 | 7.0%  |
| Pfeiffer                                 | 5,030    | 5,535    | 6,090    | 6,620    | 7,295    | 7,730        | 6.0%    | 5,030    | 5,535    | 6,090    | 6,620                 | 7,295          | 7,730                 | 6.0%  |
| Queens                                   | 6,150    | 6,750    | 7,550    | 8,500    | 9,300    | 9,850        | 5.9%    | 6,150    | 6,750    | 7,550    | 8,500                 | 9,300          | 9,850                 | 5.9%  |
| St. Andrews                              | 6,579    | 7,104    | 7,650    | 8,150    | 8,875    | 9,415        | 6.1%    | 6,579    | 7,104    | 7,650    | 8,150                 | 8,875          | 9,415                 | 6.1%  |
| St. Augustine's                          | 4,100    | 4,350    | 4,250    | 4,650    | 4,950    | 5,300        | 7.1%    | 4,100    | 4,350    | 4,250    | 4,650                 | 4,950          | 5,300                 | 7.1%  |
| Salem                                    | 6,912    | 7,718    | 8,425    | 9,082    | 9,125    | 9,446        | 3.5%    | 6,912    | 7,718    | 8,425    | 9,082                 | 9,125          | 9,446                 | 3.5%  |
| Shaw                                     | 4,430    | 4,430    | 4,430    | 4,630    | 4,894    | 5,272        | 7.7%    | 4,430    | 4,430    | 4,430    | 4,630                 | 4,894          | 5,272                 | 7.7%  |
| Wake Forest                              | 7,250    | 7,950    | 8,800    | 9,700    | 10,800   | 12,000       | 11.1%   | 7,250    | 7,950    | 8,800    | 9,700                 | 10,800         | 12,000                | 11.1% |
| Warren Wilson                            | 6,250    | 6,650    | 6,650    | 7,500    | 8,350    | 9,150        | 9.6%    | 6,250    | 6,650    | 6,650    | 7,500                 | 8,350          | 9,150                 | 9.6%  |
| Wingate                                  | 3,870    | 4,420    | 5,070    | 5,670    | 6,120    | 6,740        | 10.1%   | 3,870    | 4,420    | 5,070    | 5,670                 | 6,120          | 6,740                 | 10.1% |
| Private Sr. Average                      | 5,376    | 5,786    | 6,337    | 6,912    | 7,508    | 8,016        | 6.8%    | 5,376    | 5,786    | 6,338    | 6,914                 | 7,508          | 8,016                 | 6.8%  |
| <b>Junior Colleges</b>                   |          |          |          |          |          |              |         |          |          |          |                       |                |                       |       |
| Brevard                                  | 3,900    | 4,150    | 4,430    | 4,680    | 5,251    | 5,785        | 10.2%   | 3,900    | 4,150    | 4,430    | 4,680                 | 5,251          | 5,785                 | 10.2% |
| Chowan                                   | 3,650    | 3,880    | 4,130    | 4,500    | 5,500    | -            | -       | 3,650    | 3,880    | 4,130    | 4,500                 | 5,500          | -                     | -     |
| Lees-McRae                               | 4,010    | -        | -        | -        | -        | -            | -       | 4,010    | -        | -        | -                     | -              | -                     | -     |
| Louisburg                                | 4,080    | 4,390    | 4,739    | 5,089    | 5,694    | 6,044        | 6.1%    | 4,080    | 4,390    | 4,739    | 5,089                 | 5,694          | 6,044                 | 6.1%  |
| Peace                                    | 3,380    | 3,595    | 3,915    | 4,225    | 4,885    | 4,890        | 0.1%    | 3,380    | 3,595    | 3,915    | 4,225                 | 4,885          | 4,890                 | 0.1%  |
| Saint Mary's                             | 4,995    | 5,200    | 5,200    | 5,540    | 6,125    | 6,350        | 3.7%    | 4,995    | 5,200    | 5,200    | 5,540                 | 6,125          | 6,350                 | 3.7%  |
| Junior Col. Average                      | 4,003    | 4,243    | 4,483    | 4,807    | 5,491    | 5,767        | 5.0%    | 4,003    | 4,243    | 4,483    | 4,807                 | 5,491          | 5,767                 | 5.0%  |

Note: All figures are for the academic year. In-state and out-of-state tuition are the same for all community colleges and technical community colleges.

\*Tuition and required fees for high school students in 1992-93 are: In-State - \$534; Out-of-State - \$4,486.

\*\*College transfer coursework is offered under a contract with another institution.

TABLE 57.

**COSTS TO UNDERGRADUATE STUDENTS AT NORTH CAROLINA COLLEGES  
AND UNIVERSITIES BY INSTITUTION, 1992-93**

| INSTITUTION   | TUITION      |                  | OTHER<br>REQUIRED<br>FEES | DORMITORY ROOMS     |                     | BOARD (Meals per Week) |          |        |
|---|--------------|------------------|---------------------------|---------------------|---------------------|------------------------|----------|--------|
|   | In-<br>State | Out-of-<br>State |                           | Single<br>Occupancy | Double<br>Occupancy | 19 - 21                | 14 - 15  | <14    |
| <b>PUBLIC INSTITUTIONS</b>  |              |                  |                           |                     |                     |                        |          |        |
| <b>University of North Carolina</b>                                     |              |                  |                           |                     |                     |                        |          |        |
| Appalachian   | \$ 718       | \$ 6,390         | \$ 546 <sup>a</sup>       | \$ 2,055            | \$ 1,370            | \$ 1,450               | \$ 1,000 | \$ 750 |
| East Carolina   | 718          | 6,390            | 528                       | 2,116 <sup>b</sup>  | 1,410 <sup>b</sup>  | -                      | 1,620    | 1,420  |
| Elizabeth City  | 590          | 5,608            | 594 <sup>a</sup>          | -                   | 1,460 <sup>c</sup>  | 1,220                  | -        | -      |
| Fayetteville  | 718          | 6,390            | 420 <sup>a</sup>          | -                   | 1,250               | 1,050                  | -        | -      |
| N.C. A and T  | 718          | 6,390            | 552                       | -                   | 1,630               | 1,330                  | -        | -      |
| N.C. Central  | 718          | 6,390            | 493                       | 2,289               | 1,569               | 1,346                  | 1,185    | -      |
| N.C. School of the Arts   |              |                  |                           |                     |                     |                        |          |        |
| College   | 1,158        | 7,617            | 472                       | 1,762               | 1,488               | 1,675                  | -        | -      |
| High School   | 62           | 4,014            | 472                       | 1,762               | 1,488               | 1,675                  | -        | -      |
| N.C. State  | 822          | 7,406            | 464                       | 1,670               | 1,450               | 1,998                  | 1,900    | 1,600  |
| Pembroke  | 590          | 5,608            | 358                       | -                   | 1,210 <sup>b</sup>  | 1,200                  | 1,150    | 1,090  |
| UNC-Asheville   | 590          | 5,608            | 560                       | 2,080               | 1,610               | 1,600                  | 1,500    | -      |
| UNC-Chapel Hill   | 822          | 7,406            | 427                       | 2,510               | 1,796               | 1,700                  | 1,490    | -      |
| UNC-Charlotte   | 718          | 6,390            | 471                       | 2,224               | 1,472               | 1,370                  | -        | -      |
| UNC-Greensboro  | 822          | 7,405            | 718                       | 2,144               | 1,715               | 1,760                  | -        | -      |
| UNC-Wilmington  | 718          | 6,390            | 626                       | 2,290               | 1,910               | 1,550                  | 1,490    | 1,350  |
| Western Carolina  | 718          | 6,390            | 553 <sup>a</sup>          | 1,890               | 1,230               | 1,060                  | 1,004    | 790    |
| Winston-Salem   | 590          | 5,608            | 504                       | -                   | 1,420               | 1,342                  | -        | -      |
| <b>Community Colleges (with college transfer programs)</b>              |              |                  |                           |                     |                     |                        |          |        |
| Asheville-Buncombe  | 557          | 4,515            | 21                        | -                   | -                   | -                      | -        | -      |
| Beaufort County   | 557          | 4,515            | 18                        | -                   | -                   | -                      | -        | -      |
| Blue Ridge  | 557          | 4,515            | 31                        | -                   | -                   | -                      | -        | -      |
| Caldwell  | 557          | 4,515            | 21                        | -                   | -                   | -                      | -        | -      |
| Cape Fear   | 557          | 4,515            | 19                        | -                   | -                   | -                      | -        | -      |
| Catawba Valley  | 557          | 4,515            | 18                        | -                   | -                   | -                      | -        | -      |
| Central Piedmont  | 557          | 4,515            | 15                        | -                   | -                   | -                      | -        | -      |
| Cleveland   | 557          | 4,515            | 30                        | -                   | -                   | -                      | -        | -      |
| Coastal Carolina  | 557          | 4,515            | 21                        | -                   | -                   | -                      | -        | -      |
| College of the Albemarle  | 557          | 4,515            | 28                        | -                   | -                   | -                      | -        | -      |
| Craven  | 557          | 4,515            | 27                        | -                   | -                   | -                      | -        | -      |
| Davidson County   | 557          | 4,515            | 23                        | -                   | -                   | -                      | -        | -      |
| Durham  | 557          | 4,515            | 18                        | -                   | -                   | -                      | -        | -      |
| Edgecombe   | 557          | 4,515            | 18                        | -                   | -                   | -                      | -        | -      |
| Fayetteville  | 557          | 4,515            | 12                        | -                   | -                   | -                      | -        | -      |
| Forsyth   | 557          | 4,515            | 20                        | -                   | -                   | -                      | -        | -      |
| Gaston  | 557          | 4,515            | 18                        | -                   | -                   | -                      | -        | -      |
| Guilford  | 557          | 4,515            | 31                        | -                   | -                   | -                      | -        | -      |
| Halifax   | 557          | 4,515            | 21                        | -                   | -                   | -                      | -        | -      |
| Isothermal  | 557          | 4,515            | 28                        | -                   | -                   | -                      | -        | -      |
| James Sprunt  | 557          | 4,515            | 24                        | -                   | -                   | -                      | -        | -      |
| Lenoir  | 557          | 4,515            | 34                        | -                   | -                   | -                      | -        | -      |
| Martin  | 557          | 4,515            | 15                        | -                   | -                   | -                      | -        | -      |
| Mitchell  | 557          | 4,515            | 25                        | -                   | -                   | -                      | -        | -      |
| Nash  | 557          | 4,515            | 21                        | -                   | -                   | -                      | -        | -      |
| Pitt  | 557          | 4,515            | 22                        | -                   | -                   | -                      | -        | -      |
| Richmond  | 557          | 4,515            | 27                        | -                   | -                   | -                      | -        | -      |
| Rockingham  | 557          | 4,515            | 27                        | -                   | -                   | -                      | -        | -      |
| Rowan-Cabarrus  | 557          | 4,515            | 24                        | -                   | -                   | -                      | -        | -      |
| Sandhills   | 557          | 4,515            | 21                        | -                   | -                   | -                      | -        | -      |
| Southeastern  | 557          | 4,515            | 29                        | -                   | -                   | -                      | -        | -      |
| Southwestern  | 557          | 4,515            | 20                        | -                   | -                   | -                      | -        | -      |
| Stanly  | 557          | 4,515            | 21                        | -                   | -                   | -                      | -        | -      |
| Surry   | 557          | 4,515            | 18                        | -                   | -                   | -                      | -        | -      |
| Tri-County  | 557          | 4,515            | 13                        | -                   | -                   | -                      | -        | -      |
| Vance-Granville   | 557          | 4,515            | 27                        | -                   | -                   | -                      | -        | -      |
| Wake  | 557          | 4,515            | 9                         | -                   | -                   | -                      | -        | -      |
| Wayne   | 557          | 4,515            | 27                        | -                   | -                   | -                      | -        | -      |
| Western Piedmont  | 557          | 4,515            | 22                        | -                   | -                   | -                      | -        | -      |
| Wilkes  | 557          | 4,515            | 26                        | -                   | -                   | -                      | -        | -      |
| <b>Technical Community Colleges (without college transfer programs)</b> |              |                  |                           |                     |                     |                        |          |        |
| Alamance  | 557          | 4,515            | 21                        | -                   | -                   | -                      | -        | -      |
| Anson   | 557          | 4,515            | 21                        | -                   | -                   | -                      | -        | -      |
| Bladen  | 557          | 4,515            | 31                        | -                   | -                   | -                      | -        | -      |
| Brunswick   | 557          | 4,515            | 24                        | -                   | -                   | -                      | -        | -      |
| Carteret  | 557          | 4,515            | 16                        | -                   | -                   | -                      | -        | -      |
| Central Carolina  | 557          | 4,515            | 21                        | -                   | -                   | -                      | -        | -      |
| Haywood   | 557          | 4,515            | 21                        | -                   | -                   | -                      | -        | -      |

TABLE 57. (Cont.) COSTS TO UNDERGRADUATE STUDENTS AT NORTH CAROLINA COLLEGES AND UNIVERSITIES BY INSTITUTION, 1992-93

| INSTITUTION                                 | TUITION      |                  | OTHER<br>REQUIRED<br>FEES | DORMITORY ROOMS     |                     | BOARD (Meats per Week) |         |       |
|---|--------------|------------------|---------------------------|---------------------|---------------------|------------------------|---------|-------|
|   | In-<br>State | Out-of-<br>State |                           | Single<br>Occupancy | Double<br>Occupancy | 19 - 21                | 14 - 15 | <14   |
| <b>Technical Community Colleges (Cont.)</b> |              |                  |                           |                     |                     |                        |         |       |
| Johnston                                    | \$ 557       | \$ 4,515         | \$ 21                     | \$ -                | \$ -                | \$ -                   | \$ -    | \$ -  |
| Mayland                                     | 557          | 4,515            | 24                        | -                   | -                   | -                      | -       | -     |
| McDowell                                    | 557          | 4,515            | 18                        | -                   | -                   | -                      | -       | -     |
| Montgomery                                  | 557          | 4,515            | 12                        | -                   | -                   | -                      | -       | -     |
| Pamlico                                     | 557          | 4,515            | 15                        | -                   | -                   | -                      | -       | -     |
| Piedmont                                    | 557          | 4,515            | 21                        | -                   | -                   | -                      | -       | -     |
| Randolph                                    | 557          | 4,515            | 22                        | -                   | -                   | -                      | -       | -     |
| Roanoke-Chowan                              | 557          | 4,515            | 24                        | -                   | -                   | -                      | -       | -     |
| Robeson                                     | 557          | 4,515            | 18                        | -                   | -                   | -                      | -       | -     |
| Sampson                                     | 557          | 4,515            | 31                        | -                   | -                   | -                      | -       | -     |
| Wilson                                      | 557          | 4,515            | 21                        | -                   | -                   | -                      | -       | -     |
| <b>PRIVATE INSTITUTIONS</b>                 |              |                  |                           |                     |                     |                        |         |       |
| <b>Senior Colleges and Univ.</b>            |              |                  |                           |                     |                     |                        |         |       |
| Barber-Scotia                               | 3,780        | 3,780            | 420                       | -                   | 1,242               | 1,370                  | -       | -     |
| Barton                                      | 6,480        | 6,480            | 240                       | 1,900               | 1,500               | 1,497                  | -       | -     |
| Belmont Abbey                               | 7,664        | 7,664            | 310                       | 2,822               | 2,222               | 1,848                  | 1,778   | 1,356 |
| Bennett                                     | 5,100        | 5,100            | 625                       | 1,820               | 1,300               | 1,475                  | -       | -     |
| Campbell                                    | 7,550        | 7,550            | 122                       | 1,470               | 1,070               | 1,620                  | 1,520   | -     |
| Catawba                                     | 7,830        | 7,830            | 300                       | 2,900               | 2,300               | 1,550                  | -       | -     |
| Chowan                                      | 6,280        | 6,280            | -                         | 1,690               | 1,240               | 1,860                  | 1,730   | -     |
| Davidson                                    | 14,820       | 14,820           | 130                       | 2,762               | 2,266               | 2,204                  | 1,791   | 1,384 |
| Duke  | 15,700       | 15,700           | 536                       | 3,492 <sup>b</sup>  | 2,630 <sup>b</sup>  | 2,920                  | 2,150   | 1,670 |
| Elon  | 7,980        | 7,980            | 130                       | 2,020               | 1,560               | 1,925                  | 1,710   | -     |
| Gardner-Webb                                | 7,180        | 7,180            | -                         | -                   | 1,810               | 1,990                  | -       | -     |
| Greensboro                                  | 7,080        | 7,080            | 160                       | 2,624               | 1,564               | 1,940                  | -       | -     |
| Guilford                                    | 11,400       | 11,400           | 334                       | 3,229               | 2,429               | 2,355 <sup>d</sup>     | -       | -     |
| High Point                                  | 6,600        | 6,600            | 650                       | 1,880-1,980         | 1,330-1,430         | 2,130                  | -       | -     |
| Johnson C. Smith                            | 5,453        | 5,453            | 685                       | 1,196               | 1,196               | 1,135                  | -       | -     |
| Lees-McRae                                  | 5,720        | 5,720            | 1,178                     | 1,252               | 1,252               | 1,650                  | -       | -     |
| Lenoir-Rhyne                                | 8,990        | 8,990            | 510                       | -                   | 1,615               | 2,050                  | -       | -     |
| Livingstone                                 | 4,400        | 4,400            | 800                       | 2,300               | 1,400               | 2,000                  | -       | -     |
| Mars Hill                                   | 6,400        | 6,400            | 550                       | 2,400-2,700         | 1,600-1,800         | 1,900                  | -       | -     |
| Meredith                                    | 6,020        | 6,020            | -                         | -                   | 1,500               | 1,470                  | -       | -     |
| Methodist                                   | 8,250        | 8,250            | -                         | 2,025               | 1,350               | 2,050                  | -       | -     |
| Montreat-Anderson                           | 6,136        | 6,136            | 376                       | 2,085               | 1,390               | 1,852                  | -       | -     |
| Mount Olive                                 | 7,100        | 7,100            | -                         | 1,425               | 1,275               | 1,350                  | -       | -     |
| N.C. Wesleyan                               | 7,250        | 7,250            | 410                       | 2,110               | 1,590               | 2,200                  | -       | -     |
| Pfeiffer                                    | 7,730        | 7,730            | -                         | 2,660               | 2,010               | 1,270                  | -       | -     |
| Queens                                      | 9,740        | 9,740            | 110                       | 2,950               | 2,450               | 2,100                  | 2,000   | -     |
| St. Andrews                                 | 9,410        | 9,410            | 5                         | 2,482               | 1,655               | 2,500                  | 2,450   | -     |
| St. Augustine's                             | 3,850        | 3,850            | 1,450                     | -                   | 1,428               | 1,972                  | -       | -     |
| Salem                                       | 9,270        | 9,270            | 176                       | 3,295               | 2,795               | 2,995                  | -       | -     |
| Shaw  | 4,872        | 4,872            | 400                       | -                   | 1,260               | 2,114                  | -       | -     |
| Wake Forest                                 | 12,000       | 12,000           | -                         | 2,195-2,245         | 1,460-2,195         | -                      | 1,776   | 1,360 |
| Warren Wilson                               | 8,700        | 8,700            | 450                       | 2,326               | 1,426               | 1,426                  | -       | -     |
| Wingate                                     | 6,740        | 6,740            | -                         | 2,150               | 1,450               | 1,600                  | 1,530   | 650   |
| <b>Junior Colleges</b>                      |              |                  |                           |                     |                     |                        |         |       |
| Brevard                                     | 5,185        | 5,185            | 600                       | -                   | 1,600               | 2,050                  | -       | -     |
| Louisburg                                   | 5,700        | 5,700            | 344                       | -                   | 1,525               | 1,415                  | -       | -     |
| Peace                                       | 4,890        | 4,890            | -                         | 4,410               | 2,940               | 1,220                  | -       | -     |
| Saint Mary's                                | 6,350        | 6,350            | -                         | 3,440               | 3,440               | 2,105                  | -       | -     |
| <b>Theological Seminary</b>                 |              |                  |                           |                     |                     |                        |         |       |
| Southeastern                                | 1,000        | 1,000            | 100                       | 1,260               | 990                 | -                      | -       | -     |
| <b>Bible Colleges</b>                       |              |                  |                           |                     |                     |                        |         |       |
| East Coast                                  | 3,450        | 3,450            | 535                       | -                   | 1,110               | 1,110                  | -       | -     |
| Heritage                                    | 1,440        | 1,440            | 140                       | 1,200               | 1,200               | 1,680                  | -       | -     |
| John Wesley                                 | 3,558        | 3,558            | 300                       | 1,200               | 1,200               | -                      | -       | -     |
| Piedmont                                    | 3,190        | 3,190            | 400                       | 1,424               | 1,092               | 1,508                  | -       | -     |
| Roanoke                                     | 2,784        | 2,784            | 180                       | 1,520               | 920                 | 1,520 <sup>d</sup>     | -       | -     |
| Winston-Salem                               | 1,280        | 1,280            | 70                        | -                   | 750                 | -                      | -       | -     |

<sup>a</sup> Excludes book rental fee.

<sup>b</sup> Represents non-air conditioned rooms. There is an additional charge for a room with air conditioning.

<sup>c</sup> New and/or deluxe dorms and apartment complexes have an additional charge per year.

<sup>d</sup> Eighteen meals per week.

Table 58.

**Detailed Listing of Required Fees Charged to Regular Undergraduate Students  
in North Carolina Colleges and Universities by Institution, 1992-93**

| Institution   | Athletic<br>Fee | Health<br>Services<br>Fee | Cultural<br>Series | Student<br>Govern-<br>ment | Student<br>Publi-<br>cations | Student<br>Union | Student<br>Activities<br>Fee | Debt<br>Service<br>Fee | Other<br>Fees | Total<br>Required<br>Fees |
|---|-----------------|---------------------------|--------------------|----------------------------|------------------------------|------------------|------------------------------|------------------------|---------------|---------------------------|
| <b>PUBLIC INSTITUTIONS</b>  |                 |                           |                    |                            |                              |                  |                              |                        |               |                           |
| <b>University of North Carolina</b>                                     |                 |                           |                    |                            |                              |                  |                              |                        |               |                           |
| Appalachian*  | \$ 102.00       | \$ 88.00                  | \$ -               | \$ -                       | \$ -                         | \$ -             | \$ 92.00                     | \$ 263.00              | \$ -          | \$ 545.50                 |
| East Carolina   | 175.00          | 114.00                    | -                  | -                          | -                            | -                | 124.00                       | 115.00                 | -             | 528.00                    |
| Elizabeth City*   | 120.00          | 162.00                    | -                  | -                          | -                            | -                | 120.00                       | 192.00                 | -             | 594.00                    |
| Fayetteville*   | 140.00          | 84.00                     | -                  | -                          | -                            | -                | 90.00                        | 106.00                 | -             | 420.00                    |
| N.C. A and T  | 115.00          | 150.00                    | -                  | -                          | -                            | -                | 76.00                        | 211.00                 | -             | 552.00                    |
| N.C. Central  | 128.00          | 130.00                    | -                  | -                          | -                            | -                | 98.00                        | 137.00                 | -             | 493.00                    |
| N.C. School of the Arts**   | -               | 235.00                    | -                  | -                          | -                            | -                | 237.00                       | -                      | -             | 472.00                    |
| N.C. State  | 100.00          | 116.00                    | -                  | -                          | -                            | -                | 37.00                        | 211.00                 | -             | 464.00                    |
| Pembroke  | 100.00          | 100.00                    | -                  | -                          | -                            | -                | 146.00                       | 12.00                  | -             | 358.00                    |
| UNC-Asheville   | 168.00          | 60.00                     | -                  | -                          | -                            | -                | 206.00                       | 126.00                 | -             | 560.00                    |
| UNC-Chapel Hill   | 60.00           | 210.00                    | -                  | -                          | -                            | -                | 43.20                        | 114.00                 | -             | 427.20                    |
| UNC-Charlotte   | 197.00          | 70.00                     | -                  | -                          | -                            | -                | 132.00                       | 72.00                  | -             | 471.00                    |
| UNC-Greensboro  | 190.00          | 188.00                    | -                  | -                          | -                            | -                | 165.00                       | 175.00                 | -             | 718.00                    |
| UNC-Wilmington  | 183.00          | 98.00                     | -                  | -                          | -                            | -                | 205.00                       | 140.00                 | -             | 626.00                    |
| Western Carolina*   | 168.00          | 134.00                    | -                  | -                          | -                            | -                | 102.00                       | 149.00                 | -             | 553.00                    |
| Winston-Salem   | 100.00          | 126.00                    | -                  | -                          | -                            | -                | 118.00                       | 160.00                 | -             | 504.00                    |
| <b>Community Colleges (with college transfer programs)</b>              |                 |                           |                    |                            |                              |                  |                              |                        |               |                           |
| Asheville-Buncombe  | -               | -                         | -                  | -                          | -                            | -                | 18.00                        | -                      | 3.27          | 21.27                     |
| Beaufort County   | -               | -                         | -                  | -                          | -                            | -                | 18.00                        | -                      | -             | 18.00                     |
| Blue Ridge  | -               | -                         | -                  | -                          | -                            | -                | 27.00                        | -                      | 3.60          | 30.60                     |
| Caldwell  | -               | -                         | -                  | -                          | -                            | -                | 21.00                        | -                      | -             | 21.00                     |
| Cape Fear   | -               | -                         | -                  | -                          | -                            | -                | 18.00                        | -                      | 1.00          | 19.00                     |
| Catawba Valley  | -               | -                         | -                  | -                          | -                            | -                | 18.00                        | -                      | -             | 18.00                     |
| Central Piedmont  | -               | -                         | -                  | -                          | -                            | -                | 15.00                        | -                      | -             | 15.00                     |
| Cleveland   | -               | -                         | -                  | -                          | -                            | -                | 30.00                        | -                      | -             | 30.00                     |
| Coastal Carolina  | -               | -                         | -                  | -                          | -                            | -                | 21.00                        | -                      | -             | 21.00                     |
| College of the Albemarle  | -               | -                         | -                  | -                          | -                            | -                | 28.00                        | -                      | -             | 28.00                     |
| Craven  | -               | -                         | -                  | -                          | -                            | -                | 27.00                        | -                      | -             | 27.00                     |
| Davidson County   | -               | -                         | -                  | -                          | -                            | -                | 15.00                        | -                      | 7.50          | 22.50                     |
| Durham  | -               | -                         | -                  | -                          | -                            | -                | 18.00                        | -                      | -             | 18.00                     |
| Edgecombe   | -               | -                         | -                  | -                          | -                            | -                | 18.00                        | -                      | -             | 18.00                     |
| Fayetteville  | -               | -                         | -                  | -                          | -                            | -                | 12.00                        | -                      | -             | 12.00                     |
| Forsyth   | -               | -                         | -                  | -                          | -                            | -                | 15.00                        | -                      | 5.00          | 20.00                     |
| Gaston  | -               | -                         | -                  | -                          | 6.00                         | -                | 12.00                        | -                      | -             | 18.00                     |
| Guilford  | -               | -                         | -                  | -                          | -                            | -                | 27.75                        | -                      | 3.15          | 30.90                     |
| Halifax   | -               | -                         | -                  | -                          | -                            | -                | 15.00                        | -                      | 6.00          | 21.00                     |
| Isothermal  | -               | -                         | -                  | -                          | -                            | -                | 28.00                        | -                      | -             | 28.00                     |
| James Sprunt  | -               | -                         | -                  | -                          | -                            | -                | 24.00                        | -                      | -             | 24.00                     |
| Lenoir  | -               | 6.00                      | -                  | -                          | -                            | -                | 27.00                        | -                      | 0.75          | 33.75                     |
| Martin  | -               | -                         | -                  | -                          | -                            | -                | 15.00                        | -                      | -             | 15.00                     |
| Mitchell  | -               | -                         | -                  | -                          | -                            | -                | 25.20                        | -                      | -             | 25.20                     |
| Nash  | -               | -                         | -                  | -                          | -                            | -                | 21.00                        | -                      | -             | 21.00                     |
| Pitt  | -               | -                         | -                  | -                          | -                            | -                | 18.00                        | -                      | 3.60          | 21.60                     |
| Richmond  | -               | -                         | -                  | -                          | -                            | -                | 27.00                        | -                      | -             | 27.00                     |
| Rockingham  | -               | -                         | -                  | -                          | -                            | -                | 27.00                        | -                      | -             | 27.00                     |
| Rowan-Cabarrus  | -               | -                         | -                  | -                          | -                            | -                | 24.00                        | -                      | -             | 24.00                     |
| Sandhills   | -               | -                         | -                  | -                          | -                            | -                | 21.00                        | -                      | -             | 21.00                     |
| Southeastern  | -               | 3.15                      | -                  | -                          | -                            | -                | 24.00                        | -                      | 1.50          | 28.65                     |
| Southwestern  | -               | -                         | -                  | -                          | -                            | -                | 18.00                        | -                      | 2.00          | 20.00                     |
| Stanly  | -               | -                         | -                  | 10.50                      | -                            | -                | 10.50                        | -                      | -             | 21.00                     |
| Surry   | -               | -                         | -                  | -                          | -                            | -                | 18.00                        | -                      | -             | 18.00                     |
| Tri-County  | -               | -                         | -                  | -                          | -                            | -                | 9.00                         | -                      | 3.60          | 12.60                     |
| Vance-Granville   | -               | -                         | -                  | -                          | -                            | -                | 27.00                        | -                      | -             | 27.00                     |
| Wake  | -               | -                         | -                  | -                          | -                            | -                | 6.00                         | -                      | 3.00          | 9.00                      |
| Wayne   | -               | -                         | -                  | -                          | -                            | -                | 27.00                        | -                      | -             | 27.00                     |
| Western Piedmont  | -               | -                         | -                  | -                          | -                            | -                | 18.00                        | -                      | 4.14          | 22.14                     |
| Wilkes  | 7.50            | -                         | -                  | 7.50                       | 3.00                         | -                | -                            | -                      | 8.00          | 26.00                     |
| <b>Technical Community Colleges (without college transfer programs)</b> |                 |                           |                    |                            |                              |                  |                              |                        |               |                           |
| Alamance  | -               | -                         | -                  | -                          | -                            | -                | 15.00                        | -                      | 6.00          | 21.00                     |
| Anson   | -               | -                         | -                  | -                          | -                            | -                | 15.00                        | -                      | 6.00          | 21.00                     |
| Bladen  | -               | -                         | -                  | -                          | -                            | -                | 27.00                        | -                      | 3.60          | 30.60                     |
| Brunswick   | -               | -                         | -                  | -                          | -                            | -                | 21.00                        | -                      | 3.30          | 24.30                     |
| Carteret  | -               | -                         | -                  | -                          | -                            | -                | 12.00                        | -                      | 3.60          | 15.60                     |
| Central Carolina  | -               | -                         | -                  | -                          | -                            | -                | 21.00                        | -                      | -             | 21.00                     |

Table 58. (Cont.)

Detailed Listing of Required Fees Charged to Regular Undergraduate Students  
in North Carolina Colleges and Universities by Institution, 1992-93

| Institution                                 | Athletic Fee | Health Services Fee | Cultural Series | Student Government | Student Publications | Student Union | Student Activities Fee | Debt Service Fee | Other Fees | Total Required Fees |
|---|--------------|---------------------|-----------------|--------------------|----------------------|---------------|------------------------|------------------|------------|---------------------|
| <b>Technical Community Colleges (Cont.)</b> |              |                     |                 |                    |                      |               |                        |                  |            |                     |
| Haywood                                     | \$ -         | \$ -                | \$ -            | \$ -               | \$ -                 | \$ -          | \$ 19.50               | \$ -             | \$ 1.00    | \$ 20.50            |
| Johnston                                    | -            | -                   | -               | -                  | -                    | -             | 21.00                  | -                | -          | 21.00               |
| Mayland                                     | -            | 3.30                | -               | -                  | -                    | -             | 21.00                  | -                | -          | 24.30               |
| McDowell                                    | -            | -                   | -               | -                  | -                    | -             | 15.00                  | -                | 2.85       | 17.85               |
| Montgomery                                  | -            | -                   | -               | -                  | -                    | -             | 12.00                  | -                | -          | 12.00               |
| Pamlico                                     | -            | -                   | -               | -                  | -                    | -             | 15.00                  | -                | -          | 15.00               |
| Piedmont                                    | -            | -                   | -               | -                  | -                    | -             | 18.00                  | -                | 3.00       | 21.00               |
| Randolph                                    | -            | -                   | -               | -                  | -                    | -             | 21.60                  | -                | -          | 21.60               |
| Roanoke-Chowan                              | -            | -                   | -               | -                  | -                    | -             | 21.00                  | -                | 3.30       | 24.30               |
| Robeson                                     | -            | -                   | -               | -                  | -                    | -             | 18.00                  | -                | -          | 18.00               |
| Sampson                                     | -            | -                   | -               | -                  | -                    | -             | 24.00                  | -                | 6.60       | 30.60               |
| Wilson                                      | -            | -                   | -               | -                  | -                    | -             | 21.00                  | -                | -          | 21.00               |
| <b>PRIVATE INSTITUTIONS</b>                 |              |                     |                 |                    |                      |               |                        |                  |            |                     |
| <b>Senior Colleges and Univ.</b>            |              |                     |                 |                    |                      |               |                        |                  |            |                     |
| Barber-Scotia                               | -            | 150.00              | -               | 60.00              | -                    | 35.00         | 60.00                  | -                | 115.00     | 420.00              |
| Barton                                      | -            | -                   | -               | -                  | -                    | -             | 240.00                 | -                | -          | 240.00              |
| Belmont Abbey                               | 30.00        | 128.00              | -               | -                  | -                    | -             | 152.00                 | -                | -          | 310.00              |
| Bennett                                     | 100.00       | 95.00               | 45.00           | 65.00              | 45.00                | 65.00         | 30.00                  | -                | 180.00     | 625.00              |
| Campbell                                    | -            | -                   | -               | 40.00              | 40.00                | -             | -                      | -                | 42.00      | 122.00              |
| Catawba                                     | -            | -                   | -               | -                  | -                    | -             | 300.00                 | -                | -          | 300.00              |
| Chowan                                      | -            | -                   | -               | -                  | -                    | -             | -                      | -                | -          | ***                 |
| Davidson                                    | -            | -                   | -               | -                  | -                    | -             | 130.00                 | -                | -          | 130.00              |
| Duke  | -            | 336.00              | -               | 120.00             | -                    | -             | -                      | -                | 80.00      | 536.00              |
| Elon  | -            | 50.00               | -               | 80.00              | -                    | -             | -                      | -                | -          | 130.00              |
| Gardner-Webb                                | -            | -                   | -               | -                  | -                    | -             | -                      | -                | -          | ***                 |
| Greensboro                                  | -            | -                   | -               | -                  | -                    | -             | 160.00                 | -                | -          | 160.00              |
| Guilford                                    | -            | 124.00              | -               | -                  | -                    | -             | 210.00                 | -                | -          | 334.00              |
| High Point                                  | -            | -                   | -               | -                  | -                    | -             | -                      | -                | 650.00     | 650.00              |
| Johnson C. Smith                            | 80.00        | 104.00              | 26.00           | 55.00              | 53.00                | 210.00        | -                      | -                | 157.00     | 685.00              |
| Lees-McRae                                  | -            | -                   | -               | -                  | -                    | -             | 1,178.00               | -                | -          | 1,178.00            |
| Lenoir-Rhyne                                | 68.00        | 75.00               | 14.00           | 26.40              | 50.00                | 50.00         | 120.60                 | -                | 106.00     | 510.00              |
| Livingstone                                 | 150.00       | 150.00              | 140.00          | 100.00             | 70.00                | -             | -                      | -                | 190.00     | 800.00              |
| Mars Hill                                   | -            | -                   | -               | -                  | -                    | -             | -                      | -                | 550.00     | 550.00              |
| Meredith                                    | -            | -                   | -               | -                  | -                    | -             | -                      | -                | -          | ***                 |
| Methodist                                   | -            | -                   | -               | -                  | -                    | -             | -                      | -                | -          | ***                 |
| Montreat-Anderson                           | -            | -                   | -               | -                  | -                    | -             | -                      | -                | 376.00     | 376.00              |
| Mount Olive                                 | -            | -                   | -               | -                  | -                    | -             | -                      | -                | -          | ***                 |
| N.C. Wesleyan                               | -            | 150.00              | -               | -                  | -                    | -             | 240.00                 | -                | 20.00      | 410.00              |
| Pfeiffer                                    | -            | -                   | -               | -                  | -                    | -             | -                      | -                | -          | ***                 |
| Queens                                      | -            | -                   | -               | -                  | -                    | -             | 110.00                 | -                | -          | 110.00              |
| St. Andrews                                 | -            | -                   | -               | -                  | -                    | -             | 5.00                   | -                | -          | 5.00                |
| St. Augustine's                             | -            | -                   | -               | -                  | -                    | -             | 1,450.00               | -                | -          | 1,450.00            |
| Salem                                       | -            | -                   | -               | 176.00             | -                    | -             | -                      | -                | -          | 176.00              |
| Shaw  | -            | 200.00              | -               | -                  | -                    | -             | -                      | -                | 200.00     | 400.00              |
| Wake Forest                                 | -            | -                   | -               | -                  | -                    | -             | -                      | -                | -          | ***                 |
| Warren Wilson                               | -            | -                   | -               | -                  | -                    | -             | 450.00                 | -                | -          | 450.00              |
| Wingate                                     | -            | -                   | -               | -                  | -                    | -             | -                      | -                | -          | ***                 |
| <b>Junior Colleges</b>                      |              |                     |                 |                    |                      |               |                        |                  |            |                     |
| Brevard                                     | -            | -                   | -               | -                  | -                    | -             | 600.00                 | -                | -          | 600.00              |
| Louisburg                                   | 20.00        | 30.00               | 8.00            | 20.00              | 50.00                | -             | 20.00                  | 55.00            | 141.00     | 344.00              |
| Peace                                       | -            | -                   | -               | -                  | -                    | -             | -                      | -                | -          | ***                 |
| St. Mary's                                  | -            | -                   | -               | -                  | -                    | -             | -                      | -                | -          | ***                 |
| <b>Theological Seminary</b>                 |              |                     |                 |                    |                      |               |                        |                  |            |                     |
| Southeastern                                | -            | -                   | -               | -                  | -                    | -             | 100.00                 | -                | -          | 100.00              |
| <b>Bible Colleges</b>                       |              |                     |                 |                    |                      |               |                        |                  |            |                     |
| East Coast                                  | -            | 240.00              | -               | -                  | 30.00                | -             | 50.00                  | -                | 215.00     | 535.00              |
| Heritage                                    | -            | -                   | -               | -                  | -                    | -             | 40.00                  | -                | 100.00     | 140.00              |
| John Wesley                                 | -            | -                   | -               | -                  | -                    | -             | -                      | -                | 300.00     | 300.00              |
| Piedmont                                    | -            | -                   | -               | -                  | -                    | -             | -                      | -                | 400.00     | 400.00              |
| Roanoke                                     | -            | -                   | -               | -                  | -                    | -             | -                      | -                | 180.00     | 180.00              |
| Winston-Salem                               | -            | -                   | -               | -                  | -                    | -             | 50.00                  | -                | 20.00      | 70.00               |

\*Excludes book rental fee.

\*\*Required fees are the same for high school and college students.

\*\*\*All required fees are included in tuition.



TABLE 59. COSTS TO STUDENTS IN FIRST PROFESSIONAL DEGREE PROGRAMS AT NORTH CAROLINA UNIVERSITIES BY INSTITUTION AND TYPE OF PROGRAM, 1992-93

| INSTITUTION AND TYPE OF PROGRAM     | TUITION  |              | OTHER REQUIRED FEES |
|-------------------------------------|----------|--------------|---------------------|
|                                     | In-State | Out-of-State |                     |
| <b>University of North Carolina</b> |          |              |                     |
| East Carolina<br>Medicine           | \$ 1,764 | \$ 17,024    | \$ 528              |
| N.C. Central<br>Law                 | 718      | 7,820        | 457                 |
| N.C. State<br>Veterinary Medicine   | 1,764    | 14,428       | 464                 |
| UNC-Chapel Hill<br>Medicine         | 1,764    | 17,024       | 431                 |
| Dentistry                           | 1,764    | 15,030       | 681                 |
| Pharmacy                            | 1,764    | 9,148        | 422                 |
| Law                                 | 822      | 9,072        | 493                 |
| <b>Private Institutions</b>         |          |              |                     |
| Campbell<br>Law                     | 10,500   | 10,500       | 272                 |
| Pharmacy                            | 8,750    | 8,750        | 217                 |
| Duke<br>Medicine                    | 17,500   | 17,500       | 0                   |
| Law                                 | 17,400   | 17,400       | 0                   |
| Theology                            | 7,000    | 7,000        | 0                   |
| Livingstone<br>Theology             | 2,400    | 2,400        | 400                 |
| Wake Forest<br>Medicine             | 15,500   | 15,500       | -                   |
| Law                                 | 12,850   | 12,850       | -                   |
| Southeastern Seminary<br>Theology   | 1,000    | 1,000        | 100                 |

TABLE 60. COSTS TO GRADUATE STUDENTS AT NORTH CAROLINA UNIVERSITIES BY INSTITUTION, 1992-93

| INSTITUTION AND TYPE OF PROGRAM     | TUITION  |              | OTHER REQUIRED FEES |
|-------------------------------------|----------|--------------|---------------------|
|                                     | In-State | Out-of-State |                     |
| <b>University of North Carolina</b> |          |              |                     |
| Appalachian                         | \$ 718   | \$ 6,390     | \$ 576              |
| East Carolina                       | 718      | 6,390        | 528                 |
| Fayetteville                        | 718      | 6,390        | 420                 |
| N.C. A & T                          | 718      | 6,390        | 552                 |
| N.C. Central                        | 718      | 6,390        | 460                 |
| N.C. School of the Arts             | 1,158    | 7,617        | 472                 |
| N.C. State                          | 822      | 7,406        | 470                 |
| Pembroke                            | 590      | 5,608        | 358                 |
| UNC-Asheville                       | 590      | 5,608        | 560                 |
| UNC-Chapel Hill                     | 822      | 7,406        | 422                 |
| UNC-Charlotte                       | 718      | 6,390        | 471                 |
| UNC-Greensboro                      | 822      | 7,406        | 718                 |
| UNC-Wilmington                      | 718      | 6,390        | 626                 |
| Western Carolina                    | 718      | 6,390        | 589                 |
| <b>Private Institutions</b>         |          |              |                     |
| Campbell                            | 125*     | 125*         | -                   |
| Catawba                             | 135*     | 135*         | 10                  |
| Duke                                | 380*     | 380**        | 341                 |
| Elon                                | 145-185* | 145-185*     | -                   |
| Gardner-Webb                        | 125*     | 125*         | -                   |
| Lenoir-Rhyne                        | 8,990    | 8,990        | 510                 |
| Livingstone                         | 2,400    | 2,400        | 400                 |
| Meredith                            | 180*     | 180*         | -                   |
| Pfeiffer                            | 170*     | 170*         | -                   |
| Queens                              | 195*     | 195*         | 15                  |
| Salem                               | 405**    | 405**        | -                   |
| Wake Forest                         | 12,000   | 12,000       | -                   |
| Warren Wilson                       | 6,200    | 6,200        | 950                 |
| Wingate                             | 500**    | 500**        | -                   |
| Southeastern Seminary               | 1,000    | 1,000        | 100                 |

\*The charge per semester hour. \*\*The charge per course.

## SECTION VIII

### ADMISSIONS

- Figure 14. SAT Scores of Entering Freshmen in the University of North Carolina, Fall 1982 - Fall 1992
- Figure 15. Comparison of SAT Statistics of First-Time Freshmen in the University of North Carolina, Fall 1992
- Figure 16. Percent of Freshman Applications, Acceptances, and Enrollees in the University of North Carolina, Fall 1992
- Table 61. Average SAT Scores of Entering Freshmen in the University of North Carolina, Fall 1982 - Fall 1992
- Table 62. Distribution of SAT Scores of Entering Freshmen in the University of North Carolina, Fall 1992
- Table 63. Averages and Quartiles of SAT Scores of Entering Freshmen in the University of North Carolina, Fall 1992
- Table 64. Averages and Quartiles of SAT Scores of Entering Freshmen in North Carolina Private Colleges and Universities, all 1992
- Table 65. High School Class Rank of Entering Freshmen in the University of North Carolina, Fall 1992
- Table 66. High School Class Rank of Entering Freshmen in North Carolina Private Colleges and Universities, Fall 1992
- Table 67. Number of Freshman Applications, Acceptances, and Enrollees in the University of North Carolina, Fall 1992
- Table 68. Number of Freshman Applications, Acceptances, and Enrollees in North Carolina Private Colleges and Universities, Fall 1992
- Table 69. Number of Undergraduate Transfer Applications, Acceptances, and Enrollees in the University of North Carolina, Fall 1992
- Table 70. Number of Undergraduate Transfer Applications, Acceptances, and Enrollees in North Carolina Private Colleges and Universities, Fall 1992
- Table 71. Number of Graduate Applications, Acceptances, and Enrollees in the University of North Carolina, Fall 1992
- Table 72. Number of First Professional Applications, Acceptances, and Enrollees in the University of North Carolina, Fall 1992

**Figure 14. SAT Scores of Entering Freshmen in the University of North Carolina, Fall 1982 - Fall 1992**

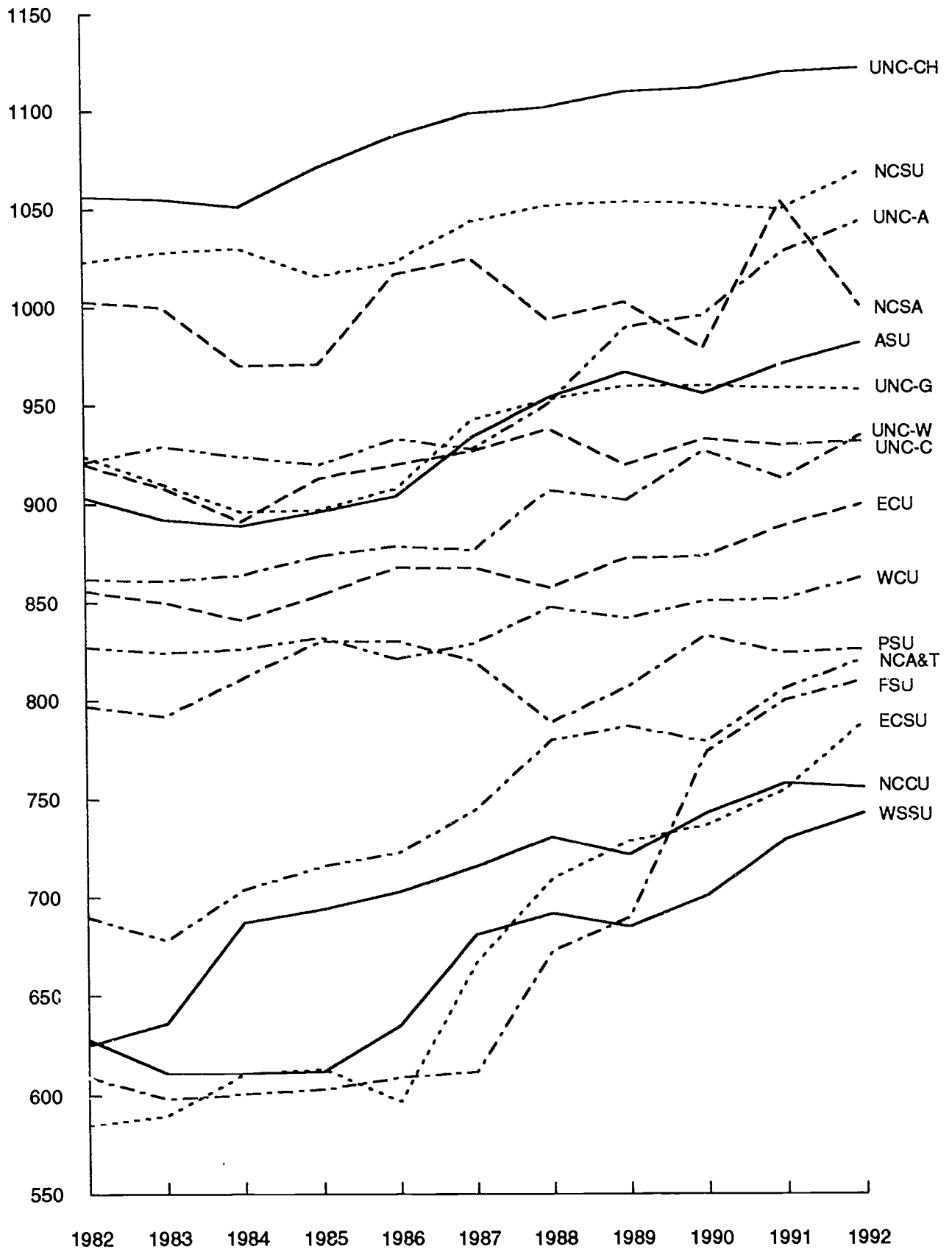
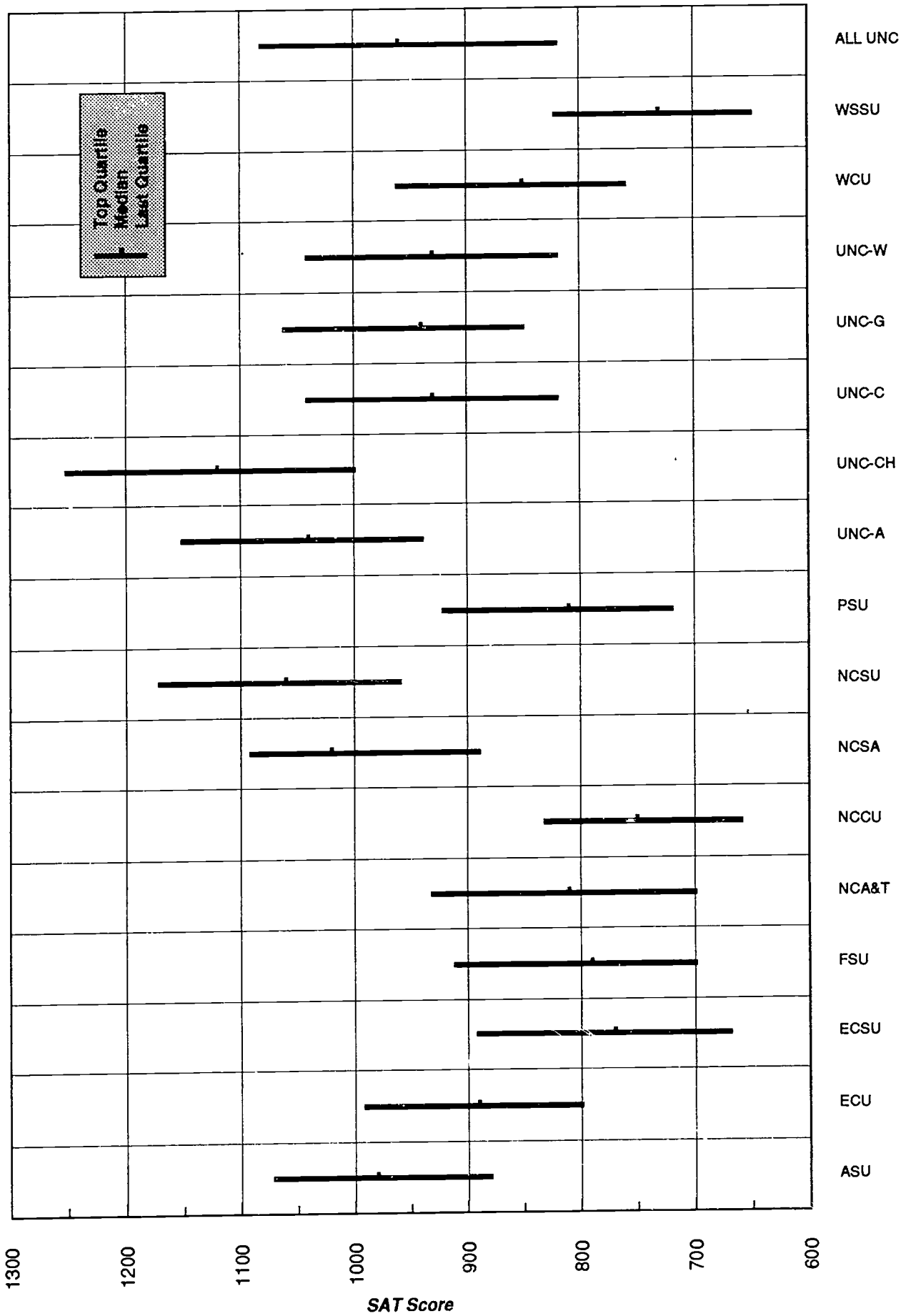



Figure 15. Comparison of SAT Statistics of First-Time Freshmen in the University of North Carolina, Fall 1992



**Figure 16. Percent of Freshman Applications, Acceptances, and Enrollees in the University of North Carolina, Fall 1992**



**Table 61. Average SAT Scores of Entering Freshmen in the University of North Carolina, Fall 1982 - Fall 1992**

| Institution                       | Fall 1982 | Fall 1983 | Fall 1984 | Fall 1985 | Fall 1986 | Fall 1987 | Fall 1988 | Fall 1989 | Fall 1990 | Fall 1991 | Fall 1992 |
|-----------------------------------|-----------|-----------|-----------|-----------|-----------|-----------|-----------|-----------|-----------|-----------|-----------|
| Appalachian                       | 903       | 892       | 889       | 896       | 904       | 934       | 954       | 967       | 956       | 971       | 982       |
| East Carolina                     | 856       | 850       | 841       | 854       | 868       | 868       | 858       | 873       | 874       | 889       | 900       |
| Elizabeth City                    | 585       | 590       | 611       | 613       | 597       | 667       | 710       | 729       | 737       | 755       | 789       |
| Fayetteville                      | 609       | 598       | 601       | 603       | 609       | 612       | 673       | 690       | 774       | 800       | 810       |
| N.C. A and T                      | 690       | 678       | 704       | 716       | 723       | 745       | 780       | 787       | 779       | 806       | 821       |
| N.C. Central                      | 625       | 636       | 687       | 694       | 703       | 716       | 731       | 722       | 743       | 758       | 756       |
| N.C. School of the Arts           | 1003      | 1000      | 970       | 971       | 1017      | 1025      | 994       | 1003      | 979       | 1054      | 1001      |
| N.C. State                        | 1023      | 1028      | 1030      | 1016      | 1023      | 1044      | 1052      | 1054      | 1053      | 1050      | 1069      |
| Pembroke                          | 797       | 792       | 811       | 830       | 830       | 820       | 789       | 807       | 833       | 824       | 826       |
| UNC-Asheville                     | 921       | 929       | 924       | 920       | 933       | 928       | 951       | 990       | 996       | 1028      | 1044      |
| UNC-Chapel Hill                   | 1056      | 1055      | 1051      | 1071      | 1087      | 1099      | 1102      | 1110      | 1112      | 1120      | 1122      |
| UNC-Charlotte                     | 920       | 908       | 891       | 913       | 920       | 927       | 938       | 920       | 933       | 930       | 932       |
| UNC-Greensboro                    | 924       | 910       | 896       | 897       | 908       | 943       | 953       | 960       | 960       | 959       | 958       |
| UNC-Wilmington                    | 862       | 861       | 864       | 874       | 879       | 877       | 907       | 902       | 927       | 913       | 935       |
| Western Carolina                  | 827       | 824       | 826       | 832       | 821       | 829       | 848       | 842       | 851       | 852       | 863       |
| Winston-Salem                     | 628       | 611       | 611       | 612       | 635       | 681       | 692       | 685       | 701       | 730       | 743       |
| UNC Average                       | 899       | 889       | 897       | 899       | 907       | 921       | 934       | 936       | 948       | 951       | 959       |
| N.C. Average<br>(All Test Takers) | 827       | 825       | 827       | 833       | 835       | 838       | 841       | 836       | 841       | 844       | 855       |
| U.S. Average<br>(All Test Takers) | 893       | 893       | 897       | 906       | 906       | 906       | 904       | 903       | 900       | 896       | 899       |

Note: In the fall of 1991, the method of calculating the average SAT score for the University of North Carolina and its constituent institutions was changed to accommodate score data in unit record, rather than frequency distribution, format. Score averages dating back to 1981 have been revised to reflect the new method.

**Table 62. Distribution of SAT Scores of Entering Freshmen in the University of North Carolina, Fall 1992**

| Score Interval      | ASU   | ECU   | ECSU | FSU | NCA&T | NCCU | NCSA | NCSU  | PSU | UNC-A | UNC-CH | UNC-C | UNC-G | UNC-W | WCU   | WSSU | Total  |
|---------------------|-------|-------|------|-----|-------|------|------|-------|-----|-------|--------|-------|-------|-------|-------|------|--------|
| <b>Verbal</b>       |       |       |      |     |       |      |      |       |     |       |        |       |       |       |       |      |        |
| 750-800             | 1     | -     | -    | -   | -     | -    | -    | 2     | -   | -     | 10     | -     | -     | -     | -     | -    | 13     |
| 700-749             | 5     | 1     | -    | -   | -     | -    | 2    | 27    | -   | 2     | 112    | 3     | 6     | 1     | 2     | -    | 161    |
| 650-699             | 21    | 8     | -    | -   | 1     | 2    | 2    | 70    | 1   | 16    | 263    | 11    | 34    | 9     | 3     | -    | 441    |
| 600-649             | 76    | 45    | 4    | 1   | 4     | -    | 4    | 213   | 2   | 17    | 379    | 34    | 58    | 22    | 16    | 1    | 876    |
| 550-599             | 175   | 127   | 7    | 12  | 27    | 2    | 10   | 422   | 7   | 55    | 527    | 95    | 120   | 63    | 27    | 1    | 1,677  |
| 500-549             | 363   | 240   | 25   | 25  | 77    | 18   | 21   | 684   | 25  | 71    | 741    | 208   | 224   | 180   | 75    | 8    | 2,985  |
| 450-499             | 519   | 595   | 58   | 42  | 177   | 48   | 13   | 803   | 45  | 89    | 617    | 369   | 369   | 272   | 169   | 36   | 4,221  |
| 400-449             | 506   | 843   | 108  | 72  | 321   | 108  | 15   | 557   | 93  | 79    | 395    | 429   | 378   | 340   | 277   | 44   | 4,565  |
| 350-399             | 242   | 707   | 138  | 101 | 357   | 157  | 5    | 201   | 104 | 18    | 130    | 306   | 232   | 210   | 295   | 104  | 3,307  |
| 300-349             | 68    | 266   | 138  | 73  | 303   | 186  | 1    | 63    | 93  | 6     | 29     | 124   | 67    | 86    | 164   | 110  | 1,777  |
| 250-299             | 13    | 25    | 61   | 24  | 137   | 79   | 1    | 12    | 27  | 2     | 5      | 33    | 6     | 12    | 35    | 55   | 527    |
| 200-249             | 3     | 3     | 6    | 3   | 12    | 14   | -    | 3     | 1   | -     | 3      | 7     | 3     | -     | 4     | 19   | 81     |
| Not Available       | 62    | 6     | -    | -   | 79    | 170  | 48   | 139*  | 37  | 10    | -      | 22    | 25    | 42    | 2     | 30   | 672    |
| Total Students      | 2,054 | 2,866 | 545  | 353 | 1,495 | 784  | 122  | 3,196 | 435 | 365   | 3,211  | 1,641 | 1,522 | 1,237 | 1,069 | 408  | 21,303 |
| Mean                | 465   | 426   | 376  | 390 | 385   | 362  | 498  | 493   | 389 | 494   | 530    | 439   | 461   | 442   | 408   | 352  | 452    |
| <b>Mathematical</b> |       |       |      |     |       |      |      |       |     |       |        |       |       |       |       |      |        |
| 750-800             | 5     | 1     | -    | -   | 1     | -    | -    | 87    | -   | 1     | 135    | 2     | 5     | 2     | -     | -    | 239    |
| 700-749             | 25    | 7     | -    | -   | 5     | -    | -    | 178   | -   | 13    | 316    | 14    | 13    | 9     | 7     | -    | 587    |
| 650-699             | 70    | 38    | 3    | 1   | 18    | 1    | 3    | 363   | -   | 21    | 470    | 61    | 46    | 32    | 15    | 1    | 1,143  |
| 600-649             | 202   | 131   | 12   | 4   | 48    | 3    | 10   | 634   | 11  | 56    | 628    | 130   | 102   | 71    | 39    | 1    | 2,082  |
| 550-599             | 368   | 290   | 17   | 20  | 96    | 11   | 7    | 673   | 34  | 88    | 681    | 235   | 216   | 198   | 75    | 12   | 3,021  |
| 500-549             | 572   | 588   | 62   | 37  | 187   | 29   | 21   | 658   | 43  | 102   | 539    | 360   | 364   | 281   | 186   | 23   | 4,052  |
| 450-499             | 405   | 749   | 77   | 58  | 246   | 82   | 16   | 291   | 77  | 51    | 284    | 338   | 346   | 250   | 235   | 41   | 3,546  |
| 400-449             | 250   | 689   | 119  | 83  | 304   | 155  | 9    | 120   | 99  | 13    | 120    | 255   | 284   | 228   | 248   | 74   | 3,050  |
| 350-399             | 74    | 301   | 143  | 90  | 304   | 188  | 6    | 50    | 99  | 10    | 35     | 162   | 101   | 91    | 181   | 124  | 1,959  |
| 300-349             | 20    | 65    | 91   | 55  | 180   | 119  | 1    | 3     | 31  | -     | 2      | 46    | 19    | 27    | 74    | 76   | 809    |
| 250-299             | 1     | 1     | 20   | 5   | 26    | 25   | 1    | -     | 4   | -     | 1      | 15    | 1     | 5     | 7     | 25   | 137    |
| 200-249             | -     | -     | 1    | -   | 1     | 1    | -    | -     | -   | -     | -      | 1     | -     | 1     | -     | 1    | 6      |
| Not Available       | 62    | 6     | -    | -   | 79    | 170  | 48   | 139*  | 37  | 10    | -      | 22    | 25    | 42    | 2     | 30   | 672    |
| Total Students      | 2,054 | 2,866 | 545  | 353 | 1,495 | 784  | 122  | 3,196 | 435 | 365   | 3,211  | 1,641 | 1,522 | 1,237 | 1,069 | 408  | 21,303 |
| Mean                | 517   | 474   | 413  | 420 | 436   | 394  | 503  | 576   | 437 | 550   | 592    | 493   | 497   | 493   | 455   | 391  | 507    |

\*Includes Agricultural Institute students who are not required to have SAT scores.

TABLE 63.

Averages and Quartiles of SAT Scores of Entering Freshmen  
in the University of North Carolina, Fall 1992

| Institution                    | In-State Students |      |       | Out-of-State Students |      |       | All Students |      |       |
|--------------------------------|-------------------|------|-------|-----------------------|------|-------|--------------|------|-------|
|                                | Verbal            | Math | Total | Verbal                | Math | Total | Verbal       | Math | Total |
| <b>Appalachian</b>             |                   |      |       |                       |      |       |              |      |       |
| Average Score                  | 464               | 516  | 980   | 476                   | 522  | 998   | 465          | 517  | 982   |
| Top Quartile Score (25%)       | 510               | 560  | 1070  | 530                   | 570  | 1100  | 510          | 560  | 1070  |
| Median Score (50%)             | 460               | 510  | 970   | 480                   | 520  | 1000  | 460          | 520  | 980   |
| Last Quartile Score (75%)      | 410               | 470  | 880   | 430                   | 470  | 900   | 410          | 470  | 880   |
| <b>East Carolina</b>           |                   |      |       |                       |      |       |              |      |       |
| Average Score                  | 422               | 468  | 890   | 440                   | 492  | 932   | 426          | 474  | 900   |
| Top Quartile Score (25%)       | 460               | 520  | 980   | 470                   | 530  | 1000  | 470          | 520  | 990   |
| Median Score (50%)             | 410               | 460  | 870   | 440                   | 480  | 920   | 420          | 470  | 890   |
| Last Quartile Score (75%)      | 370               | 410  | 780   | 400                   | 440  | 840   | 380          | 420  | 800   |
| <b>Elizabeth City</b>          |                   |      |       |                       |      |       |              |      |       |
| Average Score                  | 374               | 410  | 784   | 390                   | 428  | 818   | 376          | 413  | 789   |
| Top Quartile Score (25%)       | 430               | 460  | 890   | 420                   | 480  | 900   | 430          | 460  | 890   |
| Median Score (50%)             | 370               | 400  | 770   | 380                   | 420  | 800   | 370          | 400  | 770   |
| Last Quartile Score (75%)      | 320               | 350  | 670   | 340                   | 370  | 710   | 320          | 350  | 670   |
| <b>Fayetteville</b>            |                   |      |       |                       |      |       |              |      |       |
| Average Score                  | 390               | 420  | 810   | 395                   | 418  | 813   | 390          | 420  | 810   |
| Top Quartile Score (25%)       | 440               | 470  | 910   | 450                   | 450  | 900   | 440          | 470  | 910   |
| Median Score (50%)             | 380               | 410  | 790   | 390                   | 390  | 780   | 380          | 410  | 790   |
| Last Quartile Score (75%)      | 340               | 360  | 700   | 340                   | 370  | 710   | 340          | 360  | 700   |
| <b>N.C. A and T</b>            |                   |      |       |                       |      |       |              |      |       |
| Average Score                  | 371               | 420  | 791   | 434                   | 494  | 928   | 385          | 436  | 821   |
| Top Quartile Score (25%)       | 420               | 470  | 890   | 470                   | 540  | 1010  | 430          | 500  | 930   |
| Median Score (50%)             | 360               | 400  | 760   | 430                   | 490  | 920   | 380          | 430  | 810   |
| Last Quartile Score (75%)      | 320               | 360  | 680   | 400                   | 440  | 840   | 330          | 370  | 700   |
| <b>N.C. Central</b>            |                   |      |       |                       |      |       |              |      |       |
| Average Score                  | 357               | 392  | 749   | 379                   | 400  | 779   | 362          | 394  | 756   |
| Top Quartile Score (25%)       | 390               | 430  | 820   | 410                   | 430  | 840   | 400          | 430  | 830   |
| Median Score (50%)             | 350               | 390  | 740   | 380                   | 400  | 780   | 360          | 390  | 750   |
| Last Quartile Score (75%)      | 310               | 340  | 650   | 340                   | 360  | 700   | 310          | 350  | 660   |
| <b>N.C. School of the Arts</b> |                   |      |       |                       |      |       |              |      |       |
| Average Score                  | 501               | 489  | 990   | 495                   | 516  | 1011  | 498          | 503  | 1001  |
| Top Quartile Score (25%)       | 560               | 540  | 1100  | 540                   | 590  | 1130  | 540          | 550  | 1090  |
| Median Score (50%)             | 530               | 490  | 1020  | 500                   | 520  | 1020  | 510          | 510  | 1020  |
| Last Quartile Score (75%)      | 450               | 460  | 910   | 440                   | 450  | 890   | 440          | 450  | 890   |
| <b>N.C. State</b>              |                   |      |       |                       |      |       |              |      |       |
| Average Score                  | 494               | 577  | 1071  | 488                   | 573  | 1061  | 493          | 576  | 1069  |
| Top Quartile Score (25%)       | 540               | 630  | 1170  | 540                   | 630  | 1170  | 540          | 630  | 1170  |
| Median Score (50%)             | 490               | 580  | 1070  | 490                   | 570  | 1060  | 490          | 570  | 1060  |
| Last Quartile Score (75%)      | 440               | 520  | 960   | 440                   | 520  | 960   | 440          | 520  | 960   |
| <b>Pembroke</b>                |                   |      |       |                       |      |       |              |      |       |
| Average Score                  | 386               | 434  | 820   | 433                   | 477  | 910   | 389          | 437  | 826   |
| Top Quartile Score (25%)       | 430               | 480  | 910   | 490                   | 550  | 1040  | 440          | 480  | 920   |
| Median Score (50%)             | 380               | 430  | 810   | 440                   | 470  | 910   | 380          | 430  | 810   |
| Last Quartile Score (75%)      | 330               | 380  | 710   | 370                   | 390  | 760   | 340          | 380  | 720   |
| <b>UNC-Ashville</b>            |                   |      |       |                       |      |       |              |      |       |
| Average Score                  | 493               | 549  | 1042  | 497                   | 558  | 1055  | 494          | 550  | 1044  |
| Top Quartile Score (25%)       | 550               | 590  | 1140  | 550                   | 610  | 1160  | 550          | 600  | 1150  |
| Median Score (50%)             | 490               | 550  | 1040  | 490                   | 550  | 1040  | 490          | 550  | 1040  |
| Last Quartile Score (75%)      | 430               | 500  | 930   | 450                   | 510  | 960   | 440          | 500  | 940   |
| <b>UNC-Chapel Hill</b>         |                   |      |       |                       |      |       |              |      |       |
| Average Score                  | 521               | 581  | 1102  | 574                   | 641  | 1215  | 530          | 592  | 1122  |
| Top Quartile Score (25%)       | 570               | 640  | 1210  | 650                   | 710  | 1360  | 590          | 660  | 1250  |
| Median Score (50%)             | 520               | 580  | 1100  | 590                   | 650  | 1240  | 530          | 590  | 1120  |
| Last Quartile Score (75%)      | 460               | 520  | 980   | 510                   | 580  | 1090  | 470          | 530  | 1000  |
| <b>UNC-Charlotte</b>           |                   |      |       |                       |      |       |              |      |       |
| Average Score                  | 437               | 493  | 930   | 450                   | 496  | 946   | 439          | 493  | 932   |
| Top Quartile Score (25%)       | 490               | 550  | 1040  | 500                   | 550  | 1050  | 490          | 550  | 1040  |
| Median Score (50%)             | 430               | 490  | 920   | 440                   | 500  | 940   | 440          | 490  | 930   |
| Last Quartile Score (75%)      | 390               | 430  | 820   | 390                   | 440  | 830   | 390          | 430  | 820   |
| <b>UNC-Greensboro</b>          |                   |      |       |                       |      |       |              |      |       |
| Average Score                  | 457               | 493  | 950   | 473                   | 519  | 992   | 461          | 497  | 958   |
| Top Quartile Score (25%)       | 510               | 540  | 1050  | 520                   | 570  | 1090  | 510          | 550  | 1060  |
| Median Score (50%)             | 450               | 490  | 940   | 470                   | 520  | 990   | 450          | 490  | 940   |
| Last Quartile Score (75%)      | 400               | 430  | 830   | 430                   | 470  | 900   | 410          | 440  | 850   |
| <b>UNC-Wilmington</b>          |                   |      |       |                       |      |       |              |      |       |
| Average Score                  | 436               | 487  | 923   | 469                   | 518  | 987   | 442          | 493  | 935   |
| Top Quartile Score (25%)       | 490               | 540  | 1030  | 510                   | 570  | 1080  | 490          | 550  | 1040  |
| Median Score (50%)             | 430               | 490  | 920   | 470                   | 520  | 990   | 440          | 490  | 930   |
| Last Quartile Score (75%)      | 380               | 430  | 810   | 430                   | 460  | 890   | 390          | 430  | 820   |
| <b>Western Carolina</b>        |                   |      |       |                       |      |       |              |      |       |
| Average Score                  | 407               | 453  | 860   | 424                   | 470  | 894   | 408          | 455  | 863   |
| Top Quartile Score (25%)       | 450               | 500  | 950   | 470                   | 520  | 990   | 450          | 510  | 960   |
| Median Score (50%)             | 400               | 450  | 850   | 430                   | 460  | 890   | 400          | 450  | 850   |
| Last Quartile Score (75%)      | 360               | 390  | 750   | 380                   | 420  | 800   | 360          | 400  | 760   |
| <b>Winston-Salem</b>           |                   |      |       |                       |      |       |              |      |       |
| Average Score                  | 352               | 388  | 740   | 354                   | 407  | 761   | 352          | 391  | 743   |
| Top Quartile Score (25%)       | 390               | 430  | 820   | 390                   | 450  | 840   | 390          | 430  | 820   |
| Median Score (50%)             | 350               | 380  | 730   | 350                   | 400  | 750   | 350          | 380  | 730   |
| Last Quartile Score (75%)      | 310               | 330  | 640   | 320                   | 360  | 680   | 310          | 340  | 650   |
| <b>UNC Average</b>             |                   |      |       |                       |      |       |              |      |       |
| Average Score                  | 448               | 502  | 950   | 471                   | 527  | 998   | 452          | 507  | 959   |
| Top Quartile Score (25%)       | 510               | 570  | 1080  | 520                   | 590  | 1110  | 510          | 570  | 1080  |
| Median Score (50%)             | 440               | 500  | 940   | 460                   | 520  | 980   | 450          | 510  | 960   |
| Last Quartile Score (75%)      | 380               | 430  | 810   | 410                   | 460  | 870   | 390          | 430  | 820   |

Note: The College Board has advised colleges and universities to report median and quartile scores in addition to simple averages. The top quartile is the SAT score in which 25% of students score that high or higher. The median is the SAT score in which 50% of students score that high or higher. The last quartile is the SAT score in which 75% of students score that high or higher.



Table 64.

**Averages and Quartiles of SAT Scores of Entering Freshmen in  
North Carolina Private Colleges and Universities, Fall 1992**

| Institution                        | In-State Students |      |       | Out-of-State Students |      |       | All Students      |      |       |
|------------------------------------|-------------------|------|-------|-----------------------|------|-------|-------------------|------|-------|
|                                    | Verbal            | Math | Total | Verbal                | Math | Total | Verbal            | Math | Total |
| <b>PRIVATE SENIOR INSTITUTIONS</b> |                   |      |       |                       |      |       |                   |      |       |
| <b>Barber-Scotia</b>               |                   |      |       |                       |      |       |                   |      |       |
| Average Score                      | 250               | 280  | 530   | 350                   | 390  | 740   | 300               | 350  | 650   |
| Top Quartile Score (25%)           | 310               | 370  | 680   | 340                   | 360  | 700   | 330               | 370  | 700   |
| Median Score (50%)                 | 260               | 280  | 540   | 300                   | 310  | 610   | 280               | 290  | 570   |
| Last Quartile Score (75%)          | 200               | 200  | 400   | 200                   | 230  | 430   | 200               | 220  | 420   |
| <b>Barton</b>                      |                   |      |       |                       |      |       |                   |      |       |
| Average Score                      | 385               | 432  | 817   | 407                   | 448  | 855   | 396               | 440  | 836   |
| Top Quartile Score (25%)           | Data Not Provided |      |       | Data Not Provided     |      |       | Data Not Provided |      |       |
| Median Score (50%)                 | Data Not Provided |      |       | Data Not Provided     |      |       | Data Not Provided |      |       |
| Last Quartile Score (75%)          | Data Not Provided |      |       | Data Not Provided     |      |       | Data Not Provided |      |       |
| <b>Belmont Abbey</b>               |                   |      |       |                       |      |       |                   |      |       |
| Average Score                      | 408               | 465  | 873   | 430                   | 466  | 896   | 420               | 465  | 885   |
| Top Quartile Score (25%)           | 470               | 510  | 980   | 470                   | 500  | 970   | 460               | 510  | 970   |
| Median Score (50%)                 | 410               | 460  | 870   | 440                   | 470  | 910   | 420               | 480  | 900   |
| Last Quartile Score (75%)          | 350               | 400  | 750   | 380                   | 410  | 790   | 360               | 400  | 760   |
| <b>Bennett</b>                     |                   |      |       |                       |      |       |                   |      |       |
| Average Score                      | 354               | 358  | 712   | 373                   | 384  | 757   | 370               | 379  | 749   |
| Top Quartile Score (25%)           | Data Not Provided |      |       | Data Not Provided     |      |       | Data Not Provided |      |       |
| Median Score (50%)                 | Data Not Provided |      |       | Data Not Provided     |      |       | Data Not Provided |      |       |
| Last Quartile Score (75%)          | Data Not Provided |      |       | Data Not Provided     |      |       | Data Not Provided |      |       |
| <b>Campbell</b>                    |                   |      |       |                       |      |       |                   |      |       |
| Average Score                      | 430               | 476  | 906   | 436                   | 461  | 897   | 433               | 472  | 905   |
| Top Quartile Score (25%)           | 490               | 560  | 1050  | 490                   | 520  | 1010  | Data Not Provided |      |       |
| Median Score (50%)                 | 430               | 470  | 900   | 440                   | 460  | 900   | Data Not Provided |      |       |
| Last Quartile Score (75%)          | 380               | 400  | 780   | 390                   | 390  | 780   | Data Not Provided |      |       |
| <b>Catawba</b>                     |                   |      |       |                       |      |       |                   |      |       |
| Average Score                      | 424               | 463  | 887   | 441                   | 472  | 913   | 433               | 468  | 901   |
| Top Quartile Score (25%)           | 480               | 520  | 1000  | 490                   | 520  | 1010  | 480               | 520  | 1000  |
| Median Score (50%)                 | 420               | 450  | 870   | 430                   | 460  | 890   | 420               | 460  | 880   |
| Last Quartile Score (75%)          | 360               | 400  | 760   | 380                   | 420  | 800   | 370               | 400  | 770   |
| <b>Chowan</b>                      |                   |      |       |                       |      |       |                   |      |       |
| Average Score                      | Data Not Provided |      |       | Data Not Provided     |      |       | Data Not Provided |      |       |
| Top Quartile Score (25%)           | Data Not Provided |      |       | Data Not Provided     |      |       | Data Not Provided |      |       |
| Median Score (50%)                 | Data Not Provided |      |       | Data Not Provided     |      |       | Data Not Provided |      |       |
| Last Quartile Score (75%)          | Data Not Provided |      |       | Data Not Provided     |      |       | Data Not Provided |      |       |
| <b>Davidson</b>                    |                   |      |       |                       |      |       |                   |      |       |
| Average Score                      | 570               | 640  | 1210  | 570                   | 630  | 1200  | 570               | 630  | 1200  |
| Top Quartile Score (25%)           | 620               | 680  | 1300  | 630                   | 680  | 1310  | 630               | 680  | 1310  |
| Median Score (50%)                 | 580               | 640  | 1220  | 570                   | 630  | 1200  | 570               | 630  | 1200  |
| Last Quartile Score (75%)          | 520               | 600  | 1120  | 520                   | 580  | 1100  | 520               | 590  | 1110  |
| <b>Duke</b>                        |                   |      |       |                       |      |       |                   |      |       |
| Average Score                      | 599               | 666  | 1265  | 609                   | 680  | 1289  | 608               | 678  | 1286  |
| Top Quartile Score (25%)           | 660               | 730  | 1390  | 670                   | 740  | 1410  | 670               | 740  | 1410  |
| Median Score (50%)                 | 590               | 670  | 1260  | 620                   | 700  | 1320  | 620               | 700  | 1320  |
| Last Quartile Score (75%)          | 550               | 620  | 1170  | 570                   | 650  | 1220  | 570               | 650  | 1220  |
| <b>Elon</b>                        |                   |      |       |                       |      |       |                   |      |       |
| Average Score                      | 443               | 491  | 934   | 437                   | 483  | 920   | 438               | 485  | 923   |
| Top Quartile Score (25%)           | 500               | 550  | 1050  | 470                   | 530  | 1000  | 480               | 530  | 1010  |
| Median Score (50%)                 | 430               | 490  | 920   | 430                   | 480  | 910   | 430               | 480  | 910   |
| Last Quartile Score (75%)          | 380               | 430  | 810   | 400                   | 430  | 830   | 390               | 430  | 820   |
| <b>Gardner-Webb</b>                |                   |      |       |                       |      |       |                   |      |       |
| Average Score                      | 399               | 437  | 836   | 377                   | 416  | 793   | 387               | 426  | 813   |
| Top Quartile Score (25%)           | Data Not Provided |      |       | Data Not Provided     |      |       | Data Not Provided |      |       |
| Median Score (50%)                 | Data Not Provided |      |       | Data Not Provided     |      |       | Data Not Provided |      |       |
| Last Quartile Score (75%)          | Data Not Provided |      |       | Data Not Provided     |      |       | Data Not Provided |      |       |

**Table 64. (Cont.) Averages and Quartiles of SAT Scores of Entering Freshmen in North Carolina Private Colleges and Universities, Fall 1992**

| Institution               | In-State Students |      |       | Out-of-State Students |      |       | All Students      |      |       |
|---------------------------|-------------------|------|-------|-----------------------|------|-------|-------------------|------|-------|
|                           | Verbal            | Math | Total | Verbal                | Math | Total | Verbal            | Math | Total |
| <b>Greensboro</b>         |                   |      |       |                       |      |       |                   |      |       |
| Average Score             | 421               | 461  | 882   | 450                   | 495  | 945   | 440               | 480  | 920   |
| Top Quartile Score (25%)  | 470               | 520  | 990   | 480                   | 520  | 1000  | 480               | 520  | 1000  |
| Median Score (50%)        | 420               | 460  | 880   | 440                   | 470  | 910   | 430               | 470  | 900   |
| Last Quartile Score (75%) | 360               | 420  | 780   | 380                   | 425  | 805   | 370               | 420  | 790   |
| <b>Gulford</b>            |                   |      |       |                       |      |       |                   |      |       |
| Average Score             | 520               | 561  | 1081  | 517                   | 529  | 1046  | 518               | 538  | 1056  |
| Top Quartile Score (25%)  | 550               | 620  | 1170  | 570                   | 580  | 1150  | 560               | 590  | 1150  |
| Median Score (50%)        | 510               | 540  | 1050  | 510                   | 520  | 1030  | 510               | 530  | 1040  |
| Last Quartile Score (75%) | 460               | 500  | 960   | 450                   | 470  | 920   | 460               | 480  | 940   |
| <b>High Point</b>         |                   |      |       |                       |      |       |                   |      |       |
| Average Score             | Data Not Provided |      |       | Data Not Provided     |      |       | 426               | 459  | 885   |
| Top Quartile Score (25%)  | 460               | 520  | 980   | 470                   | 520  | 990   | 480               | 530  | 1010  |
| Median Score (50%)        | 410               | 460  | 870   | 420                   | 450  | 870   | 430               | 480  | 910   |
| Last Quartile Score (75%) | 360               | 390  | 750   | 380                   | 400  | 780   | 370               | 390  | 760   |
| <b>Johnson C. Smith</b>   |                   |      |       |                       |      |       |                   |      |       |
| Average Score             | 294               | 318  | 612   | 336                   | 361  | 697   | 331               | 355  | 686   |
| Top Quartile Score (25%)  | 340               | 350  | 690   | 380                   | 410  | 790   | 370               | 400  | 770   |
| Median Score (50%)        | 300               | 320  | 620   | 330                   | 350  | 680   | 330               | 340  | 670   |
| Last Quartile Score (75%) | 240               | 270  | 510   | 290                   | 310  | 600   | 290               | 310  | 600   |
| <b>Lees-McRae</b>         |                   |      |       |                       |      |       |                   |      |       |
| Average Score             | 340               | 367  | 707   | 363                   | 393  | 756   | 349               | 377  | 726   |
| Top Quartile Score (25%)  | 380               | 420  | 800   | 420                   | 440  | 860   | 400               | 420  | 820   |
| Median Score (50%)        | 330               | 360  | 690   | 360                   | 390  | 750   | 340               | 370  | 710   |
| Last Quartile Score (75%) | 290               | 320  | 610   | 330                   | 330  | 660   | 300               | 320  | 620   |
| <b>Lenoir-Rhyne</b>       |                   |      |       |                       |      |       |                   |      |       |
| Average Score             | 432               | 480  | 912   | 441                   | 488  | 929   | 436               | 484  | 920   |
| Top Quartile Score (25%)  | 480               | 540  | 1020  | 490                   | 550  | 1040  | 490               | 550  | 1040  |
| Median Score (50%)        | 440               | 470  | 910   | 440                   | 480  | 920   | 440               | 470  | 910   |
| Last Quartile Score (75%) | 370               | 420  | 790   | 380                   | 430  | 810   | 380               | 420  | 800   |
| <b>Livingstone</b>        |                   |      |       |                       |      |       |                   |      |       |
| Average Score             | Data Not Provided |      |       | Data Not Provided     |      |       | Data Not Provided |      |       |
| Top Quartile Score (25%)  | Data Not Provided |      |       | Data Not Provided     |      |       | Data Not Provided |      |       |
| Median Score (50%)        | Data Not Provided |      |       | Data Not Provided     |      |       | Data Not Provided |      |       |
| Last Quartile Score (75%) | Data Not Provided |      |       | Data Not Provided     |      |       | Data Not Provided |      |       |
| <b>Mars Hill</b>          |                   |      |       |                       |      |       |                   |      |       |
| Average Score             | 418               | 442  | 860   | 407                   | 454  | 861   | 413               | 448  | 861   |
| Top Quartile Score (25%)  | 470               | 510  | 980   | 460                   | 530  | 990   | 460               | 510  | 970   |
| Median Score (50%)        | 410               | 430  | 840   | 410                   | 440  | 850   | 410               | 430  | 840   |
| Last Quartile Score (75%) | 350               | 380  | 730   | 340                   | 380  | 720   | 350               | 380  | 730   |
| <b>Meredith</b>           |                   |      |       |                       |      |       |                   |      |       |
| Average Score             | 435               | 477  | 912   | 442                   | 471  | 913   | 437               | 476  | 913   |
| Top Quartile Score (25%)  | 480               | 520  | 1000  | 480                   | 520  | 1000  | 480               | 520  | 1000  |
| Median Score (50%)        | 430               | 460  | 890   | 440                   | 470  | 910   | 430               | 470  | 900   |
| Last Quartile Score (75%) | 370               | 410  | 780   | 380                   | 410  | 790   | 380               | 420  | 800   |
| <b>Methodist</b>          |                   |      |       |                       |      |       |                   |      |       |
| Average Score             | Data Not Provided |      |       | Data Not Provided     |      |       | Data Not Provided |      |       |
| Top Quartile Score (25%)  | Data Not Provided |      |       | Data Not Provided     |      |       | Data Not Provided |      |       |
| Median Score (50%)        | Data Not Provided |      |       | Data Not Provided     |      |       | Data Not Provided |      |       |
| Last Quartile Score (75%) | Data Not Provided |      |       | Data Not Provided     |      |       | Data Not Provided |      |       |
| <b>Montreat-Anderson</b>  |                   |      |       |                       |      |       |                   |      |       |
| Average Score             | 396               | 430  | 826   | 437                   | 470  | 907   | 411               | 444  | 855   |
| Top Quartile Score (25%)  | 460               | 490  | 950   | 530                   | 570  | 1100  | 460               | 500  | 960   |
| Median Score (50%)        | 400               | 410  | 810   | 430                   | 450  | 880   | 400               | 440  | 840   |
| Last Quartile Score (75%) | 330               | 360  | 690   | 370                   | 390  | 760   | 330               | 380  | 710   |

Table 64. (Cont.)

**Averages and Quartiles of SAT Scores of Entering Freshmen in  
North Carolina Private Colleges and Universities, Fall 1992**

| Institution               | In-State Students |      |       | Out-of-State Students |      |       | All Students      |      |       |
|---------------------------|-------------------|------|-------|-----------------------|------|-------|-------------------|------|-------|
|                           | Verbal            | Math | Total | Verbal                | Math | Total | Verbal            | Math | Total |
| <b>Mount Olive</b>        |                   |      |       |                       |      |       |                   |      |       |
| Average Score             | 374               | 416  | 790   | 314                   | 388  | 702   | 369               | 414  | 783   |
| Top Quartile Score (25%)  | 420               | 490  | 910   | 490                   | 480  | 970   | 420               | 490  | 910   |
| Median Score (50%)        | 370               | 420  | 790   | 270                   | 340  | 610   | 370               | 420  | 790   |
| Last Quartile Score (75%) | 330               | 350  | 680   | 200                   | 320  | 520   | 310               | 340  | 650   |
| <b>N.C. Wesleyan</b>      |                   |      |       |                       |      |       |                   |      |       |
| Average Score             | 394               | 447  | 841   | 396                   | 440  | 836   | 396               | 441  | 837   |
| Top Quartile Score (25%)  | 440               | 500  | 940   | 440                   | 480  | 920   | 440               | 480  | 920   |
| Median Score (50%)        | 380               | 440  | 820   | 380                   | 440  | 820   | 390               | 440  | 830   |
| Last Quartile Score (75%) | 330               | 400  | 730   | 340                   | 390  | 730   | 340               | 390  | 730   |
| <b>Pfeiffer</b>           |                   |      |       |                       |      |       |                   |      |       |
| Average Score             | 395               | 436  | 831   | 392                   | 442  | 834   | 394               | 438  | 832   |
| Top Quartile Score (25%)  | 440               | 500  | 940   | 440                   | 490  | 930   | 440               | 500  | 940   |
| Median Score (50%)        | 380               | 420  | 800   | 390                   | 440  | 830   | 380               | 420  | 800   |
| Last Quartile Score (75%) | 330               | 380  | 710   | 340                   | 370  | 710   | 340               | 380  | 720   |
| <b>Queens</b>             |                   |      |       |                       |      |       |                   |      |       |
| Average Score             | 460               | 488  | 948   | 478                   | 515  | 993   | 472               | 506  | 978   |
| Top Quartile Score (25%)  | 540               | 540  | 1080  | 540                   | 570  | 1110  | 540               | 560  | 1100  |
| Median Score (50%)        | 450               | 500  | 950   | 470                   | 510  | 980   | 470               | 500  | 970   |
| Last Quartile Score (75%) | 360               | 420  | 780   | 420                   | 450  | 870   | 390               | 440  | 830   |
| <b>St. Andrews</b>        |                   |      |       |                       |      |       |                   |      |       |
| Average Score             | 424               | 462  | 886   | 465                   | 488  | 953   | 451               | 479  | 930   |
| Top Quartile Score (25%)  | 490               | 510  | 1000  | 540                   | 550  | 1090  | 520               | 540  | 1060  |
| Median Score (50%)        | 410               | 460  | 870   | 450                   | 490  | 940   | 440               | 480  | 920   |
| Last Quartile Score (75%) | 360               | 400  | 760   | 390                   | 410  | 800   | 370               | 400  | 770   |
| <b>St. Augustine's</b>    |                   |      |       |                       |      |       |                   |      |       |
| Average Score             | 408               | 407  | 815   | 408                   | 407  | 815   | 408               | 407  | 815   |
| Top Quartile Score (25%)  | Data Not Provided |      |       | Data Not Provided     |      |       | Data Not Provided |      |       |
| Median Score (50%)        | Data Not Provided |      |       | Data Not Provided     |      |       | Data Not Provided |      |       |
| Last Quartile Score (75%) | Data Not Provided |      |       | Data Not Provided     |      |       | Data Not Provided |      |       |
| <b>Salem</b>              |                   |      |       |                       |      |       |                   |      |       |
| Average Score             | 463               | 513  | 976   | 501                   | 495  | 996   | 481               | 504  | 985   |
| Top Quartile Score (25%)  | Data Not Provided |      |       | Data Not Provided     |      |       | Data Not Provided |      |       |
| Median Score (50%)        | Data Not Provided |      |       | Data Not Provided     |      |       | Data Not Provided |      |       |
| Last Quartile Score (75%) | Data Not Provided |      |       | Data Not Provided     |      |       | Data Not Provided |      |       |
| <b>Shaw</b>               |                   |      |       |                       |      |       |                   |      |       |
| Average Score             | Data Not Provided |      |       | Data Not Provided     |      |       | Data Not Provided |      |       |
| Top Quartile Score (25%)  | Data Not Provided |      |       | Data Not Provided     |      |       | Data Not Provided |      |       |
| Median Score (50%)        | Data Not Provided |      |       | Data Not Provided     |      |       | Data Not Provided |      |       |
| Last Quartile Score (75%) | Data Not Provided |      |       | Data Not Provided     |      |       | Data Not Provided |      |       |
| <b>Wake Forest</b>        |                   |      |       |                       |      |       |                   |      |       |
| Average Score             | Data Not Provided |      |       | Data Not Provided     |      |       | Data Not Provided |      |       |
| Top Quartile Score (25%)  | 600               | 700  | 1300  | 650                   | 700  | 1350  | 600               | 700  | 1300  |
| Median Score (50%)        | Data Not Provided |      |       | Data Not Provided     |      |       | Data Not Provided |      |       |
| Last Quartile Score (75%) | 500               | 550  | 1050  | 550                   | 600  | 1150  | 500               | 600  | 1100  |
| <b>Warren Wilson</b>      |                   |      |       |                       |      |       |                   |      |       |
| Average Score             | 534               | 528  | 1062  | 514                   | 528  | 1042  | 520               | 528  | 1048  |
| Top Quartile Score (25%)  | 620               | 620  | 1240  | 570                   | 600  | 1170  | 600               | 600  | 1200  |
| Median Score (50%)        | 540               | 520  | 1060  | 500                   | 510  | 1010  | 520               | 510  | 1030  |
| Last Quartile Score (75%) | 480               | 460  | 940   | 440                   | 460  | 900   | 460               | 460  | 920   |
| <b>Wingate</b>            |                   |      |       |                       |      |       |                   |      |       |
| Average Score             | 391               | 419  | 810   | 408                   | 450  | 858   | 400               | 435  | 835   |
| Top Quartile Score (25%)  | Data Not Provided |      |       | 700                   | 650  | 1350  | 700               | 669  | 1369  |
| Median Score (50%)        | 520               | 518  | 1038  | 513                   | 533  | 1046  | 517               | 525  | 1042  |
| Last Quartile Score (75%) | 380               | 391  | 771   | 386                   | 384  | 770   | 383               | 388  | 771   |

**Table 64. (Cont.) Averages and Quartiles of SAT Scores of Entering Freshmen in North Carolina Private Colleges and Universities, Fall 1992**

| Institution                    | In-State Students |      |       | Out-of-State Students |      |       | All Students      |      |       |
|--------------------------------|-------------------|------|-------|-----------------------|------|-------|-------------------|------|-------|
|                                | Verbal            | Math | Total | Verbal                | Math | Total | Verbal            | Math | Total |
| <b>PRIVATE JUNIOR COLLEGES</b> |                   |      |       |                       |      |       |                   |      |       |
| <b>Brevard</b>                 |                   |      |       |                       |      |       |                   |      |       |
| Average Score                  | 362               | 405  | 767   | 374                   | 400  | 774   | 366               | 403  | 769   |
| Top Quartile Score (25%)       | Data Not Provided |      |       | Data Not Provided     |      |       | Data Not Provided |      |       |
| Median Score (50%)             | Data Not Provided |      |       | Data Not Provided     |      |       | Data Not Provided |      |       |
| Last Quartile Score (75%)      | Data Not Provided |      |       | Data Not Provided     |      |       | Data Not Provided |      |       |
| <b>Louisburg</b>               |                   |      |       |                       |      |       |                   |      |       |
| Average Score                  | 347               | 385  | 732   | 356                   | 393  | 749   | 349               | 387  | 736   |
| Top Quartile Score (25%)       | 380               | 440  | 820   | 400                   | 440  | 840   | 390               | 440  | 830   |
| Median Score (50%)             | 350               | 380  | 730   | 360                   | 390  | 750   | 350               | 380  | 730   |
| Last Quartile Score (75%)      | 310               | 330  | 640   | 320                   | 350  | 670   | 310               | 330  | 640   |
| <b>Peace</b>                   |                   |      |       |                       |      |       |                   |      |       |
| Average Score                  | 414               | 442  | 856   | 435                   | 459  | 894   | 417               | 445  | 862   |
| Top Quartile Score (25%)       | 470               | 500  | 970   | 500                   | 510  | 1010  | 480               | 510  | 990   |
| Median Score (50%)             | 410               | 420  | 830   | 430                   | 450  | 880   | 410               | 440  | 850   |
| Last Quartile Score (75%)      | 350               | 370  | 720   | 380                   | 400  | 780   | 350               | 370  | 720   |
| <b>Saint Mary's</b>            |                   |      |       |                       |      |       |                   |      |       |
| Average Score                  | 402               | 429  | 831   | 378                   | 410  | 788   | 396               | 424  | 820   |
| Top Quartile Score (25%)       | 450               | 480  | 930   | 430                   | 460  | 890   | 450               | 480  | 930   |
| Median Score (50%)             | 410               | 420  | 830   | 380                   | 410  | 790   | 400               | 420  | 820   |
| Last Quartile Score (75%)      | 340               | 360  | 700   | 320                   | 340  | 660   | 340               | 320  | 660   |
| <b>THEOLOGICAL SEMINARY</b>    |                   |      |       |                       |      |       |                   |      |       |
| <b>Southeastern</b>            |                   |      |       |                       |      |       |                   |      |       |
| Average Score                  | Not Applicable    |      |       | Not Applicable        |      |       | Not Applicable    |      |       |
| Top Quartile Score (25%)       | Not Applicable    |      |       | Not Applicable        |      |       | Not Applicable    |      |       |
| Median Score (50%)             | Not Applicable    |      |       | Not Applicable        |      |       | Not Applicable    |      |       |
| Last Quartile Score (75%)      | Not Applicable    |      |       | Not Applicable        |      |       | Not Applicable    |      |       |
| <b>BIBLE COLLEGES</b>          |                   |      |       |                       |      |       |                   |      |       |
| <b>East Coast</b>              |                   |      |       |                       |      |       |                   |      |       |
| Average Score                  | Data Not Provided |      |       | Data Not Provided     |      |       | Data Not Provided |      |       |
| Top Quartile Score (25%)       | Data Not Provided |      |       | Data Not Provided     |      |       | Data Not Provided |      |       |
| Median Score (50%)             | Data Not Provided |      |       | Data Not Provided     |      |       | Data Not Provided |      |       |
| Last Quartile Score (75%)      | Data Not Provided |      |       | Data Not Provided     |      |       | Data Not Provided |      |       |
| <b>Heritage</b>                |                   |      |       |                       |      |       |                   |      |       |
| Average Score                  | Data Not Provided |      |       | Data Not Provided     |      |       | Data Not Provided |      |       |
| Top Quartile Score (25%)       | Data Not Provided |      |       | Data Not Provided     |      |       | Data Not Provided |      |       |
| Median Score (50%)             | Data Not Provided |      |       | Data Not Provided     |      |       | Data Not Provided |      |       |
| Last Quartile Score (75%)      | Data Not Provided |      |       | Data Not Provided     |      |       | Data Not Provided |      |       |
| <b>John Wesley</b>             |                   |      |       |                       |      |       |                   |      |       |
| Average Score                  | Data Not Provided |      |       | Data Not Provided     |      |       | Data Not Provided |      |       |
| Top Quartile Score (25%)       | Data Not Provided |      |       | Data Not Provided     |      |       | Data Not Provided |      |       |
| Median Score (50%)             | Data Not Provided |      |       | Data Not Provided     |      |       | Data Not Provided |      |       |
| Last Quartile Score (75%)      | Data Not Provided |      |       | Data Not Provided     |      |       | Data Not Provided |      |       |
| <b>Piedmont</b>                |                   |      |       |                       |      |       |                   |      |       |
| Average Score                  | Data Not Provided |      |       | Data Not Provided     |      |       | Data Not Provided |      |       |
| Top Quartile Score (25%)       | Data Not Provided |      |       | Data Not Provided     |      |       | Data Not Provided |      |       |
| Median Score (50%)             | Data Not Provided |      |       | Data Not Provided     |      |       | Data Not Provided |      |       |
| Last Quartile Score (75%)      | Data Not Provided |      |       | Data Not Provided     |      |       | Data Not Provided |      |       |
| <b>Roanoke</b>                 |                   |      |       |                       |      |       |                   |      |       |
| Average Score                  | 460               | 438  | 898   | 391                   | 444  | 835   | 416               | 442  | 858   |
| Top Quartile Score (25%)       | 540               | 465  | 1005  | 400                   | 465  | 865   | 460               | 465  | 925   |
| Median Score (50%)             | 460               | 435  | 895   | 380                   | 410  | 790   | 390               | 410  | 800   |
| Last Quartile Score (75%)      | 380               | 410  | 790   | 370                   | 395  | 765   | 370               | 405  | 775   |
| <b>Winston-Salem</b>           |                   |      |       |                       |      |       |                   |      |       |
| Average Score                  | Data Not Provided |      |       | Data Not Provided     |      |       | Data Not Provided |      |       |
| Top Quartile Score (25%)       | Data Not Provided |      |       | Data Not Provided     |      |       | Data Not Provided |      |       |
| Median Score (50%)             | Data Not Provided |      |       | Data Not Provided     |      |       | Data Not Provided |      |       |
| Last Quartile Score (75%)      | Data Not Provided |      |       | Data Not Provided     |      |       | Data Not Provided |      |       |

Note: The College Board has advised colleges and universities to report median and quartile scores in addition to simple averages. The top quartile is the SAT score in which 25% of students score that high or higher. The median is the SAT score in which 50% of students score that high or higher. The last quartile is the SAT score in which 75% of students score that high or higher.

Table 65. High School Class Rank of Entering Freshmen in the University of North Carolina, Fall 1992

| Institution             | Percent Distribution<br>(For those reporting class rank) |       |                |       |                 | Cumulative Percent Distribution<br>(For those reporting class rank) |                 |         |                   |                   | No. of Entering Freshmen |                   |                           |                          |                               |
|-------------------------|--|-------|----------------|-------|-----------------|---|-----------------|---------|-------------------|-------------------|--------------------------|-------------------|---------------------------|--------------------------|-------------------------------|
|                         | Top Second<br>Fifth                                      |       | Third<br>Fifth |       | Fourth<br>Fifth |   | Bottom<br>Fifth |         | Top 20<br>Percent | Top 40<br>Percent | Top 60<br>Percent        | Top 80<br>Percent | No. with<br>Class<br>Rank | No. w/o<br>Class<br>Rank | Total<br>Entering<br>Freshmen |
|                         | Fifth  | Fifth | Fifth          | Fifth | Fifth           | Fifth   | Percent         | Percent | Percent           | Percent           | Percent                  | Percent           | Rank                      | Rank                     | Rank                          |
| Appalachian             | 50   | 37    | 11             | 1     | 1               | 1   | 50              | 87      | 98                | 99                | 99                       | 1,910             | 144                       | 2,054                    |                               |
| East Carolina           | 29   | 38    | 25             | 7     | 1               | 1   | 29              | 67      | 92                | 99                | 99                       | 2,673             | 193                       | 2,866                    |                               |
| Elizabeth City          | 28   | 32    | 21             | 13    | 6               | 6   | 28              | 60      | 81                | 94                | 94                       | 545               | 0                         | 545                      |                               |
| Fayetteville            | 22   | 36    | 24             | 15    | 3               | 3   | 22              | 58      | 82                | 97                | 97                       | 310               | 43                        | 353                      |                               |
| N.C. A and T            | 30   | 31    | 22             | 14    | 3               | 3   | 30              | 61      | 83                | 97                | 97                       | 1,178             | 317                       | 1,495                    |                               |
| N.C. Central            | 18   | 24    | 28             | 22    | 8               | 8   | 18              | 42      | 70                | 92                | 92                       | 640               | 144                       | 784                      |                               |
| N.C. School of the Arts | 21   | 24    | 21             | 17    | 17              | 17  | 21              | 45      | 66                | 83                | 83                       | 97                | 25                        | 122                      |                               |
| N.C. State              | 66   | 25    | 6              | 2     | 1               | 1   | 66              | 91      | 97                | 99                | 99                       | 2,893             | 303                       | 3,196                    |                               |
| Pembroke                | 32   | 26    | 22             | 16    | 4               | 4   | 32              | 58      | 80                | 96                | 96                       | 392               | 43                        | 435                      |                               |
| UNC-Asheville           | 61   | 33    | 6              | 0     | 0               | 0   | 61              | 94      | 100               | 100               | 100                      | 341               | 24                        | 365                      |                               |
| UNC-Chapel Hill         | 90   | 7     | 2              | 1     | 0               | 0   | 90              | 97      | 99                | 100               | 100                      | 3,209             | 2                         | 3,211                    |                               |
| UNC-Charlotte           | 46   | 44    | 9              | 1     | 0               | 0   | 45              | 90      | 99                | 100               | 100                      | 1,617             | 24                        | 1,641                    |                               |
| UNC-Greensboro          | 41   | 34    | 20             | 4     | 1               | 1   | 41              | 75      | 95                | 99                | 99                       | 1,254             | 268                       | 1,522                    |                               |
| UNC-Wilmington          | 47   | 40    | 11             | 2     | 0               | 0   | 47              | 87      | 98                | 100               | 100                      | 1,120             | 117                       | 1,237                    |                               |
| Western Carolina        | 24   | 34    | 33             | 8     | 1               | 1   | 24              | 58      | 91                | 99                | 99                       | 1,038             | 31                        | 1,069                    |                               |
| Winston-Salem           | 15   | 28    | 28             | 22    | 7               | 7   | 15              | 43      | 71                | 93                | 93                       | 361               | 47                        | 408                      |                               |

Table 66.

**High School Class Rank of Entering Freshmen in North Carolina  
Private Colleges and Universities, Fall 1992**

| Institution                 | Percent Distribution<br>(For those reporting class rank) |                 |                |                 |                 | Cumulative Percent Distribution<br>(For those reporting class rank) |                   |                   |                   | No. of Entering Freshmen  |                          |                             |
|-----------------------------|--|-----------------|----------------|-----------------|-----------------|---|-------------------|-------------------|-------------------|---------------------------|--------------------------|-----------------------------|
|                             | Top<br>Fifth   | Second<br>Fifth | Third<br>Fifth | Fourth<br>Fifth | Bottom<br>Fifth | Top 20<br>Percent   | Top 40<br>Percent | Top 60<br>Percent | Top 80<br>Percent | No. with<br>Class<br>Rank | No. w/o<br>Class<br>Rank | Total<br>Entering<br>Fresh. |
|                             | <b>SENIOR COLLEGES &amp; UNIVERSITIES</b>                |                 |                |                 |                 |   |                   |                   |                   |                           |                          |                             |
| Barber-Scotia               | 1  | 3               | 14             | 52              | 30              | 1   | 4                 | 18                | 70                | 402                       | 78                       | 480                         |
| Barton                      | 26   | 23              | 23             | 21              | 7               | 26  | 49                | 72                | 93                | 238                       | 22                       | 260                         |
| Belmont Abbey               | 30   | 35              | 22             | 8               | 5               | 30  | 65                | 87                | 95                | 74                        | 74                       | 148                         |
| Bennett                     | 18   | 28              | 17             | 21              | 16              | 18  | 46                | 63                | 84                | 97                        | 92                       | 189                         |
| Campbell                    | 21   | 34              | 32             | 7               | 6               | 21  | 55                | 87                | 94                | 497                       | 39                       | 536                         |
| Catawba                     | 27   | 27              | 24             | 18              | 4               | 27  | 54                | 78                | 96                | 262                       | 30                       | 292                         |
| Chowan                      | Data Not Available                                       |                 |                |                 |                 |   |                   |                   |                   |                           |                          |                             |
| Davidson                    | 95   | 5               | 0              | 0               | 0               | 95  | 100               | 100               | 100               | 233                       | 181                      | 414                         |
| Duke                        | 95   | 4               | 1              | 0               | 0               | 95  | 99                | 100               | 100               | 1,061                     | 559                      | 1,620                       |
| Elon                        | 26   | 28              | 25             | 18              | 3               | 26  | 54                | 79                | 97                | 571                       | 249                      | 820                         |
| Gardner-Webb                | 28   | 25              | 20             | 20              | 7               | 28  | 53                | 73                | 93                | 230                       | 70                       | 300                         |
| Greensboro                  | 33   | 22              | 22             | 14              | 9               | 33  | 55                | 77                | 91                | 165                       | 65                       | 230                         |
| Guilford                    | 41   | 29              | 20             | 9               | 1               | 41  | 70                | 90                | 99                | 326                       | 36                       | 362                         |
| High Point                  | 24   | 20              | 25             | 19              | 12              | 24  | 44                | 69                | 88                | 225                       | 136                      | 361                         |
| Johnson C. Smith            | Data Not Available                                       |                 |                |                 |                 |   |                   |                   |                   |                           |                          |                             |
| Lees-McRae                  | 8  | 14              | 25             | 30              | 23              | 8   | 22                | 47                | 77                | 224                       | 30                       | 254                         |
| Lenoir-Rhyne                | 48   | 26              | 16             | 8               | 2               | 48  | 74                | 90                | 98                | 259                       | 0                        | 259                         |
| Livingstone                 | 7  | 19              | 28             | 29              | 17              | 7   | 26                | 54                | 83                | 167                       | 27                       | 194                         |
| Mars Hill                   | 31   | 30              | 20             | 15              | 4               | 31  | 61                | 81                | 96                | 297                       | 39                       | 336                         |
| Meredith                    | 46   | 33              | 18             | 3               | 0               | 46  | 79                | 97                | 100               | 359                       | 24                       | 383                         |
| Methodist                   | 26   | 22              | 27             | 18              | 7               | 26  | 48                | 75                | 93                | 270                       | 78                       | 348                         |
| Montreat-Anderson           | 26   | 18              | 26             | 25              | 5               | 26  | 44                | 70                | 95                | 73                        | 6                        | 79                          |
| Mount Olive                 | 25   | 29              | 20             | 17              | 9               | 25  | 54                | 74                | 91                | 123                       | 39                       | 162                         |
| N.C. Wesleyan               | 17   | 23              | 20             | 24              | 16              | 17  | 40                | 60                | 84                | 172                       | 40                       | 212                         |
| Pfeiffer                    | 18   | 29              | 22             | 24              | 7               | 18  | 47                | 69                | 93                | 133                       | 15                       | 148                         |
| Queens                      | Data Not Available                                       |                 |                |                 |                 |   |                   |                   |                   |                           |                          |                             |
| St. Andrews                 | Data Not Available                                       |                 |                |                 |                 |   |                   |                   |                   |                           |                          |                             |
| St. Augustine's             | 5  | 22              | 34             | 33              | 6               | 5   | 27                | 61                | 94                | 547                       | 4                        | 551                         |
| Salem                       | 53   | 33              | 6              | 7               | 1               | 53  | 86                | 92                | 99                | 80                        | 31                       | 111                         |
| Shaw                        | Data Not Available                                       |                 |                |                 |                 |   |                   |                   |                   |                           |                          |                             |
| Wake Forest                 | 89   | 9               | 2              | 0               | 0               | 89  | 98                | 100               | 100               | 773                       | 130                      | 903                         |
| Warren Wilson               | 38   | 33              | 19             | 8               | 2               | 38  | 71                | 90                | 98                | 73                        | 42                       | 115                         |
| Wingate                     | 19   | 25              | 30             | 20              | 6               | 19  | 44                | 74                | 94                | 301                       | 72                       | 373                         |
| <b>JUNIOR COLLEGES</b>      |  |                 |                |                 |                 |   |                   |                   |                   |                           |                          |                             |
| Brevard                     | Data Not Available                                       |                 |                |                 |                 |   |                   |                   |                   |                           |                          |                             |
| Louisburg                   | 3  | 9               | 19             | 38              | 31              | 3   | 12                | 31                | 69                | 276                       | 96                       | 372                         |
| Peace                       | 32   | 31              | 28             | 9               | 0               | 32  | 63                | 91                | 100               | 208                       | 32                       | 240                         |
| Saint Mary's                | 14   | 18              | 22             | 23              | 23              | 14  | 32                | 54                | 77                | 100                       | 23                       | 123                         |
| <b>THEOLOGICAL SEMINARY</b> |  |                 |                |                 |                 |   |                   |                   |                   |                           |                          |                             |
| Southeastern                | Data Not Applicable                                      |                 |                |                 |                 |   |                   |                   |                   |                           |                          |                             |
| <b>BIBLE COLLEGES</b>       |  |                 |                |                 |                 |   |                   |                   |                   |                           |                          |                             |
| East Coast                  | Data Not Available                                       |                 |                |                 |                 |   |                   |                   |                   |                           |                          |                             |
| Heritage                    | Data Not Available                                       |                 |                |                 |                 |   |                   |                   |                   |                           |                          |                             |
| John Wesley                 | 0  | 38              | 25             | 12              | 25              | 0   | 38                | 63                | 75                | 8                         | 1                        | 9                           |
| Piedmont                    | 16   | 14              | 35             | 26              | 9               | 16  | 30                | 65                | 91                | 43                        | 12                       | 55                          |
| Roanoke                     | 30   | 9               | 35             | 13              | 13              | 30  | 39                | 74                | 87                | 23                        | 3                        | 26                          |
| Winston-Salem               | Data Not Available                                       |                 |                |                 |                 |   |                   |                   |                   |                           |                          |                             |

Table 67.

**Number of Freshman Applications, Acceptances, and Enrollees  
In the University of North Carolina, Fall 1992**

| Institution                    | In-State |        |        | Out-of-State |        |        | Total  |        |        |
|--------------------------------|----------|--------|--------|--------------|--------|--------|--------|--------|--------|
|                                | Men      | Women  | Total  | Men          | Women  | Total  | Men    | Women  | Total  |
| <b>Appalachian</b>             |          |        |        |              |        |        |        |        |        |
| Applications                   | 2,704    | 3,071  | 5,775  | 949          | 1,036  | 1,985  | 3,653  | 4,107  | 7,760  |
| Acceptances                    | 1,725    | 2,192  | 3,917  | 461          | 646    | 1,107  | 2,186  | 2,838  | 5,024  |
| Enrollees                      | 805      | 971    | 1,776  | 111          | 167    | 278    | 916    | 1,138  | 2,054  |
| <b>East Carolina</b>           |          |        |        |              |        |        |        |        |        |
| Applications                   | 2,549    | 3,259  | 5,808  | 1,435        | 1,732  | 3,167  | 3,984  | 4,991  | 8,975  |
| Acceptances                    | 1,936    | 2,636  | 4,572  | 893          | 1,229  | 2,122  | 2,829  | 3,865  | 6,694  |
| Enrollees                      | 917      | 1,258  | 2,175  | 287          | 404    | 691    | 1,204  | 1,662  | 2,866  |
| <b>Elizabeth City</b>          |          |        |        |              |        |        |        |        |        |
| Applications                   | 356      | 485    | 841    | 131          | 119    | 250    | 487    | 604    | 1,091  |
| Acceptances                    | 272      | 413    | 685    | 75           | 86     | 161    | 347    | 499    | 846    |
| Enrollees                      | 180      | 278    | 458    | 47           | 40     | 87     | 227    | 318    | 545    |
| <b>Fayetteville</b>            |          |        |        |              |        |        |        |        |        |
| Applications                   | 339      | 583    | 922    | 120          | 159    | 279    | 459    | 742    | 1,201  |
| Acceptances                    | 244      | 403    | 647    | 52           | 85     | 137    | 296    | 488    | 784    |
| Enrollees                      | 128      | 194    | 322    | 17           | 14     | 31     | 145    | 208    | 353    |
| <b>N.C. A and T</b>            |          |        |        |              |        |        |        |        |        |
| Applications                   | 1,205    | 1,251  | 2,456  | 1,237        | 1,381  | 2,618  | 2,442  | 2,632  | 5,074  |
| Acceptances                    | 938      | 1,035  | 1,973  | 506          | 645    | 1,151  | 1,444  | 1,680  | 3,124  |
| Enrollees                      | 570      | 600    | 1,170  | 139          | 186    | 325    | 709    | 786    | 1,495  |
| <b>N.C. Central</b>            |          |        |        |              |        |        |        |        |        |
| Applications                   | 571      | 869    | 1,440  | 400          | 586    | 986    | 971    | 1,455  | 2,426  |
| Acceptances                    | 440      | 694    | 1,134  | 208          | 340    | 548    | 648    | 1,034  | 1,682  |
| Enrollees                      | 252      | 353    | 605    | 65           | 114    | 179    | 317    | 467    | 784    |
| <b>N.C. School of the Arts</b> |          |        |        |              |        |        |        |        |        |
| Applications                   | 42       | 59     | 101    | 92           | 122    | 214    | 134    | 181    | 315    |
| Acceptances                    | 28       | 36     | 64     | 58           | 59     | 117    | 86     | 95     | 181    |
| Enrollees                      | 24       | 31     | 55     | 37           | 30     | 67     | 61     | 61     | 122    |
| <b>N.C. State</b>              |          |        |        |              |        |        |        |        |        |
| Applications                   | 4,074    | 2,799  | 6,873  | 2,245        | 1,564  | 3,809  | 6,319  | 4,363  | 10,682 |
| Acceptances                    | 2,685    | 1,949  | 4,634  | 1,147        | 921    | 2,068  | 3,832  | 2,870  | 6,702  |
| Enrollees                      | 1,681    | 968    | 2,649  | 291          | 256    | 547    | 1,972  | 1,224  | 3,196  |
| <b>Pembroke</b>                |          |        |        |              |        |        |        |        |        |
| Applications                   | 407      | 426    | 833    | 95           | 67     | 162    | 502    | 493    | 995    |
| Acceptances                    | 342      | 352    | 694    | 69           | 50     | 119    | 411    | 402    | 813    |
| Enrollees                      | 203      | 203    | 406    | 21           | 8      | 29     | 224    | 211    | 435    |
| <b>UNC-Asheville</b>           |          |        |        |              |        |        |        |        |        |
| Applications                   | 493      | 578    | 1,071  | 189          | 214    | 403    | 682    | 792    | 1,474  |
| Acceptances                    | 304      | 390    | 694    | 89           | 130    | 219    | 393    | 520    | 913    |
| Enrollees                      | 146      | 169    | 315    | 23           | 27     | 50     | 169    | 196    | 365    |
| <b>UNC-Chapel Hill</b>         |          |        |        |              |        |        |        |        |        |
| Applications                   | 2,627    | 3,735  | 6,362  | 4,517        | 5,257  | 9,774  | 7,144  | 8,992  | 16,136 |
| Acceptances                    | 1,568    | 2,566  | 4,134  | 749          | 852    | 1,601  | 2,317  | 3,418  | 5,735  |
| Enrollees                      | 984      | 1,643  | 2,627  | 261          | 323    | 584    | 1,245  | 1,966  | 3,211  |
| <b>UNC-Charlotte</b>           |          |        |        |              |        |        |        |        |        |
| Applications                   | 1,934    | 2,165  | 4,099  | 857          | 793    | 1,650  | 2,791  | 2,958  | 5,749  |
| Acceptances                    | 1,459    | 1,690  | 3,149  | 599          | 537    | 1,136  | 2,058  | 2,227  | 4,285  |
| Enrollees                      | 638      | 720    | 1,358  | 161          | 122    | 283    | 799    | 842    | 1,641  |
| <b>UNC-Greensboro</b>          |          |        |        |              |        |        |        |        |        |
| Applications                   | 1,112    | 2,495  | 3,607  | 689          | 1,150  | 1,839  | 1,801  | 3,645  | 5,446  |
| Acceptances                    | 880      | 1,972  | 2,852  | 507          | 877    | 1,384  | 1,387  | 2,849  | 4,236  |
| Enrollees                      | 404      | 829    | 1,233  | 111          | 178    | 289    | 515    | 1,007  | 1,522  |
| <b>UNC-Wilmington</b>          |          |        |        |              |        |        |        |        |        |
| Applications                   | 1,868    | 2,562  | 4,430  | 836          | 1,139  | 1,975  | 2,704  | 3,701  | 6,405  |
| Acceptances                    | 950      | 1,591  | 2,541  | 339          | 575    | 914    | 1,289  | 2,166  | 3,455  |
| Enrollees                      | 357      | 621    | 978    | 104          | 155    | 259    | 461    | 776    | 1,237  |
| <b>Western Carolina</b>        |          |        |        |              |        |        |        |        |        |
| Applications                   | 1,374    | 1,252  | 2,626  | 360          | 256    | 616    | 1,734  | 1,508  | 3,242  |
| Acceptances                    | 1,006    | 1,075  | 2,081  | 226          | 205    | 431    | 1,232  | 1,280  | 2,512  |
| Enrollees                      | 461      | 504    | 965    | 63           | 41     | 104    | 524    | 545    | 1,069  |
| <b>Winston-Salem</b>           |          |        |        |              |        |        |        |        |        |
| Applications                   | 285      | 531    | 816    | 134          | 163    | 297    | 419    | 694    | 1,113  |
| Acceptances                    | 192      | 432    | 624    | 86           | 129    | 215    | 278    | 561    | 839    |
| Enrollees                      | 107      | 252    | 359    | 22           | 27     | 49     | 129    | 279    | 408    |
| <b>UNC Total</b>               |          |        |        |              |        |        |        |        |        |
| Applications                   | 21,940   | 26,120 | 48,060 | 14,286       | 15,738 | 30,024 | 36,226 | 41,858 | 78,084 |
| Acceptances                    | 14,969   | 19,426 | 34,395 | 6,064        | 7,366  | 13,430 | 21,033 | 26,792 | 47,825 |
| Enrollees                      | 7,857    | 9,594  | 17,451 | 1,760        | 2,092  | 3,852  | 9,617  | 11,686 | 21,303 |

Table 68.

**Number of Freshman Applications, Acceptances, and Enrollees  
In North Carolina Private Colleges and Universities, Fall 1992**

| Institution                               | In-State |       |       | Out-of-State |       |        | Total |       |        |
|---|----------|-------|-------|--------------|-------|--------|-------|-------|--------|
|   | Men      | Women | Total | Men          | Women | Total  | Men   | Women | Total  |
| <b>SENIOR COLLEGES &amp; UNIVERSITIES</b> |          |       |       |              |       |        |       |       |        |
| <b>Barber-Scotia</b>                      |          |       |       |              |       |        |       |       |        |
| Applications                              | 239      | 339   | 578   | 201          | 277   | 478    | 440   | 616   | 1,056  |
| Acceptances                               | 207      | 291   | 498   | 170          | 265   | 435    | 377   | 556   | 933    |
| Enrollees                                 | 118      | 135   | 253   | 129          | 98    | 227    | 247   | 233   | 480    |
| <b>Barton</b>                             |          |       |       |              |       |        |       |       |        |
| Applications                              | 164      | 285   | 449   | 169          | 183   | 352    | 333   | 468   | 801    |
| Acceptances                               | 131      | 219   | 350   | 118          | 128   | 246    | 249   | 347   | 596    |
| Enrollees                                 | 57       | 112   | 169   | 33           | 58    | 91     | 90    | 170   | 260    |
| <b>Belmont Abbey</b>                      |          |       |       |              |       |        |       |       |        |
| Applications                              | 94       | 83    | 177   | 245          | 177   | 422    | 339   | 260   | 599    |
| Acceptances                               | 74       | 75    | 149   | 183          | 151   | 334    | 257   | 226   | 483    |
| Enrollees                                 | 35       | 31    | 66    | 44           | 38    | 82     | 79    | 69    | 148    |
| <b>Bennett</b>                            |          |       |       |              |       |        |       |       |        |
| Applications                              | 0        | 149   | 149   | 0            | 640   | 640    | 0     | 789   | 789    |
| Acceptances                               | 0        | 95    | 95    | 0            | 355   | 355    | 0     | 450   | 450    |
| Enrollees                                 | 0        | 41    | 41    | 0            | 148   | 148    | 0     | 189   | 189    |
| <b>Campbell</b>                           |          |       |       |              |       |        |       |       |        |
| Applications                              | 418      | 553   | 971   | 373          | 285   | 658    | 791   | 838   | 1,629  |
| Acceptances                               | 291      | 392   | 683   | 254          | 194   | 448    | 545   | 586   | 1,131  |
| Enrollees                                 | 156      | 197   | 353   | 101          | 82    | 183    | 257   | 279   | 536    |
| <b>Catawba</b>                            |          |       |       |              |       |        |       |       |        |
| Applications                              | 159      | 107   | 266   | 342          | 331   | 673    | 501   | 438   | 939    |
| Acceptances                               | 121      | 94    | 215   | 265          | 290   | 555    | 386   | 384   | 770    |
| Enrollees                                 | 65       | 43    | 108   | 97           | 87    | 184    | 162   | 130   | 292    |
| <b>Chowan</b>                             |          |       |       |              |       |        |       |       |        |
| Applications                              | 211      | 119   | 330   | 416          | 152   | 568    | 627   | 271   | 898    |
| Acceptances                               | 140      | 89    | 229   | 305          | 130   | 435    | 445   | 219   | 664    |
| Enrollees                                 | 51       | 31    | 82    | 106          | 45    | 151    | 157   | 76    | 233    |
| <b>Davidson</b>                           |          |       |       |              |       |        |       |       |        |
| Applications                              | 205      | 220   | 425   | 955          | 865   | 1,820  | 1,160 | 1,085 | 2,245  |
| Acceptances                               | 89       | 91    | 180   | 363          | 339   | 702    | 452   | 430   | 882    |
| Enrollees                                 | 37       | 45    | 82    | 156          | 176   | 332    | 193   | 221   | 414    |
| <b>Duke</b>                               |          |       |       |              |       |        |       |       |        |
| Applications                              | 431      | 508   | 939   | 7,160        | 6,429 | 13,589 | 7,591 | 6,937 | 14,528 |
| Acceptances                               | 195      | 233   | 428   | 1,848        | 1,583 | 3,431  | 2,043 | 1,816 | 3,859  |
| Enrollees                                 | 96       | 104   | 200   | 785          | 635   | 1,420  | 881   | 739   | 1,620  |
| <b>Elon</b>                               |          |       |       |              |       |        |       |       |        |
| Applications                              | 335      | 423   | 758   | 1,219        | 1,421 | 2,640  | 1,554 | 1,844 | 3,398  |
| Acceptances                               | 236      | 363   | 599   | 810          | 1,104 | 1,914  | 1,046 | 1,467 | 2,513  |
| Enrollees                                 | 94       | 125   | 219   | 255          | 346   | 601    | 349   | 471   | 820    |
| <b>Gardner-Webb</b>                       |          |       |       |              |       |        |       |       |        |
| Applications                              | 207      | 197   | 404   | 511          | 300   | 811    | 718   | 497   | 1,215  |
| Acceptances                               | 175      | 168   | 343   | 383          | 254   | 637    | 558   | 422   | 980    |
| Enrollees                                 | 62       | 93    | 155   | 97           | 48    | 145    | 159   | 141   | 300    |
| <b>Greensboro</b>                         |          |       |       |              |       |        |       |       |        |
| Applications                              | 114      | 155   | 269   | 265          | 231   | 496    | 379   | 386   | 765    |
| Acceptances                               | 87       | 128   | 215   | 163          | 178   | 341    | 250   | 306   | 556    |
| Enrollees                                 | 43       | 65    | 108   | 60           | 62    | 122    | 103   | 127   | 230    |
| <b>Guilford</b>                           |          |       |       |              |       |        |       |       |        |
| Applications                              | 148      | 105   | 253   | 491          | 502   | 993    | 639   | 607   | 1,246  |
| Acceptances                               | 113      | 93    | 206   | 357          | 428   | 785    | 470   | 521   | 991    |
| Enrollees                                 | 48       | 57    | 105   | 107          | 150   | 257    | 155   | 207   | 362    |
| <b>High Point</b>                         |          |       |       |              |       |        |       |       |        |
| Applications                              | 147      | 206   | 353   | 473          | 511   | 984    | 620   | 717   | 1,337  |
| Acceptances                               | 127      | 191   | 318   | 406          | 453   | 859    | 533   | 644   | 1,177  |
| Enrollees                                 | 42       | 99    | 141   | 103          | 117   | 220    | 145   | 216   | 361    |
| <b>Johnson C. Smith</b>                   |          |       |       |              |       |        |       |       |        |
| Applications                              | 103      | 111   | 214   | 493          | 619   | 1,112  | 596   | 730   | 1,326  |
| Acceptances                               | 60       | 74    | 134   | 305          | 472   | 777    | 365   | 546   | 911    |
| Enrollees                                 | 29       | 24    | 53    | 144          | 210   | 354    | 173   | 234   | 407    |
| <b>Lees-McRae</b>                         |          |       |       |              |       |        |       |       |        |
| Applications                              | 255      | 148   | 403   | 268          | 123   | 391    | 523   | 271   | 794    |
| Acceptances                               | 165      | 80    | 245   | 119          | 52    | 171    | 284   | 132   | 416    |
| Enrollees                                 | 97       | 45    | 142   | 75           | 37    | 112    | 172   | 82    | 254    |
| <b>Lenoir-Rhyne</b>                       |          |       |       |              |       |        |       |       |        |
| Applications                              | 206      | 206   | 412   | 244          | 337   | 581    | 450   | 543   | 993    |
| Acceptances                               | 122      | 180   | 302   | 194          | 264   | 458    | 316   | 444   | 760    |
| Enrollees                                 | 45       | 80    | 125   | 50           | 84    | 134    | 95    | 164   | 259    |



Table 68. (Cont.)

Number of Freshman Applications, Acceptances, and Enrollees  
In North Carolina Private Colleges and Universities, Fall 1992

| Institution                                       | In-State |       |        | Out-of-State |        |        | Total  |        |        |
|---|----------|-------|--------|--------------|--------|--------|--------|--------|--------|
|   | Men      | Women | Total  | Men          | Women  | Total  | Men    | Women  | Total  |
| <b>SENIOR COLLEGES &amp; UNIVERSITIES (Cont.)</b> |          |       |        |              |        |        |        |        |        |
| <b>Livingstone</b>                                |          |       |        |              |        |        |        |        |        |
| Applications                                      | 128      | 123   | 251    | 132          | 122    | 254    | 260    | 245    | 505    |
| Acceptances                                       | 58       | 61    | 119    | 71           | 43     | 114    | 129    | 104    | 233    |
| Enrollees   | 54       | 42    | 96     | 59           | 39     | 98     | 113    | 81     | 194    |
| <b>Mars Hill</b>                                  |          |       |        |              |        |        |        |        |        |
| Applications                                      | 203      | 244   | 447    | 258          | 182    | 440    | 461    | 426    | 887    |
| Acceptances                                       | 168      | 221   | 389    | 208          | 163    | 371    | 376    | 384    | 760    |
| Enrollees   | 79       | 104   | 183    | 95           | 58     | 153    | 174    | 162    | 336    |
| <b>Meredith</b>                                   |          |       |        |              |        |        |        |        |        |
| Applications                                      | 0        | 618   | 618    | 0            | 193    | 193    | 0      | 811    | 811    |
| Acceptances                                       | 0        | 575   | 575    | 0            | 169    | 169    | 0      | 744    | 744    |
| Enrollees   | 0        | 293   | 293    | 0            | 90     | 90     | 0      | 383    | 383    |
| <b>Methodist</b>                                  |          |       |        |              |        |        |        |        |        |
| Applications                                      | 191      | 144   | 335    | 372          | 133    | 505    | 563    | 277    | 840    |
| Acceptances                                       | 148      | 128   | 276    | 164          | 88     | 252    | 312    | 216    | 528    |
| Enrollees   | 95       | 84    | 179    | 133          | 36     | 169    | 228    | 120    | 348    |
| <b>Montreat-Anderson</b>                          |          |       |        |              |        |        |        |        |        |
| Applications                                      | 73       | 38    | 111    | 65           | 41     | 106    | 138    | 79     | 217    |
| Acceptances                                       | 57       | 33    | 90     | 51           | 31     | 82     | 108    | 64     | 172    |
| Enrollees   | 32       | 18    | 50     | 20           | 9      | 29     | 52     | 27     | 79     |
| <b>Mount Olive</b>                                |          |       |        |              |        |        |        |        |        |
| Applications                                      | 188      | 113   | 301    | 41           | 15     | 56     | 229    | 128    | 357    |
| Acceptances                                       | 162      | 95    | 257    | 27           | 13     | 40     | 189    | 108    | 297    |
| Enrollees   | 86       | 67    | 153    | 8            | 1      | 9      | 94     | 68     | 162    |
| <b>N.C. Wesleyan</b>                              |          |       |        |              |        |        |        |        |        |
| Applications                                      | 124      | 94    | 218    | 346          | 296    | 642    | 470    | 390    | 860    |
| Acceptances                                       | 94       | 75    | 169    | 287          | 246    | 533    | 381    | 321    | 702    |
| Enrollees   | 29       | 27    | 56     | 88           | 68     | 156    | 117    | 95     | 212    |
| <b>Pfeiffer</b>                                   |          |       |        |              |        |        |        |        |        |
| Applications                                      | 172      | 168   | 340    | 217          | 122    | 339    | 389    | 290    | 679    |
| Acceptances                                       | 136      | 141   | 277    | 180          | 105    | 285    | 316    | 246    | 562    |
| Enrollees   | 39       | 47    | 86     | 42           | 20     | 62     | 81     | 67     | 148    |
| <b>Queens</b>                                     |          |       |        |              |        |        |        |        |        |
| Applications                                      | 25       | 77    | 102    | 74           | 235    | 309    | 99     | 312    | 411    |
| Acceptances                                       | 20       | 61    | 81     | 54           | 189    | 243    | 74     | 250    | 324    |
| Enrollees   | 13       | 63    | 76     | 20           | 75     | 95     | 33     | 138    | 171    |
| <b>St. Andrews</b>                                |          |       |        |              |        |        |        |        |        |
| Applications                                      | 87       | 98    | 185    | 220          | 225    | 445    | 307    | 323    | 630    |
| Acceptances                                       | 76       | 94    | 170    | 210          | 220    | 430    | 286    | 314    | 600    |
| Enrollees   | 30       | 33    | 63     | 55           | 68     | 123    | 85     | 101    | 186    |
| <b>St. Augustine's</b>                            |          |       |        |              |        |        |        |        |        |
| Applications                                      | 678      | 1,031 | 1,709  | 510          | 844    | 1,354  | 1,188  | 1,875  | 3,063  |
| Acceptances                                       | 356      | 746   | 1,102  | 413          | 372    | 785    | 769    | 1,118  | 1,887  |
| Enrollees   | 138      | 169   | 307    | 111          | 133    | 244    | 249    | 302    | 551    |
| <b>Salem</b>                                      |          |       |        |              |        |        |        |        |        |
| Applications                                      | 0        | 108   | 108    | 0            | 185    | 185    | 0      | 293    | 293    |
| Acceptances                                       | 0        | 95    | 95     | 0            | 158    | 158    | 0      | 253    | 253    |
| Enrollees   | 0        | 58    | 58     | 0            | 53     | 53     | 0      | 111    | 111    |
| <b>Shaw</b>                                       |          |       |        |              |        |        |        |        |        |
| Applications                                      | 570      | 842   | 1,412  | 566          | 953    | 1,519  | 1,136  | 1,795  | 2,931  |
| Acceptances                                       | 304      | 445   | 749    | 236          | 345    | 581    | 540    | 790    | 1,330  |
| Enrollees   | 181      | 259   | 440    | 136          | 177    | 313    | 317    | 436    | 753    |
| <b>Wake Forest</b>                                |          |       |        |              |        |        |        |        |        |
| Applications                                      | 436      | 576   | 1,012  | 2,326        | 2,219  | 4,545  | 2,762  | 2,795  | 5,557  |
| Acceptances                                       | 273      | 336   | 609    | 911          | 864    | 1,775  | 1,184  | 1,200  | 2,384  |
| Enrollees   | 122      | 111   | 233    | 340          | 330    | 670    | 462    | 441    | 903    |
| <b>Warren Wilson</b>                              |          |       |        |              |        |        |        |        |        |
| Applications                                      | 42       | 44    | 86     | 76           | 114    | 190    | 118    | 158    | 276    |
| Acceptances                                       | 31       | 35    | 66     | 48           | 101    | 149    | 79     | 136    | 215    |
| Enrollees   | 14       | 21    | 35     | 32           | 48     | 80     | 46     | 69     | 115    |
| <b>Wingate</b>                                    |          |       |        |              |        |        |        |        |        |
| Applications                                      | 264      | 264   | 528    | 377          | 263    | 640    | 641    | 527    | 1,168  |
| Acceptances                                       | 215      | 236   | 451    | 291          | 216    | 507    | 506    | 452    | 958    |
| Enrollees   | 97       | 110   | 207    | 91           | 75     | 166    | 188    | 185    | 373    |
| <b>Senior Total</b>                               |          |       |        |              |        |        |        |        |        |
| Applications                                      | 6,617    | 8,496 | 15,113 | 19,405       | 19,525 | 38,930 | 26,022 | 28,021 | 54,043 |
| Acceptances                                       | 4,431    | 6,233 | 10,664 | 9,394        | 9,963  | 19,357 | 13,825 | 16,196 | 30,021 |
| Enrollees   | 2,084    | 2,833 | 4,917  | 3,572        | 3,701  | 7,273  | 5,656  | 6,534  | 12,190 |

**Table 68. (Cont.) Number of Freshman Applications, Acceptances, and Enrollees in North Carolina Private Colleges and Universities, Fall 1992**

| Institution                    | In-State |       |        | Out-of-State |        |        | Total  |        |        |
|--------------------------------|----------|-------|--------|--------------|--------|--------|--------|--------|--------|
|                                | Men      | Women | Total  | Men          | Women  | Total  | Men    | Women  | Total  |
| <b>JUNIOR COLLEGES</b>         |          |       |        |              |        |        |        |        |        |
| <b>Brevard</b>                 |          |       |        |              |        |        |        |        |        |
| Applications                   | 240      | 127   | 367    | 264          | 175    | 439    | 504    | 302    | 806    |
| Acceptances                    | 212      | 117   | 329    | 226          | 154    | 380    | 438    | 271    | 709    |
| Enrollees                      | 116      | 49    | 165    | 97           | 77     | 174    | 213    | 126    | 339    |
| <b>Louisburg</b>               |          |       |        |              |        |        |        |        |        |
| Applications                   | 310      | 229   | 539    | 156          | 81     | 237    | 466    | 310    | 776    |
| Acceptances                    | 275      | 213   | 488    | 138          | 74     | 212    | 413    | 287    | 700    |
| Enrollees                      | 162      | 119   | 281    | 58           | 33     | 91     | 220    | 152    | 372    |
| <b>Peace</b>                   |          |       |        |              |        |        |        |        |        |
| Applications                   | 0        | 405   | 405    | 0            | 68     | 68     | 0      | 473    | 473    |
| Acceptances                    | 0        | 352   | 352    | 0            | 56     | 56     | 0      | 408    | 408    |
| Enrollees                      | 0        | 206   | 206    | 0            | 34     | 34     | 0      | 240    | 240    |
| <b>Saint Mary's</b>            |          |       |        |              |        |        |        |        |        |
| Applications                   | 0        | 132   | 132    | 0            | 68     | 68     | 0      | 200    | 200    |
| Acceptances                    | 0        | 119   | 119    | 0            | 52     | 52     | 0      | 171    | 171    |
| Enrollees                      | 0        | 90    | 90     | 0            | 33     | 33     | 0      | 123    | 123    |
| <b>Junior Total</b>            |          |       |        |              |        |        |        |        |        |
| Applications                   | 550      | 893   | 1,443  | 420          | 392    | 812    | 970    | 1,285  | 2,255  |
| Acceptances                    | 487      | 801   | 1,288  | 364          | 336    | 700    | 851    | 1,137  | 1,988  |
| Enrollees                      | 278      | 464   | 742    | 155          | 177    | 332    | 433    | 641    | 1,074  |
| <b>Senior and Junior Total</b> |          |       |        |              |        |        |        |        |        |
| Applications                   | 7,167    | 9,389 | 16,556 | 19,825       | 19,917 | 39,742 | 26,992 | 29,306 | 56,298 |
| Acceptances                    | 4,918    | 7,034 | 11,952 | 9,758        | 10,299 | 20,057 | 14,676 | 17,333 | 32,009 |
| Enrollees                      | 2,362    | 3,297 | 5,659  | 3,727        | 3,878  | 7,605  | 6,089  | 7,175  | 13,264 |
| <b>THEOLOGICAL SEMINARY</b>    |          |       |        |              |        |        |        |        |        |
| <b>Southeastern Seminary</b>   |          |       |        |              |        |        |        |        |        |
| Applications                   | 11       | 2     | 13     | 18           | 2      | 20     | 29     | 4      | 33     |
| Acceptances                    | 11       | 2     | 13     | 17           | 2      | 19     | 28     | 4      | 32     |
| Enrollees                      | 9        | 1     | 10     | 14           | 2      | 16     | 23     | 3      | 26     |
| <b>BIBLE COLLEGES</b>          |          |       |        |              |        |        |        |        |        |
| <b>East Coast</b>              |          |       |        |              |        |        |        |        |        |
| Applications                   | 12       | 9     | 21     | 14           | 18     | 32     | 26     | 27     | 53     |
| Acceptances                    | 12       | 9     | 21     | 14           | 18     | 32     | 26     | 27     | 53     |
| Enrollees                      | 11       | 9     | 20     | 10           | 14     | 24     | 21     | 23     | 44     |
| <b>Heritage</b>                |          |       |        |              |        |        |        |        |        |
| Applications                   | 5        | 6     | 11     | 0            | 0      | 0      | 5      | 6      | 11     |
| Acceptances                    | 5        | 6     | 11     | 0            | 0      | 0      | 5      | 6      | 11     |
| Enrollees                      | 5        | 6     | 11     | 0            | 0      | 0      | 5      | 6      | 11     |
| <b>John Wesley</b>             |          |       |        |              |        |        |        |        |        |
| Applications                   | 6        | 3     | 9      | 0            | 2      | 2      | 6      | 5      | 11     |
| Acceptances                    | 6        | 3     | 9      | 0            | 2      | 2      | 6      | 5      | 11     |
| Enrollees                      | 6        | 2     | 8      | 0            | 1      | 1      | 6      | 3      | 9      |
| <b>Piedmont</b>                |          |       |        |              |        |        |        |        |        |
| Applications                   | 26       | 23    | 49     | 15           | 6      | 21     | 41     | 29     | 70     |
| Acceptances                    | 24       | 22    | 46     | 15           | 6      | 21     | 39     | 28     | 67     |
| Enrollees                      | 22       | 16    | 38     | 15           | 2      | 17     | 37     | 18     | 55     |
| <b>Roanoke</b>                 |          |       |        |              |        |        |        |        |        |
| Applications                   | 5        | 8     | 13     | 9            | 13     | 22     | 14     | 21     | 35     |
| Acceptances                    | 5        | 7     | 12     | 9            | 13     | 22     | 14     | 20     | 34     |
| Enrollees                      | 5        | 5     | 10     | 6            | 10     | 16     | 11     | 15     | 26     |
| <b>Winston-Salem</b>           |          |       |        |              |        |        |        |        |        |
| Applications                   | 4        | 6     | 10     | 0            | 0      | 0      | 4      | 6      | 10     |
| Acceptances                    | 4        | 6     | 10     | 0            | 0      | 0      | 4      | 6      | 10     |
| Enrollees                      | 4        | 6     | 10     | 0            | 0      | 0      | 4      | 6      | 10     |
| <b>Bible Colleges Total</b>    |          |       |        |              |        |        |        |        |        |
| Applications                   | 58       | 55    | 113    | 38           | 39     | 77     | 96     | 94     | 190    |
| Acceptances                    | 56       | 53    | 109    | 38           | 39     | 77     | 94     | 92     | 186    |
| Enrollees                      | 53       | 44    | 97     | 31           | 27     | 58     | 84     | 71     | 155    |
| <b>GRAND TOTAL</b>             |          |       |        |              |        |        |        |        |        |
| Applications                   | 7,236    | 9,446 | 16,682 | 19,881       | 19,958 | 39,839 | 27,117 | 29,404 | 56,521 |
| Acceptances                    | 4,985    | 7,089 | 12,074 | 9,813        | 10,340 | 20,153 | 14,798 | 17,429 | 32,227 |
| Enrollees                      | 2,424    | 3,342 | 5,766  | 3,772        | 3,907  | 7,679  | 6,196  | 7,249  | 13,445 |

Table 69.

**Number of Undergraduate Transfer Applications, Acceptances, and Enrollees  
in the University of North Carolina, Fall 1992**

| Institution                    | In-State |       |        | Out-of-State |       |       | Total  |        |        |
|--------------------------------|----------|-------|--------|--------------|-------|-------|--------|--------|--------|
|                                | Men      | Women | Total  | Men          | Women | Total | Men    | Women  | Total  |
| <b>Appalachian</b>             |          |       |        |              |       |       |        |        |        |
| Applications                   | 788      | 749   | 1,537  | 273          | 270   | 543   | 1,061  | 1,019  | 2,080  |
| Acceptances                    | 491      | 502   | 993    | 132          | 139   | 271   | 623    | 641    | 1,264  |
| Enrollees                      | 338      | 321   | 659    | 54           | 49    | 103   | 392    | 370    | 762    |
| <b>East Carolina</b>           |          |       |        |              |       |       |        |        |        |
| Applications                   | 649      | 966   | 1,615  | 302          | 305   | 607   | 951    | 1,271  | 2,222  |
| Acceptances                    | 513      | 852   | 1,365  | 229          | 257   | 486   | 742    | 1,109  | 1,851  |
| Enrollees                      | 384      | 594   | 978    | 118          | 88    | 206   | 502    | 682    | 1,184  |
| <b>Elizabeth City</b>          |          |       |        |              |       |       |        |        |        |
| Applications                   | 60       | 127   | 187    | 24           | 13    | 37    | 84     | 140    | 224    |
| Acceptances                    | 56       | 125   | 181    | 20           | 12    | 32    | 76     | 137    | 213    |
| Enrollees                      | 38       | 91    | 129    | 13           | 6     | 19    | 51     | 97     | 148    |
| <b>Fayetteville</b>            |          |       |        |              |       |       |        |        |        |
| Applications                   | 168      | 460   | 628    | 48           | 88    | 136   | 216    | 548    | 764    |
| Acceptances                    | 154      | 420   | 574    | 40           | 68    | 108   | 194    | 488    | 682    |
| Enrollees                      | 111      | 309   | 420    | 24           | 19    | 43    | 135    | 328    | 463    |
| <b>N.C. A and T</b>            |          |       |        |              |       |       |        |        |        |
| Applications                   | 336      | 351   | 687    | 153          | 138   | 291   | 489    | 489    | 978    |
| Acceptances                    | 264      | 305   | 569    | 117          | 102   | 219   | 381    | 407    | 788    |
| Enrollees                      | 161      | 170   | 331    | 59           | 36    | 95    | 220    | 206    | 426    |
| <b>N.C. Central</b>            |          |       |        |              |       |       |        |        |        |
| Applications                   | 215      | 365   | 580    | 94           | 103   | 197   | 309    | 468    | 777    |
| Acceptances                    | 160      | 292   | 452    | 46           | 68    | 114   | 206    | 360    | 566    |
| Enrollees                      | 89       | 181   | 270    | 19           | 14    | 33    | 108    | 195    | 303    |
| <b>N.C. School of the Arts</b> |          |       |        |              |       |       |        |        |        |
| Applications                   | 22       | 14    | 36     | 56           | 48    | 104   | 78     | 62     | 140    |
| Acceptances                    | 10       | 8     | 18     | 35           | 22    | 57    | 45     | 30     | 75     |
| Enrollees                      | 9        | 8     | 17     | 23           | 15    | 38    | 32     | 23     | 55     |
| <b>N.C. State</b>              |          |       |        |              |       |       |        |        |        |
| Applications                   | 1,427    | 1,028 | 2,455  | 528          | 438   | 966   | 1,955  | 1,466  | 3,421  |
| Acceptances                    | 813      | 614   | 1,427  | 188          | 178   | 366   | 1,001  | 792    | 1,793  |
| Enrollees                      | 657      | 447   | 1,104  | 92           | 83    | 175   | 749    | 530    | 1,279  |
| <b>Pembroke</b>                |          |       |        |              |       |       |        |        |        |
| Applications                   | 152      | 281   | 433    | 18           | 34    | 52    | 170    | 315    | 485    |
| Acceptances                    | 123      | 260   | 383    | 14           | 28    | 42    | 137    | 288    | 425    |
| Enrollees                      | 94       | 188   | 282    | 3            | 6     | 9     | 97     | 194    | 291    |
| <b>UNC-Asheville</b>           |          |       |        |              |       |       |        |        |        |
| Applications                   | 191      | 257   | 448    | 86           | 88    | 174   | 277    | 345    | 622    |
| Acceptances                    | 151      | 215   | 366    | 63           | 68    | 131   | 214    | 283    | 497    |
| Enrollees                      | 117      | 145   | 262    | 34           | 32    | 66    | 151    | 177    | 328    |
| <b>UNC-Chapel Hill</b>         |          |       |        |              |       |       |        |        |        |
| Applications                   | 520      | 987   | 1,507  | 474          | 575   | 1,049 | 994    | 1,562  | 2,556  |
| Acceptances                    | 224      | 471   | 695    | 117          | 127   | 244   | 341    | 598    | 939    |
| Enrollees                      | 168      | 353   | 521    | 63           | 63    | 126   | 231    | 416    | 647    |
| <b>UNC-Charlotte</b>           |          |       |        |              |       |       |        |        |        |
| Applications                   | 1,095    | 1,102 | 2,197  | 410          | 335   | 745   | 1,505  | 1,437  | 2,942  |
| Acceptances                    | 960      | 956   | 1,916  | 340          | 275   | 615   | 1,300  | 1,231  | 2,531  |
| Enrollees                      | 737      | 720   | 1,457  | 180          | 132   | 312   | 917    | 852    | 1,769  |
| <b>UNC-Greensboro</b>          |          |       |        |              |       |       |        |        |        |
| Applications                   | 444      | 850   | 1,294  | 164          | 282   | 446   | 608    | 1,132  | 1,740  |
| Acceptances                    | 375      | 746   | 1,121  | 127          | 233   | 360   | 502    | 979    | 1,481  |
| Enrollees                      | 259      | 487   | 746    | 55           | 99    | 154   | 314    | 586    | 900    |
| <b>UNC-Wilmington</b>          |          |       |        |              |       |       |        |        |        |
| Applications                   | 514      | 707   | 1,221  | 227          | 258   | 485   | 741    | 965    | 1,706  |
| Acceptances                    | 298      | 498   | 796    | 106          | 153   | 259   | 404    | 651    | 1,055  |
| Enrollees                      | 219      | 339   | 558    | 55           | 42    | 97    | 274    | 381    | 655    |
| <b>Western Carolina</b>        |          |       |        |              |       |       |        |        |        |
| Applications                   | 380      | 399   | 779    | 83           | 82    | 165   | 463    | 481    | 944    |
| Acceptances                    | 321      | 372   | 693    | 72           | 64    | 136   | 393    | 436    | 829    |
| Enrollees                      | 230      | 221   | 451    | 34           | 13    | 47    | 264    | 234    | 498    |
| <b>Winston-Salem</b>           |          |       |        |              |       |       |        |        |        |
| Applications                   | 167      | 339   | 506    | 31           | 31    | 62    | 198    | 370    | 568    |
| Acceptances                    | 153      | 318   | 471    | 27           | 24    | 51    | 180    | 342    | 522    |
| Enrollees                      | 89       | 190   | 279    | 8            | 11    | 19    | 97     | 201    | 298    |
| <b>UNC Total</b>               |          |       |        |              |       |       |        |        |        |
| Applications                   | 7,128    | 8,982 | 16,110 | 2,971        | 3,088 | 6,059 | 10,099 | 12,070 | 22,169 |
| Acceptances                    | 5,066    | 6,954 | 12,020 | 1,673        | 1,818 | 3,491 | 6,739  | 8,772  | 15,511 |
| Enrollees                      | 3,700    | 4,764 | 8,464  | 834          | 708   | 1,542 | 4,534  | 5,472  | 10,006 |

**Table 70. Number of Undergraduate Transfer Applications, Acceptances, and Enrollees in North Carolina Private Colleges and Universities, Fall 1992**

| Institution                               | In-State |       |       | Out-of-State |       |       | Total |       |       |
|---|----------|-------|-------|--------------|-------|-------|-------|-------|-------|
|   | Men      | Women | Total | Men          | Women | Total | Men   | Women | Total |
| <b>SENIOR COLLEGES &amp; UNIVERSITIES</b> |          |       |       |              |       |       |       |       |       |
| <b>Barber-Scotia</b>                      |          |       |       |              |       |       |       |       |       |
| Applications                              | 9        | 13    | 22    | 16           | 6     | 22    | 25    | 19    | 44    |
| Acceptances                               | 9        | 13    | 22    | 16           | 6     | 22    | 25    | 19    | 44    |
| Enrollees                                 | 6        | 10    | 16    | 9            | 9     | 18    | 15    | 19    | 34    |
| <b>Barton</b>                             |          |       |       |              |       |       |       |       |       |
| Applications                              | 60       | 182   | 242   | 31           | 39    | 70    | 91    | 221   | 312   |
| Acceptances                               | 42       | 146   | 188   | 22           | 27    | 49    | 64    | 173   | 237   |
| Enrollees                                 | 36       | 119   | 155   | 10           | 8     | 18    | 46    | 127   | 173   |
| <b>Belmont Abbey</b>                      |          |       |       |              |       |       |       |       |       |
| Applications                              | 90       | 114   | 204   | 33           | 32    | 65    | 123   | 146   | 269   |
| Acceptances                               | 86       | 112   | 198   | 25           | 30    | 55    | 111   | 142   | 253   |
| Enrollees                                 | 55       | 57    | 112   | 8            | 14    | 22    | 63    | 71    | 134   |
| <b>Bennett</b>                            |          |       |       |              |       |       |       |       |       |
| Applications                              | 0        | 22    | 22    | 0            | 46    | 46    | 0     | 68    | 68    |
| Acceptances                               | 0        | 14    | 14    | 0            | 26    | 26    | 0     | 40    | 40    |
| Enrollees                                 | 0        | 10    | 10    | 0            | 3     | 3     | 0     | 13    | 13    |
| <b>Campbell</b>                           |          |       |       |              |       |       |       |       |       |
| Applications                              | 163      | 210   | 373   | 75           | 82    | 157   | 238   | 292   | 530   |
| Acceptances                               | 92       | 121   | 213   | 26           | 22    | 48    | 118   | 143   | 261   |
| Enrollees                                 | 90       | 113   | 203   | 18           | 16    | 34    | 108   | 129   | 237   |
| <b>Catawba</b>                            |          |       |       |              |       |       |       |       |       |
| Applications                              | 22       | 31    | 53    | 26           | 19    | 45    | 48    | 50    | 98    |
| Acceptances                               | 18       | 29    | 47    | 23           | 19    | 42    | 41    | 48    | 89    |
| Enrollees                                 | 12       | 19    | 31    | 12           | 10    | 22    | 24    | 29    | 53    |
| <b>Chowan</b>                             |          |       |       |              |       |       |       |       |       |
| Applications                              | 26       | 35    | 61    | 40           | 18    | 58    | 66    | 53    | 119   |
| Acceptances                               | 18       | 27    | 45    | 28           | 13    | 41    | 46    | 40    | 86    |
| Enrollees                                 | 10       | 22    | 32    | 16           | 10    | 26    | 26    | 32    | 58    |
| <b>Davidson</b>                           |          |       |       |              |       |       |       |       |       |
| Applications                              | 13       | 7     | 20    | 48           | 22    | 70    | 61    | 29    | 90    |
| Acceptances                               | 4        | 3     | 7     | 6            | 4     | 10    | 10    | 7     | 17    |
| Enrollees                                 | 3        | 2     | 5     | 5            | 2     | 7     | 8     | 4     | 12    |
| <b>Duke</b>                               |          |       |       |              |       |       |       |       |       |
| Applications                              | 11       | 11    | 22    | 135          | 114   | 249   | 146   | 125   | 271   |
| Acceptances                               | 2        | 4     | 6     | 35           | 28    | 63    | 37    | 32    | 69    |
| Enrollees                                 | 2        | 3     | 5     | 19           | 13    | 32    | 21    | 16    | 37    |
| <b>Elon</b>                               |          |       |       |              |       |       |       |       |       |
| Applications                              | 69       | 93    | 162   | 135          | 114   | 249   | 204   | 207   | 411   |
| Acceptances                               | 43       | 63    | 106   | 83           | 84    | 167   | 126   | 147   | 273   |
| Enrollees                                 | 29       | 32    | 61    | 44           | 41    | 85    | 73    | 73    | 146   |
| <b>Gardner-Webb</b>                       |          |       |       |              |       |       |       |       |       |
| Applications                              | 77       | 112   | 189   | 72           | 46    | 118   | 149   | 158   | 307   |
| Acceptances                               | 66       | 109   | 175   | 46           | 34    | 80    | 112   | 143   | 255   |
| Enrollees                                 | 36       | 60    | 96    | 27           | 14    | 41    | 63    | 74    | 137   |
| <b>Greensboro</b>                         |          |       |       |              |       |       |       |       |       |
| Applications                              | 63       | 129   | 192   | 51           | 26    | 77    | 114   | 155   | 269   |
| Acceptances                               | 51       | 117   | 168   | 33           | 18    | 51    | 84    | 135   | 219   |
| Enrollees                                 | 37       | 81    | 118   | 19           | 5     | 24    | 56    | 86    | 142   |
| <b>Guilford</b>                           |          |       |       |              |       |       |       |       |       |
| Applications                              | 101      | 122   | 223   | 61           | 52    | 113   | 162   | 174   | 336   |
| Acceptances                               | 79       | 108   | 187   | 42           | 39    | 81    | 121   | 147   | 268   |
| Enrollees                                 | 45       | 59    | 104   | 23           | 20    | 43    | 68    | 79    | 147   |
| <b>High Point</b>                         |          |       |       |              |       |       |       |       |       |
| Applications                              | 155      | 218   | 373   | 71           | 49    | 120   | 226   | 267   | 493   |
| Acceptances                               | 142      | 198   | 340   | 60           | 44    | 104   | 202   | 242   | 444   |
| Enrollees                                 | 114      | 167   | 281   | 15           | 9     | 24    | 129   | 176   | 305   |
| <b>Johnson C. Smith</b>                   |          |       |       |              |       |       |       |       |       |
| Applications                              | 28       | 18    | 46    | 41           | 40    | 81    | 69    | 58    | 127   |
| Acceptances                               | 18       | 15    | 33    | 21           | 32    | 53    | 39    | 47    | 86    |
| Enrollees                                 | 8        | 2     | 10    | 10           | 13    | 23    | 18    | 15    | 33    |
| <b>Lees-McRae</b>                         |          |       |       |              |       |       |       |       |       |
| Applications                              | 48       | 24    | 72    | 24           | 19    | 43    | 72    | 43    | 115   |
| Acceptances                               | 32       | 17    | 49    | 16           | 10    | 26    | 48    | 27    | 75    |
| Enrollees                                 | 25       | 9     | 34    | 11           | 7     | 18    | 36    | 16    | 52    |
| <b>Lenoir-Rhyne</b>                       |          |       |       |              |       |       |       |       |       |
| Applications                              | 48       | 117   | 165   | 36           | 26    | 62    | 84    | 143   | 227   |
| Acceptances                               | 34       | 102   | 136   | 31           | 19    | 50    | 65    | 121   | 186   |
| Enrollees                                 | 32       | 67    | 99    | 19           | 22    | 41    | 51    | 89    | 140   |

**Table 70. Number of Undergraduate Transfer Applications, Acceptances, and Enrollees in North Carolina Private Colleges and Universities, Fall 1992**

| Institution                                       | In-State           |       |       | Out-of-State       |       |       | Total              |       |       |
|---|--------------------|-------|-------|--------------------|-------|-------|--------------------|-------|-------|
|   | Men                | Women | Total | Men                | Women | Total | Men                | Women | Total |
| <b>SENIOR COLLEGES &amp; UNIVERSITIES (Cont.)</b> |                    |       |       |                    |       |       |                    |       |       |
| <b>Livingstone</b>                                |                    |       |       |                    |       |       |                    |       |       |
| Applications                                      | 8                  | 15    | 23    | 9                  | 7     | 16    | 17                 | 22    | 39    |
| Acceptances                                       | 6                  | 11    | 17    | 7                  | 3     | 10    | 13                 | 14    | 27    |
| Enrollees   | 4                  | 12    | 16    | 6                  | 4     | 10    | 10                 | 16    | 26    |
| <b>Mars Hill</b>                                  |                    |       |       |                    |       |       |                    |       |       |
| Applications                                      | 54                 | 92    | 146   | 56                 | 25    | 81    | 110                | 117   | 227   |
| Acceptances                                       | 50                 | 82    | 132   | 44                 | 18    | 62    | 94                 | 100   | 194   |
| Enrollees   | 26                 | 46    | 72    | 22                 | 16    | 38    | 48                 | 62    | 110   |
| <b>Meredith</b>                                   |                    |       |       |                    |       |       |                    |       |       |
| Applications                                      | 0                  | 408   | 408   | 0                  | 43    | 43    | 0                  | 451   | 451   |
| Acceptances                                       | 0                  | 280   | 280   | 0                  | 34    | 34    | 0                  | 314   | 314   |
| Enrollees   | 0                  | 161   | 161   | 0                  | 28    | 28    | 0                  | 189   | 189   |
| <b>Methodist</b>                                  |                    |       |       |                    |       |       |                    |       |       |
| Applications                                      | 114                | 172   | 286   | 107                | 115   | 222   | 221                | 287   | 508   |
| Acceptances                                       | 92                 | 147   | 239   | 90                 | 105   | 195   | 182                | 252   | 434   |
| Enrollees   | 68                 | 94    | 162   | 62                 | 85    | 147   | 130                | 179   | 309   |
| <b>Montreat-Anderson</b>                          |                    |       |       |                    |       |       |                    |       |       |
| Applications                                      | 12                 | 14    | 26    | 24                 | 15    | 39    | 36                 | 29    | 65    |
| Acceptances                                       | 8                  | 13    | 21    | 14                 | 11    | 25    | 22                 | 24    | 46    |
| Enrollees   | 5                  | 7     | 12    | 11                 | 7     | 18    | 16                 | 14    | 30    |
| <b>Mount Olive</b>                                |                    |       |       |                    |       |       |                    |       |       |
| Applications                                      | 50                 | 45    | 95    | 7                  | 2     | 9     | 57                 | 47    | 104   |
| Acceptances                                       | 34                 | 35    | 69    | 4                  | 2     | 6     | 38                 | 37    | 75    |
| Enrollees   | 24                 | 21    | 45    | 1                  | 1     | 2     | 25                 | 22    | 47    |
| <b>N.C. Wesleyan</b>                              |                    |       |       |                    |       |       |                    |       |       |
| Applications                                      | 117                | 151   | 268   | 29                 | 27    | 56    | 146                | 178   | 324   |
| Acceptances                                       | 93                 | 131   | 224   | 18                 | 23    | 41    | 111                | 154   | 265   |
| Enrollees   | 34                 | 46    | 80    | 11                 | 15    | 26    | 45                 | 61    | 106   |
| <b>Pfeiffer</b>                                   |                    |       |       |                    |       |       |                    |       |       |
| Applications                                      | 49                 | 74    | 123   | 42                 | 24    | 66    | 91                 | 98    | 189   |
| Acceptances                                       | 44                 | 68    | 112   | 34                 | 19    | 53    | 78                 | 87    | 165   |
| Enrollees   | 29                 | 30    | 59    | 22                 | 10    | 32    | 51                 | 40    | 91    |
| <b>Queens</b>                                     |                    |       |       |                    |       |       |                    |       |       |
| Applications                                      | 24                 | 149   | 173   | 25                 | 42    | 67    | 49                 | 191   | 240   |
| Acceptances                                       | 20                 | 121   | 141   | 20                 | 35    | 55    | 40                 | 156   | 196   |
| Enrollees   | 17                 | 94    | 111   | 15                 | 30    | 45    | 32                 | 124   | 156   |
| <b>St. Andrews</b>                                |                    |       |       |                    |       |       |                    |       |       |
| Applications                                      | 20                 | 25    | 45    | 47                 | 23    | 70    | 67                 | 48    | 115   |
| Acceptances                                       | 18                 | 23    | 41    | 43                 | 23    | 66    | 61                 | 46    | 107   |
| Enrollees   | 14                 | 11    | 25    | 30                 | 14    | 44    | 44                 | 25    | 69    |
| <b>St. Augustine's</b>                            |                    |       |       |                    |       |       |                    |       |       |
| Applications                                      | 44                 | 59    | 103   | 32                 | 38    | 70    | 76                 | 97    | 173   |
| Acceptances                                       | 29                 | 32    | 61    | 15                 | 23    | 38    | 44                 | 55    | 99    |
| Enrollees   | 13                 | 28    | 41    | 10                 | 16    | 26    | 23                 | 44    | 67    |
| <b>Salern</b>                                     |                    |       |       |                    |       |       |                    |       |       |
| Applications                                      | 0                  | 18    | 18    | 0                  | 22    | 22    | 0                  | 40    | 40    |
| Acceptances                                       | 0                  | 11    | 11    | 0                  | 13    | 13    | 0                  | 24    | 24    |
| Enrollees   | 0                  | 10    | 10    | 0                  | 6     | 6     | 0                  | 16    | 16    |
| <b>Shaw*</b>                                      |                    |       |       |                    |       |       |                    |       |       |
| Applications                                      | Data Not Available |       |       | Data Not Available |       |       | Data Not Available |       |       |
| Acceptances                                       | Data Not Available |       |       | Data Not Available |       |       | Data Not Available |       |       |
| Enrollees   | 83                 | 146   | 229   | 48                 | 32    | 80    | 131                | 178   | 309   |
| <b>Wake Forest</b>                                |                    |       |       |                    |       |       |                    |       |       |
| Applications                                      | 43                 | 44    | 87    | 110                | 108   | 218   | 153                | 152   | 305   |
| Acceptances                                       | 19                 | 20    | 39    | 38                 | 45    | 83    | 57                 | 65    | 122   |
| Enrollees   | 10                 | 9     | 19    | 12                 | 12    | 24    | 22                 | 21    | 43    |
| <b>Warren Wilson</b>                              |                    |       |       |                    |       |       |                    |       |       |
| Applications                                      | 21                 | 16    | 37    | 19                 | 31    | 50    | 40                 | 47    | 87    |
| Acceptances                                       | 14                 | 14    | 28    | 14                 | 27    | 41    | 28                 | 41    | 69    |
| Enrollees   | 9                  | 8     | 17    | 9                  | 21    | 30    | 18                 | 29    | 47    |
| <b>Wingate</b>                                    |                    |       |       |                    |       |       |                    |       |       |
| Applications                                      | 53                 | 82    | 135   | 40                 | 32    | 72    | 93                 | 114   | 207   |
| Acceptances                                       | 32                 | 67    | 99    | 25                 | 21    | 46    | 57                 | 88    | 145   |
| Enrollees   | 27                 | 54    | 81    | 15                 | 9     | 24    | 42                 | 63    | 105   |
| <b>Senior Total</b>                               |                    |       |       |                    |       |       |                    |       |       |
| Applications                                      | 1,592              | 2,822 | 4,414 | 1,442              | 1,304 | 2,746 | 3,034              | 4,126 | 7,160 |
| Acceptances                                       | 1,195              | 2,253 | 3,448 | 879                | 857   | 1,736 | 2,074              | 3,110 | 5,184 |
| Enrollees   | 820                | 1,463 | 2,283 | 491                | 490   | 981   | 1,311              | 1,953 | 3,264 |

**Table 70. Number of Undergraduate Transfer Applications, Acceptances, and Enrollees in North Carolina Private Colleges and Universities, Fall 1992 (Cont.)**

| Institution                    | In-State |       |       | Out-of-State |       |       | Total |       |       |
|--------------------------------|----------|-------|-------|--------------|-------|-------|-------|-------|-------|
|                                | Men      | Women | Total | Men          | Women | Total | Men   | Women | Total |
| <b>JUNIOR COLLEGES</b>         |          |       |       |              |       |       |       |       |       |
| <b>Brevard</b>                 |          |       |       |              |       |       |       |       |       |
| Applications                   | 25       | 11    | 36    | 19           | 6     | 25    | 44    | 17    | 61    |
| Acceptances                    | 20       | 9     | 29    | 16           | 5     | 21    | 36    | 14    | 50    |
| Enrollees                      | 14       | 3     | 17    | 9            | 9     | 18    | 23    | 12    | 35    |
| <b>Louisburg</b>               |          |       |       |              |       |       |       |       |       |
| Applications                   | 43       | 31    | 74    | 17           | 6     | 23    | 60    | 37    | 97    |
| Acceptances                    | 34       | 27    | 61    | 11           | 3     | 14    | 45    | 30    | 75    |
| Enrollees                      | 24       | 13    | 37    | 7            | 3     | 10    | 31    | 16    | 47    |
| <b>Peace</b>                   |          |       |       |              |       |       |       |       |       |
| Applications                   | 0        | 13    | 13    | 0            | 0     | 0     | 0     | 13    | 13    |
| Acceptances                    | 0        | 8     | 8     | 0            | 0     | 0     | 0     | 8     | 8     |
| Enrollees                      | 0        | 6     | 6     | 0            | 0     | 0     | 0     | 6     | 6     |
| <b>Saint Mary's</b>            |          |       |       |              |       |       |       |       |       |
| Applications                   | 0        | 2     | 2     | 0            | 2     | 2     | 0     | 4     | 4     |
| Acceptances                    | 0        | 2     | 2     | 0            | 1     | 1     | 0     | 3     | 3     |
| Enrollees                      | 0        | 2     | 2     | 0            | 1     | 1     | 0     | 3     | 3     |
| <b>Junior Total</b>            |          |       |       |              |       |       |       |       |       |
| Applications                   | 68       | 57    | 125   | 36           | 14    | 50    | 104   | 71    | 175   |
| Acceptances                    | 54       | 46    | 100   | 27           | 9     | 36    | 81    | 55    | 136   |
| Enrollees                      | 38       | 24    | 62    | 16           | 13    | 29    | 54    | 37    | 91    |
| <b>Senior and Junior Total</b> |          |       |       |              |       |       |       |       |       |
| Applications                   | 1,660    | 2,879 | 4,539 | 1,478        | 1,318 | 2,796 | 3,138 | 4,197 | 7,335 |
| Acceptances                    | 1,249    | 2,299 | 3,548 | 906          | 866   | 1,772 | 2,155 | 3,165 | 5,320 |
| Enrollees                      | 858      | 1,487 | 2,345 | 507          | 503   | 1,010 | 1,365 | 1,990 | 3,355 |
| <b>THEOLOGICAL SEMINARY</b>    |          |       |       |              |       |       |       |       |       |
| <b>Southeastern Seminary</b>   |          |       |       |              |       |       |       |       |       |
| Applications                   | 0        | 0     | 0     | 0            | 0     | 0     | 0     | 0     | 0     |
| Acceptances                    | 0        | 0     | 0     | 0            | 0     | 0     | 0     | 0     | 0     |
| Enrollees                      | 0        | 0     | 0     | 0            | 0     | 0     | 0     | 0     | 0     |
| <b>BIBLE COLLEGES</b>          |          |       |       |              |       |       |       |       |       |
| <b>East Coast</b>              |          |       |       |              |       |       |       |       |       |
| Applications                   | 16       | 10    | 26    | 12           | 11    | 23    | 28    | 21    | 49    |
| Acceptances                    | 16       | 10    | 26    | 12           | 11    | 23    | 28    | 21    | 49    |
| Enrollees                      | 13       | 9     | 22    | 10           | 8     | 18    | 23    | 17    | 40    |
| <b>Heritage</b>                |          |       |       |              |       |       |       |       |       |
| Applications                   | 3        | 4     | 7     | 0            | 0     | 0     | 3     | 4     | 7     |
| Acceptances                    | 3        | 4     | 7     | 0            | 0     | 0     | 3     | 4     | 7     |
| Enrollees                      | 3        | 4     | 7     | 0            | 0     | 0     | 3     | 4     | 7     |
| <b>John Wesley</b>             |          |       |       |              |       |       |       |       |       |
| Applications                   | 7        | 7     | 14    | 0            | 0     | 0     | 7     | 7     | 14    |
| Acceptances                    | 7        | 7     | 14    | 0            | 0     | 0     | 7     | 7     | 14    |
| Enrollees                      | 6        | 5     | 11    | 0            | 0     | 0     | 6     | 5     | 11    |
| <b>Piedmont</b>                |          |       |       |              |       |       |       |       |       |
| Applications                   | 30       | 11    | 41    | 25           | 5     | 30    | 55    | 16    | 71    |
| Acceptances                    | 30       | 9     | 39    | 21           | 5     | 26    | 51    | 14    | 65    |
| Enrollees                      | 14       | 7     | 21    | 10           | 5     | 15    | 24    | 12    | 36    |
| <b>Roanoke</b>                 |          |       |       |              |       |       |       |       |       |
| Applications                   | 4        | 7     | 11    | 6            | 0     | 6     | 10    | 7     | 17    |
| Acceptances                    | 4        | 7     | 11    | 6            | 0     | 6     | 10    | 7     | 17    |
| Enrollees                      | 4        | 6     | 10    | 4            | 0     | 4     | 8     | 6     | 14    |
| <b>Winston-Salem</b>           |          |       |       |              |       |       |       |       |       |
| Applications                   | 0        | 1     | 1     | 2            | 1     | 3     | 2     | 2     | 4     |
| Acceptances                    | 0        | 1     | 1     | 2            | 1     | 3     | 2     | 2     | 4     |
| Enrollees                      | 0        | 1     | 1     | 2            | 1     | 3     | 2     | 2     | 4     |
| <b>Bible Colleges Total</b>    |          |       |       |              |       |       |       |       |       |
| Applications                   | 60       | 40    | 100   | 45           | 17    | 62    | 105   | 57    | 162   |
| Acceptances                    | 60       | 38    | 98    | 41           | 17    | 58    | 101   | 55    | 156   |
| Enrollees                      | 40       | 32    | 72    | 26           | 14    | 40    | 66    | 46    | 112   |
| <b>GRAND TOTAL</b>             |          |       |       |              |       |       |       |       |       |
| Applications                   | 1,720    | 2,919 | 4,639 | 1,523        | 1,335 | 2,858 | 3,243 | 4,254 | 7,497 |
| Acceptances                    | 1,309    | 2,337 | 3,646 | 947          | 883   | 1,830 | 2,256 | 3,220 | 5,476 |
| Enrollees                      | 898      | 1,519 | 2,417 | 533          | 517   | 1,050 | 1,431 | 2,036 | 3,467 |

\*Figures not used in totals since data are incomplete.

**Table 71. Number of Graduate Applications, Acceptances, and Enrollees in the University of North Carolina, Fall 1992**

| Institution                    | In-State |       |       | Out-of-State |       |        | Total  |        |        |
|--------------------------------|----------|-------|-------|--------------|-------|--------|--------|--------|--------|
|                                | Men      | Women | Total | Men          | Women | Total  | Men    | Women  | Total  |
| <b>Appalachian</b>             |          |       |       |              |       |        |        |        |        |
| Applications                   | 244      | 398   | 642   | 181          | 211   | 392    | 425    | 609    | 1,034  |
| Acceptances                    | 180      | 283   | 463   | 115          | 123   | 238    | 295    | 406    | 701    |
| Enrollees                      | 133      | 215   | 348   | 35           | 37    | 72     | 168    | 252    | 420    |
| <b>East Carolina</b>           |          |       |       |              |       |        |        |        |        |
| Applications                   | 270      | 490   | 760   | 121          | 122   | 243    | 391    | 612    | 1,003  |
| Acceptances                    | 231      | 407   | 638   | 86           | 75    | 161    | 317    | 482    | 799    |
| Enrollees                      | 190      | 345   | 535   | 47           | 38    | 85     | 237    | 383    | 620    |
| <b>Fayetteville</b>            |          |       |       |              |       |        |        |        |        |
| Applications                   | 20       | 25    | 45    | 4            | 1     | 5      | 24     | 26     | 50     |
| Acceptances                    | 20       | 25    | 45    | 4            | 1     | 5      | 24     | 26     | 50     |
| Enrollees                      | 18       | 15    | 33    | 1            | 1     | 2      | 19     | 16     | 35     |
| <b>N.C. A and T</b>            |          |       |       |              |       |        |        |        |        |
| Applications                   | 163      | 202   | 385   | 143          | 43    | 186    | 306    | 245    | 551    |
| Acceptances                    | 140      | 189   | 329   | 86           | 30    | 116    | 226    | 219    | 445    |
| Enrollees                      | 91       | 140   | 231   | 42           | 11    | 53     | 133    | 151    | 284    |
| <b>N.C. Central</b>            |          |       |       |              |       |        |        |        |        |
| Applications                   | 91       | 157   | 248   | 29           | 35    | 64     | 120    | 192    | 312    |
| Acceptances                    | 79       | 141   | 220   | 27           | 31    | 58     | 106    | 172    | 278    |
| Enrollees                      | 56       | 100   | 156   | 7            | 16    | 23     | 63     | 116    | 179    |
| <b>N.C. School of the Arts</b> |          |       |       |              |       |        |        |        |        |
| Applications                   | 8        | 7     | 15    | 28           | 19    | 47     | 36     | 26     | 62     |
| Acceptances                    | 8        | 6     | 14    | 17           | 16    | 33     | 25     | 22     | 47     |
| Enrollees                      | 7        | 5     | 12    | 8            | 10    | 18     | 15     | 15     | 30     |
| <b>N.C. State</b>              |          |       |       |              |       |        |        |        |        |
| Applications                   | 634      | 595   | 1,229 | 2,303        | 1,043 | 3,346  | 2,937  | 1,638  | 4,575  |
| Acceptances                    | 452      | 383   | 835   | 946          | 482   | 1,428  | 1,398  | 865    | 2,263  |
| Enrollees                      | 313      | 304   | 617   | 361          | 191   | 552    | 674    | 495    | 1,169  |
| <b>Pembroke</b>                |          |       |       |              |       |        |        |        |        |
| Applications                   | 1        | 1     | 2     | 0            | 0     | 0      | 1      | 1      | 2      |
| Acceptances                    | 1        | 1     | 2     | 0            | 0     | 0      | 1      | 1      | 2      |
| Enrollees                      | 1        | 1     | 2     | 0            | 0     | 0      | 1      | 1      | 2      |
| <b>UNC-Asheville</b>           |          |       |       |              |       |        |        |        |        |
| Applications                   | 1        | 0     | 1     | 1            | 0     | 1      | 2      | 0      | 2      |
| Acceptances                    | 1        | 0     | 1     | 1            | 0     | 1      | 2      | 0      | 2      |
| Enrollees                      | 0        | 0     | 0     | 0            | 0     | 0      | 0      | 0      | 0      |
| <b>UNC-Chapel Hill</b>         |          |       |       |              |       |        |        |        |        |
| Applications                   | 805      | 1,286 | 2,091 | 6,389        | 5,724 | 12,113 | 7,194  | 7,010  | 14,204 |
| Acceptances                    | 382      | 561   | 943   | 1,315        | 1,398 | 2,713  | 1,697  | 1,959  | 3,656  |
| Enrollees                      | 286      | 430   | 716   | 547          | 552   | 1,099  | 833    | 982    | 1,815  |
| <b>UNC-Charlotte</b>           |          |       |       |              |       |        |        |        |        |
| Applications                   | 256      | 346   | 602   | 363          | 246   | 609    | 619    | 592    | 1,211  |
| Acceptances                    | 188      | 274   | 462   | 230          | 134   | 364    | 418    | 408    | 826    |
| Enrollees                      | 141      | 210   | 351   | 82           | 43    | 125    | 223    | 253    | 476    |
| <b>UNC-Greensboro</b>          |          |       |       |              |       |        |        |        |        |
| Applications                   | 299      | 626   | 925   | 412          | 775   | 1,187  | 711    | 1,401  | 2,112  |
| Acceptances                    | 209      | 426   | 635   | 149          | 289   | 438    | 358    | 715    | 1,073  |
| Enrollees                      | 159      | 322   | 481   | 55           | 108   | 163    | 214    | 430    | 644    |
| <b>UNC-Wilmington</b>          |          |       |       |              |       |        |        |        |        |
| Applications                   | 63       | 90    | 153   | 54           | 49    | 103    | 117    | 139    | 256    |
| Acceptances                    | 43       | 64    | 107   | 28           | 22    | 50     | 71     | 86     | 157    |
| Enrollees                      | 32       | 49    | 81    | 8            | 9     | 17     | 40     | 58     | 98     |
| <b>Western Carolina</b>        |          |       |       |              |       |        |        |        |        |
| Applications                   | 81       | 144   | 225   | 80           | 63    | 143    | 161    | 207    | 368    |
| Acceptances                    | 70       | 131   | 201   | 73           | 57    | 130    | 143    | 188    | 331    |
| Enrollees                      | 51       | 99    | 150   | 32           | 25    | 57     | 83     | 124    | 207    |
| <b>UNC Total</b>               |          |       |       |              |       |        |        |        |        |
| Applications                   | 2,936    | 4,367 | 7,303 | 10,108       | 8,331 | 18,439 | 13,044 | 12,698 | 25,742 |
| Acceptances                    | 2,004    | 2,891 | 4,895 | 3,077        | 2,658 | 5,735  | 5,081  | 5,549  | 10,630 |
| Enrollees                      | 1,478    | 2,235 | 3,713 | 1,225        | 1,041 | 2,266  | 2,703  | 3,276  | 5,979  |

**Table 72. Number of First Professional Applications, Acceptances, and Enrollees in the University of North Carolina, Fall 1992**

| Institution            | In-State |       |       | Out-of-State |       |       | Total |       |       |
|------------------------|----------|-------|-------|--------------|-------|-------|-------|-------|-------|
|                        | Men      | Women | Total | Men          | Women | Total | Men   | Women | Total |
| <b>East Carolina</b>   |          |       |       |              |       |       |       |       |       |
| Applications           | 288      | 220   | 508   | 476          | 327   | 803   | 764   | 547   | 1,311 |
| Acceptances            | 64       | 60    | 124   | 0            | 0     | 0     | 64    | 60    | 124   |
| Enrollees              | 36       | 35    | 71    | 0            | 0     | 0     | 36    | 35    | 71    |
| <b>N.C. Central</b>    |          |       |       |              |       |       |       |       |       |
| Applications           | 295      | 250   | 545   | 399          | 218   | 617   | 694   | 468   | 1,162 |
| Acceptances            | 43       | 88    | 131   | 32           | 21    | 53    | 75    | 109   | 184   |
| Enrollees              | 30       | 54    | 84    | 12           | 7     | 19    | 42    | 61    | 103   |
| <b>N.C. State</b>      |          |       |       |              |       |       |       |       |       |
| Applications           | 32       | 78    | 110   | 28           | 103   | 131   | 60    | 181   | 241   |
| Acceptances            | 19       | 49    | 68    | 5            | 25    | 30    | 24    | 74    | 98    |
| Enrollees              | 16       | 48    | 64    | 0            | 7     | 7     | 16    | 55    | 71    |
| <b>UNC-Chapel Hill</b> |          |       |       |              |       |       |       |       |       |
| Applications           | 994      | 772   | 1,766 | 2,587        | 1,885 | 4,472 | 3,581 | 2,657 | 6,238 |
| Acceptances            | 289      | 242   | 531   | 270          | 161   | 431   | 559   | 403   | 962   |
| Enrollees              | 211      | 181   | 392   | 57           | 43    | 100   | 268   | 224   | 492   |
| <b>UNC Total</b>       |          |       |       |              |       |       |       |       |       |
| Applications           | 1,609    | 1,320 | 2,929 | 3,490        | 2,533 | 6,023 | 5,099 | 3,853 | 8,952 |
| Acceptances            | 415      | 439   | 854   | 307          | 207   | 514   | 722   | 646   | 1,368 |
| Enrollees              | 293      | 318   | 611   | 69           | 57    | 126   | 362   | 375   | 737   |

**SECTION IX**  
**STUDENT FINANCIAL AID**

- Table 73. Employment of Undergraduate Students in North Carolina Colleges and Universities, 1991-92
- Table 74. Scholarships, Grants, and Awards for Undergraduate Students in North Carolina Colleges and Universities, 1991-92
- Table 75. Pell Grants in North Carolina Colleges and Universities, 1991-92
- Table 76. Loans Provided to Undergraduate and Graduate Students in North Carolina Colleges and Universities, 1991-92
- Table 77. North Carolina Nurse Scholars Program and Nurse Education Scholarship Loan Program by Institution and Program, 1991-92
- Table 78. Financial Aid for First Professional Students in North Carolina Universities, 1991-92
- Table 79. Financial Aid for Graduate Students in North Carolina Universities, 1991-92



Table 73.

## Employment of Undergraduate Students in North Carolina Colleges and Universities, 1991-92

| Institution   | College Work/Study (Regular Term) |                 |                       | Other Employment   |                 |                       | Total Employment Earnings |
|---|-----------------------------------|-----------------|-----------------------|--------------------|-----------------|-----------------------|---------------------------|
|   | Number of Students                | Amount Received |                       | Number of Students | Amount Received |                       |                           |
|   |                                   | Total           | Average per Recipient |                    | Total           | Average per Recipient |                           |
| <b>Public Institutions</b>  |                                   |                 |                       |                    |                 |                       |                           |
| <b>University of North Carolina</b>                                     |                                   |                 |                       |                    |                 |                       |                           |
| Appalachian   | 451                               | \$317,888       | \$705                 | 2,347              | \$2,089,089     | \$890                 | \$2,406,977               |
| East Carolina   | 558                               | 518,774         | 930                   | 1,367              | 2,591,431       | 1,896                 | 3,110,205                 |
| Elizabeth City  | 816                               | 499,001         | 612                   | 7                  | 6,000           | 857                   | 505,001                   |
| Fayetteville  | 693                               | 415,329         | 599                   | 34                 | 26,183          | 770                   | 441,512                   |
| N.C. A and T  | 552                               | 540,047         | 978                   | 522                | 746,929         | 1,431                 | 1,286,976                 |
| N.C. Central  | 340                               | 234,894         | 691                   | 145                | 172,204         | 1,188                 | 407,098                   |
| N.C. School of the Arts College   | 100                               | 42,041          | 420                   | 84                 | 64,714          | 770                   | 106,755                   |
| (High School)*  | (-)                               | (-)             | (-)                   | (61)               | (22,056)        | (362)                 | (22,056)                  |
| N.C. State  | 759                               | 569,474         | 750                   | 3,837              | 4,214,514       | 1,098                 | 4,783,988                 |
| Pembroke  | 153                               | 130,093         | 850                   | 100                | 58,317          | 583                   | 188,410                   |
| UNC-Asheville   | 90                                | 83,656          | 930                   | 426                | 365,492         | 858                   | 449,148                   |
| UNC-Chapel Hill   | 623                               | 521,413         | 837                   | 3,190              | 4,994,157       | 1,566                 | 5,515,570                 |
| UNC-Charlotte   | 358                               | 293,194         | 819                   | 1,261              | 1,702,231       | 1,350                 | 1,995,425                 |
| UNC-Greensboro  | 281                               | 339,338         | 1,208                 | 1,283              | 1,672,519       | 1,304                 | 2,011,857                 |
| UNC-Wilmington  | 232                               | 174,528         | 752                   | 871                | 673,703         | 773                   | 848,231                   |
| Western Carolina  | 514                               | 424,432         | 826                   | 1,122              | 887,786         | 791                   | 1,312,218                 |
| Winston-Salem   | 360                               | 559,244         | 1,553                 | 58                 | 123,239         | 2,125                 | 682,483                   |
| UNC Total   | 6,880                             | 5,663,346       | 823                   | 16,654             | 20,388,502      | 1,224                 | 26,051,854                |
| <b>Community Colleges (with college transfer programs)</b>              |                                   |                 |                       |                    |                 |                       |                           |
| Asheville-Buncombe  | 28                                | 25,793          | 921                   | 96                 | 63,305          | 659                   | 89,098                    |
| Beaufort County   | 30                                | 22,829          | 761                   | 23                 | 6,835           | 297                   | 29,664                    |
| Blue Ridge  | 35                                | 23,424          | 669                   | 72                 | 29,935          | 416                   | 53,359                    |
| Caldwell  | 42                                | 48,441          | 1,153                 | 19                 | 17,772          | 935                   | 66,213                    |
| Catawba Valley  | 21                                | 21,749          | 1,036                 | -                  | -               | -                     | 21,749                    |
| Central Piedmont  | 152                               | 268,093         | 1,764                 | -                  | -               | -                     | 268,093                   |
| Cleveland   | 11                                | 10,373          | 943                   | 2                  | 6,281           | 3,141                 | 16,654                    |
| Coastal Carolina  | 62                                | 68,198          | 1,100                 | 19                 | 14,372          | 756                   | 82,570                    |
| College of the Albemarle  | 67                                | 66,941          | 999                   | -                  | -               | -                     | 66,941                    |
| Craven  | 32                                | 44,709          | 1,397                 | -                  | -               | -                     | 44,709                    |
| Davidson County   | 50                                | 39,110          | 782                   | 82                 | 80,996          | 988                   | 120,106                   |
| Durham  | 26                                | 41,336          | 1,590                 | -                  | -               | -                     | 41,336                    |
| Edgecombe   | 36                                | 24,580          | 683                   | -                  | -               | -                     | 24,580                    |
| Forsyth   | 36                                | 50,380          | 1,399                 | 85                 | 31,901          | 375                   | 82,281                    |
| Gaston  | 31                                | 32,105          | 1,036                 | 78                 | 75,717          | 971                   | 107,822                   |
| Guilford  | 73                                | 72,086          | 987                   | 151                | 60,047          | 398                   | 132,133                   |
| Halifax   | 29                                | 25,263          | 871                   | 15                 | 14,786          | 984                   | 40,029                    |
| Isothermal  | 23                                | 21,958          | 955                   | 64                 | 60,614          | 947                   | 82,572                    |
| James Sprunt  | 34                                | 39,438          | 1,160                 | 45                 | 10,448          | 232                   | 49,886                    |
| Lenoir  | 45                                | 38,236          | 850                   | 97                 | 53,744          | 554                   | 91,980                    |
| Martin  | 38                                | 26,278          | 692                   | 34                 | 7,856           | 231                   | 34,134                    |
| Mitchell  | 28                                | 17,500          | 625                   | 51                 | 9,556           | 187                   | 27,056                    |
| Nash  | 28                                | 23,391          | 835                   | 24                 | 25,589          | 1,066                 | 48,980                    |
| Pitt  | 88                                | 62,661          | 712                   | 88                 | 65,375          | 743                   | 128,036                   |
| Richmond  | 31                                | 21,977          | 709                   | 24                 | 5,218           | 217                   | 27,195                    |
| Rockingham  | 21                                | 25,500          | 1,214                 | 69                 | 66,425          | 963                   | 91,925                    |
| Rowan-Cabarrus**  | 18                                | 11,244          | 625                   | 10                 | 19,138          | 1,914                 | 30,382                    |
| Sandhills   | 49                                | 33,119          | 676                   | 72                 | 18,702          | 260                   | 51,821                    |
| Southeastern  | 80                                | 58,784          | 735                   | 52                 | 13,864          | 267                   | 72,648                    |
| Surry   | 79                                | 55,100          | 697                   | 20                 | 52,457          | 2,623                 | 107,557                   |
| Tri-County  | 28                                | 24,484          | 874                   | -                  | -               | -                     | 24,484                    |
| Vance-Granville   | 19                                | 33,789          | 1,778                 | 34                 | 17,157          | 505                   | 50,946                    |
| Wake  | 26                                | 20,288          | 780                   | 21                 | 34,972          | 1,665                 | 55,260                    |
| Wayne   | 100                               | 123,391         | 1,234                 | 12                 | 10,460          | 872                   | 133,851                   |
| Western Piedmont  | 36                                | 44,037          | 1,223                 | 13                 | 20,062          | 1,543                 | 64,099                    |
| Wilkes  | 37                                | 33,705          | 911                   | 92                 | 60,802          | 661                   | 94,507                    |
| Community Colleges Total  | 1,569                             | 1,600,290       | 1,020                 | 1,464              | 954,366         | 652                   | 2,554,656                 |
| <b>Technical Community Colleges (without college transfer programs)</b> |                                   |                 |                       |                    |                 |                       |                           |
| Alamance  | 23                                | 25,394          | 1,104                 | 210                | 147,216         | 701                   | 172,610                   |
| Anson   | 10                                | 8,955           | 896                   | -                  | -               | -                     | 8,955                     |
| Bladen  | 32                                | 24,829          | 776                   | 11                 | 2,078           | 189                   | 26,907                    |
| Brunswick   | 13                                | 5,886           | 453                   | 22                 | 6,798           | 309                   | 12,684                    |
| Cape Fear   | 40                                | 24,628          | 616                   | -                  | -               | -                     | 24,628                    |
| Carteret  | 23                                | 9,057           | 394                   | 11                 | 11,260          | 1,024                 | 20,317                    |
| Central Carolina  | 47                                | 33,387          | 710                   | 136                | 51,222          | 377                   | 84,609                    |
| Fayetteville  | 45                                | 51,669          | 1,148                 | 56                 | 77,830          | 1,390                 | 129,499                   |
| Haywood   | 29                                | 23,611          | 814                   | 100                | 45,889          | 459                   | 69,500                    |
| Johnston  | 19                                | 28,934          | 1,523                 | 15                 | 20,370          | 1,358                 | 49,304                    |
| Mayland   | 24                                | 21,759          | 907                   | 18                 | 45,380          | 2,521                 | 67,139                    |
| McDowell  | 17                                | 9,961           | 586                   | -                  | -               | -                     | 9,961                     |
| Montgomery  | 12                                | 11,560          | 963                   | -                  | -               | -                     | 11,560                    |
| Pamlico   | 8                                 | 6,892           | 862                   | -                  | -               | -                     | 6,892                     |
| Piedmont  | 21                                | 22,578          | 1,075                 | -                  | -               | -                     | 22,578                    |

Table 73.  
(Cont.)

Employment of Undergraduate Students in North Carolina Colleges and Universities, 1991-92

| Institution                                 | College Work/Study (Regular Term) |                   |                       | Other Employment   |                   |                       | Total Employment Earnings |
|---|-----------------------------------|-------------------|-----------------------|--------------------|-------------------|-----------------------|---------------------------|
|   | Number of Students                | Amount Received   |                       | Number of Students | Amount Received   |                       |                           |
|   |                                   | Total             | Average per Recipient |                    | Total             | Average per Recipient |                           |
| <b>Technical Community Colleges (Cont.)</b> |                                   |                   |                       |                    |                   |                       |                           |
| Randolph                                    | 23                                | \$18,156          | \$789                 | 43                 | \$14,058          | \$327                 | \$32,214                  |
| Roanoke-Chowan                              | 79                                | 41,388            | 524                   | 1                  | 228               | 228                   | 41,616                    |
| Robeson                                     | 21                                | 19,323            | 920                   | 36                 | 7,495             | 208                   | 26,818                    |
| Sampson                                     | 27                                | 27,146            | 1,005                 | 50                 | 10,370            | 207                   | 37,516                    |
| Southwestern                                | 73                                | 61,236            | 839                   | -                  | -                 | -                     | 61,236                    |
| Stanly                                      | 37                                | 47,820            | 1,292                 | 15                 | 5,566             | 371                   | 53,386                    |
| Wilson                                      | 35                                | 20,818            | 595                   | -                  | -                 | -                     | 20,818                    |
| Tech. Com. Col. Total                       | 658                               | 544,987           | 828                   | 724                | 445,760           | 9,669                 | 990,747                   |
| Com. Col. System Total                      | 2,227                             | 2,145,277         | 963                   | 2,188              | 1,400,126         | 640                   | 3,545,403                 |
| <b>Public Total</b>                         | <b>9,107</b>                      | <b>7,808,623</b>  | <b>857</b>            | <b>18,842</b>      | <b>21,788,634</b> | <b>1,156</b>          | <b>29,597,257</b>         |
| <b>Private Institutions</b>                 |                                   |                   |                       |                    |                   |                       |                           |
| <b>Senior Colleges &amp; Universities</b>   |                                   |                   |                       |                    |                   |                       |                           |
| Barber-Scotia                               | 296                               | 86,825            | 293                   | 5                  | 7,028             | 1,406                 | 93,853                    |
| Barton                                      | 295                               | 267,367           | 906                   | 110                | 51,241            | 466                   | 318,608                   |
| Belmont Abbey                               | 121                               | 127,466           | 1,053                 | 26                 | 58,971            | 401                   | 186,437                   |
| Bennett                                     | -                                 | -                 | -                     | 5                  | 799               | 160                   | 799                       |
| Campbell                                    | 413                               | 151,211           | 366                   | 231                | 187,817           | 813                   | 339,028                   |
| Catawba                                     | 143                               | 101,780           | 712                   | 147                | 123,891           | 843                   | 225,671                   |
| Davidson                                    | 185                               | 175,795           | 950                   | 647                | 455,376           | 704                   | 631,171                   |
| Duke  | 860                               | 703,807           | 818                   | 310                | 150,000           | 484                   | 853,807                   |
| Elon  | 250                               | 200,309           | 801                   | 623                | 461,000           | 740                   | 661,309                   |
| Gardner-Webb                                | 187                               | 178,607           | 955                   | 210                | 285,122           | 1,358                 | 463,729                   |
| Greensboro                                  | 118                               | 81,381            | 690                   | 58                 | 34,911            | 602                   | 116,292                   |
| Guilford                                    | 106                               | 85,097            | 803                   | 413                | 275,961           | 668                   | 361,058                   |
| High Point                                  | 94                                | 78,426            | 834                   | 192                | 169,912           | 885                   | 248,338                   |
| Johnson C. Smith                            | 354                               | 469,570           | 1,326                 | 30                 | 62,485            | 2,083                 | 532,055                   |
| Lees-McRae                                  | 64                                | 52,724            | 824                   | 108                | 82,215            | 761                   | 134,939                   |
| Lenoir-Rhyne                                | 161                               | 115,453           | 717                   | 281                | 173,925           | 619                   | 289,378                   |
| Livingstone                                 | 225                               | 222,174           | 987                   | 12                 | 8,225             | 685                   | 230,399                   |
| Mars Hill                                   | 296                               | 228,964           | 774                   | 334                | 145,910           | 437                   | 374,874                   |
| Meredith                                    | 196                               | 126,846           | 647                   | 326                | 256,334           | 786                   | 383,180                   |
| Methodist                                   | 343                               | 211,701           | 617                   | 244                | 209,170           | 857                   | 420,871                   |
| Montreat-Anderson                           | 122                               | 88,577            | 726                   | 23                 | 22,413            | 974                   | 110,990                   |
| Mount Olive                                 | 107                               | 66,610            | 623                   | 12                 | 11,472            | 956                   | 78,082                    |
| N.C. Wesleyan                               | 130                               | 71,139            | 547                   | 110                | 76,080            | 692                   | 147,219                   |
| Pfeiffer                                    | 149                               | 121,888           | 818                   | 96                 | 147,734           | 1,539                 | 269,622                   |
| Queens                                      | 277                               | 279,180           | 1,008                 | 69                 | 68,732            | 996                   | 347,912                   |
| St. Andrews                                 | 175                               | 172,058           | 983                   | 61                 | 47,160            | 773                   | 219,218                   |
| St. Augustine's                             | 487                               | 649,760           | 1,334                 | 149                | 283,946           | 1,906                 | 933,706                   |
| Salem                                       | 90                                | 31,400            | 349                   | 102                | 74,295            | 728                   | 105,695                   |
| Shaw  | 490                               | 423,617           | 865                   | 242                | 317,703           | 1,313                 | 741,320                   |
| Wake Forest                                 | 238                               | 197,428           | 830                   | 680                | 2,224,217         | 3,271                 | 2,421,645                 |
| Warren Wilson                               | 165                               | 180,924           | 1,097                 | 322                | 656,880           | 2,040                 | 837,804                   |
| Wingate                                     | 199                               | 136,684           | 687                   | 496                | 431,295           | 870                   | 567,979                   |
| Sen. Co. & Univ. Total                      | 7,336                             | 6,084,768         | 829                   | 6,674              | 7,562,220         | 1,133                 | 13,646,988                |
| <b>Junior Colleges</b>                      |                                   |                   |                       |                    |                   |                       |                           |
| Brevard                                     | 88                                | 47,266            | 537                   | 17                 | 7,479             | 440                   | 54,745                    |
| Chowan                                      | 284                               | 173,618           | 611                   | 101                | 38,465            | 381                   | 212,083                   |
| Louisburg                                   | 130                               | 110,140           | 847                   | 40                 | 8,579             | 214                   | 118,719                   |
| Peace                                       | 69                                | 36,966            | 536                   | 51                 | 33,618            | 659                   | 70,584                    |
| Saint Mary's                                | 9                                 | 2,059             | 229                   | 31                 | 12,500            | 403                   | 14,559                    |
| Junior Colleges Total                       | 580                               | 370,049           | 638                   | 240                | 100,641           | 419                   | 470,690                   |
| <b>Private Sr. &amp; Jr. Total</b>          | <b>7,916</b>                      | <b>6,454,817</b>  | <b>815</b>            | <b>6,914</b>       | <b>7,662,861</b>  | <b>1,108</b>          | <b>14,117,678</b>         |
| <b>Theological Seminary</b>                 |                                   |                   |                       |                    |                   |                       |                           |
| Southeastern                                | -                                 | -                 | -                     | -                  | -                 | -                     | -                         |
| <b>Bible Colleges</b>                       |                                   |                   |                       |                    |                   |                       |                           |
| East Coast                                  | 20                                | 15,237            | 762                   | 14                 | 10,557            | 754                   | 25,794                    |
| Heritage                                    | -                                 | -                 | -                     | 14                 | 4,661             | 333                   | 4,661                     |
| John Wesley                                 | 4                                 | 7,203             | 1,801                 | -                  | -                 | -                     | 7,203                     |
| Piedmont                                    | 8                                 | 13,541            | 1,693                 | 49                 | 59,651            | 1,217                 | 73,192                    |
| Roanoke                                     | -                                 | -                 | -                     | 46                 | 22,251            | 484                   | 22,251                    |
| Winston-Salem                               | -                                 | -                 | -                     | 6                  | 10,640            | 1,773                 | 10,640                    |
| Bible Col. Total                            | 32                                | 35,981            | 1,124                 | 129                | 107,760           | 835                   | 143,741                   |
| <b>Private Total</b>                        | <b>7,948</b>                      | <b>6,490,798</b>  | <b>817</b>            | <b>7,043</b>       | <b>7,770,621</b>  | <b>1,103</b>          | <b>14,261,419</b>         |
| <b>Grand Total</b>                          | <b>17,055</b>                     | <b>14,299,421</b> | <b>838</b>            | <b>25,885</b>      | <b>29,559,255</b> | <b>1,142</b>          | <b>43,858,676</b>         |

\*High School figures are not included in totals.

\*\*College transfer coursework is offered under a contract with another institution.

Table 74. Scholarships, Grants, and Awards for Undergraduate Students in North Carolina Colleges and Universities, 1991-92

| Institution  | Athletic        |                       |              | Suppl. Educ. Opportunity Grants |                       |              | N.C. Student Incentive Grants |                       |              | Other Non-Athletic <sup>1</sup> |                       |              | Total Provided    |
|--|-----------------|-----------------------|--------------|---------------------------------|-----------------------|--------------|-------------------------------|-----------------------|--------------|---------------------------------|-----------------------|--------------|-------------------|
|  | No. of Students | Total Amount Received | Av. per Rec. | No. of Students                 | Total Amount Received | Av. per Rec. | No. of Students               | Total Amount Received | Av. per Rec. | No. of Students                 | Total Amount Received | Av. per Rec. |                   |
|  |                 |                       |              |                                 |                       |              |                               |                       |              |                                 |                       |              |                   |
| <b>Public Institutions</b>                                 |                 |                       |              |                                 |                       |              |                               |                       |              |                                 |                       |              |                   |
| <b>University of North Carolina</b>                        |                 |                       |              |                                 |                       |              |                               |                       |              |                                 |                       |              |                   |
| Appalachian  | 327             | \$821,359             | \$2,512      | 340                             | \$186,925             | \$550        | 162                           | \$135,017             | \$833        | 2,320                           | \$1,947,953           | \$840        | \$3,091,254       |
| East Carolina  | 294             | 1,308,998             | 4,452        | 699                             | 455,607               | 652          | 74                            | 63,415                | 857          | 1,652                           | 2,456,078             | 1,487        | 4,284,098         |
| Elizabeth City   | 71              | 197,000               | 2,775        | 750                             | 277,565               | 370          | 76                            | 62,330                | 820          | 748                             | 1,078,818             | 1,442        | 1,615,713         |
| Fayetteville   | 73              | 204,392               | 2,800        | 753                             | 695,837               | 924          | 26                            | 19,109                | 735          | 750                             | 1,143,179             | 1,524        | 2,062,517         |
| N.C. A and T   | 144             | 330,532               | 2,295        | 732                             | 359,634               | 491          | 125                           | 110,472               | 884          | 1,730                           | 3,259,198             | 1,884        | 4,059,836         |
| N.C. Central   | 104             | 338,818               | 3,258        | 931                             | 743,076               | 798          | 145                           | 137,733               | 950          | 1,091                           | 1,417,117             | 1,299        | 2,636,744         |
| N.C. School of the Arts                                    |                 |                       |              |                                 |                       |              |                               |                       |              |                                 |                       |              |                   |
| College  |                 |                       |              |                                 |                       |              |                               |                       |              |                                 |                       |              |                   |
| (High School) <sup>2</sup>                                 |                 |                       |              |                                 |                       |              |                               |                       |              |                                 |                       |              |                   |
| N.C. State   | 406             | 2,505,744             | 6,172        | 550                             | 379,799               | 691          | 229                           | 175,427               | 766          | 4,889                           | 6,439,324             | 1,317        | 9,500,294         |
| Pembroke   | 113             | 87,071                | 771          | 63                              | 50,143                | 796          | 38                            | 30,370                | 799          | 696                             | 638,158               | 917          | 805,742           |
| UNC-Asheville  | 97              | 190,339               | 1,962        | 53                              | 24,798                | 468          | 54                            | 39,249                | 727          | 731                             | 1,032,976             | 1,413        | 1,287,362         |
| UNC-Chapel Hill  | 410             | 3,009,222             | 7,340        | 1,295                           | 780,665               | 603          | 223                           | 184,790               | 829          | 1,791                           | 3,388,452             | 1,892        | 7,363,129         |
| UNC-Charlotte  | 170             | 564,940               | 3,323        | 247                             | 179,744               | 728          | 164                           | 131,927               | 804          | 2,220                           | 2,410,944             | 1,086        | 3,287,555         |
| UNC-Greensboro   | 135             | 402,870               | 2,984        | 573                             | 142,097               | 248          | 206                           | 194,039               | 942          | 2,489                           | 2,241,580             | 901          | 2,980,586         |
| UNC-Wilmington   | 170             | 500,400               | 2,944        | 151                             | 103,000               | 682          | 98                            | 82,208                | 839          | 1,513                           | 1,056,174             | 698          | 1,741,782         |
| Western Carolina   | 218             | 594,362               | 2,726        | 223                             | 142,536               | 839          | 117                           | 89,978                | 769          | 1,003                           | 938,498               | 936          | 1,765,374         |
| Winston-Salem  | 72              | 205,972               | 2,861        | 428                             | 480,527               | 1,123        | 54                            | 47,065                | 872          | 590                             | 970,216               | 1,644        | 1,703,780         |
| <b>UNC Total</b>   | <b>2,804</b>    | <b>11,262,019</b>     | <b>4,016</b> | <b>7,833</b>                    | <b>5,041,981</b>      | <b>644</b>   | <b>1,796</b>                  | <b>1,509,029</b>      | <b>840</b>   | <b>24,453</b>                   | <b>30,945,086</b>     | <b>1,265</b> | <b>48,758,115</b> |
| <b>Community Colleges (with college transfer programs)</b> |                 |                       |              |                                 |                       |              |                               |                       |              |                                 |                       |              |                   |
| Ashville-Burcombe  |                 |                       |              |                                 |                       |              |                               |                       |              |                                 |                       |              |                   |
| Beaufort County  |                 |                       |              |                                 |                       |              |                               |                       |              |                                 |                       |              |                   |
| Blue Ridge   |                 |                       |              |                                 |                       |              |                               |                       |              |                                 |                       |              |                   |
| Caldwell   |                 |                       |              |                                 |                       |              |                               |                       |              |                                 |                       |              |                   |
| Catawba Valley   |                 |                       |              |                                 |                       |              |                               |                       |              |                                 |                       |              |                   |
| Central Piedmont   |                 |                       |              |                                 |                       |              |                               |                       |              |                                 |                       |              |                   |
| Cleveland  |                 |                       |              |                                 |                       |              |                               |                       |              |                                 |                       |              |                   |
| Coastal Carolina   |                 |                       |              |                                 |                       |              |                               |                       |              |                                 |                       |              |                   |
| College of the Albemarle                                   |                 |                       |              |                                 |                       |              |                               |                       |              |                                 |                       |              |                   |
| Craven   |                 |                       |              |                                 |                       |              |                               |                       |              |                                 |                       |              |                   |
| Davidson County  |                 |                       |              |                                 |                       |              |                               |                       |              |                                 |                       |              |                   |
| Durham   |                 |                       |              |                                 |                       |              |                               |                       |              |                                 |                       |              |                   |
| Edgecombe  |                 |                       |              |                                 |                       |              |                               |                       |              |                                 |                       |              |                   |
| Forsyth  |                 |                       |              |                                 |                       |              |                               |                       |              |                                 |                       |              |                   |
| Gaston   |                 |                       |              |                                 |                       |              |                               |                       |              |                                 |                       |              |                   |
| Guilford   |                 |                       |              |                                 |                       |              |                               |                       |              |                                 |                       |              |                   |
| Hailifax   |                 |                       |              |                                 |                       |              |                               |                       |              |                                 |                       |              |                   |
| Isothermal   |                 |                       |              |                                 |                       |              |                               |                       |              |                                 |                       |              |                   |
| James Sprunt   |                 |                       |              |                                 |                       |              |                               |                       |              |                                 |                       |              |                   |
| Lenoir   |                 |                       |              |                                 |                       |              |                               |                       |              |                                 |                       |              |                   |
| Martin   |                 |                       |              |                                 |                       |              |                               |                       |              |                                 |                       |              |                   |
| Mitchell   |                 |                       |              |                                 |                       |              |                               |                       |              |                                 |                       |              |                   |
| Nash   |                 |                       |              |                                 |                       |              |                               |                       |              |                                 |                       |              |                   |
| Pitt   |                 |                       |              |                                 |                       |              |                               |                       |              |                                 |                       |              |                   |
| Richmond   |                 |                       |              |                                 |                       |              |                               |                       |              |                                 |                       |              |                   |
| Rockingham   |                 |                       |              |                                 |                       |              |                               |                       |              |                                 |                       |              |                   |
| Rowan-Cabarrus <sup>3</sup>                                |                 |                       |              |                                 |                       |              |                               |                       |              |                                 |                       |              |                   |
| Sandhills  |                 |                       |              |                                 |                       |              |                               |                       |              |                                 |                       |              |                   |
| Southeastern   |                 |                       |              |                                 |                       |              |                               |                       |              |                                 |                       |              |                   |
| Surry  |                 |                       |              |                                 |                       |              |                               |                       |              |                                 |                       |              |                   |
| Tri-County   |                 |                       |              |                                 |                       |              |                               |                       |              |                                 |                       |              |                   |
| Vance-Granville  |                 |                       |              |                                 |                       |              |                               |                       |              |                                 |                       |              |                   |





**Table 75. Pell Grants in North Carolina Colleges and Universities, 1991-92**

| Institution  | Number of Students | Amount Received | Average per Student | Institution   | Number of Students | Amount Received | Average per Student |
|--|--------------------|-----------------|---------------------|---|--------------------|-----------------|---------------------|
| <b>PUBLIC INSTITUTIONS</b>                                 |                    |                 |                     |   |                    |                 |                     |
| <b>University of North Carolina</b>                        |                    |                 |                     |   |                    |                 |                     |
| Appalachian  | 2,084              | \$3,322,226     | \$1,594             | Halifax   | 616                | \$645,889       | \$1,049             |
| East Carolina  | 2,669              | 4,238,667       | 1,588               | Isothermal  | 372                | 395,015         | 1,062               |
| Elizabeth City   | 1,194              | 2,045,821       | 1,713               | James Sprunt  | 363                | 387,052         | 1,066               |
| Fayetteville   | 1,624              | 2,689,280       | 1,656               | Lenoir  | 646                | 774,825         | 1,199               |
| N.C. A and T   | 2,372              | 3,103,129       | 1,308               | Martin  | 266                | 298,159         | 1,121               |
| N.C. Central   | 1,905              | 3,146,698       | 1,652               | Mitchell  | 230                | 236,740         | 1,029               |
| N.C. School of the Arts                                    |                    |                 |                     | Nash  | 377                | 339,953         | 902                 |
| College  | 130                | 232,945         | 1,792               | Pitt  | 810                | 998,278         | 1,232               |
| (High School)*   | (-)                | (-)             | (-)                 | Richmond  | 529                | 557,393         | 1,054               |
| N.C. State   | 2,930              | 4,668,490       | 1,593               | Rockingham  | 400                | 441,919         | 1,105               |
| Pembroke   | 829                | 1,237,008       | 1,492               | Rowan-Cabarrus**  | 518                | 527,388         | 1,018               |
| UNC-Asheville  | 550                | 881,262         | 1,602               | Sandhills   | 614                | 723,238         | 1,178               |
| UNC-Chapel Hill  | 2,021              | 3,188,162       | 1,578               | Southeastern  | 643                | 793,624         | 1,234               |
| UNC-Charlotte  | 2,229              | 3,525,627       | 1,582               | Surry   | 623                | 677,797         | 1,088               |
| UNC-Greensboro   | 1,541              | 2,387,077       | 1,549               | Tri-County  | 338                | 320,765         | 949                 |
| UNC-Wilmington   | 1,396              | 2,247,901       | 1,610               | Vance-Granville   | 618                | 649,447         | 1,051               |
| Western Carolina   | 1,303              | 2,114,613       | 1,623               | Wake  | 501                | 464,049         | 926                 |
| Winston-Salem  | 1,064              | 1,658,253       | 1,559               | Wayne   | 866                | 978,282         | 1,130               |
| UNC Total  | 25,841             | 40,687,159      | 1,575               | Western Piedmont  | 560                | 591,061         | 1,055               |
|  |                    |                 |                     | Wilkes  | 469                | 508,036         | 1,083               |
|  |                    |                 |                     | Comm. Colleges Total  | 20,132             | 20,672,585      | 1,027               |
| <b>Community Colleges (with college transfer programs)</b> |                    |                 |                     |   |                    |                 |                     |
| Asheville-Buncombe   | 417                | 413,438         | 991                 | <b>Technical Comm. Coll. (without col. transfer programs)</b> |                    |                 |                     |
| Beaufort County  | 363                | 367,783         | 1,013               | Alamance  | 366                | 380,919         | 1,041               |
| Blue Ridge   | 321                | 276,339         | 861                 | Anson   | 155                | 125,235         | 808                 |
| Caldwell   | 559                | 586,204         | 1,049               | Bladen  | 275                | 274,312         | 997                 |
| Catawba Valley   | 544                | 473,098         | 870                 | Brunswick   | 177                | 186,380         | 1,053               |
| Central Piedmont   | 1,525              | 1,130,036       | 741                 | Cape Fear   | 509                | 575,571         | 1,131               |
| Cleveland  | 292                | 228,901         | 784                 | Carteret  | 475                | 455,516         | 959                 |
| Coastal Carolina   | 898                | 784,741         | 874                 | Central Carolina  | 486                | 548,284         | 1,128               |
| College of the Albemarle                                   | 623                | 642,022         | 1,031               | Fayetteville  | 1,189              | 1,423,991       | 1,199               |
| Craven   | 691                | 728,946         | 1,055               | Haywood   | 315                | 342,427         | 1,087               |
| Davidson County  | 575                | 647,904         | 1,127               | Johnston  | 429                | 484,155         | 1,129               |
| Durham**   | 441                | 340,235         | 772                 | Mayland   | 376                | 397,829         | 1,058               |
| Edgecombe  | 753                | 810,518         | 1,076               | McDowell  | 352                | 416,067         | 1,182               |
| Forsyth  | 621                | 689,288         | 1,110               | Montgomery  | 147                | 153,657         | 1,045               |
| Gaston   | 510                | 626,806         | 1,229               | Pamlico   | 48                 | 56,486          | 1,177               |
| Guilford   | 640                | 617,416         | 965                 | Piedmont  | 236                | 202,116         | 856                 |

Table 75. (Cont.)

Peil Grants in North Carolina Colleges and Universities, 1991-92

| Institution                                 | Number of Students | Amount Received | Average per Student | Institution                                     | Number of Students | Amount Received | Average per Student |
|---|--------------------|-----------------|---------------------|---|--------------------|-----------------|---------------------|
| <b>Technical Community Colleges (Cont.)</b> |                    |                 |                     | <b>Senior Colleges and Universities (Cont.)</b> |                    |                 |                     |
| Randolph                                    | 242                | \$233,590       | \$965               | St. Andrews                                     | 179                | \$278,471       | \$1,556             |
| Roanoke-Chowan                              | 499                | 510,618         | 1,023               | St. Augustine's                                 | 1,291              | 2,216,994       | 1,717               |
| Robeson                                     | 330                | 334,728         | 1,014               | Salem   | 109                | 167,477         | 1,536               |
| Sampson                                     | 424                | 441,473         | 1,041               | Shaw  | 1,591              | 2,813,807       | 1,769               |
| Southwestern                                | 496                | 506,137         | 1,020               | Wake Forest                                     | 294                | 450,300         | 1,532               |
| Stanly                                      | 335                | 278,827         | 832                 | Warren Wilson                                   | 148                | 230,626         | 1,558               |
| Wilson                                      | 438                | 444,398         | 1,015               | Wingate   | 367                | 545,814         | 1,487               |
| Tech. Comm. Coll. Total                     | 8,299              | 8,772,716       | 1,057               | Sr. Coll. & Univ. Total                         | 13,099             | 20,962,926      | 1,600               |
| Comm. Coll. System Total                    | 28,431             | 29,445,301      | 1,036               | <b>Junior Colleges</b>                          |                    |                 |                     |
| PUBLIC TOTAL                                | 54,272             | 70,132,460      | 1,292               | Brevard   | 192                | 295,452         | 1,539               |
| <b>PRIVATE INSTITUTIONS</b>                 |                    |                 |                     | Chowan  | 320                | 481,296         | 1,504               |
| <b>Senior Colleges and Universities</b>     |                    |                 |                     | Louisburg                                       | 198                | 286,803         | 1,449               |
| Barber-Scotia                               | 489                | 873,363         | 1,786               | Peace   | 62                 | 91,623          | 1,478               |
| Barton                                      | 487                | 617,619         | 1,268               | Saint Mary's                                    | 22                 | 28,800          | 1,309               |
| Belmont Abbey                               | 173                | 268,235         | 1,550               | Junior Colleges Total                           | 794                | 1,183,974       | 1,491               |
| Bennett                                     | 324                | 569,701         | 1,758               | Priv. Sr. & Jr. Total                           | 13,893             | 22,146,900      | 1,594               |
| Campbell                                    | 792                | 1,216,783       | 1,536               | <b>Theological Seminary</b>                     |                    |                 |                     |
| Catawba                                     | 181                | 273,985         | 1,514               | Southwestern                                    | -                  | -               | -                   |
| Davidson                                    | 108                | 165,800         | 1,535               | <b>Bible Colleges</b>                           |                    |                 |                     |
| Duke  | 473                | 711,853         | 1,505               | East Coast                                      | 106                | 161,879         | 1,527               |
| Elon  | 383                | 585,732         | 1,529               | Heritage  | -                  | -               | -                   |
| Gardner-Webb                                | 587                | 887,675         | 1,512               | John Wesley                                     | 32                 | 55,575          | 1,737               |
| Greensboro                                  | 214                | 318,482         | 1,488               | Piedmont  | 151                | 236,133         | 1,564               |
| Guilford                                    | 296                | 470,377         | 1,589               | Roanoke   | 55                 | 87,378          | 1,589               |
| High Point                                  | 288                | 416,721         | 1,447               | Winston-Salem                                   | -                  | -               | -                   |
| Johnson C. Smith                            | 758                | 1,281,392       | 1,690               | Bible Colleges Total                            | 344                | 540,965         | 1,573               |
| Lees-McRae                                  | 182                | 267,231         | 1,468               | PRIVATE TOTAL                                   | 14,237             | 22,687,865      | 1,594               |
| Lenoir-Rhyne                                | 353                | 528,005         | 1,496               | GRAND TOTAL                                     | 68,509             | 92,820,325      | 1,355               |
| Livingstone                                 | 455                | 791,419         | 1,739               |   |                    |                 |                     |
| Mars Hill                                   | 479                | 764,693         | 1,596               |   |                    |                 |                     |
| Meredith                                    | 286                | 435,954         | 1,524               |   |                    |                 |                     |
| Methodist                                   | 545                | 819,775         | 1,504               |   |                    |                 |                     |
| Montreat-Anderson                           | 179                | 286,054         | 1,598               |   |                    |                 |                     |
| Mount Olive                                 | 272                | 416,535         | 1,531               |   |                    |                 |                     |
| N.C. Wesleyan                               | 313                | 480,686         | 1,536               |   |                    |                 |                     |
| Pfeiffer                                    | 230                | 364,413         | 1,584               |   |                    |                 |                     |
| Queens                                      | 273                | 446,954         | 1,637               |   |                    |                 |                     |

\*High School figures are not included in totals.

\*\*College transfer coursework is offered under a contract with another institution.

Table 76. Loans Provided to Undergraduate and Graduate Students in North Carolina Colleges and Universities, 1991-92

| Institution  | Perkins Loans   |                       |              | Stafford Loans <sup>1</sup> |                       |              | Plus Loans <sup>1</sup> |                       |              | SLS Loans <sup>1</sup> |                       |              | Other Loans Provided <sup>2</sup> |                       |              | Total Loans Provided |
|--|-----------------|-----------------------|--------------|-----------------------------|-----------------------|--------------|-------------------------|-----------------------|--------------|------------------------|-----------------------|--------------|-----------------------------------|-----------------------|--------------|----------------------|
|  | No. of Students | Amount Received Total | Av. per Bor. | No. of Students             | Amount Received Total | Av. per Bor. | No. of Students         | Amount Received Total | Av. per Bor. | No. of Students        | Amount Received Total | Av. per Bor. | No. of Students                   | Amount Received Total | Av. per Bor. |                      |
|  |                 |                       |              |                             |                       |              |                         |                       |              |                        |                       |              |                                   |                       |              |                      |
| <b>Public Institutions</b>                                 |                 |                       |              |                             |                       |              |                         |                       |              |                        |                       |              |                                   |                       |              |                      |
| <b>University of North Carolina</b>                        |                 |                       |              |                             |                       |              |                         |                       |              |                        |                       |              |                                   |                       |              |                      |
| Appalachian  | 644             | \$601,135             | \$933        | 2,279                       | \$3,944,818           | \$1,731      | 141                     | \$438,737             | \$3,112      | 145                    | \$275,563             | \$1,900      | -                                 | \$-                   | -            | \$5,280,253          |
| East Carolina  | 890             | 1,238,967             | 1,408        | 2,081                       | 3,917,034             | 1,882        | 107                     | 362,136               | 3,384        | 78                     | 152,466               | 1,955        | 73                                | 275,568               | 3,775        | 5,946,171            |
| Elizabeth City   | 40              | 66,614                | 1,665        | 247                         | 359,780               | 1,457        | 8                       | 20,994                | 2,624        | 7                      | 16,624                | 2,375        | -                                 | -                     | -            | 464,012              |
| Fayetteville   | 293             | 285,632               | 872          | 692                         | 825,878               | 1,193        | 41                      | 109,643               | 2,674        | 54                     | 101,300               | 1,876        | 2                                 | 8,000                 | 4,000        | 1,300,453            |
| N.C. A and T   | 236             | 282,974               | 1,199        | 1,043                       | 1,596,706             | 1,530        | 66                      | 209,269               | 3,171        | 47                     | 102,343               | 2,178        | -                                 | -                     | -            | 2,190,292            |
| N.C. Central   | 101             | 177,025               | 1,753        | 1,868                       | 3,453,773             | 1,849        | 68                      | 215,140               | 3,164        | 126                    | 323,287               | 2,566        | -                                 | -                     | -            | 4,169,226            |
| N.C. School of the Arts                                    | -               | -                     | -            | -                           | -                     | -            | -                       | -                     | -            | -                      | -                     | -            | -                                 | -                     | -            | -                    |
| College (High School) <sup>3</sup>                         | 56              | 73,295                | 1,309        | 78                          | 201,251               | 2,580        | 2                       | 7,410                 | 3,705        | 13                     | 18,768                | 1,444        | -                                 | -                     | -            | 300,724              |
| N.C. State   | 1,206           | 1,439,998             | 1,194        | 2,948                       | 6,913,007             | 2,345        | 331                     | 1,115,185             | 3,369        | 513                    | 1,179,208             | 2,299        | 122                               | 116,877               | 958          | 10,764,275           |
| Pembroke   | 147             | 139,369               | 948          | 185                         | 291,262               | 1,574        | 38                      | 114,577               | 3,015        | 27                     | 56,286                | 2,085        | 2,551                             | 1,819,932             | 713          | 2,421,426            |
| UNC-Asheville  | 65              | 111,677               | 1,718        | 109                         | 212,407               | 1,949        | 18                      | 55,790                | 3,099        | 13                     | 36,176                | 2,783        | 380                               | 1,072,568             | 2,823        | 1,488,618            |
| UNC-Chapel Hill  | 1,671           | 2,150,033             | 1,287        | 3,466                       | 12,646,484            | 3,649        | 256                     | 886,133               | 3,461        | 772                    | 1,789,376             | 2,318        | 247                               | 387,811               | 1,570        | 17,859,837           |
| UNC-Charlotte  | 443             | 675,899               | 1,526        | 2,616                       | 5,578,935             | 2,133        | 177                     | 598,334               | 3,380        | 247                    | 639,943               | 2,591        | 128                               | 118,900               | 929          | 7,612,011            |
| UNC-Greensboro   | 418             | 596,809               | 1,428        | 1,930                       | 4,293,220             | 2,224        | 106                     | 325,389               | 3,070        | 141                    | 338,766               | 2,403        | 20                                | 54,529                | 2,726        | 5,608,713            |
| UNC-Wilmington   | 260             | 452,099               | 1,739        | 1,478                       | 2,757,137             | 1,865        | 133                     | 435,834               | 3,277        | 76                     | 165,152               | 2,173        | 13                                | 48,400                | 3,723        | 3,858,622            |
| Western Carolina   | 429             | 550,623               | 1,284        | 655                         | 1,267,425             | 1,935        | 96                      | 281,505               | 2,963        | 28                     | 44,925                | 1,604        | 3                                 | 9,800                 | 3,267        | 2,154,278            |
| Winston-Salem  | 232             | 254,115               | 1,095        | 332                         | 686,083               | 2,067        | 15                      | 49,580                | 3,305        | 8                      | 22,141                | 2,768        | 4                                 | 16,000                | 4,000        | 1,027,919            |
| UNC Total  | 7,121           | 9,066,265             | 1,273        | 22,007                      | 48,944,200            | 2,224        | 1,602                   | 5,225,656             | 3,262        | 2,295                  | 5,282,324             | 2,293        | 3,543                             | 3,928,385             | 1,109        | 72,426,830           |
| <b>Community Colleges (with college transfer programs)</b> |                 |                       |              |                             |                       |              |                         |                       |              |                        |                       |              |                                   |                       |              |                      |
| Asheville-Buncombe   | 33              | 45,925                | 1,392        | 60                          | 105,759               | 1,763        | -                       | -                     | -            | 10                     | 20,347                | 2,035        | -                                 | -                     | -            | 172,031              |
| Beaufort County  | -               | -                     | -            | 9                           | 13,903                | 1,545        | -                       | -                     | -            | -                      | -                     | -            | 8                                 | 20,000                | 2,500        | 33,903               |
| Blue Ridge   | -               | -                     | -            | 13                          | 28,711                | 2,209        | -                       | -                     | -            | -                      | -                     | -            | 3                                 | 3,000                 | 1,000        | 31,711               |
| Catawbi  | -               | -                     | -            | 113                         | 202,940               | 1,796        | -                       | -                     | -            | 5                      | 16,232                | 3,246        | 2                                 | 2,925                 | 1,463        | 222,097              |
| Catawba Valley   | -               | -                     | -            | 41                          | 83,341                | 2,033        | 3                       | 12,000                | 4,000        | 2                      | 6,000                 | 3,000        | 50                                | 99,025                | 1,981        | 200,366              |
| Central Piedmont   | 1               | 600                   | 600          | 127                         | 252,683               | 1,990        | -                       | -                     | -            | 22                     | 56,481                | 2,567        | 1                                 | 2,500                 | 2,500        | 312,274              |
| Cleveland  | -               | -                     | -            | -                           | -                     | -            | -                       | -                     | -            | -                      | -                     | -            | -                                 | -                     | -            | -                    |
| Coastal Carolina   | 1               | 1,500                 | 1,500        | 4                           | 8,000                 | 2,000        | -                       | -                     | -            | -                      | -                     | -            | -                                 | -                     | -            | 8,000                |
| Col. of the Albemarle                                      | 9               | 19,683                | 2,187        | 20                          | 40,685                | 2,035        | 1                       | 3,000                 | 3,000        | 1                      | 4,000                 | 4,000        | 23                                | 44,545                | 1,937        | 93,740               |
| Craven   | -               | -                     | -            | 118                         | 244,197               | 2,069        | 1                       | 1,100                 | 1,100        | 6                      | 15,751                | 2,625        | 111                               | 267,184               | 2,407        | 547,915              |
| Davidson County  | -               | -                     | -            | 54                          | 117,227               | 2,171        | -                       | -                     | -            | 7                      | 21,825                | 3,118        | -                                 | -                     | -            | 139,052              |
| Durham   | -               | -                     | -            | 87                          | 166,422               | 1,913        | -                       | -                     | -            | 41                     | 102,479               | 2,499        | -                                 | -                     | -            | 268,901              |
| Edgecombe  | -               | -                     | -            | 19                          | 32,131                | 1,691        | -                       | -                     | -            | -                      | -                     | -            | 3                                 | 6,250                 | 2,083        | 38,381               |
| Forsyth  | -               | -                     | -            | 24                          | 48,531                | 2,022        | 1                       | 1,554                 | 1,554        | 3                      | 5,625                 | 1,875        | 24                                | 48,531                | 2,022        | 104,241              |
| Gaston   | -               | -                     | -            | 27                          | 57,141                | 2,116        | 1                       | 4,000                 | 4,000        | -                      | -                     | -            | -                                 | -                     | -            | 61,141               |
| Guilford   | -               | -                     | -            | 47                          | 100,611               | 2,141        | 1                       | 1,000                 | 1,000        | 7                      | 24,268                | 3,467        | 1                                 | 2,500                 | 2,500        | 128,379              |
| Halifax  | -               | -                     | -            | 20                          | 36,088                | 1,804        | -                       | -                     | -            | -                      | -                     | -            | 384                               | 68,843                | 179          | 104,931              |
| Isothermal   | -               | -                     | -            | 19                          | 38,225                | 2,012        | -                       | -                     | -            | -                      | -                     | -            | 20                                | 40,850                | 2,043        | 79,075               |
| James Sprunt   | -               | -                     | -            | 36                          | 55,077                | 1,530        | -                       | -                     | -            | -                      | -                     | -            | -                                 | -                     | -            | 55,077               |
| Lenoir   | -               | -                     | -            | 45                          | 91,413                | 2,031        | 7                       | 24,000                | 3,429        | 21                     | 66,817                | 3,182        | -                                 | -                     | -            | 182,230              |
| Martin   | -               | -                     | -            | 20                          | 37,304                | 1,865        | 1                       | 2,500                 | 2,500        | 4                      | 13,000                | 3,250        | -                                 | -                     | -            | 52,804               |
| Mitchell   | -               | -                     | -            | 31                          | 61,095                | 1,971        | -                       | -                     | -            | -                      | -                     | -            | -                                 | -                     | -            | 61,095               |
| Nash   | -               | -                     | -            | 7                           | 10,937                | 1,562        | -                       | -                     | -            | 2                      | 5,488                 | 2,744        | -                                 | -                     | -            | 32,850               |
| Pitt   | -               | -                     | -            | 117                         | 225,668               | 1,929        | 1                       | 4,000                 | 4,000        | 14                     | 42,197                | 3,014        | -                                 | -                     | -            | 271,865              |
| Richmond   | -               | -                     | -            | 27                          | 59,685                | 2,211        | -                       | -                     | -            | 4                      | 11,980                | 2,995        | -                                 | -                     | -            | 62,185               |
| Rockingham   | 13              | 14,140                | 1,088        | 32                          | 54,604                | 1,706        | -                       | -                     | -            | 4                      | 11,980                | 2,995        | 1                                 | 2,500                 | 2,500        | 161,596              |
| Rowan-Cabarrus <sup>4</sup>                                | -               | -                     | -            | 14                          | 25,741                | 1,839        | -                       | -                     | -            | -                      | -                     | -            | 41                                | 80,872                | 1,972        | 112,113              |
| Sandhills  | -               | -                     | -            | 65                          | 121,290               | 1,866        | -                       | -                     | -            | 7                      | 22,115                | 3,159        | 16                                | 30,075                | 1,880        | 55,816               |
| Southeastern   | -               | -                     | -            | 44                          | 68,115                | 1,548        | -                       | -                     | -            | 2                      | 4,600                 | 2,300        | 63                                | 127,326               | 2,021        | 270,731              |
| Surry  | -               | -                     | -            | 63                          | 120,142               | 1,907        | -                       | -                     | -            | 4                      | 8,154                 | 2,039        | 14                                | 14,966                | 1,069        | 87,681               |
| Tri-County   | -               | -                     | -            | -                           | -                     | -            | -                       | -                     | -            | -                      | -                     | -            | -                                 | -                     | -            | 128,296              |
| Vance-Granville  | -               | -                     | -            | 28                          | 66,610                | 2,379        | -                       | -                     | -            | 4                      | 14,500                | 3,625        | -                                 | -                     | -            | 12,500               |
| Wake   | -               | -                     | -            | 78                          | 142,766               | 1,830        | 4                       | 14,723                | 3,681        | 54                     | 154,440               | 2,860        | 5                                 | 11,250                | 2,250        | 81,110               |
| UNC Total  | -               | -                     | -            | -                           | -                     | -            | -                       | -                     | -            | -                      | -                     | -            | -                                 | -                     | -            | 323,719              |



Table 76. (Cont.) Loans Provided to Undergraduate and Graduate Students in North Carolina Colleges and Universities, 1991-92

| Institution   | Perkins Loans   |                       |                  | Stafford Loans <sup>1</sup> |                       |                  | Plus Loans <sup>1</sup> |                       |                  | SLS Loans <sup>1</sup> |                       |                  | Other Loans Provided <sup>2</sup> |                       |                  | Total Loans Provided |
|---|-----------------|-----------------------|------------------|-----------------------------|-----------------------|------------------|-------------------------|-----------------------|------------------|------------------------|-----------------------|------------------|-----------------------------------|-----------------------|------------------|----------------------|
|   | No. of Students | Amount Received Total | Average per Bor. | No. of Students             | Amount Received Total | Average per Bor. | No. of Students         | Amount Received Total | Average per Bor. | No. of Students        | Amount Received Total | Average per Bor. | No. of Students                   | Amount Received Total | Average per Bor. |                      |
| <b>Community Colleges (Cont.)</b>                                       |                 |                       |                  |                             |                       |                  |                         |                       |                  |                        |                       |                  |                                   |                       |                  |                      |
| Wayne   | -               | \$ -                  | -                | 86                          | \$182,768             | \$2,125          | 2                       | \$6,581               | \$3,291          | 10                     | \$35,189              | \$3,519          | 2                                 | \$5,000               | \$2,500          | \$229,538            |
| Western Piedmont  | -               | -                     | -                | 58                          | 99,134                | 1,709            | -                       | -                     | -                | -                      | -                     | -                | 51                                | 93,861                | 1,840            | 192,995              |
| Wilkes  | -               | -                     | -                | 26                          | 42,943                | 1,652            | -                       | -                     | -                | -                      | -                     | -                | 26                                | 43,778                | 1,684            | 86,721               |
| Comm. Coll. Total   | 57              | 81,848                | 1,436            | 1,579                       | 3,041,907             | 1,926            | 23                      | 74,458                | 3,237            | 230                    | 651,488               | 2,833            | 864                               | 1,044,706             | 1,209            | 4,894,407            |
| <b>Technical Community Colleges (without college transfer programs)</b> |                 |                       |                  |                             |                       |                  |                         |                       |                  |                        |                       |                  |                                   |                       |                  |                      |
| Alamance  | -               | -                     | -                | 36                          | 67,147                | 1,865            | 1                       | 1,500                 | 1,500            | 3                      | 5,300                 | 1,767            | -                                 | -                     | -                | 73,947               |
| Anson   | -               | -                     | -                | 6                           | 5,915                 | 986              | -                       | -                     | -                | -                      | -                     | -                | -                                 | -                     | -                | 5,915                |
| Bladen  | -               | -                     | -                | 7                           | 14,250                | 2,036            | -                       | -                     | -                | -                      | -                     | -                | 7                                 | 14,250                | 2,036            | 28,500               |
| Brunswick   | -               | -                     | -                | 49                          | 104,166               | 2,126            | 1                       | 3,894                 | 3,894            | 10                     | 34,708                | 3,471            | 58                                | 132,315               | 2,281            | 275,083              |
| Cape Fear   | -               | -                     | -                | 38                          | 76,302                | 2,008            | -                       | -                     | -                | 1                      | 1,000                 | 1,000            | -                                 | -                     | -                | 77,302               |
| Carteret  | -               | -                     | -                | 69                          | 109,634               | 1,589            | 5                       | 15,455                | 3,091            | 17                     | 45,084                | 2,652            | 84                                | 170,263               | 2,027            | 340,436              |
| Central Carolina  | -               | -                     | -                | 61                          | 102,413               | 1,679            | 6                       | 18,242                | 3,040            | 18                     | 38,046                | 2,114            | -                                 | -                     | -                | 158,701              |
| Fayetteville  | -               | -                     | -                | 51                          | 80,156                | 1,572            | 4                       | 13,161                | 3,290            | 10                     | 17,617                | 1,762            | -                                 | -                     | -                | 110,934              |
| Haywood   | -               | -                     | -                | 19                          | 34,374                | 1,809            | 1                       | 4,000                 | 4,000            | 1                      | 4,000                 | 4,000            | -                                 | -                     | -                | 42,374               |
| Johnston  | -               | -                     | -                | 23                          | 40,150                | 1,746            | -                       | -                     | -                | -                      | -                     | -                | 24                                | 49,792                | 2,075            | 89,942               |
| Mayland   | -               | -                     | -                | 31                          | 66,058                | 2,131            | -                       | -                     | -                | -                      | -                     | -                | -                                 | -                     | -                | 66,058               |
| McDowell  | -               | -                     | -                | -                           | -                     | -                | -                       | -                     | -                | -                      | -                     | -                | -                                 | -                     | -                | -                    |
| Montgomery  | -               | -                     | -                | -                           | -                     | -                | -                       | -                     | -                | -                      | -                     | -                | -                                 | -                     | -                | -                    |
| Pamlico   | -               | -                     | -                | 23                          | 37,679                | 1,638            | -                       | -                     | -                | 2                      | 834                   | 417              | -                                 | -                     | -                | 38,513               |
| Piedmont  | -               | -                     | -                | 31                          | 65,316                | 2,107            | 2                       | 5,140                 | 2,570            | 7                      | 24,225                | 3,461            | 4                                 | 10,000                | 2,500            | 104,681              |
| Randolph  | -               | -                     | -                | 86                          | 141,285               | 1,643            | -                       | -                     | -                | 5                      | 8,386                 | 1,677            | 2                                 | 5,000                 | 2,500            | 154,671              |
| Roanoke-Chowan  | -               | -                     | -                | 16                          | 34,408                | 2,151            | -                       | -                     | -                | -                      | -                     | -                | 4                                 | 10,000                | 2,500            | 44,408               |
| Robeson   | -               | -                     | -                | 17                          | 35,220                | 2,072            | -                       | -                     | -                | 1                      | 4,000                 | 4,000            | 20                                | 44,683                | 2,234            | 83,903               |
| Sampson   | -               | -                     | -                | 58                          | 118,022               | 2,035            | -                       | -                     | -                | 3                      | 9,300                 | 3,100            | -                                 | -                     | -                | 127,322              |
| Southwestern  | -               | -                     | -                | 27                          | 51,635                | 1,912            | -                       | -                     | -                | 2                      | 5,500                 | 2,750            | 29                                | 57,240                | 1,974            | 114,375              |
| Stanly  | -               | -                     | -                | 28                          | 43,409                | 1,550            | 1                       | 1,690                 | 1,690            | 3                      | 7,500                 | 2,500            | 32                                | 52,599                | 1,644            | 105,198              |
| Wilson  | -               | -                     | -                | 676                         | 1,227,539             | 1,816            | 21                      | 63,082                | 3,004            | 83                     | 205,500               | 2,476            | 264                               | 546,142               | 2,069            | 2,042,263            |
| Tech. C.C. Total  | 57              | 81,848                | 1,436            | 2,255                       | 4,269,446             | 1,893            | 44                      | 137,540               | 3,126            | 313                    | 856,988               | 2,738            | 1,128                             | 1,590,848             | 1,410            | 6,936,670            |
| C.C. System Total   | 7,178           | 9,148,113             | 1,274            | 24,262                      | 53,213,646            | 2,193            | 1,646                   | 5,363,196             | 3,258            | 2,608                  | 6,119,312             | 2,346            | 4,671                             | 5,519,233             | 1,182            | 79,363,500           |
| <b>Public Total</b>   |                 |                       |                  |                             |                       |                  |                         |                       |                  |                        |                       |                  |                                   |                       |                  |                      |
| <b>Private Institutions</b>   |                 |                       |                  |                             |                       |                  |                         |                       |                  |                        |                       |                  |                                   |                       |                  |                      |
| <b>Senior Colleges and Universities</b>                                 |                 |                       |                  |                             |                       |                  |                         |                       |                  |                        |                       |                  |                                   |                       |                  |                      |
| Barber-Scotia   | 120             | 121,159               | 1,010            | 1                           | 4,000                 | 4,000            | 1                       | 4,000                 | 4,000            | 68                     | 181,932               | 2,675            | 508                               | 1,393,921             | 2,744            | 129,159              |
| Barton  | 208             | 383,546               | 1,844            | 393                         | 952,850               | 2,425            | 55                      | 197,348               | 3,588            | 9                      | 22,398                | 2,489            | -                                 | -                     | -                | 3,109,597            |
| Belmont Abbey   | 4               | 10,550                | 2,638            | 172                         | 376,277               | 2,188            | 10                      | 30,742                | 3,074            | 5                      | 17,615                | 3,523            | -                                 | -                     | -                | 439,967              |
| Bennett   | 7               | 13,419                | 1,917            | 52                          | 131,540               | 2,530            | 4                       | 16,000                | 4,000            | 233                    | 796,529               | 3,419            | 1,196                             | 3,922,908             | 3,280            | 8,975,605            |
| Campbell  | 176             | 301,810               | 1,715            | 1,016                       | 3,618,871             | 3,562            | 94                      | 335,487               | 3,569            | 4                      | 9,600                 | 2,400            | 48                                | 94,500                | 1,969            | 552,078              |
| Catawba   | 98              | 180,985               | 1,846            | 86                          | 188,169               | 2,188            | 22                      | 78,924                | 3,587            | 8                      | 30,000                | 3,750            | 27                                | 43,239                | 1,601            | 447,497              |
| Davidson  | 58              | 103,187               | 1,779            | 128                         | 271,071               | 2,118            | 8                       | 30,000                | 3,750            | 118                    | 412,145               | 3,493            | 128                               | 205,147               | 1,603            | 4,464,469            |
| Duke  | 2,228           | 1,315,811             | 591              | 481                         | 2,450,258             | 5,094            | 24                      | 81,108                | 3,380            | 17                     | 44,955                | 2,644            | 5                                 | 23,024                | 4,605            | 1,300,460            |
| Elon  | 240             | 405,731               | 1,691            | 308                         | 694,390               | 2,255            | 38                      | 132,360               | 3,483            | 24                     | 62,684                | 2,612            | 64                                | 121,234               | 1,894            | 1,215,581            |
| Gardner-Webb  | 142             | 255,542               | 1,800            | 331                         | 728,671               | 2,201            | 15                      | 47,450                | 3,163            | 25                     | 57,025                | 2,281            | 22                                | 28,500                | 1,295            | 599,574              |
| Greensboro  | 64              | 118,170               | 1,846            | 163                         | 360,520               | 2,212            | 11                      | 35,359                | 3,214            | 13                     | 23,400                | 1,800            | 72                                | 144,929               | 2,013            | 746,505              |
| Gulford   | 202             | 350,898               | 1,737            | 86                          | 216,878               | 2,522            | 3                       | 10,400                | 3,467            | 30                     | 107,925               | 3,598            | 1                                 | 242                   | 242              | 589,159              |
| High Point  | 106             | 149,261               | 1,408            | 145                         | 295,066               | 2,035            | 7                       | 21,410                | 3,059            | 23                     | 74,879                | 3,256            | 36                                | 35,000                | 972              | 519,213              |
| Johnson C. Smith  | 176             | 170,828               | 971              | 142                         | 326,733               | 2,301            | 7                       | 21,410                | 3,059            | 5                      | 10,604                | 2,121            | -                                 | -                     | -                | 305,983              |
| Lees-McRae  | 23              | 38,082                | 1,656            | 76                          | 147,358               | 1,939            | 23                      | 74,879                | 3,256            |                        |                       |                  |                                   |                       |                  |                      |

Table 76. (Cont.)

Loans Provided to Undergraduate and Graduate Students in North Carolina Colleges and Universities, 1991-92

| Institution                                     | Perkins Loans   |                       |              | Stafford Loans  |                       |              | Plus Loans      |                       |              | SLS Loans       |                       |              | Other Loans Provided <sup>2</sup> |                       |              | Total Loans Provided |
|---|-----------------|-----------------------|--------------|-----------------|-----------------------|--------------|-----------------|-----------------------|--------------|-----------------|-----------------------|--------------|-----------------------------------|-----------------------|--------------|----------------------|
|   | No. of Students | Total Amount Received | Av. per Bor. | No. of Students | Total Amount Received | Av. per Bor. | No. of Students | Total Amount Received | Av. per Bor. | No. of Students | Total Amount Received | Av. per Bor. | No. of Students                   | Total Amount Received | Av. per Bor. |                      |
|   |                 |                       |              |                 |                       |              |                 |                       |              |                 |                       |              |                                   |                       |              |                      |
| <b>Senior Colleges and Universities (Cont.)</b> |                 |                       |              |                 |                       |              |                 |                       |              |                 |                       |              |                                   |                       |              |                      |
| Lenoir-Rhyne                                    | 113             | \$134,295             | \$1,188      | 67              | \$187,936             | \$2,805      | 10              | \$39,000              | \$3,900      | 6               | \$13,497              | \$2,250      | 28                                | \$223,705             | \$7,989      | \$598,433            |
| Livingstone                                     | 22              | 20,400                | 927          | 52              | 122,441               | 2,355        | 4               | 13,500                | 3,375        | 1               | 4,000                 | 4,000        | 325                               | 1,060,500             | 3,263        | 1,220,841            |
| Mars Hill                                       | 67              | 105,639               | 1,577        | 392             | 875,290               | 2,291        | 9               | 27,335                | 3,037        | 11              | 24,170                | 2,197        | 65                                | 154,707               | 2,380        | 1,187,141            |
| Meredith  | 29              | 59,374                | 2,047        | 502             | 1,169,622             | 2,330        | 52              | 184,524               | 3,549        | 53              | 135,078               | 2,549        | -                                 | -                     | -            | 1,548,598            |
| Methodist                                       | 94              | 168,973               | 1,798        | 6               | 16,287                | 2,715        | 4               | 15,380                | 3,845        | 1               | 4,000                 | 4,000        | -                                 | -                     | -            | 204,640              |
| Montreat-Anderson                               | 28              | 61,225                | 2,187        | 174             | 384,943               | 2,212        | 18              | 54,461                | 3,026        | 23              | 46,775                | 2,034        | 176                               | 434,125               | 2,467        | 981,529              |
| Mount Olive                                     | 36              | 41,245                | 1,146        | 174             | 330,515               | 1,900        | 20              | 64,678                | 3,234        | 8               | 17,192                | 2,149        | -                                 | -                     | -            | 453,630              |
| N.C. Wesleyan                                   | 113             | 124,469               | 1,101        | 35              | 72,559                | 2,073        | 1               | 4,000                 | 4,000        | 7               | 16,000                | 2,286        | -                                 | -                     | -            | 217,028              |
| Pfeiffer  | 213             | 213,742               | 1,003        | 342             | 956,592               | 2,797        | 11              | 33,325                | 3,030        | 24              | 67,090                | 2,795        | -                                 | -                     | -            | 1,270,749            |
| Queens  | 22              | 42,390                | 1,927        | 134             | 363,479               | 2,713        | 6               | 22,390                | 3,732        | 30              | 69,500                | 2,317        | 59                                | 128,810               | 2,183        | 626,569              |
| St. Andrews                                     | 101             | 121,525               | 1,203        | 47              | 128,956               | 2,744        | 8               | 28,837                | 3,605        | 6               | 16,060                | 2,677        | 517                               | 1,297,226             | 2,509        | 3,218,471            |
| St. Augustine's                                 | 161             | 295,819               | 1,837        | 713             | 1,607,706             | 2,255        | 5               | 17,720                | 3,544        | 6               | 15,780                | 2,630        | -                                 | -                     | -            | 340,217              |
| Salem   | 13              | 33,125                | 2,548        | 105             | 275,312               | 2,622        | 4               | 16,000                | 4,000        | 11              | 26,370                | 2,397        | -                                 | -                     | -            | 439,910              |
| Shaw  | 63              | 80,599                | 1,279        | 124             | 325,491               | 2,625        | 3               | 7,450                 | 2,483        | 133             | 485,180               | 3,648        | 108                               | 532,015               | 4,926        | 4,094,723            |
| Wake Forest                                     | 442             | 843,877               | 1,909        | 472             | 2,086,348             | 4,420        | 42              | 147,303               | 3,507        | 133             | 485,180               | 3,648        | 12                                | 17,720                | 1,477        | 295,795              |
| Warren Wilson                                   | 48              | 100,900               | 2,102        | 63              | 141,460               | 2,245        | 10              | 29,715                | 2,972        | 2               | 6,839                 | 3,418        | -                                 | -                     | -            | 970,268              |
| Wingate   | -               | -                     | -            | 335             | 807,278               | 2,410        | 30              | 106,151               | 3,538        | 21              | 56,839                | 2,707        | -                                 | -                     | -            | -                    |
| <b>Sr. Col. &amp; Univ. Total</b>               | <b>5,417</b>    | <b>6,366,476</b>      | <b>1,175</b> | <b>7,307</b>    | <b>20,614,867</b>     | <b>2,821</b> | <b>582</b>      | <b>2,015,161</b>      | <b>3,462</b> | <b>885</b>      | <b>2,679,325</b>      | <b>3,027</b> | <b>3,397</b>                      | <b>9,861,452</b>      | <b>2,903</b> | <b>41,537,281</b>    |
| <b>Junior Colleges</b>                          |                 |                       |              |                 |                       |              |                 |                       |              |                 |                       |              |                                   |                       |              |                      |
| Brevard   | 56              | 70,050                | 1,251        | 79              | 143,331               | 1,814        | 14              | 49,639                | 3,546        | 8               | 23,633                | 2,954        | 2                                 | 2,500                 | 1,250        | 289,153              |
| Chowan  | 98              | 167,078               | 1,705        | 133             | 253,135               | 1,903        | 9               | 18,580                | 2,064        | 4               | 13,241                | 3,310        | 3                                 | 4,500                 | 1,500        | 456,534              |
| Louisburg                                       | 57              | 101,074               | 1,773        | 200             | 388,623               | 1,943        | 32              | 110,583               | 3,456        | 4               | 11,978                | 2,995        | -                                 | -                     | -            | 612,258              |
| Peace   | -               | -                     | -            | 80              | 139,123               | 1,739        | 17              | 65,900                | 3,876        | -               | -                     | -            | -                                 | -                     | -            | 205,023              |
| Saint Mary's                                    | -               | -                     | -            | 25              | 60,439                | 2,418        | 9               | 30,330                | 3,370        | 1               | 4,000                 | 4,000        | -                                 | -                     | -            | 94,769               |
| <b>Junior Colleges Total</b>                    | <b>211</b>      | <b>338,202</b>        | <b>1,603</b> | <b>517</b>      | <b>984,651</b>        | <b>1,905</b> | <b>81</b>       | <b>275,032</b>        | <b>3,395</b> | <b>17</b>       | <b>52,852</b>         | <b>3,109</b> | <b>5</b>                          | <b>7,000</b>          | <b>1,400</b> | <b>1,657,737</b>     |
| <b>Private Sr.&amp;Jr. Total</b>                | <b>5,628</b>    | <b>6,704,678</b>      | <b>1,191</b> | <b>7,824</b>    | <b>21,599,518</b>     | <b>2,761</b> | <b>663</b>      | <b>2,290,193</b>      | <b>3,454</b> | <b>902</b>      | <b>2,732,177</b>      | <b>3,029</b> | <b>3,402</b>                      | <b>9,868,452</b>      | <b>2,901</b> | <b>43,196,018</b>    |
| <b>Theological Seminary</b>                     |                 |                       |              |                 |                       |              |                 |                       |              |                 |                       |              |                                   |                       |              |                      |
| Southeastern                                    | -               | -                     | -            | -               | -                     | -            | -               | -                     | -            | -               | -                     | -            | -                                 | -                     | -            | -                    |
| <b>Bible Colleges</b>                           |                 |                       |              |                 |                       |              |                 |                       |              |                 |                       |              |                                   |                       |              |                      |
| East Coast                                      | 2               | 3,000                 | 1,500        | 3               | 9,109                 | 3,036        | 3               | 5,500                 | 1,833        | 2               | 4,000                 | 2,000        | -                                 | -                     | -            | 21,609               |
| Heritage  | -               | -                     | -            | -               | -                     | -            | -               | -                     | -            | -               | -                     | -            | -                                 | -                     | -            | -                    |
| John Wesley                                     | -               | -                     | -            | 6               | 16,283                | 2,714        | -               | -                     | -            | -               | -                     | -            | -                                 | -                     | -            | 16,283               |
| Piedmont  | -               | -                     | -            | 23              | 63,595                | 2,765        | 1               | 4,000                 | 4,000        | -               | -                     | -            | 82                                | 263,738               | 3,216        | 331,333              |
| Roanoke   | -               | -                     | -            | 39              | 93,844                | 2,406        | 1               | 4,000                 | 4,000        | 2               | 2,800                 | 1,400        | -                                 | -                     | -            | 100,644              |
| Winston-Salem                                   | -               | -                     | -            | -               | -                     | -            | -               | -                     | -            | -               | -                     | -            | -                                 | -                     | -            | -                    |
| <b>Bible Colleges Total</b>                     | <b>2</b>        | <b>3,000</b>          | <b>1,500</b> | <b>71</b>       | <b>182,831</b>        | <b>2,575</b> | <b>5</b>        | <b>13,500</b>         | <b>2,700</b> | <b>4</b>        | <b>6,800</b>          | <b>1,700</b> | <b>82</b>                         | <b>263,738</b>        | <b>3,216</b> | <b>469,969</b>       |
| <b>Private Total:</b>                           | <b>5,630</b>    | <b>6,707,678</b>      | <b>1,191</b> | <b>7,895</b>    | <b>21,782,349</b>     | <b>2,759</b> | <b>668</b>      | <b>2,303,693</b>      | <b>3,449</b> | <b>906</b>      | <b>2,738,977</b>      | <b>3,023</b> | <b>3,484</b>                      | <b>10,132,190</b>     | <b>2,908</b> | <b>43,664,887</b>    |
| <b>Grand Total</b>                              | <b>12,908</b>   | <b>15,855,791</b>     | <b>1,238</b> | <b>32,157</b>   | <b>74,996,995</b>     | <b>2,332</b> | <b>2,314</b>    | <b>7,666,989</b>      | <b>3,313</b> | <b>3,514</b>    | <b>8,858,289</b>      | <b>2,521</b> | <b>8,155</b>                      | <b>15,651,423</b>     | <b>1,919</b> | <b>123,028,387</b>   |

<sup>1</sup> The Robert T. Stafford Student Loan Program (formerly called Guaranteed Student Loans) consists of Stafford Loans, PLUS loans, and Supplemental Loans for Students (SLS). Collectively in North Carolina the program is called the North Carolina Insured Student Loan Program. Data include loans to undergraduate and graduate students. Data do not include loans made under other state or private non-profit loan programs.

<sup>2</sup> Includes loans in The North Carolina Student Loan Program for Health, Science and Mathematics (HSM). Does not include loans made at five proprietary institutions licensed by the Board of Governors for 9 loans totaling \$28,700 and twenty-eight out-of-state institutions for 71 loans totaling \$480,753.

<sup>3</sup> High School figures are not included in totals.

<sup>4</sup> College transfer coursework is offered under a contract with another institution.



**Table 77. North Carolina Nurse Scholars Program and Nurse Education Scholarship Loan Program by Institution and Program, 1991-92**

| Institution                                       | Nurse Scholars Program (NSP)* |                |               | Nurse Education Scholarship Loan Program (NESLP)** |                |               |
|---|-------------------------------|----------------|---------------|--|----------------|---------------|
|   | No. of Students               | Amount Awarded | Av. per Award | No. of Students                                    | Amount Awarded | Av. per Award |
| <b>University of North Carolina (BSN Program)</b> |                               |                |               |  |                |               |
| East Carolina                                     | 20                            | \$92,000       | \$4,600       | 10   | \$30,500       | \$3,050       |
| N.C. A & T  | 17                            | 69,000         | 4,059         | 15   | 20,200         | 1,347         |
| N.C. Central                                      | 8                             | 32,500         | 4,063         | 16   | 17,498         | 1,094         |
| UNC-Chapel Hill                                   | 32                            | 142,000        | 4,438         | 6  | 21,000         | 3,500         |
| UNC-Charlotte                                     | 38                            | 176,000        | 4,632         | 17   | 25,888         | 1,523         |
| UNC-Greensboro                                    | 42                            | 196,000        | 4,667         | 9  | 34,300         | 3,811         |
| UNC-Wilmington                                    | 20                            | 96,000         | 4,800         | 7  | 5,000          | 714           |
| Western Carolina                                  | 13                            | 55,000         | 4,231         | 9  | 18,900         | 2,100         |
| Winston-Salem                                     | 17                            | 73,000         | 4,294         | 30   | 25,991         | 866           |
| UNC Total   | 207                           | 931,500        | 4,500         | 119  | 199,277        | 1,675         |
| <b>Community Colleges (ADN/Diploma Program)</b>   |                               |                |               |  |                |               |
| Asheville-Buncombe                                | 20                            | 58,000         | 2,900         | 21   | 21,290         | 1,014         |
| Beaufort County                                   | 11                            | 31,000         | 2,818         | 11   | 8,114          | 738           |
| Blue Ridge  | 3                             | 7,000          | 2,333         | 11   | 8,693          | 790           |
| Caldwell  | 12                            | 25,000         | 2,083         | 15   | 12,249         | 817           |
| Cape Fear   | 19                            | 54,000         | 2,842         | 15   | 9,225          | 615           |
| Catawba Valley                                    | 9                             | 26,000         | 2,889         | 15   | 14,196         | 946           |
| Central Piedmont                                  | 7                             | 21,000         | 3,000         | 19   | 18,166         | 956           |
| Cleveland   | -                             | -              | -             | 2  | 2,000          | 1,000         |
| Coastal Carolina                                  | 6                             | 18,000         | 3,000         | 8  | 7,244          | 906           |
| College of the Albemarle                          | 13                            | 37,000         | 2,846         | 9  | 11,154         | 1,239         |
| Craven  | 16                            | 48,000         | 3,000         | 12   | 13,374         | 1,115         |
| Davidson  | 13                            | 37,000         | 2,846         | 15   | 14,460         | 761           |
| Durham  | 6                             | 16,000         | 2,667         | 19   | 17,385         | 915           |
| Edgecombe   | 12                            | 36,000         | 3,000         | 15   | 10,138         | 676           |
| Fayetteville                                      | 7                             | 21,000         | 3,000         | 21   | 19,564         | 932           |
| Forsyth   | 5                             | 13,000         | 2,600         | 45   | 40,082         | 891           |
| Gaston  | 16                            | 46,000         | 2,875         | 15   | 20,980         | 1,399         |
| Guilford  | 13                            | 37,000         | 2,846         | 17   | 18,624         | 1,096         |
| Halifax   | 20                            | 59,000         | 2,950         | 12   | 10,142         | 845           |
| Isothermal  | -                             | -              | -             | 11   | 4,926          | 448           |
| James Sprunt                                      | 17                            | 51,000         | 3,000         | 29   | 13,914         | 480           |
| Lenoir  | 7                             | 21,000         | 3,000         | 17   | 10,142         | 597           |
| Mitchell  | 9                             | 27,000         | 3,000         | 20   | 13,039         | 652           |
| Nash  | 16                            | 48,000         | 3,000         | 10   | 10,141         | 1,014         |
| Pitt  | 16                            | 48,000         | 3,000         | 24   | 20,130         | 839           |
| Richmond  | 4                             | 10,000         | 2,500         | 6  | 11,300         | 1,883         |
| Rockingham  | 11                            | 33,000         | 3,000         | 9  | 13,188         | 1,465         |
| Rowan-Cabarrus                                    | 12                            | 33,000         | 2,750         | 21   | 12,535         | 597           |
| Sandhills   | 1                             | 3,000          | 3,000         | 14   | 14,488         | 1,035         |
| Southeastern                                      | 18                            | 52,000         | 2,889         | 15   | 16,621         | 1,108         |
| Southwestern                                      | 14                            | 35,000         | 2,500         | 3  | 4,344          | 1,448         |
| Stanly  | 13                            | 39,000         | 3,000         | 9  | 7,389          | 821           |
| Surry   | 9                             | 27,000         | 3,000         | 39   | 19,559         | 502           |
| Tri-County  | 7                             | 16,000         | 2,286         | 1  | 2,000          | 2,000         |
| Vance-Granville                                   | 12                            | 36,000         | 3,000         | 7  | 11,000         | 1,571         |

**Table 77. North Carolina Nurse Scholars Program and Nurse Education Scholarship Loan Program by Institution and Program, 1991-92 (Cont.)**

| Institution   | Nurse Scholars Program (NSP)* |                  |               | Nurse Education Scholarship Loan Program (NESLP)** |                |               |
|---|-------------------------------|------------------|---------------|--|----------------|---------------|
|   | No. of Students               | Amount Awarded   | Av. per Award | No. of Students                                    | Amount Awarded | Av. per Award |
| <b>Community Colleges (ADN/Diploma Program) (Cont.)</b>   |                               |                  |               |  |                |               |
| Wake  | 3                             | 9,000            | 3,000         | 16   | 30,772         | 1,923         |
| Wayne   | 13                            | 38,000           | 2,923         | 10   | 11,190         | 1,119         |
| Western Piedmont  | 13                            | 36,000           | 2,769         | 31   | 16,661         | 537           |
| Wilkes  | 12                            | 36,000           | 3,000         | 8  | 6,520          | 815           |
| Comm. Col. Total  | 415                           | 1,188,000        | 2,863         | 601  | 526,939        | 877           |
| <b>Technical Community Colleges (ADN/Diploma Program)</b> |                               |                  |               |  |                |               |
| Alamance  | 13                            | \$38,000         | \$2,923       | 14   | \$13,408       | \$958         |
| Anson   | -                             | -                | -             | 3  | 2,898          | 966           |
| Brunswick   | -                             | -                | -             | 9  | 3,622          | 402           |
| Carteret***   | -                             | -                | -             | 7  | 2,898          | 414           |
| Central Carolina  | 4                             | 12,000           | 3,000         | 18   | 10,222         | 568           |
| Haywood   | 8                             | 19,000           | 2,375         | 5  | 4,346          | 869           |
| Johnston  | 4                             | 10,000           | 2,500         | 15   | 8,527          | 568           |
| Mayland   | 5                             | 15,000           | 3,000         | 4  | 4,346          | 1,087         |
| McDowell  | -                             | -                | -             | 9  | 4,779          | 531           |
| Montgomery***   | -                             | -                | -             | 11   | 4,267          | 388           |
| Piedmont  | 2                             | 4,000            | 2,000         | 11   | 6,620          | 602           |
| Randolph  | 2                             | 5,000            | 2,500         | 16   | 11,590         | 724           |
| Roanoke-Chowan  | 9                             | 25,000           | 2,778         | 7  | 8,693          | 1,242         |
| Robeson   | 8                             | 24,000           | 3,000         | 12   | 11,880         | 990           |
| Sampson   | 8                             | 24,000           | 3,000         | 25   | 13,600         | 544           |
| Wilson  | 7                             | 17,000           | 2,429         | 9  | 6,757          | 751           |
| Tech.Comm.Col.Total                                       | 70                            | 193,000          | 2,757         | 175  | 118,453        | 677           |
| <b>Private Senior (BSN Program)</b>                       |                               |                  |               |  |                |               |
| Barton  | 18                            | 66,000           | 3,667         | 4  | 2,850          | 713           |
| Gardner-Webb  | -                             | -                | -             | 4  | 3,600          | 900           |
| Lenoir-Rhyne  | 10                            | 44,700           | 4,470         | 2  | 3,600          | 1,800         |
| Queens  | 2                             | 8,000            | 4,000         | 3  | 3,600          | 1,200         |
| Wingate   | 1                             | 3,000            | 3,000         | -  | -              | -             |
| Private Total   | 31                            | 121,700          | 3,926         | 13   | 13,650         | 1,050         |
| <b>Private Senior (ADN/Diploma Programs)</b>              |                               |                  |               |  |                |               |
| Gardner-Webb  | 6                             | 16,500           | 2,750         | -  | -              | -             |
| <b>Hospital Based (ADN/Diploma Programs)</b>              |                               |                  |               |  |                |               |
| Cabarrus  | 5                             | 13,500           | 2,700         | -  | -              | -             |
| Mercy   | 2                             | 6,000            | 3,000         | -  | -              | -             |
| Presbyterian  | 13                            | 39,000           | 3,000         | -  | -              | -             |
| Watts   | 12                            | 36,000           | 3,000         | -  | -              | -             |
| Hospital Based Total                                      | 32                            | 94,500           | 2,953         | -  | -              | -             |
| <b>Grand Total</b>  | <b>761</b>                    | <b>2,545,200</b> | <b>3,345</b>  | <b>908</b>   | <b>858,319</b> | <b>945</b>    |

\*NSP Awards are merit-based.

\*\*NESLP Awards are need-based.

\*\*\*College transfer coursework is offered under a contract with another institution.

TABLE 78. FINANCIAL AID FOR FIRST PROFESSIONAL STUDENTS IN NORTH CAROLINA UNIVERSITIES, 1991-92

| TYPE OF AID  | UNIVERSITY OF NORTH CAROLINA |           |          |             | PRIVATE INSTITUTIONS |             |             |           | GRAND TOTAL  |              |
|--|------------------------------|-----------|----------|-------------|----------------------|-------------|-------------|-----------|--------------|--------------|
|  | ECU                          | NCCU      | NCSU     | UNC-CH      | Campbell             | Duke        | Wake Forest | Seminary  |              | Total        |
| <b>SCHOLARSHIPS</b>                                |                              |           |          |             |                      |             |             |           |              |              |
| <i>Health Professions Education Assistance Act</i> |                              |           |          |             |                      |             |             |           |              |              |
| Number of Students                                 | 21                           | -         | -        | 9           | -                    | -           | -           | -         | -            | 30           |
| Total Amount Awarded                               | \$36,694                     | -         | -        | \$80,643    | -                    | -           | -           | -         | -            | \$117,337    |
| Average per Student                                | \$1,747                      | -         | -        | \$8,960     | -                    | -           | -           | -         | -            | \$3,911      |
| <i>Other Scholarships</i>                          |                              |           |          |             |                      |             |             |           |              |              |
| Number of Students                                 | 103                          | 108       | 96       | 883         | 484                  | 572         | 357         | -         | 1,413        | 2,603        |
| Total Amount Awarded                               | \$436,951                    | \$108,458 | \$89,938 | \$2,156,767 | \$367,089            | \$5,787,743 | \$3,867,596 | -         | \$10,022,428 | \$12,814,542 |
| Average per Student                                | \$4,242                      | \$1,004   | \$937    | \$2,443     | \$758                | \$10,118    | \$10,834    | -         | \$7,083      | \$4,923      |
| Total Scholarships Awarded                         | \$436,951                    | \$108,458 | \$89,938 | \$2,237,410 | \$367,089            | \$5,787,743 | \$3,867,596 | -         | \$10,022,428 | \$12,931,879 |
| <b>LOANS PROVIDED</b>                              |                              |           |          |             |                      |             |             |           |              |              |
| <i>Health Professions Education Assistance Act</i> |                              |           |          |             |                      |             |             |           |              |              |
| Number of Students                                 | 12                           | -         | -        | 222         | -                    | 92          | 110         | -         | 202          | 436          |
| Total Amount Provided                              | \$45,495                     | -         | -        | \$784,166   | -                    | \$193,288   | \$286,475   | -         | \$479,763    | \$1,309,424  |
| Average per Student                                | \$3,791                      | -         | -        | \$3,532     | -                    | \$2,101     | \$2,604     | -         | \$2,375      | \$3,003      |
| <i>Other Loans Provided</i>                        |                              |           |          |             |                      |             |             |           |              |              |
| Number of Students                                 | 147                          | -         | -        | 500         | 473                  | 1,117       | 233         | 201       | 2,024        | 2,671        |
| Total Amount Provided                              | \$186,400                    | -         | -        | \$1,220,086 | \$3,580,865          | \$1,705,498 | \$372,715   | \$99,009  | \$5,758,087  | \$7,164,573  |
| Average per Student                                | \$1,268                      | -         | -        | \$2,440     | \$7,571              | \$1,527     | \$1,600     | \$493     | \$2,845      | \$2,682      |
| Total Loans Provided                               | \$231,895                    | -         | -        | \$2,004,252 | \$3,580,865          | \$1,898,786 | \$659,190   | \$99,009  | \$6,237,850  | \$8,473,997  |
| <b>EMPLOYMENT</b>                                  |                              |           |          |             |                      |             |             |           |              |              |
| Number of Students                                 | 47                           | 7         | -        | 543         | 46                   | -           | 59          | 177       | 282          | 879          |
| Total Amount Earned                                | \$425,343                    | \$8,660   | -        | \$831,162   | \$100,118            | -           | \$151,196   | \$326,481 | \$577,795    | \$1,842,960  |
| Average per Student                                | \$9,050                      | \$1,237   | -        | \$1,531     | \$2,176              | -           | \$2,563     | \$1,845   | \$2,049      | \$2,097      |

Table 79.

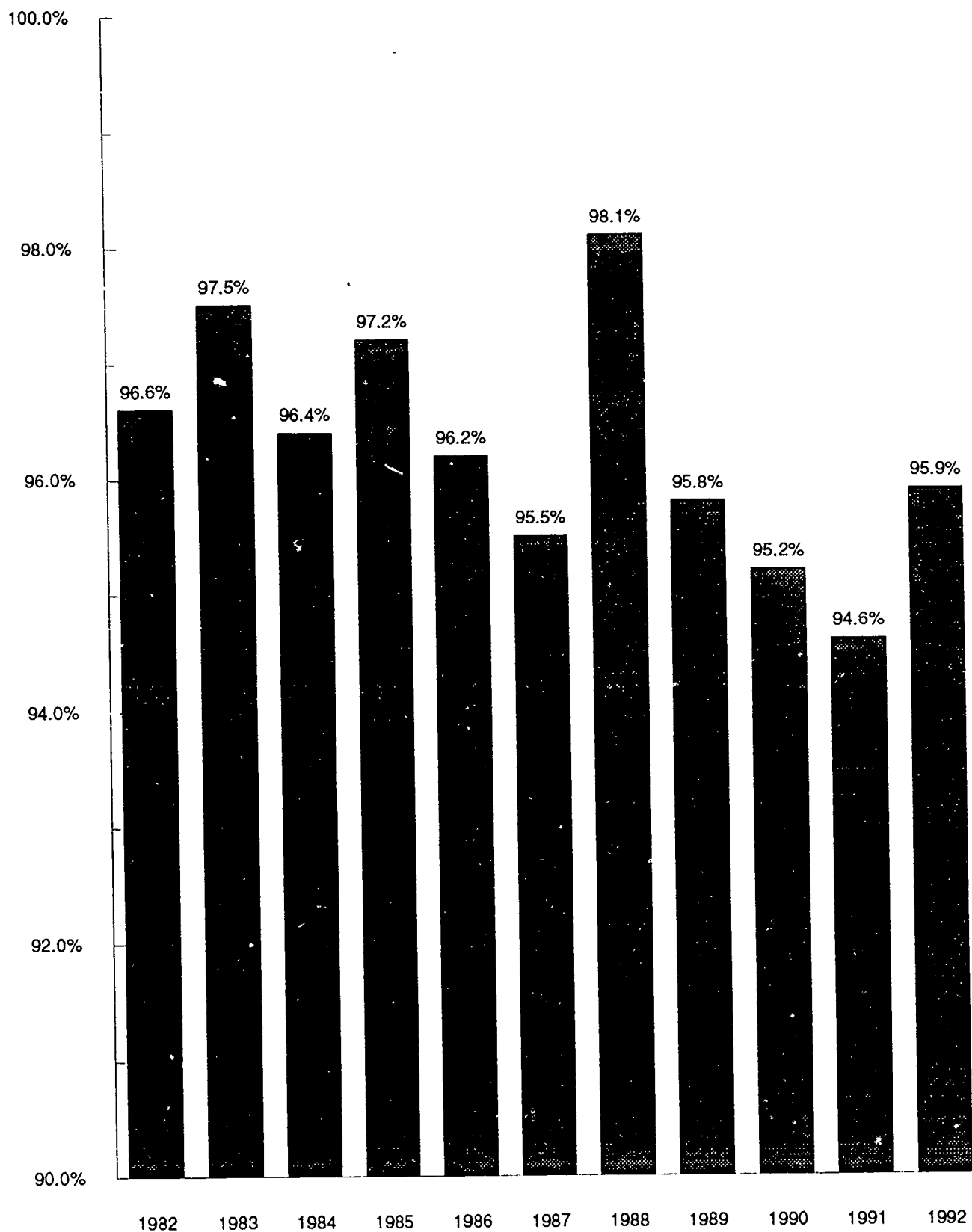
## Financial Aid for Graduate Students in North Carolina Universities, 1991-92

| Institution                         | Fellowships, Traineeships,<br>Grants, and Scholarships |                          |                          | Assistantships           |                          |                          | Loans                    |                          |                          | Employment               |                          |                          |
|-------------------------------------|--|--------------------------|--------------------------|--------------------------|--------------------------|--------------------------|--------------------------|--------------------------|--------------------------|--------------------------|--------------------------|--------------------------|
|                                     | Number<br>of<br>Students                               | Amount Received<br>Total | Average per<br>Recipient | Number<br>of<br>Students | Amount Received<br>Total | Average per<br>Recipient | Number<br>of<br>Students | Amount Received<br>Total | Average per<br>Recipient | Number<br>of<br>Students | Amount Received<br>Total | Average per<br>Recipient |
| <b>University of North Carolina</b> |  |                          |                          |                          |                          |                          |                          |                          |                          |                          |                          |                          |
| Appalachian                         | 84   | \$207,295                | \$2,468                  | 355                      | \$1,283,638              | \$3,616                  | 12                       | \$11,147                 | \$929                    | 217                      | \$375,091                | \$1,769                  |
| East Carolina                       | 3  | 2,150                    | 717                      | 68                       | 135,000                  | 1,985                    | 73                       | 109,964                  | 1,506                    | 729                      | 3,620,803                | 4,967                    |
| Fayetteville                        | 4  | 2,835                    | 709                      | -                        | -                        | -                        | 1                        | 1,100                    | 1,100                    | 3                        | 2,574                    | 858                      |
| N.C. A and T                        | 136  | 212,758                  | 1,564                    | 79                       | 356,916                  | 4,518                    | -                        | -                        | -                        | 122                      | 475,364                  | 3,896                    |
| N.C. Central                        | 185  | 112,580                  | 609                      | 116                      | 455,985                  | 3,931                    | -                        | -                        | -                        | 78                       | 130,601                  | 1,674                    |
| N.C. School of the Arts             | 9  | 31,339                   | 3,482                    | 2                        | 5,000                    | 2,500                    | -                        | -                        | -                        | -                        | -                        | -                        |
| N.C. State                          | 237  | 1,387,500                | 5,854                    | 2,900                    | 19,600,221               | 6,759                    | 3                        | 15,000                   | 5,000                    | 1,565                    | 1,846,463                | 1,180                    |
| Pembroke                            | -  | -                        | -                        | -                        | -                        | -                        | -                        | -                        | -                        | -                        | -                        | -                        |
| UNC-Asheville                       | -  | -                        | -                        | -                        | -                        | -                        | -                        | -                        | -                        | -                        | -                        | -                        |
| UNC-Chapel Hill                     | 473  | 3,995,766                | 8,448                    | 2,329                    | 14,925,655               | 6,409                    | 554                      | 782,548                  | 1,413                    | 1,970                    | 8,059,413                | 4,091                    |
| UNC-Charlotte                       | 2  | 20,000                   | 10,000                   | 318                      | 1,590,607                | 5,002                    | 11                       | 16,302                   | 1,482                    | 74                       | 113,888                  | 1,539                    |
| UNC-Greensboro                      | 355  | 1,234,002                | 3,476                    | 515                      | 2,613,861                | 5,075                    | 1                        | 1,983                    | 1,983                    | 119                      | 467,770                  | 3,931                    |
| UNC-Wilmington                      | 74   | 404,500                  | 5,466                    | -                        | -                        | -                        | -                        | -                        | -                        | 120                      | 563,938                  | 4,699                    |
| Western Carolina                    | 65   | 188,381                  | 2,898                    | 208                      | 775,170                  | 3,727                    | 15                       | 53,903                   | 3,594                    | 68                       | 66,872                   | 983                      |
| UNC Total                           | 1,627  | 7,799,106                | 4,794                    | 6,890                    | 41,742,053               | 6,058                    | 670                      | 991,947                  | 1,481                    | 5,060                    | 15,722,777               | 3,107                    |
| <b>Private Institutions</b>         |  |                          |                          |                          |                          |                          |                          |                          |                          |                          |                          |                          |
| Campbell                            | -  | -                        | -                        | 12                       | 21,750                   | 1,813                    | 20                       | 98,487                   | 4,924                    | 1                        | 891                      | 891                      |
| Catawba                             | -  | -                        | -                        | -                        | -                        | -                        | -                        | -                        | -                        | -                        | -                        | -                        |
| Duke                                | 2,219  | 17,983,996               | 8,105                    | 1,110                    | 8,860,541                | 7,982                    | 804                      | 1,642,543                | 2,043                    | 277                      | 263,261                  | 950                      |
| Elon                                | -  | -                        | -                        | -                        | -                        | -                        | -                        | -                        | -                        | -                        | -                        | -                        |
| Gardner-Webb                        | -  | -                        | -                        | 12                       | 13,808                   | 1,151                    | 2                        | 3,700                    | 1,850                    | 2                        | 8,083                    | 4,042                    |
| Lenoir-Rhyne                        | -  | -                        | -                        | -                        | -                        | -                        | -                        | -                        | -                        | -                        | -                        | -                        |
| Meredith                            | 15   | 26,040                   | 1,736                    | -                        | -                        | -                        | -                        | -                        | -                        | -                        | -                        | -                        |
| Pfeiffer                            | 3  | 990                      | 330                      | -                        | -                        | -                        | -                        | -                        | -                        | -                        | -                        | -                        |
| Queens                              | 17   | 15,326                   | 902                      | -                        | -                        | -                        | 2                        | 4,000                    | 2,000                    | 2                        | 1,043                    | 522                      |
| Salem                               | 7  | 8,160                    | 1,166                    | -                        | -                        | -                        | -                        | -                        | -                        | -                        | -                        | -                        |
| Wake Forest                         | 213  | 3,202,000                | 15,033                   | 149                      | 2,559,000                | 17,174                   | 53                       | 98,750                   | 1,863                    | 62                       | 45,460                   | 733                      |
| Warren Wilson                       | 26   | 37,050                   | 1,425                    | -                        | -                        | -                        | -                        | -                        | -                        | -                        | -                        | -                        |
| Wingate                             | -  | -                        | -                        | -                        | -                        | -                        | -                        | -                        | -                        | -                        | -                        | -                        |
| Southeastern Seminary               | 224  | 344,077                  | 1,536                    | -                        | -                        | -                        | -                        | -                        | -                        | -                        | -                        | -                        |
| Private Total                       | 2,724  | 21,617,639               | 7,936                    | 1,283                    | 11,455,099               | 8,928                    | 881                      | 1,847,480                | 2,097                    | 344                      | 318,738                  | 927                      |
| GRAND TOTAL                         | 4,351  | 29,416,745               | 6,761                    | 8,173                    | 53,197,152               | 6,509                    | 1,551                    | 2,839,427                | 1,831                    | 5,404                    | 16,041,515               | 2,968                    |

**SECTION X**  
**STUDENT HOUSING**

- Figure 17. Percent of Dormitory Utilization in the University of North Carolina, Fall 1982 - Fall 1992
- Table 80. Capacity and Utilization of Dormitories in the University of North Carolina, Fall 1982 to Fall 1992
- Table 81. Enrollment by Type of Housing in the University of North Carolina, Fall 1992
- Table 82. Enrollment by Type of Housing in North Carolina Private Colleges and Universities, Fall 1992

**Figure 17. Percent Dormitory Utilization in the University of North Carolina\*, Fall 1982 - Fall 1992**



\*Excludes N.C. School of the Arts.



**Table 80. Capacity and Utilization of Dormitories in the University of North Carolina\*, Fall 1982 to Fall Fall 1992**

| Year      | Total Enrollment | Number of Students Housed in Dorms | Normal Capacity of Dorms | Percent of Capacity Used | Percent of Enrollment in Dorms |
|-----------|------------------|------------------------------------|--------------------------|--------------------------|--------------------------------|
| Fall 1982 | 120,253          | 41,897                             | 43,359                   | 96.6%                    | 34.8%                          |
| Fall 1983 | 121,248          | 42,868                             | 43,956                   | 97.5%                    | 35.4%                          |
| Fall 1984 | 121,930          | 42,307                             | 43,892                   | 96.4%                    | 34.7%                          |
| Fall 1985 | 124,785          | 42,851                             | 44,106                   | 97.2%                    | 34.3%                          |
| Fall 1986 | 129,412          | 43,283                             | 44,839                   | 96.5%                    | 33.4%                          |
| Fall 1987 | 131,427          | 43,184                             | 45,221                   | 95.5%                    | 32.9%                          |
| Fall 1988 | 136,687          | 43,775                             | 44,605                   | 98.1%                    | 32.0%                          |
| Fall 1989 | 140,625          | 43,139                             | 45,017                   | 95.8%                    | 30.7%                          |
| Fall 1990 | 143,755          | 43,135                             | 45,315                   | 95.2%                    | 30.0%                          |
| Fall 1991 | 146,839          | 42,603                             | 45,019                   | 94.6%                    | 29.0%                          |
| Fall 1992 | 150,308          | 42,738                             | 44,544                   | 95.9%                    | 28.4%                          |

\*Excluding N.C. School of the Arts.

**Table 81. Enrollment by Type of Housing in the University of North Carolina, Fall 1992**

| Institution                 | Total Resident Credit Enrollment | College-Owned (or Related) Housing |                                |                                 |                           |                             |                                 |                             |               |                 |         | Type of Housing |
|-----------------------------|----------------------------------|------------------------------------|--------------------------------|---------------------------------|---------------------------|-----------------------------|---------------------------------|-----------------------------|---------------|-----------------|---------|-----------------|
|                             |                                  | College Dormitories                |                                | Fraternity and Sorority Housing |                           | Other College-Owned Housing |                                 | Commuters*                  |               | Type of Housing | Unknown |                 |
|                             |                                  | Number Actually Housed             | % of Total Enrollment in Dorms | Normal Capacity                 | % of Normal Capacity Used | Married Student Housing     | Fraternity and Sorority Housing | Other College-Owned Housing | Commuters*    |                 |         |                 |
| Appalachian                 | 11,650                           | 4,454                              | 38.2%                          | 4,414                           | 100.9%                    | 148                         | -                               | -                           | -             | -               | 7,048   |                 |
| East Carolina               | 17,757                           | 4,951                              | 27.9%                          | 5,160                           | 95.9%                     | -                           | 349                             | -                           | 12,457        | -               | -       |                 |
| Elizabeth City              | 2,019                            | 862                                | 42.7%                          | 826                             | 104.4%                    | -                           | -                               | 103                         | 1,054         | -               | -       |                 |
| Fayetteville                | 3,902                            | 976                                | 25.0%                          | 995                             | 98.1%                     | -                           | -                               | -                           | 2,926         | -               | -       |                 |
| N.C. A and T                | 7,580                            | 2,895                              | 38.2%                          | 2,945                           | 98.3%                     | -                           | -                               | 19                          | 4,666         | -               | -       |                 |
| N.C. Central                | 5,667                            | 1,844                              | 32.5%                          | 1,985                           | 92.9%                     | -                           | -                               | 28                          | 3,795         | -               | -       |                 |
| N.C. State                  | 27,156                           | 6,157                              | 22.7%                          | 6,241                           | 98.7%                     | 234                         | 560                             | 14                          | 20,191        | -               | -       |                 |
| Pembroke                    | 3,041                            | 742                                | 24.4%                          | 844                             | 87.9%                     | -                           | -                               | -                           | 2,299         | -               | -       |                 |
| UNC-Asheville               | 3,240                            | 817                                | 25.2%                          | 802                             | 101.9%                    | -                           | -                               | -                           | 2,423         | -               | -       |                 |
| UNC-Chapel Hill             | 23,627                           | 6,285                              | 26.6%                          | 6,686                           | 94.0%                     | 306                         | 2,795                           | -                           | 14,241        | -               | -       |                 |
| UNC-Charlotte               | 15,363                           | 3,838                              | 25.0%                          | 4,084                           | 94.0%                     | -                           | -                               | -                           | 11,525        | -               | -       |                 |
| UNC-Greensboro              | 12,177                           | 3,200                              | 26.3%                          | 3,664                           | 87.3%                     | -                           | -                               | -                           | 8,977         | -               | -       |                 |
| UNC-Wilmington              | 7,898                            | 1,847                              | 23.4%                          | 1,962                           | 94.1%                     | -                           | -                               | -                           | 6,051         | -               | -       |                 |
| Western Carolina            | 6,576                            | 2,901                              | 44.1%                          | 2,837                           | 102.3%                    | 42                          | 125                             | 1                           | 3,507         | -               | -       |                 |
| Winston-Salem               | 2,955                            | 969                                | 36.5%                          | 1,099                           | 88.2%                     | -                           | -                               | -                           | 1,686         | -               | -       |                 |
| <b>Total</b>                | <b>150,308</b>                   | <b>42,738</b>                      | <b>28.4%</b>                   | <b>44,544</b>                   | <b>95.9%</b>              | <b>730</b>                  | <b>3,829</b>                    | <b>165</b>                  | <b>95,798</b> | <b>7,048</b>    |         |                 |
| Percent of Total Enrollment |                                  | 28.4%                              |                                |                                 |                           | 0.5%                        | 2.6%                            | 0.1%                        | 63.7%         | 4.7%            |         |                 |
| N.C. School of the Arts**   | 751                              | 449                                | 59.8%                          | 489                             | 91.8%                     | -                           | -                               | 66                          | 236           | -               | -       |                 |

\*Includes privately owned housing in community and commuters from home.

\*\*Includes high school students.

**Table 82. Enrollment by Type of Housing in North Carolina Private Colleges and Universities, Fall 1992**

| Institution                             | Total Resident Credit Enrollment | College-Owned (or Related) Housing |                                |                           |                         |                                 |                             |             | Type of Housing Unknown |              |
|---|----------------------------------|------------------------------------|--------------------------------|---------------------------|-------------------------|---------------------------------|-----------------------------|-------------|-------------------------|--------------|
|   |                                  | College Dormitories                |                                |                           | Married Student Housing | Fraternity and Sorority Housing | Other College-Owned Housing | Commuters*  |                         |              |
|   |                                  | Number Actually Housed             | % of Total Enrollment in Dorms | % of Normal Capacity Used |                         |                                 |                             |             |                         |              |
| <b>SENIOR COLLEGES AND UNIVERSITIES</b> |                                  |                                    |                                |                           |                         |                                 |                             |             |                         |              |
| Barber-Scotia                           | 704                              | 404                                | 57.4%                          | 404                       | 100.0%                  | -                               | -                           | 220         | 80                      | -            |
| Barton                                  | 1,712                            | 567                                | 33.1%                          | 715                       | 79.3%                   | -                               | 35                          | 6           | 1,104                   | -            |
| Belmont Abbey                           | 1,033                            | 461                                | 44.6%                          | 625                       | 73.8%                   | -                               | -                           | -           | 572                     | -            |
| Bennett                                 | 635                              | 508                                | 80.0%                          | 538                       | 94.4%                   | -                               | -                           | 6           | 121                     | -            |
| Campbell                                | 3,088                            | 1,297                              | 42.0%                          | 1,418                     | 91.5%                   | 118                             | -                           | 97          | 1,576                   | -            |
| Catawba                                 | 962                              | 641                                | 66.6%                          | 669                       | 95.8%                   | -                               | -                           | -           | 321                     | -            |
| Chowan                                  | 641                              | 505                                | 78.8%                          | 977                       | 51.7%                   | -                               | -                           | -           | 118                     | 18           |
| Davidson                                | 1,550                            | 1,356                              | 87.5%                          | 1,357                     | 99.9%                   | -                               | 25                          | -           | 110                     | 59           |
| Duke                                    | 11,426                           | 4,377                              | 38.3%                          | 4,321                     | 101.3%                  | 177                             | -                           | 859         | -                       | 6,013        |
| Elon                                    | 3,227                            | 1,516                              | 47.0%                          | 1,527                     | 99.3%                   | -                               | 78                          | 186         | 1,447                   | -            |
| Gardner-Webb                            | 2,053                            | 734                                | 35.8%                          | 874                       | 84.0%                   | -                               | -                           | -           | 1,319                   | -            |
| Greensboro                              | 1,000                            | 421                                | 42.1%                          | 517                       | 81.4%                   | -                               | -                           | -           | 579                     | -            |
| Gulford                                 | 1,745                            | 839                                | 48.1%                          | 853                       | 98.4%                   | -                               | -                           | 93          | 813                     | -            |
| High Point                              | 2,326                            | 771                                | 33.1%                          | 863                       | 89.3%                   | -                               | -                           | -           | 1,555                   | -            |
| Johnson C. Smith                        | 1,278                            | 957                                | 74.9%                          | 935                       | 102.4%                  | -                               | -                           | -           | 321                     | -            |
| Lees-McRae                              | 755                              | 507                                | 67.2%                          | 715                       | 70.9%                   | -                               | -                           | 1           | 247                     | -            |
| Lenoir-Rhyne                            | 1,522                            | 642                                | 42.2%                          | 881                       | 72.9%                   | -                               | -                           | -           | 880                     | -            |
| Livingstone                             | 677                              | 478                                | 70.6%                          | 618                       | 77.3%                   | -                               | 9                           | 11          | 179                     | -            |
| Mars Hill                               | 1,354                            | 718                                | 53.0%                          | 939                       | 76.5%                   | -                               | -                           | -           | 636                     | -            |
| Meredith                                | 2,280                            | 1,164                              | 51.1%                          | 1,213                     | 96.0%                   | -                               | -                           | -           | 1,116                   | -            |
| Methodist                               | 1,508                            | 541                                | 35.9%                          | 606                       | 89.3%                   | -                               | -                           | -           | 967                     | -            |
| Montreat-Anderson                       | 318                              | 200                                | 62.9%                          | 343                       | 58.3%                   | -                               | -                           | -           | 118                     | -            |
| Mount Olive                             | 791                              | 249                                | 31.5%                          | 316                       | 78.8%                   | -                               | -                           | -           | 542                     | -            |
| N.C. Wesleyan                           | 857                              | 441                                | 51.5%                          | 454                       | 97.1%                   | -                               | -                           | -           | 415                     | 1            |
| Pfeiffer                                | 916                              | 472                                | 51.5%                          | 674                       | 70.0%                   | 10                              | -                           | -           | 434                     | -            |
| Queens                                  | 1,602                            | 441                                | 27.5%                          | 544                       | 81.1%                   | -                               | -                           | -           | 1,161                   | -            |
| St. Andrews                             | 662                              | 551                                | 83.2%                          | 608                       | 90.6%                   | -                               | -                           | -           | 95                      | 16           |
| St. Augustine's                         | 1,918                            | 1,353                              | 70.5%                          | 1,450                     | 93.3%                   | -                               | -                           | -           | 565                     | -            |
| Salem                                   | 796                              | 277                                | 34.8%                          | 462                       | 60.0%                   | -                               | -                           | -           | 519                     | -            |
| Shaw                                    | 2,483                            | 815                                | 32.8%                          | 815                       | 100.0%                  | -                               | -                           | 312         | 1,356                   | -            |
| Wake Forest                             | 5,624                            | 2,869                              | 51.0%                          | 2,913                     | 98.5%                   | -                               | -                           | -           | 2,755                   | -            |
| Warren Wilson                           | 557                              | 409                                | 73.4%                          | 472                       | 86.7%                   | 3                               | -                           | 6           | 123                     | 16           |
| Wingate                                 | 1420                             | 859                                | 60.5%                          | 1,020                     | 84.2%                   | 6                               | -                           | 56          | 499                     | -            |
| Senior Colleges and Universities Total  | 59,420                           | 28,340                             | 47.7%                          | 31,636                    | 89.6%                   | 314                             | 147                         | 1,853       | 22,643                  | 6,123        |
| <b>JUNIOR COLLEGES</b>                  |                                  |                                    |                                |                           |                         |                                 |                             |             |                         |              |
| Brevard                                 | 719                              | 640                                | 89.0%                          | 696                       | 92.0%                   | -                               | -                           | -           | 79                      | -            |
| Louisburg                               | 706                              | 550                                | 77.9%                          | 629                       | 87.4%                   | -                               | -                           | -           | 156                     | -            |
| Peace                                   | 466                              | 397                                | 85.2%                          | 429                       | 92.5%                   | -                               | -                           | -           | 69                      | -            |
| Saint Mary's                            | 293                              | 206                                | 70.3%                          | 229                       | 90.0%                   | -                               | -                           | -           | 87                      | -            |
| Junior Colleges Total                   | 2,184                            | 1,793                              | 82.1%                          | 1,983                     | 90.4%                   | -                               | -                           | -           | 391                     | -            |
| Private Senior and Junior Total         | 61,604                           | 30,133                             | 48.9%                          | 33,619                    | 89.6%                   | 314                             | 147                         | 1,853       | 23,034                  | 6,123        |
| <b>THEOLOGICAL SEMINARY</b>             |                                  |                                    |                                |                           |                         |                                 |                             |             |                         |              |
| Southeastern                            | 530                              | 96                                 | 18.1%                          | 200                       | 48.0%                   | 187                             | -                           | -           | 17                      | 230          |
| <b>BIBLE COLLEGES</b>                   |                                  |                                    |                                |                           |                         |                                 |                             |             |                         |              |
| East Coast                              | 294                              | 122                                | 41.5%                          | 123                       | 99.2%                   | -                               | -                           | -           | 172                     | -            |
| Heritage                                | 56                               | 20                                 | 35.7%                          | 42                        | 47.6%                   | 3                               | -                           | -           | 33                      | -            |
| John Wesley                             | 77                               | -                                  | -                              | -                         | -                       | 6                               | -                           | 24          | 47                      | -            |
| Piedmont                                | 286                              | 123                                | 43.0%                          | 226                       | 54.4%                   | 31                              | -                           | -           | 132                     | -            |
| Roanoke                                 | 127                              | 78                                 | 61.4%                          | 188                       | 41.5%                   | 12                              | -                           | -           | 37                      | -            |
| Winston-Salem                           | 37                               | 7                                  | 18.9%                          | 19                        | 36.8%                   | 2                               | -                           | -           | 28                      | -            |
| Bible Colleges Total                    | 877                              | 350                                | 39.9%                          | 598                       | 58.5%                   | 54                              | -                           | 24          | 449                     | -            |
| <b>GRAND TOTAL</b>                      | <b>63,011</b>                    | <b>30,579</b>                      | <b>48.5%</b>                   | <b>34,417</b>             | <b>88.8%</b>            | <b>555</b>                      | <b>147</b>                  | <b>1877</b> | <b>23,500</b>           | <b>6,353</b> |

\*Includes privately-owned housing in community and commuters from home.

## SECTION XI

### GENERAL

Table 83. Fall 1992 North Carolina Undergraduate Full-Time Equivalent Enrollment and Total Allocations Made to North Carolina Private Colleges and Universities in 1992-93

Table 84. North Carolina Legislative Tuition Grants (NCLTG), 1992-93

**Table 83. Fall 1992 North Carolina Undergraduate Full-Time Equivalent Enrollment and Total Allocations Made to North Carolina Private Colleges and Universities in 1992-93**

| <b>Institution</b>                 | <b>N.C. Undergraduate<br/>Fall 1992 (FTE)</b> | <b>Total Allocation<br/>For 1992-93</b> |
|------------------------------------|---|---|
| <b>Private Senior Institutions</b> |   |   |
| Barber-Scotia                      | 361.75  | \$155,313.74                            |
| Barton                             | 1,049.25                                      | 450,484.99                              |
| Belmont Abbey                      | 482.50  | 207,156.55                              |
| Bennett                            | 181.00  | 77,710.54                               |
| Campbell                           | 2,383.75                                      | 1,023,439.22                            |
| Catawba                            | 438.50  | 188,265.59                              |
| Chowan                             | 254.00  | 109,052.36                              |
| Davidson                           | 379.00  | 162,719.86                              |
| Duke                               | 820.25  | 352,166.13                              |
| Elon                               | 1,046.50                                      | 449,304.31                              |
| Gardner-Webb                       | 1,221.50                                      | 524,438.81                              |
| Greensboro                         | 444.25  | 190,734.29                              |
| Guilford                           | 664.75  | 285,403.76                              |
| High Point                         | 1,262.75                                      | 542,149.08                              |
| Johnson C. Smith                   | 264.25  | 113,453.09                              |
| Lees-McRae                         | 433.00  | 185,904.22                              |
| Lenoir-Rhyne                       | 798.50  | 342,827.99                              |
| Livingstone                        | 320.25  | 137,496.13                              |
| Mars Hill                          | 807.25  | 346,584.71                              |
| Meredith                           | 1,458.25                                      | 626,085.05                              |
| Methodist                          | 900.75  | 386,728.00                              |
| Montreat-Anderson                  | 184.00  | 78,998.56                               |
| Mount Olive                        | 527.00  | 226,262.18                              |
| N.C. Wesleyan                      | 769.75  | 330,484.46                              |
| Pfeiffer                           | 467.50  | 200,716.45                              |
| Queens                             | 415.00  | 178,176.10                              |
| St. Andrews                        | 280.00  | 120,215.20                              |
| St. Augustine's                    | 1,009.75                                      | 433,526.06                              |
| Salem                              | 379.50  | 162,934.53                              |
| Shaw                               | 1,637.25                                      | 702,936.91                              |
| Wake Forest                        | 1,139.75                                      | 489,340.26                              |
| Warren Wilson                      | 147.00  | 63,112.98                               |
| Wingate                            | 847.00  | 363,650.98                              |
| <b>Private Senior Total</b>        | <b>23,775.50</b>                              | <b>10,207,773.09</b>                    |
| <b>Private Junior Colleges</b>     |   |   |
| Brevard                            | 320.75  | 137,710.80                              |
| Louisburg                          | 488.00  | 209,517.92                              |
| Peace                              | 385.50  | 165,510.57                              |
| Saint Mary's                       | 170.50  | 73,202.47                               |
| <b>Private Junior Total</b>        | <b>1,364.75</b>                               | <b>585,941.76</b>                       |
| <b>GRAND TOTAL</b>                 | <b>25,140.25</b>                              | <b>10,793,714.85</b>                    |

NOTE: The allocations shown above were made under the program for State Assistance to North Carolina resident undergraduate students attending private colleges and universities in North Carolina, which was established by the General Assembly in 1971. For 1992-93, the allocation made to each institution was determined by multiplying the number of full-time equivalent North Carolina resident undergraduates enrolled there by \$429.34. The funds so allocated were then granted by the institutions to their needy North Carolina resident undergraduates, the amount of each student's grant depending on the extent of his demonstrated financial need.

TABLE 84. NORTH CAROLINA LEGISLATIVE TUITION GRANTS (NCLTG), 1992-93

| INSTITUTIONS                       | TOTAL NUMBER OF<br>STUDENTS AIDED<br>1992-93 | TOTAL AMOUNT<br>PROVIDED<br>1992-93 |
|------------------------------------|--|-------------------------------------|
| <u>Private Senior Institutions</u> |  |                                     |
| Barber-Scotia College              | 441  | \$ 398,120                          |
| Barton College                     | 897  | 931,344                             |
| Belmont Abbey College              | 500  | 472,104                             |
| Bennett College                    | 191  | 197,968                             |
| Campbell University                | 2,686  | 2,082,456                           |
| Catawba College                    | 446  | 459,224                             |
| Chowan College                     | 269  | 261,848                             |
| Davidson College                   | 399  | 435,464                             |
| Duke University                    | 823  | 905,312                             |
| Elon College                       | 1,024  | 1,062,880                           |
| Gardner-Webb University            | 1,223  | 1,026,266                           |
| Greensboro College                 | 362  | 357,680                             |
| Guilford College                   | 628  | 618,840                             |
| High Point University              | 1,328  | 1,113,976                           |
| Johnson C. Smith University        | 304  | 299,456                             |
| Lees-McRae College                 | 455  | 449,152                             |
| Lenoir-Rhyne College               | 805  | 821,352                             |
| Livingstone College                | 362  | 358,168                             |
| Mars Hill College                  | 794  | 777,278                             |
| Meredith College                   | 1,429  | 1,497,072                           |
| Methodist College                  | 1,190  | 981,040                             |
| Montreat-Anderson College          | 189  | 183,952                             |
| Mount Olive College                | 611  | 450,170                             |
| NC Wesleyan College                | 526  | 366,154                             |
| Pfeiffer College                   | 447  | 460,328                             |
| Queens College                     | 262  | 261,160                             |
| St. Andrews Presbyterian College   | 254  | 237,973                             |
| St. Augustine's College            | 1,091  | 1,055,640                           |
| Salem College                      | 363  | 357,608                             |
| Shaw University                    | 1,865  | 1,755,888                           |
| Wake Forest University             | 1,154  | 1,246,648                           |
| Warren Wilson College              | 164  | 163,008                             |
| Wingate College                    | 820  | 845,688                             |
| Private Senior Total               | 24,302                                       | \$22,891,217                        |
| <u>Private Junior Colleges</u>     |  |                                     |
| Brevard College                    | 343  | \$ 340,776                          |
| Louisburg College                  | 479  | 471,784                             |
| Peace College                      | 390  | 416,344                             |
| St. Mary's College                 | 151  | 163,560                             |
| Private Junior Total               | 1,363  | \$ 1,392,464                        |
| GRAND TOTAL                        | 25,665                                       | \$24,283,681*                       |

NOTE: The allocations above were made under the North Carolina Legislative Tuition Grant (NCLTG) program which is administered by the North Carolina State Education Assistance Authority. The General Assembly appropriated \$24,218,108 which was awarded on the basis of \$1,128 to each North Carolinian enrolled in a North Carolina private college or university on a full-time basis. During 1992-93, State budget conditions required a reduced payment over the amount per student authorized by law (\$1,150). Differences between the appropriated amount and the expended amount were covered by current and prior year refunds. NCLTG awards are paid to institutions for and on behalf of eligible students each term as defined under NCLTG Regulations.

\*The total amount provided recipients does not reflect program refunds.

3/17/93

APPENDICES

175

274

APPENDIX A

SOURCES OF DATA

The basic data used in this publication were provided by North Carolina colleges and universities on annual North Carolina Higher Education Data survey forms (NCHED) of the University of North Carolina, Integrated Postsecondary Education Data System (IPEDS) of the United States Department of Education, and Office for Civil Rights data (OCR). The sources of basic data for each section are listed below.

|   |   |                     |  |
|---|---|---------------------|--|
| SECTION I.  | CURRENT ENROLLMENT  | SECTION V.          | FACULTY  |
| NCHED A-1.1   | Resident-Credit Enrollment, Fall 1992   | NCHED A-5           | Full-Time Instructional Faculty in Institutions of Higher Education, Fall 1992   |
| OCR EF  | Fall Enrollment and Compliance Report in Higher Education, 1992   | SECTION VI.         | LIBRARY RESOURCES  |
| IPEDS EF  | Fall Enrollment and Compliance Report in Higher Education, 1992 (private colleges only)                             | IPEDS L             | Libraries, 1991-92   |
| NCHED A-1.1   | Extension Credit Enrollment, Fall 1992  | SECTION VII.        | STUDENT COSTS  |
| (Supplement A)  |   | NCHED A-3           | Student Tuition, Fees, and Charges for the Academic Year 1992-93   |
| NCHED A-1.3   | "Home Base" of Students, Fall 1992  | SECTION VIII.       | ADMISSIONS   |
| NCHED A-1.6   | Survey of Enrollment by Age, Fall 1992  | NCHED A-4           | Admission Practices, Fall 1992   |
| NCHED (Suppl. 2)  | Enrollment and Credit Hours in Summer Session(s), 1992  | SDF                 | Applications, Acceptances, and Actual Enrollment; SAT Scores; and High School Class Rank Fall 1992 (the University of North Carolina only) |
| NCHED A-1.8   | Upper-Division and Post-Baccalaureate Enrollment by Degree Field, Fall 1992 (the University of North Carolina only) | (Student Data File) |  |
| SECTION II.   | ENROLLMENT TRENDS   | SECTION IX.         | STUDENT FINANCIAL AID  |
| Historical enrollment data accumulated by the Board of Higher Education and the University of North Carolina. |   | NCHED A-10          | Student Financial Aid Summary (for the twelve-month period ending June 30, 1992)   |
| SECTION III.  | UNDERGRADUATE TRANSFERS   | NCSEAA              | Special Student Aid Programs (not covered by NCHED A-10)   |
| NCHED A1.2  | New Undergraduate Transfer Students, Fall 1992  | SECTION X.          | STUDENT HOUSING  |
| SECTION IV.   | DEGREES CONFERRED   | NCHED A-2           | Student Housing Report, Fall 1992  |
| IPEDS C   | Completions, between July 1, 1991 and June 30, 1992   |                     |  |



APPENDIX B  
DEFINITIONS OF TERMS

The definitions below are intended to facilitate the better understanding of information presented in this report. These are selected from the University of North Carolina's reporting forms and the U. S. Department of Education's Integrated Post-secondary Education Data System forms.

1: **ENROLLMENT**, unless otherwise noted, refers to the headcount resident-credit enrollment. The resident-credit enrollment includes full-time and part-time students enrolled in courses basic to or creditable to a bachelor's or higher degree. This excludes students in extension, correspondence, adult education, audited courses, short courses, and those enrolled for individual lessons only.

Undergraduate includes students who have not completed a full four-year program or its equivalent and also students in a five-year bachelor's program. This classification includes students in junior and community colleges in programs transferable to four-year institutions.

First Professional includes students who are in a professional school or program (law, medicine, dentistry, pharmacy, veterinary medicine, and theology) which requires at least two or more years of previous college work for entrance.

Graduate includes students who have attained at least one standard bachelor's degree or first professional degree and who are or might be candidates for a master's or doctorate degree.

First-Time Freshman includes new students who have no college credits prior to the immediately previous summer sessions.

Special/Unclassified includes students who are not candidates for a degree, diploma, certificate, or equivalent award, although taking courses in regular classes with other students.

Full-Time Student includes students registered for 12 or more credit hours as undergraduates or 9 or more credit hours as graduates.

Part-Time Student includes students registered for less than the required full-time load.

FTE (Full-Time Equivalent) of Part-Time Students

Undergraduates

12 or more credit hours = 1  
9 to 12 credit hours = 3/4  
6 to 9 credit hours = 1/2  
Less than 6 credit hours = 1/4

Graduates

9 or more credit hours = 1  
6 to 9 credit hours = 3/4  
3 to 6 credit hours = 1/2  
Less than 3 credit hours = 1/4

In-State Students are those whose legal residence, as determined at the institution, is in North Carolina.

Out-of-State Students are those whose legal residence, as determined at the institution, is in a state other than North Carolina or in a foreign country.

2. **TRANSFER** refers to students transferring to North Carolina institutions who have college credits from other institutions in a previous regular session(s). A former student transferring back to his original institution after attendance at another institution is not classified as a transfer.

3. **DEGREES** in this report refer to earned degrees conferred (not honorary). Specifically the following degrees are included:

Bachelor's Degree requires successful completion of at least four but not more than five years of academic work.

First Professional Degree signifies the completion of the academic requirements for a selected profession, which is based on an educational program requiring at least two academic years of previous college work for entrance and which requires a total of at least six academic years of college work for completion. Examples of first professional degrees are the

Doctor of Jurisprudence (J.D.) and Bachelor of Laws (LL.B.), Doctor of Dental Surgery (D.D.S.), Doctor of Pharmacy (Pharm.D.), and Doctor of Medicine (M.D.) degrees.

Master's Degree is customarily granted upon successful completion of one (sometimes two) academic years of work beyond the bachelor's degree.

Doctorate Degree includes such degrees as Doctor of Education, Doctor of Juridical Science (S.J.D.), Doctor of Public Health, and the Doctor of Philosophy in any field.

4. FACULTY refers to the professional personnel employed in colleges and universities who are primarily assigned to resident instruction and departmental or organized research. This does not include other professional personnel in library, auxiliary enterprises, and public service activities.
5. EXTENSION ACTIVITY is defined in this report as any on- or off-campus instructional, research application, or public service activity sponsored by the reporting institution which is in addition to the regular on-campus instructional and research activities provided for the regularly enrolled, on-campus, degree candidate.

APPENDIX C

CROSSWALK OF STATISTICAL ABSTRACT DISCIPLINE CATEGORIES AND  
CIP CATEGORIES

|  |  |
|--|--|
| <p>0100 AGRICULTURE AND NATURAL<br/>RESOURCES<br/>    Agricultural Business and Production (01)<br/>    Agricultural Sciences (02)<br/>    Conservation and Renewable Natural<br/>    Resources (03)</p>                       | <p>1200 HEALTH PROFESSIONS<br/>    Health Professions and Related Sciences (51)</p>  |
| <p>0200 ARCHITECTURE AND ENVIRONMENTAL<br/>DESIGN<br/>    Architecture and Related Programs (04)</p>   | <p>1300 HOME ECONOMICS<br/>    Home Economics (19)<br/>    Vocational Home Economics (20)</p>  |
| <p>0300 AREA STUDIES<br/>    Area, Ethnic, and Cultural Studies (05)</p>   | <p>1400 LAW<br/>    Law and Legal Studies (22)</p>   |
| <p>0400 BIOLOGICAL SCIENCES<br/>    Biological Sciences/Life Sciences (26)</p>   | <p>1500 LETTERS<br/>    English Language and Literature/Letters (23)<br/>    Philosophy and Religion (38)</p>  |
| <p>0500 BUSINESS AND MANAGEMENT<br/>    Marketing Operations/Marketing and<br/>    Distribution (08)<br/>    Personal and Miscellaneous Services (12)<br/>    Business Management and Administrative<br/>    Services (52)</p> | <p>1600 LIBRARY SCIENCE (25)</p> <p>1700 MATHEMATICS (27)</p>  |
| <p>0600 COMMUNICATIONS<br/>    Communications (09)<br/>    Communications Technologies (10)</p>  | <p>1900 PHYSICAL SCIENCES<br/>    Physical Sciences (40)<br/>    Science Technologies (41)</p>   |
| <p>0700 COMPUTER AND INFORMATION<br/>SCIENCES (11)</p>   | <p>2000 PSYCHOLOGY (42)</p>  |
| <p>0800 EDUCATION (13)</p>   | <p>2100 PUBLIC AFFAIRS AND SERVICES<br/>    Parks, Recreation, Leisure and Fitness<br/>    Studies (31)<br/>    Protective Services (43)<br/>    Public Administration and Services (44)</p> |
| <p>0900 ENGINEERING<br/>    Engineering (14)<br/>    Engineering-Related Technologies (15)</p>   | <p>2200 SOCIAL SCIENCES<br/>    Social Sciences and History (45)</p>   |
| <p>1000 FINE AND APPLIED ARTS<br/>    Visual and Performing Arts (50)</p>  | <p>2300 THEOLOGY<br/>    Theological Studies &amp; Religious<br/>    Vocations (39)</p>  |
| <p>1100 FOREIGN LANGUAGES<br/>    Foreign Languages and Literatures (16)</p>   | <p>4900 INTERDISCIPLINARY STUDIES<br/>    Liberal Arts and Sciences, General Studies and<br/>    Humanities (24)<br/>    Multi-Interdisciplinary Studies (30)</p>                            |

## APPENDIX D

### EXPLANATION OF 1984 CHANGE IN THE DEFINITION OF CURRICULUM ENROLLMENT CATEGORIES USED BY THE DEPARTMENT OF COMMUNITY COLLEGES

Starting in the fall of 1984, the Department of Community Colleges changed the conditions for inclusion in each of its curriculum enrollment categories. The change requires that students taking coursework which is primarily in a particular curriculum category be reported as special credit in that category, rather than simply as "special credit". Students formally enrolled in a curriculum program are still reported in that curriculum category.

One effect of this change has been to eliminate altogether the separate category "special credit" and to create four new enrollment categories: special credit college transfer, special credit vocational, special credit technical, and special credit general education. Enrollments in college transfer, vocational, technical, and general education categories are larger in post-1984 reporting than they would have been in pre-1984 reporting because special credit students in these categories have been added to their respective totals. For example, 1984 college transfer enrollments included 9,812 college transfer students and 6,772 special credit college transfer students.

The change in reporting definition resulted from a finding that some students previously classified into a particular curriculum category had not formally enrolled in a program in that category. By the old definition, such students were "special credit" students even though their coursework could be classified into a curriculum category. By mutual agreement therefore, the Department of Community Colleges and their institutions agreed to the change described above.

The change has had two effects. First, it caused some students who would have been incorrectly classified into a curriculum category to be reported in the appropriate new special credit category. Second, it subdivided the special credit category into four curriculum categories. Because of the first effect, the sum of students in the four special credit categories is larger than the number that would have been reported under the old special credit category. Similarly, the numbers reported in the four separate curriculum categories are lower than they would have been under the old reporting system.