

DOCUMENT RESUME

ED 354 947

JC 930 117

TITLE Registered Nursing Alumni Survey.
 INSTITUTION College of the Canyons, Valencia, CA.
 PUB DATE Nov 91
 NOTE 15p.
 PUB TYPE Reports - Research/Technical (143) --
 Tests/Evaluation Instruments (160) -- Statistical
 Data (110)

EDRS PRICE MF01/PC01 Plus Postage.
 DESCRIPTORS Academic Achievement; *College Graduates; Community
 Colleges; Grade Point Average; *Graduate Surveys;
 *Nurses; Nursing Education; Outcomes of Education;
 *Participant Satisfaction; Program Evaluation;
 Questionnaires; Salaries; Two Year Colleges; Two Year
 College Students; Vocational Followup
 IDENTIFIERS *College of the Canyons CA

ABSTRACT

In May 1991, College of the Canyons (CC) in Valencia, California, conducted a survey of 35 former students who had completed the Registered Nursing program in December 1990 to elicit information on their educational experiences and subsequent employment. Responses were received from 25 former students for a 71% response rate. Study findings included the following: (1) 96% of the respondents said that if they were starting college over again, they would select a Nursing major; (2) 92% of the respondents indicated that when they originally enrolled, CC was their first choice; (3) 36% of the respondents cited "location" as their primary reason for attending CC, while 32% cited the "quality of the nursing program"; (4) 44% of the respondents said that they were primarily enrolled full-time, while another 44% indicated that they had been enrolled for less than 12 units per term at CC; (5) 40% of the respondents indicated that while at CC, they had spent 4 to 10 hours each week studying or preparing for classes, while another 36% reported spending 11 to 15 hours each week; (6) 32% of the respondents reported having grade point averages (GPA's) of 3.5 to 4.0, while another 56% reported GPA's of 3.0 to 3.4; (7) only four of the respondents indicated dissatisfaction with the program; (8) nine respondents noted the need for more clinical practice; (9) 80% of the respondents reported full-time employment; (10) 48% of the respondents felt that CC did an "excellent" job in preparing them for their current job; (11) 50% of the respondents reported a current annual salary of between \$30,000 to \$39,999; and (12) all of the respondents were female, 84% were white, and 64% were 30 to 49 years of age. The survey instrument is included. (PAA)

 * Reproductions supplied by EDRS are the best that can be made *
 * from the original document. *

College of the Canyons
Santa Clarita Community College District

ED354947

REGISTERED NURSING
ALUMNI SURVEY

Office of Institutional Development

November 1991

PERMISSION TO REPRODUCE THIS
MATERIAL HAS BEEN GRANTED BY

N. J. Mattice

TO THE EDUCATIONAL RESOURCES
INFORMATION CENTER (ERIC)

U.S. DEPARTMENT OF EDUCATION
Office of Educational Research and Improvement
EDUCATIONAL RESOURCES INFORMATION
CENTER (ERIC)

This document has been reproduced as
received from the person or organization
originating it

Minor changes have been made to improve
reproduction quality

• Points of view or opinions stated in this docu-
ment do not necessarily represent official
OERI position or policy

REGISTERED NURSING ALUMNI SURVEY

In May 1991 the Registered Nursing Alumni Survey was sent to the 35 alumni who completed the Registered Nursing program in December 1990. Replies were received from 25 students for a response rate of 71 percent.

EDUCATIONAL EXPERIENCE AT COLLEGE OF THE CANYONS

o Nearly all the respondents (96 percent) said that if they were starting college over again, they would select a Nursing major.

o Ninety-two (92) percent indicated that College of the Canyons was their first choice when they first enrolled.

o When asked the primary reason they chose to attend College of the Canyons, 36 percent said it was because of "location", while 32 percent said it was due to the "quality of Nursing Program."

o Forty-four (44) percent of the respondents said they were primarily enrolled full-time, while another forty-four (44) percent indicated they were enrolled for less than 12 units per term while a student at the college.

o When asked "About how many hours per week did you usually spend studying or preparing for your classes," alumni gave the following responses:

4% -- 1 to 3 hours
40% -- 4 to 10 hours
36% -- 11 to 15 hours
16% -- 16 to 20 hours
4% -- More than 20 hours


o Nearly all reported that they did well academically. The respondents indicated that they had the following final GPA's:

32% -- 3.5 to 4.0 GPA
56% -- 3.0 to 3.4 GPA
8% -- 2.5 to 2.9 GPA
4% -- No Response

o Nearly two-thirds (64 percent) of the Nursing Alumni thought the college provided a better quality education than other colleges.

TABLE 1

**Percentage of Nursing Alumni
Indicating They Were Either
"Very Satisfied" or "Satisfied"
With the Following Aspects of the
Nursing Program**



Source: Registered Nursing Alumni Survey, May 1991

o Only four alumni provided comments when asked to indicate why they were dissatisfied with the Nursing Program.

Three of the comments seem critical of how students were treated.

- "Distant, dictatorship, too controlling, cold."
- "More compassionate faculty"
- "The school nearly didn't let us have a graduation. They didn't give us the respect we deserved as a class."

These negative comments may stem from the decision to discontinue a separate graduation ceremony for R.N. graduates.

The fourth comment seems critical of classroom instruction practices.

- "For as long as these instructors have worked together, they were disorganized -- which put stress on the students."

o Two-thirds of the alumni generously offered suggestions on how the R.N. Program might be improved.

- Nine alumni noted the need for "more clinical practice." They wanted more experience working with multiple patients so that they could learn time management and floor procedures. One student thoughtfully suggested that the student's patient load be gradually increased so that the student has a more realistic conception of patient care. Another two students suggested that there be more variety in the clinical settings available -- such as "County Hospital in order to get medical-surgical experience." One student suggested "scheduling of class time with training time in the hospitals."

- Four alumni mentioned that they would have liked more training with IV's, both in lecture and clinic.

- Two R.N.'s said they could have used better training in "nutrition."

- Other comments included:

- "Better choice of books"
- "Practice with charting SOAP"
- " More TPN"

EMPLOYMENT HISTORY

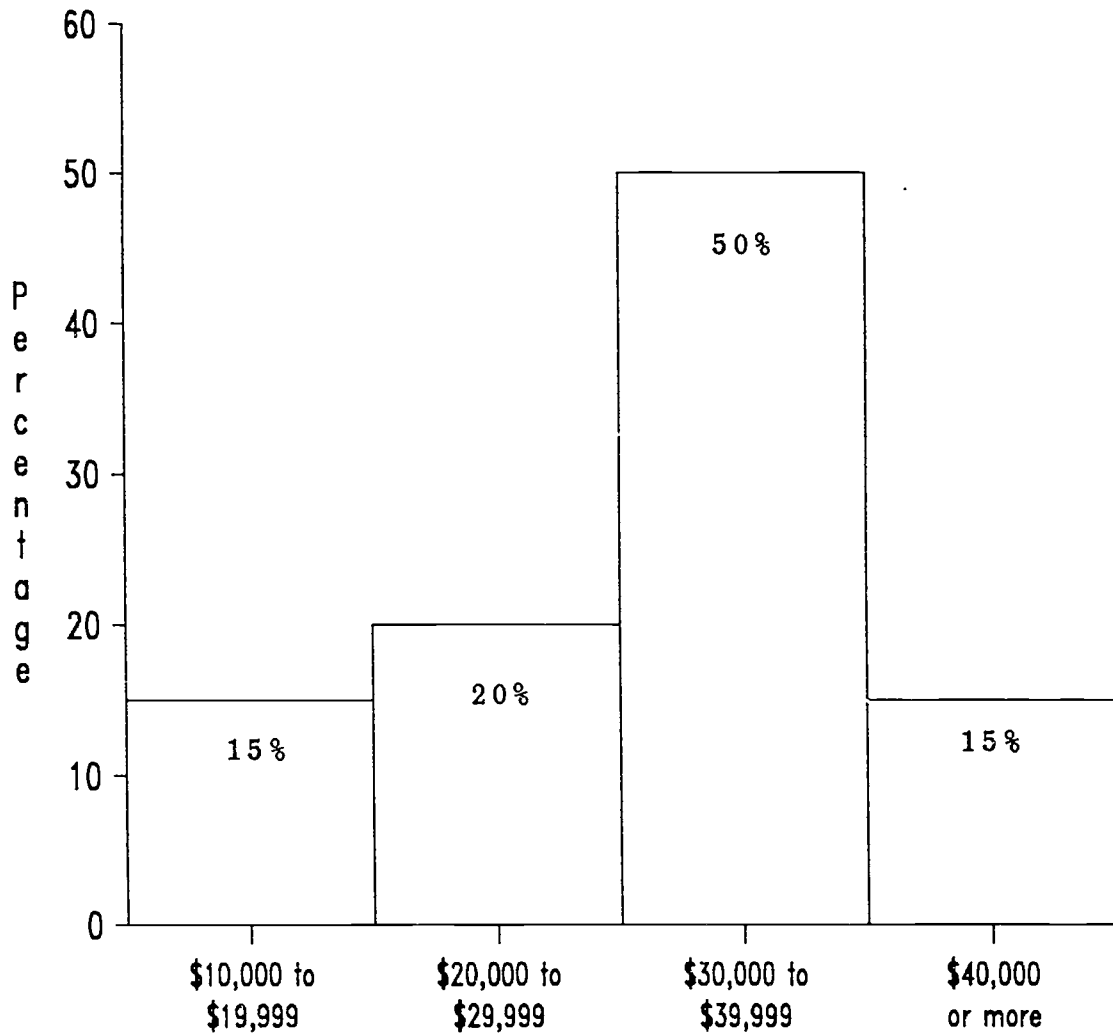
o All the Nursing Alumni reported they were currently employed. Eighty (80) percent indicated that they were employed full-time.

o Seventy two (72) percent of the Nursing Alumni reported that they already had their current job before leaving College of the Canyons. Another 8 percent said they secured a job just prior to leaving the college. Only 16 percent of the respondents indicated that it took 1 to 3 months for them to find a job. No one reported that their job search took longer than 3 months.

o Nearly half the Nursing Alumni (48 percent) felt that College of the Canyons did an "excellent" job in preparing them for their current job. Another 40 percent said the college provided them with "good" preparation.

TABLE 2


**Current Annual Salary of
Nursing Alumni Employed Full-Time**



Source: Registered Nursing Alumni Survey, May 1991.

TABLE 3


**Percentage of Nursing Alumni Who
Indicated They Use the Following Skills/Processes
Either "Very Much" or "Quite A Bit"
in Their Current Position**



Source: Registered Nursing Alumni Survey, May 1991.

TABLE 4

Percentage of Nursing Alumni Indicating They Are Either "Very Satisfied" or "Satisfied" With the Following Aspects of Their Present Job



Source: Registered Nursing Alumni Survey, May 1991.

DEMOGRAPHIC CHARACTERISTICS

o The majority of Nursing Alumni respondents were White, middle-age females.

-- 100 percent were females

-- 84 percent were Caucasian/White

-- 64 percent were 30 to 49 years of age

o A sizeable percentage of the Nursing Alumni (44 percent) lived outside the Santa Clarita Community College District while enrolled at the college.

APPENDIX
REGISTERED NURSING ALUMNI SURVEY

RESPONDENTS = 25 of 35
71% RESPONSE RATE.

College of the Canyons REGISTERED NURSING ALUMNI SURVEY

DIRECTIONS: The information you supply in this questionnaire will be kept completely confidential. Your Social Security number is requested for research purposes only and will not be listed in any report. If any item requests information that you do not wish to provide, please feel free to omit it. Thank you for your participation.

A. BACKGROUND INFORMATION

1. What is your Social Security number?

2. Age: 0% 19 or under
 0% 20 or 21
 4% 22 or 23
 12% 24 or 25
 16% 26 to 29
 40% 30 to 39
 24% 40 to 49
 4% 50 to 59
 0% 60 or Over

32%

3. Racial/Ethnic Group:

12% Afro-American/Black
 0 American Indian or Alaskan Native
 84 Caucasian-American/White
 4 Mexican-American/Chicano
 Asian-American, Oriental, or Pacific Islander
 Puerto Rican, Cuban or Other Hispanic Origin
 Other _____
 Prefer Not to Respond

4. Sex: 100% Female
 Male

5. How long did you attend College of the Canyons?

0% One term
 24 One Year
 8 Two Years
 24 Three Years
 16 Four Years
 28 More than four years

6. While you were enrolled at College of the Canyons, what was your zip code?

56% FROM SCCCD
44% OUT-OF-DISTRICT

7. In what year did you complete the Registered Nursing program at College of the Canyons?

1990 88%
1991 12%

8. What was your primary enrollment status at College of the Canyons prior to your acceptance into the Nursing Program?

44% Full-time Student (12 or more units per term)
44% Part-time Student
12% NO RESPONSE

B. EDUCATIONAL EXPERIENCES

9. When you entered the Licensed Registered Nursing program at College of the Canyons, were you a Nursing Assistant?

4% Yes - ONE RESPONDENT
96% No

10. If "yes," where did you receive your Nursing Assistant training?

Regional Occupational Program (ROP)
 Hospital
 Community college
 Private school
 Nursing home
 Other, specify _____

11. Indicate your rating of College of the Canyons when you first enrolled.

92% It was my first choice
8% It was my second choice
 It was my third choice
 It was my fourth choice or lower

12. Indicate the primary reason you chose to attend College of the Canyons.

- 36% Location
- 24% Reputation of the college
- 8% Low Cost
- 32% Quality of Nursing Program
- 0% Other, specify _____

13. How would you compare the quality of education provided at College of the Canyons with that of other colleges?

- 64% Better
- 24% About the Same
- 0% Worse
- 12% Unable to Judge

14. If you could start college over, would you select a Nursing major?

- 48% Definitely Yes
- 48% Probably Yes
- 0% Uncertain
- 4% Probably No
- 0% Definitely No

15. Please CIRCLE the number indicating your level of satisfaction with each of the following aspects of the Nursing Program at College of the Canyons.

5 - Very Satisfied
4 - Satisfied
3 - Neutral

PERCENT OF RESPONDENTS WHO CIRCLED THESE TWO CATEGORIES

2 - Dissatisfied
1 - Very Dissatisfied
0 - Does Not Apply

- 88% 5 4 3 2 1 0 Quality of Instruction in Nursing Area
- 72% 5 4 3 2 1 0 Out-of-Class Availability of Nursing Faculty
- 60% 5 4 3 2 1 0 Help/Support provided by Nursing Faculty to Nursing Students
- 76% 5 4 3 2 1 0 Preparation you received for the Board Exam
- 84% 5 4 3 2 1 0 Preparation you received for your future Nursing position
- 92% 5 4 3 2 1 0 Availability of Nursing Courses You Wanted at Times You Could Take Them
- 68% 5 4 3 2 1 0 Help/Support provided by College Nonteaching Staff to Nursing Students

16. If you circled number "1" or "2" for any of the items above, Please indicate why you were dissatisfied.

17. About how many hours a week did you usually spend studying or preparing for your classes?

- 4% 1 to 3 hours
- 40% 4 to 10 hours
- 36% 11 to 15 hours
- 16% 16 to 20 hours
- 4% More than 20 hours

18. What was your FINAL grade point average at College of the Canyons? (4.0 = A; 3.0 = B; 2.0 = C)

- 32% 4.0 to 3.5
- 56% 3.4 to 3.0
- 8% 2.9 to 2.5
- 2.4 to 2.0
- Below 2.0
- 4% No RESPONSE

19. In thinking about the training you received in the Registered Nursing program, were there some things that you felt could have been improved?

C. EMPLOYMENT HISTORY

20. Which of the following BEST describes what you are currently doing?

- 100% Employed (Including Full-time, Part-time and Self-Employment)
- Continuing My Education (College, Vocational School)
- Serving in the Armed Forces
- Caring for a Home/Family
- Unemployed
- Retired
- Other _____

COMPLETE THE FOLLOWING QUESTIONS ONLY IF YOU HAVE HELD A JOB SINCE LEAVING COLLEGE OF THE CANYONS. OTHERWISE, SKIP TO QUESTION 31.

21. How long did it take you to obtain your first job after leaving College of the Canyons?

- 72% Had a job which I continued after I completed my program
- 8% Obtained a job just prior to leaving College of the Canyons
- 4% Less than 1 month
- 16% 1 to 3 months
- 0% 4 to 6 months

22. I am currently employed:

- 80% Full-time
- 16% Part-time
- 4% Other _____

23. What is your annual salary/income in your current job?

- 0% Less than \$10,000
- 8% \$10,000 to \$14,999
- 12% \$15,000 to \$19,999
- 16% \$20,000 to \$24,999
- 8% \$25,000 to \$29,999
- 20% \$30,000 to \$34,999
- 20% \$35,000 to \$39,999
- 12% \$40,000 or more
- 4% NO RESPONSE

24. How well did College of the Canyons prepare you for your current job?

- 48% Excellent preparation
- 40% Good preparation
- 12% Adequate preparation
- 0% Inadequate preparation. Please explain _____
- 0% Not applicable

25. In thinking about the Nursing courses you took at College of the Canyons, please CIRCLE the number indicating to what extent you use each of the following in your current position.

4 - Very Much
3 - Quite A Bit
2 - Some
1 - Very Little

PERCENT OF RESPONDENTS WHO CHECKED THESE TWO CATEGORIES

- 4 3 2 1 Clinical Skills 100%
- 4 3 2 1 Communication Skills 100%
- 4 3 2 1 Leadership Skills 96%
- 4 3 2 1 Nursing Diagnosis 68%
- 4 3 2 1 Nursing Process 72%
- 4 3 2 1 Roy Model 28%

26. Please CIRCLE the number indicating your level of satisfaction with the following aspects of your present job.

5 - Very satisfied
4 - Satisfied
3 - Neutral
2 - Dissatisfied
1 - Very dissatisfied

PERCENT OF RESPONDENTS WHO CHECKED THESE TWO CATEGORIES

- 5 4 3 2 1 Challenge 84%
- 5 4 3 2 1 Location 80%
- 5 4 3 2 1 Salary and Benefits 56%
- 5 4 3 2 1 Advancement Potential 80%
- 5 4 3 2 1 Working Conditions 48%
- 5 4 3 2 1 Career Potential 64%

27. Are you currently employed in the field of Nursing?

- 100% Yes
- 0% No. If not, please indicate why not _____

IF NO, SKIP TO QUESTION 31.

28. What is your current employment title?

- 92% Staff Nurse
- 0% Charge Nurse
- 0% Head Nurse
- 0% Supervisor of Nursing
- 8% Other _____

29. I am currently working on the:

- 32% Day Shift
- 29% Evening Shift
- 40% Night Shift
- 4% NO RESPONSE

30. In what area of medicine are you working?

- 4% Critical Care
- 12% D.O.U.
- 24% Emergency
- 48% Medical-Surgical
- 8% Obstetrics
- 4% Pediatrics
- 4% Psychiatric
- 4% Skilled Nursing Facility/TCU
- 16% Other _____

D. CONTINUING EDUCATION

31. Since completing your program at College of the Canyons, have you enrolled at another educational institution?

- 16% Yes - 4 STUDENTS
- 76% NO. IF NO, SKIP TO QUESTION 38.
- 8% NO RESPONSE

32. Please write in the name of the institution.

CAL STATE LA / LAVERNE / COC'S
~~OBSTETRICAL EXERCISES~~

33. Please write in your intended major or area of study.

BSN / BS-HOSPITAL ADMIN. / MIDWIFE

34. What is the MAJOR reason you continued your education? Check only one.

- 25% To Satisfy Job/Career Requirements (1)
- ___ To Learn a New Occupation
- ___ To Increase Earning Power
- ___ To Obtain or Maintain a License or Certification
- 75% For General Self-Improvement (3)

35. How well did College of the Canyons prepare you for continuing your education?

- ___ Exceptionally Well
- 75% More than Adequately (3)
- 25% Adequately (1)
- ___ Less Than Adequately
- ___ Very Poorly

36. What grade point average have you achieved at the new institution? (4.0 = A; 3.0 = B; 2.0 = C)

- ___ 4.0 to 3.5
- 50% 3.4 to 3.0 (2)
- ___ 2.9 to 2.5
- ___ 2.4 to 2.0
- ___ Below 2.0
- OTHER 2 HAD NOT STARTED CLASSES YET.

37. What is the highest degree or certificate you eventually plan to obtain?

- ___ I do not plan to Obtain Another Degree or Certificate
- ___ Technical Program Certificate or Diploma
- 25% Associate Degree (1)
- 75% Bachelor's Degree (3)
- ___ Master's Degree
- ___ Doctor's Degree (Ph.D., Ed.D.)
- ___ Professional Degree (MD, JD, pr DDS)
- ___ Other _____

Thank you for completing this survey.

38. We would like to maintain contact with the Nursing graduates from College of the Canyons. Please print your current name and address on the enclosed postcard and drop it in the mail so that we might make the necessary corrections in the mailing list. Thank you.

Please return this questionnaire in the envelope provided to:

Office of Career Education
 College of the Canyons
 26455 North Rockwell Canyon Road
 Santa Clarita, CA 91355