

DOCUMENT RESUME

ED 354 829

HE 026 249

TITLE Trends in Tuition and Other Basic Student Charges: 1963-64 through 1992-93 with Typical Student Costs 1980-81 through 1992-93. Report No. 19-93.

INSTITUTION State Univ. of New York, Albany. Central Staff Office of Institutional Research.

PUB DATE Feb 93

NOTE 95p.

PUB TYPE Statistical Data (110) -- Reports - Research/Technical (143)

EDRS PRICE MF01/PC04 Plus Postage.

DESCRIPTORS Community Colleges; Comparative Analysis; *Fees; Full Time Students; Graduate Study; Higher Education; In State Students; *Instructional Student Costs; *Noninstructional Student Costs; Out of State Students; State Colleges; Statistical Data; *Student Costs; Trend Analysis; *Tuition; Undergraduate Study

IDENTIFIERS *State University of New York

ABSTRACT

This report presents trend data for institutions of the State University of New York (SUNY) involving fixed and variable charges that are required of all full-time students, including tuition, college fees, activity fees, room and board, and supplies and other costs. Most of the report consists of statistical tables listing the trends in all basic student charges for students at all institutions that comprise the SUNY since 1980, and giving the fixed costs since the inception of the standard tuition charges across the state-operated institutions. Tables present: (1) the trends in student tuition by program level and other charges, (2) a summary of charges per academic year from 1963-64 through 1992-93 in SUNY operated institutions, (3) the trends in tuition and required fees at the State University of New York from 1980-81 through 1992-93, (4) the range of resident tuition charges per academic year at community colleges compared with SUNY between 1980-81 to 1992-93, (5) the trends in the distribution of allowances for variable student costs between 1980-81 and 1992-93 for three cohorts of students at SUNY, (6) comparison numbers of the total undergraduate student costs between 1980-81 and 1992-93 in state-operated campuses, and (7) the trends in total undergraduate costs and allowances within student budgets between 1980-81 to 1992-93 at the State University of New York. The report's final section contains a publications list of Central Staff Office of Institutional Research reports from 1967 through 1991. (GLR)

* Reproductions supplied by EDRS are the best that can be made *
 * from the original document. *

ED354829

HF 026 249

U. S. DEPARTMENT OF EDUCATION
Office of Educational Research and Improvement
EDUCATIONAL RESOURCES INFORMATION
CENTER (ERIC)

This document has been reproduced as
received from the person or organization
originating it
Minor changes have been made to improve
reproduction quality

Points of view or opinions stated in this docu-
ment do not necessarily represent official
OERI position or policy

"PERMISSION TO REPRODUCE THIS
MATERIAL HAS BEEN GRANTED BY

SUNY, Office of
Institutional Research

TO THE EDUCATIONAL RESOURCES
INFORMATION CENTER (ERIC)."

BEST COPY AVAILABLE

**TRENDS IN TUITION
AND OTHER BASIC STUDENT CHARGES
1963-64 THROUGH 1992-93**

**WITH TYPICAL STUDENT COSTS
1980-81 THROUGH 1992-93**

Report Number 19-93

**CENTRAL STAFF OFFICE OF INSTITUTIONAL RESEARCH
STATE UNIVERSITY OF NEW YORK
FEBRUARY 1993**

TABLE OF CONTENTS

| | |
|---|----|
| Introduction | v |
| Summary | vi |
| Map of State University Institutions | x |
| Chronology of Dates of Establishment of Institutions of The State University of New York | xi |

PART I -- SUMMARY OF TUITION AND OTHER CHARGES 1963-64 THROUGH 1992-93

| | | |
|---------------|---|---|
| Figure G92-16 | New York State Full-time Undergraduate Tuition at Four Year Colleges, Independent Colleges compared to SUNY/State- Operated Colleges, 1975-76 Through 1992-93 | 2 |
| Table 92/1403 | Trends in Student Tuition by Program Level and Other Charges, State University of New York, State-operated Institutions, Pre- September 1963 to 1992-93 | 3 |
| Table 93/05 | Summary of Tuition Charges Per Academic Year, 1963-64 Through 1992-93, State University of New York -- State-Operated Institutions | 8 |

PART II -- TRENDS IN STUDENT CHARGES AND COSTS: 1980-81 THROUGH 1992-93

| | | |
|---------------|--|----|
| Figure G93/04 | SUNY State-Operated, Community College, Cornell Statutory, NYS Private 4-Year Tuition Compared to Median Family Income, Undergraduate Students 1983-84 to 1992-93, Indexed to 1983-84 | 10 |
| Table 92/1528 | Trends in Tuition and Required Fees at the State University of New York, 1980-81 through 1992-93 | 11 |
| Figure G93/03 | Range of Resident Tuition Charges/Academic Year, Community Colleges within the State University of New York, 1980-81 to 1992-93 | 30 |

TABLE OF CONTENTS

| | | |
|---------------|--|----|
| Table 92/1529 | Trends in the Distribution of Allowances for Variable Student Costs: 1980/81 to 1992/93, For Three Cohorts of Students at the State University of New York | 31 |
| Figure G92/17 | Total Undergraduate Student Costs, Comparison of 1982-83 and 1992-93 Costs, SUNY -- State-operated Campuses | 50 |
| Table 92/1530 | Trends in Total Undergraduate Costs and Allowances Within Student Budgets -- 1980/81 to 1992/93, State University of New York | 51 |

PART III -- PUBLICATIONS LIST

| | |
|-----------------------------|----|
| Publications List | 69 |
|-----------------------------|----|

INTRODUCTION

This report presents the results of the survey **Basic Student Charges** for institutions of the State University of New York. These data are collected annually in the fall of each year by the Central Staff Office of Institutional Research.

The total student costs consist of fixed costs (tuition and fees) and variable costs (room, board, books, personal items, transportation and miscellaneous.) These data are collected with the cooperation of the campus Financial Aid Offices and represent the dollar figures that are used in putting together the financial aid packages for students. There may be substantial differences between the figures listed for the variable costs and the actual expenditures of an individual student since the amount spent will be dependent upon the program the student is enrolled in, individual tastes, and funds available.

Table 92/1403 in Part I enumerates the fixed costs since the inception of standard tuition charges across the State-Operated institutions, as well as some of the more basic variable costs for students living in dormitories. The tables in Part II list trends in all basic student charges for students at all institutions that comprise the State University of New York since 1980.

We would like to thank those individuals on the campuses who are responsible for providing this office with timely and accurate data. The collection of this information required their extensive cooperation and continued support. Our gratitude is also extended to our secretarial staff of Vikki Mazzone and Claudia Fleming who were responsible for assembling the final manuscript and the proper distribution of the publication.

Tommy Annas
Assistant Vice Chancellor

Sally Jack
Associate for Institutional Research

SUMMARY

FIXED CHARGES

Fixed charges in this report are those required of all full time students, regardless of their program. Differing charges would be applicable to part time students. Certain assessed charges, e.g. lab fees required within certain programs, are not enumerated since they are not applicable to all students. Table 92/1528 lists these charges by institution and institution type for the last thirteen academic years.

Tuition

Undergraduate resident tuition at the state operated campuses increased by \$500 for the 1992-93 academic year bringing the full time resident rate to \$2,650, an increase of 23% over the 1991-92 rate. Tuition for resident graduate students increased \$800, a 25% increment to \$4,000 per academic year.

Tuition and the required college fee are set by the State University Board of Trustees for all institutions except the Statutory Colleges and Community Colleges. The history of these charges at the state operated institutions are enumerated in Table 92/1403. This table also lists the credit hour charges used to determine tuition for part time students at these institutions. The rate of tuition at Ceramics and the Statutory Colleges at Cornell are set by their respective Trustees after consultation with the State University Board of Trustees. The tuition rates at the Community Colleges are established by each of their respective governing bodies but cannot exceed a ceiling of \$2,100 for 1992-93; the rate for out-of-state students at the Community Colleges can be up to three times the in-state rate at these institutions.

Figure 1 displays the pattern of tuition charges at the state operated colleges - flat lines interspersed with steep pitched lines. Figures G92/15 and G92/16 further illustrate the pattern of undergraduate tuition for the past several years within the system.

Tuition increases at the Statutory Colleges for 1992-93 amounted to 8.5% (\$550) at Cornell and 10.6% (\$535) at Ceramics for resident undergraduate students. Similar increases occurred for other categories of students.

There were tuition increases at all of the Community Colleges this year; the increments ranged from \$64 to \$300 with the modal increment being \$200. As a group, tuition at the Community Colleges increased 11.8% to an average of \$1,780 for resident students for this academic year.

College Fee

A standard \$25 college fee is charged to all full time students in the State operated institutions excluding the Statutory colleges.

SUMMARY

(continued)

Student Activity Fee

With the exception of Ceramics, each SUNY institution has a mandated student activity fee for undergraduate students. This fee varies by institution but is generally used to cover a spectrum of activities which may include recreational and social activities, musical groups, athletic activities, student publications, theatrical productions, class activities, etc. This year's fee ranges from a low of \$12 per academic year to a high of \$217 with an average of \$102.

Other Required Fees

This category of expense covers any other fees that are required of so large a proportion of students at an institution that the student who does not pay the fee is an exception to the rule. There was a noted increase in this type of fee for the 1991-92 year which continued into this year.

VARIABLE CHARGES

This category of costs includes the other expenses incurred by students -- living expenses, books, supplies and personal items. In this publication, items in the variable cost category are tabulated separately for three cohorts of students: those living in campus residence halls, those living in non-institutional housing in the community, and commuter students living at home.

Table I. Combined Room and Board Charge for Dormitory Residents

| Academic Year | State-Ops. | | Statutories. | | Forestry | |
|---------------|------------|---------|--------------|---------|----------|---------|
| | Amt | Incr. % | Amt | Incr. % | Amt | Incr. % |
| 1980-81 | 1,889 | -- | 2,410 | -- | 2,560 | -- |
| 1981-82 | 2,127 | 12.6% | 2,710 | 12.4% | 2,720 | 6.3% |
| 1982-83 | 2,344 | 10.2% | 3,000 | 10.7% | 3,050 | 12.1% |
| 1983-84 | 2,570 | 9.6% | 3,202 | 6.7% | 3,300 | 8.2% |
| 1984-85 | 2,786 | 8.4% | 3,393 | 6.0% | 3,520 | 6.7% |
| 1985-86 | 2,847 | 2.2% | 3,577 | 5.4% | 3,810 | 8.2% |
| 1986-87 | 3,022 | 6.1% | 3,811 | 6.5% | 4,070 | 6.8% |
| 1987-88 | 3,202 | 6.0% | 4,008 | 5.2% | 4,280 | 5.2% |
| 1988-89 | 3,356 | 4.8% | 4,297 | 7.2% | 4,530 | 5.8% |
| 1989-90 | 3,538 | 5.4% | 4,613 | 7.4% | 4,860 | 7.3% |
| 1990-91 | 3,757 | 6.2% | 4,786 | 3.8% | 5,250 | 8.0% |
| 1991-92 | 4,034 | 7.4% | 5,163 | 7.9% | 5,565 | 6.0% |
| 1992-93 | 4,245 | 5.2% | 5,448 | 5.5% | 5,920 | 6.4% |

Room and Board Charges/Allowances

For residence hall students, the reported room charges represent an average charge for a double room. Of the 29 State operated institutions, only two are non-residential colleges: Empire State College and the College of Optometry. Students attending one of the five statutory colleges receive room and board through the private college counterpart. Syracuse University provides room and board facilities for students at the College of Environmental Science and Forestry. The room charge at

SUMMARY (continued)

the remaining 26 State-operated institutions is determined individually at each campus with approval by the Board of Trustees.

With the exception of the Brooklyn Health Science Center and Syracuse Health Science Center, meal plans are also available at the residential colleges. Meals are typically provided by a campus affiliated faculty student association with a variety of plans being offered. The tabulated costs in this publication are for the modal board charge on each campus. A comparison of the combined room (standard double) and modal board charge for the last eleven years are shown in Table I.

Fashion Institute of Technology and Mohawk Valley Community College are the only community colleges that have dormitory facilities for students.

As noted earlier, the room and board allowances reported by the campuses for students living in the community in non-institutional housing and for those students living at home represent average amounts used in constructing a student budget. The charges listed in this publication for room and board for students living on campus will closely approximate actual costs. However, there is considerable variation in ways of determining the allowances specified for those living in off-campus facilities or at home. Likewise, there may be wide differentiation between these allowances made and the actual costs incurred.

Other Student Costs

This represents the remaining costs to students and is broken down into the following categories:

- Books and supplies

Table II. Combined Average Room and Board Allowance for Non-Dormitory Residents

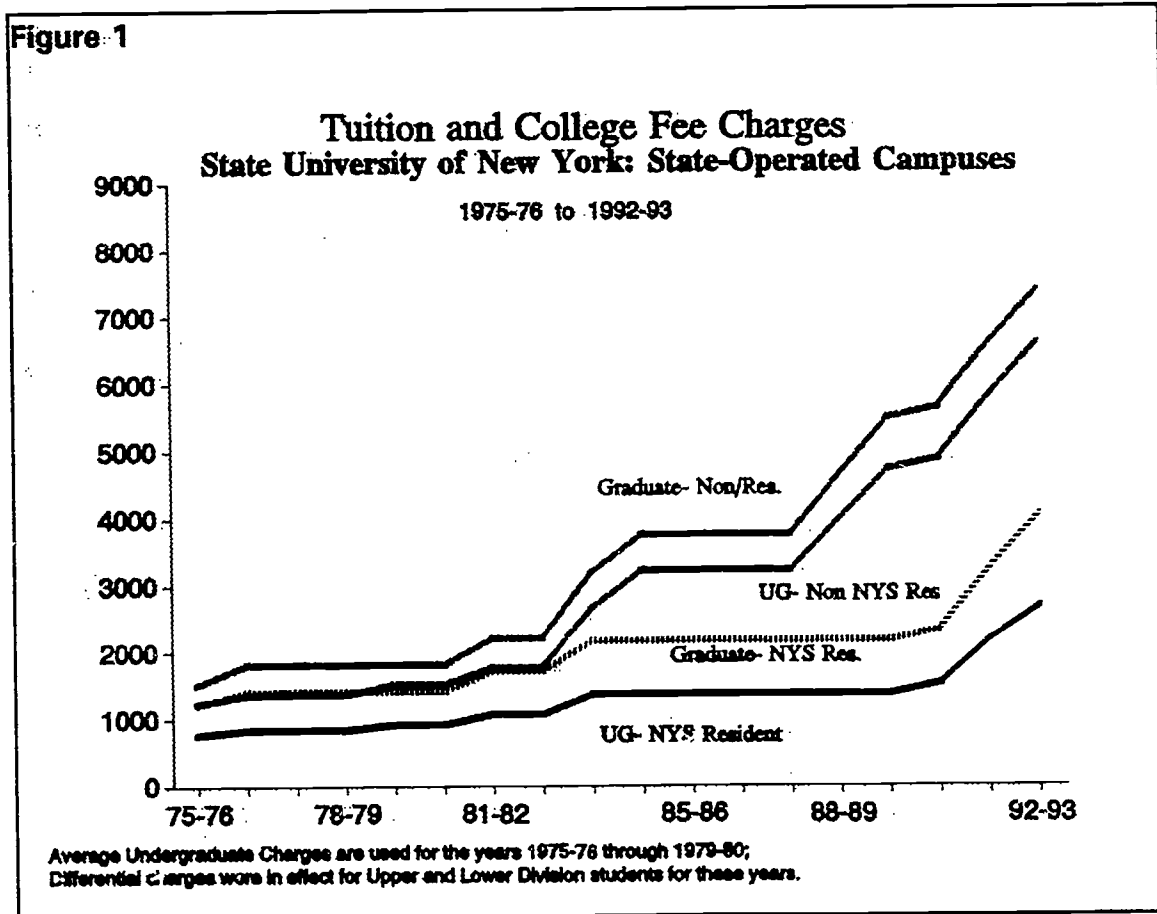
| Year | Non-Institutional Housing | | Commuter Students | |
|------------------------------------|---------------------------|--------|-------------------|--------|
| | Amount | % Chg. | Amount | % Chg. |
| State-Operated Institutions | | | | |
| 1980-81 | 2,087 | - | 917 | - |
| 1981-82 | 2,403 | 15.1% | 1,122 | 22.4% |
| 1982-83 | 2,633 | 9.6% | 1,167 | 4.0% |
| 1983-84 | 2,848 | 8.2% | 1,245 | 6.7% |
| 1984-85 | 3,043 | 6.8% | 1,252 | 0.6% |
| 1985-86 | 3,048 | 0.2% | 1,273 | 1.7% |
| 1986-87 | 3,190 | 4.7% | 1,277 | 0.3% |
| 1987-88 | 3,417 | 7.1% | 1,450 | 13.5% |
| 1988-89 | 3,663 | 7.2% | 1,749 | 20.6% |
| 1989-90 | 3,983 | 8.7% | 1,910 | 9.2% |
| 1990-91 | 4,129 | 3.7% | 1,804 | -5.5% |
| 1991-92 | 4,404 | 6.7% | 1,736 | -3.8% |
| 1992-93 | 4,714 | 7.0% | 1,819 | 4.8% |
| Statutory Colleges | | | | |
| 1980-81 | 2,498 | - | 1,040 | - |
| 1981-82 | 2,734 | 9.4% | 1,220 | 17.3% |
| 1982-83 | 2,930 | 7.2% | 1,163 | -4.7% |
| 1983-84 | 3,132 | 6.9% | 1,313 | 12.9% |
| 1984-85 | 3,393 | 8.3% | 1,503 | 14.5% |
| 1985-86 | 3,577 | 5.4% | 1,438 | -4.3% |
| 1986-87 | 3,711 | 3.7% | 1,438 | 0.0% |
| 1987-88 | 3,889 | 4.8% | 1,494 | 3.9% |
| 1988-89 | 4,198 | 7.9% | 1,500 | 0.4% |
| 1989-90 | 4,483 | 6.8% | 1,500 | 0.0% |
| 1990-91 | 4,763 | 6.2% | 1,410 | -6.0% |
| 1991-92 | 5,085 | 6.8% | 1,463 | 3.8% |
| 1992-93 | 5,402 | 6.2% | 1,540 | 5.3% |
| Community Colleges | | | | |
| 1980-81 | 2,007 | - | 848 | - |
| 1981-82 | 2,184 | 8.8% | 1,061 | 25.1% |
| 1982-83 | 2,308 | 5.7% | 1,050 | -1.0% |
| 1983-84 | 2,443 | 5.8% | 1,094 | 4.2% |
| 1984-85 | 2,523 | 3.3% | 1,122 | 2.6% |
| 1985-86 | 2,709 | 7.4% | 1,180 | 5.2% |
| 1986-87 | 2,832 | 4.5% | 1,175 | -0.4% |
| 1987-88 | 3,079 | 8.7% | 1,295 | 10.2% |
| 1988-89 | 3,475 | 12.9% | 1,562 | 20.6% |
| 1989-90 | 3,563 | 2.5% | 1,671 | 7.0% |
| 1990-91 | 3,850 | 8.1% | 1,772 | 6.0% |
| 1991-92 | 3,993 | 3.7% | 1,782 | 0.6% |
| 1992-93 | 4,064 | 1.8% | 1,813 | 1.7% |

SUMMARY (continued)

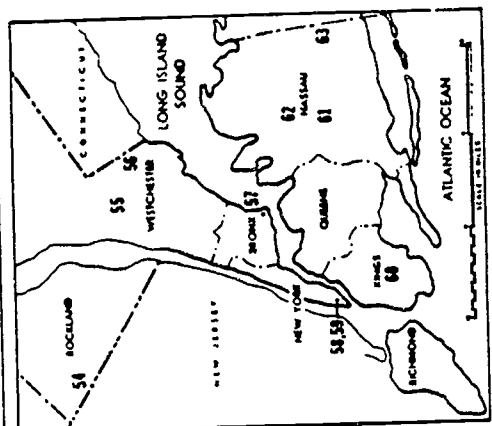
- Transportation
- Personal/other items

These items will vary the most in dollar size amongst students. Again, the amounts reported are those used to construct a student budget. The methodology used by each financial aid office to determine a student budget may vary from one year to the next. Therefore, for making comparisons, either year by year for a given institution, or in comparing two different institutions, one should look at costs in their totality as well as individual allowances.

Separate listings for each category are found in table 92/1529; totals of other student costs are in table 92/1530.



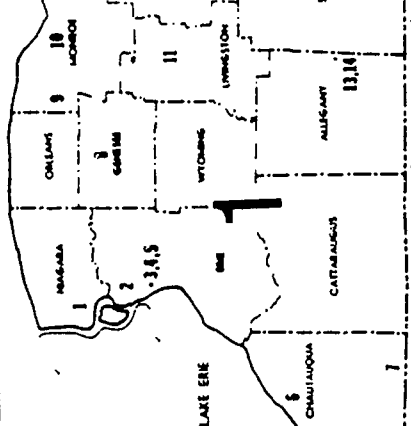
LOCATIONS of Institutions of the STATE UNIVERSITY OF NEW YORK



51 ROCKLAND
52 WESTCHESTER
53 STONYPOND
54 COLUMBIA
55
56
57
58
59
60
61
62
63
64
65
66
67
68
69
70
71
72
73
74
75
76
77
78
79
80
81
82
83
84
85
86
87
88
89
90
91
92
93
94
95
96
97
98
99
100


101
102
103
104
105
106
107
108
109
110
111
112
113
114
115
116
117
118
119
120
121
122
123
124
125
126
127
128
129
130
131
132
133
134
135
136
137
138
139
140
141
142
143
144
145
146
147
148
149
150
151
152
153
154
155
156
157
158
159
160
161
162
163
164
165
166
167
168
169
170
171
172
173
174
175
176
177
178
179
180
181
182
183
184
185
186
187
188
189
190
191
192
193
194
195
196
197
198
199
200

201
202
203
204
205
206
207
208
209
210
211
212
213
214
215
216
217
218
219
220
221
222
223
224
225
226
227
228
229
230
231
232
233
234
235
236
237
238
239
240
241
242
243
244
245
246
247
248
249
250
251
252
253
254
255
256
257
258
259
260
261
262
263
264
265
266
267
268
269
270
271
272
273
274
275
276
277
278
279
280
281
282
283
284
285
286
287
288
289
290
291
292
293
294
295
296
297
298
299
300



1 ALBANY
2 BINGHAMTON
3 BUFFALO
4 STONY BROOK
5
6
7
8
9
10
11
12
13
14
15
16
17
18
19
20
21
22
23
24
25
26
27
28
29
30
31
32
33
34
35
36
37
38
39
40
41
42
43
44
45
46
47
48
49
50
51
52
53
54
55
56
57
58
59
60
61
62
63
64
65
66
67
68
69
70
71
72
73
74
75
76
77
78
79
80
81
82
83
84
85
86
87
88
89
90
91
92
93
94
95
96
97
98
99
100

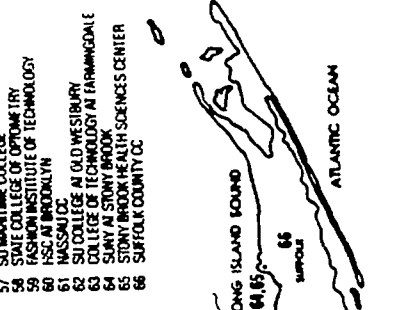
101
102
103
104
105
106
107
108
109
110
111
112
113
114
115
116
117
118
119
120
121
122
123
124
125
126
127
128
129
130
131
132
133
134
135
136
137
138
139
140
141
142
143
144
145
146
147
148
149
150
151
152
153
154
155
156
157
158
159
160
161
162
163
164
165
166
167
168
169
170
171
172
173
174
175
176
177
178
179
180
181
182
183
184
185
186
187
188
189
190
191
192
193
194
195
196
197
198
199
200



1 ALBANY
2 BINGHAMTON
3 BUFFALO
4 STONY BROOK
5
6
7
8
9
10
11
12
13
14
15
16
17
18
19
20
21
22
23
24
25
26
27
28
29
30
31
32
33
34
35
36
37
38
39
40
41
42
43
44
45
46
47
48
49
50
51
52
53
54
55
56
57
58
59
60
61
62
63
64
65
66
67
68
69
70
71
72
73
74
75
76
77
78
79
80
81
82
83
84
85
86
87
88
89
90
91
92
93
94
95
96
97
98
99
100

101
102
103
104
105
106
107
108
109
110
111
112
113
114
115
116
117
118
119
120
121
122
123
124
125
126
127
128
129
130
131
132
133
134
135
136
137
138
139
140
141
142
143
144
145
146
147
148
149
150
151
152
153
154
155
156
157
158
159
160
161
162
163
164
165
166
167
168
169
170
171
172
173
174
175
176
177
178
179
180
181
182
183
184
185
186
187
188
189
190
191
192
193
194
195
196
197
198
199
200

- INSTITUTIONS OF THE STATE UNIVERSITY OF NEW YORK (NUMERICAL LISTING)**
- 1 NAGARA COUNTY CC
 - 2 ERIE CC
 - 3 SUNY AT BUFFALO
 - 4 SUNY AT BUFFALO
 - 5 SUNY AT BUFFALO
 - 6 SUNY AT BUFFALO
 - 7 JAMESTOWN CC
 - 8 JAMESTOWN CC
 - 9 SUNY AT BROOKPORT
 - 10 MONROE CC
 - 11 SUNY COLLEGE AT GENESIO
 - 12 COMMUNITY COLLEGE OF THE FINGER LAKES
 - 13 COLLEGE OF CERAMICS
 - 14 COLLEGE OF TECHNOLOGY AT ALFRED
 - 15 CORNING CC
 - 16 SUNY COLLEGE OF AG & LIFE SCIENCES
 - 17 SUNY COLLEGE OF HUMAN ECOLOGY
 - 18 SUNY SCHOOL OF INDUSTRIAL LABOR RELATIONS
 - 19 SUNY SCHOOL OF VETERINARY MEDICINE
 - 20 SUNY AT BINGHAMTON
 - 21 BROOKING CC
 - 22 SUNY COLLEGE AT PORTLAND
 - 23 SUNY COLLEGE AT PORTLAND
 - 24 SUNY COLLEGE AT PORTLAND
 - 25 SUNY COLLEGE AT SYRACUSE
 - 26 ENVIRONMENTAL SCIENCE & FORESTRY
 - 27 ONONDAGA CC
 - 28 SUNY COLLEGE AT OSWEGO
 - 29 JEFFERSON CC
 - 30 COLLEGE OF TECHNOLOGY AT CANTON
 - 31 SUNY COLLEGE AT POTSDAM
 - 32 NORTH COUNTRY CC
 - 33 SUNY COLLEGE AT PLATTSBURGH
 - 34 CLINTON CC
 - 35 COLLEGE OF TECH & AG AT MORRISVILLE
 - 36 SUNY COLLEGE AT UTICA/ROME
 - 37 MOHAWK VALLEY CC
 - 38 HEERMAR COUNTY CC
 - 39 FULTON MONTGOMERY CC
 - 40 ADMONDON CC
 - 41 EMPIRE STATE COLLEGE
 - 42 SCHENECTADY COUNTY CC
 - 43 SUNY AT ALBANY
 - 44 HUDSON VALLEY CC
 - 45 COLLEGE OF TECH & AG AT COBLESKILL
 - 46 COLLEGE OF TECH & AG AT COBLESKILL
 - 47 COLLEGE OF TECHNOLOGY AT DELHI
 - 48 COLUMBIA GREEN CC
 - 49 SULLY COUNTY CC
 - 50 SUNY COLLEGE AT NEW PALTZ
 - 51 SUNY COLLEGE AT NEW PALTZ
 - 52 DUTCHESS CC
 - 53 ORANGE COUNTY CC
 - 54 ROCKLAND CC
 - 55 WESTCHESTER CC
 - 56 SUNY COLLEGE AT PURCHASE
 - 57 SUNY COLLEGE AT PURCHASE
 - 58 STATE COLLEGE OF OPTOMETRY
 - 59 FASHION INSTITUTE OF TECHNOLOGY
 - 60 FSC AT BROOKLYN
 - 61 MASSAUI CC
 - 62 SUNY COLLEGE AT OLD WESTBURY
 - 63 COLLEGE OF TECHNOLOGY AT FARMINGDALE
 - 64 SUNY AT STONY BROOK
 - 65 STONY BROOK HEALTH SCIENCES CENTER
 - 66 SUFFOLK COUNTY CC



COORDINATING AREAS
1 - WESTERN
2 - CENTRAL
3 - NORTHEASTERN
4 - SOUTHEASTERN

INSTITUTIONS OF THE STATE UNIVERSITY OF NEW YORK (BY INSTITUTIONAL TYPE)

UNIVERSITY CENTERS
ALBANY 43
BINGHAMTON 20
BUFFALO 5
STONY BROOK 64

UNIVERSITY COLLEGES
BROOKPORT 9
BUFFALO 5
CORTLAND 23
EMPIRE STATE 41
FREDONIA 6
GENESIO 11
HEERMAR 27
OLD WESTBURY 62
ORLEANS 46
OSWEGO 28
PLATTSBURGH 33
POTSDAM 31
PURCHASE 56

HEALTH SCIENCES CENTERS
BUFFALO 4
BROOKLYN 60
STONY BROOK 65
SYRACUSE 25


SPECIALIZED COLLEGES
ENVIRONMENTAL SC & FOR 26
MARITIME 57
OPTOMETRY 58
UTICA/ROME 36

STATUTORY COLLEGES
AG & LIFE SCIENCES 16
CERAMICS 13
HUMAN ECOLOGY 17
INDUST & LABOR RELATIONS 18
VETERINARY MEDICINE 19

COLLEGES OF TECH. AG.
ALFRED 14
CANTON 30
COBLESKILL 45
DELHI 47
FARMINGDALE 63
MORRISVILLE 35

COMMUNITY COLLEGES
ADMONDON 40
BROOKING 21
CANTON 34
CLINTON 34
COLUMBIA GREEN 46
CC OF THE FINGER LAKES 12
CORNING 15
HUMAN ECOLOGY 17
INDUST & LABOR RELATIONS 18
EMERSON 7
FASHION INSTITUTE 59

COMMUNITY COLLEGES
FULTON MONTGOMERY 39
GENESIO 8
HEERMAR COUNTY 38
HUDSON VALLEY 44
JAMESTOWN 7
JEFFERSON 28
KATONAH VALLEY 37
MONROE 30
MASSAUI 61
N. COUNTRY 1
NORTH COUNTRY 32
ONONDAGA 27
ORANGE COUNTY 53
ROCKLAND 56
SCHENECTADY COUNTY 42
SUFFOLK COUNTY 66
SULLY COUNTY 49
TOWNSHIPS-CORTLAND 22
UTICA/ROME 22
WESTCHESTER 55



INSTITUTIONS OF THE STATE UNIVERSITY OF NEW YORK (BY INSTITUTIONAL TYPE)

UNIVERSITY CENTERS
ALBANY 43
BINGHAMTON 20
BUFFALO 5
STONY BROOK 64

UNIVERSITY COLLEGES
BROOKPORT 9
BUFFALO 5
CORTLAND 23
EMPIRE STATE 41
FREDONIA 6
GENESIO 11
HEERMAR 27
OLD WESTBURY 62
ORLEANS 46
OSWEGO 28
PLATTSBURGH 33
POTSDAM 31
PURCHASE 56

HEALTH SCIENCES CENTERS
BUFFALO 4
BROOKLYN 60
STONY BROOK 65
SYRACUSE 25


SPECIALIZED COLLEGES
ENVIRONMENTAL SC & FOR 26
MARITIME 57
OPTOMETRY 58
UTICA/ROME 36

STATUTORY COLLEGES
AG & LIFE SCIENCES 16
CERAMICS 13
HUMAN ECOLOGY 17
INDUST & LABOR RELATIONS 18
VETERINARY MEDICINE 19

COLLEGES OF TECH. AG.
ALFRED 14
CANTON 30
COBLESKILL 45
DELHI 47
FARMINGDALE 63
MORRISVILLE 35

COMMUNITY COLLEGES
ADMONDON 40
BROOKING 21
CANTON 34
CLINTON 34
COLUMBIA GREEN 46
CC OF THE FINGER LAKES 12
CORNING 15
HUMAN ECOLOGY 17
INDUST & LABOR RELATIONS 18
EMERSON 7
FASHION INSTITUTE 59

COMMUNITY COLLEGES
FULTON MONTGOMERY 39
GENESIO 8
HEERMAR COUNTY 38
HUDSON VALLEY 44
JAMESTOWN 7
JEFFERSON 28
KATONAH VALLEY 37
MONROE 30
MASSAUI 61
N. COUNTRY 1
NORTH COUNTRY 32
ONONDAGA 27
ORANGE COUNTY 53
ROCKLAND 56
SCHENECTADY COUNTY 42
SUFFOLK COUNTY 66
SULLY COUNTY 49
TOWNSHIPS-CORTLAND 22
UTICA/ROME 22
WESTCHESTER 55



INSTITUTIONS OF THE STATE UNIVERSITY OF NEW YORK (BY INSTITUTIONAL TYPE)

UNIVERSITY CENTERS
ALBANY 43
BINGHAMTON 20
BUFFALO 5
STONY BROOK 64

UNIVERSITY COLLEGES
BROOKPORT 9
BUFFALO 5
CORTLAND 23
EMPIRE STATE 41
FREDONIA 6
GENESIO 11
HEERMAR 27
OLD WESTBURY 62
ORLEANS 46
OSWEGO 28
PLATTSBURGH 33
POTSDAM 31
PURCHASE 56

HEALTH SCIENCES CENTERS
BUFFALO 4
BROOKLYN 60
STONY BROOK 65
SYRACUSE 25


SPECIALIZED COLLEGES
ENVIRONMENTAL SC & FOR 26
MARITIME 57
OPTOMETRY 58
UTICA/ROME 36

STATUTORY COLLEGES
AG & LIFE SCIENCES 16
CERAMICS 13
HUMAN ECOLOGY 17
INDUST & LABOR RELATIONS 18
VETERINARY MEDICINE 19

COLLEGES OF TECH. AG.
ALFRED 14
CANTON 30
COBLESKILL 45
DELHI 47
FARMINGDALE 63
MORRISVILLE 35

COMMUNITY COLLEGES
ADMONDON 40
BROOKING 21
CANTON 34
CLINTON 34
COLUMBIA GREEN 46
CC OF THE FINGER LAKES 12
CORNING 15
HUMAN ECOLOGY 17
INDUST & LABOR RELATIONS 18
EMERSON 7
FASHION INSTITUTE 59

COMMUNITY COLLEGES
FULTON MONTGOMERY 39
GENESIO 8
HEERMAR COUNTY 38
HUDSON VALLEY 44
JAMESTOWN 7
JEFFERSON 28
KATONAH VALLEY 37
MONROE 30
MASSAUI 61
N. COUNTRY 1
NORTH COUNTRY 32
ONONDAGA 27
ORANGE COUNTY 53
ROCKLAND 56
SCHENECTADY COUNTY 42
SUFFOLK COUNTY 66
SULLY COUNTY 49
TOWNSHIPS-CORTLAND 22
UTICA/ROME 22
WESTCHESTER 55



INSTITUTIONS OF THE STATE UNIVERSITY OF NEW YORK (BY INSTITUTIONAL TYPE)

UNIVERSITY CENTERS
ALBANY 43
BINGHAMTON 20
BUFFALO 5
STONY BROOK 64

UNIVERSITY COLLEGES
BROOKPORT 9
BUFFALO 5
CORTLAND 23
EMPIRE STATE 41
FREDONIA 6
GENESIO 11
HEERMAR 27
OLD WESTBURY 62
ORLEANS 46
OSWEGO 28
PLATTSBURGH 33
POTSDAM 31
PURCHASE 56

HEALTH SCIENCES CENTERS
BUFFALO 4
BROOKLYN 60
STONY BROOK 65
SYRACUSE 25

SPECIALIZED COLLEGES
ENVIRONMENTAL SC & FOR 26
MARITIME 57
OPTOMETRY 58
UTICA/ROME 36

STATUTORY COLLEGES
AG & LIFE SCIENCES 16
CERAMICS 13
HUMAN ECOLOGY 17
INDUST & LABOR RELATIONS 18
VETERINARY MEDICINE 19

COLLEGES OF TECH. AG.
ALFRED 14
CANTON 30
COBLESKILL 45
DELHI 47
FARMINGDALE 63
MORRISVILLE 35

COMMUNITY COLLEGES
ADMONDON 40
BROOKING 21
CANTON 34
CLINTON 34
COLUMBIA GREEN 46
CC OF THE FINGER LAKES 12
CORNING 15
HUMAN ECOLOGY 17
INDUST & LABOR RELATIONS 18
EMERSON 7
FASHION INSTITUTE 59

COMMUNITY COLLEGES
FULTON MONTGOMERY 39
GENESIO 8
HEERMAR COUNTY 38
HUDSON VALLEY 44
JAMESTOWN 7
JEFFERSON 28
KATONAH VALLEY 37
MONROE 30
MASSAUI 61
N. COUNTRY 1
NORTH COUNTRY 32
ONONDAGA 27
ORANGE COUNTY 53
ROCKLAND 56
SCHENECTADY COUNTY 42
SUFFOLK COUNTY 66
SULLY COUNTY 49
TOWNSHIPS-CORTLAND 22
UTICA/ROME 22
WESTCHESTER 55

Central Staff Office of Institutional Research
Public Inquiries: 47-2611 (Ext. 1000)

Map: New York State Map Company, 17
New York State Department of Education

BEST COPY AVAILABLE

FOOTNOTES

^aOriginal constituent institutions of the State University of New York at its establishment in 1948.

^bDate of establishment as a state college or institution.

^cDate of incorporation into State University of New York.

^dAs of July 1, 1975, New York City Community College and the other community colleges (not shown here) sponsored by the New York City Board of Higher Education were no longer a part of the State University of New York.

NOTE: Dates preceding date indicated for establishment as a state college or institution refer to institutional antecedents of the present college or university. These may have been private institutions or controlled by a governmental entity other than the state. Intermediate institutional developments such as other college affiliation or date of first baccalaureate program offering have been omitted for the sake of brevity.

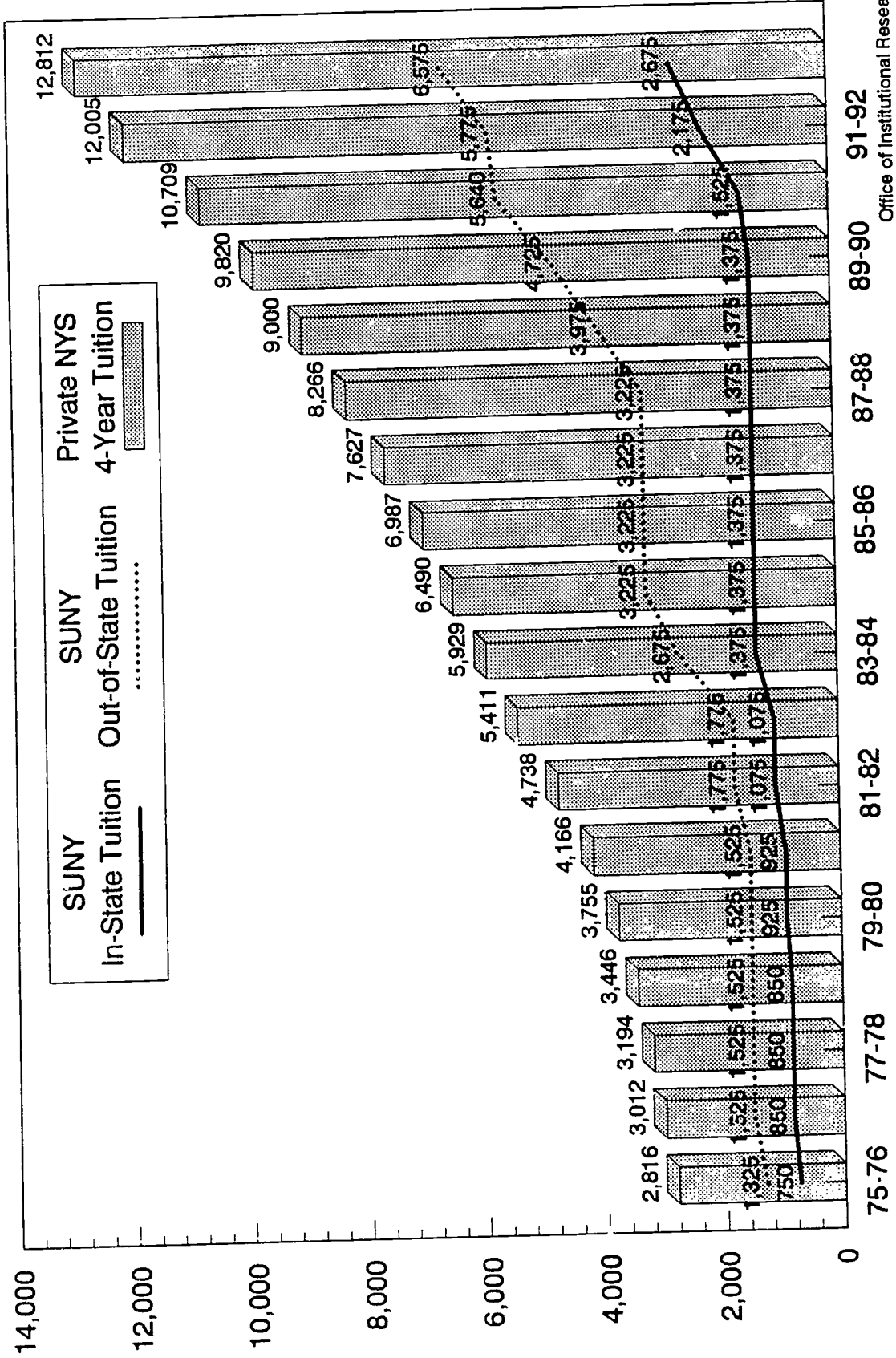
*The Health Sciences Centers at Buffalo and Stony Brook are shown separately here from their respective core campuses.

**PART I -- SUMMARY OF TUITION AND OTHER CHARGES:
1963-64 THROUGH 1992-93**

New York State Full-Time Undergraduate Tuition at Four Year Colleges

Independents Compared to SUNY/State-Operated Colleges

1975-76 Through 1992-93



G92-16
SEJ
December 30, 1992

Data for private NYS colleges based on average tuition at 50 colleges as reported to N.Y.S.E.D. and in various "College Cost Book" editions published by the College Board.

Office of Institutional Research
Central Administration
State University of New York

TRENDS IN STUDENT TUITION by PROGRAM LEVEL and OTHER CHARGES
STATE UNIVERSITY OF NEW YORK
STATE--OPERATED INSTITUTIONS, PRE--SEPTEMBER 1963 TO 1992--93

| TYPE OF CHARGE | Pre-- Sept 1963 | 1963--64 to 1970--71 | | 1971--72 | | 1972--73 to 1975--76 | | 1976--77 | | 1977--78 | |
|-----------------------------------|---|--------------------------------|-------------------------------|--------------------------------|-------------------------------|--------------------------------|-------------------------------|--------------------------------|-------------------------------|--------------------------------|-------------------------------|
| | | New York State Residents | Out--of State Residents | New York State Residents | Out--of State Residents | New York State Residents | Out--of State Residents | New York State Residents | Out--of State Residents | New York State Residents | Out--of State Residents |
| Undergraduate tuition | | | | | | | | | | | |
| Full--time (per year) | | 400.00 | 600.00 | 550.00 | 900.00 | 650.00 | 1,075.00 | 750.00 | 1,200.00 | 750.00 | 1,200.00 |
| Lower Division | | 400.00 | 600.00 | 550.00 | 900.00 | 800.00 | 1,300.00 | 900.00 | 1,500.00 | 900.00 | 1,500.00 |
| Upper Division | | | | | | | | | | | |
| Part--time (per semester hour) | No uniform policy-- free tuition and variable fee charges depending on program | 13.50 | 20.00 | 18.50 | 30.00 | 21.50 | 35.75 | 25.00 | 40.00 | 25.00 | 40.00 |
| Lower Division | | 13.50 | 20.00 | 18.50 | 30.50 | 26.75 | 43.50 | 30.00 | 50.00 | 30.00 | 50.00 |
| Upper Division | | | | | | | | | | | |
| Graduate tuition | | 600.00 | 600.00 | 800.00 | 1,000.00 | 1,200.00 | 1,500.00 | 1,400.00 | 1,800.00 | 1,400.00 | 1,800.00 |
| Full--time (per year) | | 20.00 | 20.00 | 27.00 | 33.50 | 40.00 | 50.00 | 58.50 | 75.00 | 58.50 | 75.00 |
| Part--time (per semester hour) | | | | | | | | | | | |
| First Professional tuition | | | | | | | | | | | |
| Law | | 800.00 | 1,000.00 | 1,200.00 | 1,500.00 | 1,600.00 | 2,000.00 | 2,000.00 | 3,000.00 | 2,000.00 | 3,000.00 |
| Full--time (per year) | | 27.00 | 33.50 | 40.50 | 50.25 | 53.50 | 66.75 | 83.50 | 125.00 | 83.50 | 125.00 |
| Part--time (per semester hour) | | | | | | | | | | | |
| Pharmacy | | 800.00 | 1,000.00 | 1,200.00 | 1,500.00 | 1,600.00 | 2,000.00 | 2,000.00 | 3,000.00 | 2,000.00 | 3,000.00 |
| Full--time (per year) | | 27.00 | 33.50 | 40.50 | 50.25 | 53.50 | 66.75 | 83.50 | 125.00 | 83.50 | 125.00 |
| Part--time (per semester hour) | | | | | | | | | | | |
| Medicine, Dentistry and Optometry | | 800.00 | 1,000.00 | 1,200.00 | 1,500.00 | 1,600.00 | 2,000.00 | 2,200.00 | 3,200.00 | 3,000.00 | 4,400.00 |
| Full--time (per year) | | 27.00 | 33.50 | 40.50 | 50.25 | 53.50 | 66.75 | 91.75 | 133.50 | 125.00 | 183.00 |
| Part--time (per semester hour) | | | | | | | | | | | |
| Fees (academic year, F/T student) | - | ⊕ | ⊕ | 25.00 | 25.00 | 25.00 | 25.00 | 25.00 | 25.00 | 25.00 | 25.00 |
| Room (standard double dorm room) | ⊕ | ⊕ | ⊕ | 550.00 | 550.00 | 650.00 | 650.00 | 750.00 | 750.00 | 750.00 | 750.00 |
| Board (Average 7--day plan) | ⊕ | ⊕ | ⊕ | 600.00 | 600.00 | 720.00 | 720.00 | 790.00 | 790.00 | 815.00 | 815.00 |

⊕ An Average was not computed for this period

SEE NOTES ON LAST PAGE OF TABLE

Central Administration
Office of Institutional Research
State University of New York

92/1403 - 1
SEJ
October 14, 1992

TRENDS IN STUDENT TUITION by PROGRAM LEVEL and OTHER CHARGES
STATE UNIVERSITY OF NEW YORK
STATE-OPERATED INSTITUTIONS, PRE-SEPTEMBER 1963 TO 1992-93

| TYPE OF CHARGE | 1978-79 | | 1979-80 | | 1980-81 | | 1981-82 | | 1982-83 | |
|-----------------------------------|--------------------------|------------------------|--------------------------|------------------------|--------------------------|------------------------|--------------------------|------------------------|--------------------------|------------------------|
| | New York State Residents | Out-of-State Residents | New York State Residents | Out-of-State Residents | New York State Residents | Out-of-State Residents | New York State Residents | Out-of-State Residents | New York State Residents | Out-of-State Residents |
| Undergraduate tuition | | | | | | | | | | |
| Full-time (per year) | 750.00 | 1,200.00 | 900.00 | 1,500.00 | 900.00 | 1,500.00 | 1,050.00 | 1,750.00 | 1,050.00 | 1,750.00 |
| Lower Division | 900.00 | 1,500.00 | 900.00 | 1,500.00 | 900.00 | 1,500.00 | 1,050.00 | 1,750.00 | 1,050.00 | 1,750.00 |
| Upper Division | | | | | | | | | | |
| Part-time (per semester hour) | 25.00 | 40.00 | 30.00 | 50.00 | 30.00 | 50.00 | 35.00 | 58.50 | 35.00 | 58.50 |
| Lower Division | 30.00 | 50.00 | 30.00 | 50.00 | 30.00 | 50.00 | 35.00 | 58.50 | 35.00 | 58.50 |
| Upper Division | | | | | | | | | | |
| Graduate tuition | | | | | | | | | | |
| Full-time (per year) | 1,400.00 | 1,800.00 | 1,400.00 | 1,800.00 | 1,400.00 | 1,800.00 | 1,700.00 | 2,185.00 | 1,700.00 | 2,185.00 |
| Part-time (per semester hour) | 58.50 | 75.00 | 58.50 | 75.00 | 58.50 | 75.00 | 71.00 | 91.50 | 71.00 | 91.50 |
| First Professional tuition | | | | | | | | | | |
| Law | | | | | | | | | | |
| Full-time (per year) | 2,000.00 | 3,000.00 | 2,200.00 | 3,300.00 | 2,200.00 | 3,300.00 | 2,500.00 | 3,750.00 | 2,500.00 | 3,750.00 |
| Part-time (per semester hour) | 83.50 | 125.00 | 91.75 | 137.50 | 91.75 | 137.50 | 104.50 | 156.50 | 104.50 | 156.50 |
| Pharmacy | | | | | | | | | | |
| Full-time (per year) | 2,000.00 | 3,000.00 | 2,200.00 | 3,000.00 | 2,000.00 | 3,000.00 | 2,300.00 | 3,450.00 | 2,300.00 | 3,450.00 |
| Part-time (per semester hour) | 83.50 | 125.00 | 83.50 | 125.00 | 83.50 | 125.00 | 96.00 | 144.00 | 96.00 | 144.00 |
| Medicine, Dentistry and Optometry | | | | | | | | | | |
| Full-time (per year) | 3,000.00 | 4,400.00 | 3,300.00 | 4,840.00 | 3,300.00 | 4,840.00 | 4,300.00 | 6,300.00 | 4,300.00 | 6,300.00 |
| Part-time (per semester hour) | 125.00 | 183.00 | 137.50 | 201.75 | 137.50 | 201.75 | 179.50 | 262.50 | 179.50 | 262.50 |
| Fees (academic year, F/T student) | 25.00 | 25.00 | 25.00 | 25.00 | 25.00 | 25.00 | 25.00 | 25.00 | 25.00 | 25.00 |
| Room (standard double dorm room) | 750.00 | 750.00 | 800.00 | 800.00 | 800.00 | 950.00 | 1,100.00 | 1,100.00 | 1,250.00 | 1,250.00 |
| Board (Average 7-day plan) | 840.00 | 840.00 | 903.00 | 903.00 | 903.00 | 966.50 | 1,058.00 | 1,058.00 | 1,129.00 | 1,129.00 |

Central Administration
Office of Institutional Research
State University of New York

SEE NOTES ON LAST PAGE OF TABLE

92/1403-2
SEJ
October 14, 1992

TRENDS IN STUDENT TUITION by PROGRAM LEVEL and OTHER CHARGES
STATE UNIVERSITY OF NEW YORK
STATE--OPERATED INSTITUTIONS, PRE--SEPTEMBER 1963 TO 1992--93

| TYPE OF CHARGE | 1983-84 | | 1984-85 | | 1985-86 | | 1986-87 | | 1987-88 | |
|-----------------------------------|--------------------------|------------------------|--------------------------|------------------------|--------------------------|------------------------|--------------------------|------------------------|--------------------------|------------------------|
| | New York State Residents | Out-of-State Residents | New York State Residents | Out-of-State Residents | New York State Residents | Out-of-State Residents | New York State Residents | Out-of-State Residents | New York State Residents | Out-of-State Residents |
| Undergraduate tuition | 1,350.00 | 2,650.00 | 1,350.00 | 3,200.00 | 1,350.00 | 3,200.00 | 1,350.00 | 3,200.00 | 1,350.00 | 3,200.00 |
| Full-time (per year) | 45.00 | 88.50 | 45.00 | 107.00 | 45.00 | 107.00 | 45.00 | 107.00 | 45.00 | 107.00 |
| Part-time (per semester hour) | | | | | | | | | | |
| Graduate tuition | 2,150.00 | 3,185.00 | 2,150.00 | 3,735.00 | 2,150.00 | 3,735.00 | 2,150.00 | 3,735.00 | 2,150.00 | 3,735.00 |
| Full-time (per year) | 90.00 | 133.00 | 90.00 | 156.00 | 90.00 | 156.00 | 90.00 | 156.00 | 90.00 | 156.00 |
| Part-time (per semester hour) | | | | | | | | | | |
| First Professional tuition | | | | | | | | | | |
| Law | 3,150.00 | 4,750.00 | 3,150.00 | 5,300.00 | 3,150.00 | 5,300.00 | 3,150.00 | 5,300.00 | 3,150.00 | 5,300.00 |
| Full-time (per year) | 131.50 | 198.00 | 131.50 | 221.00 | 131.50 | 221.00 | 131.50 | 221.00 | 131.50 | 221.00 |
| Part-time (per semester hour) | | | | | | | | | | |
| Pharmacy | 2,950.00 | 4,450.00 | 2,950.00 | 5,000.00 | 2,950.00 | 5,000.00 | 2,950.00 | 5,000.00 | 2,950.00 | 5,000.00 |
| Full-time (per year) | 123.00 | 185.50 | 123.00 | 208.50 | 123.00 | 208.50 | 123.00 | 208.50 | 123.00 | 208.50 |
| Part-time (per semester hour) | | | | | | | | | | |
| Medicine, Dentistry and Optometry | 5,550.00 | 8,300.00 | 5,550.00 | 8,850.00 | 5,550.00 | 8,850.00 | 5,550.00 | 8,850.00 | 5,550.00 | 8,850.00 |
| Full-time (per year) | 231.50 | 346.00 | 231.50 | 369.00 | 231.50 | 369.00 | 231.50 | 369.50 | 231.50 | 369.50 |
| Part-time (per semester hour) | | | | | | | | | | |
| Fees (academic year, F/T student) | 25.00 | 25.00 | 25.00 | 25.00 | 25.00 | 25.00 | 25.00 | 25.00 | 25.00 | 25.00 |
| Room (standard double dorm room) | 1,400.00 | 1,400.00 | 1,550.00 | 1,550.00 | 1,500.00 | 1,500.00 | 1,652.00 | 1,652.00 | 1,780.00 | 1,780.00 |
| Board (Average 7-day plan) | 1,190.50 | 1,190.50 | 1,263.50 | 1,263.50 | 1,297.00 | 1,297.00 | 1,345.00 | 1,345.00 | 1,394.00 | 1,394.00 |

Central Administration
Office of Institutional Research
State University of New York

SEE NOTES ON LAST PAGE OF TABLE

92/1403-3
SEJ
October 14, 1992



TRENDS IN STUDENT TUITION by PROGRAM LEVEL and OTHER CHARGES
STATE UNIVERSITY OF NEW YORK
STATE-OPERATED INSTITUTIONS, PRE-SEPTEMBER 1963 TO 1992-93

| TYPE OF CHARGE | 1988-89 | | | | | | 1989-90 | | | | | | Annualized 1990-91 Rates (reflects a mid-year increase) | | | | | |
|-----------------------------------|--------------------------|------------------------|--------------------------|------------------------|--------------------------|------------------------|--------------------------|------------------------|--------------------------|------------------------|--------------------------|------------------------|--|------------------------|-------------|-------------|--------------------------|------------------------|
| | New York State Residents | | Out-of-State Residents | | New York State Residents | | Out-of-State Residents | | New York State Residents | | Out-of-State Residents | | Fall 1990 | | Spring 1991 | | Actual 1990-91 | |
| | New York State Residents | Out-of-State Residents | New York State Residents | Out-of-State Residents | New York State Residents | Out-of-State Residents | New York State Residents | Out-of-State Residents | New York State Residents | Out-of-State Residents | New York State Residents | Out-of-State Residents | New York State Residents | Out-of-State Residents | Fall 1990 | Spring 1991 | New York State Residents | Out-of-State Residents |
| Undergraduate tuition | 1,350.00 | 3,950.00 | 1,350.00 | 4,700.00 | 1,350.00 | 4,700.00 | 1,350.00 | 4,700.00 | 1,650.00 | 5,000.00 | 1,650.00 | 5,000.00 | 1,500.00 | 4,850.00 | | | 1,500.00 | 4,850.00 |
| Full-time (per year) | 45.00 | 132.00 | 45.00 | 157.00 | 45.00 | 157.00 | 45.00 | 157.00 | 57.50 | 169.50 | 57.50 | 169.50 | | | | | | |
| Part-time (per semester hour) | | | | | | | | | | | | | | | | | | |
| Graduate tuition | 2,150.00 | 4,600.00 | 2,150.00 | 5,465.00 | 2,150.00 | 5,465.00 | 2,150.00 | 5,465.00 | 2,450.00 | 5,765.00 | 2,450.00 | 5,765.00 | 2,300.00 | 5,615.00 | | | 2,300.00 | 5,615.00 |
| Full-time (per year) | 90.00 | 192.00 | 90.00 | 230.00 | 90.00 | 230.00 | 90.00 | 230.00 | 102.50 | 242.50 | 102.50 | 242.50 | | | | | | |
| Part-time (per semester hour) | | | | | | | | | | | | | | | | | | |
| First Professional tuition | | | | | | | | | | | | | | | | | | |
| Law | | | | | | | | | | | | | | | | | | |
| Full-time (per year) | 3,150.00 | 6,550.00 | 3,150.00 | 7,800.00 | 3,150.00 | 7,800.00 | 3,150.00 | 7,800.00 | 3,450.00 | 8,100.00 | 3,450.00 | 8,100.00 | 3,300.00 | 7,950.00 | | | 3,300.00 | 7,950.00 |
| Part-time (per semester hour) | 131.50 | 273.00 | 131.50 | 325.00 | 131.50 | 325.00 | 131.50 | 325.00 | 144.00 | 337.50 | 144.00 | 337.50 | | | | | | |
| Pharmacy | | | | | | | | | | | | | | | | | | |
| Full-time (per year) | 2,950.00 | 6,200.00 | 2,950.00 | 7,400.00 | 2,950.00 | 7,400.00 | 2,950.00 | 7,400.00 | 3,250.00 | 7,700.00 | 3,250.00 | 7,700.00 | 3,100.00 | 7,550.00 | | | 3,100.00 | 7,550.00 |
| Part-time (per semester hour) | 123.00 | 258.50 | 123.00 | 310.00 | 123.00 | 310.00 | 123.00 | 310.00 | 135.50 | 322.50 | 135.50 | 322.50 | | | | | | |
| Medicine, Dentistry and Optometry | | | | | | | | | | | | | | | | | | |
| Full-time (per year) | 5,550.00 | 10,900.00 | 5,550.00 | 12,950.00 | 5,550.00 | 12,950.00 | 5,550.00 | 12,950.00 | 5,850.00 | 13,250.00 | 5,850.00 | 13,250.00 | 5,700.00 | 13,100.00 | | | 5,700.00 | 13,100.00 |
| Part-time (per semester hour) | 231.50 | 454.00 | 231.50 | 540.00 | 231.50 | 540.00 | 231.50 | 540.00 | 244.00 | 552.50 | 244.00 | 552.50 | | | | | | |
| Fees (academic year, F/T student) | 25.00 | 25.00 | 25.00 | 25.00 | 25.00 | 25.00 | 25.00 | 25.00 | 25.00 | 25.00 | 25.00 | 25.00 | 25.00 | 25.00 | | | 25.00 | 25.00 |
| Room (standard double dorm room) | 1,896.00 | 1,896.00 | 2,015.00 | 2,015.00 | 2,015.00 | 2,015.00 | 2,015.00 | 2,015.00 | 2,150.00 | 2,150.00 | 2,150.00 | 2,150.00 | 2,150.00 | 2,150.00 | | | 2,150.00 | 2,150.00 |
| Board (Average 7-day plan) | 1,438.00 | 1,438.00 | 1,493.00 | 1,493.00 | 1,493.00 | 1,493.00 | 1,493.00 | 1,493.00 | 1,563.00 | 1,563.00 | 1,563.00 | 1,563.00 | 1,563.00 | 1,563.00 | | | 1,563.00 | 1,563.00 |

SEE NOTES ON LAST PAGE OF TABLE

Central Administration
Office of Institutional Research
State University of New York



TRENDS IN STUDENT TUITION by PROGRAM LEVEL and OTHER CHARGES
STATE UNIVERSITY OF NEW YORK
STATE --OPERATED INSTITUTIONS, PRE--SEPTEMBER 1963 TO 1992--93

| TYPE OF CHARGE | 1991-92 | | 1992-93 | |
|-----------------------------------|--------------------------|------------------------|--------------------------|------------------------|
| | New York State Residents | Out-of-State Residents | New York State Residents | Out-of-State Residents |
| Undergraduate tuition | | | | |
| Full-time (per year) | 2,150.00 | 5,750.00 | 2,650.00 | 6,550.00 |
| Part-time (per semester hour) | 90.00 | 240.00 | 105.00 | 274.00 |
| Graduate tuition | | | | |
| Full-time (per year) | 3,200.00 | 6,516.00 | 4,000.00 | 7,316.00 |
| Part-time (per semester hour) | 134.00 | 274.00 | 168.00 | 308.00 |
| First Professional tuition | | | | |
| Law | | | | |
| Full-time (per year) | 4,200.00 | 8,850.00 | 5,000.00 | 9,650.00 |
| Part-time (per semester hour) | 175.00 | 369.00 | 209.00 | 403.00 |
| Pharmacy | | | | |
| Full-time (per year) | 4,000.00 | 8,450.00 | 4,800.00 | 9,250.00 |
| Part-time (per semester hour) | 167.00 | 354.00 | 201.00 | 388.00 |
| Medicine, Dentistry and Optometry | | | | |
| Full-time (per year) | 7,100.00 | 15,750.00 | 8,450.00 | 17,100.00 |
| Part-time (per semester hour) | 296.00 | 656.00 | 348.00 | 708.00 |
| Fees (academic year, F/T student) | 25.00 | 25.00 | 25.00 | 25.00 |
| Room (standard double dorm room) | 2,342.00 | 2,342.00 | 2,487.00 | 2,487.00 |
| Board (Average 7-day plan) | 1,680.00 | 1,680.00 | 1,756.00 | 1,756.00 |

NOTES:

1. All costs exclude the Statutory Colleges at Cornell and Alfred; Forestry is excluded from room and board charges shown.
2. Tuition charges for Optometry (O.D. program) were calculated the same as Law and Pharmacy prior to 1977-78.
3. Fees: the figures shown are the college fee for a full-time student. Additionally, students pay a student activity fee which varies from campus to campus.
4. Room: The figures shown are the average costs for a standard double room.
5. Board: Not all campuses have meal plans; several plans are available at those campuses that do offer meal plans. The figures shown represent an average for a seven-day plan.

Central Administration
Office of Institutional Research
State University of New York

92/1403-5
SEJ
October 14, 1992

27

20

Summary of Tuition Charges per Academic Year

1963-64 through 1992-93

State University of New York -- State Operated Institutions

| Academic Year | Time Period (years) | NYS Resident Tuition | | Non-Resident Tuition | | Ratio of Non-Resident Rate to Resident Tuition Rate | |
|------------------|---------------------|----------------------|----------|----------------------|----------|---|----------|
| | | Under-graduate | Graduate | Under-graduate | Graduate | Under-graduate | Graduate |
| 1963/64 to 70/71 | 8 | 400 | 600 | 600 | 600 | 1.50 | 1.00 |
| 1971/72 | 1 | 550 | 800 | 900 | 1,000 | 1.64 | 1.25 |
| 1972/73 to 75/76 | 4 | 800 | 1,200 | 1,300 | 1,500 | 1.63 | 1.25 |
| 1976/77 to 80/81 | 5 | 900 | 1,400 | 1,500 | 1,800 | 1.67 | 1.29 |
| 1981/82 to 82/83 | 2 | 1,050 | 1,700 | 1,750 | 2,185 | 1.67 | 1.29 |
| 1983/84 | 1 | 1,350 | 2,150 | 2,650 | 3,185 | 1.96 | 1.48 |
| 1984/85 to 87/88 | 4 | 1,350 | 2,150 | 3,200 | 3,735 | 2.37 | 1.74 |
| 1988/89 | 1 | 1,350 | 2,150 | 3,950 | 4,600 | 2.93 | 2.14 |
| 1989/90 | 1 | 1,350 | 2,150 | 4,700 | 5,465 | 3.48 | 2.54 |
| 1990/91 | 1 | 1,500 | 2,300 | 4,850 | 5,615 | 3.23 | 2.44 |
| 1991/92 | 1 | 2,150 | 3,200 | 5,750 | 6,516 | 2.67 | 2.04 |
| 1992/93 | 1 | 2,650 | 4,000 | 6,550 | 7,316 | 2.47 | 1.83 |

Notes:

From 1972-73 through 1978-79, there was a tuition differential between Lower Division and Upper Division students; the Upper Division tuition rate was used for all years on this table.

The tuition rate was increased at mid-year during 1990-91; the rate shown here is the sum of the rate charged for the fall semester and the rate charged for the spring semester.

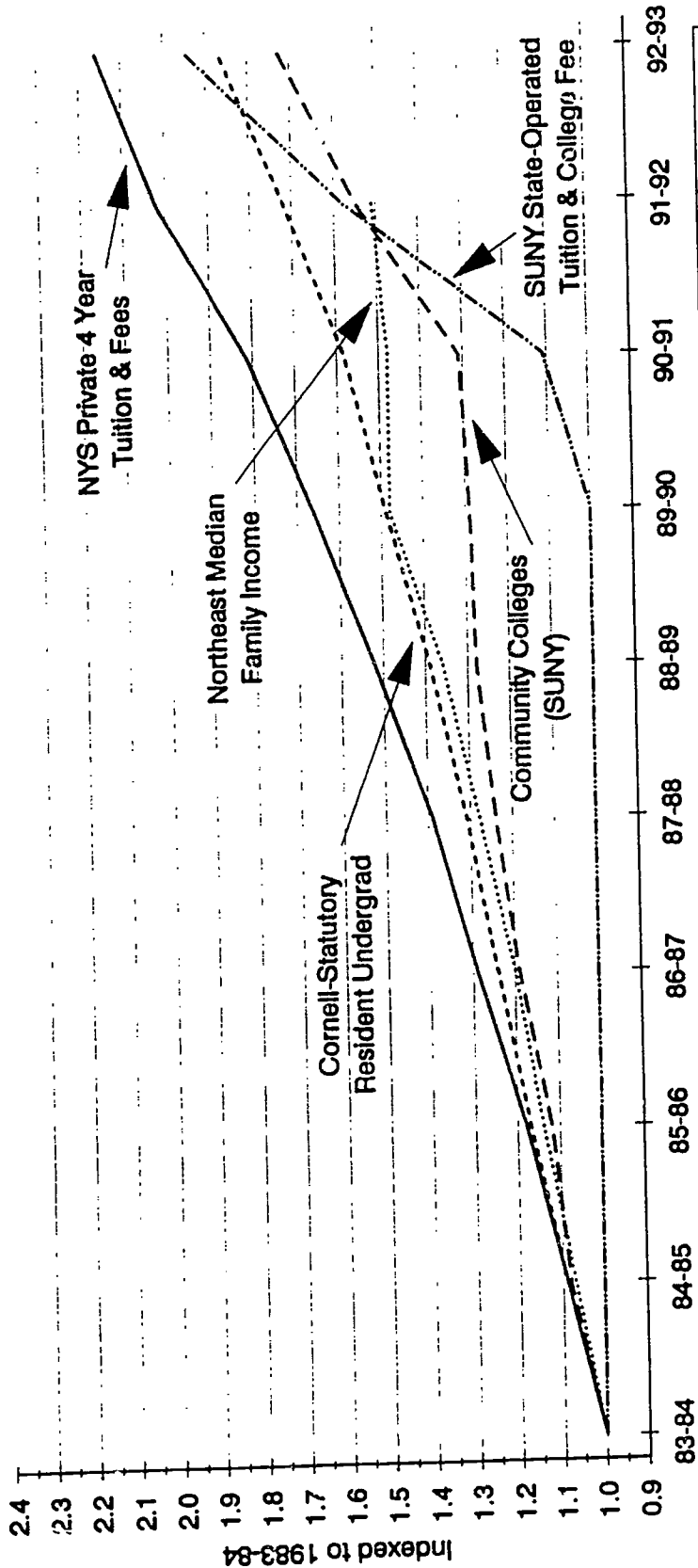
The Statutory Colleges and the Community Colleges are excluded from this table.

93/10
SEJ
January 7, 1993

Office of Institutional Research
Central Administration
State University of New York

**PART II -- TRENDS IN STUDENT CHARGES AND COSTS:
1980-81 THROUGH 1992-93**

**SUNY State-Operated, Community College, Cornell Statutory and
NYS Private 4-Year Tuition Compared to Median Family Income**
Undergraduate Students, 1983-84 to 1992-93, Indexed to 1983-84



| Actual Values | 83-84 | 84-85 | 85-86 | 86-87 | 87-88 | 88-89 | 89-90 | 90-91 | 91-92 | 92-93 |
|--------------------------------|--------|-------|--------|--------|--------|--------|--------|-------|-------|-------|
| NYS Private 4 Year | 5,929 | | 6,987 | 8,266 | 9,820 | 12,005 | 12,812 | | | |
| Cornell-Statutory Undergrad | 3,740 | | 4,360 | 4,882 | 5,570 | 6,450 | 7,000 | | | |
| * Northeast U.S. Median Income | 26,716 | | 30,544 | 34,270 | 39,484 | 40,265 | n.a. | | | |
| SUNY Community Colleges | 1,029 | | 1,153 | 1,279 | 1,328 | 1,592 | 1,780 | | | |
| SUNY State-Operated | 1,375 | | 1,375 | 1,375 | 1,375 | 2,175 | 2,675 | | | |

* Source: Bureau of the Census, Unpublished Data

Office of Institutional Research
Central Administration
State University of New York

G93/04

SEJ

January 29, 1993



**Trends in Tuition and Required Fees at the State University of New York
Per Academic Year for Full-time Students: 1980 - 81 through 1992 - 93**

| Academic Year | Full-time Undergraduate Students | | | | | | | Full time Graduate Students | | | | | | |
|--|----------------------------------|--------------|-------------|--------------|------------|----------------|--------------|-----------------------------|--------------|-------------|--------------|------------|----------------|--------------|
| | TUITION | | FEES | | | Tuition + Fees | | TUITION | | FEES | | | Tuition + Fees | |
| | In State | Out of State | College Fee | Activity Fee | Other Fees | In State | Out of State | In State | Out of State | College Fee | Activity Fee | Other Fees | In State | Out of State |
| State University Average | | | | | | | | | | | | | | |
| 1980-81 | 933 | 1,678 | 25 | 69 | 24 | 1,015 | 1,759 | 1,694 | 2,030 | 25 | 54 | - | 1,740 | 2,076 |
| 1981-82 | 1,047 | 1,856 | 25 | 70 | 29 | 1,132 | 1,942 | 2,034 | 2,442 | 25 | 59 | - | 2,082 | 2,490 |
| 1982-83 | 1,108 | 2,035 | 25 | 73 | 24 | 1,196 | 2,123 | 2,136 | 2,544 | 25 | 61 | - | 2,185 | 2,593 |
| 1983-84 | 1,325 | 2,637 | 25 | 75 | 24 | 1,416 | 2,728 | 2,584 | 3,443 | 25 | 66 | - | 2,635 | 3,494 |
| 1984-85 | 1,382 | 3,014 | 25 | 78 | 23 | 1,475 | 3,108 | 2,659 | 3,980 | 25 | 71 | - | 2,711 | 4,032 |
| 1985-86 | 1,422 | 3,030 | 25 | 84 | 21 | 1,519 | 3,127 | 2,690 | 4,006 | 25 | 76 | - | 2,750 | 4,066 |
| 1986-87 | 1,475 | 3,125 | 25 | 86 | 30 | 1,584 | 3,233 | 2,751 | 4,071 | 25 | 73 | 17 | 2,816 | 4,136 |
| 1987-88 | 1,518 | 3,193 | 25 | 88 | 38 | 1,631 | 3,307 | 2,808 | 4,138 | 25 | 80 | 45 | 2,880 | 4,210 |
| 1988-89 | 1,556 | 3,604 | 25 | 89 | 31 | 1,669 | 3,717 | 2,908 | 4,871 | 25 | 67 | 20 | 2,972 | 4,936 |
| 1989-90 | 1,588 | 4,035 | 25 | 86 | 43 | 1,709 | 4,157 | 2,967 | 5,630 | 25 | 67 | 34 | 3,041 | 5,704 |
| 1990-91 | 1,689 | 4,180 | 25 | 94 | 41 | 1,822 | 4,314 | 3,145 | 5,823 | 25 | 79 | 35 | 3,233 | 5,912 |
| 1991-92 | 2,135 | 4,886 | 25 | 97 | 85 | 2,315 | 5,067 | 3,983 | 6,706 | 25 | 77 | 102 | 4,128 | 6,852 |
| 1992-93 | 2,487 | 5,506 | 25 | 102 | 96 | 2,681 | 5,700 | 4,778 | 7,502 | 25 | 78 | 112 | 4,933 | 7,657 |
| State Operated Institutions (Average) | | | | | | | | | | | | | | |
| 1980-81 | 900 | 1,500 | 25 | 74 | 48 | 1,004 | 1,604 | 1,400 | 1,800 | 25 | 54 | - | 1,458 | 1,858 |
| 1981-82 | 1,050 | 1,750 | 25 | 76 | 78 | 1,159 | 1,859 | 1,700 | 2,185 | 25 | 59 | - | 1,760 | 2,245 |
| 1982-83 | 1,050 | 1,750 | 25 | 79 | 41 | 1,162 | 1,862 | 1,700 | 2,185 | 25 | 61 | - | 1,761 | 2,246 |
| 1983-84 | 1,350 | 2,650 | 25 | 84 | 43 | 1,467 | 2,767 | 2,150 | 3,185 | 25 | 66 | - | 2,213 | 3,248 |
| 1984-85 | 1,350 | 3,200 | 25 | 87 | 46 | 1,467 | 3,317 | 2,150 | 3,735 | 25 | 71 | - | 2,214 | 3,799 |
| 1985-86 | 1,350 | 3,200 | 25 | 95 | 25 | 1,472 | 3,322 | 2,150 | 3,735 | 25 | 70 | - | 2,220 | 3,805 |
| 1986-87 | 1,350 | 3,200 | 25 | 97 | 34 | 1,483 | 3,333 | 2,150 | 3,735 | 25 | 68 | 17 | 2,226 | 3,811 |
| 1987-88 | 1,350 | 3,200 | 25 | 100 | 53 | 1,490 | 3,340 | 2,150 | 3,735 | 25 | 76 | 45 | 2,235 | 3,820 |
| 1988-89 | 1,350 | 3,950 | 25 | 102 | 53 | 1,489 | 4,089 | 2,150 | 4,600 | 25 | 80 | 20 | 2,228 | 4,678 |
| 1989-90 | 1,350 | 4,700 | 25 | 93 | 74 | 1,503 | 4,853 | 2,150 | 5,465 | 25 | 70 | 34 | 2,230 | 5,545 |
| 1990-91 | 1,500 | 4,850 | 25 | 103 | 60 | 1,664 | 5,014 | 2,300 | 5,615 | 25 | 79 | 35 | 2,391 | 5,706 |
| 1991-92 | 2,150 | 5,750 | 25 | 104 | 131 | 2,405 | 6,005 | 3,200 | 6,516 | 25 | 77 | 102 | 3,364 | 6,680 |
| 1992-93 | 2,650 | 6,550 | 25 | 107 | 147 | 2,924 | 6,824 | 4,000 | 7,316 | 25 | 79 | 111 | 4,177 | 7,493 |
| University Centers (Average) | | | | | | | | | | | | | | |
| 1980-81 | 900 | 1,500 | 25 | 81 | - | 1,006 | 1,606 | 1,400 | 1,800 | 25 | 24 | - | 1,443 | 1,843 |
| 1981-82 | 1,050 | 1,750 | 25 | 76 | - | 1,151 | 1,851 | 1,700 | 2,185 | 25 | 29 | - | 1,747 | 2,232 |
| 1982-83 | 1,050 | 1,750 | 25 | 84 | - | 1,159 | 1,859 | 1,700 | 2,185 | 25 | 35 | - | 1,751 | 2,236 |
| 1983-84 | 1,350 | 2,650 | 25 | 96 | - | 1,471 | 2,771 | 2,150 | 3,185 | 25 | 39 | - | 2,204 | 3,239 |
| 1984-85 | 1,350 | 3,200 | 25 | 99 | - | 1,474 | 3,324 | 2,150 | 3,735 | 25 | 39 | - | 2,204 | 3,789 |
| 1985-86 | 1,350 | 3,200 | 25 | 111 | - | 1,486 | 3,336 | 2,150 | 3,735 | 25 | 43 | - | 2,207 | 3,792 |
| 1986-87 | 1,350 | 3,200 | 25 | 104 | 26 | 1,486 | 3,336 | 2,150 | 3,735 | 25 | 35 | 24 | 2,207 | 3,792 |
| 1987-88 | 1,350 | 3,200 | 25 | 108 | 26 | 1,490 | 3,340 | 2,150 | 3,735 | 25 | 36 | 24 | 2,208 | 3,793 |
| 1988-89 | 1,350 | 3,950 | 25 | 111 | 26 | 1,492 | 4,092 | 2,150 | 4,600 | 25 | 38 | 24 | 2,210 | 4,660 |
| 1989-90 | 1,350 | 4,700 | 25 | 112 | 51 | 1,500 | 4,850 | 2,150 | 5,465 | 25 | 40 | 49 | 2,217 | 5,532 |
| 1990-91 | 1,500 | 4,850 | 25 | 120 | 59 | 1,675 | 5,025 | 2,300 | 5,615 | 25 | 46 | 49 | 2,372 | 5,687 |
| 1991-92 | 2,150 | 5,750 | 25 | 126 | 137 | 2,438 | 6,038 | 3,200 | 6,516 | 25 | 46 | 126 | 3,385 | 6,701 |
| 1992-93 | 2,650 | 6,550 | 25 | 125 | 158 | 2,958 | 6,858 | 4,000 | 7,316 | 25 | 50 | 146 | 4,208 | 7,524 |
| Albany | | | | | | | | | | | | | | |
| 1980-81 | 900 | 1,500 | 25 | 77 | - | 1,002 | 1,602 | 1,400 | 1,800 | 25 | - | - | 1,425 | 1,825 |
| 1981-82 | 1,050 | 1,750 | 25 | 77 | - | 1,152 | 1,852 | 1,700 | 2,185 | 25 | - | - | 1,725 | 2,210 |
| 1982-83 | 1,050 | 1,750 | 25 | 77 | - | 1,152 | 1,852 | 1,700 | 2,185 | 25 | - | - | 1,725 | 2,210 |
| 1983-84 | 1,350 | 2,650 | 25 | 92 | - | 1,467 | 2,767 | 2,150 | 3,185 | 25 | - | - | 2,175 | 3,210 |
| 1984-85 | 1,350 | 3,200 | 25 | 92 | - | 1,467 | 3,317 | 2,150 | 3,735 | 25 | - | - | 2,175 | 3,760 |
| 1985-86 | 1,350 | 3,200 | 25 | 100 | - | 1,475 | 3,325 | 2,150 | 3,735 | 25 | - | - | 2,175 | 3,760 |
| 1986-87 | 1,350 | 3,200 | 25 | 103 | - | 1,478 | 3,328 | 2,150 | 3,735 | 25 | - | - | 2,175 | 3,760 |
| 1987-88 | 1,350 | 3,200 | 25 | 103 | - | 1,478 | 3,328 | 2,150 | 3,735 | 25 | - | - | 2,175 | 3,760 |
| 1988-89 | 1,350 | 3,950 | 25 | 103 | - | 1,478 | 4,078 | 2,150 | 4,600 | 25 | - | - | 2,175 | 4,625 |
| 1989-90 | 1,350 | 4,700 | 25 | 103 | - | 1,478 | 4,828 | 2,150 | 5,465 | 25 | - | - | 2,175 | 5,490 |
| 1990-91 | 1,500 | 4,850 | 25 | 110 | - | 1,635 | 4,985 | 2,300 | 5,615 | 25 | - | - | 2,325 | 5,640 |
| 1991-92 | 2,150 | 5,750 | 25 | 122 | 80 | 2,377 | 5,977 | 3,200 | 6,516 | 25 | - | 110 | 3,335 | 6,651 |
| 1992-93 | 2,650 | 6,550 | 25 | 122 | 86 | 2,883 | 6,783 | 4,000 | 7,316 | 25 | - | 116 | 4,141 | 7,457 |

**Trends in Tuition and Required Fees at the State University of New York
Per Academic Year for Full-time Students: 1980 - 81 through 1992 - 93**

| Academic Year | Full-time Undergraduate Students | | | | | | | Full time Graduate Students | | | | | | |
|--------------------------------------|----------------------------------|--------------|-------------|--------------|------------|----------------|--------------|-----------------------------|--------------|-------------|--------------|------------|----------------|--------------|
| | TUITION | | FEES | | | Tuition + Fees | | TUITION | | FEES | | | Tuition + Fees | |
| | In State | Out of State | College Fee | Activity Fee | Other Fees | In State | Out of State | In State | Out of State | College Fee | Activity Fee | Other Fees | In State | Out of State |
| Binghamton | | | | | | | | | | | | | | |
| 1980-81 | 900 | 1,500 | 25 | 96 | - | 1,021 | 1,621 | 1,400 | 1,800 | 25 | 34 | - | 1,459 | 1,859 |
| 1981-82 | 1,050 | 1,750 | 25 | 72 | - | 1,147 | 1,847 | 1,700 | 2,185 | 25 | 39 | - | 1,764 | 2,249 |
| 1982-83 | 1,050 | 1,750 | 25 | 100 | - | 1,175 | 1,875 | 1,700 | 2,185 | 25 | 52 | - | 1,777 | 2,262 |
| 1983-84 | 1,350 | 2,650 | 25 | 121 | - | 1,496 | 2,796 | 2,150 | 3,185 | 25 | 58 | - | 2,233 | 3,268 |
| 1984-85 | 1,350 | 3,200 | 25 | 123 | - | 1,498 | 3,348 | 2,150 | 3,735 | 25 | 58 | - | 2,233 | 3,818 |
| 1985-86 | 1,350 | 3,200 | 25 | 126 | - | 1,501 | 3,351 | 2,150 | 3,735 | 25 | 60 | - | 2,235 | 3,820 |
| 1986-87 | 1,350 | 3,200 | 25 | 100 | 26 | 1,501 | 3,351 | 2,150 | 3,735 | 25 | 36 | 24 | 2,235 | 3,820 |
| 1987-88 | 1,350 | 3,200 | 25 | 105 | 26 | 1,506 | 3,356 | 2,150 | 3,735 | 25 | 36 | 24 | 2,235 | 3,820 |
| 1988-89 | 1,350 | 3,950 | 25 | 105 | 26 | 1,506 | 4,106 | 2,150 | 4,600 | 25 | 36 | 24 | 2,235 | 4,685 |
| 1989-90 | 1,350 | 4,700 | 25 | 111 | 51 | 1,537 | 4,887 | 2,150 | 5,465 | 25 | 36 | 49 | 2,260 | 5,575 |
| 1990-91 | 1,500 | 4,850 | 25 | 120 | 83 | 1,728 | 5,078 | 2,300 | 5,615 | 25 | 46 | 114 | 2,420 | 5,735 |
| 1991-92 | 2,150 | 5,750 | 25 | 120 | 148 | 2,443 | 6,043 | 3,200 | 6,516 | 25 | 46 | 128 | 3,385 | 6,701 |
| 1992-93 | 2,650 | 6,550 | 25 | 120 | 162 | 2,957 | 6,857 | 4,000 | 7,316 | 25 | 46 | 128 | 4,199 | 7,515 |
| Buffalo Center | | | | | | | | | | | | | | |
| 1980-81 | 900 | 1,500 | 25 | 70 | - | 995 | 1,595 | 1,400 | 1,800 | 25 | 18 | - | 1,443 | 1,843 |
| 1981-82 | 1,050 | 1,750 | 25 | 75 | - | 1,150 | 1,850 | 1,700 | 2,185 | 25 | 24 | - | 1,749 | 2,234 |
| 1982-83 | 1,050 | 1,750 | 25 | 79 | - | 1,154 | 1,854 | 1,700 | 2,185 | 25 | 27 | - | 1,752 | 2,237 |
| 1983-84 | 1,350 | 2,650 | 25 | 79 | - | 1,454 | 2,754 | 2,150 | 3,185 | 25 | 27 | - | 2,202 | 3,237 |
| 1984-85 | 1,350 | 3,200 | 25 | 79 | - | 1,454 | 3,304 | 2,150 | 3,735 | 25 | 27 | - | 2,202 | 3,787 |
| 1985-86 | 1,350 | 3,200 | 25 | 89 | - | 1,464 | 3,314 | 2,150 | 3,735 | 25 | 37 | - | 2,212 | 3,797 |
| 1986-87 | 1,350 | 3,200 | 25 | 99 | - | 1,474 | 3,324 | 2,150 | 3,735 | 25 | 37 | - | 2,212 | 3,797 |
| 1987-88 | 1,350 | 3,200 | 25 | 99 | - | 1,474 | 3,324 | 2,150 | 3,735 | 25 | 39 | - | 2,214 | 3,799 |
| 1988-89 | 1,350 | 3,950 | 25 | 115 | - | 1,490 | 4,090 | 2,150 | 4,600 | 25 | 47 | - | 2,222 | 4,672 |
| 1989-90 | 1,350 | 4,700 | 25 | 115 | - | 1,490 | 4,840 | 2,150 | 5,465 | 25 | 47 | - | 2,222 | 5,537 |
| 1990-91 | 1,500 | 4,850 | 25 | 115 | 35 | 1,675 | 5,025 | 2,300 | 5,615 | 25 | 55 | - | 2,380 | 5,695 |
| 1991-92 | 2,150 | 5,750 | 25 | 115 | 230 | 2,520 | 6,120 | 3,200 | 6,516 | 25 | 55 | 190 | 3,470 | 6,786 |
| 1992-93 | 2,650 | 6,550 | 25 | 115 | 283 | 3,073 | 6,973 | 4,000 | 7,316 | 25 | 67 | 238 | 4,330 | 7,646 |
| Stony Brook University | | | | | | | | | | | | | | |
| 1980-81 | 900 | 1,500 | 25 | 80 | - | 1,005 | 1,605 | 1,400 | 1,800 | 25 | 20 | - | 1,445 | 1,845 |
| 1981-82 | 1,050 | 1,750 | 25 | 80 | - | 1,155 | 1,855 | 1,700 | 2,185 | 25 | 25 | - | 1,750 | 2,235 |
| 1982-83 | 1,050 | 1,750 | 25 | 80 | - | 1,155 | 1,855 | 1,700 | 2,185 | 25 | 25 | - | 1,750 | 2,235 |
| 1983-84 | 1,350 | 2,650 | 25 | 91 | - | 1,466 | 2,766 | 2,150 | 3,185 | 25 | 32 | - | 2,207 | 3,242 |
| 1984-85 | 1,350 | 3,200 | 25 | 100 | - | 1,475 | 3,325 | 2,150 | 3,735 | 25 | 32 | - | 2,207 | 3,792 |
| 1985-86 | 1,350 | 3,200 | 25 | 127 | - | 1,502 | 3,352 | 2,150 | 3,735 | 25 | 32 | - | 2,207 | 3,792 |
| 1986-87 | 1,350 | 3,200 | 25 | 115 | - | 1,490 | 3,340 | 2,150 | 3,735 | 25 | 32 | - | 2,207 | 3,792 |
| 1987-88 | 1,350 | 3,200 | 25 | 125 | - | 1,500 | 3,350 | 2,150 | 3,735 | 25 | 32 | - | 2,207 | 3,792 |
| 1988-89 | 1,350 | 3,950 | 25 | 120 | - | 1,495 | 4,095 | 2,150 | 4,600 | 25 | 32 | - | 2,207 | 4,657 |
| 1989-90 | 1,350 | 4,700 | 25 | 120 | - | 1,495 | 4,845 | 2,150 | 5,465 | 25 | 36 | - | 2,211 | 5,526 |
| 1990-91 | 1,500 | 4,850 | 25 | 136 | - | 1,661 | 5,011 | 2,300 | 5,615 | 25 | 36 | - | 2,361 | 5,676 |
| 1991-92 | 2,150 | 5,750 | 25 | 146 | 90 | 2,411 | 6,011 | 3,200 | 6,516 | 25 | 36 | 90 | 3,351 | 6,667 |
| 1992-93 | 2,650 | 6,550 | 25 | 143 | 100 | 2,918 | 6,818 | 4,000 | 7,316 | 25 | 37 | 100 | 4,162 | 7,478 |
| University Colleges (Average) | | | | | | | | | | | | | | |
| 1980-81 | 900 | 1,500 | 25 | 74 | 4 | 994 | 1,594 | 1,400 | 1,800 | 25 | 77 | - | 1,471 | 1,871 |
| 1981-82 | 1,050 | 1,750 | 25 | 74 | - | 1,149 | 1,849 | 1,700 | 2,185 | 25 | 83 | - | 1,775 | 2,260 |
| 1982-83 | 1,050 | 1,750 | 25 | 77 | - | 1,152 | 1,852 | 1,700 | 2,185 | 25 | 84 | - | 1,775 | 2,260 |
| 1983-84 | 1,350 | 2,650 | 25 | 80 | - | 1,455 | 2,755 | 2,150 | 3,185 | 25 | 91 | - | 2,224 | 3,259 |
| 1984-85 | 1,350 | 3,200 | 25 | 84 | - | 1,459 | 3,309 | 2,150 | 3,735 | 25 | 95 | - | 2,223 | 3,808 |
| 1985-86 | 1,350 | 3,200 | 25 | 90 | - | 1,465 | 3,315 | 2,150 | 3,735 | 25 | 89 | - | 2,227 | 3,812 |
| 1986-87 | 1,350 | 3,200 | 25 | 93 | 8 | 1,469 | 3,319 | 2,150 | 3,735 | 25 | 84 | 10 | 2,239 | 3,824 |
| 1987-88 | 1,350 | 3,200 | 25 | 98 | 66 | 1,483 | 3,333 | 2,150 | 3,735 | 25 | 100 | 66 | 2,253 | 3,838 |
| 1988-89 | 1,350 | 3,950 | 25 | 100 | 16 | 1,476 | 4,076 | 2,150 | 4,600 | 25 | 103 | 16 | 2,245 | 4,695 |
| 1989-90 | 1,350 | 4,700 | 25 | 90 | 57 | 1,483 | 4,833 | 2,150 | 5,465 | 25 | 87 | 38 | 2,246 | 5,561 |
| 1990-91 | 1,500 | 4,850 | 25 | 101 | 50 | 1,649 | 4,999 | 2,300 | 5,615 | 25 | 96 | 42 | 2,403 | 5,718 |
| 1991-92 | 2,150 | 5,750 | 25 | 103 | 106 | 2,375 | 5,975 | 3,200 | 6,516 | 25 | 95 | 84 | 3,358 | 6,674 |
| 1992-93 | 2,650 | 6,550 | 25 | 104 | 118 | 2,888 | 6,788 | 4,000 | 7,316 | 25 | 97 | 94 | 4,176 | 7,492 |

SEE NOTES ON LAST PAGE OF TABLE

**Trends in Tuition and Required Fees at the State University of New York
Per Academic Year for Full-time Students: 1980 - 81 through 1992 - 93**

| Academic Year | Full-time Undergraduate Students | | | | | | | Full time Graduate Students | | | | | | |
|------------------------|----------------------------------|--------------|-------------|--------------|------------|----------------|--------------|-----------------------------|--------------|-------------|--------------|------------|----------------|--------------|
| | TUITION | | FEES | | | Tuition + Fees | | TUITION | | FEES | | | Tuition + Fees | |
| | In State | Out of State | College Fee | Activity Fee | Other Fees | In State | Out of State | In State | Out of State | College Fee | Activity Fee | Other Fees | In State | Out of State |
| Brockport | | | | | | | | | | | | | | |
| 1980-81 | 900 | 1,500 | 25 | 70 | - | 995 | 1,595 | 1,400 | 1,800 | 25 | 70 | - | 1,495 | 1,895 |
| 1981-82 | 1,050 | 1,750 | 25 | 85 | - | 1,160 | 1,860 | 1,700 | 2,185 | 25 | 85 | - | 1,810 | 2,295 |
| 1982-83 | 1,050 | 1,750 | 25 | 85 | - | 1,160 | 1,860 | 1,700 | 2,185 | 25 | 85 | - | 1,810 | 2,295 |
| 1983-84 | 1,350 | 2,650 | 25 | 100 | - | 1,475 | 2,775 | 2,150 | 3,185 | 25 | 100 | - | 2,275 | 3,310 |
| 1984-85 | 1,350 | 3,200 | 25 | 100 | - | 1,475 | 3,325 | 2,150 | 3,735 | 25 | 100 | - | 2,275 | 3,860 |
| 1985-86 | 1,350 | 3,200 | 25 | 100 | - | 1,475 | 3,325 | 2,150 | 3,735 | 25 | 100 | - | 2,275 | 3,860 |
| 1986-87 | 1,350 | 3,200 | 25 | 100 | - | 1,475 | 3,325 | 2,150 | 3,735 | 25 | 100 | - | 2,275 | 3,860 |
| 1987-88 | 1,350 | 3,200 | 25 | 100 | - | 1,475 | 3,325 | 2,150 | 3,735 | 25 | 100 | - | 2,275 | 3,860 |
| 1988-89 | 1,350 | 3,950 | 25 | 115 | - | 1,490 | 4,090 | 2,150 | 4,600 | 25 | 115 | - | 2,290 | 4,740 |
| 1989-90 | 1,350 | 4,700 | 25 | 100 | 36 | 1,511 | 4,861 | 2,150 | 5,465 | 25 | 100 | 36 | 2,311 | 5,626 |
| 1990-91 | 1,500 | 4,850 | 25 | 100 | 36 | 1,661 | 5,011 | 2,300 | 5,615 | 25 | 100 | 36 | 2,461 | 5,776 |
| 1991-92 | 2,150 | 5,750 | 25 | 100 | 116 | 2,391 | 5,991 | 3,200 | 6,516 | 25 | 100 | 80 | 3,405 | 6,721 |
| 1992-93 | 2,650 | 6,550 | 25 | 100 | 140 | 2,915 | 6,815 | 4,000 | 7,316 | 25 | 100 | 140 | 4,265 | 7,581 |
| Buffalo College | | | | | | | | | | | | | | |
| 1980-81 | 900 | 1,500 | 25 | 80 | - | 1,005 | 1,605 | 1,400 | 1,800 | 25 | - | - | 1,425 | 1,825 |
| 1981-82 | 1,050 | 1,750 | 25 | 78 | - | 1,153 | 1,853 | 1,700 | 2,185 | 25 | - | - | 1,725 | 2,210 |
| 1982-83 | 1,050 | 1,750 | 25 | 93 | - | 1,168 | 1,868 | 1,700 | 2,185 | 25 | - | - | 1,725 | 2,210 |
| 1983-84 | 1,350 | 2,650 | 25 | 78 | - | 1,453 | 2,753 | 2,150 | 3,185 | 25 | - | - | 2,175 | 3,210 |
| 1984-85 | 1,350 | 3,200 | 25 | 78 | - | 1,453 | 3,303 | 2,150 | 3,735 | 25 | - | - | 2,175 | 3,760 |
| 1985-86 | 1,350 | 3,200 | 25 | 82 | - | 1,457 | 3,307 | 2,150 | 3,735 | 25 | - | - | 2,175 | 3,760 |
| 1986-87 | 1,350 | 3,200 | 25 | 90 | - | 1,465 | 3,315 | 2,150 | 3,735 | 25 | - | - | 2,175 | 3,760 |
| 1987-88 | 1,350 | 3,200 | 25 | 90 | - | 1,465 | 3,315 | 2,150 | 3,735 | 25 | - | - | 2,175 | 3,760 |
| 1988-89 | 1,350 | 3,950 | 25 | 90 | - | 1,465 | 4,065 | 2,150 | 4,600 | 25 | - | - | 2,175 | 4,625 |
| 1989-90 | 1,350 | 4,700 | 25 | 90 | - | 1,465 | 4,815 | 2,150 | 5,465 | 25 | - | - | 2,175 | 5,490 |
| 1990-91 | 1,500 | 4,850 | 25 | 90 | - | 1,615 | 4,965 | 2,300 | 5,615 | 25 | - | - | 2,325 | 5,640 |
| 1991-92 | 2,150 | 5,750 | 25 | 110 | 50 | 2,335 | 5,935 | 3,200 | 6,516 | 25 | - | 50 | 3,275 | 6,591 |
| 1992-93 | 2,650 | 6,550 | 25 | 110 | 50 | 2,835 | 6,735 | 4,000 | 7,316 | 25 | - | 50 | 4,075 | 7,391 |
| Cortland | | | | | | | | | | | | | | |
| 1980-81 | 900 | 1,500 | 25 | 80 | - | 1,005 | 1,605 | 1,400 | 1,800 | 25 | 80 | - | 1,505 | 1,905 |
| 1981-82 | 1,050 | 1,750 | 25 | 87 | - | 1,162 | 1,862 | 1,700 | 2,185 | 25 | 87 | - | 1,812 | 2,297 |
| 1982-83 | 1,050 | 1,750 | 25 | 87 | - | 1,162 | 1,862 | 1,700 | 2,185 | 25 | 87 | - | 1,812 | 2,297 |
| 1983-84 | 1,350 | 2,650 | 25 | 87 | - | 1,462 | 2,762 | 2,150 | 3,185 | 25 | 87 | - | 2,262 | 3,297 |
| 1984-85 | 1,350 | 3,200 | 25 | 96 | - | 1,471 | 3,321 | 2,150 | 3,735 | 25 | 96 | - | 2,271 | 3,856 |
| 1985-86 | 1,350 | 3,200 | 25 | 103 | - | 1,478 | 3,328 | 2,150 | 3,735 | 25 | 103 | - | 2,278 | 3,863 |
| 1986-87 | 1,350 | 3,200 | 25 | 105 | - | 1,480 | 3,330 | 2,150 | 3,735 | 25 | 105 | - | 2,280 | 3,865 |
| 1987-88 | 1,350 | 3,200 | 25 | 117 | - | 1,492 | 3,342 | 2,150 | 3,735 | 25 | 117 | - | 2,292 | 3,877 |
| 1988-89 | 1,350 | 3,950 | 25 | 117 | - | 1,492 | 4,092 | 2,150 | 4,600 | 25 | 117 | - | 2,292 | 4,742 |
| 1989-90 | 1,350 | 4,700 | 25 | 97 | 56 | 1,528 | 4,878 | 2,150 | 5,465 | 25 | 97 | 56 | 2,328 | 5,643 |
| 1990-91 | 1,500 | 4,850 | 25 | 97 | 60 | 1,682 | 5,032 | 2,300 | 5,615 | 25 | 97 | - | 2,422 | 5,737 |
| 1991-92 | 2,150 | 5,750 | 25 | 97 | 134 | 2,406 | 6,006 | 3,200 | 6,516 | 25 | 97 | - | 3,322 | 6,638 |
| 1992-93 | 2,650 | 6,550 | 25 | 97 | 148 | 2,920 | 6,820 | 4,000 | 7,316 | 25 | 97 | 88 | 4,210 | 7,526 |
| Empire | | | | | | | | | | | | | | |
| 1980-81 | 900 | 1,500 | 25 | - | - | 925 | 1,525 | - | - | - | - | - | - | - |
| 1981-82 | 1,050 | 1,750 | 25 | 12 | - | 1,087 | 1,787 | - | - | - | - | - | - | - |
| 1982-83 | 1,050 | 1,750 | 25 | 12 | - | 1,087 | 1,787 | - | - | - | - | - | - | - |
| 1983-84 | 1,350 | 2,650 | 25 | 12 | - | 1,387 | 2,687 | 2,150 | 3,185 | 25 | - | - | 2,175 | 3,210 |
| 1984-85 | 1,350 | 3,200 | 25 | 12 | - | 1,387 | 3,237 | 2,150 | 3,735 | 25 | - | - | 2,175 | 3,760 |
| 1985-86 | 1,350 | 3,200 | 25 | 12 | - | 1,387 | 3,237 | 2,150 | 3,735 | 25 | 12 | - | 2,187 | 3,772 |
| 1986-87 | 1,350 | 3,200 | 25 | 12 | - | 1,387 | 3,237 | 2,150 | 3,735 | 25 | 12 | - | 2,187 | 3,772 |
| 1987-88 | 1,350 | 3,200 | 25 | 12 | - | 1,387 | 3,237 | 2,150 | 3,735 | 25 | 12 | - | 2,187 | 3,772 |
| 1988-89 | 1,350 | 3,950 | 25 | 12 | - | 1,387 | 3,987 | 2,150 | 4,600 | 25 | 12 | - | 2,187 | 4,637 |
| 1989-90 | 1,350 | 4,700 | 25 | 12 | - | 1,387 | 4,737 | 2,150 | 5,465 | 25 | 12 | - | 2,187 | 5,502 |
| 1990-91 | 1,500 | 4,850 | 25 | 12 | - | 1,537 | 4,887 | 2,300 | 5,615 | 25 | 12 | - | 2,337 | 5,652 |
| 1991-92 | 2,150 | 5,750 | 25 | 12 | - | 2,187 | 5,787 | 3,200 | 6,516 | 25 | 12 | - | 3,237 | 6,553 |
| 1992-93 | 2,650 | 6,550 | 25 | 12 | - | 2,687 | 6,587 | 4,000 | 7,316 | 25 | 12 | - | 4,037 | 7,353 |

**Trends in Tuition and Required Fees at the State University of New York
Per Academic Year for Full-time Students: 1980 - 81 through 1992 - 93**

| Academic Year | Full-time Undergraduate Students | | | | | | | Full time Graduate Students | | | | | | |
|---------------------|----------------------------------|--------------|-------------|--------------|------------|----------------|--------------|-----------------------------|--------------|-------------|--------------|------------|----------------|--------------|
| | TUITION | | FEES | | | Tuition + Fees | | TUITION | | FEES | | | Tuition + Fees | |
| | In State | Out of State | College Fee | Activity Fee | Other Fees | In State | Out of State | In State | Out of State | College Fee | Activity Fee | Other Fees | In State | Out of State |
| Fredonia | | | | | | | | | | | | | | |
| 1980-81 | 900 | 1,500 | 25 | 80 | - | 1,005 | 1,605 | 1,400 | 1,800 | 25 | 80 | - | 1,505 | 1,905 |
| 1981-82 | 1,050 | 1,750 | 25 | 80 | - | 1,155 | 1,855 | 1,700 | 2,185 | 25 | 80 | - | 1,805 | 2,290 |
| 1982-83 | 1,050 | 1,750 | 25 | 84 | - | 1,159 | 1,859 | 1,700 | 2,185 | 25 | 84 | - | 1,809 | 2,294 |
| 1983-84 | 1,350 | 2,650 | 25 | 84 | - | 1,459 | 2,759 | 2,150 | 3,185 | 25 | 84 | - | 2,259 | 3,294 |
| 1984-85 | 1,350 | 3,200 | 25 | 100 | - | 1,475 | 3,325 | 2,150 | 3,735 | 25 | 100 | - | 2,275 | 3,860 |
| 1985-86 | 1,350 | 3,200 | 25 | 100 | - | 1,475 | 3,325 | 2,150 | 3,735 | 25 | 100 | - | 2,275 | 3,860 |
| 1986-87 | 1,350 | 3,200 | 25 | 112 | - | 1,487 | 3,337 | 2,150 | 3,735 | 25 | 112 | - | 2,287 | 3,872 |
| 1987-88 | 1,350 | 3,200 | 25 | 112 | - | 1,487 | 3,337 | 2,150 | 3,735 | 25 | 112 | - | 2,287 | 3,872 |
| 1988-89 | 1,350 | 3,950 | 25 | 112 | - | 1,487 | 4,087 | 2,150 | 4,600 | 25 | 112 | - | 2,287 | 4,737 |
| 1989-90 | 1,350 | 4,700 | 25 | 140 | - | 1,515 | 4,865 | 2,150 | 5,465 | 25 | 100 | - | 2,275 | 5,590 |
| 1990-91 | 1,500 | 4,850 | 25 | 154 | - | 1,679 | 5,029 | 2,300 | 5,615 | 25 | 104 | - | 2,429 | 5,744 |
| 1991-92 | 2,150 | 5,750 | 25 | 108 | 120 | 2,403 | 6,003 | 3,200 | 6,516 | 25 | 108 | 70 | 3,403 | 6,719 |
| 1992-93 | 2,650 | 6,550 | 25 | 112 | 139 | 2,926 | 6,826 | 4,000 | 7,316 | 25 | 112 | 85 | 4,222 | 7,538 |
| Geneseo | | | | | | | | | | | | | | |
| 1980-81 | 900 | 1,500 | 25 | 80 | - | 1,005 | 1,605 | 1,400 | 1,800 | 25 | - | - | 1,425 | 1,825 |
| 1981-82 | 1,050 | 1,750 | 25 | 100 | - | 1,175 | 1,875 | 1,700 | 2,185 | 25 | - | - | 1,725 | 2,210 |
| 1982-83 | 1,050 | 1,750 | 25 | 100 | - | 1,175 | 1,875 | 1,700 | 2,185 | 25 | - | - | 1,725 | 2,210 |
| 1983-84 | 1,350 | 2,650 | 25 | 100 | - | 1,475 | 2,775 | 2,150 | 3,185 | 25 | - | - | 2,175 | 3,210 |
| 1984-85 | 1,350 | 3,200 | 25 | 100 | - | 1,475 | 3,325 | 2,150 | 3,735 | 25 | - | - | 2,175 | 3,760 |
| 1985-86 | 1,350 | 3,200 | 25 | 110 | - | 1,485 | 3,335 | 2,150 | 3,735 | 25 | - | - | 2,175 | 3,760 |
| 1986-87 | 1,350 | 3,200 | 25 | 110 | - | 1,485 | 3,335 | 2,150 | 3,735 | 25 | - | - | 2,175 | 3,760 |
| 1987-88 | 1,350 | 3,200 | 25 | 110 | - | 1,485 | 3,335 | 2,150 | 3,735 | 25 | - | - | 2,175 | 3,760 |
| 1988-89 | 1,350 | 3,950 | 25 | 110 | - | 1,485 | 4,085 | 2,150 | 4,600 | 25 | - | - | 2,175 | 4,625 |
| 1989-90 | 1,350 | 4,700 | 25 | 100 | 80 | 1,555 | 4,905 | 2,150 | 5,465 | 25 | - | 40 | 2,215 | 5,530 |
| 1990-91 | 1,500 | 4,850 | 25 | 100 | 100 | 1,725 | 5,075 | 2,300 | 5,615 | 25 | - | 60 | 2,385 | 5,700 |
| 1991-92 | 2,150 | 5,750 | 25 | 120 | 150 | 2,445 | 6,045 | 3,200 | 6,516 | 25 | - | 90 | 3,315 | 6,631 |
| 1992-93 | 2,650 | 6,550 | 25 | 120 | 160 | 2,955 | 6,855 | 4,000 | 7,316 | 25 | - | 100 | 4,125 | 7,441 |
| New Paltz | | | | | | | | | | | | | | |
| 1980-81 | 900 | 1,500 | 25 | 80 | - | 1,005 | 1,605 | 1,400 | 1,800 | 25 | 80 | - | 1,505 | 1,905 |
| 1981-82 | 1,050 | 1,750 | 25 | 80 | - | 1,155 | 1,855 | 1,700 | 2,185 | 25 | 80 | - | 1,805 | 2,290 |
| 1982-83 | 1,050 | 1,750 | 25 | 80 | - | 1,155 | 1,855 | 1,700 | 2,185 | 25 | 80 | - | 1,805 | 2,290 |
| 1983-84 | 1,350 | 2,650 | 25 | 94 | - | 1,469 | 2,769 | 2,150 | 3,185 | 25 | 94 | - | 2,269 | 3,304 |
| 1984-85 | 1,350 | 3,200 | 25 | 98 | - | 1,473 | 3,323 | 2,150 | 3,735 | 25 | 98 | - | 2,273 | 3,858 |
| 1985-86 | 1,350 | 3,200 | 25 | 102 | - | 1,477 | 3,327 | 2,150 | 3,735 | 25 | 102 | - | 2,277 | 3,862 |
| 1986-87 | 1,350 | 3,200 | 25 | 102 | - | 1,477 | 3,327 | 2,150 | 3,735 | 25 | 102 | - | 2,277 | 3,862 |
| 1987-88 | 1,350 | 3,200 | 25 | 120 | 116 | 1,611 | 3,461 | 2,150 | 3,735 | 25 | 120 | 116 | 2,411 | 3,996 |
| 1988-89 | 1,350 | 3,950 | 25 | 120 | - | 1,495 | 4,095 | 2,150 | 4,600 | 25 | 120 | - | 2,295 | 4,745 |
| 1989-90 | 1,350 | 4,700 | 25 | 120 | - | 1,495 | 4,845 | 2,150 | 5,465 | 25 | 120 | - | 2,295 | 5,610 |
| 1990-91 | 1,500 | 4,850 | 25 | 120 | 36 | 1,681 | 5,031 | 2,300 | 5,615 | 25 | 120 | 36 | 2,481 | 5,796 |
| 1991-92 | 2,150 | 5,750 | 25 | 120 | 126 | 2,421 | 6,021 | 3,200 | 6,516 | 25 | 120 | 126 | 3,471 | 6,787 |
| 1992-93 | 2,650 | 6,550 | 25 | 120 | 126 | 2,921 | 6,821 | 4,000 | 7,316 | 25 | 120 | 126 | 4,271 | 7,587 |
| Old Westbury | | | | | | | | | | | | | | |
| 1980-81 | 900 | 1,500 | 25 | 35 | - | 960 | 1,560 | - | - | - | - | - | - | - |
| 1981-82 | 1,050 | 1,750 | 25 | 35 | - | 1,110 | 1,810 | - | - | - | - | - | - | - |
| 1982-83 | 1,050 | 1,750 | 25 | 35 | - | 1,110 | 1,810 | - | - | - | - | - | - | - |
| 1983-84 | 1,350 | 2,650 | 25 | 35 | - | 1,410 | 2,710 | - | - | - | - | - | - | - |
| 1984-85 | 1,350 | 3,200 | 25 | 50 | - | 1,425 | 3,275 | - | - | - | - | - | - | - |
| 1985-86 | 1,350 | 3,200 | 25 | 70 | - | 1,445 | 3,295 | - | - | - | - | - | - | - |
| 1986-87 | 1,350 | 3,200 | 25 | 70 | - | 1,445 | 3,295 | - | - | - | - | - | - | - |
| 1987-88 | 1,350 | 3,200 | 25 | 70 | - | 1,445 | 3,295 | - | - | - | - | - | - | - |
| 1988-89 | 1,350 | 3,950 | 25 | 70 | - | 1,445 | 4,045 | - | - | - | - | - | - | - |
| 1989-90 | 1,350 | 4,700 | 25 | 35 | - | 1,410 | 4,760 | - | - | - | - | - | - | - |
| 1990-91 | 1,500 | 4,850 | 25 | 70 | 30 | 1,625 | 4,975 | - | - | - | - | - | - | - |
| 1991-92 | 2,150 | 5,750 | 25 | 120 | 103 | 2,398 | 5,998 | - | - | - | - | - | - | - |
| 1992-93 | 2,650 | 6,550 | 25 | 120 | 103 | 2,898 | 6,798 | - | - | - | - | - | - | - |

**Trends in Tuition and Required Fees at the State University of New York
Per Academic Year for Full-time Students: 1980 - 81 through 1992 - 93**

| Academic Year | Full-time Undergraduate Students | | | | | | | Full time Graduate Students | | | | | | |
|--------------------|----------------------------------|--------------|-------------|--------------|------------|----------------|--------------|-----------------------------|--------------|-------------|--------------|------------|----------------|--------------|
| | TUITION | | FEES | | | Tuition + Fees | | TUITION | | FEES | | | Tuition + Fees | |
| | In State | Out of State | College Fee | Activity Fee | Other Fees | In State | Out of State | In State | Out of State | College Fee | Activity Fee | Other Fees | In State | Out of State |
| Oneonta | | | | | | | | | | | | | | |
| 1980-81 | 900 | 1,500 | 25 | 75 | - | 1,000 | 1,600 | 1,400 | 1,800 | 25 | 75 | - | 1,500 | 1,900 |
| 1981-82 | 1,050 | 1,750 | 25 | 83 | - | 1,158 | 1,858 | 1,700 | 2,185 | 25 | 83 | - | 1,808 | 2,293 |
| 1982-83 | 1,050 | 1,750 | 25 | 83 | - | 1,158 | 1,858 | 1,700 | 2,185 | 25 | 83 | - | 1,808 | 2,293 |
| 1983-84 | 1,350 | 2,650 | 25 | 85 | - | 1,460 | 2,760 | 2,150 | 3,185 | 25 | 85 | - | 2,260 | 3,295 |
| 1984-85 | 1,350 | 3,200 | 25 | 85 | - | 1,460 | 3,310 | 2,150 | 3,735 | 25 | 85 | - | 2,260 | 3,845 |
| 1985-86 | 1,350 | 3,200 | 25 | 103 | - | 1,478 | 3,328 | 2,150 | 3,735 | 25 | 103 | - | 2,278 | 3,863 |
| 1986-87 | 1,350 | 3,200 | 25 | 93 | 10 | 1,478 | 3,328 | 2,150 | 3,735 | 25 | 93 | 10 | 2,278 | 3,863 |
| 1987-88 | 1,350 | 3,200 | 25 | 119 | 16 | 1,510 | 3,360 | 2,150 | 3,735 | 25 | 119 | 16 | 2,310 | 3,895 |
| 1988-89 | 1,350 | 3,950 | 25 | 119 | 16 | 1,510 | 4,110 | 2,150 | 4,600 | 25 | 119 | 16 | 2,310 | 4,760 |
| 1989-90 | 1,350 | 4,700 | 25 | 91 | 55 | 1,521 | 4,871 | 2,150 | 5,465 | 25 | 91 | 20 | 2,286 | 5,601 |
| 1990-91 | 1,500 | 4,850 | 25 | 91 | 36 | 1,652 | 5,002 | 2,300 | 5,615 | 25 | 91 | 36 | 2,452 | 5,767 |
| 1991-92 | 2,150 | 5,750 | 25 | 91 | 120 | 2,386 | 5,986 | 3,200 | 6,516 | 25 | 91 | 70 | 3,386 | 6,702 |
| 1992-93 | 2,650 | 6,550 | 25 | 101 | 120 | 2,896 | 6,796 | 4,000 | 7,316 | 25 | 101 | 70 | 4,196 | 7,512 |
| Oswego | | | | | | | | | | | | | | |
| 1980-81 | 900 | 1,500 | 25 | 75 | 4 | 1,004 | 1,604 | 1,400 | 1,800 | 25 | - | - | 1,425 | 1,825 |
| 1981-82 | 1,050 | 1,750 | 25 | 75 | - | 1,150 | 1,850 | 1,700 | 2,185 | 25 | - | - | 1,725 | 2,210 |
| 1982-83 | 1,050 | 1,750 | 25 | 75 | - | 1,150 | 1,850 | 1,700 | 2,185 | 25 | - | - | 1,725 | 2,210 |
| 1983-84 | 1,350 | 2,650 | 25 | 85 | - | 1,460 | 2,760 | 2,150 | 3,185 | 25 | - | - | 2,175 | 3,210 |
| 1984-85 | 1,350 | 3,200 | 25 | 85 | - | 1,460 | 3,310 | 2,150 | 3,735 | 25 | - | - | 2,175 | 3,760 |
| 1985-86 | 1,350 | 3,200 | 25 | 90 | - | 1,465 | 3,315 | 2,150 | 3,735 | 25 | - | - | 2,175 | 3,760 |
| 1986-87 | 1,350 | 3,200 | 25 | 95 | - | 1,470 | 3,320 | 2,150 | 3,735 | 25 | 8 | - | 2,183 | 3,768 |
| 1987-88 | 1,350 | 3,200 | 25 | 100 | - | 1,475 | 3,325 | 2,150 | 3,735 | 25 | - | - | 2,175 | 3,760 |
| 1988-89 | 1,350 | 3,950 | 25 | 105 | - | 1,480 | 4,080 | 2,150 | 4,600 | 25 | - | - | 2,175 | 4,625 |
| 1989-90 | 1,350 | 4,700 | 25 | 113 | - | 1,488 | 4,838 | 2,150 | 5,465 | 25 | - | - | 2,175 | 5,490 |
| 1990-91 | 1,500 | 4,850 | 25 | 120 | - | 1,645 | 4,995 | 2,300 | 5,615 | 25 | - | - | 2,325 | 5,640 |
| 1991-92 | 2,150 | 5,750 | 25 | 114 | 130 | 2,419 | 6,019 | 3,200 | 6,516 | 25 | - | 130 | 3,355 | 6,671 |
| 1992-93 | 2,650 | 6,550 | 25 | 120 | 135 | 2,930 | 6,830 | 4,000 | 7,316 | 25 | - | 80 | 4,105 | 7,421 |
| Plattsburgh | | | | | | | | | | | | | | |
| 1980-81 | 900 | 1,500 | 25 | 75 | - | 1,000 | 1,600 | 1,400 | 1,800 | 25 | 75 | - | 1,500 | 1,900 |
| 1981-82 | 1,050 | 1,750 | 25 | 80 | - | 1,155 | 1,855 | 1,700 | 2,185 | 25 | 80 | - | 1,805 | 2,290 |
| 1982-83 | 1,050 | 1,750 | 25 | 85 | - | 1,160 | 1,860 | 1,700 | 2,185 | 25 | 85 | - | 1,810 | 2,295 |
| 1983-84 | 1,350 | 2,650 | 25 | 93 | - | 1,468 | 2,768 | 2,150 | 3,185 | 25 | 93 | - | 2,268 | 3,303 |
| 1984-85 | 1,350 | 3,200 | 25 | 93 | - | 1,468 | 3,318 | 2,150 | 3,735 | 25 | 93 | - | 2,268 | 3,853 |
| 1985-86 | 1,350 | 3,200 | 25 | 100 | - | 1,475 | 3,325 | 2,150 | 3,735 | 25 | 100 | - | 2,275 | 3,860 |
| 1986-87 | 1,350 | 3,200 | 25 | 100 | 5 | 1,480 | 3,330 | 2,150 | 3,735 | 25 | 100 | - | 2,275 | 3,860 |
| 1987-88 | 1,350 | 3,200 | 25 | 100 | - | 1,475 | 3,325 | 2,150 | 3,735 | 25 | 100 | - | 2,275 | 3,860 |
| 1988-89 | 1,350 | 3,950 | 25 | 110 | - | 1,485 | 4,085 | 2,150 | 4,600 | 25 | 110 | - | 2,285 | 4,735 |
| 1989-90 | 1,350 | 4,700 | 25 | 110 | - | 1,485 | 4,835 | 2,150 | 5,465 | 25 | 110 | - | 2,285 | 5,600 |
| 1990-91 | 1,500 | 4,850 | 25 | 110 | - | 1,635 | 4,985 | 2,300 | 5,615 | 25 | 110 | - | 2,435 | 5,750 |
| 1991-92 | 2,150 | 5,750 | 25 | 110 | 40 | 2,325 | 5,925 | 3,200 | 6,516 | 25 | 110 | 40 | 3,375 | 6,691 |
| 1992-93 | 2,650 | 6,550 | 25 | 110 | 80 | 2,865 | 6,765 | 4,000 | 7,316 | 25 | 110 | 80 | 4,215 | 7,531 |
| Potsdam | | | | | | | | | | | | | | |
| 1980-81 | 900 | 1,500 | 25 | 80 | - | 1,005 | 1,605 | 1,400 | 1,800 | 25 | - | - | 1,425 | 1,825 |
| 1981-82 | 1,050 | 1,750 | 25 | 80 | - | 1,155 | 1,855 | 1,700 | 2,185 | 25 | - | - | 1,725 | 2,210 |
| 1982-83 | 1,050 | 1,750 | 25 | 80 | - | 1,155 | 1,855 | 1,700 | 2,185 | 25 | - | - | 1,725 | 2,210 |
| 1983-84 | 1,350 | 2,650 | 25 | 90 | - | 1,465 | 2,765 | 2,150 | 3,185 | 25 | - | - | 2,175 | 3,210 |
| 1984-85 | 1,350 | 3,200 | 25 | 90 | - | 1,465 | 3,315 | 2,150 | 3,735 | 25 | - | - | 2,175 | 3,760 |
| 1985-86 | 1,350 | 3,200 | 25 | 100 | - | 1,475 | 3,325 | 2,150 | 3,735 | 25 | - | - | 2,175 | 3,760 |
| 1986-87 | 1,350 | 3,200 | 25 | 100 | - | 1,475 | 3,325 | 2,150 | 3,735 | 25 | - | - | 2,175 | 3,760 |
| 1987-88 | 1,350 | 3,200 | 25 | 100 | - | 1,475 | 3,325 | 2,150 | 3,735 | 25 | - | - | 2,175 | 3,760 |
| 1988-89 | 1,350 | 3,950 | 25 | 100 | - | 1,475 | 4,075 | 2,150 | 4,600 | 25 | - | - | 2,175 | 4,625 |
| 1989-90 | 1,350 | 4,700 | 25 | 100 | - | 1,475 | 4,825 | 2,150 | 5,465 | 25 | - | - | 2,175 | 5,490 |
| 1990-91 | 1,500 | 4,850 | 25 | 115 | - | 1,640 | 4,990 | 2,300 | 5,615 | 25 | - | - | 2,325 | 5,640 |
| 1991-92 | 2,150 | 5,750 | 25 | 115 | 90 | 2,380 | 5,980 | 3,200 | 6,516 | 25 | - | 90 | 3,315 | 6,631 |
| 1992-93 | 2,650 | 6,550 | 25 | 115 | 100 | 2,890 | 6,790 | 4,000 | 7,316 | 25 | - | 100 | 4,125 | 7,441 |

**Trends in Tuition and Required Fees at the State University of New York
Per Academic Year for Full-time Students: 1980 - 81 through 1992 - 93**

| Academic Year | Full-time Undergraduate Students | | | | | | | Full time Graduate Students | | | | | | |
|---|----------------------------------|--------------|-------------|--------------|------------|----------------|--------------|-----------------------------|--------------|-------------|--------------|------------|----------------|--------------|
| | TUITION | | FEES | | | Tuition + Fees | | TUITION | | FEES | | | Tuition + Fees | |
| | In State | Out of State | College Fee | Activity Fee | Other Fees | In State | Out of State | In State | Out of State | College Fee | Activity Fee | Other Fees | In State | Out of State |
| Purchase | | | | | | | | | | | | | | |
| 1980-81 | 900 | 1,500 | 25 | 80 | - | 1,005 | 1,605 | - | - | - | - | - | - | - |
| 1981-82 | 1,050 | 1,750 | 25 | 90 | - | 1,165 | 1,865 | - | - | - | - | - | - | - |
| 1982-83 | 1,050 | 1,750 | 25 | 100 | - | 1,175 | 1,875 | - | - | - | - | - | - | - |
| 1983-84 | 1,350 | 2,650 | 25 | 100 | - | 1,475 | 2,775 | - | - | - | - | - | - | - |
| 1984-85 | 1,350 | 3,200 | 25 | 100 | - | 1,475 | 3,325 | 2,150 | 3,735 | 25 | - | - | 2,175 | 3,760 |
| 1985-86 | 1,350 | 3,200 | 25 | 100 | - | 1,475 | 3,325 | 2,150 | 3,735 | 25 | 120 | - | 2,295 | 3,880 |
| 1986-87 | 1,350 | 3,200 | 25 | 120 | - | 1,495 | 3,345 | 2,150 | 3,735 | 25 | 120 | - | 2,295 | 3,880 |
| 1987-88 | 1,350 | 3,200 | 25 | 120 | - | 1,495 | 3,345 | 2,150 | 4,600 | 25 | 120 | - | 2,295 | 4,745 |
| 1988-89 | 1,350 | 3,950 | 25 | 120 | - | 1,495 | 4,095 | 2,150 | 5,465 | 25 | 65 | - | 2,240 | 5,555 |
| 1989-90 | 1,350 | 4,700 | 25 | 65 | - | 1,440 | 4,790 | 2,300 | 5,615 | 25 | 130 | - | 2,455 | 5,770 |
| 1990-91 | 1,500 | 4,850 | 25 | 130 | - | 1,655 | 5,005 | 3,200 | 6,516 | 25 | 120 | 90 | 3,435 | 6,751 |
| 1991-92 | 2,150 | 5,750 | 25 | 120 | 90 | 2,385 | 5,985 | 4,000 | 7,316 | 25 | 120 | 116 | 4,261 | 7,577 |
| 1992-93 | 2,650 | 6,550 | 25 | 120 | 116 | 2,911 | 6,811 | | | | | | | |
| HSC's (Average, Brooklyn & Syracuse) | | | | | | | | | | | | | | |
| 1980-81 | 900 | 1,500 | 25 | 55 | - | 980 | 1,580 | 1,400 | 1,800 | 25 | 45 | - | 1,470 | 1,870 |
| 1981-82 | 1,050 | 1,750 | 25 | 58 | - | 1,133 | 1,833 | 1,700 | 2,185 | 25 | 45 | - | 1,770 | 2,255 |
| 1982-83 | 1,050 | 1,750 | 25 | 59 | - | 1,134 | 1,834 | 1,700 | 2,185 | 25 | 45 | - | 1,770 | 2,255 |
| 1983-84 | 1,350 | 2,650 | 25 | 68 | - | 1,443 | 2,743 | 2,150 | 3,185 | 25 | 50 | - | 2,225 | 3,260 |
| 1984-85 | 1,350 | 3,200 | 25 | 68 | - | 1,443 | 3,293 | 2,150 | 3,735 | 25 | 60 | - | 2,235 | 3,820 |
| 1985-86 | 1,350 | 3,200 | 25 | 83 | - | 1,458 | 3,308 | 2,150 | 3,735 | 25 | 65 | - | 2,240 | 3,825 |
| 1986-87 | 1,350 | 3,200 | 25 | 88 | - | 1,463 | 3,313 | 2,150 | 3,735 | 25 | 70 | - | 2,245 | 3,830 |
| 1987-88 | 1,350 | 3,200 | 25 | 83 | - | 1,458 | 3,308 | 2,150 | 3,735 | 25 | 70 | - | 2,245 | 3,830 |
| 1988-89 | 1,350 | 3,950 | 25 | 83 | - | 1,458 | 4,058 | 2,150 | 4,600 | 25 | 70 | - | 2,245 | 4,695 |
| 1989-90 | 1,350 | 4,700 | 25 | 78 | - | 1,453 | 4,803 | 2,150 | 5,465 | 25 | 70 | - | 2,245 | 5,560 |
| 1990-91 | 1,500 | 4,850 | 25 | 105 | - | 1,630 | 4,980 | 2,300 | 5,615 | 25 | 88 | 70 | 3,383 | 6,699 |
| 1991-92 | 2,150 | 5,750 | 25 | 105 | 70 | 2,350 | 5,950 | 3,200 | 6,516 | 25 | 88 | 95 | 4,208 | 7,524 |
| 1992-93 | 2,650 | 6,550 | 25 | 105 | 95 | 2,875 | 6,775 | 4,000 | 7,316 | 25 | 88 | 95 | 4,208 | 7,524 |
| Brooklyn HSC | | | | | | | | | | | | | | |
| 1980-81 | 900 | 1,500 | 25 | 55 | - | 980 | 1,580 | 1,400 | 1,800 | 25 | 35 | - | 1,460 | 1,860 |
| 1981-82 | 1,050 | 1,750 | 25 | 61 | - | 1,136 | 1,836 | 1,700 | 2,185 | 25 | 35 | - | 1,760 | 2,245 |
| 1982-83 | 1,050 | 1,750 | 25 | 60 | - | 1,135 | 1,835 | 1,700 | 2,185 | 25 | 35 | - | 1,760 | 2,245 |
| 1983-84 | 1,350 | 2,650 | 25 | 80 | - | 1,455 | 2,755 | 2,150 | 3,185 | 25 | 45 | - | 2,220 | 3,255 |
| 1984-85 | 1,350 | 3,200 | 25 | 80 | - | 1,455 | 3,305 | 2,150 | 3,735 | 25 | 65 | - | 2,240 | 3,825 |
| 1985-86 | 1,350 | 3,200 | 25 | 100 | - | 1,475 | 3,325 | 2,150 | 3,735 | 25 | 65 | - | 2,240 | 3,825 |
| 1986-87 | 1,350 | 3,200 | 25 | 110 | - | 1,485 | 3,335 | 2,150 | 3,735 | 25 | 75 | - | 2,250 | 3,835 |
| 1987-88 | 1,350 | 3,200 | 25 | 100 | - | 1,475 | 3,325 | 2,150 | 3,735 | 25 | 75 | - | 2,250 | 3,835 |
| 1988-89 | 1,350 | 3,950 | 25 | 100 | - | 1,475 | 4,075 | 2,150 | 4,600 | 25 | 75 | - | 2,250 | 4,700 |
| 1989-90 | 1,350 | 4,700 | 25 | 90 | - | 1,465 | 4,815 | 2,150 | 5,465 | 25 | 75 | - | 2,250 | 5,565 |
| 1990-91 | 1,500 | 4,850 | 25 | 110 | - | 1,635 | 4,985 | 2,300 | 5,615 | 25 | 75 | - | 2,400 | 5,715 |
| 1991-92 | 2,150 | 5,750 | 25 | 110 | 50 | 2,335 | 5,935 | 3,200 | 6,516 | 25 | 75 | 50 | 3,350 | 6,666 |
| 1992-93 | 2,650 | 6,550 | 25 | 110 | 100 | 2,885 | 6,785 | 4,000 | 7,316 | 25 | 75 | 100 | 4,200 | 7,516 |
| Syracuse HSC | | | | | | | | | | | | | | |
| 1980-81 | 900 | 1,500 | 25 | 55 | - | 980 | 1,580 | 1,400 | 1,800 | 25 | 55 | - | 1,480 | 1,880 |
| 1981-82 | 1,050 | 1,750 | 25 | 55 | - | 1,130 | 1,830 | 1,700 | 2,185 | 25 | 55 | - | 1,780 | 2,265 |
| 1982-83 | 1,050 | 1,750 | 25 | 58 | - | 1,133 | 1,833 | 1,700 | 2,185 | 25 | 55 | - | 1,780 | 2,265 |
| 1983-84 | 1,350 | 2,650 | 25 | 55 | - | 1,430 | 2,730 | 2,150 | 3,185 | 25 | 55 | - | 2,230 | 3,265 |
| 1984-85 | 1,350 | 3,200 | 25 | 55 | - | 1,430 | 3,280 | 2,150 | 3,735 | 25 | 55 | - | 2,230 | 3,815 |
| 1985-86 | 1,350 | 3,200 | 25 | 65 | - | 1,440 | 3,290 | 2,150 | 3,735 | 25 | 65 | - | 2,240 | 3,825 |
| 1986-87 | 1,350 | 3,200 | 25 | 65 | - | 1,440 | 3,290 | 2,150 | 3,735 | 25 | 65 | - | 2,240 | 3,825 |
| 1987-88 | 1,350 | 3,200 | 25 | 65 | - | 1,440 | 3,290 | 2,150 | 3,735 | 25 | 65 | - | 2,240 | 3,825 |
| 1988-89 | 1,350 | 3,950 | 25 | 65 | - | 1,440 | 4,040 | 2,150 | 4,600 | 25 | 65 | - | 2,240 | 4,690 |
| 1989-90 | 1,350 | 4,700 | 25 | 65 | - | 1,440 | 4,790 | 2,150 | 5,465 | 25 | 65 | - | 2,240 | 5,555 |
| 1990-91 | 1,500 | 4,850 | 25 | 100 | - | 1,625 | 4,975 | 2,300 | 5,615 | 25 | 100 | - | 2,425 | 5,740 |
| 1991-92 | 2,150 | 5,750 | 25 | 100 | 90 | 2,365 | 5,965 | 3,200 | 6,516 | 25 | 100 | 90 | 3,415 | 6,731 |
| 1992-93 | 2,650 | 6,550 | 25 | 100 | 90 | 2,865 | 6,765 | 4,000 | 7,316 | 25 | 100 | 90 | 4,215 | 7,531 |

**Trends in Tuition and Required Fees at the State University of New York
Per Academic Year for Full-time Students: 1980 - 81 through 1992 - 93**

| Academic Year | Full-time Undergraduate Students | | | | | | | Full-time Graduate Students | | | | | | |
|------------------------------|----------------------------------|--------------|-------------|--------------|------------|----------------|--------------|-----------------------------|--------------|-------------|--------------|------------|----------------|--------------|
| | TUITION | | FEES | | | Tuition + Fees | | TUITION | | FEES | | | Tuition + Fees | |
| | In State | Out of State | College Fee | Activity Fee | Other Fees | In State | Out of State | In State | Out of State | College Fee | Activity Fee | Other Fees | In State | Out of State |
| Specialized (Average) | | | | | | | | | | | | | | |
| 1980-81 | 900 | 1,500 | 25 | 65 | - | 990 | 1,550 | 1,400 | 1,800 | 25 | 28 | - | 1,432 | 1,832 |
| 1981-82 | 1,050 | 1,750 | 25 | 77 | - | 1,152 | 1,852 | 1,700 | 2,185 | 25 | 30 | - | 1,733 | 2,218 |
| 1982-83 | 1,050 | 1,750 | 25 | 77 | 75 | 1,177 | 1,877 | 1,700 | 2,185 | 25 | 30 | - | 1,733 | 2,218 |
| 1983-84 | 1,350 | 2,650 | 25 | 82 | 75 | 1,482 | 2,782 | 2,150 | 3,185 | 25 | 36 | - | 2,184 | 3,219 |
| 1984-85 | 1,350 | 3,200 | 25 | 85 | 95 | 1,492 | 3,342 | 2,150 | 3,735 | 25 | 42 | - | 2,186 | 3,771 |
| 1985-86 | 1,350 | 3,200 | 25 | 92 | 30 | 1,477 | 3,327 | 2,150 | 3,735 | 25 | 53 | - | 2,201 | 3,786 |
| 1986-87 | 1,350 | 3,200 | 25 | 92 | 40 | 1,493 | 3,343 | 2,150 | 3,735 | 25 | 44 | - | 2,197 | 3,782 |
| 1987-88 | 1,350 | 3,200 | 25 | 92 | 76 | 1,517 | 3,367 | 2,150 | 3,735 | 25 | 44 | 25 | 2,203 | 3,788 |
| 1988-89 | 1,350 | 3,950 | 25 | 92 | 150 | 1,517 | 4,117 | 2,150 | 4,600 | 25 | 35 | - | 2,184 | 4,634 |
| 1989-90 | 1,350 | 4,700 | 25 | 68 | 95 | 1,537 | 4,887 | 2,150 | 5,465 | 25 | 20 | 19 | 2,189 | 5,504 |
| 1990-91 | 1,500 | 4,850 | 25 | 63 | 110 | 1,698 | 5,048 | 2,300 | 5,615 | 25 | 53 | 20 | 2,366 | 5,681 |
| 1991-92 | 2,150 | 5,750 | 25 | 72 | 259 | 2,506 | 6,106 | 3,200 | 6,516 | 25 | 54 | 177 | 3,354 | 6,670 |
| 1992-93 | 2,650 | 6,550 | 25 | 75 | 292 | 3,042 | 6,942 | 4,000 | 7,316 | 25 | 28 | 142 | 4,138 | 7,454 |
| Forestry | | | | | | | | | | | | | | |
| 1980-81 | 900 | 1,500 | 25 | 45 | - | 970 | 1,570 | 1,400 | 1,800 | 25 | 28 | - | 1,453 | 1,853 |
| 1981-82 | 1,050 | 1,750 | 25 | 51 | - | 1,126 | 1,826 | 1,700 | 2,185 | 25 | 30 | - | 1,755 | 2,240 |
| 1982-83 | 1,050 | 1,750 | 25 | 50 | - | 1,125 | 1,825 | 1,700 | 2,185 | 25 | 30 | - | 1,755 | 2,240 |
| 1983-84 | 1,350 | 2,650 | 25 | 57 | - | 1,432 | 2,732 | 2,150 | 3,185 | 25 | 36 | - | 2,211 | 3,246 |
| 1984-85 | 1,350 | 3,200 | 25 | 65 | - | 1,440 | 3,290 | 2,150 | 3,735 | 25 | 42 | - | 2,217 | 3,802 |
| 1985-86 | 1,350 | 3,200 | 25 | 65 | - | 1,440 | 3,290 | 2,150 | 3,735 | 25 | 35 | - | 2,210 | 3,795 |
| 1986-87 | 1,350 | 3,200 | 25 | 65 | - | 1,440 | 3,290 | 2,150 | 3,735 | 25 | 35 | - | 2,210 | 3,795 |
| 1987-88 | 1,350 | 3,200 | 25 | 65 | - | 1,440 | 3,290 | 2,150 | 3,735 | 25 | 35 | - | 2,210 | 3,795 |
| 1988-89 | 1,350 | 3,950 | 25 | 65 | - | 1,440 | 4,040 | 2,150 | 4,600 | 25 | 35 | - | 2,210 | 4,660 |
| 1989-90 | 1,350 | 4,700 | 25 | 38 | 27 | 1,440 | 4,790 | 2,150 | 5,465 | 25 | 20 | 15 | 2,210 | 5,525 |
| 1990-91 | 1,500 | 4,850 | 25 | 25 | 65 | 1,615 | 4,965 | 2,300 | 5,615 | 25 | 25 | 10 | 2,360 | 5,675 |
| 1991-92 | 2,150 | 5,750 | 25 | 50 | 212 | 2,437 | 6,037 | 3,200 | 6,516 | 25 | 25 | 218 | 3,468 | 6,784 |
| 1992-93 | 2,650 | 6,550 | 25 | 60 | 202 | 2,937 | 6,837 | 4,000 | 7,316 | 25 | 28 | 190 | 4,243 | 7,559 |
| Maritime | | | | | | | | | | | | | | |
| 1980-81 | 900 | 1,500 | 25 | 80 | - | 1,005 | 1,605 | 1,400 | 1,800 | 25 | - | - | 1,425 | 1,825 |
| 1981-82 | 1,050 | 1,750 | 25 | 100 | - | 1,175 | 1,875 | 1,700 | 2,185 | 25 | - | - | 1,725 | 2,210 |
| 1982-83 | 1,050 | 1,750 | 25 | 100 | 75 | 1,250 | 1,950 | 1,700 | 2,185 | 25 | - | - | 1,725 | 2,210 |
| 1983-84 | 1,350 | 2,650 | 25 | 100 | 75 | 1,550 | 2,850 | 2,150 | 3,185 | 25 | - | - | 2,175 | 3,210 |
| 1984-85 | 1,350 | 3,200 | 25 | 100 | 95 | 1,570 | 3,420 | 2,150 | 3,735 | 25 | - | - | 2,175 | 3,760 |
| 1985-86 | 1,350 | 3,200 | 25 | 120 | 30 | 1,525 | 3,375 | 2,150 | 3,735 | 25 | - | - | 2,175 | 3,760 |
| 1986-87 | 1,350 | 3,200 | 25 | 120 | 55 | 1,550 | 3,400 | 2,150 | 3,735 | 25 | - | - | 2,175 | 3,760 |
| 1987-88 | 1,350 | 3,200 | 25 | 120 | 110 | 1,605 | 3,455 | 2,150 | 3,735 | 25 | - | - | 2,175 | 3,760 |
| 1988-89 | 1,350 | 3,950 | 25 | 120 | 150 | 1,645 | 4,245 | 2,150 | 4,600 | 25 | - | - | 2,175 | 4,625 |
| 1989-90 | 1,350 | 4,700 | 25 | 75 | 235 | 1,685 | 5,035 | 2,150 | 5,465 | 25 | - | - | 2,175 | 5,490 |
| 1990-91 | 1,500 | 4,850 | 25 | 75 | 220 | 1,820 | 5,170 | 2,300 | 5,615 | 25 | - | 5 | 2,330 | 5,645 |
| 1991-92 | 2,150 | 5,750 | 25 | 75 | 430 | 2,680 | 6,280 | 3,200 | 6,516 | 25 | - | - | 3,225 | 6,541 |
| 1992-93 | 2,650 | 6,550 | 25 | 75 | 485 | 3,235 | 7,135 | 4,000 | 7,316 | 25 | - | - | 4,025 | 7,341 |
| Optometry | | | | | | | | | | | | | | |
| 1980-81 | - | - | - | - | - | - | - | 1,400 | 1,800 | 25 | - | - | 1,425 | 1,825 |
| 1981-82 | - | - | - | - | - | - | - | 1,700 | 2,185 | 25 | - | - | 1,725 | 2,210 |
| 1982-83 | - | - | - | - | - | - | - | 1,700 | 2,185 | 25 | - | - | 1,725 | 2,210 |
| 1983-84 | - | - | - | - | - | - | - | 2,150 | 3,185 | 25 | - | - | 2,175 | 3,210 |
| 1984-85 | - | - | - | - | - | - | - | 2,150 | 3,735 | 25 | - | - | 2,175 | 3,760 |
| 1985-86 | - | - | - | - | - | - | - | 2,150 | 3,735 | 25 | 70 | - | 2,245 | 3,830 |
| 1986-87 | - | - | - | - | - | - | - | 2,150 | 3,735 | 25 | 53 | - | 2,228 | 3,813 |
| 1987-88 | - | - | - | - | - | - | - | 2,150 | 3,735 | 25 | 53 | - | 2,228 | 3,813 |
| 1988-89 | - | - | - | - | - | - | - | 2,150 | 4,600 | 25 | - | - | 2,175 | 4,625 |
| 1989-90 | - | - | - | - | - | - | - | 2,150 | 5,465 | 25 | - | - | 2,175 | 5,490 |
| 1990-91 | - | - | - | - | - | - | - | 2,300 | 5,615 | 25 | 80 | - | 2,405 | 5,720 |
| 1991-92 | - | - | - | - | - | - | - | 3,200 | 6,516 | 25 | 46 | - | 3,271 | 6,587 |
| 1992-93 | - | - | - | - | - | - | - | 4,000 | 7,316 | 25 | - | 95 | 4,120 | 7,436 |

Trends in Tuition and Required Fees at the State University of New York
Per Academic Year for Full-time Students: 1980 - 81 through 1992 - 93

| Academic Year | Full-time Undergraduate Students | | | | | | | Full time Graduate Students | | | | | | |
|--|----------------------------------|--------------|-------------|--------------|------------|----------------|--------------|-----------------------------|--------------|-------------|--------------|------------|----------------|--------------|
| | TUITION | | FEES | | | Tuition + Fees | | TUITION | | FEES | | | Tuition + Fees | |
| | In State | Out of State | College Fee | Activity Fee | Other Fees | In State | Out of State | In State | Out of State | College Fee | Activity Fee | Other Fees | In State | Out of State |
| Utica-Rome | | | | | | | | | | | | | | |
| 1980-81 | 900 | 1,500 | 25 | 70 | - | 995 | 1,595 | 1,400 | 1,800 | 25 | - | - | 1,425 | 1,825 |
| 1981-82 | 1,050 | 1,750 | 25 | 80 | - | 1,155 | 1,855 | 1,700 | 2,185 | 25 | - | - | 1,725 | 2,210 |
| 1982-83 | 1,050 | 1,750 | 25 | 80 | - | 1,155 | 1,855 | 1,700 | 2,185 | 25 | - | - | 1,725 | 2,210 |
| 1983-84 | 1,350 | 2,650 | 25 | 90 | - | 1,465 | 2,765 | 2,150 | 3,185 | 25 | - | - | 2,175 | 3,210 |
| 1984-85 | 1,350 | 3,200 | 25 | 90 | - | 1,465 | 3,315 | 2,150 | 3,735 | 25 | - | - | 2,175 | 3,760 |
| 1985-86 | 1,350 | 3,200 | 25 | 90 | - | 1,465 | 3,315 | 2,150 | 3,735 | 25 | - | - | 2,175 | 3,760 |
| 1986-87 | 1,350 | 3,200 | 25 | 90 | 25 | 1,490 | 3,340 | 2,150 | 3,735 | 25 | - | - | 2,175 | 3,760 |
| 1987-88 | 1,350 | 3,200 | 25 | 90 | 41 | 1,506 | 3,356 | 2,150 | 3,735 | 25 | - | 25 | 2,200 | 3,785 |
| 1988-89 | 1,350 | 3,950 | 25 | 90 | - | 1,465 | 4,065 | 2,150 | 4,600 | 25 | - | - | 2,175 | 4,625 |
| 1989-90 | 1,350 | 4,700 | 25 | 90 | 22 | 1,487 | 4,837 | 2,150 | 5,465 | 25 | - | 22 | 2,197 | 5,512 |
| 1990-91 | 1,500 | 4,850 | 25 | 90 | 45 | 1,660 | 5,010 | 2,300 | 5,615 | 25 | - | 45 | 2,370 | 5,685 |
| 1991-92 | 2,150 | 5,750 | 25 | 90 | 135 | 2,400 | 6,000 | 3,200 | 6,516 | 25 | 90 | 135 | 3,450 | 6,766 |
| 1992-93 | 2,650 | 6,550 | 25 | 90 | 190 | 2,955 | 6,855 | 4,000 | 7,316 | 25 | - | 140 | 4,165 | 7,481 |
| Statutories (Average) | | | | | | | | | | | | | | |
| 1980-81 | 2,174 | 3,539 | - | - | - | 2,174 | 3,539 | 2,872 | 2,952 | - | - | - | 2,872 | 2,952 |
| 1981-82 | 2,556 | 4,096 | - | - | - | 2,556 | 4,096 | 3,369 | 3,469 | - | - | - | 3,369 | 3,469 |
| 1982-83 | 2,950 | 4,725 | - | - | - | 2,950 | 4,725 | 3,880 | 3,980 | - | - | - | 3,880 | 3,980 |
| 1983-84 | 3,368 | 5,375 | - | - | - | 3,368 | 5,375 | 4,406 | 4,526 | - | - | - | 4,406 | 4,526 |
| 1984-85 | 3,658 | 5,976 | - | - | - | 3,658 | 5,976 | 4,900 | 5,060 | - | - | - | 4,900 | 5,060 |
| 1985-86 | 3,945 | 6,540 | - | - | - | 3,945 | 6,540 | 5,172 | 5,352 | - | - | - | 5,172 | 5,352 |
| 1986-87 | 4,231 | 7,150 | - | - | - | 4,231 | 7,150 | 5,515 | 5,720 | - | - | - | 5,515 | 5,720 |
| 1987-88 | 4,480 | 7,689 | - | - | - | 4,480 | 7,689 | 5,837 | 6,092 | - | - | - | 5,837 | 6,092 |
| 1988-89 | 4,819 | 8,300 | - | 40 | - | 4,849 | 8,330 | 6,394 | 6,394 | - | 24 | - | 6,413 | 6,413 |
| 1989-90 | 5,196 | 8,955 | - | 40 | - | 5,226 | 8,985 | 6,726 | 6,726 | - | 24 | - | 6,745 | 6,745 |
| 1990-91 | 5,538 | 9,680 | - | 71 | - | 5,608 | 9,751 | 7,030 | 7,030 | - | 52 | - | 7,082 | 7,082 |
| 1991-92 | 6,100 | 10,763 | - | 71 | - | 6,171 | 10,833 | 7,582 | 7,582 | - | 52 | - | 7,634 | 7,634 |
| 1992-93 | 6,646 | 11,934 | - | 92 | - | 6,738 | 12,026 | 8,358 | 8,358 | - | 46 | - | 8,404 | 8,404 |
| Agriculture & Life Sciences | | | | | | | | | | | | | | |
| 1980-81 | 2,470 | 4,090 | - | - | - | 2,470 | 4,090 | 2,808 | 2,808 | - | - | - | 2,808 | 2,808 |
| 1981-82 | 2,880 | 4,700 | - | - | - | 2,880 | 4,700 | 3,300 | 3,300 | - | - | - | 3,300 | 3,300 |
| 1982-83 | 3,300 | 5,350 | - | - | - | 3,300 | 5,350 | 3,800 | 3,800 | - | - | - | 3,800 | 3,800 |
| 1983-84 | 3,740 | 6,050 | - | - | - | 3,740 | 6,050 | 4,310 | 4,310 | - | - | - | 4,310 | 4,310 |
| 1984-85 | 4,060 | 6,784 | - | - | - | 4,060 | 6,784 | 4,782 | 4,782 | - | - | - | 4,782 | 4,782 |
| 1985-86 | 4,360 | 7,420 | - | - | - | 4,360 | 7,420 | 5,020 | 5,020 | - | - | - | 5,020 | 5,020 |
| 1986-87 | 4,650 | 8,100 | - | - | - | 4,650 | 8,100 | 5,400 | 5,400 | - | - | - | 5,400 | 5,400 |
| 1987-88 | 4,882 | 8,668 | - | - | - | 4,882 | 8,668 | 5,670 | 5,670 | - | - | - | 5,670 | 5,670 |
| 1988-89 | 5,200 | 9,300 | - | 40 | - | 5,240 | 9,340 | 6,040 | 6,040 | - | 24 | - | 6,064 | 6,064 |
| 1989-90 | 5,570 | 10,040 | - | 40 | - | 5,610 | 10,080 | 6,460 | 6,460 | - | 24 | - | 6,484 | 6,484 |
| 1990-91 | 5,900 | 10,840 | - | 44 | - | 5,944 | 10,884 | 6,800 | 6,800 | - | 28 | - | 6,828 | 6,828 |
| 1991-92 | 6,450 | 11,950 | - | 44 | - | 6,494 | 11,994 | 7,440 | 7,440 | - | 28 | - | 7,468 | 7,468 |
| 1992-93 | 7,000 | 13,250 | - | 56 | - | 7,056 | 13,306 | 8,200 | 8,200 | - | 32 | - | 8,232 | 8,232 |
| Ceramics | | | | | | | | | | | | | | |
| 1980-81 | 1,285 | 1,885 | - | - | - | 1,285 | 1,885 | 1,685 | 2,085 | - | - | - | 1,685 | 2,085 |
| 1981-82 | 1,585 | 2,285 | - | - | - | 1,585 | 2,285 | 1,985 | 2,485 | - | - | - | 1,985 | 2,485 |
| 1982-83 | 1,900 | 2,850 | - | - | - | 1,900 | 2,850 | 2,400 | 2,900 | - | - | - | 2,400 | 2,900 |
| 1983-84 | 2,250 | 3,350 | - | - | - | 2,250 | 3,350 | 2,750 | 3,350 | - | - | - | 2,750 | 3,350 |
| 1984-85 | 2,450 | 3,550 | - | - | - | 2,450 | 3,550 | 3,150 | 3,950 | - | - | - | 3,150 | 3,950 |
| 1985-86 | 2,700 | 3,900 | - | - | - | 2,700 | 3,900 | 3,400 | 4,300 | - | - | - | 3,400 | 4,300 |
| 1986-87 | 2,975 | 4,300 | - | - | - | 2,975 | 4,300 | 3,675 | 4,700 | - | - | - | 3,675 | 4,700 |
| 1987-88 | 3,275 | 4,750 | - | - | - | 3,275 | 4,750 | 4,175 | 5,450 | - | - | - | 4,175 | 5,450 |
| 1988-89 | 3,675 | 5,300 | - | - | - | 3,675 | 5,300 | 5,850 | 5,850 | - | - | - | 5,850 | 5,850 |
| 1989-90 | 4,075 | 5,700 | - | - | - | 4,075 | 5,700 | 6,250 | 6,250 | - | - | - | 6,250 | 6,250 |
| 1990-91 | 4,450 | 6,200 | - | 150 | - | 4,600 | 6,350 | 6,750 | 6,750 | - | 150 | - | 6,900 | 6,900 |
| 1991-92 | 5,050 | 7,200 | - | 150 | - | 5,200 | 7,350 | 7,290 | 7,290 | - | 150 | - | 7,440 | 7,440 |
| 1992-93 | 5,585 | 7,985 | - | 200 | - | 5,785 | 8,185 | 8,090 | 8,090 | - | 100 | - | 8,190 | 8,190 |

**Trends in Tuition and Required Fees at the State University of New York
Per Academic Year for Full-time Students: 1980 - 81 through 1992 - 93**

| Academic Year | Full-time Undergraduate Students | | | | | | Full time Graduate Students | | | | | | | |
|--|----------------------------------|--------------|-------------|--------------|------------|----------------|-----------------------------|----------|--------------|-------------|--------------|------------|----------------|--------------|
| | TUITION | | FEES | | | Tuition + Fees | | TUITION | | FEES | | | Tuition + Fees | |
| | In State | Out of State | College Fee | Activity Fee | Other Fees | In State | Out of State | In State | Out of State | College Fee | Activity Fee | Other Fees | In State | Out of State |
| Human Ecology | | | | | | | | | | | | | | |
| 1980-81 | 2,470 | 4,090 | - | - | - | 2,470 | 4,090 | 2,808 | 2,808 | - | - | - | 2,808 | 2,808 |
| 1981-82 | 2,880 | 4,700 | - | - | - | 2,880 | 4,700 | 3,300 | 3,300 | - | - | - | 3,300 | 3,300 |
| 1982-83 | 3,300 | 5,350 | - | - | - | 3,300 | 5,350 | 3,800 | 3,800 | - | - | - | 3,800 | 3,800 |
| 1983-84 | 3,740 | 6,050 | - | - | - | 3,740 | 6,050 | 4,310 | 4,310 | - | - | - | 4,310 | 4,310 |
| 1984-85 | 4,060 | 6,784 | - | - | - | 4,060 | 6,784 | 4,782 | 4,782 | - | - | - | 4,782 | 4,782 |
| 1985-86 | 4,360 | 7,420 | - | - | - | 4,360 | 7,420 | 5,020 | 5,020 | - | - | - | 5,020 | 5,020 |
| 1986-87 | 4,650 | 8,100 | - | - | - | 4,650 | 8,100 | 5,400 | 5,400 | - | - | - | 5,400 | 5,400 |
| 1987-88 | 4,882 | 8,668 | - | - | - | 4,882 | 8,668 | 5,670 | 5,670 | - | - | - | 5,670 | 5,670 |
| 1988-89 | 5,200 | 9,300 | - | 40 | - | 5,240 | 9,340 | 6,040 | 6,040 | - | 24 | - | 6,064 | 6,064 |
| 1989-90 | 5,570 | 10,040 | - | 40 | - | 5,610 | 10,080 | 6,460 | 6,460 | - | 24 | - | 6,484 | 6,484 |
| 1990-91 | 5,900 | 10,840 | - | 44 | - | 5,944 | 10,884 | 6,800 | 6,800 | - | 28 | - | 6,828 | 6,828 |
| 1991-92 | 6,450 | 11,950 | - | 44 | - | 6,494 | 11,994 | 7,440 | 7,440 | - | 28 | - | 7,468 | 7,468 |
| 1992-93 | 7,000 | 13,250 | - | 56 | - | 7,056 | 13,306 | 8,200 | 8,200 | - | 32 | - | 8,232 | 8,232 |
| Industrial & Labor Relations | | | | | | | | | | | | | | |
| 1980-81 | 2,470 | 4,090 | - | - | - | 2,470 | 4,090 | 2,808 | 2,808 | - | - | - | 2,808 | 2,808 |
| 1981-82 | 2,880 | 4,700 | - | - | - | 2,880 | 4,700 | 3,300 | 3,300 | - | - | - | 3,300 | 3,300 |
| 1982-83 | 3,300 | 5,350 | - | - | - | 3,300 | 5,350 | 3,800 | 3,800 | - | - | - | 3,800 | 3,800 |
| 1983-84 | 3,740 | 6,050 | - | - | - | 3,740 | 6,050 | 4,310 | 4,310 | - | - | - | 4,310 | 4,310 |
| 1984-85 | 4,060 | 6,784 | - | - | - | 4,060 | 6,784 | 4,782 | 4,782 | - | - | - | 4,782 | 4,782 |
| 1985-86 | 4,360 | 7,420 | - | - | - | 4,360 | 7,420 | 5,020 | 5,020 | - | - | - | 5,020 | 5,020 |
| 1986-87 | 4,650 | 8,100 | - | - | - | 4,650 | 8,100 | 5,400 | 5,400 | - | - | - | 5,400 | 5,400 |
| 1987-88 | 4,882 | 8,668 | - | - | - | 4,882 | 8,668 | 5,670 | 5,670 | - | - | - | 5,670 | 5,670 |
| 1988-89 | 5,200 | 9,300 | - | 40 | - | 5,240 | 9,340 | 6,040 | 6,040 | - | 24 | - | 6,064 | 6,064 |
| 1989-90 | 5,570 | 10,040 | - | 40 | - | 5,610 | 10,080 | 6,460 | 6,460 | - | 24 | - | 6,484 | 6,484 |
| 1990-91 | 5,900 | 10,840 | - | 44 | - | 5,944 | 10,884 | 6,800 | 6,800 | - | 28 | - | 6,828 | 6,828 |
| 1991-92 | 6,450 | 11,950 | - | 44 | - | 6,494 | 11,994 | 7,440 | 7,440 | - | 28 | - | 7,468 | 7,468 |
| 1992-93 | 7,000 | 13,250 | - | 56 | - | 7,056 | 13,306 | 8,200 | 8,200 | - | 32 | - | 8,232 | 8,232 |
| Veterinary Medicine | | | | | | | | | | | | | | |
| 1980-81 | - | - | - | - | - | - | - | 4,250 | 4,250 | - | - | - | 4,250 | 4,250 |
| 1981-82 | - | - | - | - | - | - | - | 4,960 | 4,960 | - | - | - | 4,960 | 4,960 |
| 1982-83 | - | - | - | - | - | - | - | 5,600 | 5,600 | - | - | - | 5,600 | 5,600 |
| 1983-84 | - | - | - | - | - | - | - | 6,350 | 6,350 | - | - | - | 6,350 | 6,350 |
| 1984-85 | - | - | - | - | - | - | - | 7,002 | 7,002 | - | - | - | 7,002 | 7,002 |
| 1985-86 | - | - | - | - | - | - | - | 7,400 | 7,400 | - | - | - | 7,400 | 7,400 |
| 1986-87 | - | - | - | - | - | - | - | 7,700 | 7,700 | - | - | - | 7,700 | 7,700 |
| 1987-88 | - | - | - | - | - | - | - | 8,000 | 8,000 | - | - | - | 8,000 | 8,000 |
| 1988-89 | - | - | - | - | - | - | - | 8,000 | 8,000 | - | 24 | - | 8,024 | 8,024 |
| 1989-90 | - | - | - | - | - | - | - | 8,000 | 8,000 | - | 24 | - | 8,024 | 8,024 |
| 1990-91 | - | - | - | - | - | - | - | 8,000 | 8,000 | - | 28 | - | 8,028 | 8,028 |
| 1991-92 | - | - | - | - | - | - | - | 8,300 | 8,300 | - | 28 | - | 8,328 | 8,328 |
| 1992-93 | - | - | - | - | - | - | - | 9,100 | 9,100 | - | 32 | - | 9,132 | 9,132 |
| Colleges Technology/Agriculture (Average) | | | | | | | | | | | | | | |
| 1980-81 | 900 | 1,500 | 25 | 82 | 63 | 1,038 | 1,638 | - | - | - | - | - | - | - |
| 1981-82 | 1,050 | 1,750 | 25 | 83 | 78 | 1,197 | 1,897 | - | - | - | - | - | - | - |
| 1982-83 | 1,050 | 1,750 | 25 | 90 | 33 | 1,187 | 1,887 | - | - | - | - | - | - | - |
| 1983-84 | 1,350 | 2,650 | 25 | 91 | 35 | 1,489 | 2,789 | - | - | - | - | - | - | - |
| 1984-85 | 1,350 | 3,200 | 25 | 96 | 22 | 1,478 | 3,328 | - | - | - | - | - | - | - |
| 1985-86 | 1,350 | 3,200 | 25 | 99 | 22 | 1,481 | 3,331 | - | - | - | - | - | - | - |
| 1986-87 | 1,350 | 3,200 | 25 | 105 | 47 | 1,511 | 3,361 | - | - | - | - | - | - | - |
| 1987-88 | 1,350 | 3,200 | 25 | 110 | 39 | 1,505 | 3,355 | - | - | - | - | - | - | - |
| 1988-89 | 1,350 | 3,950 | 25 | 114 | 43 | 1,511 | 4,111 | - | - | - | - | - | - | - |
| 1989-90 | 1,350 | 4,700 | 25 | 104 | 81 | 1,547 | 4,897 | - | - | - | - | - | - | - |
| 1990-91 | 1,500 | 4,850 | 25 | 114 | 47 | 1,686 | 5,036 | - | - | - | - | - | - | - |
| 1991-92 | 2,150 | 5,750 | 25 | 108 | 134 | 2,417 | 6,017 | - | - | - | - | - | - | - |
| 1992-93 | 2,650 | 6,550 | 25 | 119 | 134 | 2,928 | 6,828 | - | - | - | - | - | - | - |

Trends in Tuition and Required Fees at the State University of New York
Per Academic Year for Full-time Students: 1980 - 81 through 1992 - 93

| Academic Year | Full-time Undergraduate Students | | | | | | | Full time Graduate Students | | | | | | |
|-------------------|----------------------------------|--------------|-------------|--------------|------------|----------------|--------------|-----------------------------|--------------|-------------|--------------|------------|----------------|--------------|
| | TUITION | | FEES | | | Tuition + Fees | | TUITION | | FEES | | | Tuition + Fees | |
| | In State | Out of State | College Fee | Activity Fee | Other Fees | In State | Out of State | In State | Out of State | College Fee | Activity Fee | Other Fees | In State | Out of State |
| Alfred | | | | | | | | | | | | | | |
| 1980-81 | 900 | 1,500 | 25 | 80 | - | 1,005 | 1,605 | - | - | - | - | - | - | - |
| 1981-82 | 1,050 | 1,750 | 25 | 80 | - | 1,155 | 1,855 | - | - | - | - | - | - | - |
| 1982-83 | 1,050 | 1,750 | 25 | 90 | - | 1,165 | 1,865 | - | - | - | - | - | - | - |
| 1983-84 | 1,350 | 2,650 | 25 | 90 | - | 1,465 | 2,765 | - | - | - | - | - | - | - |
| 1984-85 | 1,350 | 3,200 | 25 | 90 | - | 1,465 | 3,315 | - | - | - | - | - | - | - |
| 1985-86 | 1,350 | 3,200 | 25 | 90 | - | 1,465 | 3,315 | - | - | - | - | - | - | - |
| 1986-87 | 1,350 | 3,200 | 25 | 110 | - | 1,485 | 3,335 | - | - | - | - | - | - | - |
| 1987-88 | 1,350 | 3,200 | 25 | 110 | - | 1,485 | 3,335 | - | - | - | - | - | - | - |
| 1988-89 | 1,350 | 3,950 | 25 | 110 | - | 1,485 | 4,085 | - | - | - | - | - | - | - |
| 1989-90 | 1,350 | 4,700 | 25 | 110 | 40 | 1,525 | 4,875 | - | - | - | - | - | - | - |
| 1990-91 | 1,500 | 4,850 | 25 | 110 | 40 | 1,675 | 5,025 | - | - | - | - | - | - | - |
| 1991-92 | 2,150 | 5,750 | 25 | 110 | 115 | 2,400 | 6,000 | - | - | - | - | - | - | - |
| 1992-93 | 2,650 | 6,550 | 25 | 110 | 127 | 2,912 | 6,812 | - | - | - | - | - | - | - |
| Canton | | | | | | | | | | | | | | |
| 1980-81 | 900 | 1,500 | 25 | 80 | - | 1,005 | 1,605 | - | - | - | - | - | - | - |
| 1981-82 | 1,050 | 1,750 | 25 | 90 | - | 1,165 | 1,865 | - | - | - | - | - | - | - |
| 1982-83 | 1,050 | 1,750 | 25 | 100 | 10 | 1,185 | 1,885 | - | - | - | - | - | - | - |
| 1983-84 | 1,350 | 2,650 | 25 | 100 | 10 | 1,485 | 2,785 | - | - | - | - | - | - | - |
| 1984-85 | 1,350 | 3,200 | 25 | 100 | 10 | 1,485 | 3,335 | - | - | - | - | - | - | - |
| 1985-86 | 1,350 | 3,200 | 25 | 120 | 10 | 1,505 | 3,355 | - | - | - | - | - | - | - |
| 1986-87 | 1,350 | 3,200 | 25 | 120 | 10 | 1,505 | 3,355 | - | - | - | - | - | - | - |
| 1987-88 | 1,350 | 3,200 | 25 | 120 | 10 | 1,505 | 3,355 | - | - | - | - | - | - | - |
| 1988-89 | 1,350 | 3,950 | 25 | 120 | 10 | 1,505 | 4,105 | - | - | - | - | - | - | - |
| 1989-90 | 1,350 | 4,700 | 25 | 95 | 55 | 1,525 | 4,875 | - | - | - | - | - | - | - |
| 1990-91 | 1,500 | 4,850 | 25 | 145 | 10 | 1,680 | 5,030 | - | - | - | - | - | - | - |
| 1991-92 | 2,150 | 5,750 | 25 | 100 | 129 | 2,404 | 6,004 | - | - | - | - | - | - | - |
| 1992-93 | 2,650 | 6,550 | 25 | 100 | 144 | 2,919 | 6,819 | - | - | - | - | - | - | - |
| Cobleskill | | | | | | | | | | | | | | |
| 1980-81 | 900 | 1,500 | 25 | 80 | 33 | 1,038 | 1,638 | - | - | - | - | - | - | - |
| 1981-82 | 1,050 | 1,750 | 25 | 80 | 34 | 1,189 | 1,889 | - | - | - | - | - | - | - |
| 1982-83 | 1,050 | 1,750 | 25 | 90 | 24 | 1,189 | 1,889 | - | - | - | - | - | - | - |
| 1983-84 | 1,350 | 2,650 | 25 | 90 | 34 | 1,499 | 2,799 | - | - | - | - | - | - | - |
| 1984-85 | 1,350 | 3,200 | 25 | 100 | - | 1,475 | 3,325 | - | - | - | - | - | - | - |
| 1985-86 | 1,350 | 3,200 | 25 | 100 | - | 1,475 | 3,325 | - | - | - | - | - | - | - |
| 1986-87 | 1,350 | 3,200 | 25 | 100 | 73 | 1,548 | 3,398 | - | - | - | - | - | - | - |
| 1987-88 | 1,350 | 3,200 | 25 | 100 | - | 1,475 | 3,325 | - | - | - | - | - | - | - |
| 1988-89 | 1,350 | 3,950 | 25 | 100 | - | 1,475 | 4,075 | - | - | - | - | - | - | - |
| 1989-90 | 1,350 | 4,700 | 25 | 60 | 86 | 1,521 | 4,871 | - | - | - | - | - | - | - |
| 1990-91 | 1,500 | 4,850 | 25 | 110 | 45 | 1,680 | 5,030 | - | - | - | - | - | - | - |
| 1991-92 | 2,150 | 5,750 | 25 | 110 | 149 | 2,434 | 6,034 | - | - | - | - | - | - | - |
| 1992-93 | 2,650 | 6,550 | 25 | 169 | 110 | 2,954 | 6,854 | - | - | - | - | - | - | - |
| Delhi | | | | | | | | | | | | | | |
| 1980-81 | 900 | 1,500 | 25 | 90 | - | 1,015 | 1,615 | - | - | - | - | - | - | - |
| 1981-82 | 1,050 | 1,750 | 25 | 85 | - | 1,160 | 1,860 | - | - | - | - | - | - | - |
| 1982-83 | 1,050 | 1,750 | 25 | 95 | - | 1,170 | 1,870 | - | - | - | - | - | - | - |
| 1983-84 | 1,350 | 2,650 | 25 | 95 | - | 1,470 | 2,770 | - | - | - | - | - | - | - |
| 1984-85 | 1,350 | 3,200 | 25 | 95 | - | 1,470 | 3,320 | - | - | - | - | - | - | - |
| 1985-86 | 1,350 | 3,200 | 25 | 95 | - | 1,470 | 3,320 | - | - | - | - | - | - | - |
| 1986-87 | 1,350 | 3,200 | 25 | 110 | - | 1,485 | 3,335 | - | - | - | - | - | - | - |
| 1987-88 | 1,350 | 3,200 | 25 | 110 | - | 1,485 | 3,335 | - | - | - | - | - | - | - |
| 1988-89 | 1,350 | 3,950 | 25 | 110 | - | 1,485 | 4,085 | - | - | - | - | - | - | - |
| 1989-90 | 1,350 | 4,700 | 25 | 110 | - | 1,485 | 4,835 | - | - | - | - | - | - | - |
| 1990-91 | 1,500 | 4,850 | 25 | 110 | 50 | 1,685 | 5,035 | - | - | - | - | - | - | - |
| 1991-92 | 2,150 | 5,750 | 25 | 120 | 130 | 2,425 | 6,025 | - | - | - | - | - | - | - |
| 1992-93 | 2,650 | 6,550 | 25 | 120 | 150 | 2,945 | 6,845 | - | - | - | - | - | - | - |

SEE NOTES ON LAST PAGE OF TABLE

**Trends in Tuition and Required Fees at the State University of New York
Per Academic Year for Full-time Students: 1980 - 81 through 1992 - 93**

| Academic Year | Full-time Undergraduate Students | | | | | | | Full time Graduate Students | | | | | | |
|-------------------------------------|----------------------------------|--------------|-------------|--------------|------------|----------------|--------------|-----------------------------|--------------|-------------|--------------|------------|----------------|--------------|
| | TUITION | | FEES | | | Tuition + Fees | | TUITION | | FEES | | | Tuition + Fees | |
| | In State | Out of State | College Fee | Activity Fee | Other Fees | In State | Out of State | In State | Out of State | College Fee | Activity Fee | Other Fees | In State | Out of State |
| Farmingdale | | | | | | | | | | | | | | |
| 1980-81 | 900 | 1,500 | 25 | 80 | 20 | 1,025 | 1,625 | - | - | - | - | - | - | - |
| 1981-82 | 1,050 | 1,750 | 25 | 83 | 25 | 1,183 | 1,883 | - | - | - | - | - | - | - |
| 1982-83 | 1,050 | 1,750 | 25 | 85 | 34 | 1,194 | 1,894 | - | - | - | - | - | - | - |
| 1983-84 | 1,350 | 2,650 | 25 | 88 | 33 | 1,496 | 2,796 | - | - | - | - | - | - | - |
| 1984-85 | 1,350 | 3,200 | 25 | 88 | 34 | 1,497 | 3,347 | - | - | - | - | - | - | - |
| 1985-86 | 1,350 | 3,200 | 25 | 88 | 34 | 1,497 | 3,347 | - | - | - | - | - | - | - |
| 1986-87 | 1,350 | 3,200 | 25 | 88 | 38 | 1,501 | 3,351 | - | - | - | - | - | - | - |
| 1987-88 | 1,350 | 3,200 | 25 | 120 | 42 | 1,537 | 3,387 | - | - | - | - | - | - | - |
| 1988-89 | 1,350 | 3,950 | 25 | 120 | 43 | 1,538 | 4,138 | - | - | - | - | - | - | - |
| 1989-90 | 1,350 | 4,700 | 25 | 160 | 43 | 1,578 | 4,928 | - | - | - | - | - | - | - |
| 1990-91 | 1,500 | 4,850 | 25 | 120 | 85 | 1,730 | 5,080 | - | - | - | - | - | - | - |
| 1991-92 | 2,150 | 5,750 | 25 | 120 | 155 | 2,450 | 6,050 | - | - | - | - | - | - | - |
| 1992-93 | 2,650 | 6,550 | 25 | 120 | 130 | 2,925 | 6,825 | - | - | - | - | - | - | - |
| Morrisville | | | | | | | | | | | | | | |
| 1980-81 | 900 | 1,500 | 25 | 80 | 135 | 1,140 | 1,740 | - | - | - | - | - | - | - |
| 1981-82 | 1,050 | 1,750 | 25 | 80 | 175 | 1,330 | 2,030 | - | - | - | - | - | - | - |
| 1982-83 | 1,050 | 1,750 | 25 | 80 | 64 | 1,219 | 1,919 | - | - | - | - | - | - | - |
| 1983-84 | 1,350 | 2,650 | 25 | 80 | 64 | 1,519 | 2,819 | - | - | - | - | - | - | - |
| 1984-85 | 1,350 | 3,200 | 25 | 100 | - | 1,475 | 3,325 | - | - | - | - | - | - | - |
| 1985-86 | 1,350 | 3,200 | 25 | 100 | - | 1,475 | 3,325 | - | - | - | - | - | - | - |
| 1986-87 | 1,350 | 3,200 | 25 | 100 | 65 | 1,540 | 3,390 | - | - | - | - | - | - | - |
| 1987-88 | 1,350 | 3,200 | 25 | 100 | 65 | 1,540 | 3,390 | - | - | - | - | - | - | - |
| 1988-89 | 1,350 | 3,950 | 25 | 125 | 75 | 1,575 | 4,175 | - | - | - | - | - | - | - |
| 1989-90 | 1,350 | 4,700 | 25 | 90 | 180 | 1,645 | 4,995 | - | - | - | - | - | - | - |
| 1990-91 | 1,500 | 4,850 | 25 | 90 | 50 | 1,665 | 5,015 | - | - | - | - | - | - | - |
| 1991-92 | 2,150 | 5,750 | 25 | 90 | 126 | 2,391 | 5,991 | - | - | - | - | - | - | - |
| 1992-93 | 2,650 | 6,550 | 25 | 95 | 145 | 2,915 | 6,815 | - | - | - | - | - | - | - |
| Community Colleges (Average) | | | | | | | | | | | | | | |
| 1980-81 | 799 | 1,595 | - | 63 | 17 | 870 | 1,667 | - | - | - | - | - | - | - |
| 1981-82 | 843 | 1,657 | - | 66 | 19 | 918 | 1,732 | - | - | - | - | - | - | - |
| 1982-83 | 917 | 1,942 | - | 66 | 19 | 994 | 2,020 | - | - | - | - | - | - | - |
| 1983-84 | 1,029 | 2,259 | - | 67 | 19 | 1,109 | 2,339 | - | - | - | - | - | - | - |
| 1984-85 | 1,107 | 2,446 | - | 70 | 20 | 1,191 | 2,530 | - | - | - | - | - | - | - |
| 1985-86 | 1,153 | 2,403 | - | 73 | 21 | 1,239 | 2,489 | 2,150 | 3,225 | - | 150 | - | 2,300 | 3,375 |
| 1986-87 | 1,225 | 2,518 | - | 76 | 29 | 1,326 | 2,619 | 2,150 | 3,225 | - | 150 | - | 2,300 | 3,375 |
| 1987-88 | 1,279 | 2,587 | - | 77 | 33 | 1,383 | 2,691 | 2,150 | 3,225 | - | 150 | - | 2,300 | 3,375 |
| 1988-89 | 1,313 | 2,656 | - | 81 | 25 | 1,413 | 2,756 | 2,150 | 3,225 | - | - | - | 2,150 | 3,225 |
| 1989-90 | 1,328 | 2,759 | - | 84 | 27 | 1,433 | 2,864 | 2,150 | 3,775 | - | 210 | - | 2,360 | 3,985 |
| 1990-91 | 1,352 | 2,822 | - | 90 | 28 | 1,465 | 2,936 | 2,300 | 4,375 | - | 210 | - | 2,510 | 4,585 |
| 1991-92 | 1,592 | 3,297 | - | 94 | 36 | 1,717 | 3,421 | 3,200 | 6,517 | - | 210 | - | 3,410 | 6,727 |
| 1992-93 | 1,780 | 3,675 | - | 98 | 43 | 1,914 | 3,809 | 4,000 | 7,316 | - | 210 | - | 4,210 | 7,526 |
| Adirondack Community College | | | | | | | | | | | | | | |
| 1980-81 | 700 | 1,400 | - | 70 | 6 | 776 | 1,476 | - | - | - | - | - | - | - |
| 1981-82 | 700 | 400 | - | 70 | 6 | 776 | 476 | - | - | - | - | - | - | - |
| 1982-83 | 730 | 1,460 | - | 70 | 7 | 807 | 1,537 | - | - | - | - | - | - | - |
| 1983-84 | 830 | 1,660 | - | 70 | 7 | 907 | 1,737 | - | - | - | - | - | - | - |
| 1984-85 | 900 | 1,800 | - | 70 | 7 | 977 | 1,877 | - | - | - | - | - | - | - |
| 1985-86 | 990 | 1,980 | - | 70 | 7 | 1,067 | 2,057 | - | - | - | - | - | - | - |
| 1986-87 | 1,120 | 2,240 | - | 70 | 7 | 1,197 | 2,317 | - | - | - | - | - | - | - |
| 1987-88 | 1,180 | 2,360 | - | 70 | 7 | 1,257 | 2,437 | - | - | - | - | - | - | - |
| 1988-89 | 1,250 | 2,500 | - | 70 | 7 | 1,327 | 2,577 | - | - | - | - | - | - | - |
| 1989-90 | 1,300 | 2,600 | - | 90 | 7 | 1,397 | 2,697 | - | - | - | - | - | - | - |
| 1990-91 | 1,300 | 2,600 | - | 90 | 7 | 1,397 | 2,697 | - | - | - | - | - | - | - |
| 1991-92 | 1,450 | 2,900 | - | 90 | 8 | 1,548 | 2,998 | - | - | - | - | - | - | - |
| 1992-93 | 1,600 | 3,200 | - | 90 | 8 | 1,698 | 3,298 | - | - | - | - | - | - | - |

SEE NOTES ON LAST PAGE OF TABLE

**Trends in Tuition and Required Fees at the State University of New York
Per Academic Year for Full-time Students: 1980 - 81 through 1992 - 93**

| Academic Year | Full-time Undergraduate Students | | | | | | | Full time Graduate Students | | | | | | |
|--|----------------------------------|--------------|-------------|--------------|------------|----------------|--------------|-----------------------------|--------------|-------------|--------------|------------|----------------|--------------|
| | TUITION | | FEES | | | Tuition + Fees | | TUITION | | FEES | | | Tuition + Fees | |
| | In State | Out of State | College Fee | Activity Fee | Other Fees | In State | Out of State | In State | Out of State | College Fee | Activity Fee | Other Fees | In State | Out of State |
| Broome Community College | | | | | | | | | | | | | | |
| 1980-81 | 730 | 1,460 | -- | 66 | -- | 796 | 1,526 | -- | -- | -- | -- | -- | -- | -- |
| 1981-82 | 800 | 1,600 | -- | 66 | -- | 866 | 1,666 | -- | -- | -- | -- | -- | -- | -- |
| 1982-83 | 800 | 1,600 | -- | 63 | -- | 863 | 1,663 | -- | -- | -- | -- | -- | -- | -- |
| 1983-84 | 850 | 1,700 | -- | 63 | -- | 913 | 1,763 | -- | -- | -- | -- | -- | -- | -- |
| 1984-85 | 950 | 1,900 | -- | 50 | 13 | 1,013 | 1,926 | -- | -- | -- | -- | -- | -- | -- |
| 1985-86 | 950 | 1,900 | -- | 33 | 25 | 1,008 | 1,958 | -- | -- | -- | -- | -- | -- | -- |
| 1986-87 | 1,050 | 2,100 | -- | 66 | 12 | 1,128 | 2,178 | -- | -- | -- | -- | -- | -- | -- |
| 1987-88 | 1,250 | 2,500 | -- | 33 | 45 | 1,328 | 2,578 | -- | -- | -- | -- | -- | -- | -- |
| 1988-89 | 1,250 | 2,500 | -- | 33 | 45 | 1,328 | 2,578 | -- | -- | -- | -- | -- | -- | -- |
| 1989-90 | 1,300 | 2,600 | -- | 33 | 45 | 1,378 | 2,678 | -- | -- | -- | -- | -- | -- | -- |
| 1990-91 | 1,350 | 2,700 | -- | 66 | 24 | 1,440 | 2,790 | -- | -- | -- | -- | -- | -- | -- |
| 1991-92 | 1,500 | 3,000 | -- | 66 | 24 | 1,590 | 3,090 | -- | -- | -- | -- | -- | -- | -- |
| 1992-93 | 1,630 | 3,260 | -- | 66 | 44 | 1,740 | 3,370 | -- | -- | -- | -- | -- | -- | -- |
| Cayuga Community College | | | | | | | | | | | | | | |
| 1980-81 | 800 | 1,600 | -- | 66 | 19 | 885 | 1,685 | -- | -- | -- | -- | -- | -- | -- |
| 1981-82 | 900 | 1,800 | -- | 66 | 18 | 984 | 1,884 | -- | -- | -- | -- | -- | -- | -- |
| 1982-83 | 990 | 1,880 | -- | 66 | 18 | 1,074 | 1,964 | -- | -- | -- | -- | -- | -- | -- |
| 1983-84 | 1,040 | 2,080 | -- | 66 | 20 | 1,126 | 2,166 | -- | -- | -- | -- | -- | -- | -- |
| 1984-85 | 1,040 | 2,080 | -- | 66 | 20 | 1,126 | 2,166 | -- | -- | -- | -- | -- | -- | -- |
| 1985-86 | 1,120 | 2,240 | -- | 70 | 19 | 1,209 | 2,329 | -- | -- | -- | -- | -- | -- | -- |
| 1986-87 | 1,200 | 2,400 | -- | 72 | 50 | 1,322 | 2,522 | -- | -- | -- | -- | -- | -- | -- |
| 1987-88 | 1,310 | 2,620 | -- | 36 | 75 | 1,421 | 2,731 | -- | -- | -- | -- | -- | -- | -- |
| 1988-89 | 1,350 | 2,700 | -- | 80 | 25 | 1,455 | 2,805 | -- | -- | -- | -- | -- | -- | -- |
| 1989-90 | 1,350 | 2,700 | -- | 69 | -- | 1,419 | 2,769 | -- | -- | -- | -- | -- | -- | -- |
| 1990-91 | 1,350 | 2,700 | -- | 80 | 29 | 1,459 | 2,809 | -- | -- | -- | -- | -- | -- | -- |
| 1991-92 | 1,650 | 3,300 | -- | 100 | 83 | 1,833 | 3,483 | -- | -- | -- | -- | -- | -- | -- |
| 1992-93 | 1,880 | 3,760 | -- | 100 | 83 | 2,063 | 3,943 | -- | -- | -- | -- | -- | -- | -- |
| Clinton Community College | | | | | | | | | | | | | | |
| 1980-81 | 750 | 1,500 | -- | 77 | -- | 827 | 1,577 | -- | -- | -- | -- | -- | -- | -- |
| 1981-82 | 780 | 1,560 | -- | 77 | -- | 857 | 1,637 | -- | -- | -- | -- | -- | -- | -- |
| 1982-83 | 900 | 1,800 | -- | 77 | -- | 977 | 1,877 | -- | -- | -- | -- | -- | -- | -- |
| 1983-84 | 1,000 | 2,000 | -- | 87 | -- | 1,087 | 2,087 | -- | -- | -- | -- | -- | -- | -- |
| 1984-85 | 1,050 | 2,100 | -- | 87 | -- | 1,137 | 2,187 | -- | -- | -- | -- | -- | -- | -- |
| 1985-86 | 1,050 | 2,100 | -- | 70 | 17 | 1,137 | 2,187 | -- | -- | -- | -- | -- | -- | -- |
| 1986-87 | 1,100 | 2,200 | -- | 70 | 17 | 1,187 | 2,287 | -- | -- | -- | -- | -- | -- | -- |
| 1987-88 | 1,150 | 2,300 | -- | 80 | 17 | 1,247 | 2,397 | -- | -- | -- | -- | -- | -- | -- |
| 1988-89 | 1,200 | 2,400 | -- | 80 | 17 | 1,297 | 2,497 | -- | -- | -- | -- | -- | -- | -- |
| 1989-90 | 1,250 | 2,500 | -- | 80 | 23 | 1,353 | 2,603 | -- | -- | -- | -- | -- | -- | -- |
| 1990-91 | 1,300 | 2,600 | -- | 80 | 28 | 1,408 | 2,708 | -- | -- | -- | -- | -- | -- | -- |
| 1991-92 | 1,400 | 2,800 | -- | 80 | 29 | 1,509 | 2,909 | -- | -- | -- | -- | -- | -- | -- |
| 1992-93 | 1,600 | 3,200 | -- | 80 | 28 | 1,708 | 3,308 | -- | -- | -- | -- | -- | -- | -- |
| Columbia-Greene Community College | | | | | | | | | | | | | | |
| 1980-81 | 800 | 1,600 | -- | 60 | 4 | 864 | 1,664 | -- | -- | -- | -- | -- | -- | -- |
| 1981-82 | 800 | 1,760 | -- | 60 | 4 | 864 | 1,824 | -- | -- | -- | -- | -- | -- | -- |
| 1982-83 | 970 | 1,940 | -- | 60 | 4 | 1,034 | 2,004 | -- | -- | -- | -- | -- | -- | -- |
| 1983-84 | 1,030 | 2,060 | -- | 60 | 4 | 1,094 | 2,124 | -- | -- | -- | -- | -- | -- | -- |
| 1984-85 | 1,180 | 2,360 | -- | 70 | 4 | 1,254 | 2,434 | -- | -- | -- | -- | -- | -- | -- |
| 1985-86 | 1,180 | 2,360 | -- | 60 | 6 | 1,246 | 2,426 | -- | -- | -- | -- | -- | -- | -- |
| 1986-87 | 1,180 | 2,360 | -- | 70 | 6 | 1,256 | 2,436 | -- | -- | -- | -- | -- | -- | -- |
| 1987-88 | 1,180 | 2,360 | -- | 70 | 6 | 1,256 | 2,436 | -- | -- | -- | -- | -- | -- | -- |
| 1988-89 | 1,210 | 2,420 | -- | 100 | 6 | 1,316 | 2,526 | -- | -- | -- | -- | -- | -- | -- |
| 1989-90 | 1,240 | 2,480 | -- | 100 | 6 | 1,346 | 2,586 | -- | -- | -- | -- | -- | -- | -- |
| 1990-91 | 1,280 | 2,560 | -- | 100 | 6 | 1,386 | 2,666 | -- | -- | -- | -- | -- | -- | -- |
| 1991-92 | 1,580 | 3,160 | -- | 100 | 6 | 1,686 | 3,266 | -- | -- | -- | -- | -- | -- | -- |
| 1992-93 | 1,680 | 3,360 | -- | 100 | 6 | 1,786 | 3,466 | -- | -- | -- | -- | -- | -- | -- |

SEE NOTES ON LAST PAGE OF TABLE

**Trends in Tuition and Required Fees at the State University of New York
Per Academic Year for Full-time Students: 1980 - 81 through 1992 - 93**

| Academic Year | Full-time Undergraduate Students | | | | | | | Full time Graduate Students | | | | | | |
|--|----------------------------------|--------------|-------------|--------------|------------|----------------|--------------|-----------------------------|--------------|-------------|--------------|------------|----------------|--------------|
| | TUITION | | FEES | | | Tuition + Fees | | TUITION | | FEES | | | Tuition + Fees | |
| | In State | Out of State | College Fee | Activity Fee | Other Fees | In State | Out of State | In State | Out of State | College Fee | Activity Fee | Other Fees | In State | Out of State |
| Coming Community College | | | | | | | | | | | | | | |
| 1980-81 | 900 | 1,800 | - | 80 | - | 980 | 1,880 | - | - | - | - | - | - | - |
| 1981-82 | 980 | 1,960 | - | 80 | - | 1,060 | 2,040 | - | - | - | - | - | - | - |
| 1982-83 | 1,050 | 2,100 | - | 80 | - | 1,130 | 2,180 | - | - | - | - | - | - | - |
| 1983-84 | 1,200 | 2,400 | - | 70 | - | 1,270 | 2,470 | - | - | - | - | - | - | - |
| 1984-85 | 1,250 | 2,500 | - | 70 | - | 1,320 | 2,570 | - | - | - | - | - | - | - |
| 1985-86 | 1,325 | 2,650 | - | - | - | 1,325 | 2,650 | - | - | - | - | - | - | - |
| 1986-87 | 1,350 | 2,700 | - | 70 | 100 | 1,520 | 2,870 | - | - | - | - | - | - | - |
| 1987-88 | 1,350 | 2,700 | - | 70 | 30 | 1,450 | 2,800 | - | - | - | - | - | - | - |
| 1988-89 | 1,350 | 2,700 | - | 70 | - | 1,420 | 2,770 | - | - | - | - | - | - | - |
| 1989-90 | 1,350 | 2,700 | - | 70 | 40 | 1,460 | 2,810 | - | - | - | - | - | - | - |
| 1990-91 | 1,500 | 3,000 | - | 90 | 15 | 1,605 | 3,105 | - | - | - | - | - | - | - |
| 1991-92 | 1,750 | 3,500 | - | 90 | 30 | 1,770 | 3,620 | - | - | - | - | - | - | - |
| 1992-93 | 2,000 | 4,000 | - | 90 | 56 | 2,146 | 4,146 | - | - | - | - | - | - | - |
| Dutchess Community College | | | | | | | | | | | | | | |
| 1980-81 | 750 | 1,500 | - | 65 | - | 815 | 1,565 | - | - | - | - | - | - | - |
| 1981-82 | 800 | 1,600 | - | 65 | - | 865 | 1,665 | - | - | - | - | - | - | - |
| 1982-83 | 900 | 1,800 | - | 65 | - | 965 | 1,865 | - | - | - | - | - | - | - |
| 1983-84 | 1,050 | 2,100 | - | 65 | - | 1,115 | 2,165 | - | - | - | - | - | - | - |
| 1984-85 | 1,150 | 2,300 | - | 65 | - | 1,215 | 2,365 | - | - | - | - | - | - | - |
| 1985-86 | 1,150 | 2,300 | - | 65 | - | 1,215 | 2,365 | - | - | - | - | - | - | - |
| 1986-87 | 1,250 | 2,500 | - | 65 | - | 1,315 | 2,565 | - | - | - | - | - | - | - |
| 1987-88 | 1,350 | 2,700 | - | 65 | - | 1,415 | 2,765 | - | - | - | - | - | - | - |
| 1988-89 | 1,350 | 2,700 | - | 65 | - | 1,415 | 2,765 | - | - | - | - | - | - | - |
| 1989-90 | 1,350 | 2,700 | - | 65 | - | 1,415 | 2,765 | - | - | - | - | - | - | - |
| 1990-91 | 1,350 | 2,700 | - | 65 | 30 | 1,445 | 2,795 | - | - | - | - | - | - | - |
| 1991-92 | 1,550 | 3,100 | - | 65 | 30 | 1,645 | 3,195 | - | - | - | - | - | - | - |
| 1992-93 | 1,650 | 3,300 | - | 65 | 30 | 1,745 | 3,395 | - | - | - | - | - | - | - |
| Erie Community College | | | | | | | | | | | | | | |
| 1980-81 | 740 | 1,480 | - | 58 | - | 798 | 1,538 | - | - | - | - | - | - | - |
| 1981-82 | 800 | 1,600 | - | 58 | - | 858 | 1,658 | - | - | - | - | - | - | - |
| 1982-83 | 870 | 1,740 | - | 60 | - | 930 | 1,800 | - | - | - | - | - | - | - |
| 1983-84 | 900 | 1,800 | - | 60 | - | 960 | 1,860 | - | - | - | - | - | - | - |
| 1984-85 | 925 | 2,775 | - | 60 | - | 985 | 2,835 | - | - | - | - | - | - | - |
| 1985-86 | 1,080 | 3,240 | - | 60 | 6 | 1,146 | 3,306 | - | - | - | - | - | - | - |
| 1986-87 | 1,180 | 3,540 | - | 60 | 42 | 1,282 | 3,642 | - | - | - | - | - | - | - |
| 1987-88 | 1,280 | 2,560 | - | 60 | 44 | 1,384 | 2,664 | - | - | - | - | - | - | - |
| 1988-89 | 1,350 | 2,700 | - | 60 | 44 | 1,454 | 2,804 | - | - | - | - | - | - | - |
| 1989-90 | 1,350 | 2,700 | - | 60 | 44 | 1,454 | 2,804 | - | - | - | - | - | - | - |
| 1990-91 | 1,350 | 2,700 | - | 60 | - | 1,410 | 2,760 | - | - | - | - | - | - | - |
| 1991-92 | 1,530 | 3,060 | - | 60 | - | 1,590 | 3,120 | - | - | - | - | - | - | - |
| 1992-93 | 1,830 | 3,660 | - | 70 | - | 1,900 | 3,730 | - | - | - | - | - | - | - |
| Fashion Institute of Technology | | | | | | | | | | | | | | |
| 1980-81 | 900 | 1,800 | - | 80 | - | 980 | 1,880 | - | - | - | - | - | - | - |
| 1981-82 | 900 | 1,800 | - | 110 | - | 1,010 | 1,910 | - | - | - | - | - | - | - |
| 1982-83 | 1,050 | 2,100 | - | 110 | - | 1,160 | 2,210 | - | - | - | - | - | - | - |
| 1983-84 | 1,200 | 2,400 | - | 110 | - | 1,310 | 2,510 | - | - | - | - | - | - | - |
| 1984-85 | 1,350 | 2,700 | - | 150 | - | 1,500 | 2,850 | - | - | - | - | - | - | - |
| 1985-86 | 1,350 | 2,700 | - | 150 | - | 1,500 | 2,850 | 2,150 | 3,225 | - | 150 | - | 2,300 | 3,375 |
| 1986-87 | 1,350 | 2,700 | - | 150 | - | 1,500 | 2,850 | 2,150 | 3,225 | - | 150 | - | 2,300 | 3,375 |
| 1987-88 | 1,350 | 2,700 | - | 150 | - | 1,500 | 2,850 | 2,150 | 3,225 | - | 150 | - | 2,300 | 3,375 |
| 1988-89 | 1,350 | 2,700 | - | 150 | - | 1,500 | 2,850 | 2,150 | 3,225 | - | - | - | 2,150 | 3,225 |
| 1989-90 | 1,350 | 3,250 | - | 210 | - | 1,560 | 3,460 | 2,150 | 3,775 | - | 210 | - | 2,360 | 3,985 |
| 1990-91 | 1,500 | 3,850 | - | 210 | - | 1,710 | 4,060 | 2,300 | 4,375 | - | 210 | - | 2,510 | 4,585 |
| 1991-92 | 1,750 | 4,150 | - | 210 | - | 1,960 | 4,360 | 3,200 | 6,517 | - | 210 | - | 3,410 | 6,727 |
| 1992-93 | 2,000 | 4,650 | - | 210 | - | 2,210 | 4,860 | 4,000 | 7,316 | - | 210 | - | 4,210 | 7,526 |

**Trends in Tuition and Required Fees at the State University of New York
Per Academic Year for Full-time Students: 1980 - 81 through 1992 - 93**

| Academic Year | Full-time Undergraduate Students | | | | | | | Full time Graduate Students | | | | | | |
|--|----------------------------------|--------------|-------------|--------------|------------|----------------|--------------|-----------------------------|--------------|-------------|--------------|------------|----------------|--------------|
| | TUITION | | FEES | | | Tuition + Fees | | TUITION | | FEES | | | Tuition + Fees | |
| | In State | Out of State | College Fee | Activity Fee | Other Fees | In State | Out of State | In State | Out of State | College Fee | Activity Fee | Other Fees | In State | Out of State |
| Finger Lakes Community College | | | | | | | | | | | | | | |
| 1980-81 | 840 | 1,600 | -- | 55 | 26 | 921 | 1,681 | -- | -- | -- | -- | -- | -- | -- |
| 1981-82 | 912 | 1,824 | -- | 55 | 38 | 1,005 | 1,917 | -- | -- | -- | -- | -- | -- | -- |
| 1982-83 | 936 | 1,872 | -- | 55 | 38 | 1,029 | 1,965 | -- | -- | -- | -- | -- | -- | -- |
| 1983-84 | 1,100 | 2,200 | -- | 55 | 55 | 1,210 | 2,310 | -- | -- | -- | -- | -- | -- | -- |
| 1984-85 | 1,224 | 2,448 | -- | 55 | 55 | 1,334 | 2,558 | -- | -- | -- | -- | -- | -- | -- |
| 1985-86 | 1,224 | 2,448 | -- | 55 | 55 | 1,334 | 2,558 | -- | -- | -- | -- | -- | -- | -- |
| 1986-87 | 1,296 | 2,592 | -- | 55 | 55 | 1,406 | 2,702 | -- | -- | -- | -- | -- | -- | -- |
| 1987-88 | 1,344 | 2,688 | -- | 60 | 60 | 1,464 | 2,808 | -- | -- | -- | -- | -- | -- | -- |
| 1988-89 | 1,350 | 2,700 | -- | 60 | 60 | 1,470 | 2,820 | -- | -- | -- | -- | -- | -- | -- |
| 1989-90 | 1,350 | 2,700 | -- | 60 | 60 | 1,470 | 2,820 | -- | -- | -- | -- | -- | -- | -- |
| 1990-91 | 1,350 | 2,700 | -- | 60 | 60 | 1,470 | 2,820 | -- | -- | -- | -- | -- | -- | -- |
| 1991-92 | 1,650 | 3,300 | -- | 60 | 65 | 1,775 | 3,425 | -- | -- | -- | -- | -- | -- | -- |
| 1992-93 | 1,780 | 3,560 | -- | 60 | 70 | 1,910 | 3,690 | -- | -- | -- | -- | -- | -- | -- |
| Fulton-Montgomery Community College | | | | | | | | | | | | | | |
| 1980-81 | 850 | 1,700 | -- | 70 | -- | 920 | 1,770 | -- | -- | -- | -- | -- | -- | -- |
| 1981-82 | 850 | 1,700 | -- | 70 | 13 | 933 | 1,783 | -- | -- | -- | -- | -- | -- | -- |
| 1982-83 | 850 | 1,700 | -- | 70 | 13 | 933 | 1,783 | -- | -- | -- | -- | -- | -- | -- |
| 1983-84 | 850 | 1,700 | -- | 70 | 13 | 933 | 1,783 | -- | -- | -- | -- | -- | -- | -- |
| 1984-85 | 990 | 1,980 | -- | 70 | 13 | 1,073 | 2,063 | -- | -- | -- | -- | -- | -- | -- |
| 1985-86 | 990 | 1,980 | -- | 70 | 13 | 1,073 | 2,063 | -- | -- | -- | -- | -- | -- | -- |
| 1986-87 | 1,150 | 2,300 | -- | 70 | 23 | 1,243 | 2,393 | -- | -- | -- | -- | -- | -- | -- |
| 1987-88 | 1,275 | 2,550 | -- | 80 | 13 | 1,368 | 2,643 | -- | -- | -- | -- | -- | -- | -- |
| 1988-89 | 1,350 | 2,700 | -- | 80 | 13 | 1,443 | 2,793 | -- | -- | -- | -- | -- | -- | -- |
| 1989-90 | 1,350 | 2,700 | -- | 80 | 16 | 1,446 | 2,796 | -- | -- | -- | -- | -- | -- | -- |
| 1990-91 | 1,350 | 2,700 | -- | 80 | 16 | 1,446 | 2,796 | -- | -- | -- | -- | -- | -- | -- |
| 1991-92 | 1,750 | 3,500 | -- | 80 | 17 | 1,847 | 3,597 | -- | -- | -- | -- | -- | -- | -- |
| 1992-93 | 1,900 | 3,800 | -- | 80 | 17 | 1,997 | 3,897 | -- | -- | -- | -- | -- | -- | -- |
| Genesee Community College | | | | | | | | | | | | | | |
| 1980-81 | 700 | 1,400 | -- | 58 | 10 | 768 | 1,468 | -- | -- | -- | -- | -- | -- | -- |
| 1981-82 | 800 | 1,600 | -- | 61 | 10 | 871 | 1,671 | -- | -- | -- | -- | -- | -- | -- |
| 1982-83 | 800 | 1,600 | -- | 60 | 10 | 870 | 1,670 | -- | -- | -- | -- | -- | -- | -- |
| 1983-84 | 900 | 1,800 | -- | 60 | 10 | 970 | 1,870 | -- | -- | -- | -- | -- | -- | -- |
| 1984-85 | 1,000 | 2,000 | -- | 60 | 11 | 1,071 | 2,071 | -- | -- | -- | -- | -- | -- | -- |
| 1985-86 | 1,100 | 2,200 | -- | 72 | 16 | 1,188 | 2,288 | -- | -- | -- | -- | -- | -- | -- |
| 1986-87 | 1,200 | 2,400 | -- | 72 | 21 | 1,293 | 2,493 | -- | -- | -- | -- | -- | -- | -- |
| 1987-88 | 1,200 | 2,400 | -- | 80 | 21 | 1,301 | 2,501 | -- | -- | -- | -- | -- | -- | -- |
| 1988-89 | 1,200 | 2,400 | -- | 101 | -- | 1,301 | 2,501 | -- | -- | -- | -- | -- | -- | -- |
| 1989-90 | 1,250 | 2,500 | -- | 76 | 25 | 1,351 | 2,601 | -- | -- | -- | -- | -- | -- | -- |
| 1990-91 | 1,250 | 2,500 | -- | 80 | 20 | 1,350 | 2,600 | -- | -- | -- | -- | -- | -- | -- |
| 1991-92 | 1,550 | 3,100 | -- | 100 | 24 | 1,674 | 3,224 | -- | -- | -- | -- | -- | -- | -- |
| 1992-93 | 1,800 | 3,600 | -- | 120 | 30 | 1,950 | 3,750 | -- | -- | -- | -- | -- | -- | -- |
| Herkimer Community College | | | | | | | | | | | | | | |
| 1980-81 | 600 | 1,200 | -- | 70 | -- | 670 | 1,270 | -- | -- | -- | -- | -- | -- | -- |
| 1981-82 | 600 | 1,200 | -- | 70 | -- | 670 | 1,270 | -- | -- | -- | -- | -- | -- | -- |
| 1982-83 | 600 | 1,200 | -- | 80 | -- | 680 | 1,280 | -- | -- | -- | -- | -- | -- | -- |
| 1983-84 | 780 | 1,560 | -- | 80 | -- | 860 | 1,640 | -- | -- | -- | -- | -- | -- | -- |
| 1984-85 | 860 | 1,720 | -- | 80 | -- | 940 | 1,800 | -- | -- | -- | -- | -- | -- | -- |
| 1985-86 | 960 | 1,920 | -- | 90 | -- | 1,050 | 2,010 | -- | -- | -- | -- | -- | -- | -- |
| 1986-87 | 1,060 | 2,120 | -- | 90 | -- | 1,150 | 2,210 | -- | -- | -- | -- | -- | -- | -- |
| 1987-88 | 1,150 | 2,300 | -- | 90 | 15 | 1,255 | 2,405 | -- | -- | -- | -- | -- | -- | -- |
| 1988-89 | 1,225 | 2,450 | -- | 90 | 30 | 1,345 | 2,570 | -- | -- | -- | -- | -- | -- | -- |
| 1989-90 | 1,350 | 2,700 | -- | 90 | 30 | 1,470 | 2,820 | -- | -- | -- | -- | -- | -- | -- |
| 1990-91 | 1,350 | 2,700 | -- | 90 | 30 | 1,470 | 2,820 | -- | -- | -- | -- | -- | -- | -- |
| 1991-92 | 1,500 | 3,000 | -- | 100 | 30 | 1,630 | 3,130 | -- | -- | -- | -- | -- | -- | -- |
| 1992-93 | 1,700 | 3,400 | -- | 100 | 40 | 1,840 | 3,540 | -- | -- | -- | -- | -- | -- | -- |

**Trends in Tuition and Required Fees at the State University of New York
Per Academic Year for Full-time Students: 1980 - 81 through 1992 - 93**

| Academic Year | Full-time Undergraduate Students | | | | | | | Full time Graduate Students | | | | | | |
|--|----------------------------------|--------------|-------------|--------------|------------|----------------|--------------|-----------------------------|--------------|-------------|--------------|------------|----------------|--------------|
| | TUITION | | FEES | | | Tuition + Fees | | TUITION | | FEES | | | Tuition + Fees | |
| | In State | Out of State | College Fee | Activity Fee | Other Fees | In State | Out of State | In State | Out of State | College Fee | Activity Fee | Other Fees | In State | Out of State |
| Hudson Valley Community College | | | | | | | | | | | | | | |
| 1980-81 | 750 | 1,500 | - | 60 | 38 | 848 | 1,598 | - | - | - | - | - | - | - |
| 1981-82 | 750 | 1,500 | - | 60 | 38 | 848 | 1,598 | - | - | - | - | - | - | - |
| 1982-83 | 850 | 1,900 | - | 60 | 38 | 948 | 1,998 | - | - | - | - | - | - | - |
| 1983-84 | 990 | 2,180 | - | 60 | 38 | 1,088 | 2,278 | - | - | - | - | - | - | - |
| 1984-85 | 1,090 | 2,380 | - | 60 | 15 | 1,165 | 2,455 | - | - | - | - | - | - | - |
| 1985-86 | 1,090 | 2,380 | - | 60 | 15 | 1,165 | 2,455 | - | - | - | - | - | - | - |
| 1986-87 | 1,180 | 2,560 | - | 80 | 19 | 1,279 | 2,659 | - | - | - | - | - | - | - |
| 1987-88 | 1,180 | 2,560 | - | 80 | 19 | 1,279 | 2,659 | - | - | - | - | - | - | - |
| 1988-89 | 1,180 | 2,560 | - | 80 | 19 | 1,279 | 2,659 | - | - | - | - | - | - | - |
| 1989-90 | 1,180 | 2,560 | - | 80 | 19 | 1,279 | 2,659 | - | - | - | - | - | - | - |
| 1990-91 | 1,180 | 2,560 | - | 80 | 19 | 1,279 | 2,659 | - | - | - | - | - | - | - |
| 1991-92 | 1,300 | 2,800 | - | 90 | 19 | 1,409 | 2,909 | - | - | - | - | - | - | - |
| 1992-93 | 1,450 | 3,100 | - | 90 | 22 | 1,562 | 3,212 | - | - | - | - | - | - | - |
| Jamestown Community College | | | | | | | | | | | | | | |
| 1980-81 | 780 | 1,560 | - | 50 | - | 830 | 1,610 | - | - | - | - | - | - | - |
| 1981-82 | 810 | 1,620 | - | 50 | - | 860 | 1,670 | - | - | - | - | - | - | - |
| 1982-83 | 900 | 1,800 | - | 70 | 12 | 982 | 1,882 | - | - | - | - | - | - | - |
| 1983-84 | 1,050 | 2,100 | - | 70 | 12 | 1,132 | 2,182 | - | - | - | - | - | - | - |
| 1984-85 | 1,050 | 2,100 | - | 80 | 20 | 1,150 | 2,200 | - | - | - | - | - | - | - |
| 1985-86 | 1,100 | 2,200 | - | 80 | 12 | 1,192 | 2,292 | - | - | - | - | - | - | - |
| 1986-87 | 1,200 | 2,400 | - | 80 | 16 | 1,296 | 2,496 | - | - | - | - | - | - | - |
| 1987-88 | 1,300 | 2,600 | - | 80 | 35 | 1,415 | 2,715 | - | - | - | - | - | - | - |
| 1988-89 | 1,350 | 2,700 | - | 80 | 38 | 1,468 | 2,818 | - | - | - | - | - | - | - |
| 1989-90 | 1,350 | 2,700 | - | 100 | 60 | 1,510 | 2,860 | - | - | - | - | - | - | - |
| 1990-91 | 1,350 | 2,700 | - | 100 | 50 | 1,500 | 2,850 | - | - | - | - | - | - | - |
| 1991-92 | 1,600 | 3,200 | - | 55 | 145 | 1,800 | 3,400 | - | - | - | - | - | - | - |
| 1992-93 | 1,800 | 3,600 | - | 110 | 115 | 2,025 | 3,825 | - | - | - | - | - | - | - |
| Jefferson Community College | | | | | | | | | | | | | | |
| 1980-81 | 840 | 1,680 | - | 60 | 40 | 940 | 1,780 | - | - | - | - | - | - | - |
| 1981-82 | 900 | 1,800 | - | 62 | 28 | 990 | 1,890 | - | - | - | - | - | - | - |
| 1982-83 | 980 | 1,960 | - | 66 | 34 | 1,080 | 2,060 | - | - | - | - | - | - | - |
| 1983-84 | 1,120 | 2,240 | - | 66 | 34 | 1,220 | 2,340 | - | - | - | - | - | - | - |
| 1984-85 | 1,200 | 2,400 | - | 72 | 26 | 1,298 | 2,498 | - | - | - | - | - | - | - |
| 1985-86 | 1,256 | 1,256 | - | 72 | 56 | 1,384 | 1,384 | - | - | - | - | - | - | - |
| 1986-87 | 1,300 | 1,300 | - | 80 | 68 | 1,448 | 1,448 | - | - | - | - | - | - | - |
| 1987-88 | 1,350 | 1,350 | - | 80 | 35 | 1,465 | 1,465 | - | - | - | - | - | - | - |
| 1988-89 | 1,350 | 1,350 | - | 44 | 32 | 1,426 | 1,426 | - | - | - | - | - | - | - |
| 1989-90 | 1,350 | 2,700 | - | 95 | 26 | 1,471 | 2,821 | - | - | - | - | - | - | - |
| 1990-91 | 1,350 | 2,700 | - | 110 | 27 | 1,487 | 2,837 | - | - | - | - | - | - | - |
| 1991-92 | 1,400 | 2,800 | - | 114 | 25 | 1,539 | 2,939 | - | - | - | - | - | - | - |
| 1992-93 | 1,464 | 2,928 | - | 96 | 116 | 1,676 | 3,140 | - | - | - | - | - | - | - |
| Mohawk Valley Community College | | | | | | | | | | | | | | |
| 1980-81 | 810 | 1,620 | - | 75 | - | 885 | 1,695 | - | - | - | - | - | - | - |
| 1981-82 | 900 | 1,800 | - | 75 | - | 975 | 1,875 | - | - | - | - | - | - | - |
| 1982-83 | 1,000 | 2,000 | - | 74 | - | 1,074 | 2,074 | - | - | - | - | - | - | - |
| 1983-84 | 1,150 | 3,450 | - | 74 | 11 | 1,235 | 3,535 | - | - | - | - | - | - | - |
| 1984-85 | 1,150 | 3,450 | - | 74 | 11 | 1,235 | 3,535 | - | - | - | - | - | - | - |
| 1985-86 | 1,150 | 2,300 | - | 76 | 11 | 1,237 | 2,387 | - | - | - | - | - | - | - |
| 1986-87 | 1,250 | 2,500 | - | 80 | 11 | 1,341 | 2,591 | - | - | - | - | - | - | - |
| 1987-88 | 1,300 | 2,600 | - | 86 | 11 | 1,397 | 2,697 | - | - | - | - | - | - | - |
| 1988-89 | 1,350 | 2,700 | - | 86 | 11 | 1,447 | 2,797 | - | - | - | - | - | - | - |
| 1989-90 | 1,350 | 2,700 | - | 90 | 11 | 1,451 | 2,801 | - | - | - | - | - | - | - |
| 1990-91 | 1,350 | 2,700 | - | 90 | 11 | 1,451 | 2,801 | - | - | - | - | - | - | - |
| 1991-92 | 1,700 | 3,400 | - | 100 | 11 | 1,811 | 3,511 | - | - | - | - | - | - | - |
| 1992-93 | 2,000 | 4,000 | - | 100 | 11 | 2,111 | 4,111 | - | - | - | - | - | - | - |

**Trends in Tuition and Required Fees at the State University of New York
Per Academic Year for Full-time Students: 1980 - 81 through 1992 - 93**

| Academic Year | Full-time Undergraduate Students | | | | | | | Full time Graduate Students | | | | | | |
|--|----------------------------------|--------------|-------------|--------------|------------|----------------|--------------|-----------------------------|--------------|-------------|--------------|------------|----------------|--------------|
| | TUITION | | FEES | | | Tuition + Fees | | TUITION | | FEES | | | Tuition + Fees | |
| | In State | Out of State | College Fee | Activity Fee | Other Fees | In State | Out of State | In State | Out of State | College Fee | Activity Fee | Other Fees | In State | Out of State |
| Monroe Community College | | | | | | | | | | | | | | |
| 1980-81 | 900 | 1,800 | - | 54 | 6 | 960 | 1,860 | - | - | - | - | - | - | - |
| 1981-82 | 900 | 1,800 | - | 54 | 8 | 962 | 1,862 | - | - | - | - | - | - | - |
| 1982-83 | 1,000 | 2,000 | - | 54 | 8 | 1,062 | 2,062 | - | - | - | - | - | - | - |
| 1983-84 | 1,160 | 2,320 | - | 54 | 8 | 1,222 | 2,382 | - | - | - | - | - | - | - |
| 1984-85 | 1,160 | 2,320 | - | 54 | 8 | 1,222 | 2,382 | - | - | - | - | - | - | - |
| 1985-86 | 1,200 | 2,400 | - | 76 | 8 | 1,284 | 2,484 | - | - | - | - | - | - | - |
| 1986-87 | 1,280 | 2,560 | - | 76 | 8 | 1,364 | 2,644 | - | - | - | - | - | - | - |
| 1987-88 | 1,350 | 2,700 | - | 76 | 23 | 1,449 | 2,799 | - | - | - | - | - | - | - |
| 1988-89 | 1,350 | 2,700 | - | 76 | 8 | 1,434 | 2,784 | - | - | - | - | - | - | - |
| 1989-90 | 1,350 | 2,700 | - | 90 | 8 | 1,448 | 2,798 | - | - | - | - | - | - | - |
| 1990-91 | 1,430 | 2,860 | - | 96 | 8 | 1,534 | 2,964 | - | - | - | - | - | - | - |
| 1991-92 | 1,750 | 3,500 | - | 106 | 16 | 1,872 | 3,622 | - | - | - | - | - | - | - |
| 1992-93 | 1,975 | 3,950 | - | 100 | 125 | 2,200 | 4,175 | - | - | - | - | - | - | - |
| Nassau Community College | | | | | | | | | | | | | | |
| 1980-81 | 900 | 1,800 | - | 50 | - | 950 | 1,850 | - | - | - | - | - | - | - |
| 1981-82 | 900 | 1,800 | - | 50 | - | 950 | 1,850 | - | - | - | - | - | - | - |
| 1982-83 | 900 | 1,800 | - | 60 | - | 960 | 1,860 | - | - | - | - | - | - | - |
| 1983-84 | 1,050 | 2,100 | - | 60 | - | 1,110 | 2,160 | - | - | - | - | - | - | - |
| 1984-85 | 1,150 | 2,300 | - | 70 | - | 1,220 | 2,370 | - | - | - | - | - | - | - |
| 1985-86 | 1,230 | 2,460 | - | 70 | - | 1,300 | 2,530 | - | - | - | - | - | - | - |
| 1986-87 | 1,330 | 2,660 | - | 70 | 50 | 1,450 | 2,780 | - | - | - | - | - | - | - |
| 1987-88 | 1,350 | 2,700 | - | 90 | 80 | 1,520 | 2,870 | - | - | - | - | - | - | - |
| 1988-89 | 1,350 | 2,700 | - | 90 | 49 | 1,489 | 2,839 | - | - | - | - | - | - | - |
| 1989-90 | 1,350 | 2,700 | - | 90 | 60 | 1,500 | 2,850 | - | - | - | - | - | - | - |
| 1990-91 | 1,450 | 2,900 | - | 90 | 70 | 1,610 | 3,060 | - | - | - | - | - | - | - |
| 1991-92 | 1,650 | 3,300 | - | 90 | 74 | 1,814 | 3,464 | - | - | - | - | - | - | - |
| 1992-93 | 1,850 | 3,700 | - | 90 | 78 | 2,018 | 3,868 | - | - | - | - | - | - | - |
| Niagara Community College | | | | | | | | | | | | | | |
| 1980-81 | 800 | 1,600 | - | 50 | - | 850 | 1,650 | - | - | - | - | - | - | - |
| 1981-82 | 800 | 1,600 | - | 50 | - | 850 | 1,650 | - | - | - | - | - | - | - |
| 1982-83 | 870 | 1,960 | - | 50 | - | 920 | 2,010 | - | - | - | - | - | - | - |
| 1983-84 | 1,050 | 2,100 | - | 50 | - | 1,100 | 2,150 | - | - | - | - | - | - | - |
| 1984-85 | 1,050 | 2,100 | - | 50 | - | 1,100 | 2,150 | - | - | - | - | - | - | - |
| 1985-86 | 1,050 | 2,100 | - | 50 | - | 1,100 | 2,150 | - | - | - | - | - | - | - |
| 1986-87 | 1,130 | 2,260 | - | 60 | 10 | 1,200 | 2,330 | - | - | - | - | - | - | - |
| 1987-88 | 1,130 | 2,260 | - | 60 | - | 1,190 | 2,320 | - | - | - | - | - | - | - |
| 1988-89 | 1,280 | 2,560 | - | 60 | - | 1,340 | 2,620 | - | - | - | - | - | - | - |
| 1989-90 | 1,280 | 2,560 | - | 60 | - | 1,340 | 2,620 | - | - | - | - | - | - | - |
| 1990-91 | 1,280 | 2,560 | - | 70 | - | 1,350 | 2,630 | - | - | - | - | - | - | - |
| 1991-92 | 1,600 | 3,200 | - | 80 | - | 1,680 | 3,280 | - | - | - | - | - | - | - |
| 1992-93 | 1,700 | 3,400 | - | 80 | - | 1,780 | 3,480 | - | - | - | - | - | - | - |
| North Country Community College | | | | | | | | | | | | | | |
| 1980-81 | 790 | 1,580 | - | 80 | 12 | 882 | 1,672 | - | - | - | - | - | - | - |
| 1981-82 | 790 | 1,580 | - | 85 | 18 | 893 | 1,683 | - | - | - | - | - | - | - |
| 1982-83 | 900 | 1,800 | - | 85 | 18 | 1,003 | 1,903 | - | - | - | - | - | - | - |
| 1983-84 | 925 | 1,850 | - | 85 | 18 | 1,028 | 1,953 | - | - | - | - | - | - | - |
| 1984-85 | 1,100 | 2,200 | - | 80 | 20 | 1,200 | 2,300 | - | - | - | - | - | - | - |
| 1985-86 | 1,150 | 2,300 | - | 80 | 25 | 1,255 | 2,405 | - | - | - | - | - | - | - |
| 1986-87 | 1,250 | 2,500 | - | 80 | 25 | 1,355 | 2,605 | - | - | - | - | - | - | - |
| 1987-88 | 1,325 | 2,650 | - | 80 | 25 | 1,430 | 2,755 | - | - | - | - | - | - | - |
| 1988-89 | 1,325 | 2,650 | - | 80 | 25 | 1,430 | 2,755 | - | - | - | - | - | - | - |
| 1989-90 | 1,350 | 2,700 | - | 80 | 25 | 1,455 | 2,805 | - | - | - | - | - | - | - |
| 1990-91 | 1,350 | 2,700 | - | 80 | 25 | 1,455 | 2,805 | - | - | - | - | - | - | - |
| 1991-92 | 1,600 | 3,200 | - | 80 | 25 | 1,705 | 3,305 | - | - | - | - | - | - | - |
| 1992-93 | 1,800 | 3,600 | - | 80 | 25 | 1,905 | 3,705 | - | - | - | - | - | - | - |

SEE NOTES ON LAST PAGE OF TABLE

**Trends in Tuition and Required Fees at the State University of New York
Per Academic Year for Full-time Students: 1980 - 81 through 1992 - 93**

| Academic Year | Full-time Undergraduate Students | | | | | | | Full time Graduate Students | | | | | | |
|--------------------------------------|----------------------------------|--------------|-------------|--------------|------------|----------------|--------------|-----------------------------|--------------|-------------|--------------|------------|----------------|--------------|
| | TUITION | | FEES | | | Tuition + Fees | | TUITION | | FEES | | | Tuition + Fees | |
| | In State | Out of State | College Fee | Activity Fee | Other Fees | In State | Out of State | In State | Out of State | College Fee | Activity Fee | Other Fees | In State | Out of State |
| Onondaga Community College | | | | | | | | | | | | | | |
| 1980-81 | 820 | 1,640 | - | 50 | - | 870 | 1,690 | - | - | - | - | - | - | - |
| 1981-82 | 976 | 1,952 | - | 50 | - | 1,026 | 2,002 | - | - | - | - | - | - | - |
| 1982-83 | 1,026 | 2,052 | - | 50 | - | 1,076 | 2,102 | - | - | - | - | - | - | - |
| 1983-84 | 1,050 | 3,150 | - | 50 | - | 1,100 | 3,200 | - | - | - | - | - | - | - |
| 1984-85 | 1,142 | 3,426 | - | 64 | - | 1,206 | 3,490 | - | - | - | - | - | - | - |
| 1985-86 | 1,200 | 3,600 | - | 64 | - | 1,264 | 3,664 | - | - | - | - | - | - | - |
| 1986-87 | 1,300 | 3,900 | - | 64 | - | 1,364 | 3,964 | - | - | - | - | - | - | - |
| 1987-88 | 1,350 | 4,050 | - | 64 | - | 1,414 | 4,114 | - | - | - | - | - | - | - |
| 1988-89 | 1,350 | 4,050 | - | 76 | - | 1,426 | 4,126 | - | - | - | - | - | - | - |
| 1989-90 | 1,350 | 4,050 | - | 84 | - | 1,434 | 4,134 | - | - | - | - | - | - | - |
| 1990-91 | 1,350 | 4,050 | - | 84 | - | 1,434 | 4,134 | - | - | - | - | - | - | - |
| 1991-92 | 1,540 | 4,620 | - | 92 | - | 1,632 | 4,712 | - | - | - | - | - | - | - |
| 1992-93 | 1,750 | 5,250 | - | 92 | - | 1,842 | 5,342 | - | - | - | - | - | - | - |
| Orange Community College | | | | | | | | | | | | | | |
| 1980-81 | 900 | 1,800 | - | 50 | 15 | 965 | 1,865 | - | - | - | - | - | - | - |
| 1981-82 | 900 | 1,800 | - | 50 | 15 | 965 | 1,865 | - | - | - | - | - | - | - |
| 1982-83 | 1,050 | 2,100 | - | 50 | 15 | 1,115 | 2,165 | - | - | - | - | - | - | - |
| 1983-84 | 1,152 | 2,304 | - | 50 | 15 | 1,217 | 2,369 | - | - | - | - | - | - | - |
| 1984-85 | 1,252 | 2,504 | - | 50 | 15 | 1,317 | 2,569 | - | - | - | - | - | - | - |
| 1985-86 | 1,252 | 2,504 | - | 70 | 15 | 1,337 | 2,589 | - | - | - | - | - | - | - |
| 1986-87 | 1,252 | 2,504 | - | 70 | 15 | 1,337 | 2,589 | - | - | - | - | - | - | - |
| 1987-88 | 1,300 | 2,600 | - | 70 | 15 | 1,385 | 2,685 | - | - | - | - | - | - | - |
| 1988-89 | 1,350 | 2,700 | - | 70 | 15 | 1,435 | 2,785 | - | - | - | - | - | - | - |
| 1989-90 | 1,350 | 2,700 | - | 70 | 15 | 1,435 | 2,785 | - | - | - | - | - | - | - |
| 1990-91 | 1,350 | 2,700 | - | 70 | 15 | 1,435 | 2,785 | - | - | - | - | - | - | - |
| 1991-92 | 1,650 | 3,300 | - | 70 | 30 | 1,750 | 3,400 | - | - | - | - | - | - | - |
| 1992-93 | 1,750 | 3,500 | - | 70 | 15 | 1,835 | 3,585 | - | - | - | - | - | - | - |
| Rockland Community College | | | | | | | | | | | | | | |
| 1980-81 | 820 | 1,640 | - | 44 | - | 864 | 1,684 | - | - | - | - | - | - | - |
| 1981-82 | 860 | 1,720 | - | 50 | - | 910 | 1,770 | - | - | - | - | - | - | - |
| 1982-83 | 900 | 1,800 | - | 50 | - | 950 | 1,850 | - | - | - | - | - | - | - |
| 1983-84 | 1,100 | 2,200 | - | 56 | 10 | 1,163 | 2,266 | - | - | - | - | - | - | - |
| 1984-85 | 1,100 | 2,200 | - | 56 | 10 | 1,166 | 2,266 | - | - | - | - | - | - | - |
| 1985-86 | 1,120 | 2,240 | - | 56 | 8 | 1,184 | 2,304 | - | - | - | - | - | - | - |
| 1986-87 | 1,120 | 2,240 | - | 56 | 8 | 1,184 | 2,304 | - | - | - | - | - | - | - |
| 1987-88 | 1,200 | 2,400 | - | 75 | 40 | 1,315 | 2,515 | - | - | - | - | - | - | - |
| 1988-89 | 1,300 | 2,600 | - | 75 | 26 | 1,401 | 2,701 | - | - | - | - | - | - | - |
| 1989-90 | 1,350 | 2,700 | - | 75 | 26 | 1,451 | 2,801 | - | - | - | - | - | - | - |
| 1990-91 | 1,350 | 2,700 | - | 75 | 26 | 1,451 | 2,801 | - | - | - | - | - | - | - |
| 1991-92 | 1,750 | 3,500 | - | 38 | 83 | 1,871 | 3,621 | - | - | - | - | - | - | - |
| 1992-93 | 1,950 | 3,900 | - | 75 | 45 | 2,070 | 4,020 | - | - | - | - | - | - | - |
| Schenectady Community College | | | | | | | | | | | | | | |
| 1980-81 | 840 | 1,680 | - | 70 | 12 | 922 | 1,762 | - | - | - | - | - | - | - |
| 1981-82 | 880 | 1,760 | - | 70 | 13 | 963 | 1,843 | - | - | - | - | - | - | - |
| 1982-83 | 980 | 1,960 | - | 70 | 13 | 1,063 | 2,043 | - | - | - | - | - | - | - |
| 1983-84 | 1,100 | 2,200 | - | 70 | 13 | 1,183 | 2,283 | - | - | - | - | - | - | - |
| 1984-85 | 1,100 | 2,200 | - | 70 | 13 | 1,183 | 2,283 | - | - | - | - | - | - | - |
| 1985-86 | 1,100 | 2,200 | - | 72 | 13 | 1,185 | 2,285 | - | - | - | - | - | - | - |
| 1986-87 | 1,190 | 2,380 | - | 90 | 13 | 1,293 | 2,483 | - | - | - | - | - | - | - |
| 1987-88 | 1,250 | 2,500 | - | 90 | 13 | 1,353 | 2,603 | - | - | - | - | - | - | - |
| 1988-89 | 1,350 | 2,700 | - | 90 | 13 | 1,453 | 2,803 | - | - | - | - | - | - | - |
| 1989-90 | 1,350 | 2,700 | - | 45 | 13 | 1,408 | 2,758 | - | - | - | - | - | - | - |
| 1990-91 | 1,425 | 2,850 | - | 45 | 13 | 1,483 | 2,908 | - | - | - | - | - | - | - |
| 1991-92 | 1,550 | 3,100 | - | 90 | 13 | 1,653 | 3,203 | - | - | - | - | - | - | - |
| 1992-93 | 1,750 | 3,500 | - | 90 | 13 | 1,853 | 3,603 | - | - | - | - | - | - | - |

**Trends in Tuition and Required Fees at the State University of New York
Per Academic Year for Full-time Students: 1980 - 81 through 1992 - 93**

| Academic Year | Full-time Undergraduate Students | | | | | | Full time Graduate Students | | | | | | | |
|--|----------------------------------|--------------|-------------|--------------|------------|----------------|-----------------------------|----------|--------------|-------------|--------------|------------|----------------|--------------|
| | TUITION | | FEES | | | Tuition + Fees | | TUITION | | FEES | | | Tuition + Fees | |
| | In State | Out of State | College Fee | Activity Fee | Other Fees | In State | Out of State | In State | Out of State | College Fee | Activity Fee | Other Fees | In State | Out of State |
| Suffolk Community College | | | | | | | | | | | | | | |
| 1980-81 | 790 | 1,580 | -- | 76 | -- | 866 | 1,656 | -- | -- | -- | -- | -- | -- | -- |
| 1981-82 | 840 | 1,680 | -- | 76 | -- | 916 | 1,756 | -- | -- | -- | -- | -- | -- | -- |
| 1982-83 | 860 | 1,720 | -- | 60 | 18 | 938 | 1,798 | -- | -- | -- | -- | -- | -- | -- |
| 1983-84 | 970 | 1,940 | -- | 70 | 18 | 1,058 | 2,028 | -- | -- | -- | -- | -- | -- | -- |
| 1984-85 | 1,060 | 2,120 | -- | 70 | 66 | 1,196 | 2,256 | -- | -- | -- | -- | -- | -- | -- |
| 1985-86 | 1,160 | 2,320 | -- | 80 | 66 | 1,306 | 2,466 | -- | -- | -- | -- | -- | -- | -- |
| 1986-87 | 1,260 | 2,520 | -- | 80 | 36 | 1,376 | 2,636 | -- | -- | -- | -- | -- | -- | -- |
| 1987-88 | 1,340 | 2,680 | -- | 90 | 58 | 1,488 | 2,828 | -- | -- | -- | -- | -- | -- | -- |
| 1988-89 | 1,350 | 2,700 | -- | 90 | 18 | 1,458 | 2,808 | -- | -- | -- | -- | -- | -- | -- |
| 1989-90 | 1,350 | 2,700 | -- | 90 | 18 | 1,458 | 2,808 | -- | -- | -- | -- | -- | -- | -- |
| 1990-91 | 1,350 | 2,700 | -- | 90 | 20 | 1,460 | 2,810 | -- | -- | -- | -- | -- | -- | -- |
| 1991-92 | 1,570 | 3,140 | -- | 90 | 42 | 1,702 | 3,272 | -- | -- | -- | -- | -- | -- | -- |
| 1992-93 | 1,850 | 3,700 | -- | 96 | 20 | 1,966 | 3,816 | -- | -- | -- | -- | -- | -- | -- |
| Sullivan Community College | | | | | | | | | | | | | | |
| 1980-81 | 800 | 1,600 | -- | 70 | 24 | 894 | 1,694 | -- | -- | -- | -- | -- | -- | -- |
| 1981-82 | 850 | 1,700 | -- | 74 | 32 | 956 | 1,806 | -- | -- | -- | -- | -- | -- | -- |
| 1982-83 | 950 | 2,375 | -- | 74 | 32 | 1,056 | 2,481 | -- | -- | -- | -- | -- | -- | -- |
| 1983-84 | 1,050 | 3,150 | -- | 84 | 32 | 1,166 | 3,266 | -- | -- | -- | -- | -- | -- | -- |
| 1984-85 | 1,200 | 3,150 | -- | 84 | 38 | 1,322 | 3,272 | -- | -- | -- | -- | -- | -- | -- |
| 1985-86 | 1,300 | 2,600 | -- | 100 | 27 | 1,427 | 2,727 | -- | -- | -- | -- | -- | -- | -- |
| 1986-87 | 1,350 | 2,700 | -- | 100 | 60 | 1,510 | 2,860 | -- | -- | -- | -- | -- | -- | -- |
| 1987-88 | 1,350 | 2,700 | -- | 100 | 60 | 1,510 | 2,860 | -- | -- | -- | -- | -- | -- | -- |
| 1988-89 | 1,350 | 2,700 | -- | 100 | 36 | 1,486 | 2,836 | -- | -- | -- | -- | -- | -- | -- |
| 1989-90 | 1,350 | 3,000 | -- | 110 | 36 | 1,496 | 3,146 | -- | -- | -- | -- | -- | -- | -- |
| 1990-91 | 1,350 | 3,200 | -- | 114 | 36 | 1,500 | 3,350 | -- | -- | -- | -- | -- | -- | -- |
| 1991-92 | 1,650 | 3,500 | -- | 114 | 36 | 1,800 | 3,650 | -- | -- | -- | -- | -- | -- | -- |
| 1992-93 | 1,850 | 3,700 | -- | 114 | 36 | 2,000 | 3,850 | -- | -- | -- | -- | -- | -- | -- |
| Tompkins-Cortland Community College | | | | | | | | | | | | | | |
| 1980-81 | 800 | 1,600 | -- | 50 | 2 | 852 | 1,652 | -- | -- | -- | -- | -- | -- | -- |
| 1981-82 | 900 | 1,800 | -- | 60 | 2 | 962 | 1,862 | -- | -- | -- | -- | -- | -- | -- |
| 1982-83 | 1,000 | 3,000 | -- | 60 | 3 | 1,063 | 3,063 | -- | -- | -- | -- | -- | -- | -- |
| 1983-84 | 1,080 | 3,080 | -- | 60 | 3 | 1,143 | 3,143 | -- | -- | -- | -- | -- | -- | -- |
| 1984-85 | 1,150 | 3,250 | -- | 60 | 3 | 1,213 | 3,313 | -- | -- | -- | -- | -- | -- | -- |
| 1985-86 | 1,200 | 3,500 | -- | 60 | 26 | 1,286 | 3,586 | -- | -- | -- | -- | -- | -- | -- |
| 1986-87 | 1,250 | 2,500 | -- | 75 | 14 | 1,339 | 2,589 | -- | -- | -- | -- | -- | -- | -- |
| 1987-88 | 1,275 | 2,550 | -- | 75 | 20 | 1,370 | 2,645 | -- | -- | -- | -- | -- | -- | -- |
| 1988-89 | 1,325 | 2,650 | -- | 75 | 20 | 1,420 | 2,745 | -- | -- | -- | -- | -- | -- | -- |
| 1989-90 | 1,350 | 2,700 | -- | 38 | 20 | 1,408 | 2,758 | -- | -- | -- | -- | -- | -- | -- |
| 1990-91 | 1,350 | 2,700 | -- | 100 | 118 | 1,568 | 2,918 | -- | -- | -- | -- | -- | -- | -- |
| 1991-92 | 1,650 | 3,300 | -- | 120 | 27 | 1,797 | 3,447 | -- | -- | -- | -- | -- | -- | -- |
| 1992-93 | 1,900 | 3,800 | -- | 120 | 25 | 2,045 | 3,945 | -- | -- | -- | -- | -- | -- | -- |
| Ulster Community College | | | | | | | | | | | | | | |
| 1980-81 | 820 | 1,640 | -- | 65 | -- | 885 | 1,705 | -- | -- | -- | -- | -- | -- | -- |
| 1981-82 | 900 | 1,800 | -- | 67 | -- | 967 | 1,867 | -- | -- | -- | -- | -- | -- | -- |
| 1982-83 | 1,000 | 3,000 | -- | 62 | 6 | 1,068 | 3,068 | -- | -- | -- | -- | -- | -- | -- |
| 1983-84 | 1,150 | 3,450 | -- | 62 | 6 | 1,218 | 3,518 | -- | -- | -- | -- | -- | -- | -- |
| 1984-85 | 1,250 | 3,750 | -- | 66 | 6 | 1,322 | 3,822 | -- | -- | -- | -- | -- | -- | -- |
| 1985-86 | 1,300 | 2,600 | -- | 66 | 9 | 1,375 | 2,675 | -- | -- | -- | -- | -- | -- | -- |
| 1986-87 | 1,300 | 2,600 | -- | 66 | 9 | 1,375 | 2,675 | -- | -- | -- | -- | -- | -- | -- |
| 1987-88 | 1,300 | 2,600 | -- | 75 | -- | 1,375 | 2,675 | -- | -- | -- | -- | -- | -- | -- |
| 1988-89 | 1,350 | 2,700 | -- | 80 | 9 | 1,439 | 2,789 | -- | -- | -- | -- | -- | -- | -- |
| 1989-90 | 1,350 | 2,700 | -- | 80 | 8 | 1,438 | 2,788 | -- | -- | -- | -- | -- | -- | -- |
| 1990-91 | 1,350 | 2,700 | -- | 90 | 9 | 1,449 | 2,799 | -- | -- | -- | -- | -- | -- | -- |
| 1991-92 | 1,650 | 3,300 | -- | 90 | 12 | 1,752 | 3,402 | -- | -- | -- | -- | -- | -- | -- |
| 1992-93 | 1,750 | 3,500 | -- | 90 | 24 | 1,864 | 3,614 | -- | -- | -- | -- | -- | -- | -- |

SEE NOTES ON LAST PAGE OF TABLE

**Trends in Tuition and Required Fees at the State University of New York
Per Academic Year for Full-time Students: 1980 - 81 through 1992 - 93**

| Academic Year | Full-time Undergraduate Students | | | | | | | Full time Graduate Students | | | | | | |
|-------------------------------|----------------------------------|--------------|-------------|--------------|------------|----------------|--------------|-----------------------------|--------------|-------------|--------------|------------|----------------|--------------|
| | TUITION | | FEES | | | Tuition + Fees | | TUITION | | FEES | | | Tuition + Fees | |
| | In State | Out of State | College Fee | Activity Fee | Other Fees | In State | Out of State | In State | Out of State | College Fee | Activity Fee | Other Fees | In State | Out of State |
| Westchester Community College | | | | | | | | | | | | | | |
| 1980-81 | 750 | 1,500 | - | 72 | 25 | 347 | 1,597 | - | - | - | - | - | - | - |
| 1981-82 | 800 | 1,600 | - | 75 | 47 | 922 | 1,722 | - | - | - | - | - | - | - |
| 1982-83 | 900 | 2,250 | - | 75 | 47 | 1,022 | 2,372 | - | - | - | - | - | - | - |
| 1983-84 | 1,000 | 2,500 | - | 75 | 48 | 1,123 | 2,623 | - | - | - | - | - | - | - |
| 1984-85 | 1,150 | 2,875 | - | 75 | 49 | 1,274 | 2,999 | - | - | - | - | - | - | - |
| 1985-86 | 1,250 | 3,125 | - | 129 | - | 1,379 | 3,254 | - | - | - | - | - | - | - |
| 1986-87 | 1,325 | 3,312 | - | 85 | 49 | 1,459 | 3,446 | - | - | - | - | - | - | - |
| 1987-88 | 1,350 | 3,375 | - | 85 | 58 | 1,493 | 3,518 | - | - | - | - | - | - | - |
| 1988-89 | 1,350 | 3,375 | - | 143 | - | 1,493 | 3,518 | - | - | - | - | - | - | - |
| 1989-90 | 1,350 | 3,375 | - | 153 | - | 1,503 | 3,528 | - | - | - | - | - | - | - |
| 1990-91 | 1,350 | 3,375 | - | 154 | - | 1,504 | 3,529 | - | - | - | - | - | - | - |
| 1991-92 | 1,550 | 3,875 | - | 214 | - | 1,764 | 4,089 | - | - | - | - | - | - | - |
| 1992-93 | 1,750 | 4,375 | - | 217 | - | 1,967 | 4,592 | - | - | - | - | - | - | - |

Notes:

Fee averages for institutional types may not add across to totals since each average includes only those institutions which have such fees.

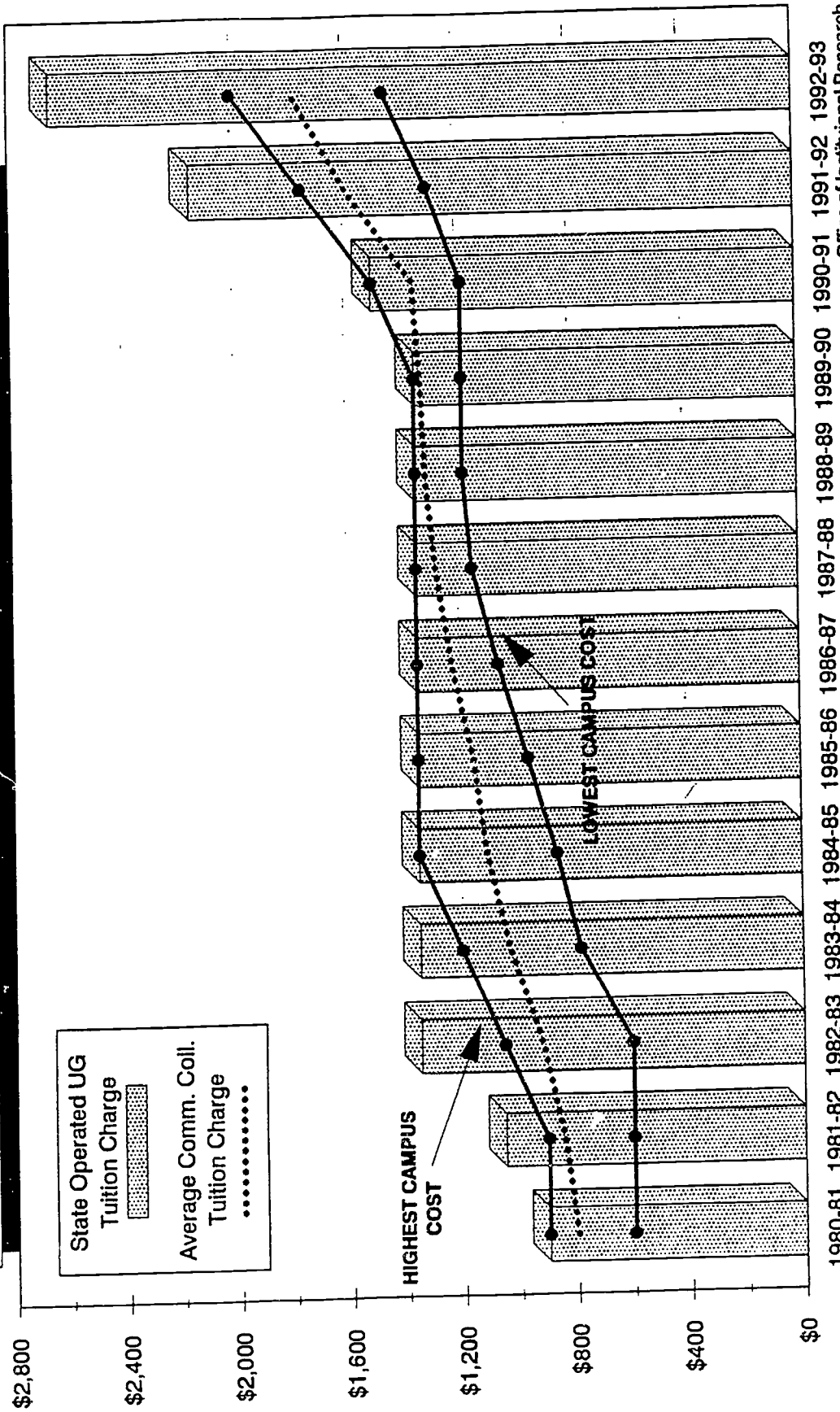
Averages shown for state-operated institutions exclude the Statutory Colleges and the Community Colleges.

92/1528- 19
SEJ
November 30, 1992

Office of Institutional Research
Central Administration
State University of New York

Range of Resident Tuition Charges/Academic Year

Community Colleges within the State University of New York
1980-81 to 1992-93



G93/03
SEJ
January 26, 1993

Office of Institutional Research
Central Administration
State University of New York



**Trends in the Distribution of Allowances for Variable Student Costs: 1980/81 to 1992/93
For Three Cohorts of Students at the State University of New York**

| Academic Year | Books/Supplies | LIVING ARRANGEMENT | | | | | | | | | |
|--|----------------|-----------------------|-------|----------------|----------------|---------------------------|----------------|----------------|-------------------|----------------|----------------|
| | | Campus Resident Halls | | | | Non-Institutional Housing | | | Commuter Students | | |
| | | Room | Board | Transportation | Personal/Other | Room/Board | Transportation | Personal/Other | Room/Board | Transportation | Personal/Other |
| State University Average | | | | | | | | | | | |
| 1980-81 | 248 | 969 | 1,154 | 215 | 623 | 2,084 | 309 | 575 | 891 | 439 | 538 |
| 1981-82 | 265 | 1,147 | 1,086 | 227 | 637 | 2,330 | 361 | 624 | 1,099 | 481 | 552 |
| 1982-83 | 289 | 1,295 | 1,169 | 233 | 648 | 2,508 | 371 | 634 | 1,110 | 532 | 564 |
| 1983-84 | 312 | 1,458 | 1,230 | 257 | 698 | 2,685 | 386 | 671 | 1,176 | 543 | 572 |
| 1984-85 | 326 | 1,602 | 1,298 | 266 | 710 | 2,823 | 424 | 695 | 1,205 | 553 | 589 |
| 1985-86 | 354 | 1,630 | 1,356 | 280 | 735 | 2,928 | 438 | 705 | 1,239 | 554 | 620 |
| 1986-87 | 378 | 1,753 | 1,416 | 288 | 767 | 3,061 | 449 | 733 | 1,237 | 564 | 681 |
| 1987-88 | 416 | 1,869 | 1,478 | 333 | 814 | 3,294 | 483 | 794 | 1,377 | 599 | 740 |
| 1988-89 | 447 | 2,051 | 1,534 | 347 | 852 | 3,616 | 502 | 795 | 1,641 | 627 | 749 |
| 1989-90 | 478 | 2,194 | 1,605 | 385 | 862 | 3,823 | 542 | 812 | 1,766 | 701 | 757 |
| 1990-91 | 497 | 2,268 | 1,701 | 396 | 913 | 4,047 | 567 | 844 | 1,763 | 755 | 747 |
| 1991-92 | 508 | 2,443 | 1,809 | 418 | 866 | 4,263 | 605 | 835 | 1,741 | 810 | 744 |
| 1992-93 | 544 | 2,592 | 1,885 | 434 | 886 | 4,459 | 617 | 858 | 1,794 | 858 | 795 |
| State Operated Institutions (Average) | | | | | | | | | | | |
| 1980-81 | 270 | 966 | 949 | 220 | 614 | 2,087 | 270 | 590 | 917 | 403 | 576 |
| 1981-82 | 281 | 1,111 | 1,040 | 236 | 617 | 2,403 | 332 | 643 | 1,122 | 445 | 578 |
| 1982-83 | 307 | 1,262 | 1,111 | 244 | 628 | 2,633 | 344 | 651 | 1,167 | 519 | 586 |
| 1983-84 | 334 | 1,411 | 1,189 | 270 | 655 | 2,848 | 360 | 684 | 1,245 | 519 | 601 |
| 1984-85 | 347 | 1,559 | 1,257 | 281 | 669 | 3,043 | 406 | 724 | 1,252 | 541 | 626 |
| 1985-86 | 388 | 1,564 | 1,320 | 294 | 680 | 3,048 | 402 | 710 | 1,273 | 524 | 679 |
| 1986-87 | 418 | 1,692 | 1,370 | 305 | 705 | 3,190 | 397 | 774 | 1,277 | 531 | 794 |
| 1987-88 | 461 | 1,805 | 1,438 | 357 | 752 | 3,417 | 432 | 843 | 1,450 | 582 | 848 |
| 1988-89 | 501 | 1,909 | 1,493 | 371 | 794 | 3,663 | 468 | 798 | 1,749 | 615 | 843 |
| 1989-90 | 539 | 2,033 | 1,556 | 415 | 792 | 3,983 | 531 | 822 | 1,910 | 689 | 860 |
| 1990-91 | 550 | 2,184 | 1,631 | 415 | 851 | 4,129 | 557 | 913 | 1,804 | 775 | 825 |
| 1991-92 | 505 | 2,361 | 1,730 | 447 | 866 | 4,404 | 605 | 922 | 1,736 | 834 | 785 |
| 1992-93 | 574 | 2,506 | 1,801 | 467 | 885 | 4,714 | 629 | 961 | 1,819 | 922 | 875 |
| Centers (Average) | | | | | | | | | | | |
| 1980-81 | 246 | 950 | 1,030 | 200 | 624 | 2,533 | 200 | 624 | 728 | 393 | 587 |
| 1981-82 | 258 | 1,100 | 1,146 | 213 | 624 | 2,764 | 438 | 624 | 965 | 443 | 587 |
| 1982-83 | 300 | 1,250 | 1,207 | 235 | 651 | 2,991 | 493 | 651 | 1,050 | 673 | 651 |
| 1983-84 | 350 | 1,400 | 1,251 | 343 | 679 | 3,118 | 590 | 679 | 1,292 | 583 | 679 |
| 1984-85 | 363 | 1,550 | 1,270 | 333 | 729 | 3,358 | 676 | 742 | 1,217 | 748 | 642 |
| 1985-86 | 372 | 1,550 | 1,319 | 336 | 698 | 3,304 | 680 | 698 | 1,234 | 436 | 698 |
| 1986-87 | 374 | 1,697 | 1,336 | 300 | 702 | 3,461 | 709 | 702 | 1,271 | 566 | 1,114 |
| 1987-88 | 438 | 1,889 | 1,359 | 410 | 794 | 3,271 | 410 | 794 | 1,492 | 617 | 1,560 |
| 1988-89 | 481 | 1,972 | 1,430 | 467 | 920 | 3,463 | 755 | 887 | 2,187 | 795 | 1,677 |
| 1989-90 | 497 | 2,142 | 1,476 | 497 | 905 | 3,725 | 811 | 905 | 1,768 | 811 | 1,710 |
| 1990-91 | 543 | 2,283 | 1,567 | 435 | 987 | 3,905 | 671 | 987 | 1,669 | 803 | 987 |
| 1991-92 | 575 | 2,448 | 1,648 | 445 | 993 | 4,612 | 722 | 993 | 1,702 | 932 | 993 |
| 1992-93 | 608 | 2,592 | 1,769 | 490 | 1,007 | 4,951 | 781 | 1,007 | 1,755 | 1,004 | 1,007 |
| Albany | | | | | | | | | | | |
| 1980-81 | 250 | 950 | 825 | 120 | 625 | 1,775 | 120 | 625 | 700 | 170 | 625 |
| 1981-82 | 250 | 1,100 | 920 | 200 | 500 | 2,020 | 200 | 500 | 900 | 350 | 500 |
| 1982-83 | 270 | 1,250 | 920 | 200 | 608 | 2,170 | 200 | 608 | 900 | 620 | 608 |
| 1983-84 | 320 | 1,400 | 963 | 200 | 615 | 2,363 | 200 | 615 | 900 | 620 | 615 |
| 1984-85 | 320 | 1,550 | 1,033 | 160 | 540 | 2,583 | 160 | 540 | 1,100 | 620 | 540 |
| 1985-86 | 340 | 1,550 | 1,033 | 200 | 590 | 2,583 | 200 | 590 | 1,100 | 200 | 590 |
| 1986-87 | 350 | 1,666 | 1,033 | 200 | 600 | 2,699 | 200 | 600 | 1,100 | 200 | 600 |
| 1987-88 | 350 | 1,828 | 1,064 | 200 | 630 | 2,892 | 200 | 630 | 1,252 | 320 | 600 |
| 1988-89 | 375 | 1,986 | 1,117 | 200 | 700 | 3,000 | 200 | 700 | 1,300 | 320 | 700 |
| 1989-90 | 400 | 2,162 | 1,139 | 250 | 650 | 3,301 | 250 | 650 | 1,900 | 250 | 650 |
| 1990-91 | 440 | 2,255 | 1,167 | 260 | 900 | 3,422 | 260 | 900 | 1,900 | 260 | 900 |
| 1991-92 | 500 | 2,440 | 1,226 | 260 | 900 | 3,666 | 260 | 900 | 1,900 | 525 | 900 |
| 1992-93 | 550 | 2,610 | 1,250 | 300 | 1,000 | 3,860 | 300 | 1,000 | 2,000 | 500 | 1,000 |

Trends in the Distribution of Allowances for Variable Student Costs: 1980/81 to 1992/93
For Three Cohorts of Students at the State University of New York

| Academic Year | Books/Supplies | LIVING ARRANGEMENT | | | | | | | | | |
|---------------------------------------|----------------|-----------------------|-------|----------------------|-------------------|---------------------------|---------------------|--------------------|-------------------|---------------------|--------------------|
| | | Campus Resident Halls | | | | Non-Institutional Housing | | | Commuter Students | | |
| | | Room | Board | Transpor- -tation | Persona /Other | Room/ Board | Transpor -tation | Personal /Other | Room/ Board | Transpor -tation | Personal /Other |
| Binghamton | | | | | | | | | | | |
| 1980-81 | 230 | 950 | 1,062 | 150 | 487 | 2,012 | 150 | 487 | 910 | 150 | 487 |
| 1981-82 | 230 | 1,100 | 1,240 | 100 | 559 | 2,340 | 100 | 559 | 760 | 100 | 559 |
| 1982-83 | 250 | 1,250 | 1,290 | 100 | 580 | 2,540 | 100 | 580 | 900 | 400 | 580 |
| 1983-84 | 250 | 1,400 | 1,354 | 200 | 500 | 2,754 | 250 | 500 | 1,354 | 250 | 500 |
| 1984-85 | 300 | 1,550 | 1,228 | 200 | 760 | 2,778 | 200 | 760 | 1,095 | 200 | 760 |
| 1985-86 | 300 | 1,550 | 1,326 | 175 | 700 | 2,876 | 175 | 700 | 1,124 | 175 | 700 |
| 1986-87 | 300 | 1,696 | 1,362 | - ① | 852 | 3,202 | - ① | 852 | - | - | 2,499 ② |
| 1987-88 | 350 | 1,882 | 1,412 | - ① | 959 | 3,388 | - ① | 959 | - | - | 4,050 ② |
| 1988-89 | 400 | 1,882 | 1,514 | - ① | 1,040 | 3,562 | - ① | 1,040 | - | - | 4,200 ② |
| 1989-90 | 400 | 2,074 | 1,552 | - ① | 1,104 | 3,792 | - ① | 1,104 | - | - | 4,325 ② |
| 1990-91 | 500 | 2,262 | 1,716 | 200 | 907 | 4,152 | 200 | 907 | 1,371 | 725 | 907 |
| 1991-92 | 600 | 2,400 | 1,814 | 200 | 904 | 4,388 | 200 | 904 | 1,459 | 774 | 904 |
| 1992-93 | 600 | 2,560 | 2,074 | 200 | 903 | 4,760 | 200 | 903 | 1,468 | 892 | 903 |
| Buffalo Center (Including HSC) | | | | | | | | | | | |
| 1980-81 | 250 | 950 | 1,116 | 340 | 879 | 2,055 | 340 | 879 | 930 | 210 | 729 |
| 1981-82 | 250 | 1,100 | 1,182 | 340 | 887 | 2,305 | 340 | 887 | 1,100 | 210 | 737 |
| 1982-83 | 280 | 1,250 | 1,240 | 340 | 714 | 2,600 | 450 | 714 | 1,300 | 450 | 714 |
| 1983-84 | 330 | 1,400 | 1,300 | 570 | 801 | 2,700 | 570 | 801 | 1,574 | 570 | 801 |
| 1984-85 | 330 | 1,550 | 1,430 | 570 | 817 | 3,100 | 570 | 817 | 1,574 | 570 | 817 |
| 1985-86 | 347 | 1,550 | 1,530 | 570 | 835 | 3,108 | 570 | 835 | 1,613 | 570 | 835 |
| 1986-87 | 347 | 1,675 | 1,560 | 300 | 680 | 3,291 | 598 | 680 | 1,613 | 598 | 680 |
| 1987-88 | 550 | 1,880 | 1,560 | 630 | 848 | 3,440 | 630 | 848 | 1,725 | 630 | 848 |
| 1988-89 | 650 | 1,950 | 1,640 | 700 | 963 | 3,760 | 700 | 963 | 3,760 | 700 | 963 |
| 1989-90 | 689 | 2,100 | 1,738 | 742 | 795 | 3,971 | 742 | 795 | 1,904 | 742 | 795 |
| 1990-91 | 730 | 2,276 | 1,856 | 779 | 1,025 | 4,180 | 779 | 1,025 | 1,904 | 779 | 1,025 |
| 1991-92 | 650 | 2,426 | 1,950 | 820 | 880 | 4,100 | 820 | 880 | 1,950 | 820 | 880 |
| 1992-93 | 683 | 2,528 | 2,050 | 861 | 924 | 4,578 | 861 | 924 | 2,050 | 861 | 924 |
| Stony Brook (Including HSC) | | | | | | | | | | | |
| 1980-81 | 255 | 950 | 1,116 | 190 | 505 | 4,290 | 190 | 505 | 370 | 1,040 | 505 |
| 1981-82 | 300 | 1,100 | 1,240 | 210 | 550 | 4,390 | 1,110 | 550 | 1,100 | 1,110 | 550 |
| 1982-83 | 400 | 1,250 | 1,376 | 300 | 700 | 4,655 | 1,220 | 700 | 1,100 | 1,220 | 700 |
| 1983-84 | 500 | 1,400 | 1,388 | 400 | 800 | 4,655 | 1,340 | 800 | 1,340 | 890 | 800 |
| 1984-85 | 500 | 1,550 | 1,388 | 400 | 800 | 4,970 | 1,775 | 850 | 1,100 | 1,600 | 450 |
| 1985-86 | 500 | 1,550 | 1,388 | 400 | 665 | 4,650 | 1,775 | 665 | 1,100 | 800 | 665 |
| 1986-87 | 500 | 1,750 | 1,388 | 400 | 675 | 4,650 | 1,330 | 675 | 1,100 | 900 | 675 |
| 1987-88 | 500 | 1,965 | 1,400 | 400 | 740 | 3,365 | 400 | 740 | 1,500 | 900 | 740 |
| 1988-89 | 500 | 2,070 | 1,450 | 500 | 975 | 3,530 | 1,365 | 845 | 1,500 | 1,365 | 845 |
| 1989-90 | 500 | 2,230 | 1,474 | 500 | 1,070 | 3,835 | 1,440 | 1,070 | 1,500 | 1,440 | 1,070 |
| 1990-91 | 500 | 2,338 | 1,528 | 500 | 1,114 | 3,866 | 1,446 | 1,114 | 1,500 | 1,446 | 1,114 |
| 1991-92 | 550 | 2,525 | 1,602 | 500 | 1,288 | 6,295 | 1,607 | 1,288 | 1,500 | 1,607 | 1,288 |
| 1992-93 | 600 | 2,670 | 1,700 | 600 | 1,202 | 6,605 | 1,763 | 1,202 | 1,500 | 1,763 | 1,202 |
| University Colleges (Average) | | | | | | | | | | | |
| 1980-81 | 242 | 950 | 906 | 209 | 611 | 1,861 | 246 | 596 | 972 | 350 | 581 |
| 1981-82 | 253 | 1,100 | 986 | 245 | 614 | 2,170 | 284 | 626 | 1,137 | 343 | 563 |
| 1982-83 | 277 | 1,250 | 1,042 | 253 | 597 | 2,334 | 269 | 627 | 1,202 | 381 | 543 |
| 1983-84 | 308 | 1,400 | 1,114 | 272 | 620 | 2,560 | 299 | 654 | 1,232 | 418 | 551 |
| 1984-85 | 323 | 1,550 | 1,199 | 280 | 646 | 2,755 | 317 | 695 | 1,177 | 412 | 620 |
| 1985-86 | 355 | 1,550 | 1,230 | 298 | 679 | 2,782 | 318 | 726 | 1,168 | 460 | 688 |
| 1986-87 | 363 | 1,634 | 1,254 | 318 | 718 | 2,901 | 338 | 741 | 1,340 | 465 | 700 |
| 1987-88 | 393 | 1,745 | 1,330 | 365 | 742 | 3,251 | 447 | 818 | 1,541 | 521 | 730 |
| 1988-89 | 417 | 1,853 | 1,396 | 372 | 774 | 3,405 | 449 | 854 | 1,620 | 523 | 712 |
| 1989-90 | 464 | 1,958 | 1,433 | 428 | 821 | 3,739 | 501 | 903 | 1,948 | 547 | 749 |
| 1990-91 | 471 | 2,087 | 1,499 | 450 | 871 | 3,921 | 546 | 970 | 1,892 | 640 | 806 |
| 1991-92 | 501 | 2,301 | 1,602 | 500 | 830 | 4,152 | 598 | 931 | 1,758 | 729 | 781 |
| 1992-93 | 577 | 2,455 | 1,624 | 531 | 894 | 4,370 | 610 | 1,032 | 1,843 | 756 | 846 |

**Trends in the Distribution of Allowances for Variable Student Costs: 1980/81 to 1992/93
For Three Cohorts of Students at the State University of New York**

| Academic Year | Books/Supplies | LIVING ARRANGEMENT | | | | | | | | | |
|----------------------------|----------------|-----------------------|-------|----------------|----------------|---------------------------|----------------|----------------|-------------------|----------------|----------------|
| | | Campus Resident Halls | | | | Non-Institutional Housing | | | Commuter Students | | |
| | | Room | Board | Transportation | Personal/Other | Room/Board | Transportation | Personal/Other | Room/Board | Transportation | Personal/Other |
| Brockport | | | | | | | | | | | |
| 1980-81 | 300 | 950 | 940 | 345 | 447 | 1,720 | 540 | 517 | 590 | 540 | 517 |
| 1981-82 | 300 | 1,100 | 1,020 | 300 | 492 | 2,100 | 300 | 492 | 1,050 | 300 | 492 |
| 1982-83 | 300 | 1,250 | 1,100 | 350 | 420 | 2,300 | 350 | 482 | 1,150 | 350 | 482 |
| 1983-84 | 450 | 1,400 | 1,200 | 350 | 515 | 2,600 | 350 | 595 | 1,110 | 350 | 595 |
| 1984-85 | 450 | 1,550 | 1,250 | 350 | 325 | 2,800 | 350 | 595 | 1,110 | 350 | 595 |
| 1985-86 | 450 | 1,550 | 1,250 | 350 | 325 | 2,800 | 350 | 595 | 1,110 | 350 | 595 |
| 1986-87 | 450 | 1,600 | 1,250 | 400 | 700 | 2,850 | 400 | 700 | 1,110 | 450 | 700 |
| 1987-88 | 450 | 1,700 | 1,410 | 400 | 700 | 3,110 | 400 | 700 | 1,500 | 450 | 700 |
| 1988-89 | 450 | 1,820 | 1,410 | 400 | 760 | 3,230 | 400 | 700 | 1,500 | 450 | 700 |
| 1989-90 | 450 | 1,980 | 1,460 | 400 | 749 | 3,440 | 400 | 749 | 2,980 | 500 | 749 |
| 1990-91 | 450 | 2,070 | 1,490 | 400 | 895 | 3,560 | 400 | 895 | 1,500 | 700 | 895 |
| 1991-92 | 480 | 2,330 | 1,536 | 420 | 699 | 3,866 | 420 | 699 | 1,721 | 700 | 699 |
| 1992-93 | 500 | 2,440 | 1,620 | 440 | 705 | 4,060 | 440 | 705 | 1,815 | 735 | 705 |
| Buffalo College | | | | | | | | | | | |
| 1980-81 | 300 | 950 | 1,012 | 300 | 500 | 1,950 | 300 | 500 | 900 | 300 | 500 |
| 1981-82 | 325 | 1,100 | 1,100 | 300 | 500 | 2,200 | 300 | 500 | 1,100 | 300 | 500 |
| 1982-83 | 425 | 1,250 | 1,200 | 300 | 500 | 2,450 | 300 | 500 | 1,100 | 300 | 500 |
| 1983-84 | 425 | 1,400 | 1,300 | 300 | 500 | 2,700 | 300 | 500 | 1,100 | 300 | 500 |
| 1984-85 | 425 | 1,550 | 1,300 | 300 | 500 | 2,850 | 300 | 500 | 1,250 | 300 | 500 |
| 1985-86 | 428 | 1,550 | 1,300 | 350 | 500 | 2,850 | 350 | 500 | 1,250 | 350 | 500 |
| 1986-87 | 430 | 1,600 | 1,300 | 350 | 550 | 2,900 | 350 | 550 | 1,250 | 350 | 550 |
| 1987-88 | 430 | 1,730 | 1,300 | 350 | 550 | 3,030 | 350 | 550 | 1,250 | 350 | 550 |
| 1988-89 | 450 | 1,830 | 1,400 | 350 | 550 | 3,230 | 350 | 550 | 1,500 | 350 | 550 |
| 1989-90 | 450 | 1,990 | 1,400 | 450 | 600 | 3,390 | 450 | 600 | 1,500 | 450 | 600 |
| 1990-91 | 450 | 2,120 | 1,570 | 450 | 600 | 3,690 | 450 | 600 | 1,500 | 450 | 600 |
| 1991-92 | 500 | 2,290 | 1,630 | 450 | 650 | 3,920 | 450 | 650 | 1,500 | 500 | 650 |
| 1992-93 | 550 | 2,380 | 1,300 | 500 | 650 | 3,680 | 500 | 650 | 1,500 | 500 | 650 |
| Cortland | | | | | | | | | | | |
| 1980-81 | 225 | 950 | 804 | 150 | 825 | 1,550 | 300 | 440 | 1,035 | 300 | 440 |
| 1981-82 | 225 | 1,100 | 896 | 225 | 749 | 1,996 | 225 | 794 | 1,100 | 400 | 470 |
| 1982-83 | 275 | 1,250 | 920 | 225 | 751 | 2,254 | 225 | 751 | 1,250 | 400 | 470 |
| 1983-84 | 250 | 1,400 | 972 | 250 | 738 | 2,372 | 250 | 738 | 1,500 | 500 | 488 |
| 1984-85 | 275 | 1,550 | 1,144 | 250 | 774 | 2,630 | 250 | 774 | 1,500 | 500 | 529 |
| 1985-86 | 330 | 1,550 | 1,144 | 275 | 774 | 2,694 | 275 | 774 | 1,550 | 500 | 529 |
| 1986-87 | 330 | 1,550 | 1,234 | 275 | 755 | 2,714 | 275 | 755 | 1,500 | 550 | 518 |
| 1987-88 | 380 | 1,740 | 1,320 | 275 | 771 | 3,480 | 275 | 771 | 3,460 | 500 | 526 |
| 1988-89 | 425 | 1,780 | 1,340 | 275 | 783 | 3,120 | 275 | 783 | 1,780 | 507 | 526 |
| 1989-90 | 450 | 1,840 | 1,360 | 275 | 800 | 3,200 | 275 | 800 | 2,000 | 520 | 543 |
| 1990-91 | 500 | 1,950 | 1,420 | 300 | 893 | 3,370 | 300 | 893 | 2,200 | 600 | 563 |
| 1991-92 | 550 | 2,140 | 1,680 | 343 | 890 | 3,820 | 343 | 890 | 2,600 | 643 | 560 |
| 1992-93 | 636 | 2,270 | 1,800 | 400 | 897 | 4,070 | 400 | 897 | 2,900 | 700 | 567 |
| Empire ^③ | | | | | | | | | | | |
| 1980-81 | 180 | - | - | - | - | 2,633 | 225 | 751 | 1,208 | 225 | 751 |
| 1981-82 | 202 | - | - | - | - | 2,812 | 259 | 922 | 1,260 | 259 | 877 |
| 1982-83 | 202 | - | - | - | - | 2,955 | 259 | 975 | 1,325 | 259 | 925 |
| 1983-84 | 202 | - | - | - | - | 2,955 | 259 | 975 | 1,325 | 259 | 925 |
| 1984-85 | 202 | - | - | - | - | 3,105 | 259 | 1,020 | 1,391 | 259 | 971 |
| 1985-86 | 202 | - | - | - | - | 3,105 | 259 | 1,020 | 1,800 | 259 | 971 |
| 1986-87 | 202 | - | - | - | - | 3,615 | 259 | 1,020 | 1,950 | 259 | 1,020 |
| 1987-88 | 405 | - | - | - | - | 5,610 | 304 | 1,725 | 2,048 | 259 | 1,050 |
| 1988-89 | 450 | - | - | - | - | 5,610 | 304 | 1,725 | 2,048 | 304 | 1,050 |
| 1989-90 | 450 | - | - | - | - | 5,610 | 304 | 1,725 | 2,048 | 304 | 1,050 |
| 1990-91 | 450 | - | - | - | - | 5,610 | 304 | 1,725 | 2,048 | 304 | 1,050 |
| 1991-92 | 450 | - | - | - | - | 5,610 | 304 | 1,725 | 2,048 | 304 | 1,050 |
| 1992-93 | 675 | - | - | - | - | 6,450 | 338 | 2,588 | 2,625 | 338 | 1,275 |

**Trends in the Distribution of Allowances for Variable Student Costs: 1980/81 to 1992/93
For Three Cohorts of Students at the State University of New York**

| Academic Year | Books/Supplies | LIVING ARRANGEMENT | | | | | | | | | |
|---------------------|----------------|-----------------------|-------|----------------|----------------|---------------------------|----------------|----------------|-------------------|----------------|----------------|
| | | Campus Resident Halls | | | | Non-Institutional Housing | | | Commuter Students | | |
| | | Room | Board | Transportation | Personal/Other | Room/Board | Transportation | Personal/Other | Room/Board | Transportation | Personal/Other |
| Fredonia | | | | | | | | | | | |
| 1980-81 | 200 | 950 | 936 | 250 | 500 | 1,950 | 250 | 500 | 1,000 | 100 | 500 |
| 1981-82 | 250 | 1,100 | 1,055 | 350 | 500 | 2,158 | 350 | 500 | 1,100 | 215 | 500 |
| 1982-83 | 300 | 1,250 | 1,158 | 260 | 562 | 2,408 | 260 | 562 | 1,250 | 310 | 562 |
| 1983-84 | 300 | 1,400 | 1,236 | 260 | 515 | 2,636 | 260 | 515 | 800 | 350 | 551 |
| 1984-85 | 300 | 1,550 | 1,300 | 301 | 784 | 2,650 | 301 | 784 | 800 | 491 | 724 |
| 1985-86 | 300 | 1,550 | 1,340 | 301 | 784 | 2,690 | 301 | 784 | 800 | 491 | 724 |
| 1986-87 | 310 | 1,550 | 1,258 | 400 | 730 | 2,808 | 400 | 730 | 1,758 | 590 | 730 |
| 1987-88 | 420 | 1,700 | 1,320 | 583 | 850 | 3,020 | 583 | 850 | 1,960 | 503 | 990 |
| 1988-89 | 420 | 1,790 | 1,520 | 433 | 850 | 3,310 | 433 | 850 | 2,020 | 503 | 930 |
| 1989-90 | 510 | 1,830 | 1,590 | 583 | 822 | 3,420 | 583 | 822 | 2,090 | 503 | 822 |
| 1990-91 | 510 | 1,930 | 1,630 | 583 | 668 | 3,560 | 583 | 668 | 2,130 | 543 | 728 |
| 1991-92 | 600 | 2,100 | 1,710 | 887 | 930 | 3,810 | 887 | 930 | 1,710 | 1,007 | 930 |
| 1992-93 | 620 | 2,190 | 1,790 | 1,004 | 1,000 | 3,980 | 1,004 | 1,000 | 1,790 | 1,054 | 950 |
| Geneseo | | | | | | | | | | | |
| 1980-81 | 200 | 950 | 880 | 250 | 450 | 1,500 | 250 | 450 | 1,500 | 250 | 450 |
| 1981-82 | 200 | 1,100 | 824 | 250 | 500 | 2,000 | 250 | 500 | 2,000 | 250 | 500 |
| 1982-83 | 250 | 1,250 | 860 | 300 | 500 | 2,110 | 200 | 450 | 1,960 | 100 | 250 |
| 1983-84 | 350 | 1,400 | 896 | 350 | 608 | 2,296 | 350 | 608 | 2,296 | 600 | 308 |
| 1984-85 | 400 | 1,550 | 948 | 300 | 600 | 2,550 | 300 | 600 | 1,600 | 300 | 600 |
| 1985-86 | 500 | 1,550 | 970 | 400 | 700 | 2,550 | 400 | 700 | 1,600 | 400 | 700 |
| 1986-87 | 500 | 1,650 | 996 | 400 | 700 | 2,500 | 400 | 700 | 1,600 | 400 | 700 |
| 1987-88 | 500 | 1,750 | 1,050 | 400 | 700 | 2,800 | 400 | 700 | 1,850 | 400 | 700 |
| 1988-89 | 500 | 1,890 | 1,100 | 450 | 760 | 2,990 | 450 | 700 | 1,500 | 450 | 700 |
| 1989-90 | 500 | 1,990 | 1,250 | 450 | 700 | 3,240 | 450 | 700 | 1,250 | 450 | 700 |
| 1990-91 | 500 | 2,117 | 1,300 | 600 | 700 | 3,420 | 600 | 700 | 1,700 | 600 | 700 |
| 1991-92 | 500 | 2,252 | 1,350 | 600 | 600 | 3,620 | 600 | 600 | 1,700 | 600 | 600 |
| 1992-93 | 600 | 2,364 | 1,420 | 650 | 650 | 3,784 | 650 | 650 | 1,700 | 650 | 650 |
| New Paltz | | | | | | | | | | | |
| 1980-81 | 300 | 950 | 1,058 | 200 | 820 | 1,910 | 200 | 820 | 960 | 200 | 820 |
| 1981-82 | 300 | 1,100 | 1,070 | 200 | 700 | 2,260 | 200 | 700 | 1,160 | 400 | 700 |
| 1982-83 | 300 | 1,250 | 1,050 | 225 | 700 | 2,350 | 225 | 700 | 1,065 | 450 | 700 |
| 1983-84 | 321 | 1,400 | 1,190 | 225 | 700 | 2,590 | 225 | 700 | 1,190 | 450 | 700 |
| 1984-85 | 321 | 1,550 | 1,270 | 225 | 700 | 2,800 | 225 | 700 | 1,250 | 450 | 700 |
| 1985-86 | 322 | 1,550 | 1,340 | 225 | 810 | 2,890 | 225 | 810 | 1,340 | 450 | 810 |
| 1986-87 | 350 | 1,640 | 1,370 | 250 | 700 | 3,010 | 250 | 700 | 1,370 | 500 | 700 |
| 1987-88 | 350 | 1,640 | 1,370 | 250 | 700 | 2,990 | 250 | 700 | 1,370 | 500 | 700 |
| 1988-89 | 400 | 1,850 | 1,520 | 400 | 750 | 3,370 | 400 | 750 | 1,500 | 600 | 750 |
| 1989-90 | 500 | 1,980 | 1,520 | 500 | 900 | 3,500 | 500 | 900 | 1,500 | 700 | 900 |
| 1990-91 | 500 | 2,100 | 1,611 | 600 | 900 | 3,700 | 600 | 900 | 1,500 | 666 | 900 |
| 1991-92 | 550 | 2,300 | 1,620 | 600 | 900 | 3,700 | 600 | 900 | 1,500 | 900 | 900 |
| 1992-93 | 550 | 2,450 | 1,790 | 600 | 900 | 4,240 | 600 | 900 | 1,500 | 900 | 900 |
| Old Westbury | | | | | | | | | | | |
| 1980-81 | 200 | 950 | 796 | 150 | 750 | 1,900 | 150 | 750 | 360 | 700 | 600 |
| 1981-82 | 250 | 1,100 | 940 | 300 | 750 | 2,050 | 500 | 550 | 1,100 | 500 | 200 |
| 1982-83 | 250 | 1,250 | 976 | 400 | 600 | 2,250 | 400 | 600 | 1,100 | 800 | 500 |
| 1983-84 | 300 | 1,400 | 1,074 | 300 | 625 | 2,474 | 375 | 625 | 1,100 | 700 | 625 |
| 1984-85 | 300 | 1,550 | 1,160 | 300 | 625 | 2,710 | 500 | 625 | 1,100 | 700 | 625 |
| 1985-86 | 330 | 1,550 | 1,194 | 350 | 650 | 2,744 | 350 | 650 | 1,100 | 750 | 650 |
| 1986-87 | 350 | 1,798 | 1,202 | 350 | 650 | 3,000 | 350 | 650 | 1,100 | 750 | 650 |
| 1987-88 | 350 | 1,842 | 1,276 | 350 | 650 | 3,200 | 1,200 | 650 | 1,100 | 1,200 | 650 |
| 1988-89 | 400 | 1,980 | 1,300 | 400 | 950 | 3,500 | 1,200 | 950 | 1,500 | 1,200 | 750 |
| 1989-90 | 600 | 2,150 | 1,300 | 650 | 1,100 | 5,500 | 1,450 | 1,000 | 2,050 | 1,450 | 900 |
| 1990-91 | 600 | 2,350 | 1,228 | 650 | 1,100 | 5,700 | 1,450 | 1,000 | 2,250 | 1,450 | 900 |
| 1991-92 | 660 | 2,820 | 1,430 | 715 | 1,210 | 6,270 | 1,595 | 1,100 | 2,475 | 1,595 | 990 |
| 1992-93 | 675 | 2,990 | 1,430 | 750 | 1,210 | 6,583 | 1,675 | 1,100 | 2,494 | 1,675 | 990 |

**Trends in the Distribution of Allowances for Variable Student Costs: 1980/81 to 1992/93
For Three Cohorts of Students at the State University of New York**

| Academic Year | Books/Supplies | LIVING ARRANGEMENT | | | | | | | | | |
|--------------------|----------------|-----------------------|-------|----------------|----------------|---------------------------|----------------|----------------|-------------------|----------------|----------------|
| | | Campus Resident Halls | | | | Non-Institutional Housing | | | Commuter Students | | |
| | | Room | Board | Transportation | Personal/Other | Room/Board | Transportation | Personal/Other | Room/Board | Transportation | Personal/Other |
| Oneonta | | | | | | | | | | | |
| 1980-81 | 230 | 950 | 910 | 100 | 739 | 1,950 | 100 | 725 | 790 | 300 | 725 |
| 1981-82 | 230 | 1,100 | 940 | 150 | 625 | 2,165 | 150 | 625 | 1,115 | 500 | 625 |
| 1982-83 | 230 | 1,250 | 1,030 | 150 | 712 | 2,280 | 150 | 712 | 1,100 | 150 | 400 |
| 1983-84 | 230 | 1,400 | 1,100 | 170 | 727 | 2,550 | 170 | 727 | 1,100 | 70 | 100 |
| 1984-85 | 250 | 1,550 | 1,250 | 200 | 740 | 2,800 | 200 | 740 | 900 | 100 | 250 |
| 1985-86 | 300 | 1,550 | 1,250 | 250 | 740 | 2,800 | 250 | 740 | 460 | 500 | 740 |
| 1986-87 | 300 | 1,626 | 1,292 | 290 | 1,000 | 2,950 | 290 | 1,000 | 1,500 | - | 900 |
| 1987-88 | 300 | 1,890 | 1,350 | 500 | 740 | 3,300 | 500 | 740 | 1,100 | 500 | 740 |
| 1988-89 | 400 | 1,916 | 1,438 | 250 | 750 | 3,354 | 250 | 750 | 1,565 | 250 | 750 |
| 1989-90 | 450 | 2,048 | 1,480 | 325 | 1,100 | 4,300 | 325 | 1,100 | 3,700 | 650 | 900 |
| 1990-91 | 450 | 2,088 | 1,650 | 300 | 1,034 | 3,750 | 300 | 1,034 | 3,000 | 900 | 1,034 |
| 1991-92 | 400 | 2,200 | 1,760 | 350 | 1,000 | 3,960 | 350 | 1,000 | 550 | 1,000 | 950 |
| 1992-93 | 450 | 2,436 | 1,800 | 350 | 1,000 | 4,236 | 350 | 1,000 | 550 | 1,000 | 950 |
| Oswego | | | | | | | | | | | |
| 1980-81 | 275 | 950 | 891 | 180 | 620 | 1,841 | 180 | 620 | 1,841 | 180 | 620 |
| 1981-82 | 275 | 1,100 | 980 | 180 | 800 | 2,100 | 180 | 800 | 1,100 | 180 | 800 |
| 1982-83 | 275 | 1,250 | 1,040 | 180 | 620 | 2,147 | 180 | 620 | 1,031 | 180 | 620 |
| 1983-84 | 325 | 1,400 | 1,040 | 200 | 700 | 2,400 | 200 | 700 | 1,100 | 200 | 700 |
| 1984-85 | 350 | 1,550 | 1,110 | 250 | 800 | 2,550 | 250 | 800 | 1,100 | 250 | 800 |
| 1985-86 | 400 | 1,550 | 1,166 | 275 | 800 | 2,716 | 275 | 800 | 1,100 | 275 | 800 |
| 1986-87 | 400 | 1,650 | 1,224 | 275 | 800 | 2,874 | 275 | 800 | 1,100 | 275 | 800 |
| 1987-88 | 400 | 1,700 | 1,290 | 275 | 800 | 2,990 | 275 | 800 | 1,100 | 275 | 800 |
| 1988-89 | 400 | 1,780 | 1,322 | 500 | 975 | 3,100 | 500 | 975 | 1,650 | 500 | 750 |
| 1989-90 | 400 | 1,880 | 1,356 | 500 | 975 | 3,100 | 500 | 975 | 1,650 | 500 | 750 |
| 1990-91 | 425 | 2,000 | 1,420 | 500 | 1,125 | 3,275 | 500 | 1,125 | 2,020 | 500 | 900 |
| 1991-92 | 450 | 2,300 | 1,610 | 550 | 971 | 3,910 | 550 | 971 | 1,700 | 550 | 1,081 |
| 1992-93 | 450 | 2,530 | 1,700 | 600 | 1,025 | 4,230 | 600 | 1,025 | 1,700 | 600 | 1,025 |
| Plattsburgh | | | | | | | | | | | |
| 1980-81 | 250 | 950 | 947 | 200 | 525 | 1,895 | 200 | 525 | 1,100 | 450 | 525 |
| 1981-82 | 250 | 1,100 | 1,064 | 300 | 530 | 2,165 | 300 | 530 | 1,100 | 550 | 530 |
| 1982-83 | 250 | 1,250 | 1,128 | 250 | 530 | 2,378 | 250 | 530 | 1,100 | 550 | 530 |
| 1983-84 | 300 | 1,400 | 1,246 | 253 | 550 | 2,646 | 253 | 550 | 1,200 | 550 | 550 |
| 1984-85 | 300 | 1,550 | 1,314 | 286 | 582 | 2,864 | 286 | 582 | 1,100 | 550 | 600 |
| 1985-86 | 350 | 1,550 | 1,314 | 300 | 630 | 2,864 | 300 | 630 | 1,100 | 550 | 630 |
| 1986-87 | 400 | 1,650 | 1,370 | 300 | 680 | 3,020 | 300 | 680 | 1,200 | 300 | 680 |
| 1987-88 | 400 | 1,700 | 1,370 | 400 | 700 | 3,070 | 400 | 700 | 1,100 | 550 | 700 |
| 1988-89 | 400 | 1,700 | 1,466 | 400 | 800 | 3,370 | 400 | 800 | 1,500 | 400 | 800 |
| 1989-90 | 500 | 1,800 | 1,516 | 400 | 742 | 3,466 | 400 | 792 | 1,500 | 200 | 822 |
| 1990-91 | 500 | 1,900 | 1,516 | 400 | 772 | 3,516 | 400 | 772 | 1,500 | 400 | 802 |
| 1991-92 | 532 | 2,050 | 1,592 | 465 | 734 | 3,642 | 465 | 734 | 1,800 | 465 | 734 |
| 1992-93 | 600 | 2,100 | 1,592 | 466 | 812 | 3,692 | 466 | 812 | 1,800 | 466 | 812 |
| Potsdam | | | | | | | | | | | |
| 1980-81 | 250 | 950 | 934 | 200 | 480 | 1,600 | 200 | 480 | 700 | 600 | 480 |
| 1981-82 | 250 | 1,100 | 1,074 | 200 | 550 | 1,800 | 200 | 550 | 1,100 | 200 | 550 |
| 1982-83 | 300 | 1,250 | 1,024 | 200 | 580 | 1,950 | 200 | 580 | 1,100 | 600 | 580 |
| 1983-84 | 300 | 1,400 | 1,035 | 400 | 580 | 2,235 | 400 | 580 | 1,100 | 600 | 580 |
| 1984-85 | 350 | 1,550 | 1,292 | 400 | 635 | 2,400 | 400 | 635 | 1,100 | 600 | 635 |
| 1985-86 | 400 | 1,550 | 1,320 | 300 | 685 | 2,450 | 300 | 685 | 1,100 | 600 | 685 |
| 1986-87 | 400 | 1,650 | 1,300 | 300 | 685 | 2,350 | 300 | 685 | 1,100 | 600 | 685 |
| 1987-88 | 400 | 1,750 | 1,580 | 300 | 675 | 2,550 | 300 | 675 | 1,100 | 700 | 675 |
| 1988-89 | 400 | 1,850 | 1,550 | 300 | 675 | 2,750 | 300 | 675 | 1,500 | 700 | 675 |
| 1989-90 | 450 | 1,850 | 1,550 | 300 | 675 | 2,800 | 300 | 675 | 1,550 | 300 | 675 |
| 1990-91 | 450 | 2,000 | 1,600 | 300 | 675 | 3,375 | 600 | 1,000 | 1,750 | 600 | 675 |
| 1991-92 | 500 | 2,300 | 1,700 | 300 | 680 | 3,400 | 600 | 1,000 | 1,750 | 600 | 680 |
| 1992-93 | 500 | 2,500 | 1,710 | 300 | 700 | 3,460 | 300 | 700 | 1,785 | 600 | 700 |

**Trends in the Distribution of Allowances for Variable Student Costs: 1980/81 to 1992/93
For Three Cohorts of Students at the State University of New York**

| Academic Year | Books/Supplies | LIVING ARRANGEMENT | | | | | | | | | |
|-------------------------------|----------------|-----------------------|---------|----------------|----------------|---------------------------|----------------|----------------|-------------------|----------------|----------------|
| | | Campus Resident Halls | | | | Non-Institutional Housing | | | Commuter Students | | |
| | | Room | Board | Transportation | Personal/Other | Room/Board | Transportation | Personal/Other | Room/Board | Transportation | Personal/Other |
| Purchase | | | | | | | | | | | |
| 1980-81 | 230 | 950 | 764 | 180 | 670 | 1,792 | 300 | 670 | 650 | 400 | 620 |
| 1981-82 | 230 | 1,100 | 866 | 180 | 670 | 2,400 | 480 | 670 | 500 | 400 | 570 |
| 1982-83 | 240 | 1,250 | 1,012 | 200 | 685 | 2,512 | 500 | 685 | 1,100 | 500 | 535 |
| 1983-84 | 250 | 1,400 | 1,073 | 200 | 685 | 2,822 | 500 | 685 | 1,100 | 500 | 535 |
| 1984-85 | 270 | 1,550 | 1,050 | 200 | 685 | 3,100 | 500 | 685 | 1,100 | 500 | 535 |
| 1985-86 | 300 | 1,550 | 1,167 | 200 | 746 | 3,017 | 500 | 746 | 880 | 500 | 616 |
| 1986-87 | 300 | 1,643 | 1,255 | 220 | 660 | 3,118 | 550 | 660 | 880 | 550 | 470 |
| 1987-88 | 320 | 1,792 | 1,320 | 300 | 1,070 | 3,112 | 580 | 1,070 | 1,100 | 580 | 710 |
| 1988-89 | 320 | 2,048 | 1,386 | 300 | 690 | 3,336 | 580 | 900 | 1,500 | 580 | 330 |
| 1989-90 | 320 | 2,161 | 1,408 | 300 | 690 | 3,643 | 580 | 900 | 1,500 | 580 | 330 |
| 1990-91 | 336 | 2,420 | 1,552 | 315 | 1,089 | 4,452 | 609 | 1,299 | 1,500 | 609 | 729 |
| 1991-92 | 336 | 2,530 | 1,608 | 315 | 690 | 4,452 | 609 | 900 | 1,800 | 609 | 330 |
| 1992-93 | 700 | 2,814 | 1,530 | 315 | 1,182 | 4,344 | 609 | 1,392 | 1,800 | 609 | 822 |
| Health Science Centers | | | | | | | | | | | |
| 1980-81 | 308 | 950 | - | 260 | 695 | 2,535 | 260 | 695 | 1,000 | 370 | 695 |
| 1981-82 | 350 | 1,100 | - | 185 | 595 | 3,120 | 310 | 595 | 1,250 | 420 | 595 |
| 1982-83 | 380 | 1,250 | - | 225 | 683 | 3,501 | 325 | 683 | 1,150 | 450 | 683 |
| 1983-84 | 375 | 1,400 | - | 233 | 658 | 3,565 | 333 | 683 | 1,208 | 465 | 683 |
| 1984-85 | 365 | 1,550 | - | 233 | 683 | 3,608 | 333 | 683 | 1,233 | 565 | 683 |
| 1985-86 | 400 | 1,550 | 1,453 | 233 | 683 | 3,608 | 333 | 683 | 1,233 | 565 | 683 |
| 1986-87 | 443 | 2,033 | 1,700 | 308 | 675 | 4,360 | 308 | 675 | 1,100 | 619 | 675 |
| 1987-88 | 505 | 2,048 | 1,808 | 335 | 785 | 4,423 | 403 | 785 | 1,438 | 635 | 785 |
| 1988-89 | 568 | 2,190 | 1,898 | 345 | 833 | 4,778 | 345 | 833 | 1,648 | 578 | 833 |
| 1989-90 | 548 | 2,395 | 1,990 | 383 | 795 | 5,153 | 463 | 795 | 1,873 | 711 | 795 |
| 1990-91 | 558 | 2,533 | 2,085 | 393 | 703 | 4,618 | 475 | 703 | 1,928 | 745 | 703 |
| 1991-92 | 635 | 2,525 | 2,185 | 455 | 718 | 4,710 | 550 | 718 | 1,975 | 675 | 718 |
| 1992-93 | 628 | 2,600 | 2,250 | 470 | 750 | 4,850 | 565 | 750 | 2,013 | 668 | 750 |
| Brooklyn HSC | | | | | | | | | | | |
| 1980-81 | 350 | 950 | - | 300 | 800 | 3,050 | 300 | 800 | 1,100 | 300 | 800 |
| 1981-82 | 400 | 1,100 | - | 150 | 600 | 3,600 | 400 | 600 | 1,400 | 400 | 600 |
| 1982-83 | 400 | 1,250 | - | 200 | 800 | 4,100 | 400 | 800 | 1,200 | 400 | 800 |
| 1983-84 | 400 | 1,400 | - | 200 | 1,150 | 4,100 | 400 | 800 | 1,260 | 400 | 800 |
| 1984-85 | 400 | 1,550 | - | 200 | 800 | 4,100 | 400 | 800 | 1,310 | 400 | 800 |
| 1985-86 | 400 | 1,550 | 1,800 ④ | 200 | 800 | 4,100 | 400 | 800 | 1,310 | 400 | 800 |
| 1986-87 | 450 | 2,120 | 2,040 ④ | 350 | 660 | 5,415 | 350 | 660 | 1,100 | 508 | 660 |
| 1987-88 | 600 | 2,016 | 2,275 ④ | 405 | 880 | 5,425 | 540 | 880 | 1,775 | 540 | 880 |
| 1988-89 | 675 | 2,220 | 2,390 ④ | 425 | 915 | 5,990 | 425 | 915 | 1,795 | 425 | 915 |
| 1989-90 | 745 | 2,450 | 2,510 ④ | 305 | 950 | 6,495 | 445 | 950 | 2,245 | 447 | 950 |
| 1990-91 | 640 | 2,575 | 2,635 ④ | 305 | 765 | 5,210 | 470 | 765 | 2,355 | 470 | 765 |
| 1991-92 | 810 | 2,680 | 2,740 ④ | 320 | 795 | 5,420 | 510 | 795 | 2,450 | 510 | 795 |
| 1992-93 | 835 | 2,760 | 2,820 ④ | 330 | 820 | 5,580 | 520 | 820 | 2,525 | 520 | 820 |
| Syracuse HSC | | | | | | | | | | | |
| 1980-81 | 265 | 950 | - | 220 | 590 | 2,020 | 220 | 590 | 900 | 440 | 590 |
| 1981-82 | 300 | 1,100 | - | 220 | 590 | 2,640 | 220 | 590 | 1,100 | 440 | 590 |
| 1982-83 | 360 | 1,250 | - | 250 | 565 | 2,901 | 250 | 565 | 1,100 | 500 | 565 |
| 1983-84 | 350 | 1,400 | - | 265 | 565 | 3,030 | 265 | 565 | 1,155 | 530 | 565 |
| 1984-85 | 330 | 1,550 | - | 265 | 565 | 3,115 | 265 | 565 | 1,155 | 730 | 565 |
| 1985-86 | 400 | 1,550 | 1,105 ④ | 265 | 565 | 3,115 | 265 | 565 | 1,155 | 730 | 565 |
| 1986-87 | 435 | 1,945 | 1,360 ④ | 265 | 690 | 3,305 | 265 | 690 | 1,100 | 730 | 690 |
| 1987-88 | 410 | 2,080 | 1,340 ④ | 265 | 690 | 3,420 | 265 | 690 | 1,100 | 730 | 690 |
| 1988-89 | 460 | 2,160 | 1,405 ④ | 265 | 750 | 3,565 | 265 | 750 | 1,500 | 730 | 750 |
| 1989-90 | 350 | 2,340 | 1,470 ④ | 460 | 640 | 3,810 | 480 | 640 | 1,500 | 975 | 640 |
| 1990-91 | 475 | 2,490 | 1,535 ④ | 480 | 640 | 4,025 | 480 | 640 | 1,500 | 1,020 | 640 |
| 1991-92 | 460 | 2,370 | 1,630 ④ | 590 | 640 | 4,000 | 590 | 640 | 1,500 | 840 | 640 |
| 1992-93 | 420 | 2,440 | 1,680 ④ | 610 | 680 | 4,120 | 610 | 680 | 1,500 | 815 | 680 |

SEE NOTES ON LAST PAGE OF TABLE

**Trends in the Distribution of Allowances for Variable Student Costs: 1980/81 to 1992/93
For Three Cohorts of Students at the State University of New York**

| Academic Year | Books/Supplies | LIVING ARRANGEMENT | | | | | | | | | |
|--------------------|----------------|-----------------------|-------|----------------|----------------|---------------------------|----------------|----------------|-------------------|----------------|----------------|
| | | Campus Resident Halls | | | | Non-Institutional Housing | | | Commuter Students | | |
| | | Room | Board | Transportation | Personal/Other | Room/Board | Transportation | Personal/Other | Room/Board | Transportation | Personal/Other |
| Specialized | | | | | | | | | | | |
| 1980-81 | 375 | 1,155 | 1,095 | 175 | 831 | 2,727 | 390 | 530 | 1,007 | 367 | 520 |
| 1981-82 | 368 | 1,240 | 1,260 | 175 | 844 | 2,783 | 418 | 753 | 1,345 | 502 | 637 |
| 1982-83 | 398 | 1,400 | 1,400 | 175 | 844 | 3,133 | 557 | 730 | 1,398 | 627 | 657 |
| 1983-84 | 413 | 1,540 | 1,510 | 175 | 844 | 3,447 | 425 | 833 | 1,465 | 575 | 717 |
| 1984-85 | 425 | 1,670 | 1,597 | 200 | 869 | 3,582 | 485 | 825 | 1,697 | 502 | 650 |
| 1985-86 | 533 | 1,735 | 1,586 | 200 | 874 | 3,760 | 405 | 877 | 1,570 | 483 | 750 |
| 1986-87 | 683 | 1,850 | 1,733 | 200 | 880 | 3,571 | 453 | 1,375 | 1,364 | 547 | 1,142 |
| 1987-88 | 753 | 1,955 | 1,820 | 200 | 919 | 4,069 | 515 | 1,420 | 1,391 | 495 | 808 |
| 1988-89 | 850 | 2,075 | 1,900 | 250 | 990 | 4,992 | 400 | 683 | 2,302 | 533 | 662 |
| 1989-90 | 933 | 2,230 | 2,054 | 290 | 775 | 5,408 | 417 | 717 | 2,423 | 658 | 667 |
| 1990-91 | 930 | 2,400 | 2,199 | 300 | 1,175 | 5,675 | 693 | 1,234 | 1,796 | 916 | 1,123 |
| 1991-92 | 420 | 2,462 | 2,184 | 300 | 1,090 | 5,800 | 730 | 1,188 | 1,650 | 735 | 445 |
| 1992-93 | 527 | 2,653 | 2,220 | 323 | 1,083 | 5,990 | 793 | 1,188 | 2,108 | 1,028 | 1,118 |
| Forestry | | | | | | | | | | | |
| 1980-81 | 200 | 1,360 | 1,200 | 150 | 450 | 2,560 | 150 | 450 | 1,050 | 300 | 300 |
| 1981-82 | 250 | 1,380 | 1,340 | 150 | 450 | 2,520 | 150 | 450 | 1,120 | 300 | 300 |
| 1982-83 | 250 | 1,550 | 1,500 | 150 | 450 | 3,050 | 500 | 300 | 1,100 | 600 | 300 |
| 1983-84 | 250 | 1,680 | 1,620 | 150 | 450 | 3,300 | 150 | 450 | 1,100 | 600 | 300 |
| 1984-85 | 300 | 1,790 | 1,730 | 200 | 450 | 3,520 | 350 | 450 | 1,600 | 600 | 300 |
| 1985-86 | 400 | 1,920 | 1,890 | 200 | 450 | 3,810 | 200 | 450 | 1,100 | 600 | 300 |
| 1986-87 | 400 | 2,050 | 2,020 | 200 | 450 | 3,050 | 200 | 450 | 1,100 | 600 | 300 |
| 1987-88 | 450 | 2,160 | 2,120 | 200 | 450 | 4,280 | 350 | 450 | 1,100 | 600 | 300 |
| 1988-89 | 600 | 2,300 | 2,230 | 200 | 450 | 4,530 | 200 | 450 | 1,500 | 600 | 300 |
| 1989-90 | 600 | 2,480 | 2,380 | 200 | 450 | 4,860 | 200 | 450 | 1,500 | 600 | 300 |
| 1990-91 | 600 | 2,680 | 2,570 | 200 | 450 | 5,250 | 200 | 450 | 1,500 | 600 | 300 |
| 1991-92 | 600 | 2,840 | 2,725 | 200 | 450 | 5,565 | 200 | 450 | 1,800 | 600 | 300 |
| 1992-93 | 600 | 3,000 | 2,920 | 200 | 450 | 5,920 | 200 | 450 | 1,800 | 600 | 450 |
| Maritime | | | | | | | | | | | |
| 1980-81 | 200 | 950 | 990 | 200 | 1,212 | - | - | - | - | - | - |
| 1981-82 | 300 | 1,100 | 1,180 | 200 | 1,238 | - | - | - | - | - | - |
| 1982-83 | 300 | 1,250 | 1,300 | 200 | 1,238 | - | - | - | - | - | - |
| 1983-84 | 300 | 1,400 | 1,400 | 200 | 1,238 | - | - | - | - | - | - |
| 1984-85 | 300 | 1,550 | 1,464 | 200 | 1,288 | - | - | - | - | - | - |
| 1985-86 | 400 | 1,550 | 1,282 | 200 | 1,298 | - | - | - | - | - | - |
| 1986-87 | 400 | 1,650 | 1,446 | 200 | 1,309 | - | - | - | - | - | - |
| 1987-88 | 400 | 1,750 | 1,520 | 200 | 1,388 | - | - | - | - | - | - |
| 1988-89 | 400 | 1,850 | 1,570 | 300 | 1,530 | - | - | - | - | - | - |
| 1989-90 | 450 | 1,980 | 1,728 | 380 | 1,100 | - | - | - | - | - | - |
| 1990-91 | 500 | 2,120 | 1,828 | 400 | 1,900 | - | - | - | - | - | - |
| 1991-92 | 500 | 2,270 | 2,026 | 400 | 2,020 | - | - | - | - | - | - |
| 1992-93 | 500 | 2,400 | 1,740 | 400 | 2,000 | - | - | - | - | - | - |
| Optometry | | | | | | | | | | | |
| 1980-81 | 850 | - | - | - | - | 3,600 | 250 | 700 | 1,150 | 250 | 700 |
| 1981-82 | 650 | - | - | - | - | 3,630 | 495 | 1,210 | 1,815 | 495 | 1,210 |
| 1982-83 | 750 | - | - | - | - | 3,950 | 500 | 1,230 | 1,995 | 500 | 1,230 |
| 1983-84 | 800 | - | - | - | - | 4,240 | 500 | 1,350 | 2,195 | 500 | 1,350 |
| 1984-85 | 800 | - | - | - | - | 4,275 | 575 | 1,350 | 2,390 | 575 | 1,150 |
| 1985-86 | 1,000 | - | - | - | - | 4,575 | 600 | 1,350 | 2,510 | 600 | 1,350 |
| 1986-87 | 1,600 | - | - | - | - | 4,672 | 730 | 2,814 | 1,892 | 730 | 2,527 |
| 1987-88 | 1,800 | - | - | - | - | 4,873 | 760 | 2,935 | 1,973 | 730 | 1,325 |
| 1988-89 | 2,000 | - | - | - | - | 7,200 | 540 | 1,070 | 4,305 | 540 | 1,070 |
| 1989-90 | 2,200 | - | - | - | - | 7,739 | 600 | 1,000 | 4,670 | 600 | 1,000 |
| 1990-91 | 2,140 | - | - | - | - | 8,265 | 1,278 | 2,478 | 2,388 | 1,278 | 2,478 |
| 1991-92 | 100 | - | - | - | - | 8,136 | 1,359 | 2,313 | - | - | - |
| 1992-93 | - | - | - | - | - | 8,424 | 1,404 | 2,313 | 3,024 | 1,404 | 2,313 |

**Trends in the Distribution of Allowances for Variable Student Costs: 1980/81 to 1992/93
For Three Cohorts of Students at the State University of New York**

| Academic Year | Books/Supplies | LIVING ARRANGEMENT | | | | | | | | | |
|-----------------------------|----------------|-----------------------|-------|----------------------|--------------------|---------------------------|----------------------|--------------------|-------------------|----------------------|--------------------|
| | | Campus Resident Halls | | | | Non-Institutional Housing | | | Commuter Students | | |
| | | Room | Board | Transpor- -tation | Personal /Other | Room/ Board | Transpor- -tation | Personal /Other | Room/ Board | Transpor- -tation | Personal /Other |
| Utica-Rome | | | | | | | | | | | |
| 1980-81 | 250 | -- | -- | -- | -- | 2,020 | 770 | 440 | 820 | 550 | 560 |
| 1981-82 | 270 | -- | -- | -- | -- | 2,200 | 610 | 600 | 1,100 | 710 | 400 |
| 1982-83 | 290 | -- | -- | -- | -- | 2,400 | 670 | 660 | 1,100 | 780 | 440 |
| 1983-84 | 300 | -- | -- | -- | -- | 2,800 | 625 | 700 | 1,100 | 625 | 500 |
| 1984-85 | 300 | -- | -- | -- | -- | 2,950 | 530 | 675 | 1,100 | 330 | 500 |
| 1985-86 | 330 | -- | -- | -- | -- | 2,894 | 414 | 832 | 1,100 | 250 | 600 |
| 1986-87 | 330 | -- | -- | -- | -- | 2,990 | 430 | 860 | 1,100 | 310 | 600 |
| 1987-88 | 360 | -- | -- | -- | -- | 3,055 | 435 | 875 | 1,100 | 155 | 800 |
| 1988-89 | 400 | -- | -- | -- | -- | 3,245 | 460 | 530 | 1,100 | 460 | 615 |
| 1989-90 | 480 | -- | -- | -- | -- | 3,625 | 450 | 700 | 1,100 | 775 | 700 |
| 1990-91 | 480 | -- | -- | -- | -- | 3,510 | 600 | 775 | 1,500 | 870 | 590 |
| 1991-92 | 480 | 2,275 | 1,800 | 300 | 800 | 3,700 | 630 | 800 | 1,500 | 870 | 590 |
| 1992-93 | 480 | 2,560 | 2,000 | 370 | 800 | 3,625 | 775 | 800 | 1,500 | 1,080 | 590 |
| Statutories (Average) | | | | | | | | | | | |
| 1980-81 | 286 | 1,055 | 2,199 | 170 | 688 | 2,498 | 170 | 688 | 1,040 | 225 | 585 |
| 1981-82 | 310 | 1,390 | 1,320 | 170 | 744 | 2,734 | 170 | 744 | 1,220 | 225 | 638 |
| 1982-83 | 354 | 1,560 | 1,440 | 170 | 730 | 2,330 | 170 | 650 | 1,163 | 225 | 638 |
| 1983-84 | 372 | 1,762 | 1,440 | 170 | 914 | 3,132 | 170 | 914 | 1,313 | 225 | 660 |
| 1984-85 | 378 | 1,882 | 1,511 | 170 | 920 | 3,393 | 170 | 920 | 1,503 | 225 | 660 |
| 1985-86 | 399 | 2,005 | 1,572 | 138 | 1,032 | 3,577 | 138 | 1,032 | 1,438 | 350 | 690 |
| 1986-87 | 415 | 2,137 | 1,674 | 138 | 1,106 | 3,711 | 138 | 1,106 | 1,438 | 350 | 753 |
| 1987-88 | 428 | 2,294 | 1,715 | 138 | 1,117 | 3,889 | 138 | 1,117 | 1,494 | 138 | 736 |
| 1988-89 | 451 | 2,860 | 1,798 | 158 | 1,171 | 4,198 | 158 | 1,171 | 1,500 | 1,200 | 771 |
| 1989-90 | 474 | 3,056 | 1,947 | 168 | 1,232 | 4,483 | 168 | 1,232 | 1,500 | 1,200 | 815 |
| 1990-91 | 496 | 2,711 | 2,084 | 183 | 1,259 | 4,763 | 183 | 1,259 | 1,410 | 1,060 | 848 |
| 1991-92 | 474 | 2,906 | 2,257 | 177 | 881 | 5,085 | 177 | 881 | 1,463 | 1,216 | 881 |
| 1992-93 | 484 | 3,119 | 2,369 | 178 | 905 | 5,402 | 178 | 905 | 1,540 | 1,211 | 905 |
| Agriculture & Life Sciences | | | | | | | | | | | |
| 1980-81 | 260 | -- | 2,500 | 100 | 630 | 2,500 | 100 | 630 | 1,220 | 100 | 630 |
| 1981-82 | 290 | 1,450 | 1,370 | 100 | 700 | 2,820 | 100 | 700 | 1,260 | 100 | 700 |
| 1982-83 | 290 | 1,600 | 1,450 | 100 | 700 | 3,050 | 100 | 700 | 1,100 | 100 | 700 |
| 1983-84 | 320 | 1,750 | 1,500 | 100 | 730 | 3,250 | 100 | 730 | 1,250 | 100 | 730 |
| 1984-85 | 320 | 1,855 | 1,550 | 100 | 730 | 3,405 | 100 | 730 | 1,470 | 100 | 730 |
| 1985-86 | 340 | 1,960 | 1,640 | 100 | 770 | 3,600 | 100 | 770 | 1,550 | 100 | 770 |
| 1986-87 | 365 | 2,100 | 1,725 | 100 | 800 | 3,825 | 100 | 800 | 1,550 | 100 | 800 |
| 1987-88 | 380 | 2,295 | 1,725 | 100 | 830 | 4,020 | 100 | 830 | 1,625 | 100 | 830 |
| 1988-89 | 400 | 2,480 | 1,840 | 120 | 870 | 4,320 | 120 | 870 | 1,500 | -- | 870 |
| 1989-90 | 420 | 2,660 | 1,970 | 125 | 920 | 4,630 | 125 | 920 | 1,500 | -- | 920 |
| 1990-91 | 440 | 2,852 | 2,148 | 130 | 956 | 5,000 | 130 | 956 | 1,380 | 1,000 | 956 |
| 1991-92 | 465 | 3,052 | 2,284 | 135 | 1,000 | 5,336 | 135 | 1,000 | 1,450 | 1,200 | 1,000 |
| 1992-93 | 480 | 3,284 | 2,392 | 135 | 1,000 | 5,676 | 135 | 1,000 | 1,550 | 1,200 | 1,000 |
| Ceramics | | | | | | | | | | | |
| 1980-81 | 250 | 1,055 | 995 | 250 | 450 | 2,050 | 250 | 450 | 500 | 600 | 450 |
| 1981-82 | 250 | 1,150 | 1,120 | 250 | 450 | 2,270 | 250 | 450 | 1,100 | 600 | 450 |
| 1982-83 | 300 | 1,250 | 1,200 | 250 | 450 | 2,450 | 250 | 450 | 1,350 | 600 | 450 |
| 1983-84 | 300 | 1,360 | 1,300 | 250 | 450 | 2,660 | 250 | 450 | 1,500 | 600 | 450 |
| 1984-85 | 330 | 1,470 | 1,390 | 250 | 450 | 2,860 | 250 | 450 | 1,600 | 600 | 450 |
| 1985-86 | 375 | 1,545 | 1,390 | 250 | 450 | 2,935 | 250 | 450 | 1,100 | 1,100 | 450 |
| 1986-87 | 380 | 1,655 | 1,575 | 250 | 610 | 2,730 | 250 | 610 | 1,100 | 1,100 | 610 |
| 1987-88 | 400 | 1,754 | 1,670 | 250 | 456 | 2,824 | 250 | 456 | 1,100 | 250 | 455 |
| 1988-89 | 425 | 1,860 | 1,670 | 270 | 475 | 3,030 | 270 | 475 | 1,500 | 1,200 | 475 |
| 1989-90 | 450 | 1,998 | 1,876 | 296 | 500 | 3,224 | 296 | 500 | 1,500 | 1,200 | 500 |
| 1990-91 | 500 | 2,138 | 2,008 | 343 | 525 | 3,816 | 343 | 525 | 1,500 | 1,239 | 525 |
| 1991-92 | 500 | 2,322 | 2,148 | 345 | 525 | 4,080 | 345 | 525 | 1,500 | 1,265 | 525 |
| 1992-93 | 500 | 2,460 | 2,276 | 351 | 525 | 4,306 | 351 | 525 | 1,500 | 1,257 | 525 |

SEE NOTES ON LAST PAGE OF TABLE

**Trends in the Distribution of Allowances for Variable Student Costs: 1980/81 to 1992/93
For Three Cohorts of Students at the State University of New York**

| Academic Year | Books/Supplies | LIVING ARRANGEMENT | | | | | | | | | |
|---|----------------|-----------------------|-------|----------------|----------------|---------------------------|----------------|----------------|-------------------|----------------|----------------|
| | | Campus Resident Halls | | | | Non-Institutional Housing | | | Commuter Students | | |
| | | Room | Board | Transportation | Personal/Other | Room/Board | Transportation | Personal/Other | Room/Board | Transportation | Personal/Other |
| Human Ecology | | | | | | | | | | | |
| 1980-81 | 260 | - ⑤ | 2,500 | 100 | 630 | 2,500 | 100 | 630 | 1,220 | 100 | 630 |
| 1981-82 | 290 | 1,450 | 1,370 | 100 | 700 | 2,820 | 100 | 700 | 1,260 | 100 | 700 |
| 1982-83 | 290 | 1,600 | 1,450 | 100 | 700 | 3,050 | 100 | 700 | 1,100 | 100 | 700 |
| 1983-84 | 320 | 1,750 | 1,500 | 100 | 730 | 3,250 | 100 | 730 | 1,250 | 100 | 730 |
| 1984-85 | 320 | 1,855 | 1,550 | 100 | 730 | 3,405 | 100 | 730 | 1,470 | 100 | 730 |
| 1985-86 | 340 | 1,960 | 1,640 | 100 | 770 | 3,600 | 100 | 770 | 1,550 | 100 | 770 |
| 1986-87 | 365 | 2,100 | 1,725 | 100 | 800 | 3,825 | 100 | 800 | 1,550 | 100 | 800 |
| 1987-88 | 380 | 2,295 | 1,725 | 100 | 830 | 4,020 | 100 | 830 | 1,625 | 100 | 830 |
| 1988-89 | 400 | 2,480 | 1,840 | 120 | 870 | 4,320 | 120 | 870 | 1,500 | - | 870 |
| 1989-90 | 420 | 2,660 | 1,970 | 125 | 920 | 4,630 | 125 | 920 | 1,500 | - | 920 |
| 1990-91 | 440 | 2,852 | 2,148 | 130 | 956 | 5,000 | 130 | 956 | 1,380 | 1,000 | 956 |
| 1991-92 | 465 | 3,052 | 2,284 | 135 | 1,000 | 5,336 | 135 | 1,000 | 1,450 | 1,200 | 1,000 |
| 1992-93 | 480 | 3,284 | 2,392 | 135 | 1,000 | 5,676 | 135 | 1,000 | 1,550 | 1,200 | 1,000 |
| Industrial & Labor Relations | | | | | | | | | | | |
| 1980-81 | 260 | - ⑤ | 2,500 | 100 | 630 | 2,500 | 100 | 630 | 1,220 | 100 | 630 |
| 1981-82 | 290 | 1,450 | 1,370 | 100 | 700 | 2,820 | 100 | 700 | 1,260 | 100 | 700 |
| 1982-83 | 290 | 1,600 | 1,450 | 100 | 700 | 3,050 | 100 | 700 | 1,100 | 100 | 700 |
| 1983-84 | 320 | 1,750 | 1,500 | 100 | 730 | 3,250 | 100 | 730 | 1,250 | 100 | 730 |
| 1984-85 | 320 | 1,855 | 1,550 | 100 | 730 | 3,405 | 100 | 730 | 1,470 | 100 | 730 |
| 1985-86 | 340 | 1,960 | 1,640 | 100 | 770 | 3,600 | 100 | 770 | 1,550 | 100 | 770 |
| 1986-87 | 365 | 2,100 | 1,725 | 100 | 800 | 3,825 | 100 | 800 | 1,550 | 100 | 800 |
| 1987-88 | 380 | 2,295 | 1,725 | 100 | 830 | 4,020 | 100 | 830 | 1,625 | 100 | 830 |
| 1988-89 | 400 | 2,480 | 1,840 | 120 | 870 | 4,320 | 120 | 870 | 1,500 | - | 870 |
| 1989-90 | 420 | 2,660 | 1,970 | 125 | 920 | 4,630 | 125 | 920 | 1,500 | - | 920 |
| 1990-91 | 440 | 2,852 | 2,148 | 130 | 956 | 5,000 | 130 | 956 | 1,380 | 1,000 | 956 |
| 1991-92 | 465 | 3,052 | 2,284 | 135 | 1,000 | 5,336 | 135 | 1,000 | 1,450 | 1,200 | 1,000 |
| 1992-93 | 480 | 3,284 | 2,392 | 135 | 1,000 | 5,676 | 135 | 1,000 | 1,550 | 1,200 | 1,000 |
| Veterinary Medicine | | | | | | | | | | | |
| 1980-81 | 400 | - | 2,500 | 300 | 1,100 | 2,940 | 300 | 1,100 | - | - | - |
| 1981-82 | 430 | 1,450 | 1,370 | 300 | 1,170 | 2,940 | 300 | 1,170 | - | - | - |
| 1982-83 | 600 | 1,750 | 1,650 | 300 | 1,100 | 3,050 | 300 | 700 | - | - | - |
| 1983-84 | 600 | 2,200 | 1,400 | 300 | 1,930 | 3,250 | 300 | 1,930 | - | - | - |
| 1984-85 | 600 | 2,376 | 1,514 | 300 | 1,960 | 3,890 | 300 | 1,960 | - | - | - |
| 1985-86 | 600 | 2,600 | 1,550 | - | 2,400 | 4,150 | - | 2,400 | - | - | - |
| 1986-87 | 600 | 2,730 | 1,620 | - | 2,520 | 4,350 | - | 2,520 | - | - | - |
| 1987-88 | 600 | 2,830 | 1,730 | - | 2,640 | 4,560 | - | 2,640 | - | - | - |
| 1988-89 | 630 | 4,998 | - | - | 2,772 | 4,998 | - | 2,772 | - | - | - |
| 1989-90 | 660 | 5,300 | - | - | 2,900 | 5,300 | - | 2,900 | - | - | - |
| 1990-91 | 660 | 2,860 | 1,970 | - | 2,900 | 5,000 | - | 2,900 | - | - | - |
| 1991-92 | - | 3,052 | 2,284 | 135 | - | 5,336 | 135 | - | - | - | - |
| 1992-93 | 480 | 3,284 | 2,392 | 135 | 1,000 | 5,676 | 135 | 1,000 | 1,550 | 1,200 | 1,000 |
| Colleges Technology/Agriculture | | | | | | | | | | | |
| 1980-81 | 267 | 950 | 934 | 259 | 516 | 1,809 | 311 | 549 | 851 | 555 | 549 |
| 1981-82 | 278 | 1,100 | 1,003 | 272 | 550 | 2,237 | 332 | 654 | 1,038 | 649 | 571 |
| 1982-83 | 292 | 1,250 | 1,088 | 259 | 585 | 2,503 | 309 | 656 | 1,058 | 687 | 567 |
| 1983-84 | 315 | 1,400 | 1,190 | 264 | 580 | 2,753 | 316 | 680 | 1,143 | 687 | 575 |
| 1984-85 | 333 | 1,550 | 1,250 | 293 | 606 | 3,002 | 404 | 738 | 1,220 | 694 | 598 |
| 1985-86 | 371 | 1,550 | 1,367 | 310 | 603 | 2,908 | 422 | 612 | 1,392 | 728 | 612 |
| 1986-87 | 381 | 1,640 | 1,392 | 318 | 636 | 3,057 | 372 | 628 | 1,158 | 608 | 648 |
| 1987-88 | 418 | 1,740 | 1,458 | 372 | 675 | 3,213 | 380 | 660 | 1,266 | 722 | 672 |
| 1988-89 | 442 | 1,831 | 1,457 | 372 | 670 | 3,318 | 438 | 683 | 1,567 | 780 | 663 |
| 1989-90 | 463 | 1,924 | 1,547 | 401 | 662 | 3,583 | 534 | 652 | 1,653 | 946 | 652 |
| 1990-91 | 471 | 2,123 | 1,595 | 379 | 663 | 3,793 | 463 | 651 | 1,665 | 988 | 651 |
| 1991-92 | 479 | 2,317 | 1,660 | 413 | 790 | 4,010 | 497 | 789 | 1,660 | 1,083 | 789 |
| 1992-93 | 550 | 2,447 | 1,818 | 392 | 733 | 4,618 | 508 | 733 | 1,600 | 1,260 | 771 |

**Trends in the Distribution of Allowances for Variable Student Costs: 1980/81 to 1992/93
For Three Cohorts of Students at the State University of New York**

| Academic Year | Books/Supplies | LIVING ARRANGEMENT | | | | | | | | | |
|-------------------|----------------|-----------------------|-------|----------------|----------------|---------------------------|----------------|----------------|-------------------|----------------|----------------|
| | | Campus Resident Halls | | | | Non-Institutional Housing | | | Commuter Students | | |
| | | Room | Board | Transportation | Personal/Other | Room/Board | Transportation | Personal/Other | Room/Board | Transportation | Personal/Other |
| Aifred | | | | | | | | | | | |
| 1980-81 | 230 | 950 | 870 | 225 | 550 | 1,820 | 225 | 550 | 945 | 400 | 550 |
| 1981-82 | 250 | 1,100 | 990 | 225 | 626 | 2,030 | 225 | 550 | 1,100 | 500 | 550 |
| 1982-83 | 300 | 1,250 | 1,090 | 250 | 626 | 2,405 | 250 | 626 | 1,155 | 600 | 600 |
| 1983-84 | 375 | 1,400 | 1,150 | 280 | 630 | 2,550 | 280 | 630 | 1,200 | 600 | 600 |
| 1984-85 | 400 | 1,550 | 1,270 | 250 | 655 | 2,820 | 600 | 655 | 1,200 | 600 | 605 |
| 1985-86 | 375 | 1,550 | 1,390 | 260 | 630 | 2,940 | 600 | 630 | 1,100 | 600 | 630 |
| 1986-87 | 450 | 1,705 | 1,450 | 300 | 700 | 3,155 | 300 | 700 | 1,100 | 300 | 700 |
| 1987-88 | 450 | 1,705 | 1,470 | 600 | 802 | 3,185 | 250 | 802 | 1,700 | 600 | 802 |
| 1988-89 | 450 | 1,835 | 1,470 | 300 | 600 | 3,305 | 300 | 600 | 1,700 | 600 | 600 |
| 1989-90 | 450 | 1,835 | 1,620 | 300 | 600 | 3,455 | 300 | 600 | 1,900 | 600 | 600 |
| 1990-91 | 450 | 2,225 | 1,615 | 300 | 600 | 3,840 | 300 | 600 | 1,700 | 750 | 600 |
| 1991-92 | 500 | 2,225 | 1,760 | 300 | 600 | 3,985 | 300 | 600 | 1,700 | 750 | 600 |
| 1992-93 | 600 | 2,460 | 1,760 | 300 | 600 | 4,220 | 300 | 600 | 1,800 | 750 | 600 |
| Canton | | | | | | | | | | | |
| 1980-81 | 225 | 950 | 970 | 325 | 554 | 2,170 | 325 | 554 | 1,050 | 612 | 554 |
| 1981-82 | 225 | 1,100 | 1,080 | 400 | 554 | 2,480 | 400 | 554 | 1,050 | 612 | 554 |
| 1982-83 | 225 | 1,250 | 1,120 | 300 | 554 | 2,720 | 300 | 554 | 790 | 790 | 554 |
| 1983-84 | 250 | 1,400 | 1,200 | 300 | 569 | 3,000 | 300 | 569 | 1,260 | 790 | 569 |
| 1984-85 | 300 | 1,550 | 1,290 | 400 | 570 | 3,090 | 400 | 570 | 1,720 | 830 | 570 |
| 1985-86 | 450 | 1,550 | 1,290 | 400 | 500 | 2,840 | 400 | 500 | 1,350 | 1,050 | 500 |
| 1986-87 | 300 | 1,600 | 1,430 | 400 | 540 | 3,030 | 400 | 500 | 1,390 | 830 | 500 |
| 1987-88 | 380 | 1,790 | 1,470 | 400 | 500 | 3,260 | 400 | 500 | 1,430 | 830 | 500 |
| 1988-89 | 400 | 1,820 | 1,430 | 400 | 500 | 3,350 | 400 | 500 | 1,500 | 830 | 500 |
| 1989-90 | 450 | 1,870 | 1,590 | 400 | 500 | 3,460 | 400 | 500 | 1,520 | 830 | 500 |
| 1990-91 | 500 | 2,000 | 1,610 | 400 | 600 | 3,610 | 400 | 600 | 1,580 | 830 | 600 |
| 1991-92 | 500 | 2,380 | 1,610 | 400 | 984 | 4,100 | 400 | 984 | 1,660 | 830 | 984 |
| 1992-93 | 500 | 2,460 | 1,690 | 400 | 700 | 4,950 | 600 | 700 | 1,800 | 1,500 | 700 |
| Cobleskill | | | | | | | | | | | |
| 1980-81 | 300 | 950 | 955 | 130 | 450 | 1,905 | 130 | 450 | 550 | 750 | 450 |
| 1981-82 | 350 | 1,100 | 980 | 130 | 500 | 2,080 | 130 | 500 | 1,100 | 800 | 500 |
| 1982-83 | 350 | 1,250 | 1,050 | 130 | 550 | 2,300 | 130 | 550 | 1,100 | 800 | 550 |
| 1983-84 | 350 | 1,400 | 1,120 | 130 | 550 | 2,520 | 130 | 550 | 1,100 | 800 | 550 |
| 1984-85 | 350 | 1,550 | 1,220 | 200 | 600 | 2,770 | 200 | 600 | 1,100 | 800 | 600 |
| 1985-86 | 350 | 1,550 | 1,280 | 200 | 600 | 2,830 | 200 | 600 | 1,100 | 550 | 600 |
| 1986-87 | 350 | 1,684 | 1,390 | 200 | 680 | 3,074 | 200 | 680 | 1,100 | 350 | 680 |
| 1987-88 | 350 | 1,790 | 1,440 | 200 | 700 | 3,230 | 200 | 640 | 1,100 | 550 | 640 |
| 1988-89 | 350 | 1,860 | 1,480 | 200 | 685 | 3,340 | 200 | 685 | 1,500 | 550 | 685 |
| 1989-90 | 400 | 1,930 | 1,520 | 200 | 600 | 3,450 | 550 | 600 | 1,500 | 550 | 600 |
| 1990-91 | 400 | 2,120 | 1,620 | 200 | 600 | 3,740 | 200 | 600 | 1,500 | 550 | 600 |
| 1991-92 | 400 | 2,420 | 1,800 | 200 | 750 | 3,968 | 200 | 750 | 1,500 | 550 | 750 |
| 1992-93 | 500 | 2,550 | 1,920 | 200 | 600 | 5,100 | 200 | 600 | 1,500 | 550 | 600 |
| Delhi | | | | | | | | | | | |
| 1980-81 | 230 | 950 | 870 | 225 | 510 | 1,960 | 225 | 510 | 1,100 | 400 | 510 |
| 1981-82 | 250 | 1,100 | 910 | 225 | 550 | 2,160 | 225 | 550 | 1,365 | 600 | 550 |
| 1982-83 | 270 | 1,250 | 990 | 225 | 580 | 2,400 | 225 | 580 | 1,100 | 600 | 580 |
| 1983-84 | 300 | 1,400 | 1,050 | 225 | 580 | 2,450 | 225 | 580 | 1,100 | 600 | 580 |
| 1984-85 | 330 | 1,550 | 1,130 | 250 | 600 | 2,680 | 250 | 600 | 1,100 | 600 | 600 |
| 1985-86 | 400 | 1,550 | 1,390 | 330 | 640 | 2,940 | 330 | 640 | 1,100 | 800 | 640 |
| 1986-87 | 450 | 1,650 | 1,420 | 330 | 660 | 3,070 | 330 | 660 | 1,100 | 800 | 660 |
| 1987-88 | 450 | 1,750 | 1,470 | 330 | 640 | 3,220 | 330 | 640 | 1,100 | 800 | 640 |
| 1988-89 | 500 | 1,800 | 1,420 | 330 | 640 | 3,220 | 330 | 640 | 1,500 | 800 | 640 |
| 1989-90 | 500 | 1,870 | 1,500 | 330 | 640 | 3,370 | 330 | 640 | 1,500 | 800 | 640 |
| 1990-91 | 500 | 2,000 | 1,620 | 330 | 640 | 3,620 | 330 | 640 | 1,700 | 800 | 640 |
| 1991-92 | 500 | 2,150 | 1,480 | 500 | 990 | 3,630 | 500 | 990 | 1,500 | 970 | 990 |
| 1992-93 | 500 | 2,420 | 1,940 | 500 | 970 | 4,360 | 500 | 970 | 1,500 | 1,060 | 970 |

SEE NOTES ON LAST PAGE OF TABLE

**Trends in the Distribution of Allowances for Variable Student Costs: 1980/81 to 1992/93
For Three Cohorts of Students at the State University of New York**

| Academic Year | Books/Supplies | LIVING ARRANGEMENT | | | | | | | | | |
|-------------------------------------|----------------|-----------------------|-------|----------------|----------------|---------------------------|----------------|----------------|-------------------|----------------|----------------|
| | | Campus Resident Halls | | | | Non-Institutional Housing | | | Commuter Students | | |
| | | Room | Board | Transportation | Personal/Other | Room/Board | Transportation | Personal/Other | Room/Board | Transportation | Personal/Other |
| Farmingdale | | | | | | | | | | | |
| 1980-81 | 315 | 950 | 1,040 | 400 | 550 | 1,100 | 710 | 750 | 1,100 | 710 | 750 |
| 1981-82 | 315 | 1,100 | 1,040 | 400 | 550 | 2,724 | 760 | 1,249 | 1,210 | 760 | 750 |
| 1982-83 | 315 | 1,250 | 1,160 | 400 | 550 | 2,991 | 700 | 1,057 | 1,100 | 710 | 550 |
| 1983-84 | 315 | 1,400 | 1,460 | 400 | 550 | 3,700 | 710 | 1,150 | 1,100 | 710 | 550 |
| 1984-85 | 315 | 1,550 | 1,310 | 405 | 560 | 4,050 | 725 | 1,350 | 1,100 | 715 | 560 |
| 1985-86 | 325 | 1,550 | 1,550 | 420 | 600 | 3,300 | 750 | 650 | 2,600 | 750 | 650 |
| 1986-87 | 335 | 1,550 | 1,310 | 430 | 710 | 3,010 | 750 | 700 | 1,100 | 750 | 700 |
| 1987-88 | 375 | 1,735 | 1,510 | 450 | 785 | 3,325 | 850 | 750 | 1,110 | 850 | 750 |
| 1988-89 | 450 | 1,910 | 1,510 | 500 | 792 | 3,500 | 900 | 750 | 1,700 | 900 | 750 |
| 1989-90 | 475 | 2,170 | 1,550 | 550 | 832 | 4,395 | 1,000 | 770 | 2,000 | 1,000 | 770 |
| 1990-91 | 475 | 2,350 | 1,596 | 500 | 835 | 4,395 | 1,000 | 765 | 2,000 | 1,000 | 765 |
| 1991-92 | 475 | 2,340 | 1,710 | 500 | 765 | 4,395 | 1,000 | 760 | 2,000 | 1,000 | 760 |
| 1992-93 | 600 | 2,340 | 1,920 | 500 | 755 | 5,000 | 1,000 | 755 | 2,000 | 1,000 | 755 |
| Morrisville | | | | | | | | | | | |
| 1980-81 | 300 | 950 | 900 | 250 | 480 | 1,900 | 250 | 480 | 360 | 455 | 480 |
| 1981-82 | 275 | 1,100 | 1,020 | 250 | 520 | 1,950 | 250 | 520 | 400 | 620 | 520 |
| 1982-83 | 290 | 1,250 | 1,120 | 250 | 647 | 2,200 | 250 | 570 | 1,100 | 620 | 570 |
| 1983-84 | 300 | 1,400 | 1,160 | 250 | 600 | 2,300 | 250 | 600 | 1,100 | 620 | 600 |
| 1984-85 | 300 | 1,550 | 1,280 | 250 | 650 | 2,600 | 250 | 650 | 1,100 | 620 | 650 |
| 1985-86 | 325 | 1,550 | 1,300 | 250 | 650 | 2,600 | 250 | 650 | 1,100 | 620 | 650 |
| 1986-87 | 400 | 1,650 | 1,350 | 250 | 525 | 3,000 | 250 | 525 | 1,155 | 620 | 650 |
| 1987-88 | 500 | 1,670 | 1,390 | 250 | 625 | 3,060 | 250 | 625 | 1,155 | 700 | 700 |
| 1988-89 | 500 | 1,760 | 1,430 | 500 | 800 | 3,190 | 500 | 800 | 1,500 | 1,000 | 800 |
| 1989-90 | 500 | 1,870 | 1,500 | 625 | 800 | 3,370 | 625 | 800 | 1,500 | 1,895 | 800 |
| 1990-91 | 500 | 2,040 | 1,510 | 545 | 700 | 3,550 | 545 | 700 | 1,510 | 1,995 | 700 |
| 1991-92 | 500 | 2,386 | 1,598 | 580 | 650 | 3,984 | 580 | 650 | 1,598 | 2,400 | 650 |
| 1992-93 | 600 | 2,450 | 1,680 | 450 | 770 | 4,080 | 450 | 770 | 1,000 | 2,700 | 1,000 |
| Community Colleges (Average) | | | | | | | | | | | |
| 1980-81 | 218 | 972 | 1,000 | 250 | 575 | 2,007 | 373 | 539 | 848 | 501 | 496 |
| 1981-82 | 241 | 1,016 | 1,064 | 250 | 625 | 2,184 | 423 | 583 | 1,061 | 549 | 517 |
| 1982-83 | 259 | 1,064 | 1,196 | 250 | 713 | 2,308 | 433 | 615 | 1,050 | 584 | 535 |
| 1983-84 | 279 | 1,310 | 1,195 | 300 | 713 | 2,443 | 451 | 615 | 1,094 | 608 | 532 |
| 1984-85 | 297 | 1,463 | 1,255 | 300 | 713 | 2,523 | 483 | 630 | 1,122 | 609 | 546 |
| 1985-86 | 314 | 1,540 | 1,283 | 375 | 713 | 2,709 | 512 | 644 | 1,180 | 610 | 555 |
| 1986-87 | 333 | 1,591 | 1,373 | 375 | 728 | 2,832 | 537 | 633 | 1,175 | 622 | 565 |
| 1987-88 | 370 | 1,641 | 1,408 | 425 | 873 | 3,079 | 576 | 695 | 1,295 | 677 | 635 |
| 1988-89 | 394 | 1,867 | 1,541 | 420 | 820 | 3,475 | 578 | 729 | 1,562 | 619 | 659 |
| 1989-90 | 421 | 2,128 | 1,555 | 445 | 856 | 3,563 | 602 | 734 | 1,671 | 696 | 653 |
| 1990-91 | 446 | 2,250 | 1,659 | 575 | 850 | 3,850 | 628 | 710 | 1,772 | 695 | 661 |
| 1991-92 | 516 | 2,400 | 1,766 | 625 | 845 | 3,993 | 676 | 748 | 1,782 | 735 | 689 |
| 1992-93 | 526 | 2,424 | 1,810 | 638 | 845 | 4,064 | 680 | 754 | 1,813 | 740 | 702 |
| Adirondack Community College | | | | | | | | | | | |
| 1980-81 | 200 | - | - | - | - | 1,800 | 500 | 600 | 900 | 500 | 600 |
| 1981-82 | 250 | - | - | - | - | 1,980 | 550 | 600 | 990 | 550 | 600 |
| 1982-83 | 300 | - | - | - | - | 2,170 | 550 | 600 | 1,090 | 550 | 600 |
| 1983-84 | 300 | - | - | - | - | 2,280 | 550 | 600 | 1,145 | 550 | 600 |
| 1984-85 | 320 | - | - | - | - | 2,400 | 550 | 600 | 1,200 | 550 | 600 |
| 1985-86 | 340 | - | - | - | - | 2,520 | 550 | 600 | 1,260 | 550 | 600 |
| 1986-87 | 350 | - | - | - | - | 2,750 | 550 | 653 | 1,300 | 550 | 653 |
| 1987-88 | 380 | - | - | - | - | 2,800 | 550 | 663 | 1,300 | 550 | 663 |
| 1988-89 | 410 | - | - | - | - | 2,925 | 550 | 713 | 1,500 | 550 | 713 |
| 1989-90 | 410 | - | - | - | - | 3,045 | 600 | 748 | 1,570 | 600 | 748 |
| 1990-91 | 425 | - | - | - | - | 3,735 | 600 | 892 | 1,630 | 600 | 747 |
| 1991-92 | 440 | - | - | - | - | 3,925 | 600 | 892 | 1,695 | 600 | 767 |
| 1992-93 | 460 | - | - | - | - | 4,095 | 600 | 897 | 1,745 | 600 | 772 |

**Trends in the Distribution of Allowances for Variable Student Costs: 1980/81 to 1992/93
For Three Cohorts of Students at the State University of New York**

| Academic Year | Books/Supplies | LIVING ARRANGEMENT | | | | | | | | | |
|--|----------------|-----------------------|-------|----------------|----------------|---------------------------|----------------|----------------|-------------------|----------------|----------------|
| | | Campus Resident Halls | | | | Non-Institutional Housing | | | Commuter Students | | |
| | | Room | Board | Transportation | Personal/Other | Room/Board | Transportation | Personal/Other | Room/Board | Transportation | Personal/Other |
| Broome Community College | | | | | | | | | | | |
| 1980-81 | 180 | - | - | - | - | 2,450 | 357 | 400 | 1,200 | 357 | 400 |
| 1981-82 | 200 | - | - | - | - | 2,450 | 500 | 500 | 1,100 | 400 | 500 |
| 1982-83 | 200 | - | - | - | - | 2,450 | 500 | 500 | 1,100 | 400 | 500 |
| 1983-84 | 200 | - | - | - | - | 2,450 | 500 | 500 | 1,100 | 400 | 500 |
| 1984-85 | 200 | - | - | - | - | 2,450 | 500 | 500 | 1,100 | 400 | 500 |
| 1985-86 | 250 | - | - | - | - | 2,540 | 500 | 500 | 1,100 | 400 | 500 |
| 1986-87 | 320 | - | - | - | - | 2,665 | 500 | 500 | 1,100 | 400 | 500 |
| 1987-88 | 400 | - | - | - | - | 3,022 | 576 | 846 | 1,430 | 480 | - |
| 1988-89 | 400 | - | - | - | - | 2,500 | 600 | 750 | 1,500 | 600 | 750 |
| 1989-90 | 400 | - | - | - | - | 3,960 | 600 | 750 | 1,500 | 600 | 750 |
| 1990-91 | 500 | - | - | - | - | 2,500 | 600 | 750 | 1,500 | 600 | 750 |
| 1991-92 | 500 | - | - | - | - | 3,564 | 600 | 750 | 1,500 | 600 | 750 |
| 1992-93 | 500 | - | - | - | - | 3,565 | 600 | 750 | 1,500 | 600 | 750 |
| Cayuga Community College | | | | | | | | | | | |
| 1980-81 | 250 | - | - | - | - | 2,025 | 225 | 750 | 700 | 225 | 750 |
| 1981-82 | 250 | - | - | - | - | 2,000 | 120 | 900 | 1,100 | 630 | 300 |
| 1982-83 | 280 | - | - | - | - | 2,100 | 120 | 900 | 1,100 | 630 | 300 |
| 1983-84 | 280 | - | - | - | - | 2,430 | 120 | 720 | 900 | 820 | 360 |
| 1984-85 | 300 | - | - | - | - | 2,570 | 120 | 760 | 950 | 820 | 360 |
| 1985-86 | 320 | - | - | - | - | 2,700 | 120 | 800 | 1,100 | 630 | 250 |
| 1986-87 | 350 | - | - | - | - | 2,790 | 120 | 810 | 1,100 | 588 | 250 |
| 1987-88 | 350 | - | - | - | - | 3,050 | 35 | 840 | 940 | 1,000 | 840 |
| 1988-89 | 400 | - | - | - | - | 3,050 | 260 | 1,160 | 1,500 | 260 | 600 |
| 1989-90 | 400 | - | - | - | - | 3,200 | 35 | 860 | 1,590 | 1,070 | 300 |
| 1990-91 | 450 | - | - | - | - | 4,000 | 35 | 860 | 1,590 | 565 | 500 |
| 1991-92 | 500 | - | - | - | - | 4,000 | 585 | 860 | 1,590 | 585 | 860 |
| 1992-93 | 700 | - | - | - | - | 4,000 | 585 | 860 | 1,590 | 585 | 860 |
| Clinton Community College | | | | | | | | | | | |
| 1980-81 | 160 | - | - | - | - | 1,988 | 522 | 500 | 1,040 | 465 | 500 |
| 1981-82 | 160 | - | - | - | - | 1,988 | 522 | 500 | 1,041 | 465 | 500 |
| 1982-83 | 160 | - | - | - | - | 2,477 | 650 | 623 | 1,297 | 579 | 623 |
| 1983-84 | 250 | - | - | - | - | 2,477 | 650 | 623 | 1,297 | 579 | 623 |
| 1984-85 | 250 | - | - | - | - | 2,477 | 650 | 623 | 1,297 | 579 | 623 |
| 1985-86 | 250 | - | - | - | - | 2,477 | 650 | 673 | 1,297 | 579 | 673 |
| 1986-87 | 250 | - | - | - | - | 2,477 | 650 | 623 | 1,297 | 579 | 623 |
| 1987-88 | 400 | - | - | - | - | 2,477 | 773 | 739 | 1,297 | 773 | 739 |
| 1988-89 | 400 | - | - | - | - | 3,370 | 700 | 739 | 1,600 | 700 | 739 |
| 1989-90 | 400 | - | - | - | - | 3,370 | 600 | 739 | 1,700 | 600 | 739 |
| 1990-91 | 500 | - | - | - | - | 3,415 | 600 | 739 | 1,700 | 600 | 739 |
| 1991-92 | 500 | - | - | - | - | 3,505 | 600 | 739 | 1,800 | 600 | 739 |
| 1992-93 | 500 | - | - | - | - | 3,800 | 600 | 739 | 1,800 | 600 | 739 |
| Columbia-Greene Community College | | | | | | | | | | | |
| 1980-81 | 200 | - | - | - | - | 1,500 | 500 | 500 | 900 | 500 | 500 |
| 1981-82 | 200 | - | - | - | - | 1,500 | 500 | 500 | 1,100 | 500 | 500 |
| 1982-83 | 200 | - | - | - | - | 1,500 | 500 | 500 | 1,100 | 500 | 500 |
| 1983-84 | 200 | - | - | - | - | 1,500 | 500 | 500 | 1,100 | 500 | 500 |
| 1984-85 | 200 | - | - | - | - | 1,500 | 500 | 500 | 1,100 | 500 | 500 |
| 1985-86 | 200 | - | - | - | - | 1,500 | 500 | 650 | 1,100 | 500 | 650 |
| 1986-87 | 200 | - | - | - | - | 2,250 | 500 | 650 | 1,500 | 500 | 650 |
| 1987-88 | 250 | - | - | - | - | 2,250 | 500 | 650 | 1,500 | 500 | 650 |
| 1988-89 | 300 | - | - | - | - | 3,600 | 500 | 650 | 1,500 | 500 | 650 |
| 1989-90 | 400 | - | - | - | - | 3,600 | 500 | 650 | 1,500 | 500 | 650 |
| 1990-91 | 400 | - | - | - | - | 3,600 | 500 | 525 | 1,500 | 500 | 500 |
| 1991-92 | 450 | - | - | - | - | 3,600 | 850 | 900 | 1,500 | 850 | 900 |
| 1992-93 | 450 | - | - | - | - | 3,600 | 850 | 900 | 1,500 | 850 | 900 |

**Trends in the Distribution of Allowances for Variable Student Costs: 1980/81 to 1992/93
For Three Cohorts of Students at the State University of New York**

| Academic Year | Books/Supplies | LIVING ARRANGEMENT | | | | | | | | | |
|--|----------------|-----------------------|-------|----------------|----------------|---------------------------|----------------|----------------|-------------------|----------------|----------------|
| | | Campus Resident Halls | | | | Non-Institutional Housing | | | Commuter Students | | |
| | | Room | Board | Transportation | Personal/Other | Room/Board | Transportation | Personal/Other | Room/Board | Transportation | Personal/Other |
| Corning Community College | | | | | | | | | | | |
| 1980-81 | 225 | - | - | - | - | 2,485 | 500 | 440 | 900 | 500 | 440 |
| 1981-82 | 225 | - | - | - | - | 2,225 | 650 | 425 | 1,050 | 650 | 370 |
| 1982-83 | 225 | - | - | - | - | 2,425 | 750 | 550 | 1,100 | 750 | 400 |
| 1983-84 | 225 | - | - | - | - | 2,595 | 750 | 690 | 1,100 | 750 | 400 |
| 1984-85 | 225 | - | - | - | - | 2,595 | 750 | 690 | 1,100 | 750 | 400 |
| 1985-86 | 225 | - | - | - | - | 3,810 | 750 | 780 | 1,100 | 750 | 300 |
| 1986-87 | 225 | - | - | - | - | 2,595 | 750 | 590 | 1,100 | 750 | 300 |
| 1987-88 | 400 | - | - | - | - | 2,875 | 950 | 1,045 | 1,830 | 950 | 500 |
| 1988-89 | 400 | - | - | - | - | 2,875 | 750 | 1,045 | 1,830 | 750 | 750 |
| 1989-90 | 400 | - | - | - | - | 3,480 | 750 | 500 | 2,030 | 750 | 350 |
| 1990-91 | 400 | - | - | - | - | 3,330 | 750 | 650 | 1,830 | 750 | 550 |
| 1991-92 | 519 | - | - | - | - | 3,280 | 805 | 700 | 1,880 | 805 | 400 |
| 1992-93 | 520 | - | - | - | - | 3,280 | 805 | 700 | 1,880 | 805 | 400 |
| Dutchess Community College | | | | | | | | | | | |
| 1980-81 | 200 | - | - | - | - | 2,450 | 500 | 500 | 1,100 | 500 | 300 |
| 1981-82 | 225 | - | - | - | - | 2,535 | 550 | 550 | 930 | 550 | 550 |
| 1982-83 | 250 | - | - | - | - | 3,100 | 550 | 600 | 1,190 | 550 | 500 |
| 1983-84 | 265 | - | - | - | - | 3,100 | 550 | 500 | 1,260 | 550 | 500 |
| 1984-85 | 300 | - | - | - | - | 3,450 | 550 | 500 | 1,310 | 550 | 500 |
| 1985-86 | 350 | - | - | - | - | 3,550 | 550 | 500 | 1,350 | 550 | 500 |
| 1986-87 | 350 | - | - | - | - | 3,600 | 550 | 500 | 1,390 | 550 | 500 |
| 1987-88 | 350 | - | - | - | - | 3,600 | 550 | 500 | 1,390 | 550 | 500 |
| 1988-89 | 400 | - | - | - | - | 3,600 | 550 | 500 | 1,390 | 550 | 500 |
| 1989-90 | 425 | - | - | - | - | 3,800 | 600 | 500 | 1,500 | 600 | 500 |
| 1990-91 | 450 | - | - | - | - | 4,000 | 700 | 550 | 1,500 | 700 | 550 |
| 1991-92 | 475 | - | - | - | - | 4,200 | 800 | 550 | 1,600 | 800 | 550 |
| 1992-93 | 480 | - | - | - | - | 4,200 | 800 | 550 | 1,600 | 800 | 550 |
| Erie Community College | | | | | | | | | | | |
| 1980-81 | 200 | - | - | - | - | 1,750 | 300 | 440 | 1,030 | 400 | 440 |
| 1981-82 | 240 | - | - | - | - | 1,950 | 300 | 500 | 1,210 | 400 | 500 |
| 1982-83 | 250 | - | - | - | - | 2,280 | 350 | 550 | 1,190 | 500 | 550 |
| 1983-84 | 280 | - | - | - | - | 2,400 | 350 | 550 | 1,260 | 500 | 550 |
| 1984-85 | 280 | - | - | - | - | 2,400 | 350 | 550 | 1,260 | 500 | 550 |
| 1985-86 | 300 | - | - | - | - | 3,000 | 600 | 550 | 1,350 | 600 | 550 |
| 1986-87 | 300 | - | - | - | - | 3,150 | 600 | 550 | 1,500 | 600 | 550 |
| 1987-88 | 350 | - | - | - | - | 4,053 | 600 | 600 | 1,430 | 600 | 600 |
| 1988-89 | 400 | - | - | - | - | 3,750 | 700 | 700 | 1,800 | 700 | 700 |
| 1989-90 | 400 | - | - | - | - | 3,800 | 700 | 700 | 1,900 | 700 | 700 |
| 1990-91 | 400 | - | - | - | - | 4,000 | 700 | 700 | 2,000 | 700 | 700 |
| 1991-92 | 400 | - | - | - | - | 4,200 | 750 | 750 | 2,100 | 750 | 750 |
| 1992-93 | 400 | - | - | - | - | 4,400 | 750 | 750 | 2,120 | 750 | 750 |
| Fashion Institute of Technology | | | | | | | | | | | |
| 1980-81 | 500 | 1,080 | 1,100 | 300 | 650 | 3,300 | 400 | 650 | 700 | 400 | 600 |
| 1981-82 | 800 | 1,117 | 1,233 | 300 | 750 | 3,700 | 450 | 1,250 | 870 | 450 | 700 |
| 1982-83 | 800 | 1,078 | 1,422 | 300 | 825 | 4,070 | 300 | 1,375 | 960 | 450 | 770 |
| 1983-84 | 800 | 1,440 | 1,360 | 400 | 825 | 4,200 | 450 | 1,375 | 1,200 | 450 | 770 |
| 1984-85 | 840 | 1,665 | 1,430 | 400 | 825 | 4,200 | 450 | 1,375 | 1,260 | 450 | 770 |
| 1985-86 | 800 | 1,770 | 1,465 | 500 | 825 | 4,200 | 500 | 1,375 | 1,200 | 500 | 770 |
| 1986-87 | 800 | 1,782 | 1,605 | 500 | 850 | 4,200 | 500 | 850 | 1,200 | 500 | 850 |
| 1987-88 | 1,000 | 1,782 | 1,605 | 550 | 1,045 | 5,500 | 650 | 940 | 1,350 | 650 | 850 |
| 1988-89 | 1,000 | 2,134 | 1,701 | 540 | 940 | 5,500 | 650 | 940 | 1,500 | 650 | 850 |
| 1989-90 | 1,100 | 2,555 | 1,800 | 540 | 1,000 | 5,500 | 540 | 1,400 | 1,500 | 650 | 850 |
| 1990-91 | 1,100 | 2,700 | 1,898 | 750 | 950 | 5,900 | 750 | 950 | 1,500 | 750 | 950 |
| 1991-92 | 1,100 | 2,700 | 2,020 | 800 | 900 | 5,900 | 800 | 900 | 1,600 | 800 | 900 |
| 1992-93 | 1,100 | 2,635 | 2,020 | 800 | 900 | 5,900 | 800 | 900 | 1,600 | 800 | 900 |

**Trends in the Distribution of Allowances for Variable Student Costs: 1980/81 to 1992/93
For Three Cohorts of Students at the State University of New York**

| Academic Year | Books/Supplies | LIVING ARRANGEMENT | | | | | | | | | |
|--|----------------|-----------------------|-------|----------------|----------------|---------------------------|----------------|----------------|-------------------|----------------|----------------|
| | | Campus Resident Halls | | | | Non-Institutional Housing | | | Commuter Students | | |
| | | Room | Board | Transportation | Personal/Other | Room/Board | Transportation | Personal/Other | Room/Board | Transportation | Personal/Other |
| Finger Lakes Community College | | | | | | | | | | | |
| 1980-81 | 200 | - | - | - | - | 1,700 | 400 | 535 | 500 | 550 | 500 |
| 1981-82 | 200 | - | - | - | - | 1,700 | 450 | 540 | 800 | 550 | 530 |
| 1982-83 | 250 | - | - | - | - | 1,750 | 450 | 545 | 650 | 545 | 400 |
| 1983-84 | 250 | - | - | - | - | 1,925 | 595 | 700 | 1,100 | 545 | 375 |
| 1984-85 | 300 | - | - | - | - | 2,000 | 557 | 750 | 1,100 | 480 | 377 |
| 1985-86 | 300 | - | - | - | - | 2,000 | 566 | 750 | 1,100 | 480 | 386 |
| 1986-87 | 300 | - | - | - | - | 2,050 | 566 | 650 | 1,100 | 480 | 364 |
| 1987-88 | 300 | - | - | - | - | 2,700 | 786 | 650 | 1,100 | 686 | 300 |
| 1988-89 | 400 | - | - | - | - | 2,700 | 780 | 650 | 1,500 | 330 | 300 |
| 1989-90 | 400 | - | - | - | - | 2,900 | 875 | 680 | 1,700 | 575 | 230 |
| 1990-91 | 400 | - | - | - | - | 3,150 | 880 | 900 | 1,700 | 600 | 330 |
| 1991-92 | 500 | - | - | - | - | 3,250 | 880 | 900 | 1,800 | 600 | 450 |
| 1992-93 | 500 | - | - | - | - | 3,330 | 880 | 900 | 1,800 | 600 | 480 |
| Fulton-Montgomery Community College | | | | | | | | | | | |
| 1980-81 | 200 | - | - | - | - | 1,900 | 400 | 300 | 350 | 350 | 300 |
| 1981-82 | 200 | - | - | - | - | 2,200 | 400 | 300 | 1,100 | 400 | 300 |
| 1982-83 | 275 | - | - | - | - | 2,170 | 450 | 350 | 1,100 | 450 | 350 |
| 1983-84 | 275 | - | - | - | - | 2,170 | 450 | 350 | 1,100 | 450 | 350 |
| 1984-85 | 275 | - | - | - | - | 2,170 | 450 | 350 | 1,100 | 450 | 350 |
| 1985-86 | 275 | - | - | - | - | 2,370 | 450 | 350 | 1,100 | 450 | 350 |
| 1986-87 | 275 | - | - | - | - | 2,370 | 450 | 350 | 1,100 | 450 | 350 |
| 1987-88 | 275 | - | - | - | - | 2,770 | 450 | 350 | 1,100 | 450 | 350 |
| 1988-89 | 275 | - | - | - | - | 2,875 | 600 | 405 | 1,500 | 600 | 405 |
| 1989-90 | 275 | - | - | - | - | 2,875 | 600 | 375 | 1,500 | 600 | 375 |
| 1990-91 | 275 | - | - | - | - | 2,875 | 600 | 375 | 1,500 | 600 | 375 |
| 1991-92 | 450 | - | - | - | - | 3,300 | 600 | 560 | 1,500 | 600 | 560 |
| 1992-93 | 500 | - | - | - | - | 3,600 | 600 | 560 | 1,800 | 600 | 560 |
| Genesee Community College | | | | | | | | | | | |
| 1980-81 | 200 | - | - | - | - | 1,680 | 450 | 500 | 830 | 700 | 500 |
| 1981-82 | 200 | - | - | - | - | 1,680 | 450 | 400 | 1,230 | 700 | 500 |
| 1982-83 | 250 | - | - | - | - | 1,750 | 450 | 480 | 650 | 730 | 500 |
| 1983-84 | 250 | - | - | - | - | 1,800 | 450 | 480 | 600 | 730 | 400 |
| 1984-85 | 300 | - | - | - | - | 1,700 | 450 | 480 | 420 | 730 | 480 |
| 1985-86 | 320 | - | - | - | - | 1,950 | 500 | 500 | 550 | 700 | 550 |
| 1986-87 | 320 | - | - | - | - | 2,200 | 500 | 500 | 600 | 700 | 500 |
| 1987-88 | 320 | - | - | - | - | 2,250 | 450 | 480 | 1,520 | 680 | 500 |
| 1988-89 | 400 | - | - | - | - | 2,500 | 450 | 450 | 1,500 | 650 | 500 |
| 1989-90 | 450 | - | - | - | - | 2,700 | 450 | 500 | 1,500 | 650 | 500 |
| 1990-91 | 475 | - | - | - | - | 3,000 | 500 | 525 | 1,500 | 650 | 525 |
| 1991-92 | 500 | - | - | - | - | 3,350 | 400 | 540 | 1,500 | 650 | 540 |
| 1992-93 | 520 | - | - | - | - | 3,380 | 400 | 550 | 1,500 | 680 | 550 |
| Herkimer Community College | | | | | | | | | | | |
| 1980-81 | 200 | - | - | - | - | 1,700 | 200 | 400 | 650 | 600 | 400 |
| 1981-82 | 200 | - | - | - | - | 1,900 | 200 | 400 | 650 | 600 | 600 |
| 1982-83 | 200 | - | - | - | - | 1,900 | 200 | 400 | 650 | 600 | 600 |
| 1983-84 | 300 | - | - | - | - | 2,100 | 200 | 450 | 650 | 600 | 450 |
| 1984-85 | 300 | - | - | - | - | 2,300 | 200 | 450 | 1,100 | 600 | 450 |
| 1985-86 | 300 | - | - | - | - | 2,400 | 200 | 450 | 1,100 | 600 | 450 |
| 1986-87 | 300 | - | - | - | - | 2,400 | 200 | 450 | 1,100 | 600 | 450 |
| 1987-88 | 350 | - | - | - | - | 2,400 | 250 | 500 | 1,100 | 650 | 500 |
| 1988-89 | 350 | - | - | - | - | 3,050 | 250 | 500 | 1,500 | 600 | 500 |
| 1989-90 | 400 | - | - | - | - | 3,200 | 250 | 500 | 1,600 | 600 | 500 |
| 1990-91 | 400 | - | - | - | - | 3,500 | 250 | 500 | 1,800 | 600 | 500 |
| 1991-92 | 450 | - | - | - | - | 3,900 | 250 | 740 | 1,800 | 600 | 740 |
| 1992-93 | 450 | - | - | - | - | 4,500 | 250 | 670 | 1,800 | 600 | 670 |

**Trends in the Distribution of Allowances for Variable Student Costs: 1980/81 to 1992/93
For Three Cohorts of Students at the State University of New York**

| Academic Year | Books/Supplies | LIVING ARRANGEMENT | | | | | | | | | |
|--|----------------|-----------------------|-------|----------------|----------------|---------------------------|----------------|----------------|-------------------|----------------|----------------|
| | | Campus Resident Halls | | | | Non-Institutional Housing | | | Commuter Students | | |
| | | Room | Board | Transportation | Personal/Other | Room/Board | Transportation | Personal/Other | Room/Board | Transportation | Personal/Other |
| Hudson Valley Community College | | | | | | | | | | | |
| 1980-81 | 150 | - | - | - | - | 2,070 | 370 | 430 | 550 | 520 | 345 |
| 1981-82 | 200 | - | - | - | - | 2,400 | 470 | 495 | 660 | 624 | 414 |
| 1982-83 | 150 | - | - | - | - | 2,300 | 150 | 400 | 1,200 | 624 | 300 |
| 1983-84 | 165 | - | - | - | - | 2,530 | 165 | 440 | 1,320 | 624 | 330 |
| 1984-85 | 175 | - | - | - | - | 2,700 | 175 | 500 | 1,400 | 624 | 500 |
| 1985-86 | 185 | - | - | - | - | 2,800 | 185 | 550 | 1,400 | 650 | 550 |
| 1986-87 | 200 | - | - | - | - | 3,000 | 200 | 550 | 1,500 | 650 | 550 |
| 1987-88 | 200 | - | - | - | - | 3,000 | 200 | 550 | 1,500 | 650 | 550 |
| 1988-89 | 250 | - | - | - | - | 3,000 | 200 | 600 | 1,500 | 650 | 600 |
| 1989-90 | 250 | - | - | - | - | 3,000 | 200 | 600 | 1,500 | 650 | 600 |
| 1990-91 | 275 | - | - | - | - | 3,200 | 250 | 700 | 1,600 | 700 | 700 |
| 1991-92 | 300 | - | - | - | - | 3,400 | 300 | 750 | 1,650 | 750 | 750 |
| 1992-93 | 325 | - | - | - | - | 3,500 | 350 | 750 | 1,700 | 800 | 750 |
| Jamestown Community College | | | | | | | | | | | |
| 1980-81 | 200 | - | - | - | - | 1,500 | 200 | 400 | 750 | 400 | 400 |
| 1981-82 | 300 | - | - | - | - | 2,200 | 300 | 400 | 1,100 | 500 | 400 |
| 1982-83 | 300 | - | - | - | - | 2,300 | 490 | 400 | 1,200 | 600 | 400 |
| 1983-84 | 300 | - | - | - | - | 2,300 | 490 | 400 | 1,200 | 600 | 400 |
| 1984-85 | 300 | - | - | - | - | 2,300 | 490 | 400 | 1,200 | 600 | 400 |
| 1985-86 | 300 | - | - | - | - | 2,300 | 490 | 400 | 1,200 | 600 | 400 |
| 1986-87 | 350 | - | - | - | - | 2,500 | 500 | 400 | 1,100 | 600 | 400 |
| 1987-88 | 350 | - | - | - | - | 2,500 | 600 | 400 | 1,200 | 600 | 400 |
| 1988-89 | 350 | - | - | - | - | 2,500 | 500 | 438 | 1,500 | 425 | 313 |
| 1989-90 | 350 | - | - | - | - | 2,500 | 500 | 400 | 1,500 | 425 | 275 |
| 1990-91 | 400 | - | - | - | - | 2,500 | 525 | 425 | 1,500 | 450 | 300 |
| 1991-92 | 500 | - | - | - | - | 3,000 | 600 | 500 | 2,000 | 500 | 400 |
| 1992-93 | 500 | - | - | - | - | 3,000 | 600 | 500 | 2,000 | 500 | 400 |
| Jefferson Community College | | | | | | | | | | | |
| 1980-81 | 220 | - | - | - | - | 1,500 | 280 | 450 | 750 | 280 | 450 |
| 1981-82 | 250 | - | - | - | - | 1,800 | 310 | 450 | 1,100 | 310 | 450 |
| 1982-83 | 250 | - | - | - | - | 1,800 | 310 | 450 | 1,100 | 310 | 450 |
| 1983-84 | 250 | - | - | - | - | 1,800 | 310 | 450 | 1,100 | 310 | 450 |
| 1984-85 | 320 | - | - | - | - | 2,610 | 310 | 450 | 1,100 | 310 | 450 |
| 1985-86 | 320 | - | - | - | - | 2,610 | 310 | 450 | 1,100 | 310 | 450 |
| 1986-87 | 320 | - | - | - | - | 2,600 | 310 | 450 | 1,100 | 310 | 450 |
| 1987-88 | 320 | - | - | - | - | 2,610 | 310 | 450 | 1,265 | 310 | 450 |
| 1988-89 | 320 | - | - | - | - | 3,654 | 310 | 450 | 1,500 | 310 | 450 |
| 1989-90 | 400 | - | - | - | - | 3,450 | 310 | 500 | 3,100 | 310 | 500 |
| 1990-91 | 600 | - | - | - | - | 4,750 | 310 | 500 | 4,000 | 310 | 500 |
| 1991-92 | 600 | - | - | - | - | 3,654 | 310 | 500 | 2,000 | 310 | 500 |
| 1992-93 | 600 | - | - | - | - | 3,654 | 310 | 500 | 2,000 | 310 | 500 |
| Mohawk Valley Community College | | | | | | | | | | | |
| 1980-81 | 200 | 864 | 900 | 200 | 500 | 1,671 | 200 | 500 | 900 | 200 | 500 |
| 1981-82 | 250 | 915 | 894 | 200 | 500 | 2,200 | 400 | 500 | 1,100 | 400 | 500 |
| 1982-83 | 250 | 1,050 | 970 | 200 | 600 | 2,420 | 400 | 600 | 1,100 | 400 | 600 |
| 1983-84 | 275 | 1,180 | 1,030 | 200 | 600 | 2,500 | 400 | 600 | 1,100 | 400 | 600 |
| 1984-85 | 275 | 1,260 | 1,080 | 200 | 600 | 2,850 | 350 | 600 | 1,100 | 350 | 600 |
| 1985-86 | 300 | 1,310 | 1,100 | 250 | 600 | 3,010 | 400 | 600 | 1,100 | 400 | 600 |
| 1986-87 | 325 | 1,400 | 1,140 | 250 | 605 | 3,060 | 400 | 600 | 1,100 | 400 | 600 |
| 1987-88 | 325 | 1,500 | 1,210 | 300 | 700 | 3,210 | 450 | 700 | 1,100 | 450 | 700 |
| 1988-89 | 350 | 1,600 | 1,380 | 300 | 700 | 3,340 | 450 | 700 | 1,500 | 450 | 700 |
| 1989-90 | 375 | 1,700 | 1,310 | 350 | 712 | 3,500 | 500 | 700 | 1,500 | 500 | 700 |
| 1990-91 | 430 | 1,800 | 1,420 | 400 | 750 | 3,700 | 550 | 750 | 1,550 | 550 | 750 |
| 1991-92 | 600 | 2,100 | 1,512 | 450 | 789 | 3,940 | 624 | 789 | 1,650 | 624 | 789 |
| 1992-93 | 600 | 2,212 | 1,600 | 475 | 789 | 4,150 | 660 | 789 | 1,740 | 660 | 789 |

**Trends in the Distribution of Allowances for Variable Student Costs: 1980/81 to 1992/93
For Three Cohorts of Students at the State University of New York**

| Academic Year | Books/Supplies | LIVING ARRANGEMENT | | | | | | | | | |
|--|----------------|-----------------------|-------|----------------|----------------|---------------------------|----------------|----------------|-------------------|----------------|----------------|
| | | Campus Resident Halls | | | | Non-Institutional Housing | | | Commuter Students | | |
| | | Room | Board | Transportation | Personal/Other | Room/Board | Transportation | Personal/Other | Room/Board | Transportation | Personal/Other |
| Monroe Community College | | | | | | | | | | | |
| 1980-81 | 150 | - | - | - | - | 2,000 | 400 | 540 | 1,000 | 400 | 440 |
| 1981-82 | 175 | - | - | - | - | 2,100 | 400 | 565 | 1,100 | 400 | 440 |
| 1982-83 | 225 | - | - | - | - | 2,200 | 500 | 765 | 1,200 | 500 | 640 |
| 1983-84 | 225 | - | - | - | - | 2,200 | 500 | 565 | 1,200 | 500 | 440 |
| 1984-85 | 225 | - | - | - | - | 2,200 | 500 | 565 | 1,200 | 500 | 440 |
| 1985-86 | 280 | - | - | - | - | 2,200 | 500 | 565 | 2,200 | 500 | 565 |
| 1986-87 | 350 | - | - | - | - | 2,600 | 550 | 605 | 1,200 | 550 | 480 |
| 1987-88 | 350 | - | - | - | - | 2,600 | 600 | 880 | 1,200 | 600 | 880 |
| 1988-89 | 350 | - | - | - | - | 2,500 | 600 | 880 | 1,500 | 600 | 880 |
| 1989-90 | 350 | - | - | - | - | 2,500 | 600 | 880 | 1,500 | 600 | 880 |
| 1990-91 | 350 | - | - | - | - | 3,100 | 600 | 880 | 1,500 | 600 | 880 |
| 1991-92 | 450 | - | - | - | - | 2,500 | 675 | 1,500 | 1,500 | 675 | 900 |
| 1992-93 | 450 | - | - | - | - | 2,500 | 675 | 1,500 | 1,500 | 675 | 900 |
| Nassau Community College | | | | | | | | | | | |
| 1980-81 | - | - | - | - | - | - | - | - | 750 | 600 | 350 |
| 1981-82 | - | - | - | - | - | - | - | - | 1,000 | 350 | 250 |
| 1982-83 | - | - | - | - | - | - | - | - | 900 | 800 | 500 |
| 1983-84 | - | - | - | - | - | - | - | - | 1,100 | 910 | 570 |
| 1984-85 | 360 | - | - | - | - | 1,170 | 970 | 600 | 1,170 | 970 | 600 |
| 1985-86 | 430 | - | - | - | - | 1,300 | 970 | 650 | 1,300 | 970 | 650 |
| 1986-87 | 550 | - | - | - | - | 1,300 | 1,000 | 750 | 1,300 | 1,000 | 750 |
| 1987-88 | 600 | - | - | - | - | 1,800 | 1,100 | 800 | 1,800 | 1,100 | 800 |
| 1988-89 | 600 | - | - | - | - | 2,050 | 1,100 | 800 | 2,050 | 1,100 | 800 |
| 1989-90 | 400 | - | - | - | - | 2,200 | 1,490 | 1,120 | 2,200 | 1,490 | 1,120 |
| 1990-91 | 400 | - | - | - | - | 5,800 | 1,490 | 1,260 | 2,330 | 1,490 | 1,260 |
| 1991-92 | 828 | - | - | - | - | 5,800 | 1,520 | 1,000 | 2,242 | 1,520 | 1,000 |
| 1992-93 | 448 | - | - | - | - | 4,815 | 1,446 | 1,000 | 2,300 | 1,446 | 1,000 |
| Niagara Community College | | | | | | | | | | | |
| 1980-81 | 200 | - | - | - | - | 1,375 | 600 | 600 | 1,075 | 600 | 600 |
| 1981-82 | 225 | - | - | - | - | 1,400 | 600 | 600 | 1,100 | 600 | 600 |
| 1982-83 | 275 | - | - | - | - | 1,450 | 600 | 600 | 1,100 | 600 | 600 |
| 1983-84 | 275 | - | - | - | - | 1,450 | 600 | 600 | 1,100 | 600 | 600 |
| 1984-85 | 250 | - | - | - | - | 1,450 | 650 | 600 | 1,100 | 650 | 600 |
| 1985-86 | 250 | - | - | - | - | 1,400 | 650 | 600 | 1,100 | 650 | 600 |
| 1986-87 | 275 | - | - | - | - | 1,400 | 650 | 600 | 1,100 | 650 | 600 |
| 1987-88 | 325 | - | - | - | - | 1,400 | 650 | 600 | 1,100 | 650 | 500 |
| 1988-89 | 325 | - | - | - | - | 3,600 | 650 | 600 | 1,800 | 650 | 600 |
| 1989-90 | 350 | - | - | - | - | 3,600 | 650 | 600 | 1,500 | 650 | 600 |
| 1990-91 | 350 | - | - | - | - | 3,600 | 650 | 600 | 1,500 | 650 | 600 |
| 1991-92 | 375 | - | - | - | - | 3,600 | 650 | 600 | 1,500 | 650 | 600 |
| 1992-93 | 445 | - | - | - | - | 3,600 | 650 | 625 | 1,500 | 650 | 625 |
| North Country Community College | | | | | | | | | | | |
| 1980-81 | 200 | - | - | - | - | 1,900 | 100 | 500 | 950 | 600 | 500 |
| 1981-82 | 225 | - | - | - | - | 2,250 | 100 | 525 | 1,100 | 600 | 525 |
| 1982-83 | 250 | - | - | - | - | 2,400 | 150 | 550 | 1,100 | 600 | 550 |
| 1983-84 | 300 | - | - | - | - | 2,800 | 150 | 600 | 1,100 | 600 | 600 |
| 1984-85 | 400 | - | - | - | - | 2,600 | 175 | 600 | 1,200 | 600 | 600 |
| 1985-86 | 400 | - | - | - | - | 2,700 | 200 | 600 | 1,200 | 600 | 600 |
| 1986-87 | 400 | - | - | - | - | 2,800 | 200 | 600 | 1,200 | 600 | 600 |
| 1987-88 | 450 | - | - | - | - | 3,000 | 200 | 520 | 1,400 | 600 | 520 |
| 1988-89 | 450 | - | - | - | - | 3,000 | 200 | 600 | 1,400 | 600 | 600 |
| 1989-90 | 500 | - | - | - | - | 3,400 | 200 | 545 | 1,400 | 600 | 545 |
| 1990-91 | 500 | - | - | - | - | 3,600 | 300 | 745 | 1,500 | 600 | 745 |
| 1991-92 | 500 | - | - | - | - | 3,900 | 300 | 795 | 1,750 | 800 | 795 |
| 1992-93 | 500 | - | - | - | - | 4,000 | 300 | 795 | 1,750 | 800 | 795 |

**Trends in the Distribution of Allowances for Variable Student Costs: 1980/81 to 1992/93
For Three Cohorts of Students at the State University of New York**

| Academic Year | Books/Supplies | LIVING ARRANGEMENT | | | | | | | | | |
|--------------------------------------|----------------|-----------------------|-------|----------------------|--------------------|---------------------------|----------------------|--------------------|-------------------|----------------------|--------------------|
| | | Campus Resident Halls | | | | Non-Institutional Housing | | | Commuter Students | | |
| | | Room | Board | Transpor- -tation | Personal /Other | Room/ Board | Transpor- -tation | Personal /Other | Room/ Board | Transpor- -tation | Personal /Other |
| Onondaga Community College | | | | | | | | | | | |
| 1980-81 | 400 | -- | -- | -- | -- | 2,160 | 200 | 450 | 700 | 200 | 450 |
| 1981-82 | 200 | -- | -- | -- | -- | 2,430 | 750 | 450 | 1,100 | 600 | 450 |
| 1982-83 | 200 | -- | -- | -- | -- | 2,430 | 750 | 450 | 1,100 | 600 | 450 |
| 1983-84 | 300 | -- | -- | -- | -- | 2,700 | 800 | 450 | 1,100 | 650 | 450 |
| 1984-85 | 300 | -- | -- | -- | -- | 2,700 | 650 | 450 | 1,100 | 650 | 450 |
| 1985-86 | 300 | -- | -- | -- | -- | 2,520 | 800 | 450 | 1,100 | 650 | 450 |
| 1986-87 | 300 | -- | -- | -- | -- | 2,520 | 800 | 450 | 1,100 | 650 | 450 |
| 1987-88 | 350 | -- | -- | -- | -- | 2,520 | 800 | 450 | 1,100 | 650 | 450 |
| 1988-89 | 350 | -- | -- | -- | -- | 2,520 | 800 | 450 | 1,500 | 650 | 450 |
| 1989-90 | 400 | -- | -- | -- | -- | 4,185 | 650 | 450 | 1,500 | 650 | 450 |
| 1990-91 | 400 | -- | -- | -- | -- | 4,185 | 650 | 450 | 2,970 | 650 | 450 |
| 1991-92 | 400 | -- | -- | -- | -- | 4,185 | 650 | 450 | 2,970 | 650 | 450 |
| 1992-93 | 480 | -- | -- | -- | -- | 5,211 | 650 | 450 | 3,321 | 650 | 450 |
| Orange Community College | | | | | | | | | | | |
| 1980-81 | 220 | -- | -- | -- | -- | 1,950 | 115 | 600 | 915 | 500 | 600 |
| 1981-82 | 240 | -- | -- | -- | -- | 2,170 | 215 | 630 | 1,100 | 565 | 630 |
| 1982-83 | 250 | -- | -- | -- | -- | 2,220 | 320 | 645 | 1,100 | 590 | 645 |
| 1983-84 | 270 | -- | -- | -- | -- | 2,400 | 380 | 677 | 1,100 | 560 | 677 |
| 1984-85 | 290 | -- | -- | -- | -- | 2,500 | 366 | 727 | 1,100 | 560 | 727 |
| 1985-86 | 300 | -- | -- | -- | -- | 2,550 | 372 | 741 | 1,100 | 672 | 741 |
| 1986-87 | 300 | -- | -- | -- | -- | 2,550 | 385 | 778 | 1,100 | 685 | 778 |
| 1987-88 | 300 | -- | -- | -- | -- | 2,601 | 409 | 803 | 1,100 | 710 | 803 |
| 1988-89 | 300 | -- | -- | -- | -- | 2,600 | 410 | 800 | 1,100 | 710 | 800 |
| 1989-90 | 400 | -- | -- | -- | -- | 3,200 | 765 | 800 | 1,700 | 765 | 800 |
| 1990-91 | 400 | -- | -- | -- | -- | 3,200 | 765 | 800 | 1,700 | 765 | 800 |
| 1991-92 | 500 | -- | -- | -- | -- | 4,390 | 785 | 880 | 2,340 | 785 | 880 |
| 1992-93 | 500 | -- | -- | -- | -- | 4,390 | 785 | 880 | 2,340 | 785 | 880 |
| Rockland Community College | | | | | | | | | | | |
| 1980-81 | 240 | -- | -- | -- | -- | 2,650 | 700 | 450 | 1,150 | 700 | 450 |
| 1981-82 | 250 | -- | -- | -- | -- | 3,040 | 700 | 500 | 1,260 | 700 | 500 |
| 1982-83 | 264 | -- | -- | -- | -- | 3,200 | 720 | 524 | 1,260 | 720 | 524 |
| 1983-84 | 285 | -- | -- | -- | -- | 3,425 | 770 | 561 | 1,100 | 770 | 561 |
| 1984-85 | 300 | -- | -- | -- | -- | 3,560 | 770 | 580 | 1,100 | 770 | 580 |
| 1985-86 | 300 | -- | -- | -- | -- | 3,738 | 770 | 580 | 1,100 | 770 | 580 |
| 1986-87 | 300 | -- | -- | -- | -- | 3,888 | 770 | 580 | 1,100 | 770 | 580 |
| 1987-88 | 300 | -- | -- | -- | -- | 3,888 | 770 | 580 | 1,200 | 770 | 580 |
| 1988-89 | 300 | -- | -- | -- | -- | 5,850 | 800 | 600 | 1,500 | 800 | 600 |
| 1989-90 | 300 | -- | -- | -- | -- | 6,084 | 800 | 600 | 1,700 | 800 | 600 |
| 1990-91 | 400 | -- | -- | -- | -- | 6,448 | 800 | 600 | 1,700 | 800 | 600 |
| 1991-92 | 500 | -- | -- | -- | -- | 6,840 | 800 | 600 | 1,800 | 800 | 600 |
| 1992-93 | 600 | -- | -- | -- | -- | 6,840 | 800 | 600 | 1,800 | 800 | 600 |
| Schenectady Community College | | | | | | | | | | | |
| 1980-81 | 210 | -- | -- | -- | -- | 1,800 | 200 | 500 | 900 | 200 | 500 |
| 1981-82 | 225 | -- | -- | -- | -- | 2,145 | 200 | 500 | 1,100 | 200 | 500 |
| 1982-83 | 250 | -- | -- | -- | -- | 2,246 | 200 | 500 | 1,100 | 200 | 500 |
| 1983-84 | 250 | -- | -- | -- | -- | 2,358 | 200 | 500 | 1,100 | 200 | 500 |
| 1984-85 | 250 | -- | -- | -- | -- | 2,476 | 200 | 500 | 1,100 | 200 | 500 |
| 1985-86 | 300 | -- | -- | -- | -- | 2,600 | 400 | 500 | 1,250 | 400 | 500 |
| 1986-87 | 350 | -- | -- | -- | -- | 3,850 | 500 | 500 | 1,450 | 500 | 500 |
| 1987-88 | 400 | -- | -- | -- | -- | 3,520 | 650 | 700 | 1,100 | 650 | 700 |
| 1988-89 | 450 | -- | -- | -- | -- | 3,870 | 500 | 600 | 1,500 | 500 | 600 |
| 1989-90 | 450 | -- | -- | -- | -- | 3,870 | 700 | 600 | 1,550 | 700 | 600 |
| 1990-91 | 450 | -- | -- | -- | -- | 3,870 | 800 | 800 | 1,600 | 800 | 800 |
| 1991-92 | 500 | -- | -- | -- | -- | 3,870 | 800 | 800 | 1,650 | 800 | 800 |
| 1992-93 | 500 | -- | -- | -- | -- | 3,870 | 800 | 800 | 1,650 | 800 | 800 |

**Trends in the Distribution of Allowances for Variable Student Costs: 1980/81 to 1992/93
For Three Cohorts of Students at the State University of New York**

| Academic Year | Books/Supplies | LIVING ARRANGEMENT | | | | | | | | | |
|--|----------------|-----------------------|-------|----------------|----------------|---------------------------|----------------|----------------|-------------------|----------------|----------------|
| | | Campus Resident Halls | | | | Non-Institutional Housing | | | Commuter Students | | |
| | | Room | Board | Transportation | Personal/Other | Room/Board | Transportation | Personal/Other | Room/Board | Transportation | Personal/Other |
| Suffolk Community College | | | | | | | | | | | |
| 1980-81 | - | - | - | - | - | - | - | - | 700 | 974 | 570 |
| 1981-82 | - | - | - | - | - | - | - | - | 1,100 | 756 | 630 |
| 1982-83 | - | - | - | - | - | - | - | - | 1,100 | 756 | 630 |
| 1983-84 | - | - | - | - | - | - | - | - | 1,100 | 900 | 748 |
| 1984-85 | 280 | - | - | - | - | 3,848 | 954 | 792 | 1,100 | 954 | 792 |
| 1985-86 | 280 | - | - | - | - | 5,278 | 900 | 748 | 1,100 | 900 | 748 |
| 1986-87 | 330 | - | - | - | - | 6,050 | 1,056 | 880 | 1,100 | 1,056 | 880 |
| 1987-88 | 330 | - | - | - | - | 6,050 | 1,056 | 880 | 1,100 | 1,056 | 880 |
| 1988-89 | 380 | - | - | - | - | 7,800 | 1,140 | 940 | 1,900 | 1,140 | 940 |
| 1989-90 | 380 | - | - | - | - | 3,900 | 1,140 | 940 | 1,900 | 1,140 | 940 |
| 1990-91 | 380 | - | - | - | - | 4,000 | 1,180 | 974 | 1,950 | 1,180 | 974 |
| 1991-92 | 500 | - | - | - | - | 4,000 | 1,200 | 1,000 | 1,950 | 1,200 | 1,000 |
| 1992-93 | 500 | - | - | - | - | 4,000 | 1,200 | 1,000 | 1,950 | 1,200 | 1,000 |
| Sullivan Community College | | | | | | | | | | | |
| 1980-81 | 200 | - | - | - | - | 2,470 | 200 | 450 | 500 | 500 | 450 |
| 1981-82 | 200 | - | - | - | - | 2,720 | 200 | 475 | 1,100 | 800 | 475 |
| 1982-83 | 250 | - | - | - | - | 3,015 | 300 | 529 | 571 | 700 | 529 |
| 1983-84 | 250 | - | - | - | - | 3,015 | 400 | 529 | 1,100 | 800 | 529 |
| 1984-85 | 250 | - | - | - | - | 3,015 | 400 | 529 | 1,100 | 800 | 529 |
| 1985-86 | 300 | - | - | - | - | 3,200 | 400 | 527 | 1,100 | 600 | 527 |
| 1986-87 | 350 | - | - | - | - | 3,400 | 400 | 530 | 1,100 | 600 | 530 |
| 1987-88 | 400 | - | - | - | - | 3,600 | 400 | 600 | 1,100 | 600 | 600 |
| 1988-89 | 400 | - | - | - | - | 3,950 | 400 | 600 | 1,500 | 600 | 600 |
| 1989-90 | 600 | - | - | - | - | 4,150 | 400 | 654 | 1,500 | 600 | 654 |
| 1990-91 | 600 | - | - | - | - | 4,500 | 450 | 700 | 1,500 | 600 | 700 |
| 1991-92 | 600 | - | - | - | - | 4,700 | 500 | 700 | 1,600 | 650 | 700 |
| 1992-93 | 600 | - | - | - | - | 4,700 | 500 | 700 | 1,600 | 650 | 700 |
| Tompkins-Cortland Community College | | | | | | | | | | | |
| 1980-81 | 200 | - | - | - | - | 2,300 | 700 | 600 | 900 | 700 | 500 |
| 1981-82 | 250 | - | - | - | - | 2,250 | 630 | 650 | 1,100 | 630 | 650 |
| 1982-83 | 250 | - | - | - | - | 2,250 | 500 | 600 | 1,100 | 700 | 500 |
| 1983-84 | 250 | - | - | - | - | 2,250 | 400 | 600 | 1,100 | 800 | 500 |
| 1984-85 | 250 | - | - | - | - | 2,250 | 300 | 650 | 1,100 | 775 | 500 |
| 1985-86 | 250 | - | - | - | - | 2,700 | 400 | 650 | 1,100 | 700 | 500 |
| 1986-87 | 300 | - | - | - | - | 2,700 | 800 | 650 | 1,100 | 800 | 500 |
| 1987-88 | 300 | - | - | - | - | 3,375 | 800 | 750 | 1,100 | 800 | 750 |
| 1988-89 | 350 | - | - | - | - | 3,300 | 800 | 800 | 1,500 | 800 | 650 |
| 1989-90 | 400 | - | - | - | - | 3,500 | 900 | 900 | 1,500 | 900 | 900 |
| 1990-91 | 400 | - | - | - | - | 3,500 | 900 | 1,100 | 1,500 | 900 | 950 |
| 1991-92 | 500 | - | - | - | - | 3,500 | 900 | 700 | 1,500 | 900 | 500 |
| 1992-93 | 500 | - | - | - | - | 3,500 | 1,000 | 900 | 1,500 | 1,000 | 900 |
| Ulster Community College | | | | | | | | | | | |
| 1980-81 | 200 | - | - | - | - | 1,700 | 600 | 400 | 900 | 700 | 400 |
| 1981-82 | 200 | - | - | - | - | 1,800 | 600 | 500 | 1,000 | 700 | 500 |
| 1982-83 | 250 | - | - | - | - | 1,800 | 600 | 500 | 1,000 | 700 | 500 |
| 1983-84 | 250 | - | - | - | - | 2,000 | 500 | 500 | 1,000 | 700 | 500 |
| 1984-85 | 300 | - | - | - | - | 2,000 | 700 | 500 | 1,100 | 700 | 500 |
| 1985-86 | 325 | - | - | - | - | 2,100 | 735 | 525 | 1,155 | 735 | 525 |
| 1986-87 | 300 | - | - | - | - | 2,000 | 700 | 676 | 1,100 | 700 | 631 |
| 1987-88 | 300 | - | - | - | - | 2,000 | 700 | 676 | 1,200 | 700 | 631 |
| 1988-89 | 400 | - | - | - | - | 3,465 | 700 | 600 | 1,500 | 700 | 600 |
| 1989-90 | 500 | - | - | - | - | 3,456 | 700 | 600 | 1,500 | 700 | 600 |
| 1990-91 | 500 | - | - | - | - | 3,600 | 700 | 600 | 1,500 | 700 | 600 |
| 1991-92 | 500 | - | - | - | - | 3,600 | 700 | 600 | 1,500 | 700 | 600 |
| 1992-93 | 588 | - | - | - | - | 3,600 | 700 | 600 | 1,500 | 700 | 600 |

**Trends in the Distribution of Allowances for Variable Student Costs: 1980/81 to 1992/93
For Three Cohorts of Students at the State University of New York**

| Academic Year | Books/Supplies | LIVING ARRANGEMENT | | | | | | | | | |
|-------------------------------|----------------|-----------------------|-------|----------------|----------------|---------------------------|----------------|----------------|-------------------|----------------|----------------|
| | | Campus Resident Halls | | | | Non-Institutional Housing | | | Commuter Students | | |
| | | Room | Board | Transportation | Personal/Other | Room/Board | Transportation | Personal/Other | Room/Board | Transportation | Personal/Other |
| Westchester Community College | | | | | | | | | | | |
| 1980-81 | 200 | -- | -- | -- | -- | 2,412 | 321 | 1,720 | 1,235 | 900 | 1,141 |
| 1981-82 | 200 | -- | -- | -- | -- | 2,448 | 321 | 1,720 | 1,535 | 900 | 1,141 |
| 1982-83 | 200 | -- | -- | -- | -- | 2,448 | 321 | 1,720 | 1,100 | 900 | 1,141 |
| 1983-84 | 288 | -- | -- | -- | -- | 3,240 | 450 | 1,720 | 1,100 | 900 | 1,141 |
| 1984-85 | 288 | -- | -- | -- | -- | 3,240 | 450 | 1,720 | 1,100 | 900 | 1,141 |
| 1985-86 | 360 | -- | -- | -- | -- | 3,240 | 450 | 1,720 | 1,100 | 900 | 1,141 |
| 1986-87 | 360 | -- | -- | -- | -- | 3,240 | 450 | 1,720 | 1,100 | 900 | 1,140 |
| 1987-88 | 360 | -- | -- | -- | -- | 4,950 | 450 | 1,720 | 2,000 | 900 | 1,140 |
| 1988-89 | 360 | -- | -- | -- | -- | 4,950 | 450 | 2,220 | 2,000 | 450 | 1,641 |
| 1989-90 | 360 | -- | -- | -- | -- | 4,950 | 450 | 2,220 | 2,000 | 900 | 1,641 |
| 1990-91 | 360 | -- | -- | -- | -- | 4,950 | 450 | 500 | 2,000 | 900 | 500 |
| 1991-92 | 552 | -- | -- | -- | -- | 4,950 | 450 | 500 | 2,000 | 900 | 500 |
| 1992-93 | 552 | -- | -- | -- | -- | 4,950 | 450 | 500 | 2,000 | 900 | 500 |

NOTES:

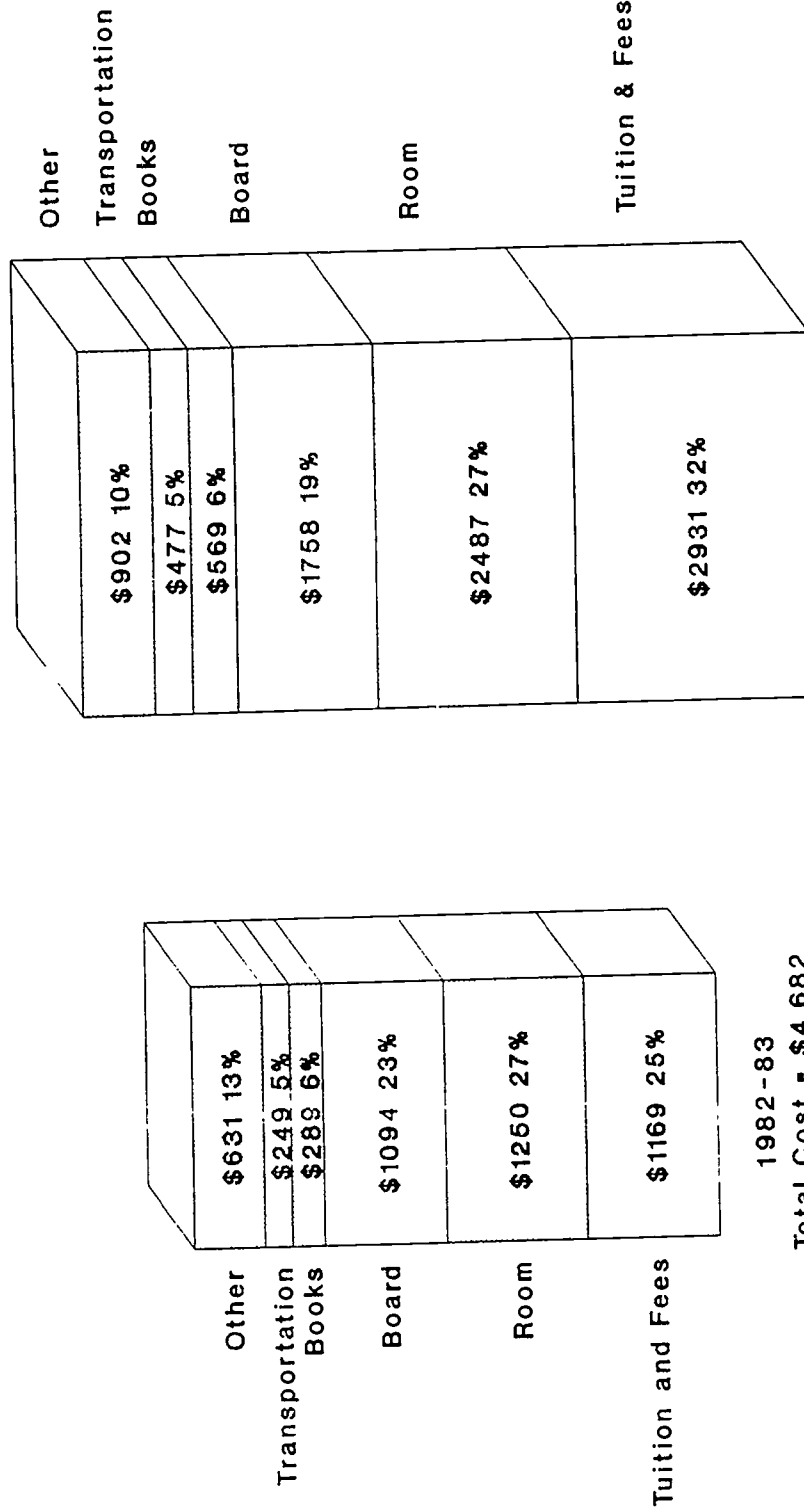
- Averages shown for institutional types may not add across to totals since each average reflects only those institutions for which a number is shown.
- ① Transportation costs for Binghamton are included with "Personal/Other" for 1986/87 to 1989/90 for students living in residential halls and for those living in non-institutional housing in the community.
 - ② The category "Personal/Other" includes allowances for room, board, and transportation for commuter students at Binghamton from 1986/87 to 1989/90.
 - ③ Although Empire College operates on a 12 month basis, the expenses shown are for a 9/10 month academic year to make the data compatible with the other institutions.
 - ④ Brooklyn and Syracuse do not provide meal plans for students. The amounts shown reflect the allowances contained within a student budget for meals.
 - ⑤ The dormitory room costs for 1980/81 for students at Cornell are included with "Board".

92/1529-19
SEJ
November 30, 1992

Office of Institutional Research
Central Administration
State University of New York

Total Undergraduate Student Costs

Comparison of 1982-83 and 1992-93 Costs
SUNY -- State-Operated Institutions



1982-83
Total Cost = \$4,682

1992-93
Total Cost = \$9,124

For NYS Residents Living in Dormitories

Averages for campuses having dorms with food service
Excludes Forestry and the Statutory Colleges

Office of Institutional Research
Central Administration
State University of New York

**Trends in Total Undergraduate Costs and Allowances Within Student Budgets
By Residency and Living Arrangement -- 1980/81 TO 1992/93
State University of New York**

| Academic Year | Fixed Costs: | | Variable Costs: | | | Fixed + Variable Costs | | | | |
|-------------------------------------|----------------|------------------|---------------------------|-----------------------------|----------------|-------------------------|-----------------------------|----------------|----------------------|-----------------------------|
| | Tuition & Fees | | Room, Board, Books, Other | | | New York State Resident | | | Non-resident | |
| | NYS Resident | Non-NYS Resident | Living in Res. Halls | Living in Non-Inst. Housing | Living at Home | Living in Res. Halls | Living in Non-Inst. Housing | Living at Home | Living in Res. Halls | Living in Non-Inst. Housing |
| State University Average | | | | | | | | | | |
| 1980-81 | 1,015 | 1,759 | 3,090 | 3,216 | 2,106 | 4,209 | 4,172 | 3,107 | 4,928 | 4,915 |
| 1981-82 | 1,132 | 1,942 | 3,394 | 3,579 | 2,386 | 4,688 | 4,655 | 3,488 | 5,513 | 5,464 |
| 1982-83 | 1,196 | 2,123 | 3,660 | 3,802 | 2,481 | 5,004 | 4,947 | 3,644 | 5,869 | 5,879 |
| 1983-84 | 1,416 | 2,728 | 3,979 | 4,055 | 2,589 | 5,608 | 5,398 | 3,966 | 7,033 | 6,720 |
| 1984-85 | 1,475 | 3,108 | 4,239 | 4,268 | 2,670 | 5,912 | 5,656 | 4,107 | 7,823 | 7,285 |
| 1985-86 | 1,519 | 3,127 | 4,380 | 4,418 | 2,763 | 6,071 | 5,840 | 4,237 | 7,976 | 7,445 |
| 1986-87 | 1,584 | 3,233 | 4,607 | 4,607 | 2,818 | 6,343 | 6,059 | 4,338 | 8,292 | 7,705 |
| 1987-88 | 1,631 | 3,307 | 4,907 | 4,972 | 3,085 | 6,681 | 6,469 | 4,672 | 8,668 | 8,142 |
| 1988-89 | 1,669 | 3,717 | 5,078 | 5,344 | 3,395 | 6,990 | 6,874 | 4,991 | 9,622 | 8,913 |
| 1989-90 | 1,709 | 4,157 | 5,363 | 5,638 | 3,626 | 7,335 | 7,199 | 5,257 | 10,629 | 9,632 |
| 1990-91 | 1,822 | 4,314 | 5,777 | 5,945 | 3,759 | 7,852 | 7,590 | 5,507 | 11,207 | 10,068 |
| 1991-92 | 2,315 | 5,067 | 6,031 | 6,189 | 3,810 | 8,885 | 8,417 | 6,119 | 12,519 | 11,154 |
| 1992-93 | 2,681 | 5,700 | 6,371 | 6,470 | 3,983 | 9,689 | 9,036 | 6,605 | 13,661 | 12,041 |
| State Operated Institutions | | | | | | | | | | |
| 1980-81 | 1,004 | 1,604 | 2,989 | 3,219 | 2,169 | 3,998 | 4,142 | 3,143 | 4,598 | 4,742 |
| 1981-82 | 1,159 | 1,859 | 3,274 | 3,659 | 2,425 | 4,438 | 4,731 | 3,519 | 5,138 | 5,431 |
| 1982-83 | 1,162 | 1,862 | 3,529 | 3,936 | 2,579 | 4,696 | 5,002 | 3,667 | 5,396 | 5,702 |
| 1983-84 | 1,467 | 2,767 | 3,831 | 4,228 | 2,701 | 5,303 | 5,593 | 4,085 | 6,603 | 6,893 |
| 1984-85 | 1,467 | 3,317 | 4,105 | 4,522 | 2,767 | 5,578 | 5,894 | 4,151 | 7,428 | 7,744 |
| 1985-86 | 1,472 | 3,322 | 4,231 | 4,548 | 2,864 | 5,707 | 5,908 | 4,238 | 7,557 | 7,758 |
| 1986-87 | 1,483 | 3,333 | 4,445 | 4,766 | 2,936 | 5,931 | 6,059 | 4,275 | 7,781 | 7,909 |
| 1987-88 | 1,490 | 3,340 | 4,754 | 5,140 | 3,271 | 6,248 | 6,433 | 4,663 | 8,098 | 8,283 |
| 1988-89 | 1,489 | 4,089 | 5,001 | 5,416 | 3,627 | 6,495 | 6,700 | 4,951 | 9,095 | 9,300 |
| 1989-90 | 1,503 | 4,853 | 5,260 | 5,839 | 3,908 | 6,768 | 7,144 | 5,235 | 10,118 | 10,494 |
| 1990-91 | 1,664 | 5,014 | 5,576 | 6,151 | 3,955 | 7,245 | 7,513 | 5,454 | 10,595 | 10,863 |
| 1991-92 | 2,405 | 6,005 | 5,924 | 6,435 | 3,874 | 8,338 | 8,627 | 6,270 | 11,938 | 12,227 |
| 1992-93 | 2,922 | 6,822 | 6,230 | 6,860 | 4,172 | 9,161 | 9,575 | 6,988 | 13,061 | 13,475 |
| University Centers (Average) | | | | | | | | | | |
| 1980-81 | 1,006 | 1,606 | 3,050 | 3,603 | 1,953 | 4,056 | 4,609 | 2,953 | 4,656 | 5,209 |
| 1981-82 | 1,151 | 1,851 | 3,340 | 4,083 | 2,252 | 4,491 | 5,234 | 3,403 | 5,191 | 5,934 |
| 1982-83 | 1,159 | 1,859 | 3,642 | 4,434 | 2,673 | 4,801 | 5,593 | 3,832 | 5,501 | 6,293 |
| 1983-84 | 1,471 | 2,771 | 4,023 | 4,737 | 2,904 | 5,494 | 6,208 | 4,374 | 6,794 | 7,508 |
| 1984-85 | 1,474 | 3,324 | 4,244 | 5,138 | 2,969 | 5,718 | 6,612 | 4,443 | 7,568 | 8,462 |
| 1985-86 | 1,486 | 3,336 | 4,275 | 5,054 | 2,740 | 5,760 | 6,539 | 4,225 | 7,610 | 8,389 |
| 1986-87 | 1,486 | 3,336 | 4,334 | 5,069 | 2,866 | 5,819 | 6,554 | 4,351 | 7,669 | 8,404 |
| 1987-88 | 1,490 | 3,340 | 4,787 | 4,811 | 3,579 | 6,277 | 6,300 | 5,068 | 8,127 | 8,150 |
| 1988-89 | 1,492 | 4,092 | 5,153 | 5,398 | 4,395 | 6,645 | 6,890 | 5,887 | 9,245 | 9,490 |
| 1989-90 | 1,500 | 4,850 | 5,392 | 5,735 | 4,141 | 6,892 | 7,235 | 5,641 | 10,242 | 10,585 |
| 1990-91 | 1,675 | 5,025 | 5,813 | 6,105 | 4,000 | 7,488 | 7,780 | 5,675 | 10,838 | 11,130 |
| 1991-92 | 2,438 | 6,038 | 6,109 | 6,902 | 4,202 | 8,547 | 9,340 | 6,640 | 12,147 | 12,940 |
| 1992-93 | 2,958 | 6,858 | 6,466 | 7,347 | 4,374 | 9,424 | 10,305 | 7,332 | 13,324 | 14,205 |
| Albany | | | | | | | | | | |
| 1980-81 | 1,002 | 1,602 | 2,770 | 2,770 | 1,745 | 3,772 | 3,772 | 2,747 | 4,372 | 4,372 |
| 1981-82 | 1,152 | 1,852 | 2,970 | 2,970 | 2,000 | 4,122 | 4,122 | 3,152 | 4,822 | 4,822 |
| 1982-83 | 1,152 | 1,852 | 3,248 | 3,248 | 2,398 | 4,400 | 4,400 | 3,550 | 5,100 | 5,100 |
| 1983-84 | 1,467 | 2,767 | 3,498 | 3,498 | 2,455 | 4,965 | 4,965 | 3,922 | 6,265 | 6,265 |
| 1984-85 | 1,467 | 3,317 | 3,603 | 3,603 | 2,580 | 5,070 | 5,070 | 4,047 | 6,920 | 6,920 |
| 1985-86 | 1,475 | 3,325 | 3,713 | 3,713 | 2,230 | 5,188 | 5,188 | 5,705 | 7,038 | 7,038 |
| 1986-87 | 1,478 | 3,328 | 3,849 | 3,849 | 2,250 | 5,327 | 5,327 | 3,728 | 7,177 | 7,177 |
| 1987-88 | 1,478 | 3,328 | 4,072 | 4,072 | 2,522 | 5,550 | 5,550 | 4,000 | 7,400 | 7,400 |
| 1988-89 | 1,478 | 4,078 | 4,378 | 4,275 | 2,695 | 5,856 | 5,753 | 4,173 | 8,456 | 8,353 |
| 1989-90 | 1,478 | 4,828 | 4,601 | 4,601 | 3,200 | 6,079 | 6,079 | 4,678 | 9,429 | 9,429 |
| 1990-91 | 1,635 | 4,985 | 5,022 | 5,022 | 3,500 | 6,657 | 6,657 | 5,135 | 10,007 | 10,007 |
| 1991-92 | 2,377 | 5,977 | 5,326 | 5,326 | 3,825 | 7,703 | 7,703 | 6,202 | 11,303 | 11,303 |
| 1992-93 | 2,883 | 6,783 | 5,710 | 5,710 | 4,050 | 8,593 | 8,593 | 6,933 | 12,493 | 12,493 |

**Trends in Total Undergraduate Costs and Allowances Within Student Budgets
By Residency and Living Arrangement -- 1980/81 TO 1992/93
State University of New York**

| Academic Year | Fixed Costs: | | Variable Costs: | | | Fixed + Variable Costs | | | | |
|---------------------------------------|----------------|------------------|---------------------------|-----------------------------|----------------|-------------------------|-----------------------------|----------------|----------------------|-----------------------------|
| | Tuition & Fees | | Room, Board, Books, Other | | | New York State Resident | | | Non-resident | |
| | NYS Resident | Non-NYS Resident | Living in Res. Halls | Living in Non-Inst. Housing | Living at Home | Living in Res. Halls | Living in Non-Inst. Housing | Living at Home | Living in Res. Halls | Living in Non-Inst. Housing |
| Binghamton | | | | | | | | | | |
| 1980-81 | 1,021 | 1,621 | 2,879 | 2,879 | 1,777 | 3,900 | 3,900 | 2,798 | 4,500 | 4,500 |
| 1981-82 | 1,147 | 1,847 | 3,229 | 3,229 | 1,649 | 4,376 | 4,376 | 2,796 | 5,076 | 5,076 |
| 1982-83 | 1,175 | 1,875 | 3,470 | 3,470 | 2,130 | 4,645 | 4,645 | 3,305 | 5,345 | 5,345 |
| 1983-84 | 1,496 | 2,796 | 3,704 | 3,754 | 2,354 | 5,200 | 5,250 | 3,850 | 6,500 | 6,550 |
| 1984-85 | 1,498 | 3,348 | 4,038 | 4,038 | 2,355 | 5,536 | 5,536 | 3,853 | 7,386 | 7,386 |
| 1985-86 | 1,501 | 3,351 | 4,051 | 4,051 | 2,299 | 5,552 | 5,552 | 3,800 | 7,402 | 7,402 |
| 1986-87 | 1,501 | 3,251 | 4,210 | 4,354 | 2,799 | 5,711 | 5,855 | 4,300 | 7,561 | 7,705 |
| 1987-88 | 1,506 | 3,356 | 4,603 | 4,697 | 4,400 | 6,109 | 6,203 | 5,906 | 7,959 | 8,053 |
| 1988-89 | 1,506 | 4,106 | 4,836 | 5,002 | 4,600 | 6,342 | 6,508 | 6,106 | 8,942 | 9,108 |
| 1989-90 | 1,537 | 4,887 | 5,130 | 5,296 | 4,725 | 6,667 | 6,833 | 6,262 | 10,017 | 10,183 |
| 1990-91 | 1,728 | 5,078 | 5,585 | 5,759 | 3,503 | 7,313 | 7,487 | 5,231 | 10,663 | 10,837 |
| 1991-92 | 2,443 | 6,043 | 5,918 | 6,092 | 3,737 | 8,361 | 8,535 | 6,180 | 11,961 | 12,135 |
| 1992-93 | 2,957 | 6,857 | 6,337 | 6,463 | 3,863 | 9,294 | 9,420 | 6,820 | 13,194 | 13,320 |
| Buffalo Center (Including HSC) | | | | | | | | | | |
| 1980-81 | 995 | 1,595 | 3,535 | 3,524 | 2,119 | 4,530 | 4,519 | 3,114 | 5,130 | 5,119 |
| 1981-82 | 1,150 | 1,850 | 3,759 | 3,782 | 2,297 | 4,909 | 4,932 | 3,447 | 5,609 | 5,632 |
| 1982-83 | 1,154 | 1,854 | 3,824 | 4,044 | 2,744 | 4,970 | 5,198 | 3,898 | 5,678 | 5,898 |
| 1983-84 | 1,454 | 2,754 | 4,401 | 4,401 | 3,275 | 5,855 | 5,855 | 4,729 | 7,155 | 7,155 |
| 1984-85 | 1,454 | 3,304 | 4,697 | 4,817 | 3,291 | 6,151 | 6,271 | 4,745 | 8,001 | 8,121 |
| 1985-86 | 1,464 | 3,314 | 4,832 | 4,860 | 3,365 | 6,296 | 6,324 | 4,829 | 8,146 | 8,174 |
| 1986-87 | 1,474 | 3,324 | 4,562 | 4,916 | 3,238 | 6,036 | 6,390 | 4,712 | 7,886 | 8,240 |
| 1987-88 | 1,474 | 3,324 | 5,468 | 5,468 | 3,753 | 6,942 | 6,942 | 5,227 | 8,792 | 8,792 |
| 1988-89 | 1,490 | 4,090 | 5,903 | 6,073 | 6,073 | 7,393 | 7,563 | 7,563 | 9,993 | 10,163 |
| 1989-90 | 1,490 | 4,840 | 6,064 | 6,197 | 4,130 | 7,554 | 7,687 | 5,620 | 10,904 | 11,037 |
| 1990-91 | 1,675 | 5,025 | 6,666 | 6,714 | 4,438 | 8,341 | 8,389 | 6,113 | 11,691 | 11,739 |
| 1991-92 | 2,520 | 6,120 | 6,726 | 6,450 | 4,300 | 9,246 | 8,970 | 6,820 | 12,846 | 12,570 |
| 1992-93 | 3,073 | 6,973 | 7,046 | 7,046 | 4,518 | 10,119 | 10,119 | 7,591 | 14,019 | 14,019 |
| Stony Brook (Including HSC) | | | | | | | | | | |
| 1980-81 | 1,005 | 1,605 | 3,016 | 5,240 | 2,170 | 4,021 | 6,245 | 3,175 | 4,621 | 6,845 |
| 1981-82 | 1,155 | 1,855 | 3,400 | 6,350 | 3,060 | 4,555 | 7,505 | 4,215 | 5,255 | 8,205 |
| 1982-83 | 1,155 | 1,855 | 4,026 | 6,975 | 3,420 | 5,181 | 8,130 | 4,575 | 5,881 | 8,830 |
| 1983-84 | 1,466 | 2,766 | 4,488 | 7,295 | 3,530 | 5,954 | 8,761 | 4,996 | 7,254 | 10,061 |
| 1984-85 | 1,475 | 3,325 | 4,638 | 8,095 | 3,650 | 6,113 | 9,570 | 5,125 | 7,963 | 11,420 |
| 1985-86 | 1,502 | 3,352 | 4,503 | 7,590 | 3,065 | 6,005 | 9,092 | 4,567 | 7,855 | 10,942 |
| 1986-87 | 1,490 | 3,340 | 4,713 | 7,155 | 3,175 | 6,203 | 8,645 | 4,665 | 8,053 | 10,495 |
| 1987-88 | 1,500 | 3,350 | 5,005 | 5,005 | 3,640 | 6,505 | 6,505 | 5,140 | 8,355 | 8,355 |
| 1988-89 | 1,495 | 4,095 | 5,495 | 6,240 | 4,210 | 6,990 | 7,735 | 5,705 | 9,590 | 10,335 |
| 1989-90 | 1,495 | 4,845 | 5,774 | 6,845 | 4,510 | 7,269 | 8,340 | 6,005 | 10,619 | 11,690 |
| 1990-91 | 1,661 | 5,011 | 5,980 | 6,926 | 4,560 | 7,641 | 8,587 | 6,221 | 10,991 | 11,937 |
| 1991-92 | 2,411 | 6,011 | 6,465 | 9,740 | 4,945 | 8,876 | 12,151 | 7,356 | 12,476 | 15,751 |
| 1992-93 | 2,918 | 6,818 | 6,772 | 10,170 | 5,065 | 9,690 | 13,088 | 7,983 | 13,590 | 16,988 |
| University Colleges (Average) | | | | | | | | | | |
| 1980-81 | 994 | 1,594 | 2,922 | 2,944 | 2,144 | 3,921 | 3,938 | 3,137 | 4,521 | 4,538 |
| 1981-82 | 1,149 | 1,849 | 3,201 | 3,332 | 2,295 | 4,356 | 4,482 | 3,445 | 5,056 | 5,182 |
| 1982-83 | 1,152 | 1,852 | 3,424 | 3,507 | 2,402 | 4,582 | 4,659 | 3,554 | 5,282 | 5,359 |
| 1983-84 | 1,455 | 2,755 | 3,722 | 3,821 | 2,508 | 5,183 | 5,276 | 3,964 | 6,483 | 6,576 |
| 1984-85 | 1,459 | 3,309 | 4,008 | 4,089 | 2,531 | 5,472 | 5,548 | 3,990 | 7,322 | 7,398 |
| 1985-86 | 1,465 | 3,315 | 4,124 | 4,181 | 2,671 | 5,595 | 5,646 | 4,136 | 7,445 | 7,496 |
| 1986-87 | 1,469 | 3,319 | 4,300 | 4,343 | 2,832 | 5,776 | 5,812 | 4,301 | 7,626 | 7,662 |
| 1987-88 | 1,483 | 3,333 | 4,573 | 4,909 | 3,185 | 6,064 | 6,392 | 4,668 | 7,914 | 8,242 |
| 1988-89 | 1,476 | 4,076 | 4,809 | 5,126 | 3,272 | 6,292 | 6,602 | 4,748 | 8,892 | 9,202 |
| 1989-90 | 1,480 | 4,833 | 5,105 | 5,607 | 3,707 | 6,595 | 7,090 | 5,190 | 9,945 | 10,440 |
| 1990-91 | 1,649 | 4,999 | 5,379 | 5,908 | 3,809 | 7,037 | 7,557 | 5,458 | 10,387 | 10,907 |
| 1991-92 | 2,375 | 5,975 | 5,737 | 6,182 | 3,768 | 8,128 | 8,557 | 6,144 | 11,728 | 12,157 |
| 1992-93 | 2,888 | 6,788 | 6,074 | 6,590 | 4,022 | 8,979 | 9,478 | 6,911 | 12,879 | 13,378 |

**Trends in Total Undergraduate Costs and Allowances Within Student Budgets
By Residency and Living Arrangement -- 1980/81 TO 1992/93
State University of New York**

| Academic Year | Fixed Costs: | | Variable Costs: | | | Fixed + Variable Costs | | | | |
|------------------------|----------------|------------------|---------------------------|----------------------------|----------------|-------------------------|----------------------------|----------------|----------------------|----------------------------|
| | Tuition & Fees | | Room, Board, Books, Other | | | New York State Resident | | | Non-resident | |
| | NYS Resident | Non-NYS Resident | Living in Res. Halls | Living in Non-Inst Housing | Living at Home | Living in Res. Halls | Living in Non-Inst Housing | Living at Home | Living in Res. Halls | Living in Non-Inst Housing |
| Brockport | | | | | | | | | | |
| 1980-81 | 995 | 1,595 | 2,982 | 3,077 | 1,947 | 3,977 | 4,072 | 2,942 | 4,577 | 4,672 |
| 1981-82 | 1,160 | 1,860 | 3,212 | 3,192 | 2,142 | 4,372 | 4,352 | 3,302 | 5,072 | 5,052 |
| 1982-83 | 1,160 | 1,860 | 3,420 | 3,432 | 2,282 | 4,580 | 4,592 | 3,442 | 5,280 | 5,292 |
| 1983-84 | 1,475 | 2,775 | 3,915 | 3,995 | 2,505 | 5,390 | 5,470 | 3,980 | 6,690 | 6,770 |
| 1984-85 | 1,475 | 3,325 | 3,925 | 4,195 | 2,505 | 5,400 | 5,670 | 3,980 | 7,250 | 7,520 |
| 1985-86 | 1,475 | 3,325 | 3,925 | 4,195 | 2,505 | 5,400 | 5,670 | 3,980 | 7,250 | 7,520 |
| 1986-87 | 1,475 | 3,325 | 4,400 | 4,400 | 2,710 | 5,875 | 5,875 | 4,185 | 7,725 | 7,725 |
| 1987-88 | 1,475 | 3,325 | 4,660 | 4,660 | 3,100 | 6,135 | 6,135 | 4,575 | 7,985 | 7,985 |
| 1988-89 | 1,490 | 4,090 | 4,840 | 4,780 | 3,100 | 6,330 | 6,270 | 4,590 | 8,930 | 8,870 |
| 1989-90 | 1,511 | 4,861 | 5,039 | 5,039 | 4,679 | 6,550 | 6,550 | 6,190 | 9,900 | 9,900 |
| 1990-91 | 1,661 | 5,011 | 5,305 | 5,305 | 3,545 | 6,966 | 6,966 | 5,206 | 10,316 | 10,316 |
| 1991-92 | 2,391 | 5,991 | 5,465 | 5,465 | 3,600 | 7,856 | 7,856 | 5,991 | 11,456 | 11,456 |
| 1992-93 | 2,915 | 6,815 | 5,705 | 5,705 | 3,755 | 8,620 | 8,620 | 6,670 | 12,520 | 12,520 |
| Buffalo College | | | | | | | | | | |
| 1980-81 | 1,005 | 1,605 | 3,062 | 3,050 | 2,000 | 4,067 | 4,055 | 3,005 | 4,667 | 4,655 |
| 1981-82 | 1,153 | 1,853 | 3,325 | 3,325 | 2,225 | 4,478 | 4,478 | 3,378 | 5,178 | 5,178 |
| 1982-83 | 1,168 | 1,868 | 3,675 | 3,675 | 2,325 | 4,843 | 4,843 | 3,493 | 5,543 | 5,543 |
| 1983-84 | 1,453 | 2,753 | 3,925 | 3,925 | 2,325 | 5,378 | 5,378 | 3,778 | 6,678 | 6,678 |
| 1984-85 | 1,453 | 3,303 | 4,075 | 4,075 | 2,475 | 5,528 | 5,528 | 3,928 | 7,378 | 7,378 |
| 1985-86 | 1,457 | 3,307 | 4,128 | 4,128 | 2,528 | 5,585 | 5,585 | 3,985 | 7,435 | 7,435 |
| 1986-87 | 1,465 | 3,315 | 4,230 | 4,230 | 2,580 | 5,695 | 5,695 | 4,045 | 7,545 | 7,545 |
| 1987-88 | 1,465 | 3,315 | 4,360 | 4,360 | 2,580 | 5,825 | 5,825 | 4,045 | 7,675 | 7,675 |
| 1988-89 | 1,465 | 4,065 | 4,580 | 4,580 | 2,850 | 6,045 | 6,045 | 4,315 | 8,645 | 8,645 |
| 1989-90 | 1,465 | 4,815 | 4,390 | 4,890 | 3,000 | 6,355 | 6,355 | 4,465 | 9,705 | 9,705 |
| 1990-91 | 1,615 | 4,965 | 5,190 | 5,190 | 3,000 | 6,805 | 6,805 | 4,615 | 10,155 | 10,155 |
| 1991-92 | 2,335 | 5,935 | 5,520 | 5,520 | 3,150 | 7,855 | 7,855 | 5,485 | 11,455 | 11,455 |
| 1992-93 | 2,835 | 6,735 | 5,380 | 5,380 | 3,200 | 8,215 | 8,215 | 6,035 | 12,115 | 12,115 |
| Cortland | | | | | | | | | | |
| 1980-81 | 1,005 | 1,605 | 2,954 | 2,515 | 2,000 | 3,959 | 3,520 | 3,005 | 4,559 | 4,120 |
| 1981-82 | 1,162 | 1,862 | 3,195 | 3,240 | 2,195 | 4,357 | 4,402 | 3,357 | 5,057 | 5,102 |
| 1982-83 | 1,162 | 1,862 | 3,421 | 3,505 | 2,395 | 4,583 | 4,667 | 3,557 | 5,283 | 5,367 |
| 1983-84 | 1,462 | 2,762 | 3,610 | 3,610 | 2,738 | 5,072 | 5,072 | 4,200 | 6,372 | 6,372 |
| 1984-85 | 1,471 | 3,321 | 3,993 | 3,929 | 2,804 | 5,464 | 5,400 | 4,275 | 7,314 | 7,250 |
| 1985-86 | 1,478 | 3,328 | 4,073 | 4,073 | 2,909 | 5,551 | 5,551 | 4,387 | 7,401 | 7,401 |
| 1986-87 | 1,480 | 3,330 | 4,144 | 4,074 | 2,898 | 5,624 | 5,554 | 4,378 | 7,474 | 7,404 |
| 1987-88 | 1,492 | 3,342 | 4,486 | 4,906 | 4,866 | 5,978 | 6,398 | 6,358 | 7,828 | 8,248 |
| 1988-89 | 1,492 | 4,092 | 4,603 | 4,603 | 3,238 | 6,095 | 6,095 | 4,730 | 8,695 | 8,695 |
| 1989-90 | 1,528 | 4,878 | 4,725 | 4,725 | 3,513 | 6,253 | 6,253 | 5,041 | 9,603 | 9,603 |
| 1990-91 | 1,682 | 5,032 | 5,063 | 5,063 | 3,863 | 6,745 | 6,745 | 5,545 | 10,095 | 10,095 |
| 1991-92 | 2,406 | 6,006 | 5,603 | 5,603 | 4,353 | 8,009 | 8,009 | 6,759 | 11,609 | 11,609 |
| 1992-93 | 2,920 | 6,820 | 6,003 | 6,003 | 4,803 | 8,923 | 8,923 | 7,723 | 12,823 | 12,823 |
| Empire | | | | | | | | | | |
| 1980-81 | 925 | 1,525 | - | 3,789 | 2,364 | - | 4,714 | 3,289 | - | 5,314 |
| 1981-82 | 1,087 | 1,787 | - | 4,195 | 2,598 | - | 5,282 | 3,685 | - | 5,982 |
| 1982-83 | 1,087 | 1,787 | - | 4,391 | 2,711 | - | 5,478 | 3,798 | - | 6,178 |
| 1983-84 | 1,387 | 2,687 | - | 4,391 | 2,711 | - | 5,778 | 4,098 | - | 7,078 |
| 1984-85 | 1,387 | 3,237 | - | 4,586 | 2,823 | - | 5,973 | 4,210 | - | 7,823 |
| 1985-86 | 1,387 | 3,237 | - | 4,586 | 3,232 | - | 5,973 | 4,619 | - | 7,823 |
| 1986-87 | 1,387 | 3,237 | - | 5,096 | 3,431 | - | 6,483 | 4,818 | - | 8,333 |
| 1987-88 | 1,387 | 3,237 | - | 8,044 | 3,762 | - | 9,431 | 5,149 | - | 11,281 |
| 1988-89 | 1,387 | 3,987 | - | 8,089 | 3,852 | - | 9,476 | 5,239 | - | 12,076 |
| 1989-90 | 1,387 | 4,737 | - | 8,089 | 3,852 | - | 9,476 | 5,239 | - | 12,826 |
| 1990-91 | 1,537 | 4,887 | - | 8,089 | 3,852 | - | 9,626 | 5,389 | - | 12,976 |
| 1991-92 | 2,187 | 5,787 | - | 8,089 | 3,852 | - | 10,276 | 6,039 | - | 13,876 |
| 1992-93 | 2,687 | 6,587 | - | 10,051 | 4,913 | - | 12,738 | 7,600 | - | 16,638 |

**Trends in Total Undergraduate Costs and Allowances Within Student Budgets
By Residency and Living Arrangement -- 1980/81 TO 1992/93
State University of New York**

| Academic Year | Fixed Costs: | | Variable Costs: | | | Fixed + Variable Costs | | | | |
|---------------------|----------------|------------------|---------------------------|-----------------------------|----------------|-------------------------|-----------------------------|----------------|----------------------|-----------------------------|
| | Tuition & Fees | | Room, Board, Books, Other | | | New York State Resident | | | Non-resident | |
| | NYS Resident | Non-NYS Resident | Living in Res. Halls | Living in Non-Inst. Housing | Living at Home | Living in Res. Halls | Living in Non-Inst. Housing | Living at Home | Living in Res. Halls | Living in Non-Inst. Housing |
| Fredonia | | | | | | | | | | |
| 1980-81 | 1,005 | 1,605 | 2,836 | 2,900 | 1,800 | 3,841 | 3,905 | 2,805 | 4,441 | 4,505 |
| 1981-82 | 1,155 | 1,855 | 3,255 | 3,258 | 2,065 | 4,410 | 4,413 | 3,220 | 5,110 | 5,113 |
| 1982-83 | 1,159 | 1,859 | 3,530 | 3,530 | 2,422 | 4,689 | 4,689 | 3,581 | 5,389 | 5,389 |
| 1983-84 | 1,459 | 2,759 | 3,711 | 3,711 | 2,001 | 5,170 | 5,170 | 3,460 | 6,470 | 6,470 |
| 1984-85 | 1,475 | 3,325 | 4,235 | 4,035 | 2,315 | 5,710 | 5,510 | 3,790 | 7,560 | 7,360 |
| 1985-86 | 1,475 | 3,325 | 4,275 | 4,075 | 2,315 | 5,750 | 5,550 | 3,790 | 7,600 | 7,400 |
| 1986-87 | 1,487 | 3,337 | 4,248 | 4,248 | 3,388 | 5,735 | 5,735 | 4,875 | 7,585 | 7,585 |
| 1987-88 | 1,487 | 3,337 | 4,873 | 4,873 | 3,873 | 6,360 | 6,360 | 5,360 | 8,210 | 8,210 |
| 1988-89 | 1,487 | 4,087 | 5,013 | 5,013 | 3,873 | 6,500 | 6,500 | 5,360 | 9,100 | 9,100 |
| 1989-90 | 1,515 | 4,865 | 5,335 | 5,335 | 3,925 | 6,850 | 6,850 | 5,440 | 10,200 | 10,200 |
| 1990-91 | 1,679 | 5,029 | 5,321 | 5,321 | 3,911 | 7,000 | 7,000 | 5,590 | 10,350 | 10,350 |
| 1991-92 | 2,403 | 6,003 | 6,227 | 6,227 | 4,247 | 8,630 | 8,630 | 6,650 | 12,230 | 12,230 |
| 1992-93 | 2,926 | 6,826 | 6,604 | 6,604 | 4,414 | 9,530 | 9,530 | 7,340 | 13,430 | 13,430 |
| Genesee | | | | | | | | | | |
| 1980-81 | 1,005 | 1,605 | 2,730 | 2,400 | 2,400 | 3,735 | 3,405 | 3,405 | 4,335 | 4,005 |
| 1981-82 | 1,175 | 1,875 | 2,874 | 2,950 | 2,950 | 4,049 | 4,125 | 4,125 | 4,749 | 4,825 |
| 1982-83 | 1,175 | 1,875 | 3,160 | 3,010 | 2,560 | 4,335 | 4,185 | 3,735 | 5,035 | 4,885 |
| 1983-84 | 1,475 | 2,775 | 3,604 | 3,604 | 3,554 | 5,079 | 5,079 | 5,029 | 6,379 | 6,379 |
| 1984-85 | 1,475 | 3,325 | 3,798 | 3,850 | 2,900 | 5,273 | 5,325 | 4,375 | 7,123 | 7,175 |
| 1985-86 | 1,485 | 3,335 | 4,120 | 4,150 | 3,200 | 5,605 | 5,635 | 4,685 | 7,455 | 7,485 |
| 1986-87 | 1,485 | 3,335 | 4,246 | 4,100 | 3,200 | 5,731 | 5,585 | 4,685 | 7,581 | 7,435 |
| 1987-88 | 1,485 | 3,335 | 4,400 | 4,400 | 3,450 | 5,885 | 5,885 | 4,935 | 7,735 | 7,735 |
| 1988-89 | 1,485 | 4,085 | 4,700 | 4,640 | 3,150 | 6,185 | 6,125 | 4,635 | 8,785 | 8,725 |
| 1989-90 | 1,555 | 4,905 | 4,890 | 4,890 | 2,900 | 6,445 | 6,445 | 4,455 | 9,795 | 9,795 |
| 1990-91 | 1,725 | 5,075 | 5,217 | 5,220 | 3,500 | 6,942 | 6,945 | 5,225 | 10,292 | 10,295 |
| 1991-92 | 2,445 | 6,045 | 5,302 | 5,320 | 3,400 | 7,747 | 7,765 | 5,845 | 11,347 | 11,365 |
| 1992-93 | 2,955 | 6,855 | 5,684 | 5,684 | 3,600 | 8,639 | 8,639 | 6,555 | 12,539 | 12,539 |
| New Paltz | | | | | | | | | | |
| 1980-81 | 1,005 | 1,605 | 3,328 | 3,230 | 2,280 | 4,333 | 4,235 | 3,285 | 4,933 | 4,835 |
| 1981-82 | 1,155 | 1,855 | 3,370 | 3,460 | 2,560 | 4,525 | 4,615 | 3,715 | 5,225 | 5,315 |
| 1982-83 | 1,155 | 1,855 | 3,525 | 3,575 | 2,515 | 4,680 | 4,730 | 3,670 | 5,380 | 5,430 |
| 1983-84 | 1,469 | 2,769 | 3,836 | 3,836 | 2,661 | 5,305 | 5,305 | 4,130 | 6,605 | 6,605 |
| 1984-85 | 1,473 | 3,323 | 4,066 | 4,046 | 2,721 | 5,539 | 5,519 | 4,194 | 7,389 | 7,369 |
| 1985-86 | 1,477 | 3,327 | 4,247 | 4,247 | 2,922 | 5,724 | 5,724 | 4,399 | 7,574 | 7,574 |
| 1986-87 | 1,477 | 3,327 | 4,310 | 4,310 | 2,920 | 5,787 | 5,787 | 4,397 | 7,637 | 7,637 |
| 1987-88 | 1,611 | 3,461 | 4,310 | 4,290 | 2,920 | 5,921 | 5,901 | 4,531 | 7,771 | 7,751 |
| 1988-89 | 1,495 | 4,095 | 4,920 | 4,920 | 3,250 | 6,415 | 6,415 | 4,745 | 9,015 | 9,015 |
| 1989-90 | 1,495 | 4,845 | 5,400 | 5,400 | 3,600 | 6,895 | 6,895 | 5,095 | 10,245 | 10,245 |
| 1990-91 | 1,681 | 5,031 | 5,711 | 5,700 | 3,566 | 7,392 | 7,381 | 5,247 | 10,742 | 10,731 |
| 1991-92 | 2,421 | 6,021 | 5,970 | 5,750 | 3,850 | 8,391 | 8,171 | 6,271 | 11,991 | 11,771 |
| 1992-93 | 2,921 | 6,821 | 6,290 | 6,290 | 3,850 | 9,211 | 9,211 | 6,771 | 13,111 | 13,111 |
| Old Westbury | | | | | | | | | | |
| 1980-81 | 960 | 1,560 | 2,846 | 3,000 | 1,860 | 3,806 | 3,960 | 2,820 | 4,406 | 4,560 |
| 1981-82 | 1,110 | 1,810 | 3,340 | 3,350 | 2,050 | 4,450 | 4,460 | 3,160 | 5,150 | 5,160 |
| 1982-83 | 1,110 | 1,810 | 3,476 | 3,500 | 2,650 | 4,586 | 4,610 | 3,760 | 5,286 | 5,310 |
| 1983-84 | 1,410 | 2,710 | 3,699 | 3,774 | 2,725 | 5,109 | 5,184 | 4,135 | 6,409 | 6,484 |
| 1984-85 | 1,425 | 3,275 | 3,935 | 4,135 | 2,725 | 5,360 | 5,560 | 4,150 | 7,210 | 7,410 |
| 1985-86 | 1,445 | 3,295 | 4,074 | 4,074 | 2,830 | 5,519 | 5,519 | 4,275 | 7,369 | 7,369 |
| 1986-87 | 1,445 | 3,295 | 4,350 | 4,350 | 2,850 | 5,795 | 5,795 | 4,295 | 7,645 | 7,645 |
| 1987-88 | 1,445 | 3,295 | 4,468 | 5,400 | 3,300 | 5,913 | 6,845 | 4,745 | 7,763 | 8,695 |
| 1988-89 | 1,445 | 4,045 | 5,030 | 6,050 | 3,850 | 6,475 | 7,495 | 5,295 | 9,075 | 10,095 |
| 1989-90 | 1,410 | 4,760 | 5,800 | 8,550 | 5,000 | 7,210 | 9,960 | 6,410 | 10,560 | 13,310 |
| 1990-91 | 1,625 | 4,975 | 5,928 | 8,750 | 5,200 | 7,553 | 10,375 | 6,825 | 10,903 | 13,725 |
| 1991-92 | 2,398 | 5,998 | 6,835 | 9,625 | 5,720 | 9,233 | 12,023 | 8,118 | 12,833 | 15,623 |
| 1992-93 | 2,898 | 6,798 | 7,055 | 10,033 | 5,834 | 9,953 | 12,931 | 8,732 | 13,853 | 16,831 |

**Trends in Total Undergraduate Costs and Allowances Within Student Budgets
By Residency and Living Arrangement -- 1980/81 TO 1992/93
State University of New York**

| Academic Year | Fixed Costs: | | Variable Costs: | | | Fixed + Variable Costs | | | | |
|--------------------|----------------|------------------|---------------------------|-----------------------------|----------------|-------------------------|-----------------------------|----------------|----------------------|-----------------------------|
| | Tuition & Fees | | Room, Board, Books, Other | | | New York State Resident | | | Non-resident | |
| | NYS Resident | Non-NYS Resident | Living in Res. Halls | Living in Non-Inst. Housing | Living at Home | Living in Res. Halls | Living in Non-Inst. Housing | Living at Home | Living in Res. Halls | Living in Non-Inst. Housing |
| Oneonta | | | | | | | | | | |
| 1980-81 | 1,000 | 1,600 | 2,929 | 3,005 | 2,045 | 3,929 | 4,005 | 3,045 | 4,529 | 4,605 |
| 1981-82 | 1,158 | 1,858 | 3,045 | 3,170 | 2,470 | 4,203 | 4,328 | 3,628 | 4,903 | 5,028 |
| 1982-83 | 1,158 | 1,858 | 3,372 | 3,372 | 1,880 | 4,530 | 4,530 | 3,038 | 5,230 | 5,230 |
| 1983-84 | 1,460 | 2,760 | 3,627 | 3,677 | 1,500 | 5,087 | 5,137 | 2,960 | 6,387 | 6,437 |
| 1984-85 | 1,460 | 3,310 | 3,990 | 3,990 | 1,500 | 5,450 | 5,450 | 2,960 | 7,300 | 7,300 |
| 1985-86 | 1,478 | 3,328 | 4,090 | 4,090 | 2,000 | 5,568 | 5,568 | 3,478 | 7,418 | 7,418 |
| 1986-87 | 1,478 | 3,328 | 4,508 | 4,540 | 2,700 | 5,986 | 6,018 | 4,178 | 7,836 | 7,868 |
| 1987-88 | 1,510 | 3,360 | 4,780 | 4,840 | 2,640 | 6,290 | 6,350 | 4,150 | 8,140 | 8,200 |
| 1988-89 | 1,510 | 4,110 | 4,754 | 4,754 | 2,965 | 6,264 | 6,264 | 4,475 | 8,864 | 8,864 |
| 1989-90 | 1,521 | 4,871 | 5,403 | 6,175 | 5,700 | 6,924 | 7,696 | 7,221 | 10,274 | 11,046 |
| 1990-91 | 1,652 | 5,002 | 5,522 | 5,534 | 5,384 | 7,174 | 7,186 | 7,036 | 10,524 | 10,536 |
| 1991-92 | 2,386 | 5,986 | 5,710 | 5,710 | 2,900 | 8,096 | 8,096 | 5,286 | 11,696 | 11,696 |
| 1992-93 | 2,896 | 6,796 | 6,036 | 6,036 | 2,950 | 8,932 | 8,932 | 5,846 | 12,832 | 12,832 |
| Oswego | | | | | | | | | | |
| 1980-81 | 1,004 | 1,604 | 2,916 | 2,916 | 2,916 | 3,920 | 3,920 | 3,920 | 4,520 | 4,520 |
| 1981-82 | 1,150 | 1,850 | 3,335 | 3,355 | 2,355 | 4,485 | 4,505 | 3,505 | 5,185 | 5,205 |
| 1982-83 | 1,150 | 1,850 | 3,365 | 3,222 | 2,106 | 4,515 | 4,372 | 3,256 | 5,215 | 5,072 |
| 1983-84 | 1,460 | 2,760 | 3,665 | 3,625 | 2,325 | 5,125 | 5,085 | 3,785 | 6,425 | 6,385 |
| 1984-85 | 1,460 | 3,310 | 4,060 | 3,950 | 2,500 | 5,520 | 5,410 | 3,960 | 7,370 | 7,260 |
| 1985-86 | 1,465 | 3,315 | 4,191 | 4,191 | 2,575 | 5,656 | 5,656 | 4,040 | 7,506 | 7,506 |
| 1986-87 | 1,470 | 3,320 | 4,349 | 4,349 | 2,575 | 5,819 | 5,819 | 4,045 | 7,669 | 7,669 |
| 1987-88 | 1,475 | 3,325 | 4,465 | 4,465 | 2,575 | 5,940 | 5,940 | 4,050 | 7,790 | 7,790 |
| 1988-89 | 1,480 | 4,080 | 4,977 | 4,975 | 3,300 | 6,457 | 6,455 | 4,780 | 9,057 | 9,055 |
| 1989-90 | 1,488 | 4,838 | 5,111 | 4,975 | 3,300 | 6,599 | 6,463 | 4,788 | 9,949 | 9,813 |
| 1990-91 | 1,645 | 4,995 | 5,470 | 5,325 | 3,845 | 7,115 | 6,970 | 5,490 | 10,465 | 10,320 |
| 1991-92 | 2,419 | 6,019 | 5,881 | 5,881 | 3,781 | 8,300 | 8,300 | 6,200 | 11,900 | 11,900 |
| 1992-93 | 2,930 | 6,830 | 6,305 | 6,305 | 3,775 | 9,235 | 9,235 | 6,705 | 13,135 | 13,135 |
| Plattsburgh | | | | | | | | | | |
| 1980-81 | 1,000 | 1,600 | 2,872 | 2,870 | 2,325 | 3,872 | 3,870 | 3,325 | 4,472 | 4,470 |
| 1981-82 | 1,155 | 1,855 | 3,244 | 3,245 | 2,430 | 4,399 | 4,400 | 3,585 | 5,099 | 5,100 |
| 1982-83 | 1,160 | 1,860 | 3,408 | 3,408 | 2,430 | 4,568 | 4,568 | 3,590 | 5,268 | 5,268 |
| 1983-84 | 1,468 | 2,768 | 3,749 | 3,749 | 2,600 | 5,217 | 5,217 | 4,068 | 6,517 | 6,517 |
| 1984-85 | 1,468 | 3,318 | 4,032 | 4,032 | 2,550 | 5,500 | 5,500 | 4,018 | 7,350 | 7,350 |
| 1985-86 | 1,475 | 3,325 | 4,144 | 4,144 | 2,630 | 5,619 | 5,619 | 4,105 | 7,469 | 7,469 |
| 1986-87 | 1,480 | 3,330 | 4,400 | 4,400 | 2,580 | 5,880 | 5,880 | 4,060 | 7,730 | 7,730 |
| 1987-88 | 1,475 | 3,325 | 4,570 | 4,570 | 2,750 | 6,045 | 6,045 | 4,225 | 7,895 | 7,895 |
| 1988-89 | 1,485 | 4,085 | 4,766 | 4,970 | 3,100 | 6,251 | 6,455 | 4,585 | 8,851 | 9,055 |
| 1989-90 | 1,485 | 4,835 | 4,958 | 5,158 | 3,022 | 6,443 | 6,643 | 4,507 | 9,793 | 9,993 |
| 1990-91 | 1,635 | 4,985 | 5,088 | 5,188 | 3,202 | 6,723 | 6,823 | 4,837 | 10,173 | 10,173 |
| 1991-92 | 2,325 | 5,925 | 5,373 | 5,373 | 3,531 | 7,698 | 7,698 | 5,856 | 11,298 | 11,298 |
| 1992-93 | 2,865 | 6,765 | 5,570 | 5,570 | 3,678 | 8,435 | 8,435 | 6,543 | 12,335 | 12,335 |
| Potsdam | | | | | | | | | | |
| 1980-81 | 1,005 | 1,605 | 2,814 | 2,530 | 2,030 | 3,819 | 3,535 | 3,035 | 4,419 | 4,135 |
| 1981-82 | 1,155 | 1,855 | 3,174 | 2,800 | 2,100 | 4,329 | 3,955 | 3,255 | 5,029 | 4,655 |
| 1982-83 | 1,155 | 1,855 | 3,354 | 3,030 | 2,580 | 4,509 | 4,185 | 3,735 | 5,209 | 4,885 |
| 1983-84 | 1,465 | 2,765 | 3,715 | 3,515 | 2,580 | 5,180 | 4,980 | 4,045 | 6,480 | 6,280 |
| 1984-85 | 1,465 | 3,315 | 4,227 | 3,785 | 2,685 | 5,692 | 5,250 | 4,150 | 7,542 | 7,100 |
| 1985-86 | 1,475 | 3,325 | 4,255 | 3,835 | 2,785 | 5,730 | 5,310 | 4,260 | 7,580 | 7,160 |
| 1986-87 | 1,475 | 3,325 | 4,335 | 3,735 | 2,785 | 5,810 | 5,210 | 4,260 | 7,660 | 7,060 |
| 1987-88 | 1,475 | 3,325 | 4,705 | 3,925 | 2,875 | 6,180 | 5,400 | 4,350 | 8,030 | 7,250 |
| 1988-89 | 1,475 | 4,075 | 4,775 | 4,125 | 3,275 | 6,250 | 5,600 | 4,750 | 8,850 | 8,200 |
| 1989-90 | 1,475 | 4,825 | 4,825 | 4,225 | 2,975 | 6,300 | 5,700 | 4,450 | 9,650 | 9,050 |
| 1990-91 | 1,640 | 4,990 | 5,025 | 5,425 | 3,475 | 6,665 | 7,065 | 5,115 | 10,015 | 10,415 |
| 1991-92 | 2,380 | 5,980 | 5,480 | 5,500 | 3,530 | 7,860 | 7,880 | 5,910 | 11,460 | 11,480 |
| 1992-93 | 2,890 | 6,790 | 5,710 | 4,960 | 3,585 | 8,600 | 7,850 | 6,475 | 12,500 | 11,750 |

**Trends in Total Undergraduate Costs and Allowances Within Student Budgets
By Residency and Living Arrangement -- 1980/81 TO 1992/93
State University of New York**

| Academic Year | Fixed Costs: | | Variable Costs: | | | Fixed + Variable Costs | | | | |
|--|----------------|------------------|---------------------------|-----------------------------|----------------|-------------------------|-----------------------------|----------------|----------------------|-----------------------------|
| | Tuition & Fees | | Room, Board, Books, Other | | | New York State Resident | | | Non-resident | |
| | NYS Resident | Non-NYS Resident | Living in Res. Halls | Living in Non-inst. Housing | Living at Home | Living in Res. Halls | Living in Non-inst. Housing | Living at Home | Living in Res. Halls | Living in Non-inst. Housing |
| Purchase | | | | | | | | | | |
| 1980-81 | 1,005 | 1,605 | 2,794 | 2,992 | 1,900 | 3,799 | 3,997 | 2,905 | 4,399 | 4,597 |
| 1981-82 | 1,165 | 1,865 | 3,046 | 3,780 | 1,700 | 4,211 | 4,945 | 2,865 | 4,911 | 5,645 |
| 1982-83 | 1,175 | 1,875 | 3,387 | 3,937 | 2,375 | 4,562 | 5,112 | 3,550 | 5,262 | 5,812 |
| 1983-84 | 1,475 | 2,775 | 3,608 | 4,257 | 2,385 | 5,083 | 5,732 | 3,860 | 6,383 | 7,032 |
| 1984-85 | 1,475 | 3,325 | 3,755 | 4,555 | 2,405 | 5,230 | 6,030 | 3,880 | 7,080 | 7,880 |
| 1985-86 | 1,475 | 3,325 | 3,963 | 4,563 | 2,296 | 5,438 | 6,038 | 3,771 | 7,288 | 7,888 |
| 1986-87 | 1,495 | 3,345 | 4,078 | 4,628 | 2,200 | 5,573 | 6,123 | 3,695 | 7,423 | 7,973 |
| 1987-88 | 1,495 | 3,345 | 4,802 | 5,082 | 2,710 | 6,297 | 6,577 | 4,205 | 8,147 | 8,427 |
| 1988-89 | 1,495 | 4,095 | 4,744 | 5,136 | 2,730 | 6,239 | 6,631 | 4,225 | 8,839 | 9,231 |
| 1989-90 | 1,440 | 4,790 | 4,879 | 5,443 | 2,730 | 6,319 | 6,883 | 4,170 | 9,669 | 10,233 |
| 1990-91 | 1,655 | 5,005 | 5,712 | 6,696 | 3,174 | 7,367 | 8,351 | 4,829 | 10,717 | 11,701 |
| 1991-92 | 2,385 | 5,985 | 5,479 | 6,297 | 3,075 | 7,864 | 8,682 | 5,460 | 11,464 | 12,282 |
| 1992-93 | 2,911 | 6,811 | 6,541 | 7,045 | 3,931 | 9,452 | 9,956 | 6,842 | 13,352 | 13,856 |
| Health Science Centers (Brooklyn & Syracuse only) (Average) | | | | | | | | | | |
| 1980-81 | 980 | 1,580 | - | 3,798 | 2,373 | - | 4,778 | 3,353 | - | 5,378 |
| 1981-82 | 1,133 | 1,833 | - | 4,375 | 2,615 | - | 5,508 | 3,748 | - | 6,208 |
| 1982-83 | 1,134 | 1,834 | - | 4,888 | 2,663 | - | 6,022 | 3,797 | - | 6,722 |
| 1983-84 | 1,443 | 2,743 | - | 4,955 | 2,730 | - | 6,398 | 4,173 | - | 7,698 |
| 1984-85 | 1,443 | 3,293 | - | 4,988 | 2,845 | - | 6,430 | 4,288 | - | 8,280 |
| 1985-86 | 1,458 | 3,308 | 4,318 | 5,023 | 2,880 | 5,775 | 6,480 | 4,338 | 7,625 | 8,330 |
| 1986-87 | 1,463 | 3,313 | 5,158 | 5,785 | 2,837 | 6,620 | 7,248 | 4,299 | 8,470 | 9,098 |
| 1987-88 | 1,458 | 3,308 | 5,481 | 6,115 | 3,363 | 6,938 | 7,573 | 4,820 | 8,788 | 9,423 |
| 1988-89 | 1,458 | 4,058 | 5,833 | 6,523 | 3,625 | 7,290 | 7,980 | 5,083 | 9,890 | 10,580 |
| 1989-90 | 1,453 | 4,803 | 6,110 | 6,958 | 3,926 | 7,563 | 8,410 | 5,379 | 10,913 | 11,760 |
| 1990-91 | 1,630 | 4,980 | 6,270 | 6,353 | 3,933 | 7,900 | 7,983 | 5,563 | 11,250 | 11,333 |
| 1991-92 | 2,350 | 5,950 | 6,518 | 6,613 | 4,003 | 8,868 | 8,963 | 6,353 | 12,468 | 12,563 |
| 1992-93 | 2,875 | 6,775 | 6,698 | 6,793 | 4,058 | 9,573 | 9,668 | 6,933 | 13,473 | 13,568 |
| Brooklyn HSC | | | | | | | | | | |
| 1980-81 | 980 | 1,580 | - | 4,500 | 2,550 | - | 5,480 | 3,530 | - | 6,080 |
| 1981-82 | 1,136 | 1,836 | - | 5,000 | 2,800 | - | 6,136 | 3,936 | - | 6,836 |
| 1982-83 | 1,135 | 1,835 | - | 5,700 | 2,800 | - | 6,835 | 3,935 | - | 7,535 |
| 1983-84 | 1,455 | 2,755 | - | 5,700 | 2,860 | - | 7,155 | 4,315 | - | 8,455 |
| 1984-85 | 1,455 | 3,305 | - | 5,700 | 2,910 | - | 7,155 | 4,365 | - | 9,005 |
| 1985-86 | 1,475 | 3,325 | 4,750 | 5,700 | 2,910 | 6,225 | 7,175 | 4,385 | 8,075 | 9,025 |
| 1986-87 | 1,485 | 3,335 | 5,620 | 6,875 | 2,718 | 7,105 | 8,360 | 4,203 | 8,955 | 10,210 |
| 1987-88 | 1,475 | 3,325 | 6,176 | 7,445 | 3,795 | 7,651 | 8,920 | 5,270 | 9,501 | 10,770 |
| 1988-89 | 1,475 | 4,075 | 6,625 | 8,005 | 3,810 | 8,100 | 9,480 | 5,285 | 10,700 | 12,080 |
| 1989-90 | 1,465 | 4,815 | 6,960 | 8,635 | 4,387 | 8,425 | 10,100 | 5,852 | 11,775 | 13,450 |
| 1990-91 | 1,635 | 4,985 | 6,920 | 7,085 | 4,230 | 8,555 | 8,720 | 5,865 | 11,905 | 12,070 |
| 1991-92 | 2,335 | 5,935 | 7,345 | 7,535 | 4,565 | 9,680 | 9,870 | 6,900 | 13,280 | 13,470 |
| 1992-93 | 2,885 | 6,785 | 7,565 | 7,755 | 4,700 | 10,450 | 10,640 | 7,585 | 14,350 | 14,540 |
| Syracuse HSC | | | | | | | | | | |
| 1980-81 | 980 | 1,580 | - | 3,095 | 2,195 | - | 4,075 | 3,175 | - | 4,675 |
| 1981-82 | 1,130 | 1,830 | - | 3,750 | 2,430 | - | 4,880 | 3,560 | - | 5,580 |
| 1982-83 | 1,133 | 1,833 | - | 4,076 | 2,525 | - | 5,209 | 3,658 | - | 5,909 |
| 1983-84 | 1,430 | 2,730 | - | 4,210 | 2,600 | - | 5,640 | 4,030 | - | 6,940 |
| 1984-85 | 1,430 | 3,280 | - | 4,275 | 2,780 | - | 5,705 | 4,210 | - | 7,555 |
| 1985-86 | 1,440 | 3,290 | 3,885 | 4,345 | 2,850 | 5,325 | 5,785 | 4,290 | 7,175 | 7,635 |
| 1986-87 | 1,440 | 3,290 | 4,695 | 4,695 | 2,955 | 6,135 | 6,135 | 4,395 | 7,985 | 7,985 |
| 1987-88 | 1,440 | 3,290 | 4,785 | 4,785 | 2,930 | 6,225 | 6,225 | 4,370 | 8,075 | 8,075 |
| 1988-89 | 1,440 | 4,040 | 5,040 | 5,040 | 3,440 | 6,480 | 6,480 | 4,880 | 9,080 | 9,080 |
| 1989-90 | 1,440 | 4,790 | 5,260 | 5,280 | 3,465 | 6,700 | 6,720 | 4,905 | 10,050 | 10,070 |
| 1990-91 | 1,625 | 4,975 | 5,620 | 5,620 | 3,635 | 7,245 | 7,245 | 5,260 | 10,595 | 10,595 |
| 1991-92 | 2,365 | 5,965 | 5,690 | 5,690 | 3,440 | 8,055 | 8,055 | 5,805 | 11,655 | 11,655 |
| 1992-93 | 2,865 | 6,765 | 5,830 | 5,830 | 3,415 | 8,695 | 8,695 | 6,280 | 12,595 | 12,595 |

**Trends in Total Undergraduate Costs and Allowances Within Student Budgets
By Residency and Living Arrangement -- 1980/81 TO 1992/93
State University of New York**

| Academic Year | Fixed Costs: | | Variable Costs: | | | Fixed + Variable Costs | | | | |
|---------------------------------------|----------------|------------------|---------------------------|-----------------------------|----------------|-------------------------|-----------------------------|----------------|----------------------|-----------------------------|
| | Tuition & Fees | | Room, Board, Books, Other | | | New York State Resident | | | Non-resident | |
| | NYS Resident | Non-NYS Resident | Living in Res. Halls | Living in Non-Inst. Housing | Living at Home | Living in Res. Halls | Living in Non-Inst. Housing | Living at Home | Living in Res. Halls | Living in Non-Inst. Housing |
| Specialized Colleges (Average) | | | | | | | | | | |
| 1980-81 | 990 | 1,590 | 3,456 | 4,080 | 2,327 | 4,444 | 4,403 | 2,998 | 5,044 | 5,003 |
| 1981-82 | 1,152 | 1,852 | 3,794 | 4,345 | 2,873 | 4,945 | 4,666 | 3,366 | 5,645 | 5,366 |
| 1982-83 | 1,177 | 1,877 | 4,094 | 4,850 | 3,112 | 5,282 | 5,200 | 3,570 | 5,982 | 5,900 |
| 1983-84 | 1,482 | 2,782 | 4,344 | 5,155 | 3,207 | 5,835 | 5,736 | 3,836 | 7,135 | 7,036 |
| 1984-85 | 1,492 | 3,342 | 4,636 | 5,358 | 3,315 | 6,141 | 5,990 | 3,968 | 7,991 | 7,840 |
| 1985-86 | 1,477 | 3,327 | 4,795 | 5,618 | 3,380 | 6,278 | 6,118 | 3,793 | 8,128 | 7,968 |
| 1986-87 | 1,493 | 3,343 | 5,063 | 6,175 | 3,830 | 6,558 | 5,820 | 3,835 | 8,408 | 7,670 |
| 1987-88 | 1,517 | 3,367 | 5,319 | 6,874 | 3,564 | 6,842 | 6,601 | 3,906 | 8,692 | 8,451 |
| 1988-89 | 1,517 | 4,117 | 5,715 | 7,075 | 4,497 | 7,258 | 6,660 | 4,240 | 9,858 | 9,260 |
| 1989-90 | 1,537 | 4,887 | 5,874 | 7,635 | 4,842 | 7,437 | 7,146 | 4,491 | 10,787 | 10,496 |
| 1990-91 | 1,698 | 5,048 | 6,624 | 8,675 | 4,908 | 8,342 | 7,570 | 4,858 | 11,692 | 10,920 |
| 1991-92 | 2,506 | 6,106 | 6,562 | 8,111 | 3,370 | 9,068 | 8,631 | 5,789 | 12,668 | 12,231 |
| 1992-93 | 3,042 | 6,942 | 6,807 | 8,330 | 4,480 | 9,849 | 9,371 | 6,496 | 13,749 | 13,271 |
| Environ. Sci. & Forestry | | | | | | | | | | |
| 1980-81 | 970 | 1,570 | 3,360 | 3,360 | 1,850 | 4,330 | 4,330 | 2,820 | 4,930 | 4,930 |
| 1981-82 | 1,126 | 1,826 | 3,570 | 3,370 | 1,970 | 4,696 | 4,496 | 3,096 | 5,396 | 5,196 |
| 1982-83 | 1,125 | 1,825 | 3,900 | 4,100 | 2,250 | 5,025 | 5,225 | 3,375 | 5,725 | 5,925 |
| 1983-84 | 1,432 | 2,732 | 4,150 | 4,150 | 2,250 | 5,582 | 5,582 | 3,682 | 6,882 | 6,882 |
| 1984-85 | 1,440 | 3,290 | 4,470 | 4,620 | 2,800 | 5,910 | 6,060 | 4,240 | 7,760 | 7,910 |
| 1985-86 | 1,440 | 3,290 | 4,860 | 4,860 | 2,400 | 6,300 | 6,300 | 3,840 | 8,150 | 8,150 |
| 1986-87 | 1,440 | 3,290 | 5,120 | 4,100 | 2,400 | 6,560 | 5,540 | 3,840 | 8,410 | 7,390 |
| 1987-88 | 1,440 | 3,290 | 5,380 | 5,530 | 2,450 | 6,820 | 6,970 | 3,890 | 8,670 | 8,820 |
| 1988-89 | 1,440 | 4,040 | 5,780 | 5,780 | 3,000 | 7,220 | 7,220 | 4,440 | 9,820 | 9,820 |
| 1989-90 | 1,440 | 4,790 | 6,110 | 6,110 | 3,000 | 7,550 | 7,550 | 4,440 | 10,900 | 10,900 |
| 1990-91 | 1,615 | 4,965 | 6,500 | 6,500 | 3,000 | 8,115 | 8,115 | 4,615 | 11,465 | 11,465 |
| 1991-92 | 2,437 | 6,037 | 6,815 | 6,815 | 3,300 | 9,252 | 9,252 | 5,737 | 12,852 | 12,852 |
| 1992-93 | 2,937 | 6,837 | 7,170 | 7,170 | 3,050 | 10,107 | 10,107 | 6,387 | 14,007 | 14,007 |
| Maritime | | | | | | | | | | |
| 1980-81 | 1,005 | 1,605 | 3,552 | - | - | 4,557 | - | - | 5,157 | - |
| 1981-82 | 1,175 | 1,875 | 4,018 | - | - | 5,193 | - | - | 5,893 | - |
| 1982-83 | 1,250 | 1,950 | 4,288 | - | - | 5,538 | - | - | 6,238 | - |
| 1983-84 | 1,550 | 2,850 | 4,538 | - | - | 6,088 | - | - | 7,388 | - |
| 1984-85 | 1,570 | 3,420 | 4,802 | - | - | 6,372 | - | - | 8,222 | - |
| 1985-86 | 1,525 | 3,375 | 4,730 | - | - | 6,255 | - | - | 8,105 | - |
| 1986-87 | 1,550 | 3,400 | 5,005 | - | - | 6,555 | - | - | 8,405 | - |
| 1987-88 | 1,605 | 3,455 | 5,258 | - | - | 6,863 | - | - | 8,713 | - |
| 1988-89 | 1,645 | 4,245 | 5,650 | - | - | 7,295 | - | - | 9,895 | - |
| 1989-90 | 1,685 | 5,035 | 5,638 | - | - | 7,323 | - | - | 10,673 | - |
| 1990-91 | 1,820 | 5,170 | 6,748 | - | - | 8,568 | - | - | 11,918 | - |
| 1991-92 | 2,680 | 6,280 | 7,216 | - | - | 9,896 | - | - | 13,496 | - |
| 1992-93 | 3,235 | 7,135 | 7,040 | - | - | 10,275 | - | - | 14,175 | - |
| Utica-Rome | | | | | | | | | | |
| 1980-81 | 995 | 1,595 | - | 3,480 | 2,180 | - | 4,475 | 3,175 | - | 5,075 |
| 1981-82 | 1,155 | 1,855 | - | 3,680 | 2,480 | - | 4,835 | 3,635 | - | 5,535 |
| 1982-83 | 1,155 | 1,855 | - | 4,020 | 2,610 | - | 5,175 | 3,765 | - | 5,875 |
| 1983-84 | 1,465 | 2,765 | - | 4,425 | 2,525 | - | 5,890 | 3,990 | - | 7,190 |
| 1984-85 | 1,465 | 3,315 | - | 4,455 | 2,230 | - | 5,920 | 3,695 | - | 7,770 |
| 1985-86 | 1,465 | 3,315 | - | 4,470 | 2,280 | - | 5,935 | 3,745 | - | 7,785 |
| 1986-87 | 1,490 | 3,340 | - | 4,610 | 2,340 | - | 6,100 | 3,830 | - | 7,950 |
| 1987-88 | 1,506 | 3,356 | - | 4,725 | 2,415 | - | 6,231 | 3,921 | - | 8,081 |
| 1988-89 | 1,465 | 4,065 | - | 4,635 | 2,575 | - | 6,100 | 4,040 | - | 8,700 |
| 1989-90 | 1,487 | 4,837 | - | 5,255 | 3,055 | - | 6,742 | 4,542 | - | 10,092 |
| 1990-91 | 1,660 | 5,010 | - | 5,365 | 3,440 | - | 7,025 | 5,100 | - | 10,375 |
| 1991-92 | 2,400 | 6,000 | 5,655 | 5,610 | 3,440 | 8,055 | 8,010 | 5,840 | 11,655 | 11,610 |
| 1992-93 | 2,955 | 6,855 | 6,210 | 5,680 | 3,650 | 9,165 | 8,635 | 6,605 | 13,065 | 12,535 |

**Trends in Total Undergraduate Costs and Allowances Within Student Budgets
By Residency and Living Arrangement -- 1980/81 TO 1992/93
State University of New York**

| Academic Year | Fixed Costs: | | Variable Costs: | | | Fixed + Variable Costs | | | | |
|--|----------------|------------------|---------------------------|-----------------------------|----------------|-------------------------|-----------------------------|----------------|----------------------|-----------------------------|
| | Tuition & Fees | | Room, Board, Books, Other | | | New York State Resident | | | Non-resident | |
| | NYS Resident | Non-NYS Resident | Living in Res. Halls | Living in Non-Inst. Housing | Living at Home | Living in Res. Halls | Living in Non-Inst. Housing | Living at Home | Living in Res. Halls | Living in Non-Inst. Housing |
| Statutory Colleges (Average) | | | | | | | | | | |
| 1980-81 | 2,174 | 3,539 | 3,554 | 3,642 | 2,108 | 5,541 | 5,541 | 4,281 | 6,906 | 6,906 |
| 1981-82 | 2,556 | 4,096 | 3,934 | 3,958 | 2,363 | 6,294 | 6,294 | 4,919 | 7,834 | 7,834 |
| 1982-83 | 2,950 | 4,725 | 4,254 | 4,104 | 2,318 | 6,918 | 6,918 | 5,268 | 8,693 | 8,693 |
| 1983-84 | 3,368 | 5,375 | 4,658 | 4,588 | 2,513 | 7,583 | 7,583 | 5,880 | 9,590 | 9,590 |
| 1984-85 | 3,658 | 5,976 | 4,861 | 4,861 | 2,710 | 8,046 | 8,046 | 6,368 | 10,364 | 10,364 |
| 1985-86 | 3,945 | 6,540 | 5,118 | 5,118 | 2,826 | 8,555 | 8,555 | 6,771 | 11,150 | 11,150 |
| 1986-87 | 4,231 | 7,150 | 5,442 | 5,342 | 2,909 | 9,166 | 9,041 | 7,140 | 12,085 | 11,960 |
| 1987-88 | 4,480 | 7,689 | 5,664 | 5,544 | 2,753 | 9,610 | 9,460 | 7,233 | 12,819 | 12,669 |
| 1988-89 | 4,849 | 8,330 | 5,458 | 5,946 | 2,978 | 10,306 | 10,181 | 7,826 | 13,788 | 13,663 |
| 1989-90 | 5,226 | 8,985 | 5,851 | 6,323 | 3,043 | 11,078 | 10,915 | 8,269 | 14,836 | 14,674 |
| 1990-91 | 5,608 | 9,751 | 6,696 | 6,664 | 3,773 | 11,881 | 11,799 | 9,381 | 16,024 | 15,941 |
| 1991-92 | 6,171 | 10,833 | 6,424 | 6,346 | 4,034 | 12,833 | 12,735 | 10,204 | 17,495 | 17,398 |
| 1992-93 | 6,738 | 12,026 | 7,055 | 6,969 | 4,140 | 13,735 | 13,627 | 10,856 | 19,022 | 18,915 |
| Agriculture & Life Sciences | | | | | | | | | | |
| 1980-81 | 2,470 | 4,090 | 3,490 | 3,490 | 2,210 | 5,960 | 5,960 | 4,680 | 7,580 | 7,580 |
| 1981-82 | 2,880 | 4,700 | 3,910 | 3,910 | 2,350 | 6,790 | 6,790 | 5,230 | 8,610 | 8,610 |
| 1982-83 | 3,300 | 5,350 | 4,140 | 4,140 | 2,190 | 7,440 | 7,440 | 5,490 | 9,490 | 9,490 |
| 1983-84 | 3,740 | 6,050 | 4,400 | 4,400 | 2,400 | 8,140 | 8,140 | 6,140 | 10,450 | 10,450 |
| 1984-85 | 4,060 | 6,784 | 4,555 | 4,555 | 2,620 | 8,615 | 8,615 | 6,680 | 11,339 | 11,339 |
| 1985-86 | 4,360 | 7,420 | 4,810 | 4,810 | 2,760 | 9,170 | 9,170 | 7,120 | 12,230 | 12,230 |
| 1986-87 | 4,650 | 8,100 | 5,090 | 5,090 | 2,815 | 9,740 | 9,740 | 7,465 | 13,190 | 13,190 |
| 1987-88 | 4,882 | 8,668 | 5,330 | 5,330 | 2,935 | 10,212 | 10,212 | 7,817 | 13,998 | 13,998 |
| 1988-89 | 5,240 | 9,340 | 5,710 | 5,710 | 2,770 | 10,950 | 10,950 | 8,010 | 15,050 | 15,050 |
| 1989-90 | 5,610 | 10,080 | 6,095 | 6,095 | 2,840 | 11,705 | 11,705 | 8,450 | 16,175 | 16,175 |
| 1990-91 | 5,944 | 10,884 | 6,526 | 6,526 | 3,776 | 12,470 | 12,470 | 9,720 | 17,410 | 17,410 |
| 1991-92 | 6,494 | 11,994 | 6,936 | 6,936 | 4,115 | 13,430 | 13,430 | 10,609 | 18,930 | 18,930 |
| 1992-93 | 7,056 | 13,306 | 7,291 | 7,291 | 4,230 | 14,347 | 14,347 | 11,286 | 20,597 | 20,597 |
| Ceramics | | | | | | | | | | |
| 1980-81 | 1,285 | 1,885 | 3,000 | 3,000 | 1,800 | 4,285 | 4,285 | 3,085 | 4,885 | 4,885 |
| 1981-82 | 1,585 | 2,285 | 3,220 | 3,220 | 2,400 | 4,805 | 4,805 | 3,985 | 5,505 | 5,505 |
| 1982-83 | 1,900 | 2,850 | 3,450 | 3,450 | 2,700 | 5,350 | 5,350 | 4,600 | 6,300 | 6,300 |
| 1983-84 | 2,250 | 3,350 | 3,660 | 3,660 | 2,850 | 5,910 | 5,910 | 5,100 | 7,010 | 7,010 |
| 1984-85 | 2,450 | 3,550 | 3,890 | 3,890 | 2,980 | 6,340 | 6,340 | 5,430 | 7,440 | 7,440 |
| 1985-86 | 2,700 | 3,900 | 4,010 | 4,010 | 3,025 | 6,710 | 6,710 | 5,725 | 7,910 | 7,910 |
| 1986-87 | 2,975 | 4,300 | 4,470 | 3,970 | 3,190 | 7,445 | 6,945 | 6,165 | 8,770 | 8,270 |
| 1987-88 | 3,275 | 4,750 | 4,530 | 3,930 | 2,205 | 7,805 | 7,205 | 5,480 | 9,280 | 8,680 |
| 1988-89 | 3,675 | 5,300 | 4,700 | 4,200 | 3,600 | 8,375 | 7,875 | 7,275 | 10,000 | 9,500 |
| 1989-90 | 4,075 | 5,700 | 5,120 | 4,470 | 3,650 | 9,195 | 8,545 | 7,725 | 10,820 | 10,170 |
| 1990-91 | 4,600 | 6,350 | 5,514 | 5,184 | 3,764 | 10,114 | 9,784 | 8,364 | 11,864 | 11,534 |
| 1991-92 | 5,200 | 7,350 | 5,840 | 5,450 | 3,790 | 11,040 | 10,650 | 8,990 | 13,190 | 12,800 |
| 1992-93 | 5,785 | 8,185 | 6,112 | 5,682 | 3,782 | 11,897 | 11,467 | 9,567 | 14,297 | 13,867 |
| Human Ecology | | | | | | | | | | |
| 1980-81 | 2,470 | 4,090 | 3,490 | 3,490 | 2,210 | 5,960 | 5,960 | 4,680 | 7,580 | 7,580 |
| 1981-82 | 2,880 | 4,700 | 3,910 | 3,910 | 2,350 | 6,790 | 6,790 | 5,230 | 8,610 | 8,610 |
| 1982-83 | 3,300 | 5,350 | 4,140 | 4,140 | 2,190 | 7,440 | 7,440 | 5,490 | 9,490 | 9,490 |
| 1983-84 | 3,740 | 6,050 | 4,400 | 4,400 | 2,400 | 8,140 | 8,140 | 6,140 | 10,450 | 10,450 |
| 1984-85 | 4,060 | 6,784 | 4,555 | 4,555 | 2,620 | 8,615 | 8,615 | 6,680 | 11,339 | 11,339 |
| 1985-86 | 4,360 | 7,420 | 4,810 | 4,810 | 2,760 | 9,170 | 9,170 | 7,120 | 12,230 | 12,230 |
| 1986-87 | 4,650 | 8,100 | 5,090 | 5,090 | 2,815 | 9,740 | 9,740 | 7,465 | 13,190 | 13,190 |
| 1987-88 | 4,882 | 8,668 | 5,330 | 5,330 | 2,935 | 10,212 | 10,212 | 7,817 | 13,998 | 13,998 |
| 1988-89 | 5,240 | 9,340 | 5,710 | 5,710 | 2,770 | 10,950 | 10,950 | 8,010 | 15,050 | 15,050 |
| 1989-90 | 5,610 | 10,080 | 6,095 | 6,095 | 2,840 | 11,705 | 11,705 | 8,450 | 16,175 | 16,175 |
| 1990-91 | 5,944 | 10,884 | 6,526 | 6,526 | 3,776 | 12,470 | 12,470 | 9,720 | 17,410 | 17,410 |
| 1991-92 | 6,494 | 11,994 | 6,936 | 6,936 | 4,115 | 13,430 | 13,430 | 10,609 | 18,930 | 18,930 |
| 1992-93 | 7,056 | 13,306 | 7,291 | 7,291 | 4,230 | 14,347 | 14,347 | 11,286 | 20,597 | 20,597 |

**Trends in Total Undergraduate Costs and Allowances Within Student Budgets
By Residency and Living Arrangement -- 1980/81 TO 1992/93
State University of New York**

| Academic Year | Fixed Costs: | | Variable Costs: | | | Fixed + Variable Costs | | | | |
|--|----------------|------------------|---------------------------|-----------------------------|----------------|-------------------------|-----------------------------|----------------|----------------------|-----------------------------|
| | Tuition & Fees | | Room, Board, Books, Other | | | New York State Resident | | | Non-resident | |
| | NYS Resident | Non-NYS Resident | Living in Res. Halls | Living in Non-Inst. Housing | Living at Home | Living in Res. Halls | Living in Non-Inst. Housing | Living at Home | Living in Res. Halls | Living in Non-Inst. Housing |
| Industrial & Labor Relations | | | | | | | | | | |
| 1980-81 | 2,470 | 4,090 | 3,490 | 3,490 | 2,210 | 5,960 | 5,960 | 4,680 | 7,580 | 7,580 |
| 1981-82 | 2,880 | 4,700 | 3,910 | 3,910 | 2,350 | 6,790 | 6,790 | 5,230 | 8,610 | 8,610 |
| 1982-83 | 3,300 | 5,350 | 4,140 | 4,140 | 2,190 | 7,440 | 7,440 | 5,490 | 9,490 | 9,490 |
| 1983-84 | 3,740 | 6,050 | 4,400 | 4,400 | 2,400 | 8,140 | 8,140 | 6,140 | 10,450 | 10,450 |
| 1984-85 | 4,060 | 6,784 | 4,555 | 4,555 | 2,620 | 8,615 | 8,615 | 6,680 | 11,339 | 11,339 |
| 1985-86 | 4,360 | 7,420 | 4,810 | 4,810 | 2,760 | 9,170 | 9,170 | 7,120 | 12,230 | 12,230 |
| 1986-87 | 4,650 | 8,100 | 5,090 | 5,090 | 2,815 | 9,740 | 9,740 | 7,465 | 13,190 | 13,190 |
| 1987-88 | 4,882 | 8,668 | 5,330 | 5,330 | 2,935 | 10,212 | 10,212 | 7,817 | 13,998 | 13,998 |
| 1988-89 | 5,240 | 9,340 | 5,710 | 5,710 | 2,770 | 10,950 | 10,950 | 8,010 | 15,050 | 15,050 |
| 1989-90 | 5,610 | 10,080 | 6,095 | 6,095 | 2,840 | 11,705 | 11,705 | 8,450 | 16,175 | 16,175 |
| 1990-91 | 5,944 | 10,884 | 6,526 | 6,526 | 3,776 | 12,470 | 12,470 | 9,720 | 17,410 | 17,410 |
| 1991-92 | 6,494 | 11,994 | 6,936 | 6,936 | 4,115 | 13,430 | 13,430 | 10,609 | 18,930 | 18,930 |
| 1992-93 | 7,056 | 13,306 | 7,291 | 7,291 | 4,230 | 14,347 | 14,347 | 11,286 | 20,597 | 20,597 |
| Colleges Technology/Agriculture (Average) | | | | | | | | | | |
| 1980-81 | 1,038 | 1,638 | 2,926 | 2,936 | 2,221 | 3,964 | 3,974 | 3,259 | 4,564 | 4,574 |
| 1981-82 | 1,197 | 1,897 | 3,203 | 3,500 | 2,534 | 4,400 | 4,697 | 3,731 | 5,100 | 5,397 |
| 1982-83 | 1,187 | 1,887 | 3,474 | 3,760 | 2,603 | 4,661 | 4,947 | 3,790 | 5,361 | 5,647 |
| 1983-84 | 1,489 | 2,789 | 3,749 | 4,064 | 2,720 | 5,238 | 5,553 | 4,209 | 6,538 | 6,853 |
| 1984-85 | 1,478 | 3,328 | 4,031 | 4,476 | 2,844 | 5,509 | 5,954 | 4,322 | 7,359 | 7,804 |
| 1985-86 | 1,481 | 3,331 | 4,201 | 4,313 | 3,103 | 5,682 | 5,794 | 4,584 | 7,532 | 7,644 |
| 1986-87 | 1,511 | 3,361 | 4,367 | 4,437 | 2,795 | 5,877 | 5,947 | 4,306 | 7,727 | 7,797 |
| 1987-88 | 1,505 | 3,355 | 4,663 | 4,670 | 3,077 | 6,167 | 6,175 | 4,582 | 8,017 | 8,025 |
| 1988-89 | 1,511 | 4,111 | 4,770 | 4,860 | 3,451 | 6,281 | 6,371 | 4,961 | 8,881 | 8,971 |
| 1989-90 | 1,547 | 4,897 | 4,996 | 5,232 | 3,713 | 6,543 | 6,778 | 5,260 | 9,893 | 10,128 |
| 1990-91 | 1,686 | 5,036 | 5,230 | 5,377 | 3,774 | 6,916 | 7,063 | 5,460 | 10,266 | 10,413 |
| 1991-92 | 2,417 | 6,017 | 5,659 | 5,775 | 4,011 | 8,076 | 8,193 | 6,429 | 11,676 | 11,793 |
| 1992-93 | 2,928 | 6,828 | 5,939 | 6,409 | 4,181 | 8,868 | 9,338 | 7,109 | 12,768 | 13,238 |
| Alfred | | | | | | | | | | |
| 1980-81 | 1,005 | 1,605 | 2,825 | 2,825 | 2,125 | 3,830 | 3,830 | 3,130 | 4,430 | 4,430 |
| 1981-82 | 1,155 | 1,855 | 3,191 | 3,055 | 2,400 | 4,346 | 4,210 | 3,555 | 5,046 | 4,910 |
| 1982-83 | 1,165 | 1,865 | 3,516 | 3,581 | 2,655 | 4,681 | 4,746 | 3,820 | 5,381 | 5,446 |
| 1983-84 | 1,465 | 2,765 | 3,835 | 3,835 | 2,775 | 5,300 | 5,300 | 4,240 | 6,600 | 6,600 |
| 1984-85 | 1,465 | 3,315 | 4,125 | 4,475 | 2,805 | 5,590 | 5,940 | 4,270 | 7,440 | 7,790 |
| 1985-86 | 1,465 | 3,315 | 4,205 | 4,545 | 2,705 | 5,670 | 6,010 | 4,170 | 7,520 | 7,860 |
| 1986-87 | 1,485 | 3,335 | 4,605 | 4,605 | 2,550 | 6,090 | 6,090 | 4,035 | 7,940 | 7,940 |
| 1987-88 | 1,485 | 3,335 | 5,027 | 4,687 | 3,552 | 6,512 | 6,172 | 5,037 | 8,362 | 8,022 |
| 1988-89 | 1,485 | 4,085 | 4,655 | 4,655 | 3,350 | 6,140 | 6,140 | 4,835 | 8,740 | 8,740 |
| 1989-90 | 1,525 | 4,875 | 4,805 | 4,805 | 3,550 | 6,330 | 6,330 | 5,075 | 9,680 | 9,680 |
| 1990-91 | 1,675 | 5,025 | 5,190 | 5,190 | 3,500 | 6,865 | 6,865 | 5,175 | 10,215 | 10,215 |
| 1991-92 | 2,400 | 6,000 | 5,385 | 5,385 | 3,550 | 7,785 | 7,785 | 5,950 | 11,385 | 11,385 |
| 1992-93 | 2,912 | 6,812 | 5,720 | 5,720 | 3,750 | 8,632 | 8,632 | 6,662 | 12,532 | 12,532 |
| Canton | | | | | | | | | | |
| 1980-81 | 1,005 | 1,605 | 3,024 | 3,274 | 2,441 | 4,029 | 4,279 | 3,446 | 4,629 | 4,879 |
| 1981-82 | 1,165 | 1,865 | 3,359 | 3,659 | 2,441 | 4,524 | 4,824 | 3,606 | 5,224 | 5,524 |
| 1982-83 | 1,185 | 1,885 | 3,449 | 3,799 | 2,359 | 4,634 | 4,984 | 3,544 | 5,334 | 5,684 |
| 1983-84 | 1,485 | 2,785 | 3,719 | 4,119 | 2,869 | 5,204 | 5,604 | 4,354 | 6,504 | 6,904 |
| 1984-85 | 1,485 | 3,335 | 4,110 | 4,360 | 3,420 | 5,595 | 5,845 | 4,905 | 7,445 | 7,695 |
| 1985-86 | 1,505 | 3,355 | 4,190 | 4,190 | 3,350 | 5,695 | 5,695 | 4,855 | 7,545 | 7,545 |
| 1986-87 | 1,505 | 3,355 | 4,270 | 4,230 | 3,020 | 5,775 | 5,735 | 4,525 | 7,625 | 7,585 |
| 1987-88 | 1,505 | 3,355 | 4,540 | 4,540 | 3,140 | 6,045 | 6,045 | 4,645 | 7,895 | 7,895 |
| 1988-89 | 1,505 | 4,105 | 4,550 | 4,650 | 3,230 | 6,055 | 6,155 | 4,735 | 8,655 | 8,755 |
| 1989-90 | 1,525 | 4,875 | 4,810 | 4,810 | 3,300 | 6,335 | 6,335 | 4,825 | 9,685 | 9,685 |
| 1990-91 | 1,680 | 5,030 | 5,110 | 5,110 | 3,510 | 6,790 | 6,790 | 5,190 | 10,140 | 10,140 |
| 1991-92 | 2,404 | 6,004 | 5,874 | 5,984 | 3,974 | 8,278 | 8,388 | 6,378 | 11,878 | 11,988 |
| 1992-93 | 2,919 | 6,819 | 5,750 | 6,750 | 4,500 | 8,669 | 9,669 | 7,419 | 12,569 | 13,569 |

**Trends in Total Undergraduate Costs and Allowances Within Student Budgets
By Residency and Living Arrangement -- 1980/81 TO 1992/93
State University of New York**

| Academic Year | Fixed Costs: | | Variable Costs: | | | Fixed + Variable Costs | | | | |
|-------------------------------------|----------------|------------------|---------------------------|-----------------------------|----------------|-------------------------|-----------------------------|----------------|----------------------|-----------------------------|
| | Tuition & Fees | | Room, Board, Books, Other | | | New York State Resident | | | Non-resident | |
| | NYS Resident | Non-NYS Resident | Living in Res. Halls | Living in Non-Inst. Housing | Living at Home | Living in Res. Halls | Living in Non-Inst. Housing | Living at Home | Living in Res. Halls | Living in Non-Inst. Housing |
| Community Colleges (Average) | | | | | | | | | | |
| 1980-81 | 870 | 1,667 | 3,147 | 3,137 | 2,048 | 4,080 | 4,005 | 2,918 | 4,935 | 4,798 |
| 1981-82 | 918 | 1,732 | 3,480 | 3,431 | 2,352 | 4,472 | 4,348 | 3,270 | 5,372 | 5,158 |
| 1982-83 | 994 | 2,020 | 3,748 | 3,615 | 2,412 | 4,865 | 4,612 | 3,406 | 5,890 | 5,648 |
| 1983-84 | 1,109 | 2,339 | 4,055 | 3,788 | 2,495 | 5,328 | 4,899 | 3,604 | 7,078 | 6,144 |
| 1984-85 | 1,191 | 2,530 | 4,288 | 3,932 | 2,574 | 5,655 | 5,123 | 3,765 | 7,480 | 6,462 |
| 1985-86 | 1,239 | 2,489 | 4,460 | 4,179 | 2,659 | 5,829 | 5,418 | 3,898 | 7,079 | 6,669 |
| 1986-87 | 1,326 | 2,619 | 4,629 | 4,335 | 2,695 | 6,049 | 5,661 | 4,021 | 7,349 | 6,954 |
| 1987-88 | 1,383 | 2,691 | 5,009 | 4,719 | 2,956 | 6,457 | 6,103 | 4,339 | 7,782 | 7,411 |
| 1988-89 | 1,413 | 2,756 | 5,323 | 5,176 | 3,235 | 6,796 | 6,590 | 4,648 | 8,146 | 7,932 |
| 1989-90 | 1,433 | 2,864 | 5,721 | 5,319 | 3,441 | 7,227 | 6,752 | 4,875 | 8,852 | 8,183 |
| 1990-91 | 1,465 | 2,936 | 6,099 | 5,634 | 3,574 | 7,680 | 7,099 | 5,038 | 9,530 | 8,569 |
| 1991-92 | 1,717 | 3,421 | 6,486 | 5,934 | 3,723 | 8,371 | 7,651 | 5,440 | 10,421 | 9,355 |
| 1992-93 | 1,914 | 3,809 | 6,566 | 6,024 | 3,781 | 8,726 | 7,937 | 5,694 | 11,051 | 9,833 |
| Adirondack Community College | | | | | | | | | | |
| 1980-81 | 776 | 1,476 | - | 3,100 | 2,200 | - | 3,876 | 2,976 | - | 4,576 |
| 1981-82 | 776 | 476 | - | 3,380 | 2,390 | - | 4,156 | 3,166 | - | 3,856 |
| 1982-83 | 807 | 1,537 | - | 3,620 | 2,540 | - | 4,427 | 3,347 | - | 5,157 |
| 1983-84 | 907 | 1,737 | - | 3,730 | 2,595 | - | 4,637 | 3,502 | - | 5,467 |
| 1984-85 | 977 | 1,877 | - | 3,870 | 2,670 | - | 4,847 | 3,647 | - | 5,747 |
| 1985-86 | 1,067 | 2,057 | - | 4,010 | 2,750 | - | 5,077 | 3,817 | - | 6,067 |
| 1986-87 | 1,197 | 2,317 | - | 4,303 | 2,853 | - | 5,500 | 4,050 | - | 6,620 |
| 1987-88 | 1,257 | 2,437 | - | 4,393 | 2,893 | - | 5,650 | 4,150 | - | 6,830 |
| 1988-89 | 1,327 | 2,577 | - | 4,598 | 3,173 | - | 5,925 | 4,500 | - | 7,150 |
| 1989-90 | 1,397 | 2,697 | - | 4,803 | 3,328 | - | 6,200 | 4,725 | - | 7,500 |
| 1990-91 | 1,397 | 2,697 | - | 5,652 | 3,402 | - | 7,049 | 4,799 | - | 8,349 |
| 1991-92 | 1,548 | 2,998 | - | 5,857 | 3,502 | - | 7,405 | 5,050 | - | 8,855 |
| 1992-93 | 1,698 | 3,298 | - | 6,052 | 3,577 | - | 7,750 | 5,275 | - | 9,350 |
| Broome Community College | | | | | | | | | | |
| 1980-81 | 796 | 1,526 | - | 3,387 | 2,137 | - | 4,183 | 2,933 | - | 4,913 |
| 1981-82 | 866 | 1,666 | - | 3,650 | 2,200 | - | 4,516 | 3,066 | - | 5,316 |
| 1982-83 | 863 | 1,663 | - | 3,650 | 2,200 | - | 4,513 | 3,063 | - | 5,313 |
| 1983-84 | 913 | 1,763 | - | 3,650 | 2,200 | - | 4,563 | 3,113 | - | 5,413 |
| 1984-85 | 1,013 | 1,963 | - | 3,650 | 2,200 | - | 4,663 | 3,213 | - | 5,613 |
| 1985-86 | 1,008 | 1,958 | - | 3,790 | 2,250 | - | 4,798 | 3,258 | - | 5,748 |
| 1986-87 | 1,128 | 2,178 | - | 3,985 | 2,320 | - | 5,113 | 3,448 | - | 6,163 |
| 1987-88 | 1,328 | 2,578 | - | 4,844 | 2,310 | - | 6,172 | 3,638 | - | 7,422 |
| 1988-89 | 1,328 | 2,578 | - | 4,250 | 3,250 | - | 5,578 | 4,578 | - | 6,828 |
| 1989-90 | 1,378 | 2,678 | - | 5,710 | 3,250 | - | 7,088 | 4,628 | - | 8,388 |
| 1990-91 | 1,440 | 2,790 | - | 4,350 | 3,350 | - | 5,790 | 4,790 | - | 7,140 |
| 1991-92 | 1,590 | 3,090 | - | 5,414 | 3,350 | - | 7,004 | 4,940 | - | 8,504 |
| 1992-93 | 1,740 | 3,370 | - | 5,415 | 3,350 | - | 7,155 | 5,090 | - | 8,785 |
| Cayuga Community College | | | | | | | | | | |
| 1980-81 | 885 | 1,685 | - | 3,250 | 1,925 | - | 4,135 | 2,810 | - | 4,935 |
| 1981-82 | 984 | 1,884 | - | 3,270 | 2,280 | - | 4,254 | 3,264 | - | 5,154 |
| 1982-83 | 1,074 | 1,964 | - | 3,400 | 2,310 | - | 4,474 | 3,384 | - | 5,364 |
| 1983-84 | 1,126 | 2,166 | - | 3,550 | 2,360 | - | 4,676 | 3,486 | - | 5,716 |
| 1984-85 | 1,126 | 2,166 | - | 3,750 | 2,430 | - | 4,876 | 3,556 | - | 5,916 |
| 1985-86 | 1,209 | 2,329 | - | 3,940 | 2,300 | - | 5,149 | 3,509 | - | 6,269 |
| 1986-87 | 1,322 | 2,522 | - | 4,070 | 2,288 | - | 5,392 | 3,610 | - | 6,592 |
| 1987-88 | 1,421 | 2,731 | - | 4,275 | 3,130 | - | 5,696 | 4,551 | - | 7,006 |
| 1988-89 | 1,455 | 2,805 | - | 4,870 | 2,760 | - | 6,325 | 4,215 | - | 7,675 |
| 1989-90 | 1,419 | 2,769 | - | 4,495 | 3,360 | - | 5,914 | 4,779 | - | 7,264 |
| 1990-91 | 1,459 | 2,809 | - | 5,345 | 3,105 | - | 6,804 | 4,564 | - | 8,154 |
| 1991-92 | 1,833 | 3,483 | - | 5,945 | 3,535 | - | 7,778 | 5,368 | - | 9,428 |
| 1992-93 | 2,063 | 3,943 | - | 6,145 | 3,735 | - | 8,208 | 5,798 | - | 10,088 |

**Trends in Total Undergraduate Costs and Allowances Within Student Budgets
By Residency and Living Arrangement -- 1980/81 TO 1992/93
State University of New York**

| Academic Year | Fixed Costs: | | Variable Costs: | | | Fixed + Variable Costs | | | | |
|--|----------------|------------------|---------------------------|-----------------------------|----------------|-------------------------|-----------------------------|----------------|----------------------|-----------------------------|
| | Tuition & Fees | | Room, Board, Books, Other | | | New York State Resident | | | Non-resident | |
| | NYS Resident | Non-NYS Resident | Living in Res. Halls | Living in Non-Inst. Housing | Living at Home | Living in Res. Halls | Living in Non-Inst. Housing | Living at Home | Living in Res. Halls | Living in Non-Inst. Housing |
| Clinton Community College | | | | | | | | | | |
| 1980-81 | 827 | 1,577 | - | 3,170 | 2,165 | - | 3,997 | 2,992 | - | 4,747 |
| 1981-82 | 857 | 1,637 | - | 3,170 | 2,166 | - | 4,027 | 3,023 | - | 4,807 |
| 1982-83 | 977 | 1,877 | - | 3,910 | 2,659 | - | 4,887 | 3,636 | - | 5,787 |
| 1983-84 | 1,087 | 2,087 | - | 4,000 | 2,749 | - | 5,087 | 3,836 | - | 6,087 |
| 1984-85 | 1,137 | 2,187 | - | 4,000 | 2,749 | - | 5,137 | 3,886 | - | 6,187 |
| 1985-86 | 1,137 | 2,187 | - | 4,050 | 2,799 | - | 5,187 | 3,936 | - | 6,237 |
| 1986-87 | 1,187 | 2,287 | - | 4,000 | 2,749 | - | 5,187 | 3,936 | - | 6,287 |
| 1987-88 | 1,247 | 2,397 | - | 4,389 | 3,209 | - | 5,636 | 4,456 | - | 6,786 |
| 1988-89 | 1,297 | 2,497 | - | 5,209 | 3,439 | - | 6,506 | 4,736 | - | 7,706 |
| 1989-90 | 1,353 | 2,603 | - | 5,109 | 3,439 | - | 6,462 | 4,792 | - | 7,712 |
| 1990-91 | 1,408 | 2,708 | - | 5,254 | 3,539 | - | 6,662 | 4,947 | - | 7,962 |
| 1991-92 | 1,509 | 2,909 | - | 5,344 | 3,639 | - | 6,853 | 5,148 | - | 8,253 |
| 1992-93 | 1,708 | 3,308 | - | 5,639 | 3,639 | - | 7,347 | 5,347 | - | 8,947 |
| Columbia-Greene Community College | | | | | | | | | | |
| 1980-81 | 864 | 1,664 | - | 2,700 | 2,100 | - | 3,564 | 2,964 | - | 4,364 |
| 1981-82 | 864 | 1,824 | - | 2,700 | 2,300 | - | 3,564 | 3,164 | - | 4,524 |
| 1982-83 | 1,034 | 2,004 | - | 2,700 | 2,300 | - | 3,734 | 3,334 | - | 4,704 |
| 1983-84 | 1,094 | 2,124 | - | 2,700 | 2,300 | - | 3,794 | 3,394 | - | 4,824 |
| 1984-85 | 1,254 | 2,434 | - | 2,700 | 2,300 | - | 3,954 | 3,554 | - | 5,134 |
| 1985-86 | 1,246 | 2,426 | - | 2,850 | 2,450 | - | 4,096 | 3,696 | - | 5,276 |
| 1986-87 | 1,256 | 2,436 | - | 3,600 | 2,850 | - | 4,856 | 4,106 | - | 6,036 |
| 1987-88 | 1,256 | 2,436 | - | 3,650 | 2,900 | - | 4,906 | 4,156 | - | 6,086 |
| 1988-89 | 1,316 | 2,526 | - | 5,050 | 2,950 | - | 6,366 | 4,266 | - | 7,576 |
| 1989-90 | 1,346 | 2,586 | - | 5,150 | 3,050 | - | 6,496 | 4,396 | - | 7,736 |
| 1990-91 | 1,386 | 2,666 | - | 5,025 | 2,900 | - | 6,411 | 4,286 | - | 7,691 |
| 1991-92 | 1,686 | 3,266 | - | 5,800 | 3,700 | - | 7,486 | 5,386 | - | 9,066 |
| 1992-93 | 1,786 | 3,466 | - | 5,800 | 3,700 | - | 7,586 | 5,486 | - | 9,266 |
| Coming Community College | | | | | | | | | | |
| 1980-81 | 980 | 1,880 | - | 3,650 | 2,065 | - | 4,630 | 3,045 | - | 5,530 |
| 1981-82 | 1,060 | 2,040 | - | 3,525 | 2,295 | - | 4,585 | 3,355 | - | 5,565 |
| 1982-83 | 1,130 | 2,180 | - | 3,950 | 2,475 | - | 5,080 | 3,605 | - | 6,130 |
| 1983-84 | 1,270 | 2,470 | - | 4,260 | 2,475 | - | 5,530 | 3,745 | - | 6,730 |
| 1984-85 | 1,320 | 2,570 | - | 4,260 | 2,475 | - | 5,580 | 3,795 | - | 6,830 |
| 1985-86 | 1,325 | 2,650 | - | 5,565 | 2,375 | - | 6,890 | 3,700 | - | 8,215 |
| 1986-87 | 1,520 | 2,870 | - | 4,160 | 2,375 | - | 5,680 | 3,895 | - | 7,030 |
| 1987-88 | 1,450 | 2,800 | - | 5,270 | 3,680 | - | 6,720 | 5,130 | - | 8,070 |
| 1988-89 | 1,420 | 2,770 | - | 5,070 | 3,730 | - | 6,490 | 5,150 | - | 7,840 |
| 1989-90 | 1,460 | 2,810 | - | 5,130 | 3,530 | - | 6,590 | 4,990 | - | 7,940 |
| 1990-91 | 1,605 | 3,105 | - | 5,130 | 3,530 | - | 6,735 | 5,135 | - | 8,235 |
| 1991-92 | 1,870 | 3,620 | - | 5,304 | 3,604 | - | 7,174 | 5,474 | - | 8,924 |
| 1992-93 | 2,146 | 4,146 | - | 5,305 | 3,605 | - | 7,451 | 5,751 | - | 9,451 |
| Dutchess Community College | | | | | | | | | | |
| 1980-81 | 815 | 1,565 | - | 3,650 | 2,100 | - | 4,465 | 2,915 | - | 5,215 |
| 1981-82 | 865 | 1,665 | - | 3,860 | 2,255 | - | 4,725 | 3,120 | - | 5,525 |
| 1982-83 | 965 | 1,865 | - | 4,500 | 2,490 | - | 5,465 | 3,455 | - | 6,365 |
| 1983-84 | 1,115 | 2,165 | - | 4,415 | 2,575 | - | 5,530 | 3,690 | - | 6,580 |
| 1984-85 | 1,215 | 2,365 | - | 4,800 | 2,660 | - | 6,015 | 3,875 | - | 7,165 |
| 1985-86 | 1,215 | 2,365 | - | 4,950 | 2,750 | - | 6,165 | 3,965 | - | 7,315 |
| 1986-87 | 1,315 | 2,565 | - | 5,000 | 2,790 | - | 6,315 | 4,105 | - | 7,565 |
| 1987-88 | 1,415 | 2,765 | - | 5,000 | 2,790 | - | 6,415 | 4,205 | - | 7,765 |
| 1988-89 | 1,415 | 2,765 | - | 5,050 | 2,840 | - | 6,465 | 4,255 | - | 7,815 |
| 1989-90 | 1,415 | 2,765 | - | 5,325 | 3,025 | - | 6,740 | 4,440 | - | 8,090 |
| 1990-91 | 1,445 | 2,795 | - | 5,700 | 3,200 | - | 7,145 | 4,645 | - | 8,495 |
| 1991-92 | 1,645 | 3,195 | - | 6,025 | 3,425 | - | 7,670 | 5,070 | - | 9,220 |
| 1992-93 | 1,745 | 3,395 | - | 6,030 | 3,430 | - | 7,775 | 5,175 | - | 9,425 |

**Trends in Total Undergraduate Costs and Allowances Within Student Budgets
By Residency and Living Arrangement -- 1980/81 TO 1992/93
State University of New York**

| Academic Year | Fixed Costs: | | Variable Costs: | | | Fixed + Variable Costs | | | | |
|--|----------------|------------------|---------------------------|-----------------------------|----------------|-------------------------|-----------------------------|----------------|----------------------|-----------------------------|
| | Tuition & Fees | | Room, Board, Books, Other | | | New York State Resident | | | Non-resident | |
| | NYS Resident | Non-NYS Resident | Living in Res. Halls | Living in Non-Inst. Housing | Living at Home | Living in Res. Halls | Living in Non-Inst. Housing | Living at Home | Living in Res. Halls | Living in Non-Inst. Housing |
| Erie Community College | | | | | | | | | | |
| 1980-81 | 798 | 1,538 | - | 2,690 | 2,070 | - | 3,488 | 2,868 | - | 4,228 |
| 1981-82 | 858 | 1,658 | - | 2,990 | 2,350 | - | 3,848 | 3,208 | - | 4,648 |
| 1982-83 | 930 | 1,800 | - | 3,430 | 2,490 | - | 4,360 | 3,420 | - | 5,230 |
| 1983-84 | 960 | 1,860 | - | 3,580 | 2,590 | - | 4,540 | 3,550 | - | 5,440 |
| 1984-85 | 985 | 2,835 | - | 3,580 | 2,590 | - | 4,565 | 3,575 | - | 6,415 |
| 1985-86 | 1,146 | 3,306 | - | 4,450 | 2,800 | - | 5,596 | 3,946 | - | 7,756 |
| 1986-87 | 1,282 | 3,642 | - | 4,600 | 2,950 | - | 5,882 | 4,232 | - | 8,242 |
| 1987-88 | 1,384 | 2,664 | - | 5,603 | 2,980 | - | 6,987 | 4,364 | - | 8,267 |
| 1988-89 | 1,454 | 2,804 | - | 5,550 | 3,600 | - | 7,004 | 5,054 | - | 8,354 |
| 1989-90 | 1,454 | 2,804 | - | 5,600 | 3,700 | - | 7,054 | 5,154 | - | 8,404 |
| 1990-91 | 1,410 | 2,760 | - | 5,800 | 3,800 | - | 7,210 | 5,210 | - | 8,560 |
| 1991-92 | 1,590 | 3,120 | - | 6,100 | 4,000 | - | 7,690 | 5,590 | - | 9,220 |
| 1992-93 | 1,900 | 3,730 | - | 6,300 | 4,020 | - | 8,200 | 5,920 | - | 10,030 |
| Fashion Institute of Technology | | | | | | | | | | |
| 1980-81 | 980 | 1,880 | 3,630 | 4,850 | 2,200 | 4,610 | 5,830 | 3,180 | 5,510 | 6,730 |
| 1981-82 | 1,010 | 1,910 | 4,200 | 6,200 | 2,820 | 5,210 | 7,210 | 3,830 | 6,110 | 8,110 |
| 1982-83 | 1,160 | 2,210 | 4,425 | 6,545 | 2,980 | 5,585 | 7,705 | 4,140 | 6,635 | 8,755 |
| 1983-84 | 1,310 | 2,510 | 4,825 | 6,825 | 3,220 | 6,135 | 8,135 | 4,530 | 7,335 | 9,335 |
| 1984-85 | 1,500 | 2,850 | 5,160 | 6,865 | 3,320 | 6,660 | 8,365 | 4,820 | 8,010 | 9,715 |
| 1985-86 | 1,500 | 2,850 | 5,360 | 6,875 | 3,270 | 6,860 | 8,375 | 4,770 | 8,210 | 9,725 |
| 1986-87 | 1,500 | 2,850 | 5,537 | 6,350 | 3,350 | 7,037 | 7,850 | 4,850 | 8,387 | 9,200 |
| 1987-88 | 1,500 | 2,850 | 5,982 | 8,090 | 3,850 | 7,482 | 9,590 | 5,350 | 8,832 | 10,940 |
| 1988-89 | 1,500 | 2,850 | 6,315 | 8,090 | 4,000 | 7,815 | 9,590 | 5,500 | 9,165 | 10,940 |
| 1989-90 | 1,560 | 3,460 | 6,995 | 8,540 | 4,100 | 8,555 | 10,100 | 5,660 | 10,455 | 12,000 |
| 1990-91 | 1,710 | 4,060 | 7,398 | 8,700 | 4,300 | 9,108 | 10,410 | 6,010 | 11,458 | 12,760 |
| 1991-92 | 1,960 | 4,360 | 7,520 | 8,700 | 4,400 | 9,480 | 10,660 | 6,360 | 11,880 | 13,060 |
| 1992-93 | 2,210 | 4,860 | 7,455 | 8,700 | 4,400 | 9,665 | 10,910 | 6,610 | 12,315 | 13,560 |
| Finger Lakes Community College | | | | | | | | | | |
| 1980-81 | 921 | 1,681 | - | 2,835 | 1,750 | - | 3,756 | 2,671 | - | 4,516 |
| 1981-82 | 1,005 | 1,917 | - | 2,890 | 2,080 | - | 3,895 | 3,085 | - | 4,807 |
| 1982-83 | 1,029 | 1,965 | - | 2,995 | 1,845 | - | 4,024 | 2,874 | - | 4,960 |
| 1983-84 | 1,210 | 2,310 | - | 3,470 | 2,270 | - | 4,680 | 3,480 | - | 5,780 |
| 1984-85 | 1,334 | 2,558 | - | 3,607 | 2,257 | - | 4,941 | 3,591 | - | 6,165 |
| 1985-86 | 1,334 | 2,558 | - | 3,616 | 2,266 | - | 4,950 | 3,600 | - | 6,174 |
| 1986-87 | 1,406 | 2,702 | - | 3,566 | 2,244 | - | 4,972 | 3,650 | - | 5,268 |
| 1987-88 | 1,464 | 2,808 | - | 4,436 | 2,386 | - | 5,900 | 3,850 | - | 7,244 |
| 1988-89 | 1,470 | 2,820 | - | 4,530 | 2,530 | - | 6,000 | 4,000 | - | 7,350 |
| 1989-90 | 1,470 | 2,820 | - | 4,855 | 2,905 | - | 6,325 | 4,375 | - | 7,675 |
| 1990-91 | 1,470 | 2,820 | - | 5,330 | 3,030 | - | 6,800 | 4,500 | - | 8,150 |
| 1991-92 | 1,775 | 3,425 | - | 5,530 | 3,350 | - | 7,305 | 5,125 | - | 8,955 |
| 1992-93 | 1,910 | 3,690 | - | 5,610 | 3,380 | - | 7,520 | 5,290 | - | 9,300 |
| Fulton-Montgomery Community College | | | | | | | | | | |
| 1980-81 | 920 | 1,770 | - | 2,800 | 1,200 | - | 3,720 | 2,120 | - | 4,570 |
| 1981-82 | 933 | 1,783 | - | 3,100 | 2,000 | - | 4,033 | 2,933 | - | 4,883 |
| 1982-83 | 933 | 1,783 | - | 3,245 | 2,175 | - | 4,178 | 3,108 | - | 5,028 |
| 1983-84 | 933 | 1,783 | - | 3,245 | 2,175 | - | 4,178 | 3,108 | - | 5,028 |
| 1984-85 | 1,073 | 2,063 | - | 3,245 | 2,175 | - | 4,318 | 3,248 | - | 5,308 |
| 1985-86 | 1,073 | 2,063 | - | 3,445 | 2,175 | - | 4,518 | 3,248 | - | 5,508 |
| 1986-87 | 1,243 | 2,393 | - | 3,445 | 2,175 | - | 4,688 | 3,418 | - | 5,838 |
| 1987-88 | 1,368 | 2,643 | - | 3,845 | 2,175 | - | 5,213 | 3,543 | - | 6,488 |
| 1988-89 | 1,443 | 2,793 | - | 4,155 | 2,780 | - | 5,598 | 4,223 | - | 6,948 |
| 1989-90 | 1,446 | 2,796 | - | 4,125 | 2,750 | - | 5,571 | 4,196 | - | 6,921 |
| 1990-91 | 1,446 | 2,796 | - | 4,125 | 2,750 | - | 5,571 | 4,196 | - | 6,921 |
| 1991-92 | 1,847 | 3,597 | - | 4,910 | 3,110 | - | 6,757 | 4,957 | - | 8,507 |
| 1992-93 | 1,997 | 3,897 | - | 5,260 | 3,460 | - | 7,257 | 5,457 | - | 9,157 |

**Trends in Total Undergraduate Costs and Allowances Within Student Budgets
By Residency and Living Arrangement -- 1980/81 TO 1992/93
State University of New York**

| Academic Year | Fixed Costs: | | Variable Costs: | | | Fixed + Variable Costs | | | | |
|--|----------------|------------------|---------------------------|-----------------------------|----------------|-------------------------|-----------------------------|----------------|----------------------|-----------------------------|
| | Tuition & Fees | | Room, Board, Books, Other | | | New York State Resident | | | Non-resident | |
| | NYS Resident | Non-NYS Resident | Living in Res. Halls | Living in Non-Inst. Housing | Living at Home | Living in Res. Halls | Living in Non-Inst. Housing | Living at Home | Living in Res. Halls | Living in Non-Inst. Housing |
| Genesee Community College | | | | | | | | | | |
| 1980-81 | 768 | 1,468 | - | 2,830 | 2,230 | - | 3,598 | 2,998 | - | 4,298 |
| 1981-82 | 871 | 1,671 | - | 2,730 | 2,630 | - | 3,601 | 3,501 | - | 4,401 |
| 1982-83 | 870 | 1,670 | - | 2,930 | 2,130 | - | 3,800 | 3,000 | - | 4,600 |
| 1983-84 | 970 | 1,870 | - | 2,980 | 1,980 | - | 3,950 | 2,950 | - | 4,850 |
| 1984-85 | 1,071 | 2,071 | - | 2,930 | 1,930 | - | 4,001 | 3,001 | - | 5,001 |
| 1985-86 | 1,188 | 2,288 | - | 3,270 | 2,120 | - | 4,458 | 3,308 | - | 5,558 |
| 1986-87 | 1,293 | 2,493 | - | 3,520 | 2,120 | - | 4,813 | 3,413 | - | 6,013 |
| 1987-88 | 1,301 | 2,501 | - | 3,500 | 3,020 | - | 4,801 | 4,321 | - | 6,001 |
| 1988-89 | 1,301 | 2,501 | - | 3,800 | 3,050 | - | 5,101 | 4,351 | - | 6,301 |
| 1989-90 | 1,351 | 2,601 | - | 4,100 | 3,100 | - | 5,451 | 4,451 | - | 6,701 |
| 1990-91 | 1,350 | 2,600 | - | 4,500 | 3,150 | - | 5,850 | 4,500 | - | 7,100 |
| 1991-92 | 1,674 | 3,224 | - | 4,790 | 3,190 | - | 6,464 | 4,864 | - | 8,014 |
| 1992-93 | 1,950 | 3,750 | - | 4,850 | 3,250 | - | 6,800 | 5,200 | - | 8,600 |
| Herkimer Community College | | | | | | | | | | |
| 1980-81 | 670 | 1,270 | - | 2,500 | 1,850 | - | 3,170 | 2,520 | - | 3,770 |
| 1981-82 | 670 | 1,270 | - | 2,700 | 2,050 | - | 3,370 | 2,720 | - | 3,970 |
| 1982-83 | 680 | 1,280 | - | 2,700 | 2,050 | - | 3,380 | 2,730 | - | 3,980 |
| 1983-84 | 860 | 1,640 | - | 3,050 | 2,000 | - | 3,910 | 2,860 | - | 4,690 |
| 1984-85 | 940 | 1,800 | - | 3,250 | 2,450 | - | 4,190 | 3,390 | - | 5,050 |
| 1985-86 | 1,050 | 2,010 | - | 3,350 | 2,450 | - | 4,400 | 3,500 | - | 5,360 |
| 1986-87 | 1,150 | 2,210 | - | 3,350 | 2,450 | - | 4,500 | 3,600 | - | 5,560 |
| 1987-88 | 1,255 | 2,405 | - | 3,500 | 2,600 | - | 4,755 | 3,855 | - | 5,905 |
| 1988-89 | 1,345 | 2,570 | - | 4,150 | 2,950 | - | 5,495 | 4,295 | - | 6,720 |
| 1989-90 | 1,470 | 2,820 | - | 4,350 | 3,100 | - | 5,820 | 4,570 | - | 7,170 |
| 1990-91 | 1,470 | 2,820 | - | 4,650 | 3,300 | - | 6,120 | 4,770 | - | 7,470 |
| 1991-92 | 1,630 | 3,130 | - | 5,340 | 3,590 | - | 6,970 | 5,220 | - | 8,470 |
| 1992-93 | 1,840 | 3,540 | - | 5,870 | 3,520 | - | 7,710 | 5,360 | - | 9,410 |
| Hudson Valley Community College | | | | | | | | | | |
| 1980-81 | 848 | 1,598 | - | 3,020 | 1,565 | - | 3,868 | 2,413 | - | 4,618 |
| 1981-82 | 848 | 1,598 | - | 3,565 | 1,898 | - | 4,413 | 2,746 | - | 5,163 |
| 1982-83 | 948 | 1,998 | - | 3,000 | 2,274 | - | 3,948 | 3,222 | - | 4,998 |
| 1983-84 | 1,088 | 2,278 | - | 3,300 | 2,439 | - | 4,388 | 3,527 | - | 5,578 |
| 1984-85 | 1,165 | 2,455 | - | 3,550 | 2,699 | - | 4,715 | 3,864 | - | 6,005 |
| 1985-86 | 1,165 | 2,455 | - | 3,720 | 2,785 | - | 4,885 | 3,950 | - | 6,175 |
| 1986-87 | 1,279 | 2,659 | - | 3,950 | 2,900 | - | 5,229 | 4,179 | - | 6,609 |
| 1987-88 | 1,279 | 2,659 | - | 3,950 | 2,900 | - | 5,229 | 4,179 | - | 6,609 |
| 1988-89 | 1,279 | 2,659 | - | 4,050 | 3,000 | - | 5,329 | 4,279 | - | 6,709 |
| 1989-90 | 1,279 | 2,659 | - | 4,050 | 3,000 | - | 5,329 | 4,279 | - | 6,709 |
| 1990-91 | 1,279 | 2,659 | - | 4,425 | 3,275 | - | 5,704 | 4,554 | - | 7,084 |
| 1991-92 | 1,409 | 2,909 | - | 4,750 | 3,450 | - | 6,159 | 4,859 | - | 7,659 |
| 1992-93 | 1,562 | 3,212 | - | 4,925 | 3,575 | - | 6,487 | 5,137 | - | 8,137 |
| Jamestown Community College | | | | | | | | | | |
| 1980-81 | 830 | 1,610 | - | 2,300 | 1,750 | - | 3,130 | 2,580 | - | 3,910 |
| 1981-82 | 860 | 1,670 | - | 3,200 | 2,300 | - | 4,060 | 3,160 | - | 4,870 |
| 1982-83 | 982 | 1,882 | - | 3,490 | 2,500 | - | 4,472 | 3,482 | - | 5,372 |
| 1983-84 | 1,132 | 2,182 | - | 3,490 | 2,500 | - | 4,622 | 3,632 | - | 5,672 |
| 1984-85 | 1,150 | 2,200 | - | 3,490 | 2,500 | - | 4,640 | 3,650 | - | 5,690 |
| 1985-86 | 1,192 | 2,292 | - | 3,490 | 2,500 | - | 4,682 | 3,692 | - | 5,782 |
| 1986-87 | 1,296 | 2,496 | - | 3,750 | 2,450 | - | 5,046 | 3,746 | - | 6,246 |
| 1987-88 | 1,415 | 2,715 | - | 3,850 | 2,550 | - | 5,265 | 3,965 | - | 6,565 |
| 1988-89 | 1,468 | 2,818 | - | 3,788 | 2,588 | - | 5,256 | 4,056 | - | 6,606 |
| 1989-90 | 1,510 | 2,860 | - | 3,750 | 2,550 | - | 5,260 | 4,060 | - | 6,610 |
| 1990-91 | 1,500 | 2,850 | - | 3,850 | 2,650 | - | 5,350 | 4,150 | - | 6,700 |
| 1991-92 | 1,800 | 3,400 | - | 4,600 | 3,400 | - | 6,400 | 5,200 | - | 8,000 |
| 1992-93 | 2,025 | 3,825 | - | 4,600 | 3,400 | - | 6,625 | 5,425 | - | 8,425 |

**Trends in Total Undergraduate Costs and Allowances Within Student Budgets
By Residency and Living Arrangement -- 1980/81 TO 1992/93
State University of New York**

| Academic Year | Fixed Costs: | | Variable Costs: | | | Fixed + Variable Costs | | | | |
|--|----------------|------------------|---------------------------|-----------------------------|----------------|-------------------------|-----------------------------|----------------|----------------------|-----------------------------|
| | Tuition & Fees | | Room, Board, Books, Other | | | New York State Resident | | | Non-resident | |
| | NYS Resident | Non-NYS Resident | Living in Res. Halls | Living in Non-Inst. Housing | Living at Home | Living in Res. Halls | Living in Non-Inst. Housing | Living at Home | Living in Res. Halls | Living in Non-Inst. Housing |
| Jefferson Community College | | | | | | | | | | |
| 1980-81 | 940 | 1,780 | - | 2,450 | 1,700 | - | 3,390 | 2,640 | - | 4,230 |
| 1981-82 | 990 | 1,890 | - | 2,810 | 2,110 | - | 3,800 | 3,100 | - | 4,700 |
| 1982-83 | 1,080 | 2,060 | - | 2,810 | 2,110 | - | 3,890 | 3,190 | - | 4,870 |
| 1983-84 | 1,220 | 2,340 | - | 2,810 | 2,110 | - | 4,030 | 3,330 | - | 5,150 |
| 1984-85 | 1,298 | 2,498 | - | 3,690 | 2,180 | - | 4,988 | 3,478 | - | 6,188 |
| 1985-86 | 1,384 | 1,384 | - | 3,690 | 2,180 | - | 5,074 | 3,564 | - | 5,074 |
| 1986-87 | 1,448 | 1,448 | - | 3,680 | 2,180 | - | 5,128 | 3,628 | - | 5,128 |
| 1987-88 | 1,465 | 1,465 | - | 3,690 | 2,345 | - | 5,155 | 3,810 | - | 5,155 |
| 1988-89 | 1,426 | 1,426 | - | 4,734 | 2,580 | - | 6,160 | 4,006 | - | 6,160 |
| 1989-90 | 1,471 | 2,821 | - | 4,660 | 4,310 | - | 6,131 | 5,781 | - | 7,481 |
| 1990-91 | 1,487 | 2,837 | - | 6,160 | 5,410 | - | 7,647 | 6,897 | - | 8,997 |
| 1991-92 | 1,539 | 2,939 | - | 5,064 | 3,410 | - | 6,603 | 4,949 | - | 8,003 |
| 1992-93 | 1,676 | 3,140 | - | 5,064 | 3,410 | - | 6,740 | 5,086 | - | 8,204 |
| Mohawk Valley Community College | | | | | | | | | | |
| 1980-81 | 885 | 1,695 | 2,664 | 2,571 | 1,800 | 3,549 | 3,456 | 2,685 | 4,359 | 4,266 |
| 1981-82 | 975 | 1,875 | 2,759 | 3,350 | 2,250 | 3,734 | 4,325 | 3,225 | 4,634 | 5,225 |
| 1982-83 | 1,074 | 2,074 | 3,070 | 3,670 | 2,350 | 4,144 | 4,744 | 3,424 | 5,144 | 5,744 |
| 1983-84 | 1,235 | 3,535 | 3,285 | 3,775 | 2,375 | 4,520 | 5,010 | 3,610 | 6,820 | 7,310 |
| 1984-85 | 1,235 | 3,535 | 3,415 | 4,075 | 2,325 | 4,650 | 5,310 | 3,560 | 6,950 | 7,610 |
| 1985-86 | 1,237 | 2,387 | 3,560 | 4,310 | 2,400 | 4,797 | 5,547 | 3,637 | 5,947 | 6,697 |
| 1986-87 | 1,341 | 2,591 | 3,720 | 4,385 | 2,425 | 5,061 | 5,726 | 3,766 | 6,311 | 6,976 |
| 1987-88 | 1,397 | 2,697 | 4,035 | 4,685 | 2,575 | 5,432 | 6,082 | 3,972 | 6,732 | 7,382 |
| 1988-89 | 1,447 | 2,797 | 4,330 | 4,840 | 3,000 | 5,777 | 6,287 | 4,447 | 7,127 | 7,637 |
| 1989-90 | 1,451 | 2,801 | 4,447 | 5,075 | 3,075 | 5,898 | 6,526 | 4,526 | 7,248 | 7,876 |
| 1990-91 | 1,451 | 2,801 | 4,800 | 5,430 | 3,280 | 6,251 | 6,881 | 4,731 | 7,601 | 8,231 |
| 1991-92 | 1,811 | 3,511 | 5,451 | 5,953 | 3,663 | 7,262 | 7,764 | 5,474 | 8,962 | 9,464 |
| 1992-93 | 2,111 | 4,111 | 5,676 | 6,199 | 3,789 | 7,787 | 8,310 | 5,900 | 9,787 | 10,310 |
| Monroe Community College | | | | | | | | | | |
| 1980-81 | 960 | 1,860 | - | 3,090 | 1,990 | - | 4,050 | 2,950 | - | 4,950 |
| 1981-82 | 962 | 1,862 | - | 3,240 | 2,115 | - | 4,202 | 3,077 | - | 5,102 |
| 1982-83 | 1,062 | 2,062 | - | 3,690 | 2,565 | - | 4,752 | 3,627 | - | 5,752 |
| 1983-84 | 1,222 | 2,382 | - | 3,490 | 2,365 | - | 4,712 | 3,587 | - | 5,872 |
| 1984-85 | 1,222 | 2,382 | - | 3,490 | 2,365 | - | 4,712 | 3,587 | - | 5,872 |
| 1985-86 | 1,284 | 2,484 | - | 3,545 | 3,545 | - | 4,829 | 4,829 | - | 6,029 |
| 1986-87 | 1,364 | 2,644 | - | 4,105 | 2,580 | - | 5,469 | 3,944 | - | 6,749 |
| 1987-88 | 1,449 | 2,799 | - | 4,430 | 3,030 | - | 5,879 | 4,479 | - | 7,229 |
| 1988-89 | 1,434 | 2,784 | - | 4,330 | 3,330 | - | 5,764 | 4,764 | - | 7,114 |
| 1989-90 | 1,448 | 2,798 | - | 4,330 | 3,330 | - | 5,778 | 4,778 | - | 7,128 |
| 1990-91 | 1,534 | 2,964 | - | 4,930 | 3,330 | - | 6,464 | 4,864 | - | 7,894 |
| 1991-92 | 1,872 | 3,622 | - | 5,125 | 3,525 | - | 6,997 | 5,397 | - | 8,747 |
| 1992-93 | 2,200 | 4,175 | - | 5,125 | 3,525 | - | 7,325 | 5,725 | - | 9,300 |
| Nassau Community College | | | | | | | | | | |
| 1980-81 | 950 | 1,850 | - | - | 1,700 | - | - | 2,650 | - | - |
| 1981-82 | 950 | 1,850 | - | - | 1,600 | - | - | 2,550 | - | - |
| 1982-83 | 960 | 1,860 | - | - | 2,200 | - | - | 3,160 | - | - |
| 1983-84 | 1,110 | 2,160 | - | - | 2,580 | - | - | 3,690 | - | - |
| 1984-85 | 1,220 | 2,370 | - | 3,100 | 3,100 | - | 4,320 | 4,320 | - | 5,470 |
| 1985-86 | 1,300 | 2,530 | - | 3,350 | 3,350 | - | 4,650 | 4,650 | - | 5,880 |
| 1986-87 | 1,450 | 2,780 | - | 3,600 | 3,600 | - | 5,050 | 5,050 | - | 6,380 |
| 1987-88 | 1,520 | 2,870 | - | 4,300 | 4,300 | - | 5,820 | 5,820 | - | 7,170 |
| 1988-89 | 1,489 | 2,839 | - | 4,550 | 4,550 | - | 6,039 | 6,039 | - | 7,389 |
| 1989-90 | 1,500 | 2,850 | - | 5,210 | 5,210 | - | 6,710 | 6,710 | - | 8,060 |
| 1990-91 | 1,610 | 3,060 | - | 8,950 | 5,480 | - | 10,560 | 7,090 | - | 12,010 |
| 1991-92 | 1,814 | 3,464 | - | 9,148 | 5,590 | - | 10,962 | 7,404 | - | 12,612 |
| 1992-93 | 2,018 | 3,868 | - | 7,709 | 5,194 | - | 9,727 | 7,212 | - | 11,577 |

**Trends in Total Undergraduate Costs and Allowances Within Student Budgets
By Residency and Living Arrangement -- 1980/81 TO 1992/93
State University of New York**

| Academic Year | Fixed Costs: | | Variable Costs: | | | Fixed + Variable Costs | | | | |
|--|----------------|------------------|---------------------------|-----------------------------|----------------|-------------------------|-----------------------------|----------------|----------------------|-----------------------------|
| | Tuition & Fees | | Room, Board, Books, Other | | | New York State Resident | | | Non-resident | |
| | NYS Resident | Non-NYS Resident | Living in Res. Halls | Living in Non-Inst. Housing | Living at Home | Living in Res. Halls | Living in Non-Inst. Housing | Living at Home | Living in Res. Halls | Living in Non-Inst. Housing |
| Niagara Community College | | | | | | | | | | |
| 1980-81 | 850 | 1,650 | - | 2,775 | 2,475 | - | 3,625 | 3,325 | - | 4,425 |
| 1981-82 | 850 | 1,650 | - | 2,825 | 2,525 | - | 3,675 | 3,375 | - | 4,475 |
| 1982-83 | 920 | 2,010 | - | 2,925 | 2,575 | - | 3,845 | 3,495 | - | 4,935 |
| 1983-84 | 1,100 | 2,150 | - | 2,925 | 2,575 | - | 4,025 | 3,675 | - | 5,075 |
| 1984-85 | 1,100 | 2,150 | - | 2,950 | 2,600 | - | 4,050 | 3,700 | - | 5,100 |
| 1985-86 | 1,100 | 2,150 | - | 2,900 | 2,600 | - | 4,000 | 3,700 | - | 5,050 |
| 1986-87 | 1,200 | 2,330 | - | 2,925 | 2,625 | - | 4,125 | 3,825 | - | 5,255 |
| 1987-88 | 1,190 | 2,320 | - | 2,975 | 2,675 | - | 4,165 | 3,865 | - | 5,295 |
| 1988-89 | 1,340 | 2,620 | - | 5,175 | 3,375 | - | 6,515 | 4,715 | - | 7,795 |
| 1989-90 | 1,340 | 2,620 | - | 5,200 | 3,100 | - | 6,540 | 4,440 | - | 7,820 |
| 1990-91 | 1,350 | 2,630 | - | 5,200 | 3,100 | - | 6,550 | 4,450 | - | 7,830 |
| 1991-92 | 1,680 | 3,280 | - | 5,225 | 3,125 | - | 6,905 | 4,805 | - | 8,505 |
| 1992-93 | 1,780 | 3,480 | - | 5,320 | 3,220 | - | 7,100 | 5,000 | - | 8,800 |
| North Country Community College | | | | | | | | | | |
| 1980-81 | 882 | 1,672 | - | 2,700 | 2,250 | - | 3,582 | 3,132 | - | 4,372 |
| 1981-82 | 893 | 1,683 | - | 3,100 | 2,450 | - | 3,993 | 3,343 | - | 4,783 |
| 1982-83 | 1,003 | 1,903 | - | 3,350 | 2,500 | - | 4,353 | 3,503 | - | 5,253 |
| 1983-84 | 1,028 | 1,953 | - | 3,850 | 2,600 | - | 4,878 | 3,628 | - | 5,803 |
| 1984-85 | 1,200 | 2,300 | - | 3,775 | 2,800 | - | 4,975 | 4,000 | - | 6,075 |
| 1985-86 | 1,255 | 2,405 | - | 3,900 | 2,800 | - | 5,155 | 4,055 | - | 6,305 |
| 1986-87 | 1,355 | 2,605 | - | 4,000 | 2,800 | - | 5,355 | 4,155 | - | 6,605 |
| 1987-88 | 1,430 | 2,755 | - | 4,170 | 2,970 | - | 5,600 | 4,400 | - | 6,925 |
| 1988-89 | 1,430 | 2,755 | - | 4,250 | 3,050 | - | 5,680 | 4,480 | - | 7,005 |
| 1989-90 | 1,455 | 2,805 | - | 4,645 | 3,045 | - | 6,100 | 4,500 | - | 7,450 |
| 1990-91 | 1,455 | 2,805 | - | 5,145 | 3,345 | - | 6,600 | 4,800 | - | 7,950 |
| 1991-92 | 1,705 | 3,305 | - | 5,495 | 3,845 | - | 7,200 | 5,550 | - | 8,800 |
| 1992-93 | 1,905 | 3,705 | - | 5,595 | 3,845 | - | 7,500 | 5,750 | - | 9,300 |
| Onondaga Community College | | | | | | | | | | |
| 1980-81 | 870 | 1,690 | - | 3,210 | 1,750 | - | 4,080 | 2,620 | - | 4,900 |
| 1981-82 | 1,026 | 2,002 | - | 3,830 | 2,350 | - | 4,856 | 3,376 | - | 5,832 |
| 1982-83 | 1,076 | 2,102 | - | 3,830 | 2,350 | - | 4,906 | 3,426 | - | 5,932 |
| 1983-84 | 1,100 | 3,200 | - | 4,250 | 2,500 | - | 5,350 | 3,600 | - | 7,450 |
| 1984-85 | 1,206 | 3,490 | - | 4,100 | 2,500 | - | 5,306 | 3,706 | - | 7,590 |
| 1985-86 | 1,264 | 3,664 | - | 4,070 | 2,500 | - | 5,334 | 3,764 | - | 7,734 |
| 1986-87 | 1,364 | 3,964 | - | 4,070 | 2,500 | - | 5,434 | 3,864 | - | 8,034 |
| 1987-88 | 1,414 | 4,114 | - | 4,120 | 2,550 | - | 5,534 | 3,964 | - | 8,234 |
| 1988-89 | 1,426 | 4,126 | - | 4,120 | 2,950 | - | 5,546 | 4,376 | - | 8,246 |
| 1989-90 | 1,434 | 4,134 | - | 5,685 | 3,000 | - | 7,119 | 4,434 | - | 9,819 |
| 1990-91 | 1,434 | 4,134 | - | 5,685 | 4,470 | - | 7,119 | 5,904 | - | 9,819 |
| 1991-92 | 1,632 | 4,712 | - | 5,685 | 4,470 | - | 7,317 | 6,102 | - | 10,397 |
| 1992-93 | 1,842 | 5,342 | - | 6,791 | 4,901 | - | 8,633 | 6,743 | - | 12,133 |
| Orange Community College | | | | | | | | | | |
| 1980-81 | 965 | 1,865 | - | 2,885 | 2,235 | - | 3,850 | 3,200 | - | 4,750 |
| 1981-82 | 965 | 1,865 | - | 3,255 | 2,535 | - | 4,220 | 3,500 | - | 5,120 |
| 1982-83 | 1,115 | 2,165 | - | 3,435 | 2,585 | - | 4,550 | 3,700 | - | 5,600 |
| 1983-84 | 1,217 | 2,369 | - | 3,727 | 2,607 | - | 4,944 | 3,824 | - | 6,096 |
| 1984-85 | 1,317 | 2,569 | - | 3,883 | 2,677 | - | 5,200 | 3,994 | - | 6,452 |
| 1985-86 | 1,337 | 2,589 | - | 3,963 | 2,813 | - | 5,300 | 4,150 | - | 6,552 |
| 1986-87 | 1,337 | 2,589 | - | 4,013 | 2,863 | - | 5,350 | 4,200 | - | 6,602 |
| 1987-88 | 1,385 | 2,685 | - | 4,113 | 2,913 | - | 5,498 | 4,298 | - | 6,798 |
| 1988-89 | 1,435 | 2,785 | - | 4,110 | 2,910 | - | 5,545 | 4,345 | - | 6,895 |
| 1989-90 | 1,435 | 2,785 | - | 5,165 | 3,665 | - | 6,600 | 5,100 | - | 7,950 |
| 1990-91 | 1,435 | 2,785 | - | 5,165 | 3,665 | - | 6,600 | 5,100 | - | 7,950 |
| 1991-92 | 1,750 | 3,400 | - | 6,555 | 4,505 | - | 8,305 | 6,255 | - | 9,955 |
| 1992-93 | 1,835 | 3,585 | - | 6,555 | 4,505 | - | 8,390 | 6,340 | - | 10,140 |

**Trends in Total Undergraduate Costs and Allowances Within Student Budgets
By Residency and Living Arrangement -- 1980/81 TO 1992/93
State University of New York**

| Academic Year | Fixed Costs: | | Variable Costs: | | | Fixed + Variable Costs | | | | |
|--------------------------------------|----------------|------------------|---------------------------|-----------------------------|----------------|-------------------------|-----------------------------|----------------|----------------------|-----------------------------|
| | Tuition & Fees | | Room, Board, Books, Other | | | New York State Resident | | | Non-resident | |
| | NYS Resident | Non-NYS Resident | Living in Res. Halls | Living in Non-Inst. Housing | Living at Home | Living in Res. Halls | Living in Non-Inst. Housing | Living at Home | Living in Res. Halls | Living in Non-Inst. Housing |
| Rockland Community College | | | | | | | | | | |
| 1980-81 | 864 | 1,684 | - | 4,040 | 2,540 | - | 4,904 | 3,404 | - | 5,724 |
| 1981-82 | 910 | 1,770 | - | 4,490 | 2,710 | - | 5,400 | 3,620 | - | 6,260 |
| 1982-83 | 950 | 1,850 | - | 4,708 | 2,768 | - | 5,658 | 3,718 | - | 6,558 |
| 1983-84 | 1,166 | 2,266 | - | 5,041 | 2,716 | - | 6,207 | 3,882 | - | 7,307 |
| 1984-85 | 1,166 | 2,266 | - | 5,210 | 2,750 | - | 6,376 | 3,916 | - | 7,476 |
| 1985-86 | 1,184 | 2,304 | - | 5,388 | 2,750 | - | 6,572 | 3,934 | - | 7,692 |
| 1986-87 | 1,184 | 2,304 | - | 5,538 | 2,750 | - | 6,722 | 3,934 | - | 7,842 |
| 1987-88 | 1,315 | 2,515 | - | 5,538 | 2,850 | - | 6,853 | 4,165 | - | 8,053 |
| 1988-89 | 1,401 | 2,701 | - | 7,550 | 3,200 | - | 8,951 | 4,601 | - | 10,251 |
| 1989-90 | 1,451 | 2,801 | - | 7,784 | 3,400 | - | 9,235 | 4,851 | - | 10,585 |
| 1990-91 | 1,451 | 2,801 | - | 8,248 | 3,500 | - | 9,699 | 4,951 | - | 11,049 |
| 1991-92 | 1,871 | 3,621 | - | 8,740 | 3,700 | - | 10,611 | 5,571 | - | 12,361 |
| 1992-93 | 2,070 | 4,020 | - | 8,840 | 3,800 | - | 10,910 | 5,870 | - | 12,860 |
| Schenectady Community College | | | | | | | | | | |
| 1980-81 | 922 | 1,762 | - | 2,710 | 1,810 | - | 3,632 | 2,732 | - | 4,472 |
| 1981-82 | 963 | 1,843 | - | 3,070 | 2,025 | - | 4,033 | 2,988 | - | 4,913 |
| 1982-83 | 1,063 | 2,043 | - | 3,196 | 2,050 | - | 4,259 | 3,113 | - | 5,239 |
| 1983-84 | 1,183 | 2,283 | - | 3,308 | 2,050 | - | 4,491 | 3,233 | - | 5,591 |
| 1984-85 | 1,183 | 2,283 | - | 3,426 | 2,050 | - | 4,609 | 3,233 | - | 5,709 |
| 1985-86 | 1,185 | 2,285 | - | 3,800 | 2,450 | - | 4,985 | 3,635 | - | 6,085 |
| 1986-87 | 1,293 | 2,483 | - | 5,200 | 2,800 | - | 6,493 | 4,093 | - | 7,683 |
| 1987-88 | 1,353 | 2,603 | - | 5,270 | 2,850 | - | 6,623 | 4,203 | - | 7,873 |
| 1988-89 | 1,453 | 2,803 | - | 5,420 | 3,050 | - | 6,873 | 4,503 | - | 8,223 |
| 1989-90 | 1,408 | 2,758 | - | 5,620 | 3,300 | - | 7,028 | 4,708 | - | 8,378 |
| 1990-91 | 1,483 | 2,908 | - | 5,920 | 3,650 | - | 7,403 | 5,133 | - | 8,828 |
| 1991-92 | 1,653 | 3,203 | - | 5,970 | 3,750 | - | 7,623 | 5,403 | - | 9,173 |
| 1992-93 | 1,853 | 3,603 | - | 5,970 | 3,750 | - | 7,823 | 5,603 | - | 9,573 |
| Suffolk Community College | | | | | | | | | | |
| 1980-81 | 866 | 1,656 | - | - | 2,244 | - | - | 3,110 | - | - |
| 1981-82 | 916 | 1,756 | - | - | 2,486 | - | - | 3,402 | - | - |
| 1982-83 | 938 | 1,798 | - | - | 2,486 | - | - | 3,424 | - | - |
| 1983-84 | 1,058 | 2,028 | - | - | 2,748 | - | - | 3,806 | - | - |
| 1984-85 | 1,196 | 2,256 | - | 5,874 | 3,126 | - | 7,070 | 4,322 | - | 8,130 |
| 1985-86 | 1,306 | 2,466 | - | 7,206 | 3,028 | - | 8,512 | 4,334 | - | 9,672 |
| 1986-87 | 1,376 | 2,636 | - | 8,316 | 3,366 | - | 9,692 | 4,742 | - | 10,952 |
| 1987-88 | 1,488 | 2,828 | - | 8,316 | 3,366 | - | 9,804 | 4,854 | - | 11,144 |
| 1988-89 | 1,458 | 2,808 | - | 10,260 | 4,360 | - | 11,718 | 5,818 | - | 13,068 |
| 1989-90 | 1,458 | 2,808 | - | 6,360 | 4,360 | - | 7,818 | 5,818 | - | 9,168 |
| 1990-91 | 1,460 | 2,810 | - | 6,534 | 4,484 | - | 7,994 | 5,944 | - | 9,344 |
| 1991-92 | 1,702 | 3,272 | - | 6,700 | 4,650 | - | 8,402 | 6,352 | - | 9,972 |
| 1992-93 | 1,966 | 3,816 | - | 6,700 | 4,650 | - | 8,666 | 6,616 | - | 10,516 |
| Sullivan Community College | | | | | | | | | | |
| 1980-81 | 894 | 1,694 | - | 3,320 | 1,650 | - | 4,214 | 2,544 | - | 5,014 |
| 1981-82 | 956 | 1,806 | - | 3,595 | 2,575 | - | 4,551 | 3,531 | - | 5,401 |
| 1982-83 | 1,056 | 2,481 | - | 4,094 | 2,050 | - | 5,150 | 3,106 | - | 6,575 |
| 1983-84 | 1,166 | 3,266 | - | 4,194 | 2,679 | - | 5,360 | 3,845 | - | 7,460 |
| 1984-85 | 1,322 | 3,272 | - | 4,194 | 2,679 | - | 5,516 | 4,001 | - | 7,466 |
| 1985-86 | 1,427 | 2,727 | - | 4,427 | 2,527 | - | 5,854 | 3,954 | - | 7,154 |
| 1986-87 | 1,510 | 2,860 | - | 4,680 | 2,580 | - | 6,190 | 4,090 | - | 7,540 |
| 1987-88 | 1,510 | 2,860 | - | 5,000 | 2,700 | - | 6,510 | 4,210 | - | 7,860 |
| 1988-89 | 1,486 | 2,836 | - | 5,350 | 3,100 | - | 6,836 | 4,586 | - | 8,186 |
| 1989-90 | 1,496 | 3,146 | - | 5,804 | 3,354 | - | 7,300 | 4,850 | - | 8,950 |
| 1990-91 | 1,500 | 3,350 | - | 6,250 | 3,400 | - | 7,750 | 4,900 | - | 9,600 |
| 1991-92 | 1,800 | 3,650 | - | 6,500 | 3,550 | - | 8,300 | 5,350 | - | 10,150 |
| 1992-93 | 2,000 | 3,850 | - | 6,500 | 3,550 | - | 8,500 | 5,550 | - | 10,350 |

ES

SEE NOTES ON LAST PAGE OF TABLE

**Trends in Total Undergraduate Costs and Allowances Within Student Budgets
By Residency and Living Arrangement -- 1980/81 TO 1992/93
State University of New York**

| Academic Year | Fixed Costs: Tuition & Fees | | Variable Costs: Room, Board, Books, Other | | | Fixed + Variable Costs | | | | |
|--|--------------------------------|------------------|--|-----------------------------|----------------|-------------------------|-----------------------------|----------------|----------------------|-----------------------------|
| | NYS Resident | Non-NYS Resident | Living in Res. Halls | Living in Non-Inst. Housing | Living at Home | New York State Resident | | | Non-resident | |
| | | | | | | Living in Res. Halls | Living in Non-Inst. Housing | Living at Home | Living in Res. Halls | Living in Non-Inst. Housing |
| Tompkins-Cortland Community College | | | | | | | | | | |
| 1980-81 | 852 | 1,652 | - | 3,800 | 2,300 | - | 4,652 | 3,152 | - | 5,452 |
| 1981-82 | 962 | 1,862 | - | 3,780 | 2,630 | - | 4,742 | 3,592 | - | 5,642 |
| 1982-83 | 1,063 | 3,063 | - | 3,600 | 2,550 | - | 4,663 | 3,613 | - | 6,663 |
| 1983-84 | 1,143 | 3,143 | - | 3,500 | 2,650 | - | 4,643 | 3,793 | - | 6,643 |
| 1984-85 | 1,213 | 3,313 | - | 3,450 | 2,625 | - | 4,663 | 3,838 | - | 6,763 |
| 1985-86 | 1,286 | 3,586 | - | 4,000 | 2,550 | - | 5,286 | 3,836 | - | 7,586 |
| 1986-87 | 1,339 | 2,589 | - | 4,450 | 2,700 | - | 5,789 | 4,039 | - | 7,039 |
| 1987-88 | 1,370 | 2,645 | - | 5,225 | 2,950 | - | 6,595 | 4,320 | - | 7,870 |
| 1988-89 | 1,420 | 2,745 | - | 5,250 | 3,300 | - | 6,670 | 4,720 | - | 7,995 |
| 1989-90 | 1,408 | 2,758 | - | 5,700 | 3,700 | - | 7,108 | 5,108 | - | 8,458 |
| 1990-91 | 1,568 | 2,918 | - | 5,900 | 3,750 | - | 7,468 | 5,318 | - | 8,818 |
| 1991-92 | 1,797 | 3,447 | - | 5,600 | 3,400 | - | 7,397 | 5,197 | - | 9,047 |
| 1992-93 | 2,045 | 3,945 | - | 5,900 | 3,900 | - | 7,945 | 5,945 | - | 9,845 |
| Ulster Community College | | | | | | | | | | |
| 1980-81 | 885 | 1,705 | - | 2,900 | 2,200 | - | 3,785 | 3,085 | - | 4,605 |
| 1981-82 | 967 | 1,867 | - | 3,100 | 2,400 | - | 4,067 | 3,367 | - | 4,967 |
| 1982-83 | 1,068 | 3,068 | - | 3,150 | 2,450 | - | 4,218 | 3,518 | - | 6,218 |
| 1983-84 | 1,218 | 3,518 | - | 3,250 | 2,450 | - | 4,468 | 3,668 | - | 6,768 |
| 1984-85 | 1,322 | 3,822 | - | 3,500 | 2,600 | - | 4,822 | 3,922 | - | 7,322 |
| 1985-86 | 1,375 | 2,675 | - | 3,685 | 2,740 | - | 5,060 | 4,115 | - | 6,360 |
| 1986-87 | 1,375 | 2,675 | - | 3,676 | 2,731 | - | 5,051 | 4,106 | - | 6,351 |
| 1987-88 | 1,375 | 2,675 | - | 3,676 | 2,831 | - | 5,051 | 4,206 | - | 6,351 |
| 1988-89 | 1,439 | 2,789 | - | 5,165 | 3,200 | - | 6,604 | 4,639 | - | 7,954 |
| 1989-90 | 1,438 | 2,788 | - | 5,256 | 3,300 | - | 6,694 | 4,738 | - | 8,044 |
| 1990-91 | 1,449 | 2,799 | - | 5,400 | 3,300 | - | 6,849 | 4,749 | - | 8,199 |
| 1991-92 | 1,752 | 3,402 | - | 5,400 | 3,300 | - | 7,152 | 5,052 | - | 8,802 |
| 1992-93 | 1,864 | 3,614 | - | 5,488 | 3,388 | - | 7,352 | 5,252 | - | 9,102 |
| Westchester Community College | | | | | | | | | | |
| 1980-81 | 847 | 1,597 | - | 4,653 | 3,476 | - | 5,500 | 4,323 | - | 6,250 |
| 1981-82 | 922 | 1,722 | - | 4,689 | 3,776 | - | 5,611 | 4,698 | - | 6,411 |
| 1982-83 | 1,022 | 2,372 | - | 4,689 | 3,341 | - | 5,711 | 4,363 | - | 7,061 |
| 1983-84 | 1,123 | 2,623 | - | 5,698 | 3,429 | - | 6,821 | 4,552 | - | 8,321 |
| 1984-85 | 1,274 | 2,999 | - | 5,698 | 3,429 | - | 6,972 | 4,703 | - | 8,697 |
| 1985-86 | 1,379 | 3,254 | - | 5,770 | 3,501 | - | 7,149 | 4,880 | - | 9,024 |
| 1986-87 | 1,459 | 3,446 | - | 5,770 | 3,500 | - | 7,229 | 4,959 | - | 9,216 |
| 1987-88 | 1,493 | 3,518 | - | 7,480 | 4,400 | - | 8,973 | 5,893 | - | 10,998 |
| 1988-89 | 1,493 | 3,518 | - | 7,980 | 4,451 | - | 9,473 | 5,944 | - | 11,498 |
| 1989-90 | 1,503 | 3,528 | - | 7,980 | 4,901 | - | 9,483 | 6,404 | - | 11,508 |
| 1990-91 | 1,504 | 3,529 | - | 6,260 | 3,760 | - | 7,764 | 5,264 | - | 9,789 |
| 1991-92 | 1,764 | 4,089 | - | 6,452 | 3,952 | - | 8,216 | 5,716 | - | 10,541 |
| 1992-93 | 1,967 | 4,592 | - | 6,452 | 3,952 | - | 8,419 | 5,919 | - | 11,044 |

NOTES:

- 1) The individual components which make up the fixed costs may be found in table 92/1528. The components which make up the variable costs may be found in table 92/1529.
- 2) The averages shown may not add across to totals for institutional types since each average shown is composed of only those institutions which have such fees or allowances.
- 3) State Operated institutions excludes the Statutory Colleges and the Community Colleges.

92/1530-18
SEJ
November 30, 1992

Office of Institutional Research
Central Administration
State University of New York

PART III -- PUBLICATIONS LIST

PUBLICATION LIST
CENTRAL STAFF OFFICE OF INSTITUTIONAL RESEARCH

* Indicates OUT OF PRINT

| REPORT TITLE | YEARS | | | | | |
|--|-----------|--|-------------|-------------|-------------|-----------|
| ACADEMIC LIBRARY STATISTICS (Now done as a STATISTICAL RELEASE.) | DATA YEAR | 1967-1969 | 1969-1970 | 1972-1975 | 1976-1977 | 1978-1979 |
| • | RPT. NO. | *8 | *18 | *12-76 | *12-76 | *12-80 |
| • | DATA YEAR | 1980-1983 | | | | |
| • | RPT. NO. | 12-84 | | | | |
| AGE GROUP AND SEX OF STUDENTS | DATA YEAR | 1974 | 1975 | 1976 | 1977 | 1978 |
| • | RPT. NO. | *8-75 | *8-76 | *8-77 | 8-78 | 8-79 |
| • | DATA YEAR | 1979 | 1980 | 1981 | 1982 | 1983 |
| • | RPT. NO. | 8-81 | 8-82 | 8-83 | 8-84 | 8-84A |
| • | DATA YEAR | 1984 | 1985 | 1986 | 1987 | 1988 |
| • | RPT. NO. | 8-85 | 8-86 | 8-87 | 8-88 | 8-89 |
| • | DATA YEAR | 1989 | 1990 | 1991 | | |
| • | RPT. NO. | 8-90 | 8-91 | 8-92 | | |
| APPLICATION AND ENROLLMENT PATTERNS OF TRANSFER STUDENTS | DATA YEAR | 1970 | 1971 | 1972 | 1973 | 1974 |
| • | RPT. NO. | *15 | *29 | *41 | *6-75 | *6-76 |
| • | DATA YEAR | 1975 | 1976 & 1977 | 1978 | 1979 | 1983 |
| • | RPT. NO. | 6-76A | 6-79 | 6-80 | 6-81 | 6-84 |
| • | DATA YEAR | 1984 | 1985 | 1986 | 1987 | 1988 |
| • | RPT. NO. | 6-85 | 6-86 | 6-87 | 6-88 | 6-89 |
| • | DATA YEAR | 1989 | 1990 | 1991 | | |
| • | RPT. NO. | 6-90 | 6-91 | 6-92 | | |
| ATTRITION & RETENTION OF FIRST-TIME, FULL-TIME STUDENTS IN TWO YEAR AND BACCALAUREATE DEGREE PROGRAMS (Partial history of later cohorts included starting with Rpt. 4-80.) (Postsecondary Opportunity Program Students included starting with Rpt. 4-87.) | CLASS OF | 1973 | 1974 | 1975 & 1976 | 1977 & 1978 | 1982 |
| • | RPT. NO. | *4-74 | *4-76 | *4-79 | *4-80 | 4-85 |
| • | CLASS OF | 1983 | 1984 | 1988 | 1989 | |
| • | RPT. NO. | 4-87 | 4-87A | 4-92 | 4-92A | |
| CAMPUS SCHOOL STATISTICS | DATA YEAR | 1966-1968 | | | | |
| • | RPT. NO. | *3 | | | | |
| CHARACTERISTICS OF INSTITUTIONS UNDER THE PROGRAM OF THE STATE UNIVERSITY OF NEW YORK | DATA YEAR | 1970 | | | | |
| • | RPT. NO. | *25 | | | | |
| DEGREES AND OTHER FORMAL AWARDS (Latest print-out available upon request.) | DATA YEAR | 1968 | | | | |
| • | RPT. NO. | *B-1 | | | | |
| DEGREE AND OTHER FORMAL PROGRAMS CURRENTLY OFFERED (Latest print-out available upon request.) | DATA YEAR | 1969 | 1971 | 1980 | 1982 | 1984 |
| • | RPT. NO. | * | *26 | *15-80 | *15-82 | 15-84 |
| • | DATA YEAR | 1987 | | | | |
| • | RPT. NO. | 15-87 | | | | |
| DIRECTORY OF SELECTED CAMPUS ADMINISTRATIVE PERSONNEL OF THE STATE UNIVERSITY OF NEW YORK | DATA YEAR | 1971 | | | | |
| • | RPT. NO. | *- | | | | |
| EMPLOYEE CHARACTERISTICS AND SALARY STATISTICS | DATA YEAR | 1970 | | | | |
| • | RPT. NO. | *23 | | | | |
| *ENROLLMENT AND DEGREES GRANTED BY ACADEMIC PROGRAMS (Latest print-out available upon request.) | DATA YEAR | Annual 1975-1977 & Degree 1974-75 to 1976-77 | | | | |
| • | RPT. NO. | *14-78 | | | | |

PUBLICATION LIST
CENTRAL STAFF OFFICE OF INSTITUTIONAL RESEARCH

* Indicates OUT OF PRINT

REPORT TITLE

YEARS

| | | | | | | | |
|---|-----------|--------------------------|-----------|--------------------|-------|-------|-------------|
| ENROLLMENT BY ACADEMIC PROGRAM (Latest print-out available upon request.) | DATA YEAR | 1968 | 1968-1971 | 1969-1972 | | | |
| | RPT. NO. | *C-1 | *33 | *5-74 | | | |
| • | DATA YEAR | Enrl. 1975-1977 & Degree | | 1974-75 to 1976-77 | | | |
| • | RPT. NO. | *14-78 | | | | | |
| ENROLLMENT, HOUSING AND FINANCIAL AID OF MINORITY GROUP STUDENTS (See STATISTICAL RELEASES for later years.) | DATA YEAR | 1968 | | | | | |
| | RPT. NO. | *1 | | | | | |
| FACULTY AND STAFF STATISTICS BY JOB CATEGORY, ETHNIC GROUP, TENURE, RANK AND SEX | DATA YEAR | 1970 | | | | | |
| | RPT. NO. | *- | | | | | |
| GEOGRAPHIC ORIGINS OF FIRST TIME STUDENTS (Now included in RPT. 2-84 to date.) | DATA YEAR | 1968 | 1969 | 1970 | 1971 | 1972 | |
| | RPT. NO. | *6 | *13 | *22 | *35 | *39 | |
| | • | DATA YEAR | 1973 | 1974 | 1975 | 1976 | 1977 & 1978 |
| • | RPT. NO. | *3-75 | *3-76 | *3-76A | *3-78 | 3-80 | |
| • | DATA YEAR | 1980 & 1981 | | | | | |
| • | RPT. NO. | 3-83 | | | | | |
| GEOGRAPHIC ORIGINS OF STUDENTS (Includes first time & transfer students from RPT. 2-84 to date.) | DATA YEAR | 1968 | 1969 | 1970 | 1971 | 1972 | |
| | RPT. NO. | *5 | *12 | *21 | *36 | *42 | |
| | • | DATA YEAR | 1973 | 1974 | 1976 | 1978 | 1977 |
| | • | RPT. NO. | *2-75 | *2-76 | 2-78 | 2-79 | 2-80 |
| | • | DATA YEAR | 1979 | 1981 | 1982 | 1983 | 1984 |
| | • | RPT. NO. | 2-81 | 2-83 | 2-84 | 2-84A | 2-85 |
| • | DATA YEAR | 1985 | 1986 | 1987 | 1988 | 1989 | |
| • | RPT. NO. | 2-86 | 2-87 | 2-88 | 2-89 | *2-90 | |
| • | DATA YEAR | 1990 | 1991 | | | | |
| • | RPT. NO. | 2-91 | 2-92 | | | | |
| GEOGRAPHIC ORIGINS OF TRANSFER STUDENTS (Now included in RPT. 2-84 to date.) | DATA YEAR | 1977 & 1978 | | | | | |
| | RPT. NO. | 17-80 | | | | | |
| GRADUATE STUDENT ADMISSIONS SURVEY | DATA YEAR | 1970 | 1971 | 1972 | 1973 | 1974 | |
| | RPT. NO. | *17 | *32 | *38 | 1-74 | 1-75 | |
| • | DATA YEAR | 1975 | 1976 | | | | |
| • | RPT. NO. | 1-76 | 1-77 | | | | |
| HEADCOUNT ENROLLMENT AND FULL TIME EQUIVALENT WORKLOAD STATISTICS OF CREDIT COURSE STUDENTS (Now done as a STATISTICAL RELEASE.) | DATA YEAR | 1968-1969 | 1969-1970 | 1970-1971 | | | |
| | RPT. NO. | *7 | *10 | *24 | | | |
| HIGH SCHOOL STATUS OF FIRST-TIME CREDIT COURSE STUDENTS (Now done as a STATISTICAL RELEASE.) | DATA YEAR | 1979 & 1980 | | | | | |
| | RPT. NO. | 18-82 | | | | | |
| INSTRUCTIONAL LOCATION AWAY FROM THE MAIN CAMPUS | DATA YEAR | 1979 | 1986 | 1987 | 1988 | 1989 | |
| | RPT. NO. | *16-80 | 16-87 | 16-88 | 16-89 | 16-90 | |
| • | DATA YEAR | 1990 | 1991 | | | | |
| • | RPT. NO. | 16-91 | 16-92 | | | | |
| INVENTORY OF SELECTED INTERINSTITUTIONAL COOPERATIVE ARRANGEMENTS | DATA YEAR | 1971 | | | | | |
| | RPT. NO. | *19 | | | | | |

PUBLICATION LIST
CENTRAL STAFF OFFICE OF INSTITUTIONAL RESEARCH

* Indicates OUT OF PRINT

REPORT TITLE

YEARS

| | | | | | |
|---|--------------------------------|--------------------------|--|---------------------------|----------------------|
| MIGRATION OF U.S. COLLEGE STUDENTS WITH EMPHASIS ON NEW YORK STATE | DATA YEAR RPT. NO. | 1968 *27 | | | |
| MINORITY GROUP ENROLLMENT, HOUSING AND FINANCIAL AID STATISTICS | DATA YEAR RPT. NO. | 1969-71 *34 | | | |
| NON-CREDIT INSTRUCTIONAL ACTIVITIES | DATA MONTHS & YEAR RPT. NO. | 1984 20-85 | 1/1-6/30, 1984 20-85A | 7/1-12/31, 1985 20-86 | |
| • | DATA MONTHS & YEAR RPT. NO. | 1/1-6/30, 1986 20-87 | | 7/1-12/31, 1986 20-87A | |
| • | DATA MONTHS & YEAR RPT. NO. | 1/1-6/30, 1987 20-88 | | 7/1-12/31, 1987 20-88A | |
| • | DATA MONTHS & YEAR RPT. NO. | 1/1-6/30, 1988 20-89 | | 7/1-12/31, 1988 20-89A | |
| • | DATA MONTHS & YEAR RPT. NO. | 1/1-6/30, 1989 20-90 | | 7/1-12/31, 1989 20-90A | |
| • | DATA MONTHS & YEAR RPT. NO. | 1/1-6/30, 1990 20-91 | | 7/1-12/31, 1990 20-91A | |
| • | DATA MONTHS & YEAR RPT. NO. | 1/1-6/30, 1991 20-92 | | 7/1-12/31, 1991 20-92A | |
| • | DATA MONTHS & YEAR RPT. NO. | 1/1-6/30, 1992 20-93 | | | |
| PLACEMENT OF PERSONS COMPLETING PREPARATION FOR EDUCATION CERTIFICATIONS | DATA YEAR RPT. NO. | 1975 *13-76 | 1975-1976, 1976-1977 & 1977-78 *13-80 | | |
| PREPARATION OF EDUCATIONAL PERSONNEL (Now done as a STATISTICAL RELEASE.) | DATA YEAR RPT. NO. | 1967-1968 *D-1 | 1969-1971 *28 | 1972-1975 *10-76 | 1973-1974 *10-76A |
| SUMMER CREDIT COURSE STUDENTS (Now done as a STATISTICAL RELEASE.) | DATA YEAR RPT. NO. | 1968-70 *14 | 1971 *20 | | |
| TRENDS IN ENROLLMENT AND DEGREES (Latest report includes earlier years.) | DATA YEAR RPT. NO. | 1948-1970 *11 | 1948-1972 *37 | 1948-1974 *7-75 | 1948-1976 *7-77 |
| • | DATA YEAR RPT. NO. | 1948-1980 *7-81 | 1948-1984 7-85 | 1948-1985 7-86 | 1948-1986 7-87 |
| • | DATA YEAR RPT. NO. | 1948-1988 7-89 | 1948-1989 7-90 | 1948-1990 7-91 | 1948-1991 7-92 |
| TRENDS IN TUITION AND OTHER BASIC STUDENT CHARGES (Latest report includes earlier years) | DATA YEAR RPT. NO. | 1963-64-1992-93 19-93 | | | |
| TUITION WAIVERS HONORED BY STATE-OPERATED INSTITUTIONS OF THE STATE UNIVERSITY OF NEW YORK | DATA YEAR RPT. NO. | 1970-71 & 1971-72 *31 | | | |

PUBLICATION LIST
CENTRAL STAFF OFFICE OF INSTITUTIONAL RESEARCH

* Indicates OUT OF PRINT

REPORT TITLE

YEARS

| REPORT TITLE | DATA YEAR | 1974 & 1975 | 1976 | 1977 | 1978 | 1979 |
|--|-----------|-------------|-------|------|------|------|
| UTILIZATION OF RESIDENCE HALL FACILITIES | RPT. NO. | 9-75 | 9-76 | 9-77 | 9-79 | 9-80 |
| • | DATA YEAR | 1980 | 1981 | 1982 | 1983 | 1984 |
| • | RPT. NO. | 9-81 | 9-81A | 9-82 | 9-84 | 9-85 |
| • | DATA YEAR | 1985 | 1986 | 1987 | 1988 | 1989 |
| • | RPT. NO. | 9-86 | 9-87 | 9-88 | 9-89 | 9-90 |
| • | DATA YEAR | 1990 | 1991 | | | |
| • | RPT. NO. | 9-91 | 9-92 | | | |