

DOCUMENT RESUME

ED 354 033

JC 930 073

TITLE Educational Plant Survey, South Florida Community College, January 5-8, 1993.

INSTITUTION Florida State Dept. of Education, Tallahassee. Office of Educational Facilities.

PUB DATE Jan 93

NOTE 58p.

PUB TYPE Reports - Research/Technical (143) -- Statistical Data (110)

EDRS PRICE MF01/PC03 Plus Postage.

DESCRIPTORS *Capital Outlay (for Fixed Assets); College Housing; *College Planning; Community Colleges; Construction Costs; Construction Needs; *Educational Facilities; Educational Facilities Design; *Educational Facilities Planning; Educational Finance; Enrollment; Enrollment Projections; Expenditure per Student; *Facility Inventory; Long Range Planning; School Space; School Surveys; Space Utilization; Tables (Data); Two Year Colleges

IDENTIFIERS *South Florida Community College

ABSTRACT

Pursuant to Florida educational legislation, this report presents findings of an educational plant survey conducted in January 1993 at South Florida Community College (SFCC). The report is designed to aid the formulation of plans for housing the educational program, student population, faculty, administrators, staff, and ancillary services of the college for the ensuing 5-year period. Sections 1, 2, and 3 provide background information on the plant survey team, procedural policies, the cooperative process used in conducting plant surveys, and the scheduling, purposes, and statutory foundation of plant surveys in the Florida community college system. Section 4 presents a historical overview of SFCC, including its major purposes, goals and policies as they relate to the capital improvements program. Section 5 analyzes the student population and projected enrollment for the 5-year period, while section 6 highlights the program, service, and facility needs of SFCC. Section 7 provides an inventory of existing sites and facilities, including a table of existing satisfactory student stations and space used by faculty, and a discussion of instructional and auxiliary facilities. Section 8 provides a plan for housing programs, students, and services, and section 9 features an analysis of capital outlay finances, including revenue sources for capital outlay. The final section offers recommendations for specific construction, remodeling and renovating plans, as well as data on site acquisition, development, and improvement needs and costs for each campus, totaling \$47,980,467 college wide. (MAB)

 * Reproductions supplied by EDRS are the best that can be made *
 * from the original document. *

ED354033

Educational Plant Survey

"PERMISSION TO REPRODUCE THIS
MATERIAL HAS BEEN GRANTED BY

B. Castor

TO THE EDUCATIONAL RESOURCES
INFORMATION CENTER (ERIC)."

U.S. DEPARTMENT OF EDUCATION
Office of Educational Research and Improvement
EDUCATIONAL RESOURCES INFORMATION
CENTER (ERIC)

This document has been reproduced as
received from the person or organization
originating it.

Minor changes have been made to improve
reproduction quality.

• Points of view or opinions stated in this docu-
ment do not necessarily represent official
OERI position or policy.

SOUTH FLORIDA COMMUNITY COLLEGE

JANUARY 5-8, 1993

2

BEST COPY AVAILABLE

Requests for additional information concerning
this report should be addressed to:

Educational Facilities Planning
and Evaluation Section
Office of Educational Facilities
DEPARTMENT OF EDUCATION
Suite 1044, Florida Educational Center
Ralph D. Turlington Building
Tallahassee, Florida 32399
(904) 487-2575 or SUNCOM 277-2575

EDUCATIONAL PLANT SURVEY
SOUTH FLORIDA COMMUNITY COLLEGE
JANUARY 5 - 8, 1993

DEPARTMENT OF EDUCATION
TALLAHASSEE, FLORIDA
BETTY CASTOR, COMMISSIONER

Affirmative action/Equal opportunity employer

TABLE OF CONTENTS

SECTION 1.
 EDUCATIONAL PLANT SURVEY TEAM 1

SECTION 2.
 PREFACE 3

Section 3.
 INTRODUCTION TO THE EDUCATIONAL PLANT SURVEY 5
 Statutory Foundations 5
 Procedural Policies 7
 Cooperative Process 8

SECTION 4.
 OVERVIEW OF THE COLLEGE 11
 Historical Prospective 11
 Major Purpose 13
 Goals 14

SECTION 5.
 ANALYSIS OF STUDENT POPULATION 15
 Student Enrollment of College 15
 Exhibit 100: Computation of Projections for
 Collegewide Capital Outlay Full-Time-
 Equivalent Student Enrollment 16

SECTION 6.
 PROGRAMS, SERVICES, AND FACILITY NEEDS 17
 Exhibit 130: Program Facility List for:
 Site 1: Main Campus 18




SECTION 7.
 INVENTORY OF EXISTING SITES AND FACILITIES 29
 Description of Sites 29
 Map of Site 30
 Description of Facilities 31
 Exhibit 140: Existing Satisfactory Student
 Stations and Space by Facility For:
 Site 1: Main Campus 32
 Instructional Facilities and Student Stations 33
 Auxiliary and Ancillary Facilities 33

SECTION 8.
 PLAN FOR HOUSING PROGRAMS, STUDENTS, AND SERVICES 35
 Programs and Students 35
 Exhibit 150: Summary of Student Stations for:
 Site 1: Main Campus 26
 Personnel and Services 37
 Exhibit 160: Summary of Existing and
 Recommended Square Footage for:
 Site 1: Main Campus 38

TABLE OF CONTENTS (Continued)

SECTION 9.
ANALYSIS OF CAPITAL OUTLAY FINANCES 39
Revenue Sources for Capital Outlay 39
Exhibit 210: Schedule of State Board
of Education and Issues and Debt
Requirements 41
Exhibit 220: Capital Outlay Expenditure by
Fund Source from 1987-88 through 1991-92 42
Exhibit 230: Capital Outlay Expenditures by
Project Type from 1987-88 through 1991-92 43

SECTION 10:
RECOMMENDATIONS FOR EDUCATIONAL PLANTS 45
Recommendations for Educational Plants for:
Site 1: Main Campus 47
Standard Collegewide Recommendations 55




SECTION 1
EDUCATIONAL PLANT
SURVEY
TEAM

Team members: Persons serving on the educational plant survey for South Florida Community College were from the Department of Education, Office of Educational Facilities.

Mr. David J. Tranchand
Survey Director and Editor
Educational Facilities Specialist
Office of Educational Facilities

Dr. Jack A. Anderson
Educational Facilities Specialist
Office of Educational Facilities



SECTION 2

PREFACE

An educational plant survey is a systematic study and evaluation of existing educational plants and the determination of future educational plant needs with respect to provision of appropriate facilities for accommodating educational programs and services for students. At least every five years, each Florida community college district board of trustees arranges for a districtwide educational plant survey pursuant to requirements in Section 9(d) of Article XII of the State Constitution, as amended, and Section 235.15, Florida Statutes (F.S.). The purpose of the survey is to aid the formulation of plans for housing the educational program, student population, faculty, administrators, staff, and auxiliary and ancillary services of the college for the following five-year period.




This publication, prepared for the District Board of Trustees of South Florida Community College, is the report of findings of the educational plant survey for South Florida Community College conducted January 5-8, 1993. The report contains recommendations for the educational plants of the college for the period from January 5, 1993 through June 30, 1998. The recommendations herein supersede all previous survey recommendations not implemented as of January 5, 1993, by either execution of a construction contract or issuance of a purchase order.

The findings and recommendations contained in this survey report enable the Board of Trustees to accomplish certain responsibilities with which it is vested: adoption of a proposed long-range plan for educational plants and auxiliary and ancillary facilities under Section 235.16, F.S.; adoption of a capital outlay budget as part of the college annual budget under Section 235.18, F.S.; submission to the Commissioner of Education of a three-year plan and data required for development of the annual legislative capital outlay budget request under Section 235.41, F.S.; use of state capital outlay funds for payment for capital outlay projects under Rule 6A-

2.0204(4), Florida Administrative Code (FAC); and formulation of a proposed building program and its submission in the form of a project priority list through the Office of Educational Facilities to the State Board of Education for approval under Rule 6A-2.0207, FAC, with the order of priority for expenditure of funds established in accordance with Rule 6A-2.0206, FAC.

Additionally, the survey report serves to satisfy the requirement of Section 240.327 (1), F.S., that the need for community college facilities be established by a survey. Finally, pursuant to Section 235.435(4)(a), F.S., all remodeling, renovation, and new construction projects included in the three-year priority list for legislative funding, prepared by the State Board of Community Colleges for the capital outlay budget request, must have been recommended by a survey.

The survey team gratefully acknowledges the contributions of time, effort, and expertise made by everyone who participated in the survey process: members of the faculty, staff, and administration at South Florida Community College and staff of the Department of Education. Special thanks go to Mr. R. A. "Hank" Henry, Mr. Ed Perry and Ms. Edna Zubritski for their assistance throughout the survey process.



SECTION 3
INTRODUCTION
TO THE
EDUCATIONAL PLANT SURVEY

The educational plant survey is the initial planning phase for providing public educational plants in the State of Florida. Careful planning contributes to appropriate housing of educational programs and services for students and to the wise expenditure of public funds. The educational plant survey is established in the Constitution of the State of Florida and the Statutes of Florida.

Statutory Foundations: The statutory foundations for educational plant surveys are described below.

Legal Basis: The legal basis for the educational plant survey is established in Section 235.15, Florida Statutes:

Educational plant survey required.--At least every 5 years, each board, including the Board of Regents, shall arrange for an educational plant survey, to aid in formulating plans for housing the educational program and student population, faculty, administrators, staff, and auxiliary and ancillary services of the district or campus. Before educational plant survey of a school district or community college that delivers vocational or adult education programs, the Division of Vocational, Adult, and Community Education shall establish and transmit to the Office of Educational Facilities documentation of the need for additional vocational and adult education programs and the continuation of existing programs before facility construction or renovation related to vocational or adult education may be included in the education plant survey. Information used by the Division of Vocational, Adult, and Community Education to establish facility needs must include, but need not be limited to, labor market data, needs analysis, and information submitted by the school district or community

college. Each survey shall be conducted by the Department of Education or an agency approved by the commissioner. Surveys conducted by agencies other than the Department of Education shall be reviewed and approved by the commissioner. The survey report shall include at least an inventory of existing educational and ancillary plants; recommendations for existing educational and ancillary plants; recommendations for new educational or ancillary plants, including the general location of each; and such other information as may be required by the rules of the State Board of Education. An official copy of each survey report shall be filed by the board with the office. This report may be amended, if conditions warrant, at the request of the board or commissioner.

Definition: Educational plant survey means a systematic study of present educational and ancillary plants and the determination of future needs to provide an appropriate educational program and services for each student.

Purpose: The purpose of a community college educational plant survey is to aid the Board of Trustees in formulating plans for housing the educational program and student population, faculty, administrators, staff, and auxiliary and ancillary services of the college district for the following five-year period.

Requirement: At least every five years, each Board of Trustees shall arrange for an educational plant survey,

Alternative Methods: An educational plant survey shall be conducted either by the Department of Education or by an agency approved by the Commissioner of Education. Surveys conducted by agencies other than the Department of Education shall be reviewed and approved by the Commissioner.

Status of Prior Surveys: A new educational plant survey shall supersede, as of the date it is conducted, all previous survey recommendations which have not been implemented either by execution of a construction contract or issuance of a purchase order.

Amendment of Current Survey: The current survey may be amended during the projected period if conditions appear to justify a change in the projected building construction program by request for a supplementary survey made by the Board of Trustees or the Commissioner of Education.

Written Report: A written report containing the findings of the educational plant survey and recommendations for housing the educational programs and projected student population of the college shall be made to the Board of Trustees. An official copy of each survey report shall be filed by the Board with the Office of Educational Facilities.

Procedural Policies: Procedural policies incorporated in the educational plant survey process for community colleges are explained below.

Student Enrollment Projections: The survey uses five-year capital outlay full-time-equivalent student enrollment projections developed by the Division of Community Colleges, Department of Education. The distribution of these projections by site is furnished by the college.

Educational Programs: The survey formulates a plan for housing the programs and services provided by the college. The Board of Trustees determines what programs and services are offered. The Division of Vocational, Adult and Community Education, Department of Education, in response to a 1992 amendment to section 235.15 Florida Statutes, establishes the need for the continuation of or additional vocational and adult programs.

Program Facility Lists: Survey evaluation and planning are conducted with reference to program facility lists prepared through cooperative efforts of college staff and the Office of Educational Facilities. The lists are based on size of space and occupant design criteria included in the Florida Administrative Code for programs and services approved by the Board of Trustees, as well as special needs of the college.

Facilities Inventory: The survey uses the information about existing educational plants carried in computerized state inventory files containing data for sites, facilities, and rooms. The inventory is validated through cooperative efforts of college staff and the Office of Educational Facilities.

Student Stations: The survey counts capacity carrying student stations that are satisfactory and designates which stations are unsatisfactory.

Space Utilization: Survey evaluation and planning are conducted with regard to standard utilization criteria for instructional spaces. Criteria for classrooms are: 65 hours of room use per week, Monday through Saturday; 90 percent rate of room occupancy; 55 percent rate of station occupancy for sites with up to 2500 capital outlay full-time-equivalent student enrollment (CO-FTE) and 60 percent rate of station occupancy for sites with 2500 or greater CO-FTE; and 13 average weekly contact hours per CO-FTE.

Standards for vocational laboratories are: 36 hours of room use per week; 68 percent rate of station occupancy; and 12 average weekly contact hours per vocational CO-FTE. Standards for nonvocational laboratories are: 21 hours of room use per week for sites with up to 2500 CO-FTE and 24 hours of room use per week for sites with 2500 or greater CO-FTE; 80 percent rate of station occupancy; and four average weekly contact hours per nonvocational CO-FTE.

Recommendations: The survey makes recommendations for site acquisition, development, and improvement, remodeling, renovation, and new construction for sites and facilities owned by the college. Standard recommendations are included for provision of custodial services facilities, provision of sanitation facilities, correction of safety deficiencies, modification for compliance with handicap standards, replacement of defective roofs, and purchase of equipment.

Recommendations for leased sites and facilities are made in accordance with the provisions of Sections 235.055 and 235.056, F.S., and Rule 6A-2.029, FAC. Recommendations pertaining to new campuses, centers, and sites are considered only after a proposal for establishment submitted by the college has been recommended by the State Board of Community Colleges as well as the Postsecondary Education Planning Commission and approved by the State Board of Education.

State Funds: Survey recommendations establish need for capital outlay projects; they do not imply automatic availability of funds to pay for projects. Information about state funds for public education capital outlay projects and about eligibility for expenditure is found in Section 9(a)(2) and Section 9(d) of Article XII of the State Constitution, as amended, Chapter 235 and Chapter 240 of the Florida Statutes, and Rule 6A-2 of the Florida Administrative Code.

Cooperative Process: An educational plant survey conducted for a district Board of Trustees by the Department of Education is accomplished through cooperative efforts of the college administration and staff of the Office of Educational Facilities. The steps in the cooperative survey process are listed below.

1. The Board of Trustees requests, by resolution, that the Department of Education conduct a survey to determine the status and needs of the educational plants of the college district.
2. The director of the Educational Facilities Planning and Evaluation Section (Planning and Evaluation), Office of Educational Facilities, schedules the survey, appoints the survey director, and assigns survey staff from the Department of Education.
3. The college president appoints the survey coordinator for the college.
4. The survey director and other Planning and Evaluation staff are available for consultation and service to the college throughout the survey process.

5. The survey director gives the five-year capital outlay full-time-equivalent student enrollment projections developed by the Division of Community Colleges to the survey coordinator. College staff distribute the projections by site.
6. The Board of Trustees determines what vocational programs are to be provided in accordance with the need established by the Division of Vocational, Adult and Community Education for the five-year period of the survey. The Board also establishes the academic programs to be provided by the college during the same period of time.

College staff list the programs, indicating which ones the board wishes to continue, expand, initiate, and delete. Based on program decisions of the board, together, college administrators and staff and Planning and Evaluation staff prepare program facility lists for each campus, center, and special purpose center.

7. College staff furnish site plans and building schematics for all sites and facilities owned by the college and for those leased for more than one year. Together, college staff and Planning and Evaluation staff validate and correct data for sites, facilities, and rooms carried in the computerized state inventory files as well as the site plans and building schematics.
8. College administrators and staff prepare lists for each site of needs identified by the college for site acquisition, development, and improvement, remodeling, renovation, and new construction. Outdoor physical education facilities are included under site improvement. Items may be included for projects in the planning stage for which an architect is employed but no construction contract has been executed.


Items for remodeling and renovation contain specific information: building number and name; room numbers; current functions of spaces, use codes, square footage, and student stations; as well as needed functions of spaces, use codes, square footage, and student stations. Items for new construction specify needed functions of spaces, use codes, net and gross square footage, and student stations.

Cost estimates are provided for items for site acquisition, development, and improvement; they may be furnished for other items as well. Cost estimates for survey recommendations involving building square footage are based on cost figures for the college used in the legislative capital outlay budget request for the fiscal year in which the survey is conducted. The survey director can provide these cost figures to the survey coordinator.

9. College staff prepare a survey workbook for use by survey staff during the educational plant survey. The workbook contains documentation related to items 5, 6, 7, and 8, above. It also contains general background information about the college and is supplemented with a current catalogue.

A copy of the workbook is provided for each survey staff member. One copy, along with the catalogue, is given to the survey director at least ten days before the opening date of the survey. The other copies may be distributed to survey staff at the beginning of the survey.

10. The college finance officer furnishes the survey director with particular financial information pertaining to state board of education bond issues and certain debt requirements, capital outlay expenditures by fund source, and capital outlay expenditures by project type.
11. The survey director and staff conduct the educational plant survey on site in the college district. They visit and evaluate all existing sites and facilities. They study and analyze all available information relevant to educational and ancillary plant needs. They discuss needs with college administrators and staff. Finally, they develop recommendations to provide for the needs.
12. The survey director, aided by survey staff, prepares the written report of findings and recommendations for the Board of Trustees. An official copy is filed with the Office of Educational Facilities.



SECTION 4

OVERVIEW

OF THE

COLLEGE

The goal of the educational plant survey is to assist the college by developing a plan for housing the programs and services provided by the college. Educational plant needs are the central concern of the survey. Assessment of facility needs is enhanced by gaining general understanding of the college, including its history, its purpose, and its programs. The following information was furnished by the college for the survey team. It contributed to a general understanding of South Florida Community College.

South Florida Community College (SFCC) is a publicly-supported, comprehensive, two-year college charged with the responsibility of providing opportunities for general and specialized education to the citizens of Highlands, Hardee, and DeSoto Counties. In doing so, SFCC offers university parallel (transfer) courses, occupational and technical courses, adult education courses and courses designed to meet the diverse needs of its community.

South Florida Community College is pleased with the academic respect its faculty and graduates have been accorded. This reputation has been earned through effective and concerned teaching and learning. The continued success of the college depends upon superior teaching and faculty members are selected with this quality in mind. SFCC believes its student-centered approach to learning will help its graduates to meet the challenges of our fast-paced society.

Historical Perspective: South Florida Junior College was established as a state-supported junior college by a 1965 State of Florida legislative act designed to provide high quality, post-secondary education within commuting distance of ninety-nine percent of Florida's population. The college began operation in August of 1966 in temporary facilities donated by the citizens of Avon Park,

and in the following year the college became the state area vocational school for DeSoto, Hardee, and Highlands Counties.

The college was first fully accredited by the Commission on Colleges of the Southern Association of Colleges and Schools (SACS) in 1968 to award A.A. and A.S. degrees. South Florida Junior College underwent educational plant surveys in 1983 and 1988 and the survey report of which this summary is a part in 1993.

In 1984, South Florida Junior College changed its name to South Florida Community College. The college is a dynamic, growing institution. Since 1984, the college has experienced a dramatic metamorphosis, growing from a relatively small, quiet school into an active, community-focused, middle-sized college. Enrollment at the college has increased from 1,076 FTE in 1984 to 2,786 FTE in 1991, an increase of 163 percent. The number of students served has grown proportionally from 7,968 in 1984 to approximately 15,000 in 1991, an 88 percent increase. The number of full-time faculty has increased from 28 to 50, and other staff from 59 to 112. The number of facilities used for instruction has increased from nine buildings on the college campus in Avon Park to twenty-eight buildings on the campus and one hundred off-campus sites in the three-county district, including new temporary satellite centers in Arcadia, Wauchula, and Lake Placid, the Sims Center, and the Jacaranda Center. Classes are now held in businesses, churches, hospitals, community centers, and public schools, to name a few.

The college has historically taken great pride in the high quality of its educational programs. During the last eight years, however, the college has pursued a more outward focus and has developed a full partnership with its community in the effort to provide truly relevant transfer, technical, vocational, and adult education programs, as well as amplifying its role as a major catalyst for economic, cultural, social, recreational, and quality-of-life development.

In 1984, few community groups used the college facilities. In 1991, community groups used college facilities for nearly three hundred events, prompting the college to assign responsibility for the coordination of this service to a staff member. During this same period the college conducted many significant state-funded industry training projects, from those for mental health workers to those on bio-genetic plant cloning. In addition, the college initiated a cultural program which has grown from a few major presentations to twenty-five sellout events in its 1,500-seat auditorium. In 1988, 24,918 patrons utilized existing college library facilities. Since construction and occupancy of the Learning Resources Center (LRC) in February of 1990 through 1991, the new facility was utilized by 93,836 patrons, an increase of 389%. While this growth has challenged the resources of the college, staff members have found the means to innovative and have creatively responded to community needs within the funds available.

In a recent study conducted by the Commission on Economic Development for Highlands County, respondents surveyed unanimously identified South Florida Community College as the single most important contributor to the development of our community. The extraordinary success of the college in identifying the needs of its community and responding to them with high quality programs is evidenced by the transformation of the college into a highly respected, dynamic resource for the citizens of the district.

The college is affiliated with the following organizations:

Commission on Colleges,
Southern Association of Colleges and Schools
American Association of Community and Junior Colleges
American Council of Education
Association of Community College Trustees
National Association of College and University Business Officers
American, Southern, and Florida Associations of College Registrars
& Admissions Officers
American Association of Higher Education
National Council for Marketing and Public Relations
National Association of Educational Buyers
Association of Supervision and Curriculum Development
National Junior College Athletic Association
Southern Association of Community and Junior Technical Colleges
Florida Association of Community Colleges
Florida Association of Colleges and Universities
Florida Community College Activities Association

South Florida Community College is authorized by Florida Statute 240.3031 and operates under the State Board of Community Colleges and the South Florida Community College District Board of Trustees.

Major Purpose: South Florida Community College is dedicated to providing quality education, in the broadest sense of the term, to all whom desire to further personal development.


Specifically, South Florida Community College shall provide:

1. Two years of acceptable transfer work in a general education university parallel program;
2. Technical and vocational programs designed to prepare and upgrade the individual for employment.
3. Adult programs designed to improve basic skills and/or provide for cultural enrichment;
4. Adult programs designed to prepare the individual for a desired vocational career;
5. Opportunity to promote the personal and social development of each student;

6. A focal point for cultural enrichment of the college community which it serves.

Goals: South Florida Community College aims to achieve its purposes by pursuing the following goals:

1. Provide comprehensive, high-quality educational programs and services for the citizens, businesses and industries, and agencies of the college district.
2. Provide student development services which will assist students in entering the college, in making academic and career decisions, in completing courses and programs, in developing a multicultural perspective, and in developing themselves to their fullest potential.
3. Provide educational support services and activities which broaden and facilitate student learning.
4. Provide cultural enrichment courses, programs, and services which meet the needs of citizens.
5. Ensure equal educational opportunities for all citizens of the college district by reducing barriers to education imposed by such factors as previous educational attainment, race, sex, age, marital status, finances, handicap, national origin, or religion.
6. Provide efficient and sound management practices to ensure the judicious stewardship of public resources.
7. Maintain a college staff with the highest levels of knowledge and skills.
8. Articulate with the various agencies and institutions in order to provide the most appropriate educational programs for students.
9. Seek outside funds to support college activities, programs, and goals.
10. Conduct ongoing planning and evaluation activities which will assist the offices and schools of the college to monitor and change/improve services.
11. Provide a beautiful, safe environment with creatively constructed and maintained facilities supportive of stimulative educational activities.



SECTION 5
ANALYSIS
OF
STUDENT POPULATION

College Service Area: South Florida Community College serves the geographic district of the state comprised of the counties of Highlands, Hardee and DeSoto.

Student Enrollment of College: Student enrollment was the single most important factor considered by the survey team in making decisions related to planning square footage size and total amount of facilities. The unit of enrollment used in the survey was the capital outlay full-time-equivalent student (CO-FTE). It represents a student enrolled full time for fall, spring, and summer semesters during the academic year in classes taught in college-owned facilities. The level of enrollment used was the number of CO-FTE projected for the fifth year beyond the fiscal year in which the survey was conducted. The CO-FTE projections were separated according to vocational and nonvocational enrollments. Furthermore, they were distributed by site to enable appropriate planning for particular needs of each campus of the college. Collegewide CO-FTE projections are displayed in **Exhibit 100: Full-Time Equivalent Student Enrollment.**

The method for computation and distribution deserves note. Each year the college submits a report of actual full-time-equivalent student enrollment (FTE) to the Bureau of Information Systems, Division of Community Colleges. Using the last five years of actual FTE data along with general population figures for the college district, the Bureau projects both annual and capital outlay FTE for the next six-year period. The difference between annual FTE and CO-FTE equates to the deletion of courses using unowned space not requiring permanent facilities. Finally, using CO-FTE projections computed by the Bureau, the college distributes collegewide vocational and nonvocational CO-FTE among sites based on local expectation for the enrollment pattern throughout the district.

College: SOUTH FLORIDA COMMUNITY COLLEGE




Site : Site 1: Main Campus

**COMPUTATION OF PROJECTION FOR SITE
CAPITAL OUTLAY FULL-TIME-EQUIVALENT STUDENT ENROLLMENT**

ITEM	1993-94	1994-95	1995-96	1996-97	1997-98
TOTAL CAPITAL OUTLAY FTE PROJECTIONS	2,518	2,623	2,728	2,832	2,933
NONVOCATIONAL FTE:					
* Annual FTE	1,568	1,633	1,698	1,763	1,826
Less: FTE Not Req Perm Facilities	0	0	0	0	0
Adjusted Annual FTE Projection	1,568	1,633	1,698	1,763	1,826
VOCATIONAL FTE:					
* Annual FTE	950	990	1,030	1,069	1,107
Less: FTE Not Req Perm Facilities	0	0	0	0	0
Adjusted Annual FTE Projection	950	990	1,030	1,069	1,107

SOURCE: Department of Education, Division of Community Colleges, Bureau of Information Systems, "Computation of Four Quarter Average FTE for the Capital Outlay Formula Budget" August 14, 1992.

* Capital outlay full-time-equivalent student enrollment 1997-98, projected. Recreational-Leisure FTE deducted from figures shown.



SECTION 6
PROGRAMS, SERVICES
AND
FACILITY NEEDS

Under the provisions of Section 240.319(3)(b), F.S., and Rule 6A-14.0247(3), FAC, the community college Board of Trustees has responsibility for establishing the programs and services provided by the college. The supportive role of the educational plant survey is to formulate a plan for housing the programs and services offered. The survey team developed a comprehensive five-year plan for appropriately accommodating the educational program, student population, faculty, administrators, staff, and auxiliary and ancillary services of the college.

A program facility list, or model of need, was prepared for each officially designated site. The development process involved participation by college administrators and key personnel representing vocational and nonvocational program areas, in consultation with staff of the Educational Facilities Planning and Evaluation Section, Office of Educational Facilities, and with reference to size of space and occupant design criteria provided in Rule 6A-2.032, FAC. In addition to detailed requirements for instructional programs, the list prescribed aggregate square footages for auxiliary and ancillary services classified according to physical education, library, audiovisual, auditorium/exhibition, student services, office, and institutional support services. The program facility lists for South Florida Community College are presented by site in **Exhibit 130: Facilities List**.

College: SOUTH FLORIDA COMMUNITY COLLEGE

Year: 1997-98

Site : Site 1: Main Campus

Site CO-FTE : 2933

Nonvocational: 1826

Vocational : 1107

ICS CODE	DESCRIPTION OF SPACE	STA- PER	SQ/FT STA- EACH	SQ/FT SPACE	NO. SPA- CES	TOTAL SQ/FT	TOTAL STATIONS
GRAND TOTALS - CLASSROOMS AND LABS						161,501	2,040
10000000	INSTRUCTIONAL SPACES						
10000000	GENERAL CLASSROOMS						
10000000	Classroom	25	25	625	43	26,875	1,075
	Storage, Material			75	43	3,225	
				700	86	30,100	
11000000	NONVOCATIONAL LABORATORIES						
11101000	AGRICULTURAL SCIENCE						
11101150	Ag. & Natural Resources Lab	22	55	1,210	1	1,210	22
	Storage, Material			100	1	100	
	Storage, Project			150	1	150	
				1,460	3	1,460	
11104000	BIOLOGICAL SCIENCES						
11104010	Biology Lab	20	55	1,100	2	2,200	40
	Storage, Material			125	2	250	
	Storage, Project			275	2	550	
				1,500	6	3,000	
11119000	PHYSICAL SCIENCES						
11119020	Physics Lab	23	55	1,265	1	1,265	23
	Storage, Material			125	1	125	
	Storage, Project			175	1	175	
	* Balance Room			120	1	120	
	* Preparation Room			120	1	120	
				1,805	5	1,805	
11119050	Chemistry Lab	23	55	1,265	1	1,265	23
	Storage, Material			125	1	125	
	Storage, Project			175	1	175	
	* Preparation Room			120	1	120	
				1,685	4	1,685	

College: SOUTH FLORIDA COMMUNITY COLLEGE

Year: 1997-98

Site : Site 1: Main Campus

Site CO-FTE : 2933

Nonvocational: 1826

Vocational : 1107

ICS CODE	DESCRIPTION OF SPACE	STA- TIONS PER PER SPAC	SQ/FT STA- TION	SQ.FT EACH SPACE	NO. SPA- CES	TOTAL SQ/FT	TOTAL STATIONS
11119110	Astronomy/Meteorology Lab	22	55	1,210	1	1,210	22
	Storage, Material			125	1	125	
	Storage, Project			175	1	175	
	• Observatory			314	1	314	
				-----	-----	-----	
				1,824	4	1,824	
11119170	Earth Sciences Lab	20	55	1,100	1	1,100	20
	Storage, Material			125	1	125	
	Storage, Project			175	1	175	
				-----	-----	-----	
				1,400	3	1,400	
11210000	FINE AND APPLIED ARTS						
11210020	Art (Drawing) Lab	30	50	1,500	1	1,500	30
	Kiln			60	1	60	
	Storage, Material			100	1	100	
	Storage, Project			175	1	175	
				-----	-----	-----	
				1,835	4	1,835	
11210020	Art (Ceramics) Lab	25	50	1,250	1	1,250	25
	Kiln			60	1	60	
	Storage, Material			100	1	100	
	Storage, Project			175	1	175	
				-----	-----	-----	
				1,585	4	1,585	
11210041	Band Lab	70	35	2,450	1	2,450	35
	Ensemble			300	1	300	
	Practice, Music (1/40 students)			50	1	50	
	Practice, Music (1/40 students)			50	1	50	
	Practice, Music (1/40 students)			50	1	50	
	Reference			100	1	100	
	Storage, Instrument			400	1	400	
	Storage, Uniform			60	1	60	
				-----	-----	-----	
				3,460	8	3,460	

College: SOUTH FLORIDA COMMUNITY COLLEGE

Year: 1997-98

Site : Site 1: Main Campus

Site CO-FTE : 2933

Nonvocational: 1826

Vocational : 1107

ICS CODE	DESCRIPTION OF SPACE	STA- TIONS PER PER	SQ/FT STA- TION	SQ/FT EACH SPACE	NO. SPA- CES	TOTAL SQ/FT	TOTAL STATIONS
11210041	Choral Lab	70	35	2,450	1	2,450	35
	Ensemble			300	1	300	
	Practice, Music (1/40 students)			50	1	50	
	Practice, Music (1/40 students)			50	1	50	
	Practice, Music (1/40 students)			50	1	50	
	Reference			100	1	100	
	Storage, Instrument			400	1	400	
	Storage, Uniform			60	1	60	
				-----	-----	-----	
				3,460	8	3,460	
11311000	LETTERS AND FOREIGN LANGUAGES						
11311010	Foreign Languages Lab	25	40	1,000	1	1,000	25
	Storage, Material			100	1	100	
				-----	-----	-----	
				1,100	2	1,100	
11000000	OTHER PROGRAMS						
11607010	Computer and Infor Science Lab	22	45	990	2	1,980	44
	Storage, Material			100	2	200	
				-----	-----	-----	
				1,090	4	2,180	
11607010	Computer and Infor Science Lab	28	45	1,260	1	1,260	28
	Storage, Material			100	1	100	
				-----	-----	-----	
				1,360	2	1,360	
13100000	DEVELOPMENTAL EDUCATION						
13100000	Reading Lab	22	45	990	1	990	22
	Storage, Material			100	1	100	
				-----	-----	-----	
				1,090	2	1,090	
12000000	VOCATIONAL/TECHNICAL LABORATORIES						
12000000	RESOURCE SPACE						
12000000	IMTS Lab	45	47	2,115	1	2,115	0
	Classroom, Related Instruction			525	1	525	
	Testing			250	1	250	
	Reception			135	1	135	
				-----	-----	-----	
				3,025	4	3,025	

Exhibit 130

College: SOUTH FLORIDA COMMUNITY COLLEGE

Year: 1997-98

Site : Site 1: Main Campus

Site CO-FTE : 33

Nonvocational: 1826

Vocational : 1107

ICS CODE	DESCRIPTION OF SPACE	STA- TIONS PER PER	SQ/FT STA- TION	SQ/FT EACH SPACE	NO. SPA- CES	TOTAL SQ/FT	TOTAL STATIONS
12100000	AGRICULTURAL EDUCATION						
12105000	ORN HORT (PROD, PROC, MKT & SERV)						
12105050	Nursery Operation & Mgt	20	50	1,000	1	1,000	20
	Classroom, Related Instruction			525	1	525	
	Greenhouse			800	1	800	
	Lockers, Toilets and Showers			150	1	150	
	Lockers, Toilets and Showers			150	1	150	
	Reference			200	1	200	
	Storage, Flammable			175	1	175	
	Storage, Material			175	1	175	
	Storage, Tool			350	1	350	
	Storage, Machinery			1,100	1	1,100	
	Outdoor Fuel Storage			200	1	200	
				4,825	11	4,825	
12300000	HEALTH OCCUPATIONS EDUCATION						
12302030	Med Lab Assisting Lab	15	63	945	1	945	15
	Storage, Material			100	1	100	
				1,045	2	1,045	
12303000	NURSING						
12303010	Nursing Lab (RN)	12	158	1,896	1	1,896	12
	Classroom, Related Instruction			525	1	525	
	Storage, Material			300	1	300	
	Lockers, Student			180	1	180	
	Reception			135	1	135	
	Reference			360	1	360	
	Conference			225	1	225	
				3,621	7	3,621	
12303020	Practical Nursing Lab (Voc)	12	263	3,156	3	9,468	36
	Classroom, Related Instruction			525	3	1,575	
	Lockers, Student			135	3	405	
	Reference			100	3	300	
	Storage, Material			100	3	300	
				4,016	15	12,048	

College: SOUTH FLORIDA COMMUNITY COLLEGE

Year: 1997-98

Site : Site 1: Main Campus

Site CO-FTE : 2933

Nonvocational: 1826

Vocational : 1107

ICS CODE	DESCRIPTION OF SPACE	STA-		SQ/FT EACH	NO. SPA- CES	TOTAL SQ/FT	TOTAL STATIONS
		PER SPAC	TION TION				
12309070	Emerg Med Tech Lab (Paramedic)	15	88	1,320	1	1,320	15
	Classroom, Related Instruction			525	1	525	
	Storage, Material			250	1	250	
	Telemetry			1,080	1	1,080	
				3,175	4	3,175	
12400000	HOME ECONOMICS						
12402000	OCCUPATIONAL PREPARATION						
12402010	Child Care Services Lab	15	52	780	2	1,560	30
	Classroom, Related Instruction			525	2	1,050	
	Isolation			45	2	90	
	Kitchen, Home Economics			125	2	250	
	Observation			80	2	160	
	Storage, Material			100	2	200	
	Storage, Student			45	2	90	
	Toilet, Student			28	2	56	
	Toilet, Student			28	2	56	
	Storage, Outside			50	2	100	
				1,806	20	3,612	
12500000	BUSINESS EDUC/OFFICE OCCUPATIONS						
12502000	BUSINESS DATA PROC SYSTEMS						
12502000	Bus Data Proc Lab	23	63	1,449	1	1,449	23
	Classroom, Related Instruction			525	1	525	
	Storage, Material			100	1	100	
				2,074	3	2,074	
12502020	Bus Data Proc Lab-Periph Eq Opr	23	63	1,449	1	1,449	23
	Classroom, Related Instruction			525	1	525	
	Storage, Material			100	1	100	
				2,074	3	2,074	

College: SOUTH FLORIDA COMMUNITY COLLEGE

Year: 1997-98

Site : Site 1: Main Campus

Site CO-FTE : 2933

Nonvocational: 1826

Vocational : 1107

ICS CODE	DESCRIPTION OF SPACE	STA- PER	SQ/FT STA- TION	SQ/FT EACH SPACE	NO. SPA- CES	TOTAL SQ/FT	TOTAL STATIONS
12502030	Bus Data Proc Lab-Programmers	23	63	1,449	1	1,449	23
	Classroom, Related Instruction			525	1	525	
	Storage, Material			100	1	100	
				-----	-----	-----	
				2,074	3	2,074	
12502040	Bus Data Proc Lab-Syst Analyst	23	63	1,449	1	1,449	23
	Classroom, Related Instruction			525	1	525	
	Storage, Material			100	1	100	
				-----	-----	-----	
				2,074	3	2,074	
12507000	STENOGRAPHIC AND SECRETARIAL						
12507000	Sec'y Occupations (Bus Mach) Lab	25	58	1,450	1	1,450	25
	Storage, Material			100	1	100	
				-----	-----	-----	
				1,550	2	1,550	
12507070	Word Processing Lab	29	70	2,030	1	2,030	29
	Storage, Material			100	1	100	
				-----	-----	-----	
				2,130	2	2,130	
12600000	TRADE AND INDUSTRIAL OCCUPATIONS						
12601000	AIR COND & ENVIRONMENTAL CONTROL						
12601010	AC/Refrig/Heat Tech Lab-Cooling	15	143	2,145	2	4,290	30
	Classroom, Related Instruction			525	2	1,050	
	Shower, Emergency			25	2	50	
	Storage, Material			175	2	350	
	Storage, Project			360	2	720	
	Storage, Tool			175	2	350	
	Storage, Material			350	2	700	
				-----	-----	-----	
				3,755	14	7,510	

College: SOUTH FLORIDA COMMUNITY COLLEGE

Year: 1997-98

Site : Site 1: Main Campus

Site CO-FTE : 2933

Nonvocational: 1826

Vocational : 1107

ICS CODE	DESCRIPTION OF SPACE	STA-		SQ/FT	NO.	TOTAL	TOTAL
		PER	STA-				
SPAC	TION	SPACE	CES	SQ/FT	STATIONS		
12603000	AUTOMOTIVE SERVICES						
12603000	Automotive Tech Lab-Mech	20	59	1,180	1	1,180	20
	Carburization & Electrical			900	1	900	
	Classroom, Related Instruction			525	1	525	
	Fundamentals			900	1	900	
	Live Engines			900	1	900	
	Storage, Material			250	1	250	
	Storage, Project			175	1	175	
	* Covered Exterior Storage			2,000	1	2,000	
				-----		-----	
				6,830	8	6,830	
12603011	Automotive Body Repair Lab	26	190	4,940	1	4,940	26
	Classroom, Related Instruction			525	1	525	
	Frame Machine			400	1	400	
	Spray			450	1	450	
	Storage, Flammable			75	1	75	
	Storage, Material			175	1	175	
	Storage, Tool			175	1	175	
				-----		-----	
				6,740	7	6,740	
12603020	Auto Mechanics Lab	20	171	3,420	1	3,420	20
	Classroom, Related Instruction			525	1	525	
	Storage, Material			175	1	175	
	Storage, Project			175	1	175	
	Storage, Material			100	1	100	
	Storage, Tool			135	1	135	
	Storage, Flammable			75	1	75	
	De-grease Area, Outdoor			180	1	180	
				-----		-----	
				4,785	8	4,785	
12613000	DRAFTING AND DESIGN						
12613000	Drafting & Design Tech Lab	18	76	1,368	1	1,368	18
	Reproduction			180	1	180	
	Storage, Material			175	1	175	
	Storage, Project			175	1	175	
				-----		-----	
				1,898	4	1,898	

College: SOUTH FLORIDA COMMUNITY COLLEGE

Year: 1997-98

Site : Site 1: Main Campus

Site CO-FTE : 2933

Nonvocational: 1826

Vocational : 1107

ICS CODE	DESCRIPTION OF SPACE	STA- SQ/FT		SQ/FT	NO.	TOTAL	TOTAL
		PER	STA-				
12615000	ELECTRONICS						
12615020	Industrial Electronics Lab	30	76	2,280	1	2,280	30
	Classroom, Related Instruction			525	1	525	
	Storage, Material			175	1	175	
	Storage, Project			175	1	175	
	Storage, Tool			90	1	90	
				-----	-----	-----	
				3,245	5	3,245	
12619000	GRAPHIC ARTS						
12619000	Graphic Arts Lab	15	57	855	1	855	15
	Classroom, Related Instruction			525	1	525	
	Paint Vapor			180	1	180	
	Photography Laboratory			900	1	900	
	Storage, Material			175	1	175	
	Storage, Project			175	1	175	
				-----	-----	-----	
				2,810	6	2,810	
12623000	METALWORKING						
12623020	Machine Shop Lab	30	147	4,410	1	4,410	30
	Classroom, Related Instruction			525	1	525	
	Storage, Material			250	1	250	
	Storage, Project			175	1	175	
	Storage, Tool			135	1	135	
				-----	-----	-----	
				5,495	5	5,495	
12626000	PERSONAL SERVICES						
12626020	Cosmetology Lab	20	76	1,520	2	3,040	40
	Classroom, Related Instruction			800	2	1,600	
	Dispensary			90	2	180	
	Facial			90	2	180	
	Lockers, Student			180	2	360	
	Reception			90	2	180	
	Storage, Material			75	2	150	
	Toilet, Student			42	2	84	
				-----	-----	-----	
				2,887	16	5,774	

College: SOUTH FLORIDA COMMUNITY COLLEGE

Year: 1997-98

Site : Site 1: Main Campus

Site CO-FTE : 2933

Nonvocational: 1826

Vocational : 1107

ICS CODE	DESCRIPTION OF SPACE	STA-	SQ/FT	NO.	TOTAL	TOTAL
		TIONS PER	SQ/FT			
		PER	EACH	SPA-		
		SPAC	SPACE	CES	SQ/FT	STATIONS
12636000	WOODWORKING OCCUPATIONS					
12636010	Cabinet, Millwork & Furnmk Lab	20	171	3,420	1	3,420
	Classroom, Related Instruction			525	1	525
	Spray			270	1	270
	Storage, Flammable			75	1	75
	Storage, Material			545	1	545
	Storage, Project			175	1	175
	Storage, Tool			175	1	175
				5,185	7	5,185
12700000	PUBLIC SERVICE					
12702000	LAW ENFORCEMENT					
12702010	Law Enforcement Lab	15	96	1,440	2	2,880
	Shower, Mens			225	2	450
	Classroom, Related Instruction			525	2	1,050
	Darkroom			320	2	640
	Storage, Material			175	2	350
	Shower, Womens			225	2	450
	Reception			90	2	180
	Firing Range			2,400	1	2,400
				5,400	15	8,400
12702030	Correctional Officer Lab	18	81	1,458	1	1,458
	Classroom, Related Instruction			525	1	525
	Storage, Material			175	1	175
				2,158	3	2,158

College: SOUTH FLORIDA COMMUNITY COLLEGE

Year: 1997-98

Site : Site 1: Main Campus

Site CO-FTE : 2933




Nonvocational: 1826

Vocational : 1107

ICS CODE	DESCRIPTION OF SPACE	TOTAL SQ/FT	TOTAL STATIONS
Totals from Prior Pages		181,501	2,040
11408350	PHYSICAL EDUCATION	18,598	
41100000	AUXILIARY SPACES:		
41200000	Library	23,005	
41500000	Audiovisual	8,075	
50000000	Auditorium/Exhibition	8,799	
VARIES	Student Services	21,998	
70000000	Office	36,868	
90000000	Support Services	13,972	
90000000	Custodial Services	3,226	
	Sanitation:		
	Student Restroom	4,400	
	Staff/Public Restroom	733	
SUBTOTAL NET SQUARE FEET		301,775	
Electric/HVAC Equipment = .08%		18,107	
TOTAL NET SQUARE FEET		319,882	
90000000	NET-TO-GROSS DIFFERENCE:		
	Circulation/Walls/Over-		
	hangs/Open Malls = 34%	108,760	
TOTALS - GROSS SQ/FT & STUDENT STATIONS		428,642	2,040

NOTE: Amounts on this page are calculated with formulas.

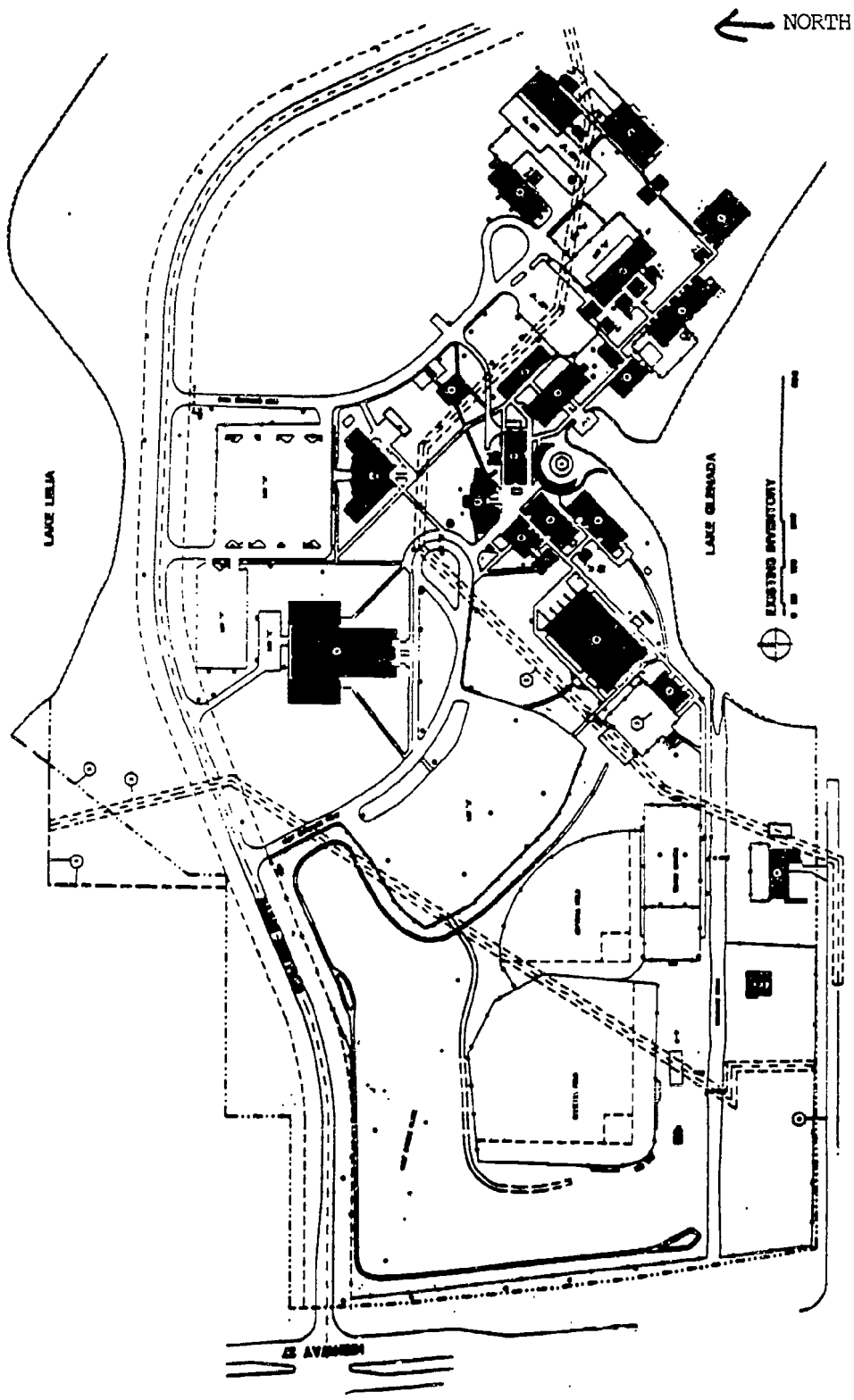
* Related space agreed to by staff of community college and OEF.



SECTION 7
INVENTORY
OF
EXISTING SITES
AND
FACILITIES

During the educational plant survey, members of the survey team visited all existing sites and facilities owned by the college as well as those under long-term lease to the college. They examined facilities with regard to physical condition to determine whether they could be classified as satisfactory and recommended for continued use. They also evaluated facilities with respect to adequacy and suitability for accommodating the educational programs and related services provided by the college.

Description of Site: South Florida Community College owns one site, which was recently expanded by the no cost acquisition of 125 acres from the Department of Health and Rehabilitative Services. The new acreage is primarily undeveloped but does include a dual disorder treatment center previously operated by H. R. S. The treatment center is currently operated through a private contractor and the college has no operational interest in or responsibility for the facility. It is not, therefore, carried as part of the current facilities inventory for the purposes of this survey. Main Campus, Site 1, is located on 86 acres at 600 West College drive, approximately one mile south of the city of Avon Park, on U. S. 27. With the acquisition of the adjoining property the total site acreage is now 211. The campus consists of 35 permanent buildings and 1 temporary structure.



Description of Facilities: The facilities owned by South Florida Community College are listed by site in **Exhibit 140: Existing Satisfactory Student Stations and Space by Facility**. For each facility, the number and name are indicated; then the type, status, and condition are described. For buildings, net and gross square footage are given.

First, the facility number and name are given. The type designation identifies the primary characteristic of the facility, that is, whether it is a building, parking area, athletic area, outdoor swimming pool, or other. The status information refers to the degree of permanence of the facility based on structural materials and life expectancy. For example, a building constructed of masonry and steel and having a fifty-year lifetime is classified as permanent. One constructed of wood and having a much shorter life span is listed as temporary. During the period between the appropriation of construction funds and the final inspection after construction is completed, a facility is classified as under construction.

The condition classification reports whether the physical quality of the facility has been evaluated by the survey team as satisfactory or unsatisfactory. Facilities described in the exhibits as satisfactory or in need of remodeling or renovation are included in the satisfactory category. Those identified as in need of demolition or appropriate for termination are included in the unsatisfactory category. Facilities determined to be satisfactory by the survey are recommended for continued use.

On Site 1, Main Campus, the survey team found that all 35 permanent buildings were in satisfactory condition, but recommended remodeling or renovation for 14 of them.

College: SOUTH FLORIDA COMMUNITY COLLEGE

Site : Site 1: Main Campus

EXISTING SATISFACTORY STUDENT STATIONS AND SPACE BY FACILITY

FACILITY	T S C Y / O P A N E T D	STUDENT STATIONS					SQUARE FEET	
		Classroom	Non-vocational	Physical Education	Vocational	Total	Net	Est. Gross
Totals		914	184	0	245	1,343	213,375	285,921
1 TENNIS COURTS	A P S	0	0	0	0		0	
2 TENNIS COURTS	A P S	0	0	0	0		0	
3 MAINTENANCE	B P R	0	0	0	0		5,724	7,670
4 BASEBALL FIELD	A P S	0	0	0	0		0	
5 SOFTBALL FIELD	A P S	0	0	0	0		0	
6 HANDBALL COURTS	A P S	0	0	0	0		0	
10 BASEBALL CONCESSIO	A P S	0	0	0	0		151	202
11 STORAGE/DUGOUT	A P S	0	0	0	0		420	563
12 DUGOUT	A P S	0	0	0	0		420	563
13 BATTING CAGE	A T S	0	0	0	0		1,775	2,379
16 AUTOMOTIVE BODY SH	B P S	0	0	0	26	26	7,334	9,828
17 TOILET E	B P S	0	0	0	0		500	670
18 FLAMMABLE STORAGE	B P S	0	0	0	0		192	257
100 ADMINISTRATION	B P S	0	0	0	0		3,696	4,953
200 SCIENCE	B P S	58	68	0	0	122	5,666	7,592
210 VOC CENTER - TECH	B P S	0	0	0	45	45	6,133	8,218
220 CHILD CARE	B P S	50	0	0	19	69	5,859	7,851
230 CHILD CARE STORAGE	B P S	0	0	0	0		130	174
240 STORAGE L	B P S	0	0	0	0		147	197
300 STUDENT SERVICES	B P S	0	0	0	0		2,218	2,972
310 SUPPORT SERVICES	B P S	0	0	0	0		1,741	2,333
400 LECTURE CENTER	B P S	136	0	0	0	136	4,347	5,825
500 TOILET A	B P S	0	0	0	0		354	474
600 CLASSROOMS	B P S	132	0	0	54	186	8,715	11,678
700 STUDENT CENTER	B P S	0	0	0	0		4,622	6,193
800 COSMETOLOGY	B P S	0	0	0	14	14	2,291	3,070
900 LOCKER	B P S	0	0	0	0		3,107	4,163
910 SWIMMING POOL	S P S	0	0	0	0		0	
915 POOL SUPPORT	B P S	0	0	0	0		396	531
1000 VOC CENTER - MECH	B P S	0	0	0	41	41	7,201	9,649
1101 CLASSROOM	B P S	0	0	0	0		571	765
1102 CLASSROOM	B P S	0	0	0	0		571	765
1103 LOCKER	B P S	0	0	0	0		425	570
1200 TOILET B	B P S	0	0	0	0		837	1,122
1201 TOILET C	B P S	0	0	0	0		354	474
1202 TOILET D	B P S	0	0	0	0		308	413
1203 TOILET F	B P S	0	0	0	0		300	402
1500 AUDITORIUM	B P S	0	74	0	0	74	28,232	37,831
1600 GYMNASIUM	B P S	35	0	0	0	35	23,001	30,821
1700 NURSING SUITE	B P S	0	0	0	4	4	5,202	6,971
1800 COMPMATH CLASS	B P S	56	44	0	0	100	3,580	4,797
1900 BOARDROOM	B P S	0	0	0	0		1,024	1,372
2000 LEARNING RES CENTE	B P S	0	0	0	0		16,730	22,418
2100 CABINET MAKING/R	B P S	0	0	0	42	42	7,407	9,925
2200 STUDENT SERV COMPL	B P S	449	0	0	0	449	51,694	69,270

TYPE: A=Athletic, B=Building, O=Other, P=Parking, S=Swimming Pool
 STATUS: C=Construction, P=Permanent, T=Temporary
 CONDITION: D=Demolish, R=Remodel/Renovate, S=Satisfactory, T=Terminate




Instructional Facilities and Student Stations: Educational plants accommodate a variety of functions including instruction, academic support, student services, and institutional support. Because the instructional program is the primary function of a college, instructional facilities are most important. They include classrooms and laboratories as well as related service areas.

Student stations are found in the instructional facilities of an educational plant. A student station is defined as the amount of square footage, along with the associated equipment required, for one student to participate in a particular instructional program. The number and type of student stations are critical factors when evaluating existing facilities relative to their adequacy and suitability for providing for educational programs.

During the review of buildings, the survey team identified and assessed the student stations in each classroom and laboratory facility. The number and type of existing student stations determined to be satisfactory by the survey are shown by site in the center portion of **Exhibit 140: Student Stations and Space by Facility**. They are displayed by building and categorized according to classroom, nonvocational laboratory, and vocational laboratory. All existing student stations were determined to be satisfactory.

Auxiliary and Ancillary Facilities: Auxiliary and ancillary facilities accommodate the noninstructional functions of a college. Auxiliary facilities are those which house academic support, student services, and institutional support functions located at campuses, centers, and special purpose centers. Ancillary facilities are those which provide for districtwide institutional support at central locations.

Institutional support facilities include areas for library, audiovisual, auditorium and exhibition functions. Student support facilities include spaces for physical education activities and for food, lounging, merchandising, recreation, meeting, and health care services for students. Institutional support facilities include all office and conference facilities; spaces for students; and areas for computing services, maintenance shops, central storage, and vehicle storage.



SECTION 8
PLAN FOR
HOUSING PROGRAMS,
STUDENTS AND SERVICES

The survey team developed a plan for housing instructional programs, projected student enrollments, faculty, staff, administrators, and auxiliary and ancillary services for the ensuing five-year period. The planning process required evaluation of existing educational plants, determination of future needs, and recommendations for changes and additions to existing plants to provide for future needs.

Programs and Students: Facility planning for housing instructional programs and student enrollments involves analysis of existing plant capacities, specification of capacity needs, and recommendations for remodeling, renovation, and new construction to meet the needs. Summaries of the five-year plan for housing programs and projected enrollments of South Florida Community College are presented by site in **Exhibit 150: Summary of Student Stations.**

Educational plant capacity is defined as the number of capital outlay full-time-equivalent students which can be accommodated by the plant in regular instructional programs. Assessment of capacity requires consideration of several factors: kinds of educational programs in which students are enrolled, types of space in which different kinds of students receive instruction, number of student stations available in each type of space, and utilization criteria for rooms and student stations.

Specifically, all students receive instruction in general classrooms, nonvocational students in nonvocational laboratories, and vocational students in vocational laboratories. In the exhibits, capital outlay full-time-equivalent student enrollment and number of student stations both are distributed appropriately among the three instructional space categories.

College: SOUTH FLORIDA COMMUNITY COLLEGE

Site : Site 1: Main Campus

SUMMARY OF STUDENT STATIONS

SPACE CATEGORY	GENERAL CLASSROOMS	NON- VOCATIONAL	PHYSICAL EDUCATION	VOCATIONAL
FACILITIES LIST:				
1997-98 CO-FTE To Be Housed	2,933	1,826	0	1,107
Utilization Index Percent *	0.3704	0.2083	1.0000	0.4902
Student Station Allocation	1,086	380	0	543
1997-98 Facilities List	1,075	394	0	571
Facilities List Over or (Under)	(11)	14	0	28
INVENTORY:				
Existing Student Stations				
In Inventory	914	184	0	245
Student Stations - Construction	225	112	0	308
Student Stations - Remodeling	(56)	65	0	8
Student Stations - Renovation	0	0	0	0
Stations Only For Program **	0	0	0	0
Survey Recommended Stations	1,083	381	0	581
Utilization Index *	2.7000	4.8000	1.000	2.040
CO-FTE Housed	2,924	1,733	0	1,144

* Indexes and reciprocals are for site with 2,500 or more CO-FTE.

** Stations associated with recommendations to meet program needs beyond station allocation are excluded from survey recommended stations.

Note: Capacity defined as number of CO-FTE students that can be housed by plant in instructional activities. Stations associated with recommendations to meet program needs beyond station allocation are excluded from survey recommended stations.

In addition, utilization criteria for each space category specify expected weekly hours of room use, percentage of student station use, and average weekly contact hours of students. In the tables, utilization indexes which combine category criteria are used to transform student stations into capacity and, conversely, utilization index reciprocals are used to convert capacity into student stations.

Explicit information related to the summary exhibits is provided throughout the survey report. Projection of 1995-96 capital outlay full-time-equivalent student enrollment is explained in **Exhibit 100** of **Section 5**. Educational programs are listed in **Exhibit 130** of **Section 6**. Utilization criteria are given in **Section 3**. Existing student stations are listed in **Exhibit 140** of **Section 7**. Recommendations for remodeling, renovation, and new construction are included in **Section 10**.

Personnel and Services: Facility planning for housing faculty, staff, and administrators, and auxiliary and ancillary services involves assessment of present plants, identification of future needs, and recommendations for remodeling, renovation and new construction to meet the needs. Summaries of the five-year plan for accommodating the personnel and auxiliary and ancillary services for South Florida Community College is presented by site in **Exhibit 160: Existing and Recommended Square Footage**. The exhibit also provides summaries of the plan for housing instructional programs and student enrollments, given in terms of square footage instead of student stations.

Specific information related to the summaries in **Exhibit 160** is provided in other sections of the survey report. Square footage allocations by space category by site are shown in **Exhibit 130** of **Section 6**. Auxiliary and ancillary facilities are defined and described in **Section 7**. Recommendations for remodeling, renovation, and new construction are included in **Section 10**.




College: SOUTH FLORIDA COMMUNITY COLLEGE

Site : Site 1: Main Campus

SUMMARY OF EXISTING AND RECOMMENDED SQUARE FOOTAGE

SPACE CATEGORY	1997-98	EXISTING	SPACE	RECOMMENDED CHANGE-NSF		SURVEY REC- OMMENDED SPACE
	SPACE ALLOCATION	INVENTORY SPACE	DEFICIT OR SURPLUS	Construction	Remodeling	
INSTRUCTIONAL SPACES:						
Classrooms	30,100	24,308	(5,792)	7,200	(1,386)	30,122
Nonvocational Spaces	27,244	15,433	(11,811)	10,515	871	26,819
Physical Education	18,598	23,666	5,068	0	0	23,666
Vocational Spaces	104,157	40,026	(64,131)	63,837	36	103,899
Subtotal	180,099	103,433	(76,666)	81,552	(479)	184,506
ACADEMIC SUPPORT:						
Library	23,605	10,678	(12,927)	12,927	0	23,605
Audiovisual	8,075	2,510	(5,565)	5,565	0	8,075
Auditorium/Exhibition	8,799	18,441	9,642	0	0	18,441
Subtotal	40,479	31,629	(8,850)	18,492	0	50,121
STUDENT SERVICES:	21,998	24,573	2,575	0	(120)	24,453
INSTITUTIONAL SUPPORT:						
Office	36,868	33,792	(3,076)	3,663	(786)	36,669
Support Services	13,972	8,576	(5,396)	3,745	1,851	14,172
Custodial Services	3,226	0	(3,226)	0	(454)	(454)
Sanitation:						
* Student Restrooms	4,400	4,400	0	0	0	4,400
* Staff/Public Restrooms	733	733	0	0	0	733
Subtotal	59,199	47,501	(11,698)	7,408	611	55,520
ELECTRIC/HVAC EQUIPMENT	18,107	0	(18,107)	0	(12)	(12)
TOTAL NET SQUARE FEET	319,882	207,136	(112,746)	107,452	0	314,588
NET-TO-GROSS DIFFERENCE	108,760	87,080	(21,680)	45,173	0	132,253
TOTAL GROSS SQUARE FEET	428,642	294,216	(134,426)	152,625	0	446,841

* Existing Inventory Space for Sanitation not available - derived from 1997-98 Space Allocation.



SECTION 9
ANALYSIS
OF
CAPITAL OUTLAY FINANCES

The survey team developed a comprehensive plan for meeting the educational plant needs of the college for the succeeding five-year period. During the planning process, they evaluated needs for site acquisition, development, and improvement, remodeling, renovation, and new construction. Implementation of the complete plan for South Florida Community College as set forth in the survey recommendations included in **Section 10** was estimated to cost \$ 47,980,467.00.

Financial capacity for accomplishing the plan depends upon the amount of future revenues made available to the college as well as obligations previously incurred. Thus, revenue sources accessible for capital outlay expenditure are discussed below. In addition, the indebtedness of the college during the period of the survey for state board of education capital outlay bonds is displayed in **Exhibit 210: Schedule of ... Bond Issues and Debt Requirement**. Finally, further information regarding the recent financial position of the college is found in **Exhibit 220: Capital Outlay Expenditures by Fund Source** and **Exhibit 230: Capital Outlay Expenditures by Project Type**. Capital outlay expenditure patterns by fund source and by project type are traced for the preceding five-year period.

Revenue Sources for Capital Outlay: College capital outlay projects may be financed from federal, state, and local fund sources. The primary sources of funds for Florida community colleges are state revenues provided for in Section 9(a)(2) and Section 9(d) of Article XII of the State Constitution, as amended.

Under the provisions of the Public Education Bond Amendment, Section 9(a)(2), Article XII, State Constitution, as amended,

proceeds of revenues derived from gross receipts taxes for utility services are placed in the Public Education Capital Outlay and Debt Service Trust fund. Revenues, interest, and proceeds derived from the sale of public education capital outlay bonds issued by the State Board of Education are used to finance capital projects for the state system of public education as authorized by the Legislature. Funds accruing under this section commonly are referred to as public education capital outlay (PECO).

Each year the Legislature allocates funds from the Public Education Capital Outlay and Debt Service Trust Fund appropriation to various boards in the state system of public education. Pursuant to Section 235.41, F.S., the Commissioner of Education submits a comprehensive capital outlay budget request for all boards to the Legislature. In accordance with Section 235.435(1)(a), F.S., each college board of trustees annually receives an allocation for remodeling, renovation, maintenance, repairs, and site improvement for existing satisfactory facilities. In addition, under the provisions of Section 235.435(4)(a), F.S., the boards of trustees receive funds for projects based on a three-year priority list for the entire state community college system included in the legislature budget request.

Under the provisions of the School Capital Outlay Amendment, Section 9(d), Article XII, State Constitution, as amended, the first proceeds of revenues derived from the licensing of motor vehicles are placed in the Capital Outlay Bonds and Debt Service Fund and distributed annually among the school districts and college districts in the ratio of the number of instructional units in each district. Thus each district receives funds each year. After adoption of a resolution by the college board of trustees requesting issuance of capital outlay bonds against revenues accruing to the college district, the State Board of Education is authorized to issue bonds for and on behalf of the district. Funds accruing under this section commonly are referred to as capital outlay and debt service (CO&DS).

Revenues, interest, and proceeds derived from the sale of capital outlay bonds are used to finance capital projects in the order of priority of need based on recommendations in the current educational plant survey. The order of priority for expenditure of funds is established by the Board of Trustees in accordance with Rule 6A-2.0206, FAC, and approved by the State Board of Education.

College: SOUTH FLORIDA COMMUNITY COLLEGE

SCHEDULE OF STATE BOARD OF EDUCATION BOND ISSUES AND DEBT REQUIREMENT

Year	Name of Issue	SERIES OF ISSUE	AMOUNT OF ISSUE	UNRETIRED PRINCIPAL 7/1/93	DEBT SERV OBLIGATION 7/1/93 THRU 6/30/98	UNRETIRED PRINCIPAL 7/1/98
1980	Capital Outlay Bonds	1980-A	\$425,000	\$250,000	\$209,623	\$105,000
1988	Capital Outlay Bonds	1988-A	\$255,000	\$225,000	\$126,090	\$175,000
1991	Capital Outlay Bonds	1991-A	\$325,000	\$305,000	\$153,488	\$240,000
1992	Capital Outlay Bonds	1992-A	\$285,000	\$275,000	\$137,948	\$210,000
Totals			\$1,290,000	\$1,055,000	\$627,148	\$730,000

SOURCE: Department of Education, Office of Educational Facilities, Educational Facilities Budgeting and Financial Management Section, "State Board of Education Bond Maturity Schedules".

College: SOUTH FLORIDA COMMUNITY COLLEGE

Site : Site 1: Main Campus

CAPITAL OUTLAY EXPENDITURES BY FUND SOURCE
FROM 1987-88 THROUGH 1991-92

FUND SOURCE	1987-88	1988-89	1989-90	1990-91	1991-92
PUBLIC EDUCATION BOND AMENDMENT (PECO)					
Correction Of Fire Safety Deficiencies	\$0.00	\$0.00	\$0.00	\$0.00	\$0.00
Modification For Physically Handicapped	0.00	0.00	0.00	0.00	0.00
Correction of Safety-To-Life Deficiencies	0.00	0.00	0.00	0.00	0.00
Removal Of Asbestos	0.00	0.00	0.00	0.00	4,250.00
Remodeling, Renovation, Maintenance, Repair, and Site Improvement	64,128.72	99,212.95	219,315.37	17,453.69	337,106.90
New Construction	557,895.83	2,219,700.33	197,809.42	380,175.09	1,734,160.21
Library, Books and Films	0.00	0.00	0.00	53,673.16	4,182.71
SCHOOL CAPITAL OUTLAY AMENDMENT (CO&DS)					
Revenue Flowthrough And Interest	0.00	38.02	45.11	0.00	55,991.13
Bond Proceeds, SBE Capital Outlay Bonds	0.00	0.00	22,680.45	535,865.30	0.00
STATE GENERAL REVENUE	221,465.11	350,904.90	289,343.14	241,287.86	127,797.93
LOCAL FUNDS	35,776.31	142,571.10	237,299.84	40,837.76	116,840.15
FEDERAL FUNDS	146,456.52	128,584.19	133,787.29	134,109.22	178,269.55
Totals	\$1,025,722.40	\$2,940,991.39	\$1,100,280.62	\$1,383,402.08	\$2,558,568.58

SOURCE: Amounts from the Annual Financial Reports issued by the Accounting Offices of the college.

College: SOUTH FLORIDA COMMUNITY COLLEGE

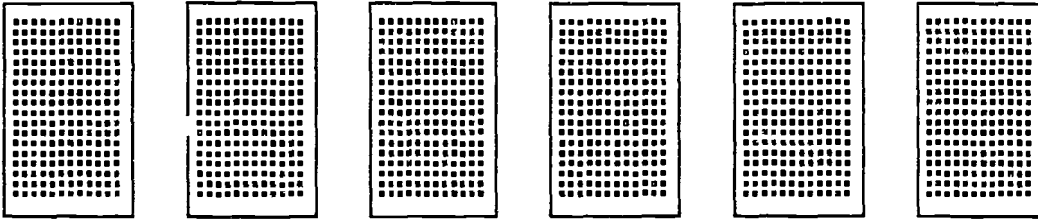
Site : Site 1: Main Campus

CAPITAL OUTLAY EXPENDITURES BY PROJECT TYPE
FROM 1987-88 THROUGH 1991-92

TYPE EXPENDITURE	1987-88	1988-89	1989-90	1990-91	1991-92
Planning	\$0.00	\$0.00	\$0.00	\$0.00	\$0.00
Land Acquisition	0.00	0.00	0.00	0.00	0.00
Building Construction	600,807.42	1,908,556.74	492,018.10	876,756.38	1,631,648.90
Furniture And Equipment	331,573.35	899,543.87	401,284.27	312,985.60	297,085.07
Remodeling, Renovation, Maintenance And Repair	64,128.72	10,096.93	106,296.49	17,453.08	281,137.40
Other Structures & Improvements *	15,136.17	58,703.08	21,638.05	100,812.34	329,930.14
Library Books And Films	14,076.83	64,090.77	79,043.71	75,394.88	18,797.07
Totals	\$1,025,722.49	\$2,940,991.39	\$1,100,280.62	\$1,383,402.08	\$2,558,598.58

SOURCE: Amounts from the Annual Financial Reports of the Accounting Offices of the college.

NOTE: Definitions of asset classifications Accounting Manual For Florida's Public Community Colleges.
Site development and site improvement are included under Other Structures and Improvements
asset classification.



SECTION 10

RECOMMENDATIONS

FOR

EDUCATIONAL PLANTS

SOUTH FLORIDA COMMUNITY COLLEGE

**RECOMMENDATIONS FOR EDUCATIONAL PLANTS
FOR
SOUTH FLORIDA COMMUNITY COLLEGE**

The comprehensive five-year plan for meeting the educational plant needs of the community college is specified in the list of recommendations formulated by the survey team. The plan provides for housing the educational program, student population, faculty, administrators, staff, and auxiliary and ancillary services of the college district.

The recommendations furnish the foundation for adoption of a proposed five-year plan for educational plants of the district by the Board of Trustees, in accordance with Section 235.16, F.S. Similarly, the recommendations serve as the basis for the proposed building program with projects listed in the order of priority, submitted pursuant to Rule 6A-2.0207, FAC, by the Board of Trustees through the Office of Educational Facilities to the State Board of Education for approval. The order of priority of need for projects is established in Rule 6A-2.0206, FAC.

Cost estimates included with the recommendations were current at the time of the survey visit. Estimates are derived from the gross square foot cost of construction for the college used in the legislative capital outlay budget request for the fiscal year in which the survey was conducted.

It should be noted that cost estimates attached to recommendations are added only to provide a general idea of anticipated cost and should not be interpreted as accurate estimates for particular projects. At the point in time that recommendations are incorporated into planning specific projects, actual cost estimates appropriate for those projects need to be prepared by professional estimators for the college. Square foot rates and cost estimates for the community college educational plant survey recommendations are reported herein as follows:

RECOMMENDATION CATEGORY	SQUARE FOOT COST RATE	ESTIMATED COST
Construction	\$112.77	\$17,211,747
Remodeling	56.39	3,015,117
Renovation	37.59	53,603
Site Acquisition		0
Site Development		10,000,000
Site Improvement		17,700,000
ESTIMATED TOTAL COST		\$47,980,467

In addition, six standard recommendations are listed for college-wide application, as needed. They address general categories of physical plant need that are likely to occur over time. No cost estimates are indicated for these recommendations.

RECOMMENDATIONS

College: SOUTH FLORIDA COMMUNITY COLLEGE

Site : Site 1: Main Campus

SITE DEVELOPMENT

1.01. Develop newly acquired 125 acre site to make it usable.

Estimated Cost: \$10,000,000

SITE IMPROVEMENT

1.02. Renovate and extend to newly acquired 125 acre site, the campuswide exterior lighting system.

Estimated Cost: \$ 500,000

1.03. Construct culvert for meandering natural earth fissure (ditch) on eastern portion of site.

Estimated Cost: \$ 500,000

1.04. Renovate and extend to newly acquired 125 acre site, the campuswide landscaping and irrigation systems.

Estimated Cost: \$1,200,000

1.05. Renovate and extend to newly acquired 125 acre site, the campuswide drainage system.

Estimated Cost: \$ 500,000

1.06. Renovate and extend to newly acquired 125 acre site, the campuswide sewer system.

Estimated Cost: \$ 600,000

1.07. Renovate and extend to newly acquired 125 acre site, the campus wide underground electrical utilities system.

Estimated Cost: \$ 600,000

Exhibit 500

- 1.08. Renovate and extend to newly acquired 125 acre site, the campuswide telecommunications system which includes the telephone, fire, security, audio-visual, time and data transmission systems.
- Estimated Cost: \$1,500,000
- 1.09. Construct an expansion of the campuswide roadway system, approximately 6.0 miles, to include newly acquired 125 acre site.
- Estimated Cost: \$6,000,000
- 1.10. Construct an expansion of the campuswide potable water system to the newly acquired site.
- Estimated Cost: \$4,000,000
- 1.11. Renovate existing campuswide potable water system.
- Estimated Cost: \$1,000,000
- 1.12. Remove dumped building supplies (trash) from newly acquired 125 acre site.
- Estimated Cost: \$ 800,000
- 1.13. Renovate Facility 4 - Baseball Field; to include illumination, bleachers, re-sodding, positive drainage, irrigation system, public address system; for physical education.
- Estimated Cost: \$ 125,000
- 1.14. Renovate Facility 910 - Swimming Pool; to include marcasiting and decking, enclosure; for physical education.
- Estimated Cost: \$ 125,000
- 1.15. Construct two (2) docks on Lake Glenada; approximately 4800 square feet; for physical education.
- Estimated Cost: \$ 250,000

Exhibit 500

REMODELING

- 1.16. Remodel Facility 100 - Administration; all rooms; for better utilization; as office facilities and service areas; use codes 310, 315, 350, 355; zero student stations; 3696 NSF.

Estimated Cost: \$ 208,417

- 1.17. Remodel Facility 200 - Science; Rooms 0133, 0134; as biology laboratory and service areas; use codes 210, 215; PLUS 20 student stations; 1386 NSF. (Remodeling Rooms 0133, 0134; use code 110 non-vocational; LESS 56 student stations.)

Estimated Cost: \$ 78,157

- 1.18. Remodel Facility 200 - Science; Rooms 111, 112, 130; as biology laboratory and service areas; PLUS 20 student stations; 1430 NSF. (Remodeling Room 130; use code 210 non-vocational; LESS 23 student stations.)

Estimated Cost: \$ 80,638

- 1.19. Remodel Facility 200 - Science; Rooms 104, 105, 132; as earth science laboratory; use codes 210, 215; PLUS 20 student stations; 1424 NSF. (Remodeling Room 132; use code 210 non-vocational; LESS 23 student stations.)

Estimated Cost: \$ 80,299

- 1.20. Remodel Facility 210 - Vocational Center - Technology; as air conditioning, refrigeration and heating technician laboratory; Rooms 201, 202, 203, 204, 205, 207, 208, 209, 210; use codes 210, 212, 215; PLUS 30 student stations; 6133 NSF. (Remodeling Rooms 201, 205, 210; use code 210 vocational; LESS 40 student stations.)

Estimated Cost: \$ 345,840

- 1.21. Remodel Facility 220 - Child Care; as child care laboratory; Rooms 232, 233, 234, 235; use codes 210, 215, 310, 315; PLUS 15 student stations; 2206 NSF.

Estimated Cost: \$ 124,396

Exhibit 500

- 1.22. Remodel Facility 300 - Student Services; as offices; Rooms 140, 142, 143, 144, 145, 147, 148, 150, 151, 152, 453, 154, 155, 156, 157, 158, 159; use codes 310, 315, 350, 355; zero student stations; 2850 NSF.

Estimated Cost: \$ 160,712

- 1.23. Remodel Facility 310 - Support Services; all rooms; as storage facility and service areas; use codes 730, 735; zero student stations; 1907 NSF.

Estimated Cost: \$ 107,536

- 1.24. Remodel Facility 400 - Lecture Center; all rooms; as classroom facilities and service areas; use codes 110, 115; PLUS 136 student stations; 4347 NSF; (Remodeling Rooms 101, 102; use code 110; LESS 136 student stations.)

Estimated Cost: \$ 245,127

- 1.25. Remodel Facility 700 - Student Center; all rooms; as student services facilities, offices and service areas; use codes 310, 315, 350, 630, 635, 650, 670, 675; zero student stations; 6078 NSF.

Estimated Cost: \$ 342,738

- 1.26. Remodel Facility 800 - Cosmetology; all rooms; as drafting laboratory and service areas; use codes 210, 215, 310, 315; PLUS 18 student stations; 2385 NSF. (Remodeling Room 106; use code 210 vocational; LESS 14 student stations.)

Estimated Cost: \$ 134,490

- 1.27. Remodel Facilities 1000 - Vocational Center, Mechanical; 1101 and 1102 - Related Classrooms; 1103 - Lockers; all rooms as automotive technology laboratory suite and service areas; use codes 210, 212, 215, 310; PLUS 40 student stations; 8790 NSF. (Remodeling Rooms 108, 114; use code 210 vocational; LESS 41 student stations.)

Estimated Cost: \$ 495,668

Exhibit 500

- 1.28. Remodel Facility 1500 - Auditorium; Rooms 25, 26, 27, 28, 29, 30, 31, 32, 33, 34A, 35, 36, 37, 38, 38A; as art laboratories and service areas; use codes 210, 215, 310, 730; PLUS 55 student stations; 5942 NSF. (Remodeling Room 29, use code 210 non-vocational; LESS 7 student stations.)

Estimated Cost: \$ 335,069

- 1.29. Remodel Facility 1500 - Auditorium; Rooms 10, 11, 12, 13, 13A, 14, 15, 15A, 15B, 15C, 16; as band and choral laboratories; and service areas; use codes 210, 215, 230, 235; PLUS 70 student stations; 4895 NSF. (Remodeling Rooms 10, 15, 16; use code 210 non-vocational; LESS 56 student stations.)

Estimated Cost: \$ 276,029

RENOVATION

- 1.30. Renovate Facility 200 - Science; Rooms 107, 108, 109, 113, 131; 1426 NSF.

Estimated Cost: \$ 53,603

NEW CONSTRUCTION

- 1.31. Construct classroom facilities and service areas; use codes 110, 115; PLUS 225 student stations; 7200 NSF; 10227 GSF.

Estimated Cost: \$ 1,153,299

- 1.32. Construct agriculture and natural resources laboratory suite; use codes 210, 212; 215; PLUS 22 student stations; 1460 NSF; 2074 GSF.

Estimated Cost: \$ 233,885

- 1.33. Construct physics laboratory suite and service areas; use codes 210, 215, 220, 225; PLUS 23 student stations; 2119 NSF; 3010 GSF.

Estimated Cost: \$ 339,438

- 1.34. Construct chemistry laboratory suite and service areas; use codes 210, 215; PLUS 23 student stations; 1685 NSF; 2394 GSF.

Estimated Cost: \$ 269,971

Exhibit 500

- 1.35. Construct astronomy/meteorology laboratory, to include observatory, and service areas; use codes; 210, 215; PLUS 22 student stations; 1824 NSF; 2591 GSF.
- Estimated Cost: \$ 292,187
- 1.36. Construct addition to air conditioning and environmental control laboratory suite; use codes 212, 215; zero student stations; 1377 NSF; 1956 GSF.
- Estimated Cost: \$ 220,578
- 1.37. Construct addition to automotive technology laboratory suite to include outdoor covered work space; use codes 212, 215; zero student stations; 2825 NSF; 4012 GSF.
- Estimated Cost: \$ 452,433
- 1.38. Construct addition to music laboratory suite; use code, 215; zero student stations; 2335 NSF; 3317 GSF.
- Estimated Cost: \$ 374,058 .
- 1.39. Construct IMTS laboratory suite and service areas; use codes 210, 215; zero student stations; 3025 NSF; 4300 GSF.
- Estimated Cost: \$ 484,911
- 1.40. Construct reading laboratory suite and service areas; use codes 210, 212, 215; PLUS 22 student stations; 1090 NSF; 1550 GSF.
- Estimated Cost: \$ 174,794
- 1.41. Construct nursery operations and management laboratory suite and service areas; use codes 210, 212, 215; PLUS 20 student stations; 4825 NSF; 6855 GSF.
- Estimated Cost: \$ 773,038
- 1.42. Construct nursing (RN) laboratory suite and service areas; use codes 210, 212, 215; PLUS 12 student stations; 3621 NSF; 5145 GSF.
- Estimated Cost: \$ 580,202

Exhibit 500

- 1.43. Construct three (3) practical nursing laboratory suites and service areas; use codes 210, 212, 215; PLUS 36 student stations; 12048 NSF; 17,115 GSF.

Estimated Cost: \$1,930,059

- 1.44. Construct emergency medical technology (paramedic) laboratory suite and service areas; use codes 210, 212, 215; PLUS 15 student stations; 3175 NSF; 4510 GSF.

Estimated Cost: \$ 508,593

- 1.45. Construct business data processing systems laboratory suite and service areas; use codes 210, 212, 215; PLUS 23 student stations; 2074 NSF; 2946 GSF.

Estimated Cost: \$ 332,220

- 1.46. Construct business data processing systems, peripheral equipment operator, laboratory suite and service areas; use codes 210, 212, 215; PLUS 23 student stations; 2074 NSF; 2946 GSF.

Estimated Cost: \$ 332,220

- 1.47. Construct business data processing systems, programmer, laboratory suite and service areas; use codes 210, 212, 215; PLUS 23 student stations; 2074 NSF; 2946 GSF.

Estimated Cost: \$ 332,220

- 1.48. Construct business data processing systems, systems analyst, laboratory suite and service areas; use codes 210, 212, 215; PLUS 23 student stations; 2074 NSF; 2946 GSF.

Estimated Cost: \$ 332,220

- 1.49. Construct graphic arts laboratory suite and service areas; use codes 210, 212, 215; PLUS 15 student stations; 2810 NSF; 3992 GSF.

Estimated Cost : \$ 450,178

- 1.50. Construct machine shop laboratory suite and service areas; use codes 210, 212, 215; PLUS 30 student stations; 5495 NSF; 7805 GSF.

Estimated Cost: \$ 880,170

Exhibit 500

- 1.51. Construct two (2) cosmetology laboratory suites and service areas; use codes 210, 212, 215; PLUS 40 student stations; 5774 NSF; 8202 GSF.

Estimated Cost: \$ 924,940

- 1.52. Construct two (2) law enforcement laboratory suites and service areas; use codes 210, 212, 215; PLUS 30 student stations; 8400 NSF; 11932 GSF.

Estimated Cost: \$1,345,572

- 1.53. Construct correctional officer laboratory suite and service areas; use codes 210, 212, 215; PLUS 18 student stations; 2158 NSF; 3066 GSF.

Estimated Cost: \$ 345,753

- 1.54. Construct library facilities and service area; use codes 410, 420, 430, 440, 445; zero student stations; 12927 NSF; 18362 GSF.

Estimated Cost: \$2,070,683

- 1.55. Construct audiovisual facilities and service areas; use codes 530, 535; zero student stations; 5565 NSF; 7905 GSF.

Estimated Cost: \$ 891,447

- 1.56. Construct office facilities and service areas; use codes 310, 315, 350, 355; zero student stations; 3663 NSF; 5203 GSF.

Estimated Cost: \$ 586,742

- 1.57. Construct support services facilities and service areas; use codes 580, 585, 630, 635, 650, 655, 680, 685, 690, 710, 715, 720, 725, 730, 735, 740, 745; zero student stations; 3745 NSF; 5320 GSF.

Estimated Cost: \$ 599,936

Standard Collegewide Recommendations

- S.1. Provide custodial services facilities as prescribed in Rule 6A-2.038(2)(3), Florida Administrative Code.
- S.2. Provide sanitation facilities for serving students, staff, and the general public as required in Rule 6A-2.068, .069, Florida Administrative Code.
- S.3. Correct deficiencies related to safety, health, and sanitation as identified in Rule 6A-2, Part III, Florida Administrative Code.
- S.4. Modify facilities, recommended for continued use in this survey report, to comply with standards and specifications for the physically disabled as established in Section 255.21, Florida Statutes.
- S.5. Replace defective roofs and roofing membranes, except those of facilities recommended to be razed in this survey report, in accordance with Rule 6A-2.0205(8), Florida Administrative Code.
- S.6. Replace or purchase additional furnishings and equipment, for facilities recommended for continued use in this survey report, as provided for in Rule 6A-2.0205(5), Florida Administrative Code.
- S.7. Provide paved auto parking areas pursuant to Rule 6A-2.039(5), FAC.
- S.8. Purchase sites for SBE designated campuses, centers and special purpose centers for educational facilities for future use beyond the projection period of this survey. Sites to be approved by the Office of Educational Facilities pursuant to Section 235.19 and 240.327, Florida Statutes, and Rule 6A-2.039, FAC.



State of Florida
Department of Education
Tallahassee, Florida
Betty Castor, Commissioner
Affirmative action/equal opportunity employer