

ED 353 403

CE 062 811

TITLE PROUD Adult Readers 1-4. People Reading Their Own Unique Dictations [and] A Guide for Teachers and Tutors.

INSTITUTION New Educational Projects, Inc., Lancaster, PA.

SPONS AGENCY Pennsylvania State Dept. of Education, Harrisburg. Div. of Adult Basic and Literacy Education Programs.

PUB DATE [92]

NOTE 129p.; For related documents, see CE 062 809-810.

PUB TYPE Guides - Classroom Use - Instructional Materials (For Learner) (051) -- Guides - Classroom Use - Teaching Guides (For Teacher) (052)

EDRS PRICE MF01/PC06 Plus Postage.

DESCRIPTORS Adult Basic Education; *Adult Reading Programs; Basic Skills; *High Interest Low Vocabulary Books; *Language Experience Approach; Literacy; *Literacy Education; Reading Instruction; Reading Skills; *Reading Writing Relationship; Student Developed Materials; *Tutoring; Whole Language Approach

IDENTIFIERS 353 Project

ABSTRACT

This document consists of a guide for teachers and tutors and four "readers" for adults. These readers are intended to eliminate the problems associated with book-centered, one-to-one tutoring, such as the following: (1) uninteresting, irrelevant materials focusing on single reading skills rather than reading as communication; (2) materials that lack learner-centered activities; or (3) materials that reinforce low self-worth attitudes. The guide explains the purpose of the readers and has sections on language experience, choosing the appropriate reader, and the use of the readers. It also offers points to remember when using the readers and suggests other uses for the material. Each of the four books consists of stories and follow-up activities designed to teach reading to adult students. The stories, written by students using the language experience approach, range from a few sentences to a few pages. Skill exercises presented after each story include fill-in-the-word, word and plural formation, word search, and comprehension questions. Stories are illustrated with cartoons. The materials are progressively more challenging, so that the teacher can select the appropriate level for each student or may start the student in book one and progress from book to book. (CML)

 * Reproductions supplied by EDRS are the best that can be made *
 * from the original document. *

P.R.O.U.D

Adult Readers

A Guide for Teachers and Tutors

U.S. DEPARTMENT OF EDUCATION
Office of Educational Research and Improvement
EDUCATIONAL RESOURCES INFORMATION
CENTER (ERIC)

This document has been reproduced as
received from the person or organization
originating it.

Minor changes have been made to improve
reproduction quality.

• Points of view or opinions stated in this docu-
ment do not necessarily represent official
OE RI position or policy.

PERMISSION TO REPRODUCE THIS
MATERIAL HAS BEEN GRANTED BY

J. Christopher

TO THE EDUCATIONAL RESOURCES
INFORMATION CENTER (ERIC)

People **R**eading their **O**wn **U**nique **D**ictations

ED353403

CE 062 811

A Guide for Teachers and Tutors

•
Using the

P•R•O•U•D

Adult Readers

with your
adult
students

The four P•R•O•U•D Adult Readers were originally developed by the Mid-State Literacy Council, State College, Pennsylvania, as Project P.R.O.U.D., through a special-projects grant funded by the Federal Adult Education Act through the Pennsylvania Department of Education. P.R.O.U.D. is an acronym for People Reading Their Own Unique Dictations. The current edition, renamed P•R•O•U•D Adult Readers, was produced by New Educational Projects, Inc., Lancaster, Pennsylvania, and funded under a similar grant, called Second Wind: Enhancing the Usability of Three Good Curriculum Projects during the 1990-91 school year. The aim of that project was to edit and repackage three previously produced projects so that they could become more accessible to adult learners in Pennsylvania.

The original Project P.R.O.U.D. was designed to eliminate the problems associated with book-centered, one-to-one tutoring, such as

uninteresting, irrelevant material focusing on single reading skills rather than reading as communication or materials lacking in learner-centered activities, confirming low self-worth attitudes and the feeling of being a one-of-a-kind reader.

•

Language Experience and More

Tutors using the Language Experience approach with their students wrote the P•R•O•U•D stories and used them as a teaching tool with their students in their lessons. This approach is learner-centered rather than skill-centered, with the student as an active, creative, equal participant in the learning-teaching process. The method utilizes the unique experiences, knowledge and concerns of the students.

The vocabulary, exercises and comprehension questions produced from the student's own words are more meaningful to the student.

The language-experience stories and their accompanying skill exercises and comprehension questions were submitted by the tutors and students and collected into six books. Through these readers, the students were able to share their experiences with other students, receive recognition of the value of their communications and learn about other students' experiences and similar problems and concerns, as well as learn reading, decoding and comprehension skills.

It is our hope that you as teachers and tutors will find these readers a valuable teaching tool to use a supplementary material in your one-to-one tutoring.

• **How to Choose the Appropriate Book**

The reading level of the P.R.O.U.D. readers correlates to the reading levels of the Laubach Skill Books in that they are graduated from a lower reading level in the first reader to a higher reading level in the sixth reader.

- Reader #1 correlates to Skill Books 1, 2 and 3.
- Reader #2 correlates to Skill Books 3 and 4.
- Reader #3 and #4 correlate to Skill Book #4 and above.

Choose a reader correlating to the level at which your student is now working, or you may wish to start with #1 regardless of the student's precise level in order to enjoy the full collection of stories that interest your student.

• **How to Use the Readers**

1. With your student, review the vocabulary in the box and any other appropriate vocabulary in the story:

- a. To read words:
 - (1) Sound out the beginning letter of the word.
 - (2) Break it into syllables.
 - (3) Sound out the syllables.
 - (4) Sound out the word.
- b. Discuss the word's meaning.
- c. Use the word in a sentence.

2. Using the duet reading method, read the story with your student. If you know that your student can read the story comfortably without duet reading, allow the student to read alone.

3. Read each sentence orally and have the student read each sentence after you.

4. Fill in the blanks in the first exercise after each story. Your student should read each sentence and fill in the missing word. If this proves difficult, remind the student to look back to find the exact sentence printed in the story.

5. Complete the remaining word exercises. (Note that "correct" answers are not provided; we believe you will find them obvious if you look over a student's work. Moreover, many students will be able to easily determine if they have completed the exercises correctly.)

6. Answer the questions that follow the word exercises. Encourage your student to write answers in complete sentences. The questions under "THE STORY" heading are drawn directly from the story. The questions under "YOUR TURN" are geared to help your student form an opinion and possibly generate a story.

7. To review what you have completed, read the story together again.

•

Is the Book You Chose Appropriate for Your Student?

If the story was too simple and the student wants more of a challenge, select the next higher book. If the story seemed too difficult and your student would like an easier one, select the next lower book.

•

Points to Remember When Using P•R•O•U•D Adult Readers

1. *Readers should not be used consumably.* Use transparency overlays for puzzles or activities in the readers.
2. Students may keep a notebook in which to record answers to the comprehension questions or to write their own stories.
3. Students should always respond to written or verbal questions in complete sentences.

•

Other Suggested Uses

1. As an alternative, read the story to your student. This is particularly valuable if your student is interested in a story which has a reading level or vocabulary level much higher than your student's current reading skills.
2. Have your student read the story onto a tape for independent use at home, or to listen

to the tape in class while following along in the book.

3. The vocabulary in the stories contains words which only need to be read orally for meaning in the story and do not need to be learned. Focus on vocabulary that is part of "everyday" usage. (Check the Fry and Dolch lists.)
4. Make up your own exercises as you see a need or interest develop for your student. Flash cards may be a useful tool in learning new vocabulary words.
5. You know your student best. Do the exercises which apply to your student's level. If an exercise is too difficult, skip it.
6. Use the P•R•O•U•D Adult Readers as a launching point for your own Language Experience activity. Encourage your student to tell about an experience, event, or object. Write down the response, type it, and watch your student enjoy the pleasure of competence in being able to read it back to you.

•

The People Behind P•R•O•U•D

Credit goes to the following people for the development of the P•R•O•U•D Adult Readers: From Mid-State Literacy Council, all the adult student writers who contributed material; Monica Kindig, Project P.R.O.U.D. Director; Margaret Cieply, artist; and Bunny Moon, Project P.R.O.U.D. typist. From New Educational Projects, Inc., Tana Reiff, Second Wind Project Director and Denise Schoenherr, Second Wind typist. In addition, Monica Kindig consulted on the Second Wind version. We also wish to express gratitude for the support offered by the staff of the Pennsylvania Department of Education, Division of Adult Basic and Literacy Programs. ■

PROUD

Adult Readers



People Reading their Own Unique Dictations

Book 1

Table of Contents

Would You Like to Live in the Woods? *by Ray Trigger*..... 3

My Walkman *by Tim Sawchuk*..... 6

Oatmeal Cookies *by Anonymous*..... 9

At the Ball Game *by Anonymous*..... 12

The Ponies *by Betty Fye* 15

Music I Like *by Tim Sawchuk* 17

My Clock *by Cindy Buttorff*..... 19

Days of the Week *by Martha Snyder*..... 22

P•R•O•U•D

Adult Readers

Book 1

(in a series of 4 books + A Guide for Teachers and Tutors)

•

A Section 353 Special Project
produced under 1990-91 grant #98-1046
"Second Wind: Enhancing the Usability
of Three Good Curriculum Projects"
by New Educational Projects, Inc.
P.O. Box 182
Lancaster, PA 17603
Tana Reiff, Project Director

•

Based on
"Project P.R.O.U.D.,
People Reading Their Own Unique Dictations,"
grant #98-5009
produced by Mid-State Literacy Council
117 E. Beaver Ave.
State College, PA 16801
Monica Kindig, Project Director

•

Loan copies of P•R•O•U•D Adult Readers
available from
AdvancE
Pennsylvania Department of Education
333 Market St. - 11th Floor
Harrisburg, PA 17126-0333
1-800-992-2283 in PA


•

Would You Like to Live in the Woods?

by Ray Trigger

| | | |
|--------|------|------|
| all | yes | get |
| and | give | like |
| listen | can | bird |

Yes,
I would like to.
Because I like
to listen
to the birds
and watch the animals.
Because it gives
you time
to think about life.
You can also
get to know
all the animals.
And you
can understand
the forest.
You also get
to know
where all
the animals live.



Would You Like to Live in the Woods?

➡ FILL IN THE MISSING WORDS

1. Yes, I would _____ to live in the woods.
2. I like to _____ to the birds.
3. I like to watch the _____.
4. It gives you time to _____ about life.
5. You can also get to _____ all the animals.
6. And you _____ understand the forest.
7. You also get to know where _____ the animals live.

➡ PLURALS: Add s and read.

One More Than One

animal animal__

bird bird__

bear bear__

forest forest__

➡ CAPITAL LETTERS: Which words should begin with a capital letter?

___ i ___ june ___ bird
___ you ___ monday ___ animal

➡ WORD FIND: Find the words on the right inside the block of letters. Draw a circle around each one you find.

| | | | | | | |
|---|---|---|---|---|---|------|
| P | P | P | A | L | L | ALL |
| B | G | P | P | P | P | YOU |
| I | I | P | Y | O | U | GIVE |
| R | V | T | P | P | P | YES |
| D | E | P | Y | E | S | BIRD |

➤ THE STORY

1. What does the author listen to?

2. What does the author watch?

3. Would the author like to live in the woods? Why or why not?

➤ YOUR TURN — TELL ABOUT YOU

1. Would you like to live in the woods? Why or why not?

2. What is your favorite animal? Why did you pick this animal?

My Walkman

by Tim Sawchuk

| | | |
|------|--------|------|
| cost | listen | sing |
| hear | music | work |

I have
a Walkman
that I got
at David Weis Store.
I don't remember
how much it cost.
The Walkman
has earphones
so I can listen
to the music
without anyone else
hearing it.
I listen
to QWIK rock on FM.
I take it
with me to work.
I like
singing with it.
I listen to it
on the bus.



My Walkman

➤ FILL IN THE MISSING WORDS

1. I _____ a Walkman
2. that I _____ at David Weis Store.
3. _____ don't remember how much it cost.
4. The Walkman _____ earphones
5. so I _____ listen to the music.
6. I _____ it with me to work.
7. I _____ singing with it.
7. I _____ to it on the bus.

➤ ADD TWO LITTLE WORDS TO MAKE ONE BIG WORD.

ear + phones = _____

with + out = _____

any + one = _____

➤ WORD FAMILIES: Add a letter and read.

Add *c* ___an

Add *m* ___an

Add *p* ___an

Add *r* ___an

Add *t* ___an

➤ WORD FIND: Find the words on the right inside the block of letters. Draw a circle around each one you find.

W O R K Z Z Z WORK

Z Z Z B Z Z Z BUS

Z Z M U S I C CAN

Z Z Z S Z Z A MUSIC

S T O R E Z N STORE

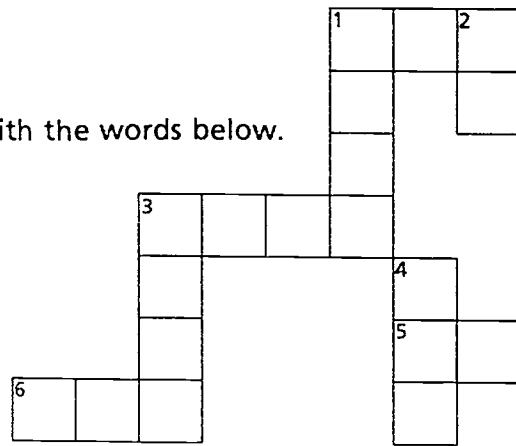
➤ CROSSWORD PUZZLE: Fill in the blocks with the words below.

Across

- 1. has
- 3. take
- 5. at
- 6. got

Down

- 1. have
- 2. so
- 3. that
- 4. ear



➤ THE STORY

1. What does the author have?

2. Where does the author take this thing?

3. Where does the author listen to this thing?

➤ YOUR TURN — TELL ABOUT YOU

1. What kinds of music do you like?

2. Do you like to listen to music with earphones?

li

Oatmeal Cookies


by Anonymous

| | | |
|---------|-------|-------|
| bring | store | cold |
| cookies | good | going |

Linda asked Bill,
"Are you going
to the store?"

"Yes," said Bill.
"I am going
to the store."

"Will you bring me
a box of oatmeal?
I will make you
oatmeal cookies.
They will be good
on a cold day,"
said Linda.



➤ THE STORY

1. What did Linda ask Bill?

2. What did Linda say she would make?

➤ YOUR TURN — TELL ABOUT YOU

1. Do you ever make cookies?

2. Do you like oatmeal cookies? What kind of cookie do you like best?

...

At the Ball Game

by Anonymous

| | | |
|------|---------|--------|
| ball | popcorn | lasted |
| game | shook | bought |

I went
to the ball game
in Pittsburgh
at Three Rivers Stadium.
It was night.
They had hot dogs,
popcorn, pop, beer
and salt pretzels
to buy.
It was a warm night.

I shook hands
with the Pittsburgh Parrot.
There were a lot
of people there.
The game lasted
until after ten.
I bought a Pirates cap.



At the Ball Game

➤ FILL IN THE MISSING WORDS

1. I went to the _____ in Pittsburgh.
2. It was _____.
3. They had hot _____, popcorn, pop, beer and salt pretzels.
4. It was a warm _____.

➤ ADD s AND READ

| <u>One</u> | <u>More Than One</u> |
|------------|----------------------|
| river | river__ |
| night | night__ |
| game | game__ |
| ball | ball__ |

➤ MATCH THE WORDS

| | |
|---------|---------|
| buy | WARM |
| beer | POPCORN |
| warm | PEOPLE |
| cap | BUY |
| popcorn | SALT |
| salt | CAP |
| people | BEER |

- WORD FIND: Find the words on the right inside the block of letters.
Draw a circle around each one you find.

| | |
|-----------|------|
| X B E E R | BEER |
| B W C A P | BUY |
| U A X X X | WARM |
| Y R P O P | CAP |
| X M X X X | POP |

➤ THE STORY

1. Where did the author go?

2. When did the author go?

3. Was it a cold night?

4. What did the author buy?

➤ YOUR TURN — TELL ABOUT YOU


1. Did you ever go to a ball game? Tell about it.

The Ponies

by Betty Fye

| | | |
|--------|-------|-------|
| have | every | brown |
| called | fence | black |
| around | warm | spots |

I have two ponies.
Every time they are fed,
they whinny
and snort.
They are called
Beauty and Tony.
We have had them
a long time.
My Dad
built them a barn
and put up a fence
so they don't get out
on the road.
Tony is white
with brown spots.
Beauty is black.
Beauty always
chases Tony
out in the snow.
When it's really cold,
they run around
and jump
to keep warm.



The Ponies

➤ FILL IN THE MISSING WORDS

1. I have _____ ponies.
2. Every time they are fed, they whinny _____ snort.
3. My _____ built them a barn and put up a fence.
4. _____ is white with brown spots.
5. Beauty is _____.
6. Beauty always chases Tony out in the _____.

➤ FILL IN THE MISSING LETTERS

__lack s__ots
fe__ce __un
s__ow jum__

➤ WORD FIND: Find the words on the right inside the block of letters. Draw a circle around each one you find.

| | | | | | | |
|---|---|---|---|---|---|-------|
| S | B | L | A | C | K | RUN |
| B | A | R | N | S | S | BROWN |
| S | S | S | R | U | N | JUMPS |
| S | J | U | M | P | S | BARN |
| S | B | R | O | W | N | BLACK |

➤ THE STORY

1. How many ponies does the author have?

2. Why did the author's dad build a fence?

3. How do the ponies keep warm?

➤ YOUR TURN — TELL ABOUT YOU

1. Do you know someone who has a pony?

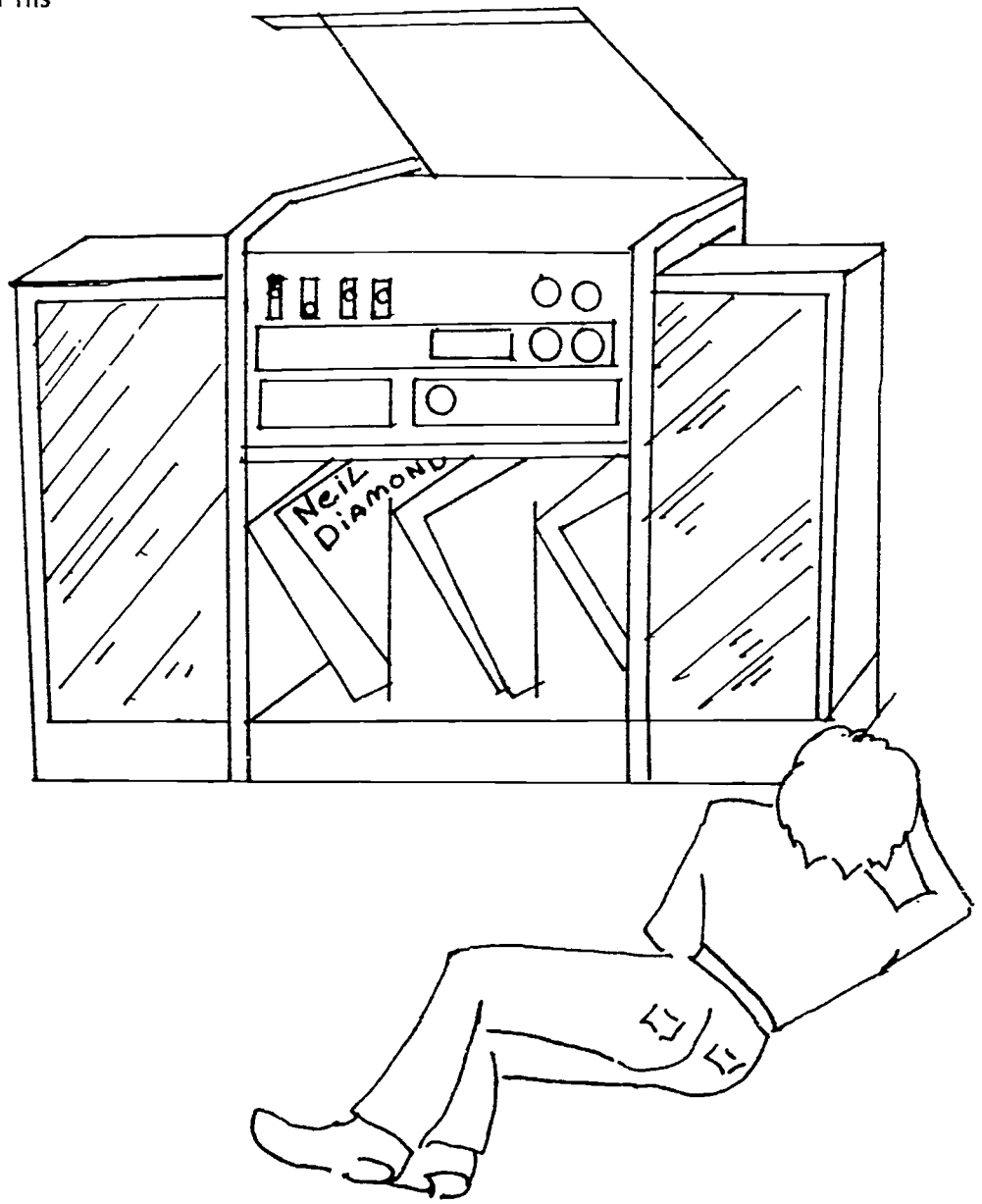
2. Have you ever ridden a pony? _____

Music I Like

by Tim Sawchuk

| | | |
|-------|---------|----------|
| music | roll | record |
| rock | country | birthday |

I like
rock and roll music.
I like music
from the 50's.
I like country music.
I like Neil Diamond.
I have one record of his
and one tape.
I like Crystal Gayle.
I like
Anne Murray.
I am going
to get her record
for my birthday,
I think.
My birthday
is July 18th.



Music I Like

➤ FILL IN THE MISSING WORDS

1. I _____ rock and roll music.
2. I like music _____ the 50's.
3. I like country _____ .
4. I _____ one record of his and one tape.

➤ ADD s AND READ

One More Than One

record record

tape tape

birthday birthday

➤ WORD FIND: Find the words on the right inside the block of letters. Draw a circle around each one you find.

M U S I C F F LIKE
F F L I K E F HER
F G O I N G F MUSIC
H E R F F F F HIS
F F F F H I S GOING

➤ THE STORY

1. What kinds of music does the author like?

2. Name three singers that the author likes.

➤ YOUR TURN — TELL ABOUT IT

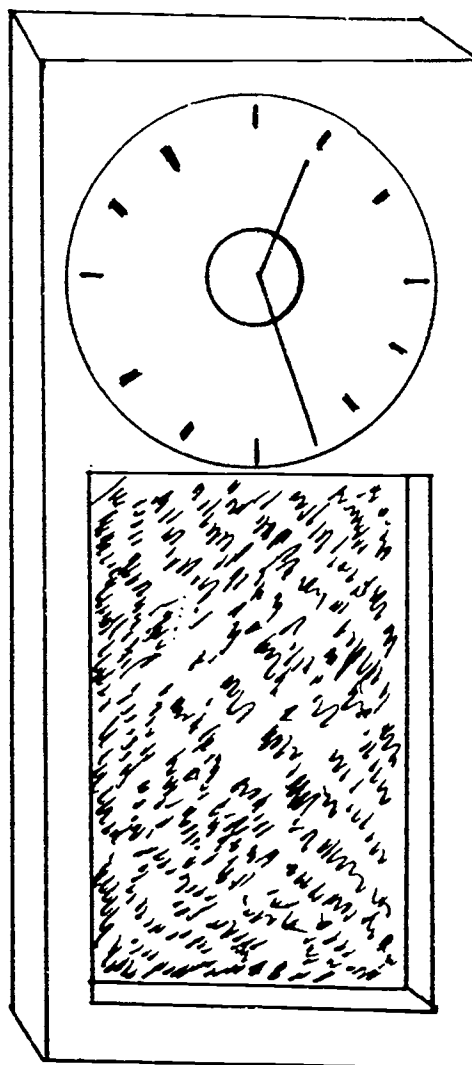
1. What kind of music do you like?

My Clock

by Cindy Buttorff

| | | |
|---------|--------|-------|
| colors | white | hands |
| through | orange | clock |
| holes | yellow | hang |

I am making
a latchhook clock.
I have a hook
that pulls the yarn
through the holes.
The colors are
white, yellow,
orange and black.
It has
a yellow face
and orange numbers.
The hands
are black.
The rest is
white and orange.
After it is done,
I will hang it
in my room.



My Clock

➤ FILL IN THE MISSING WORDS

1. I am making a latchhook _____ .
2. It has a yellow _____ .
3. It has _____ numbers.
4. The hands are _____ .
5. I will hang it in my _____ .

➤ MATCH THE WORDS

| | |
|--------|--------|
| colors | HOOK |
| hook | COLORS |
| face | ROOM |
| hands | FACE |
| room | HANDS |

➤ WORD FIND: Find the words on the right inside the block of letters. Draw a circle around each one you find.

| | |
|-------------|-------|
| G G G C G G | CLOCK |
| G G G L G G | ROOM |
| G R O O M G | FACE |
| G F A C E G | HOOK |
| H O O K G G | |

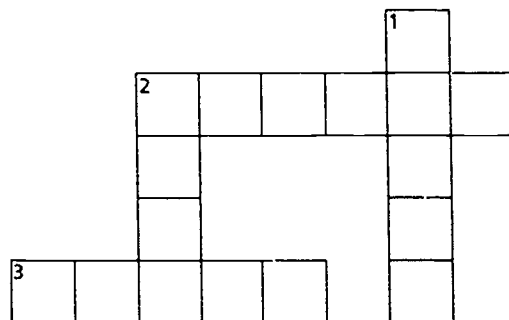
➤ CROSSWORD PUZZLE: Fill in the blocks with the words below.

Across

2. yellow
3. nands

Down

1. holes
2. yarn



📖 THE STORY

1. What is the author making?

2. What color is the face of the clock?

3. What color are the hands of the clock?

📖 YOUR TURN — TELL ABOUT YOU



1. Do you have a hobby? Tell about it.

Days of the Week

by Martha Snyder

| | | |
|----------|---------|-----------|
| Monday | Tuesday | Wednesday |
| Thursday | Friday | Saturday |
| Sunday | | |

Today is Friday.
Yesterday was Thursday.
On Monday
I did the laundry.
On Tuesday
I cleaned the house.
On Wednesday
I cooked dinner.
On Thursday
I cooked dinner
and supper
and washed
the dishes.
On Saturday
I went shopping.
On Sunday
I went to church
with Alda
in the van.



Days of the Week

➤ FILL IN THE MISSING WORDS

1. Today is _____ .
2. Yesterday was _____ .
3. On _____ I did laundry.
4. On _____ I cleaned the house.
5. On _____ I cooked dinner.
6. On _____ I went shopping.
7. On _____ I went to church.

➤ MATCH THE WORDS

| | |
|-----------|-----------|
| Sunday | MONDAY |
| Monday | TUESDAY |
| Tuesday | SUNDAY |
| Wednesday | WEDNESDAY |
| Thursday | FRIDAY |
| Friday | THURSDAY |
| Saturday | SATURDAY |

- WORD FIND: Find the words on the right inside the block of letters.
Draw a circle around each one you find.

| | | | | | | | |
|---|---|---|---|---|---|---|-----------|
| Z | Z | Z | W | Z | Z | Z | SUNDAY |
| Z | T | Z | E | Z | Z | Z | SHOP |
| S | U | N | D | A | Y | Z | WEDNESDAY |
| Z | E | Z | N | Z | Z | Z | DISHES |
| Z | S | Z | E | Z | Z | Z | TUESDAY |
| Z | D | I | S | H | E | S | |
| Z | A | Z | D | Z | Z | H | |
| Z | Y | Z | A | Z | Z | O | |
| Z | Z | Z | Y | Z | Z | P | |

➤ THE STORY

1. On what day did the author do the laundry?

2. On what day did she go shopping?

3. On what day did she clean the house?

4. On what day did she cook dinner?

5. On what day did she go to church?

➤ YOUR TURN — TELL ABOUT YOU

1. Do you do different things each day of the week?

2. What is your favorite day of the week? Why?

PROUD

Adult Readers



People Reading their Own Unique Dictations

31

Book 2

Table of Contents

Christmas by Sue Welsh..... 3

Apple Farm Story by Betty Fye..... 6

The Camping Trip by Peter Matsushima 9

I Like Singers by Tim Sawchuk..... 12

My Boyfriend by Sue Welsh..... 15

Grandma's 90th Birthday by Betty Fye 18

I Like to Travel by Pattie Panati..... 21

My Trailer by Anonymous..... 24

The Shopping Trip by Peter Matsushima 27

Story of the Woods by Lyle Nearhood 30

P•R•O•U•D

Adult Readers

Book 2

(in a series of 4 books + A Guide for Teachers and Tutors)

•

A Section 353 Special Project
produced under 1990-91 grant #98-1046
"Second Wind: Enhancing the Usability
of Three Good Curriculum Projects"
by New Educational Projects, Inc.
P.O. Box 182
Lancaster, PA 17603
Tana Reiff, Project Director

•

Based on
"Project P.R.O.U.D.,
People Reading Their Own Unique Dictations,"
grant #98-5009
produced by Mid-State Literacy Council
117 E. Beaver Ave.
State College, PA 16801
Monica Kindig, Project Director

•

Loan copies of P•R•O•U•D Adult Readers
available from
AdvancE
Pennsylvania Department of Education
333 Market St. - 11th Floor
Harrisburg, PA 17126-0333
1-800-992-2283 in PA

Christmas


by Sue Welsh

| | | |
|---------|----------|-----------|
| morning | dinner | breakfast |
| people | potatoes | twelve |

Christmas morning
we got up at 7:30.
We ate breakfast.
Then we all
sat around
and talked for a while.
Then we opened
our gifts.

I got
a Bible book cover
that zippers up
from my boyfriend.
All the little ones
got toys, games,
and a tape recorder.
They played
with them all day.

After we got done
sharing our gifts,
we went to Grandma's for dinner.
There were mashed potatoes
and turkey.
There were twelve people
at my grandma's house.
My aunt and uncle
came up.
We talked a lot.



Christmas

☞ Fill in the missing words.

1. Christmas _____ we got up at 7:30.
2. We ate _____.
3. Then we all sat around and _____ for a while.
4. Then we _____ our gifts.
5. After we got done sharing our gifts, we went to Grandma's for _____.
6. There were mashed _____ and turkey.
7. There were _____ people at my grandma's house.
8. We talked a _____.

☞ ADD TWO LITTLE WORDS TO MAKE ONE BIG WORD

break + fast = _____ a + round = _____

boy + friend = _____ grand + ma = _____

☞ MATCH THE NUMBERS: Draw a line from the numeral to the number word.


- | | |
|----|--------|
| 1 | four |
| 2 | three |
| 3 | five |
| 4 | two |
| 5 | six |
| 6 | one |
| 7 | eight |
| 8 | seven |
| 9 | ten |
| 10 | eleven |
| 11 | nine |
| 12 | twelve |

➤ CROSSWORD PUZZLE: Fill in the blocks with the words below.

Across

Down

- | | |
|-----------|----------|
| 1. twelve | 1. talk |
| 2. gift | 2. got |
| 4. house | 3. there |



➤ THE STORY

1. What time did the people in the story get up?

2. To whose house did they go for dinner?

3. What were three gifts they got?

4. Where did they go for dinner?

➤ YOUR TURN — TELL ABOUT YOU

1. Tell about what you do on a holiday.

2. What foods would you like to eat on a holiday?

3. What gifts do you like to get?

Apple Farm Story

by Betty Fye

| | | |
|-------|-------|------|
| apple | lunch | gave |
| farm | too | |

We ate lunch
on the bus
going down
to the apple farm
last week.
We got
one apple
to eat
at the apple farm.
We had apple cider too.
Some people
bought apples.
The people
at the apple farm
gave me
a free apple button
and a cook book.



Apple Farm Story

➤ FILL IN THE MISSING WORDS

1. We _____ lunch on the bus.
2. We got one _____ to eat at the apple farm.
3. We had apple cider _____.
4. Some people bought _____.
5. The people _____ the apple farm gave me a free apple button and a cook book.

➤ RHYMING WORDS

ate

had

- | | |
|----------------------|----------------------|
| add <i>d</i> ___ ate | add <i>b</i> ___ ad |
| add <i>g</i> ___ ate | add <i>d'</i> ___ ad |
| add <i>h</i> ___ ate | add <i>m</i> ___ ad |
| add <i>m</i> ___ ate | add <i>f</i> ___ ad |

➤ ADD *s* AND READ


One More Than One

- | | |
|--------|-----------|
| apple | apple___ |
| button | button___ |
| farm | farm___ |
| week | week___ |
| book | book___ |

➤ CROSSWORD PUZZLE

Across

1. We went to the _____.
3. We went last _____.
5. We ate _____ on the farm.
8. We got _____ apple to eat.



Down clues and Word Bank are on the next page.

Down

2. The people gave us a free _____ button.
4. We got one apple to _____.
6. We had apple _____ too.
7. The people gave us a _____ apple button.

| WORD BANK | | | |
|-----------|------|-------|-------|
| lunch | week | one | apple |
| farm | free | cider | eat |

➡ THE STORY

1. Where did they eat lunch?

2. How many apples did they get to eat?

3. What did the people at the apple farm give the author?

➡ YOUR TURN — TELL ABOUT YOU

1. Do you like apples?

2. Did you ever visit an apple farm?

3. Do you ride the bus?

The Camping Trip

by Peter Matsushima

| | | |
|---------|----------|---------|
| camping | swimming | caught |
| fishing | trip | weather |

First I
packed
a suitcase.
I put
in a shirt,
pants, socks,
toothbrush,
toothpaste,
comb, shampoo,
underwear and
pajamas.
I wore a jacket.
We took food
in boxes.

The weather
was sunny.
The nights
were cool
and we had a fire
in the fireplace.
We roasted
marshmallows
in the fire
and had
crackers too.
I don't like them much.
We slept
in a brown house.
We went fishing.
Nobody caught
a fish.
We played
baseball and football.
We went swimming.
The trip was fun.



The Camping Trip

➤ FILL IN THE MISSING WORDS

1. _____ I packed a suitcase.
2. We took _____ in boxes.
3. The weather was _____ .
4. The nights were _____ .
5. The _____ was fun.

➤ ADD S AND READ

One More Than One

shirt shirt__

sock sock__

jacket jacket__

house house__

trip trip__

➤ MATCH THE WORDS

food JACKET

socks TRIP

jacket FISH

boxes FOOD

fish SOCKS

trip BOXES

- WORD FIND: Find the words on the right inside the block of letters.
Draw a circle around each one you find.

X F O O D X X FOOD

X I X X X X X FISH

X S X X F U N BOXES

X H B O X E S TRIP

X X X T R I P FUN

41

➤ THE STORY

1. What did the author do first?

2. What did they take in boxes?

3. Where did they sleep?

4. What did they play?

➤ YOUR TURN — TELL ABOUT YOU

1. Do you ever go camping?

2. Do you like to fish?

3. What do you like to do on vacation?

I Like Singers

by Tim Sawchuk

| | | |
|---------|----------|------|
| clothes | singer | wear |
| dead | favorite | |

I want
to be a singer
like Elvis Presley.
Elvis is dead.
It is sad.
Elvis has
greasy dark hair.
I am going
to grease my hair
a little bit.
Michael Jackson
is my
favorite,
and he wears
sexy clothes.
Elvis wears
sexy clothes too.



I Like Singers

👉 FILL IN THE MISSING WORDS

1. I _____ to be a singer like Elvis Presley.
2. Elvis is _____ .
3. It _____ sad.
4. Elvis _____ greasy dark hair.
5. I _____ going to grease my hair a little bit.
6. Michael Jackson _____ my favorite and he wears sexy clothes.

👉 MATCH THE WORDS

| | |
|----------|----------|
| wears | DEAD |
| clothes | FAVORITE |
| singer | WEARS |
| dead | DARK |
| favorite | CLOTHES |
| hair | HAIR |
| dark | SINGER |

👉 MATCH THE OPPOSITES

| | |
|--------|-------|
| little | happy |
| sad | she |
| go | big |
| like | hate |
| he | stay |

- 👉 WORD FIND: Find the words on the right inside the block of letters.
Draw a circle around each one you find.

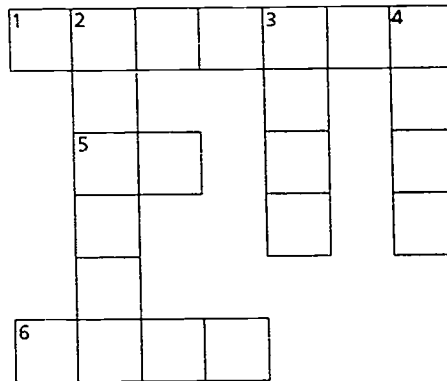
| | |
|-----------------|---------|
| D A R K D D D D | HAIR |
| D D D W E A R S | DARK |
| D D D H A S D D | CLOTHES |
| H A I R D D D D | HAS |
| D C L O T H E S | WEARS |

➤ CROSSWORD PUZZLE

Across

Down

- | | |
|------------|-----------|
| 1. clothes | 2. little |
| 5. to | 3. hair |
| 6. wear | 4. sexy |



➤ THE STORY

1. What does the author want to be?

2. Who are the singers he likes?

3. Who is his favorite?

➤ YOUR TURN — TELL ABOUT YOU

1. Would you like to be a singer?

2. Who are your favorite singers?

My Boyfriend

by Sue Welsh

| | | |
|--------|------|-------|
| friend | job | talk |
| good | play | maybe |

I met my boyfriend
through my sister's
ex-boyfriend.
My sister's
ex-boyfriend is
his brother-in-law.
Last year
I was in
a restaurant
and he came in
with his his friend,
my sister's
ex-boyfriend.
I had a soda.
He had a soda too.
Then we talked.
His name is Tom Jackson.

Tom has a job.
He works at Beckwith.
He has worked
at Beckwith
maybe about ten years.
He lives in Glen Richey.
He is twenty-nine.
He played softball
in the summer
at the New Life Center
in Philipsburg.
He goes to church
in the morning
and at night too.
Tom is not really tall.
He has black hair
and wears glasses.
He also has a mustache.



On Saturdays
he likes to go
roller skating
at Wings on Wheels
in Clearfield.
Tom is a good skater.

My Boyfriend

➤ FILL IN THE MISSING WORDS

1. I met my boyfriend _____ my sister's ex-boyfriend.
2. Last year I was in a _____ .
3. He came in with his _____ .
4. His _____ is Tom Jackson.
5. He _____ softball in the summer.
6. He goes to _____ in the morning and at night.

➤ PUT TWO SMALL WORDS TOGETHER TO MAKE A BIG WORD

boy + friend = _____

may + be = _____

soft + ball = _____

➤ MATCH THE OPPOSITE WORDS

| | |
|---------|-------|
| morning | she |
| tall | went |
| came | out |
| in | short |
| he | night |

- WORD FIND: Find the words on the right inside the block of letters.
Draw a circle around each one you find.

| | |
|---------------|--------|
| W W W W W W W | HAIR |
| W H A I R W W | BLACK |
| N A M E W W W | SKATER |
| W S K A T E R | HAS |
| W W T O O W W | TOO |
| W B L A C K W | NAME |

➤ THE STORY

1. How did the author meet her boyfriend?

2. What sport does Tom play in the summer?

3. How old is Tom?

➤ YOUR TURN — TELL ABOUT YOU


1. Tell about someone who is important to you.

Grandma's 90th Birthday

by Betty Fye

| | | |
|--------|---------|-------|
| church | hundred | punch |
| coffee | nine | party |

Grandma turned 90.
We had a party
at church
and she
got a lot
of nice gifts
and money.
We ate cake
and ice cream
and drank coffee
and punch.
There were over
a hundred
people there,
some from
New York and
St. Mary's.
Grandma had
a real good time.



Grandma's 90th Birthday

➤ FILL IN THE MISSING WORDS

1. We had a _____ at Church and Grandma got a lot of nice gifts and money.
2. We _____ cake and ice cream and drank coffee and punch.
3. There were _____ a hundred people there,
4. Some _____ New York and St. Mary's.
5. Grandma _____ a real good time.

➤ CIRCLE YES OR NO

1. The party was at the Church YES NO
2. People came from Florida. YES NO
3. Grandma had a good time. YES NO
4. We ate bread. YES NO
5. There were only five people there. YES NO
6. Grandma got nice gifts and money. YES NO

➤ WORD FIND: Find the words on the right inside the block of letters. Draw a circle around each one you find.

| | | | | | | | |
|---|---|---|---|---|---|---|--------|
| B | G | I | F | T | S | B | CAKE |
| B | O | P | A | R | T | Y | CHURCH |
| B | O | B | B | B | B | B | PARTY |
| B | D | B | C | A | K | E | GIFTS |
| C | H | U | R | C | H | B | NICE |
| N | I | C | E | B | B | B | GOOD |

➤ THE STORY

1. How old was Grandma?

2. How many people were at the party?

➤ YOUR TURN — TELL ABOUT YOU

1. Have you ever had a birthday party?

2. What do you like to eat at a party?

I Like to Travel


by Pattie Panati

| | | |
|--------|----------|--------|
| trip | pictures | travel |
| places | money | |

I have traveled many places in the last two years. I went to Seaworld in Ohio in early 1984. Later I went to Atlantic City, New Jersey, where I came back with more money than I went with!

I also went to Philadelphia, Pennsylvania to see the Liberty Bell and Benjamin Franklin's statue. Freda, Angie and I also went to the Philadelphia pier.

My greatest trip was when I went to see the Pope in Canada. I didn't get close to him, but I did get his picture.



I Like to Travel

👉 FILL IN THE MISSING WORDS

1. I have traveled many _____ .
2. I _____ to Seaworld.
3. _____ I went to Atlantic City.
4. I _____ went to Philadelphia.
5. My _____ trip was to see the Pope in Canada.

👉 MATCH THE WORDS THAT MEAN THE SAME

I near
close dollar
money me
traveled went

👉 WORD FIND: Find the words on the right inside the block of letters. Draw a circle around each one you find.

| | | | | | | | | |
|---|---|---|---|---|---|---|---|---------|
| T | R | I | P | X | X | X | X | MONEY |
| X | X | X | L | X | X | X | X | TRIP |
| X | T | R | A | V | E | L | X | PLACES |
| X | P | I | C | T | U | R | E | PICTURE |
| M | O | N | E | Y | X | X | X | TRAVEL |
| X | X | X | S | X | X | X | X | |

👉 THE STORY

1. What did the author see in Ohio?

2. Where did she go in New Jersey?

3. Did she lose money in Atlantic City?

📁 YOUR TURN — TELL ABOUT YOU

1. Would you like to travel?

2. Where would you most like to go?


3. Would you rather travel by auto, train, bus or plane?

My Trailer

by Anonymous

| | | |
|----------|---------|-------|
| trailer | kitchen | weeks |
| curtains | white | |

My trailer
is blue and white.
I have
new curtains.
I am going
to get a new bed
in two weeks.
My trailer has
a kitchen,
a living room,
a trunk room,
a bathroom,
and a bedroom.



My Trailer

◇ FILL IN THE MISSING WORDS

1. My trailer is _____ and white.
2. I _____ new curtains.
3. I am _____ to get a new bed in two weeks.
4. My trailer _____ a kitchen, a living room,
5. a trunk room, a bathroom, _____ a bedroom.

◇ ADD S AND READ

One More Than One

curtain curtain__

week week__

room room__

bed bed__

trailer trailer__

◇ MATCH THE WORDS

blue BATHROOM

have BEDROOM

going BLUE

bedroom HAVE

bathroom GOING

◇ WRITE THE *b* WORDS

bed _____

bathroom _____

blue _____

bedroom _____

- WORD FIND: Find the words on the right inside the block of letters.
Draw a circle around each one you find.

| | | | | | | | | |
|---|---|---|---|---|---|---|---|-------|
| Z | G | O | I | N | G | Z | Z | MY |
| Z | Z | Z | G | E | T | Z | Z | HAVE |
| Z | M | Y | Z | W | Z | Z | Z | NEW |
| Z | Z | Z | Z | Z | Z | Z | Z | GET |
| Z | Z | W | H | I | T | E | Z | GOING |
| Z | Z | Z | H | A | V | E | Z | WHITE |

➤ THE STORY

1. What colors are the trailer?

2. What is new in the trailer?

3. What rooms are in the trailer?

➤ YOUR TURN — TELL ABOUT YOU

1. Where do you live?

2. What rooms does your home have?

3. Have you ever been in a trailer?


4. Would you like to live in a trailer?

The Shopping Trip

by Peter Matsushima

| | | |
|--------|--------|---------|
| color | hammer | picture |
| flower | happy | |

Last night
Janet and I
went shopping.
I bought a picture.
It has red
and all colors
of flowers.
Chuck and I
took a hammer
and hung
the picture
in my room.
I like it.
It makes me
feel happy.



The Shopping Trip

➤ FILL IN THE MISSING WORDS

1. Last _____ Janet and I went shopping.
2. I bought a _____ .
3. It has all colors of _____ .
4. I _____ it.
5. It _____ me feel happy.

➤ MATCH THE WORDS

- | | |
|---------|---------|
| colors | PICTURE |
| flower | HAMMER |
| hammer | COLORS |
| happy | FLOWER |
| picture | HAPPY |

➤ CROSSWORD PUZZLE


Across

2. I feel very _____ .
3. The flowers have many _____ .
6. I _____ a hammer.

Down

1. I used a _____ to hang the picture.
4. _____ night we went shopping.
5. I hung the picture in my _____ .

| WORD BANK | | |
|-----------|---------|---------|
| happy | flowers | picture |
| hammer | colors | |



➤ THE STORY

1. With whom did the author go shopping?

2. What did he buy?

3. Does he like the picture?

➤ YOUR TURN — TELL ABOUT YOU

1. Have you been shopping lately? What did you buy?

2. What kind of pictures do you like?

Story of the Woods

by Lyle Nearhood

| | | |
|------|------|-------|
| deer | bear | woods |
| herd | home | |

I went for a walk
in the woods
on Sunday.
I saw some deer
in the woods.
I saw one
back in the herd.
There were about
nine doe.
They didn't stay long
in one place

I turned around
and saw a black bear.
He didn't stay long
in one place.
He ran away from me.
When he saw me,
he ran for awhile.
Then he stopped
and turned around
to see if I was

coming after him.

Then I turned around
and came back home.
Then I saw some birds
in a tree.
There were
some blackbirds
and some redbirds
in the flock.

Dale and I
went into the woods
to get some
firewood for home.
There we saw
some wild ducks
in the air.
I saw a wild turkey
walking along
the edge
of the woods.



Story of the Woods

➤ FILL IN THE MISSING WORDS

1. I went for a _____ in the woods on Sunday.
2. I _____ some deer in the woods.
3. I saw one _____ in the herd.
4. There were _____ nine doe.
5. They didn't stay _____ .
6. I turned _____ and saw a black bear.

➤ MATCH THE OPPOSITE WORDS

| | |
|-------|-------|
| long | run |
| round | short |
| walk | white |
| black | flat |
| stop | go |

➤ WORD FIND: Find the words on the right inside the block of letters. Draw a circle around each one you find.

| | |
|-------------|-------|
| C C C B C C | DEER |
| C C D E E R | HERD |
| C C C A C C | WOODS |
| C H E R D C | HOME |
| W O O D S C | BEAR |
| C M C C C C | |
| C E E E E E | |

➤ THE STORY

1. What did the author see in the woods?

2. What color was the bear?

3. What color were the birds?

4. Where was the wild turkey?

➤ YOUR TURN — TELL ABOUT YOU

1. Do you like to walk in the woods?

2. Tell about some wild animals you have seen.

PROUD

Adult Readers



People **R**eading their **O**wn **U**nique **D**ictations

64

Book 3

Table of Contents

The Story of Deer *by Lyle Nearhood*..... 3

Peter's Day *by Peter Matsushima* 6

My Children *by Roswell Babcock*..... 9

A Drop-Out *by Anonymous*..... 12

Keeping Busy *by Gary Belinda*..... 15

Dolly *by Sarah Koston* 18

A Good Deed *by Howard Hazel* 21

**The Best Thing That Ever Happened to Me On
Halloween** *by Margaret Cieply* 24

Story of Pigs *by Lyle Nearhood*..... 27

Sarah's House *by Sarah Koston* 30

P•R•O•U•D

Adult Readers

Book 3

(in a series of 4 books + A Guide for Teachers and Tutors)

•

A Section 353 Special Project
produced under 1990-91 grant #98-1046
"Second Wind: Enhancing the Usability
of Three Good Curriculum Projects"
by New Educational Projects, Inc.
P.O. Box 182
Lancaster, PA 17603
Tana Reiff, Project Director

•

Based on
"Project P.R.O.U.D.,
People Reading Their Own Unique Dictations,"
grant #98-5009
produced by Mid-State Literacy Council
117 E. Beaver Ave.
State College, PA 16801
Monica Kindig, Project Director

•

Loan copies of P•R•O•U•D Adult Readers
available from
AdvancE
Pennsylvania Department of Education
333 Market St. - 11th Floor
Harrisburg, PA 17126-0333
1-800-992-2283 in PA

Story of Deer

by Lyle Nearhood


| | | |
|-------|----------|--------|
| first | cleaning | walked |
| body | mean | think |

I went with
Dale and John.
We went to Scotia
the first day
of hunting season.
We all went up
to one place
and sat
for a long time.
I moved
to a hollow.
That's when
I saw
about an inch
of his horn.

I waited
for awhile
and then I saw
his full body.
Then I shot
my three point buck
with my 30-30
about 10:30
in the morning.
I didn't think
that I got him.
I walked up
to where
John was sitting
to see
if he saw him.
He said no.

But he said
to go down to
where Dale was.
He was cleaning
my deer.

When we came home,
Mom asked
"Who got the deer?"
Dz'e and John said
that Ike did.
That's when
Shannon said
that I killed
her cow.
She said that
I was mean.



Story of Deer

➤ FILL IN THE MISSING WORDS

1. I _____ with Dale and John.
2. We went to Scotia the _____ day of hunting season.
3. We all went up to one _____ .
4. I _____ to a hollow.
5. That's when I _____ about an inch of his horn.
6. Then I saw his full _____ .
7. I didn't _____ that I got him.

➤ ADD s AND READ

| <u>One</u> | <u>More Than One</u> |
|------------|----------------------|
| place | place __ |
| time | time __ |
| cow | cow __ |
| horn | horn __ |
| day | day __ |

➤ MATCH THE WORDS

| | |
|---------|---------|
| went | SAW |
| hunting | THAT |
| time | WENT |
| saw | TIME |
| that | HUNTING |

- WORD FIND: Find the words on the right inside the block of letters.
Draw a circle around each one you find.

| | | | | | | | |
|---|---|---|---|---|---|---|--------|
| S | H | O | L | L | O | W | THEN |
| T | H | E | N | S | U | P | ALL |
| S | S | S | S | A | S | S | HOLLOW |
| S | T | S | S | L | S | S | TO |
| S | O | S | S | L | S | S | UP |

➤ THE STORY

1. Where did the author walk?

2. What was Dale doing?

3. What did the author's mom want to know?

➤ YOUR TURN — TELL ABOUT YOU

1. Have you ever gone hunting?

2. Have you ever watched deer in a field?

Peter's Day

by Peter Matsushima

| | | |
|--------|--------|-------|
| coffee | dinner | salad |
| cook | milk | |

I will cook
dinner tonight.
First
I will make
patties.
I will put
the hamburgers
in a pan.
I will put
French fries
in the oven.
Chuck and I
made the salad
last night.
We put carrots,
tomatoes,
mushrooms,
and green pepper
in the salad.
We will have milk,
orange juice
and coffee.



Peter's Day

➤ FILL IN THE MISSING WORDS

1. I will _____ dinner tonight.
2. First I will _____ patties.
3. I will _____ the hamburgers in a pan.
4. I will put French fries in the _____ .
5. Chuck and I _____ the salad last night.
6. We put carrots, tomatoes, mushrooms _____ green pepper in the salad.
7. We will have _____ , orange juice and coffee.

➤ MATCH THE WORDS

| | |
|---------|---------|
| make | COOK |
| juice | TONIGHT |
| dinner | JUICE |
| cook | DINNER |
| tonight | MAKE |

- WORD FIND: Find the words on the right inside the block of letters.
Draw a circle around each one you find.

| | |
|-------------------|--------|
| M S S D I N N E R | MILK |
| I S A S S S I S S | DINNER |
| L S L S S S G S O | SALAD |
| K S A S S S H S V | NIGHT |
| S S D S S S T S E | OVEN |
| S S C O O K S S N | COOK |

➤ THE STORY

1. Who will cook dinner?

2. Who made the salad?

3. When did they make the salad?

4. What did they put in the salad?

➤ YOUR TURN — TELL ABOUT YOU

1. Do you like to cook?

2. What is your favorite dinner?

My Children

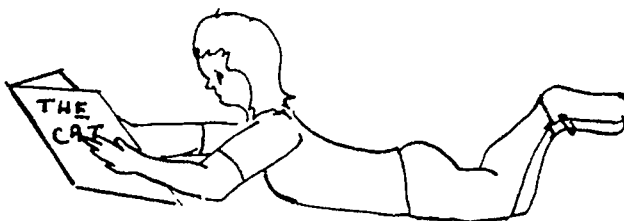
by Roswell Babcock

| | | |
|----------|---------|---------|
| color | speech | animals |
| children | classes | |

I have three children,
two girls
and one boy.
Jody is five now.
She will be six
October 18th.
Jynell is ten right now
and little Ronnie
is three on March 3.



Jody goes to Head Start.
She is learning
speech and
language better.
She likes to do
a lot of art work.
At night my wife and I
do decorations
for the classes
for the holidays.
Each week they go
they have a
different name tag.



Jynell is in about 5th grade.
She likes to read a lot.
She likes to read
especially about animals.



Ronnie likes
to make things,
and paste things,
and color.
When he makes things
it is
clean up time.
He gets
the glue
over his hands.

My Children

➤ FILL IN THE MISSING WORDS

1. I have _____ children.
2. two girls and one _____ .
3. Jody is _____ now.
4. She will be _____ October 18th.
5. Jynell is _____ right now.
6. and little Ronnie is _____ on March 3.

➤ MATCH THE NUMBERS

| | |
|-------|----|
| one | 1 |
| two | 10 |
| three | 2 |
| five | 5 |
| six | 3 |
| ten | 6 |

- WORD FIND: Find the words on the right inside the block of letters.
Draw a circle around each one you find.

| | |
|-------------|-----|
| B O Y W S W | IS |
| W W W W I W | BOY |
| T W W W X W | BE |
| E W I S B E | SIX |
| N W W W W W | TEN |

➤ THE STORY

1. How many children does the author have?

2. What is Jody learning at Head Start?

3. What does Ronnie like to do?

🏠 YOUR TURN — TELL ABOUT YOU

1. How much time do you spend with children?

2. What kinds of things do you like to watch children do?

A Drop-Out


by Anonymous

| | | |
|-------|---------|------|
| grade | school | year |
| quit | teacher | |

I quit school
in the tenth grade
two years ago.
I quit because
I didn't like
the people.
They aggravated me.
In about
the seventh grade
school started
getting harder.
The teachers
didn't do anything
to help me.

By now I know
that I need a
better education.
I looked for
somebody to
teach me.
It took a long time
to find somebody.
I finally found
the Literacy Council.
They sent me to a tutor.

In these two years
I read better.
I have gone from
Skill Book 2
to almost the end of
Skill Book 4.
I hope to
get my G.E.D.
and to get a job.



A Drop-Out

➤ FILL IN THE MISSING WORDS

1. I quit school in the tenth grade _____ years ago.
2. I quit because I didn't _____ the people.
3. They aggravated _____ .
4. In about the seventh grade school started _____ harder.
5. The _____ didn't do anything to help me.

➤ ANSWER YES OR NO

1. I quit school in tenth grade. YES NO
2. I liked the people at school. YES NO
3. I need a better education. YES NO
4. In seventh grade school was easy. YES NO

➤ WORD FIND: Find the words on the right inside the block of letters. Draw a circle around each one you find.

| | | | | | | | | |
|---|---|---|---|---|---|---|---|--------|
| P | Q | U | I | T | P | P | P | HARDER |
| S | P | P | P | P | P | P | P | BOOK |
| C | B | O | O | K | P | P | P | SCHOOL |
| H | P | T | U | T | O | R | P | QUIT |
| O | P | P | P | P | P | P | P | TUTOR |
| O | P | P | P | P | P | P | P | |
| L | P | H | A | R | D | E | R | |

➤ THE STORY

1. Why did the author quit school?

2. Did it take the author long to find a tutor?

3. Is the author going to stop studying?

➡ YOUR TURN — TELL ABOUT YOU


1. How has learning to read helped you?

Keeping Busy

by Gary Belinda

| | | |
|---------|--------|----------|
| helping | busy | brothers |
| working | little | house |

I have been busy
helping my Dad
build an addition
onto the house.
It is
thirty feet
by ten feet.
It has three rooms.
There is a
bedroom, bathroom
and porch.
It is for Brian and Jeff,
my two little brothers.
Me, my dad,
and my brother Greg
put the roof on
the other night.
We have been
working on it
for three or
four months.



Keeping Busy

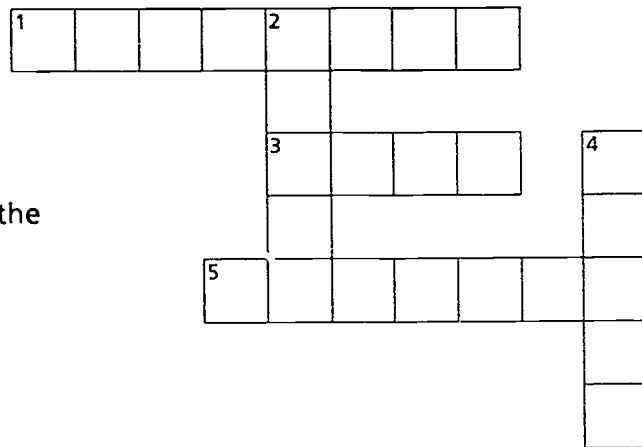
➤ FILL IN THE MISSING WORDS

1. I have been _____ helping my dad
2. build an addition onto the _____ .
3. It is thirty feet _____ ten feet.
4. It has _____ rooms.
5. There is a bedroom, bathroom _____ porch.
6. It is for Brian and Jeff, _____ little brothers.
7. Me, my dad and my brother Greg put the _____ on the other night.
8. We have been _____ on it for three or four months.

➤ CROSSWORD PUZZLE

Across

1. I have been helping my dad build an _____ .
3. We put the _____ on the other night.
5. I am _____ my dad.



Down

2. It has _____ rooms.
4. We put the roof on the other _____ .

WORD BANK

three roof addition hours two helping porch night

➤ ADD s AND READ

One More Than One

room room__

month month__

night night__

brother brother__

📁 MATCH THE NUMBERS

| | |
|--------|----|
| two | 3 |
| three | 2 |
| four | 30 |
| ten | 10 |
| thirty | 4 |

📁 THE STORY

1. What has the author been busy doing?

2. How many rooms does the addition have?

3. How many brothers does the author have?

📁 YOUR TURN — TELL ABOUT YOU

1. Would you enjoy building something?

2. What would be a fun project for you?


Dolly

by Sarah Koston

| | | | |
|---------|-------|---------|-------|
| pasture | horse | evening | field |
| stable | chore | morning | |

Dolly is the horse
that I ride
when I have to get
the cows
from the pasture field
at 8:30 in the morning.
This chore takes
half an hour.
Then Dolly goes
into the horse barn
to eat grass.
After that
She goes
in the horse stable
for most of the day.
She eats
her horse feed
and hay
while she is there.

Dolly is a palomino.
She is a
friendly horse
to ride.
Everybody rides her.
She is a quiet horse.
She has
a long horse tail
and she has
pointed ears
and only one horseshoe
left on.
Sometimes
she gets cramps
in her legs.
She stops
to wait on me
to take her
in her pen
to put
the horse saddle



on her
when we get
the cows down
from the pasture field
after 2:30.
Dolly and I
walk side by side
every morning
and every evening too.

Dolly

➤ FILL IN THE MISSING WORDS

1. Dolly is the _____ that I ride.
2. I go up to take the _____ to the pasture field.
3. This _____ takes half an hour.
4. Dolly goes _____ the horse barn.
5. After that she goes in the horse _____ .
6. She eats her horse feed and hay _____ she is there.

➤ ADD s AND READ

One More Than One

cow cow__

field field__

hour hour__

barn barn__

day day__

tail tail__

➤ MATCH THE OPPOSITE WORDS

up down

day stay

her night

go him

- WORD FIND: Find the words on the right inside the block of letters.
Draw a circle around each one you find.

M C O W M M BARN

D M M M M B COW

A M H A S A HAS

Y M M M M R DAY

M O N E M N ONE

➤ THE STORY

1. Where does Dolly go to eat grass?

2. Is Dolly a friendly horse?

3. When does the author take the cows to the pasture field?

➤ YOUR TURN — TELL ABOUT YOU

1. Did you ever ride a horse?

2. Would you like to live on a farm?

A Good Deed

by Howard Hazel

| | | |
|---------|---------|---------|
| evening | longer | problem |
| teacher | thanked | |

One evening when class was over at Vo-Tech Harold went out to his car. He couldn't get in. He had locked his keys in his car. He came back to the classroom to ask if anyone had a piece of wire to unlock his car. In the room were five or six students, two tutors, and Mary, the teacher. At first no one could help. Everyone looked at Harold. He later said he was embarrassed.

I thought

about his problem for a few seconds. Then I said, "I think I have a piece of wire." I went out to my car and looked in the back seat and on the floor. No wire. Finally I opened the trunk lid and moved stuff around: a spare tire, a jack, my tool box, and two rags. At last I found a stiff piece of wire about two feet long, and I gave it to Harold. He bent a "u" shaped hook on the end.

Then he took the wire and went over to work on his car. I looked in my trunk for a longer piece of wire because it would work better to reach the door lock. After five minutes or so Harold did it. He reached in from the top of the window with the wire.

When Harold gave the wire back he thanked me. That's about it. I was glad to be able to help him.



A Good Deed

➤ FILL IN THE MISSING WORDS

1. One evening when class was _____, Harold went out to his car.
2. He couldn't _____ in.
3. He had locked his _____ in his car.
4. He came _____ to the classroom to ask if anyone had a piece of wire to unlock his car.
5. In the room _____ five or six students, two tutors and Mary, the teacher.

➤ ADD TWO LITTLE WORDS TO MAKE A BIG WORD

- class + room = _____
- any + one = _____
- door + mat = _____
- door + way = _____
- every + one = _____

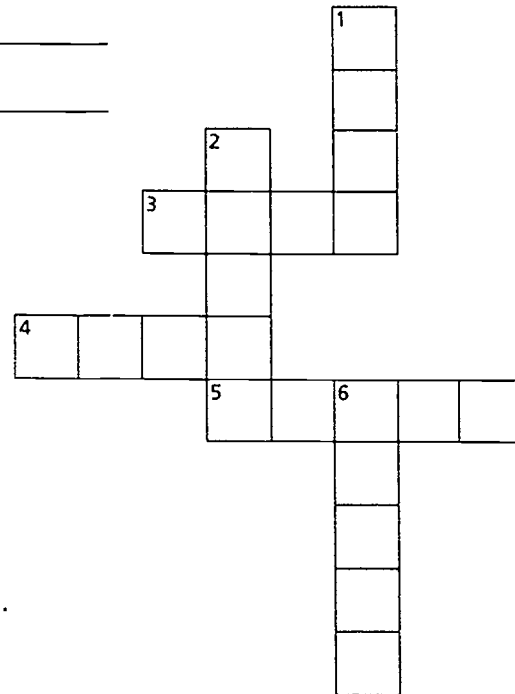
➤ CROSSWORD PUZZLE

Across

3. There were _____ of us.
4. He locked his _____ in the car.
5. Harold's _____ helped him.

Down

1. He needed a _____.
2. At _____ no one could help him.
6. He opened the _____ lid.



WORD BANK

five wire keys first tutor trunk

➤ THE STORY

1. What had Harold locked in the car?

2. How many students were in the room?

3. Who thanked the author?

➤ YOUR TURN — TELL ABOUT YOU

1. Did you ever lock your keys in your car?


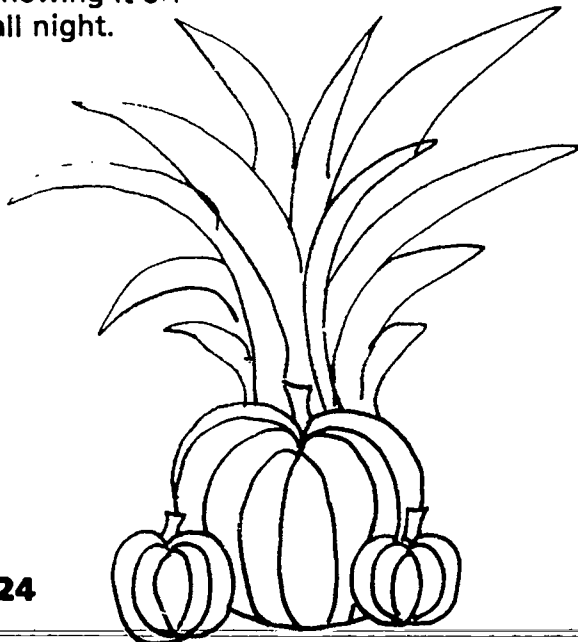
2. Have you helped a friend? How?

The Best Thing That Ever Happened to Me On Halloween

by Margaret Cieply

| | | |
|---------|-------|--------|
| picked | liked | people |
| dressed | fifty | |

Last Halloween
I got my
engagement ring.
I had picked it out
beforehand,
but I got it that day.
Me and John
went to a big party
at a camping lodge.
We dressed up
as scarecrows.
Straw was coming out of our clothes.
There were about
fifty people there.
Everyone
liked our costumes,
but my ring drew
even more attention.
I think
my girlfriend Cheryl
was more excited
about the ring
than I was.
She kept
showing it off
all night.



The Best Thing That Ever Happened to Me On Halloween

➤ FILL IN THE MISSING WORDS

1. Last Halloween I got my engagement _____ .
2. I had _____ it out beforehand, but I got it that day.
3. Me and John _____ to a big party at a camping lodge.
4. We dressed _____ as scarecrows.
5. There were about _____ people there.

➤ WORD FAMILIES

ADD A LETTER AND READ

Add *r* ___ ing

Add *s* ___ ing

Add *k* ___ ing

Add *p* ___ ing

Add *w* ___ ing

ADD A BLEND AND READ

Add *br* ___ ing

Add *sl* ___ ing

Add *sw* ___ ing

➤ MATCH THE WORDS

ring PEOPLE

lodge THERE

people COSTUMES

costumes RING

there LODGE

➡ **WORD FIND:** Find the words on the right inside the block of letters.
Draw a circle around each one you find.

| | |
|-------------|------|
| Z R I N G Z | MORE |
| Z Z Z Z Z Z | DAY |
| M E Z D A Y | ME |
| O Z Z Z Z Z | GO |
| R Z O F F Z | OFF |
| E Z Z Z Z Z | |
| Z Z Z G O T | |

➡ **THE STORY**

1. When did the author get her engagement ring?

2. Where was the party?

3. How many people were there?

➡ **YOUR TURN — TELL ABOUT YOU**

1. Do you like to go to parties?

2. Do you remember a special Halloween costume?

Story of Pigs

by Lyle Nearhood

| | | |
|------|------|-------|
| call | pigs | snow |
| dark | help | there |

I got
a phone call
one night
when the pigs got
out of the pen.
We all went over
to Houtsdale
to put the pigs
in their pens.
It snowed
over there.

It was dark
when we
went over there
to put the pigs
in their pen.
We used
flashlights
to see in the pen.
One was hard
to get in
with the other pigs.
Dad and Mom
went over with us
to put the pigs
in their pen.

Dale has
three big pigs
over at his
grandmother's.
He keeps them
over there
because
we're not allowed
to keep them
over here.
I like to help
to take care
of them.

Every other Sunday
we go over
to Houtsdale
so we can see them
growing up.



Story of Pigs

➤ FILL IN THE MISSING WORDS

1. I got a phone _____ one night.
2. The _____ got out of the pen.
3. It _____ over there.
4. It was _____ when we went over there.
5. Dad and Mom went with us to put the pigs in their _____ .
6. I like to _____ take care of them.

➤ ADD s AND READ

| <u>One</u> | <u>More Than One</u> |
|------------|----------------------|
| pig | pig__ |
| pen | pen__ |
| light | light__ |
| call | call__ |


➤ CROSSWORD PUZZLE

Across

2. I got a phone _____ .
4. The pigs live in a _____ .
5. The _____ got out.

Down

1. I like to _____ care for them.
3. It will _____ in the winter.



WORD BANK

call pigs pen snow helps

➤ MATCH THE WORDS

| | |
|------|------|
| pigs | SNOW |
| pen | HELP |
| help | CALL |
| dark | PIGS |
| snow | DARK |
| call | PEN |

➤ THE STORY

1. Did it snow in Houtsdale?

2. How many pigs does Dale have?

3. Does the author like to help take care of the pigs?

➤ YOUR TURN — TELL ABOUT YOU

1. Have you ever been around pigs?

2. Would you like to take care of animals?

Sarah's House

by Sarah Koston


| | | |
|-------|---------|--------|
| attic | picture | window |
| house | room | friend |

I live in a big yellow and white house at the end of a long lane. The porch is on the front of this house. There are three big windows on the front. The door is at the front of the house between the windows. The house is three stories high. There is an attic at the top. The next floor has four bedrooms. There are five rooms on the main floor

and a big cellar is under the whole house.

My favorite room is my bedroom I sleep in a large bed. I have two dressers and a large wardrobe. I have four pictures on my dresser. One picture is of Rosemary who is my niece. One is my great-nephew, Brian. One is my friend, Jean

and the last one is Sharon. I see fields and trees out my bedroom windows. I see the backyard and the cornfield and pasture fields with the cows. There is a picnic table and a long lane, a smokehouse and an outside bathroom too. There is a hayfield with an outside gate. I like this place where I live.



Sarah's House

👉 FILL IN THE MISSING WORDS

1. I live in a big yellow and white _____ .
2. There is an _____ at the top.
3. My favorite _____ is my bedroom.
4. I have four _____ on my dresser
5. I see fields and trees out my bedroom _____ .
6. I like this _____ where I live.

👉 ADD s AND READ

One More Than One

| | |
|---------|------------|
| house | house __ |
| picture | picture __ |
| table | table __ |
| window | window __ |
| friend | friend __ |

👉 MATCH THE OPPOSITE WORDS

| | |
|-------|-----------|
| sleep | beginning |
| big | bottom |
| top | little |
| end | wake |
| open | shut |

- 👉 **WORD FIND:** Find the words on the right inside the block of letters.
Draw a circle around each one you find.

| | |
|-----------------|---------|
| R O O M D D D D | WINDOW |
| A T T I C D D D | ATTIC |
| D P I C T U R E | PICTURE |
| D D H O U S E D | ROOM |
| D W I N D O W D | HOUSE |

➤ THE STORY

1. What are the colors of Sarah's house?

2. What is Sarah's favorite room?

3. How many pictures does Sarah have on her dresser?

➤ YOUR TURN — TELL ABOUT YOU

1. Describe the house you live in or would like to live in.

PROUD

Adult Readers



People **R**eading their **O**wn **U**nique **D**ictations

Book 4

Table of Contents

Making Ice Cream *by Donnie McBride*..... 3

A Bowhunting Day *by Eugene Rockey*..... 6

Sliding Down the Hill *by Donnie McBride*..... 9

Wreath Making Can Be Fun and Profitable *by Ed Stover* 12

Cutting Wood *by Rob Moyer*..... 15

The Amusement Park *by Susan Welsh*..... 18

My Daughter, Donna *by Martha Snyder*..... 21

Holding On *by Eugene Rockey*..... 24

Over the Holidays *by Sarah Koston* 27

A Special Day *by Martha Snyder* 30

P•R•O•U•D

Adult Readers

Book 4

(in a series of 4 books + A Guide for Teachers and Tutors)

•

A Section 353 Special Project
produced under 1990-91 grant #98-1046
"Second Wind: Enhancing the Usability
of Three Good Curriculum Projects"
by New Educational Projects, Inc.
P.O. Box 182
Lancaster, PA 17603
Tana Reiff, Project Director

•

Based on
"Project P.R.O.U.D.,
People Reading Their Own Unique Dictations,"
grant #98-5009
produced by Mid-State Literacy Council
117 E. Beaver Ave.
State College, PA 16801
Monica Kindig, Project Director

•

Loan copies of P•R•O•U•D Adult Readers
available from
Advance
Pennsylvania Department of Education
333 Market St. - 11th Floor
Harrisburg, PA 17126-0333
1-800-992-2283 in PA


50

Making Ice Cream

by Donnie McBride

| | | |
|---------|----------|---------|
| batch | school | teacher |
| mistake | supplies | |

The school bought
all the supplies
to make ice cream.
There were two fathers
and two mothers
and the teacher
and the new teacher
to help.
They started to make
ice cream
and took all the kids
to one room
to show them
how to mix it up.
That was when
they made the mistake
with the sugar and salt.
They used
too much salt,
and had to
throw it away.
They made
a new batch
and gave each child
in the two classes
a chance to churn
the ice cream.
It took
about twenty minutes
to churn.
Then we added
the strawberry flavor.
It was really good!



Making Ice Cream

➤ FILL IN THE MISSING WORDS

1. The school bought _____ the supplies to make ice cream.
2. There were two _____ and two mothers and the teacher and the new teacher to help.
3. They started to _____ the ice cream.
4. They used too _____ salt.
5. They made a new _____ .
6. It took about twenty _____ to churn .

➤ MATCH THE OPPOSITES

| | |
|------|------|
| new | none |
| good | old |
| all | down |
| up | bad |

➤ WRITE THE ROOT WORDS

| | |
|---------|-------|
| fathers | _____ |
| minutes | _____ |
| started | _____ |
| added | _____ |

- WORD FIND: Find the words on the right inside the block of letters.
Draw a circle around each one you find.

| | | | | | | | |
|---|---|---|---|---|---|---|-------|
| Z | N | E | W | Z | H | Z | MIX |
| Z | Z | A | D | D | E | D | ADDED |
| M | Z | Z | Z | Z | L | Z | HELP |
| I | Z | Z | Z | Z | P | Z | ROOM |
| X | R | O | O | M | Z | Z | NEW |

➤ THE STORY

1. How many people were there to help make ice cream?

2. What mistake did they make?

3. What flavor ice cream did they make?

4. How long did the ice cream take to churn?

➤ YOUR TURN — TELL ABOUT YOU

1. Did you ever make ice cream?

2. What is your favorite flavor of ice cream?

A Bowhunting Day

by Eugene Rockey

| | |
|---------|----------|
| usually | track |
| trail | practice |
| because | o'clock |
| warm | |

Bowhunting is more than hunting for deer. Usually you have to practice shooting your bow for a week or two. Also you should get out in the woods to find out where the deer are. When bowhunting comes around we usually take my camper hunting. We hunt at the Nittanny Inn on the ridge. Sometimes we get up at five o'clock and go somewhere to eat before going hunting.

When we get to the woods we have tree stands we hunt out of. If anybody gets any shooting and hits a deer we usually wait about an hour, and yell for one of the other guys to come and help track it down.

Usually if you hit

a deer with a bow and arrow it is very hard to track because of the leaves falling, and a deer doesn't bleed like it would when it is shot with a bow. With a bow and arrow you only find a drop of blood here and there. If it is hit hard, it usually stops and you will find a puddle of blood. Sometimes it will even lie down.

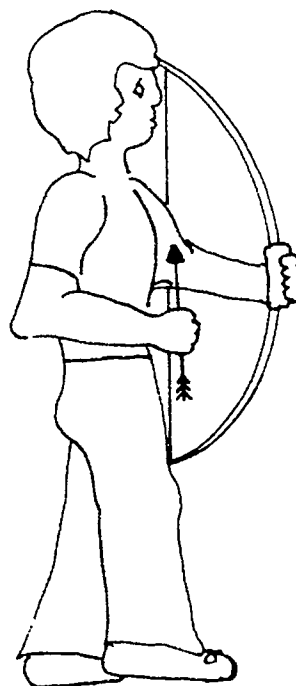
One of the guys hit one and we tracked it over the top of the mountain. We did not find anyplace where it laid down. After we tracked it to the top of the mountain we lost its trail.

The guy who hit it was disappointed he didn't get it. It was a nice spike. Only thing we could figure out he didn't hit the deer in any vital spot.

Usually at eleven o'clock we meet back at the camper

because most of the deer have come up from the fields. Then we figure out where we are going to hunt the next day.

Bowhunting is a lot of fun because it usually is warm out and it takes skill to shoot a deer with a bow and that is why I like to bow hunt.



A Bowhunting Day

➤ FILL IN THE MISSING WORDS

1. Bowhunting is more _____ hunting for deer.
2. You have to _____ shooting your bow.
3. When we _____ to the woods we have tree stands we hunt out of.
4. With a bow _____ arrow you only find a drop of blood here and there.
5. Bowhunting is a lot of fun because it usually is warm out and it _____ skill to shoot a deer with a bow.

➤ ADD *ing* AND READ

| | |
|-------|-------------|
| hunt | hunt _____ |
| shoot | shoot _____ |
| stand | stand _____ |
| yell | yell _____ |
| bleed | bleed _____ |

➤ MATCH OPPOSITES

| | |
|------|-------|
| stop | in |
| run | go |
| find | lose |
| up | walk |
| out | down |
| come | start |

➤ THE STORY

1. Why does the author like bowhunting?

2. Is there much blood when you use a bow and arrow?

3. Is bowhunting usually done in cold weather?

➡ YOUR TURN — TELL ABOUT YOU

1. Do you ever go hunting?

2. Did you ever use a bow and arrow?

3. Do you like to eat venison?



4. What winter activities do you like?

Sliding Down the Hill

by Donnie McBride

| | | |
|--------|----------|-------|
| Friday | sliding | wrist |
| hour | standing | |

Last Friday evening
I saw the kids
sliding down
over the hill.
Some of them
were standing up
sliding down the hill.
I took Susie and Donnie
outside to slide.
We were out
about an hour
when the kids
got cold,
so the little kids
all went back
inside the house.
That's when
I decided
to slide down
standing up.
I went
the whole way down
all right,
but when
I went to turn,
I started
to slide again.
Then I fell
on my wrist.
That's how
I hurt it.



Sliding Down the Hill

➤ FILL IN THE MISSING WORDS

1. I saw the _____ sliding down the hill.
2. I took Susie and Donnie outside to _____ .
3. We were out about an _____ .
4. The kids got _____ .
5. I decided to slide _____ standing up.
6. I _____ on my wrist.

➤ WORD FAMILIES

ADD A LETTER AND READ

| | | | |
|--------------|--------|--------------|--------|
| add <i>m</i> | ___old | add <i>n</i> | ___ook |
| add <i>f</i> | ___old | add <i>l</i> | ___ook |
| add <i>t</i> | ___old | add <i>c</i> | ___ook |
| add <i>g</i> | ___old | add <i>t</i> | ___ook |
| add <i>c</i> | ___old | | |

- WORD FIND: Find the words on the right inside the block of letters.
Draw a circle around each one you find.

| | |
|-----------------|----------|
| H F R I D A Y M | WRIST |
| O M W R I S T M | HOUR |
| U M M M M M M M | FRIDAY |
| R S L I D I N G | SLIDING |
| S T A N D I N G | STANDING |

➤ THE STORY

1. When did the author see the kids sliding?

2. How did the author slide down the hill?

3. How did the author hurt his wrist?

➡ YOUR TURN — TELL ABOUT YOU

1. Do you enjoy sled riding?

2. Did you ever slide down a hill standing up?

Wreath Making Can Be Fun and Profitable

by Ed Stover

| | | | |
|-----------|-------|-------|-------|
| Christmas | money | stuff | gifts |
| trailing | extra | dead | |

Every Christmas
I make extra money
by making
Christmas wreaths.
I go to the woods
to find
trailing pine
or crow's feet.
I pull it
and put it
in bags.
I take it home
and pull out
the dead stuff.
I tie bunches
together and
weave them
on a wire rim.
I made 24 bundles
so I will have a nice full wreath.

I give some wreaths
for gifts and sell some.
I enjoy
making them and
I like
having extra money
to buy
Christmas gifts.



Wreath Making Can Be Fun and Profitable

➤ FILL IN THE MISSING WORDS

1. Every _____ I make extra money by making Christmas wreaths.
2. I go to the woods to find trailing _____ or crow's foot.
3. I pull it and put it in _____ .
4. I _____ it home and pull out the dead stuff.
5. I _____ bunches together and weave them on a wire rim.
6. I make 24 _____ so I will have a nice full wreath.

➤ WORD FAMILIES

ADD A LETTER AND READ

| | | | |
|--------------|------|--------------|------|
| add <i>f</i> | __ag | add <i>r</i> | __ag |
| add <i>g</i> | __ag | add <i>s</i> | __ag |
| add <i>h</i> | __ag | add <i>t</i> | __ag |
| add <i>l</i> | __ag | add <i>w</i> | __ag |
| add <i>n</i> | __ag | | |

ADD A BLEND AND READ

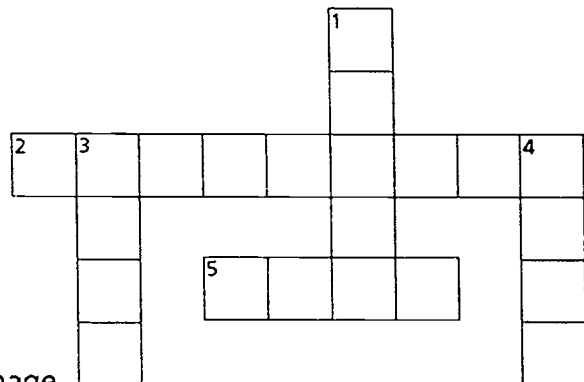
| | |
|---------------|------|
| add <i>br</i> | __ag |
| add <i>fl</i> | __ag |
| add <i>sh</i> | __ag |
| add <i>st</i> | __ag |
| add <i>sw</i> | __ag |

➤ CROSSWORD PUZZLE

Across

2. I make _____ wreaths.
5. I pull out the _____ stuff.

Down clues and Word Bank are on the next page.



Down

1. I make _____ money.
3. I take the crow's foot _____ .
4. I _____ some wreaths.

| |
|--|
| WORD BANK |
| Christmas home extra sell dead |

➤ THE STORY

1. How does the author make extra money?

2. Where does the author find trailing pine or crow's feet

3. What does the author do with his wreaths?

➤ YOUR TURN — TELL ABOUT YOU

1. Do you make any Christmas gifts?

2. Did you ever make a wreath?

3. Do you think this would be a good way to make money? Why or why not?


4. What other hobbies might be both fun and profitable?

Cutting Wood

by Rob Moyer

| | | |
|---------|-----------|-------|
| careful | direction | power |
| chain | cutting | |

Last Saturday
when I was cutting wood
the chain flew off
the bar of the
power saw.
That was my
first experience
of this kind
and I hope
my last.
It makes you think
how careful
you need to be
using a power saw
on angle cuts.
Cutting tree tops
can be
dangerous.
To cut a tree down
you cut a half moon
in the direction
you want
the tree to fall.
Then you go
on the other side
and saw
in the direction
of the half moon.



Cutting Wood

➤ FILL IN THE MISSING WORDS

1. Last Saturday I was _____ wood.
2. The chain flew _____ the power saw.
3. That was my first _____ of this kind.
4. And I _____ my last.
5. Cutting tree _____ can be dangerous.
6. To cut a tree down you cut a half _____ .

➤ WORD FAMILIES

ADD A LETTER AND READ

Add *b* ___ar

Add *c* ___ar

Add *f* ___ar

Add *m* ___ar

Add *t* ___ar

ADD A BLEND AND READ

Add *sp* ___ar

Add *st* ___ar

➤ CROSSWORD PUZZLE

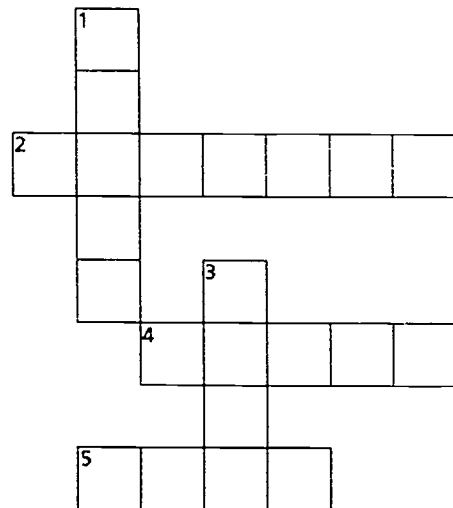
Across

2. Be _____ using a power saw.
4. I cut the tree with a _____ saw.
5. Go to the other _____.

Down

1. The _____ flew off the saw.
3. I was cutting _____.

Word Bank is on the next page.



WORD BANK

power chain side careful wood

➤ THE STORY

1. What happened to the chain saw?

2. What should you always check before using a power saw?

3. Why do you need to cut a half moon in the tree?

➤ YOUR TURN — TELL ABOUT YOU

1. What tools have you worked with?

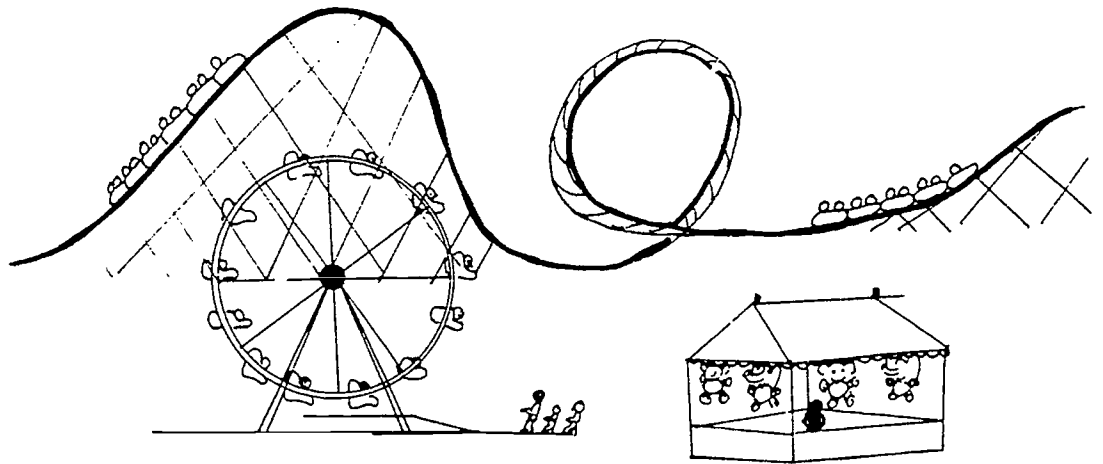
2. In what other jobs would you use these tools?

The Amusement Park

by Susan Welsh

| | |
|-----------|---------------|
| amusement | entertainment |
| rides | couple |
| enjoy | sister |

We went to
Lakemont
a couple of years ago
for the first time.
It is a big amusement park.
I had a great time.
I got on
a lot of rides.
I rode
the ferris wheel
for the first time
and also
the big roller coaster.
I got on
the bumper cars
with my sisters.
Most of all,
I enjoyed myself.
I also enjoyed the food
and the entertainment.
I hope some day
we will go back there.



The Amusement Park

➤ FILL IN THE MISSING WORDS

1. We went to Lakemont a _____ of years ago.
2. It is a big _____ park.
3. I had a _____ time.
4. I got on a lot of _____ .
5. I rode the ferris wheel for the _____ time.
6. I got on the bumper cars with my _____ .
7. I enjoyed the food and the _____ .

➤ WORD FAMILIES

ADD A LETTER AND READ

Add c ___ot

Add d ___ot

Add g ___ot

Add l ___ot

Add n ___ot

- WORD FIND: Find the words on the right inside the block of letters.
Draw a circle around each one you find.

| | |
|---------------------------|---------------|
| E N T E R T A I N M E N T | ENJOY |
| N K K T I M E K K K K K | TIME |
| J K K K D K K K K K K K | ENTERTAINMENT |
| O K K K E K K K K K K K | SISTERS |
| Y K K K S I S T E R S K K | RIDES |

➤ THE STORY

1. Where did the author go?
- _____

2. What rides did she go on?

3. Did she have a good time?

➡ YOUR TURN — TELL ABOUT YOU

1. Would you enjoy going to an amusement park?

2. What would be your favorite ride?

My Daughter, Donna

by Martha Snyder

| | | |
|----------|----------|------|
| children | daughter | talk |
| allow | smile | |

I live with a man named
Meyer Brungard.
He is about
73 years old.
We live
in his house
in Rebersburg.
I would like
to move because
my daughter
is not allowed
to come home.
Donna, my daughter,
lives in State College
in a home called
Strawberry Field.
She is
seventeen years old.
She works for
day care
from nine o'clock
to twelve o'clock.
She likes it
because she reads
to the children
and they like her.

Donna is short
and has black hair
and brown eyes.
I haven't seen her
in a long time,
but she usually calls me
once a week.
She had a baby boy.
His name is Bobby.
He weighed
five pounds,
9 1/2 ounces
and is
seventeen inches long.

He had a lot of hair.
When she sees him,
he smiles at her.
She said he is growing.

Donna has become
a very good cook.
She made an apple pie,
homemade pizza,
and all kinds of cakes.

Yesterday
I visited Donna
for about two hours.
We played pool.
We ate the pie
and talked.
We enjoyed
the afternoon.



My Daughter, Donna

➤ FILL IN THE MISSING WORDS

1. I _____ with a man named Meyer Brungard.
2. He is _____ 73 years old.
3. My daughter is not _____ to come home.
4. Donna, my _____ , lives in State College.
5. She reads to the _____ .
6. Donna has _____ a good cook.

➤ MATCH THE WORDS

| | |
|----------|----------|
| child | VISIT |
| talk | CHILD |
| visit | ALLOW |
| smile | DAUGHTER |
| daughter | SMILE |
| allow | TALK |

➤ WORD FIND: Find the words on the right inside the block of letters. Draw a circle around each one you find.

| | |
|-------------|-------|
| Q Q V Q Q Q | VISIT |
| C H I L D Q | TALK |
| Q Q S Q Q Q | SMILE |
| S M I L E Q | ALLOW |
| Q Q T A L K | CHILD |
| A L L O W Q | |

➤ THE STORY

1. Why does the author want to move?

2. How old is Donna?

3. What is the name of Donna's baby?

➡ YOUR TURN — TELL ABOUT YOU

1. How do you feel about working with children?

2. What type of work do you prefer?

Holding On

by Eugene Rockey

| | | | |
|---------|---------|--------|-------------|
| blowing | swaying | thirty | platform |
| forth | limbs | forty | comfortable |

I was crawling up
in the tree stand.
The wind was blowing.
The tree was blowing
back and forth.
It was hard
to be comfortable
up there,
when the tree
was swaying
back and forth.
I was about
thirty or forty feet
in the air.
I was sitting
on a little piece
of platform,
so I could
stand on it
to hold on.
With the limbs
being so far apart
and with the gun
it made it hard
to get back down.
It was
a little scary
being up there.
With the wind blowing
and the tree swaying
it made you feel
a little wary.



Holding On

➤ FILL IN THE MISSING WORDS

1. I was crawling up in the tree _____ .
2. The _____ was blowing.
3. _____ was blowing back and forth.
4. I was sitting on a piece of _____ .
5. It was hard to be _____ up there.
6. The tree was _____ .

➤ WORD FAMILIES

ADD A LETTER AND READ

| | | | | |
|-------|------------|--------------|-------|--|
| | <u>gun</u> | <u>black</u> | | |
| add r | __un | add l | __ack | |
| add f | __un | add t | __ack | |
| add s | __un | add s | __ack | |
| add p | __un | add h | __ack | |
| add g | __un | add r | __ack | |

➤ WRITE THE ROOT WORD

| | | | |
|----------|-------|---------|-------|
| crawling | _____ | running | _____ |
| blowing | _____ | sitting | _____ |
| standing | _____ | | |

➤ WORD FIND: Find the words on the right inside the block of letters. Draw a circle around each one you find.

B Z Z F Z Z Z TREE
L T R E E Z Z GUN
O Z Z E G U N BLOW
W S T A N D Z STAND
Z A I R Z Z Z

➤ THE STORY

1. Where was the author crawling?

2. What was the author sitting on?

3. What was the tree doing?

➤ YOUR TURN — TELL ABOUT YOU

1. Did you ever go hunting?

2. Have you ever been scared?

Over the Holidays

by Sarah Koston

| | |
|------------|----------|
| restaurant | children |
| television | morning |

I left State College
on the bus
to go out
to Pittsburgh
to visit
my sister, Mary
and her family
for Christmas.

I took a picture
of my niece, Marian,
and her children,
Brian and Crystal.

Mary's husband, Chuck,
took us
to see the lights
all around Pittsburgh.


My sister and I

went Christmas shopping
on December 24.
After the children
went to bed,
my sister and I
wrapped Christmas gifts
and put them
under the Christmas tree.

The next morning
I woke up and
took a bath.
My sister
had to work
on Christmas Day.
Brian and Crystal,
came up to see us
on Christmas Day.
I helped my sister, Mary,
to get supper

for the children to eat.
I helped her
wash dishes too.

I went
to the grocery store
with my sister
and then all of us
watched television.
My sister fell asleep
on the couch
because she was so tired
from work,
so she had to sleep.
We all fell asleep
in the bedroom.
I spent four days
before I came
back home
on December 29.



Over the Holidays

👉 FILL IN THE MISSING WORDS

1. I left State College on the _____ .
2. I took a _____ of my niece.
3. My sister and I want Christmas _____ .
4. The next morning I woke up and took a _____ .
5. My _____ had to work on Christmas Day.

👉 MATCH THE OPPOSITE WORDS

| | |
|-------|--------|
| in | bad |
| good | over |
| under | out |
| after | dry |
| wet | before |

- 👉 **WORD FIND:** Find the words on the right inside the block of letters.
Draw a circle around each one you find.

| | |
|---------------|--------|
| W L I G H T S | WORK |
| O W W B U S L | VISIT |
| R W D W W W E | LIGHTS |
| K W A W W W E | SLEEP |
| W W Y W W W P | DAYS |
| V I S I T W W | BUS |

👉 THE STORY

1. How did the author go to Pittsburgh?

2. Whom did she go visit?

3. What special day did the author and her family spend together?

➡ YOUR TURN — TELL ABOUT YOU

1. Did you ever visit a big city over the holidays?

2. What is the best thing about the holidays for you?

A Special Day

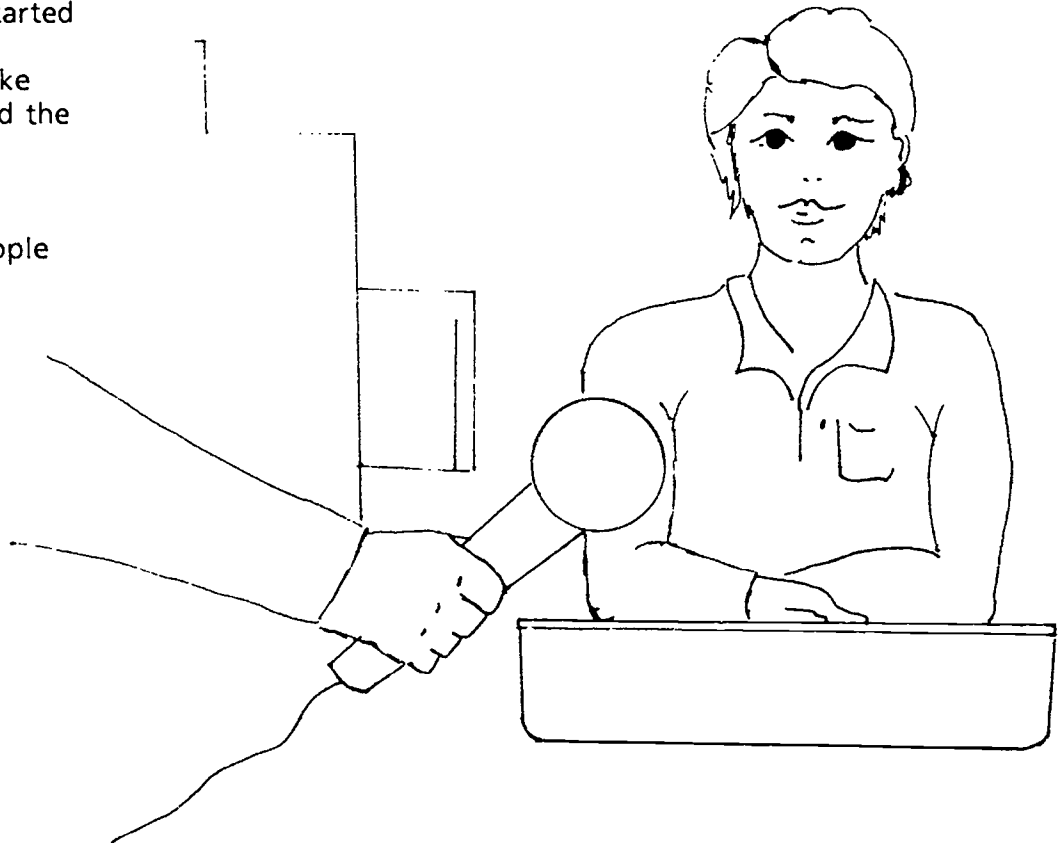
by Martha Snyder

| | | |
|---------|---------|------------|
| class | people | television |
| filming | special | area |

This was
a special day
in our class today
in Millheim.
Some people
from the television
station in
State College
came to our class.
There were
bright lights.
They were
filming us
while we were working
in our books.
Then they asked me
questions about
how I got started
in class
and how I like
the class and the
people.
I really like
the class
and the people

because they are
very friendly
and I'm learning
so much.

The project
by Penn State
University
will be shown
on television
in March.
This film tells
about adult
education
in our area.



A Special Day

➤ FILL IN THE MISSING WORDS

1. This was a _____ day.
2. Some _____ from the television station in State College came to our class.
3. They were _____ us while we were working in our books.
4. I really like the _____ .
5. The project will be shown on _____ .

➤ WORD FAMILIES

ADD A LETTER AND READ

Add *l* ___ight

Add *f* ___ight

Add *n* ___ight

Add *m* ___ight

Add *r* ___ight

Add *s* ___ight

Add *t* ___ight

➤ MATCH THE OPPOSITE WORDS

today play
light night
day yesterday
work dark
like hate

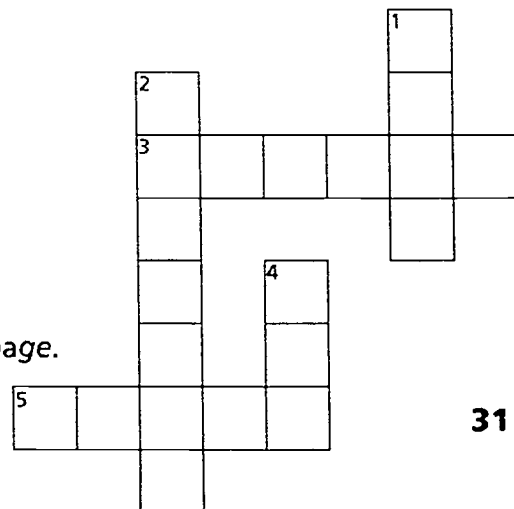
➤ CROSSWORD PUZZLE

Across

3. Some _____ came to class.

5. I like my _____ .

Down clues and Word Bank are on the next page.



Down

1. You use _____ in a camera.
2. Today was a _____ day.
4. Today _____ a special day.

| | | | | |
|-----------|------|---------|-----|-------|
| WORD BANK | | | | |
| people | film | special | was | class |

👉 THE STORY

1. Who came to the author's class?

2. What did the people ask the author?

👉 YOUR TURN — TELL ABOUT YOU

1. Have you ever watched a television show being filmed?

2. Tell about a special day in your life.
