

DOCUMENT RESUME

ED 350 321

TM 019 074

AUTHOR Brick, J. Michael; And Others
 TITLE National Household Education Survey of 1991: Preprimary and Primary Data Files User's Manual.
 INSTITUTION Westat, Inc., Rockville, MD.
 SPONS AGENCY National Center for Education Statistics (ED), Washington, DC.
 REPORT NO NCES-92-057
 PUB DATE Apr 92
 NOTE 525p.
 PUB TYPE Guides - Non-Classroom Use (055) -- Tests/Evaluation Instruments (160)

EDRS PRICE MF02/PC21 Plus Postage.
 DESCRIPTORS Child Rearing; *Databases; Data Collection; Data Processing; Day Care; Early Childhood Education; *Family Characteristics; Family Environment; Grade Repetition; *National Surveys; Parent Participation; Questionnaires; *Research Design; Sampling; *Telephone Surveys
 IDENTIFIERS *Data Files; *National Household Education Survey; User Guides

ABSTRACT

This manual provides documentation and guidance for users of the public release data files for the Early Childhood Education (ECE) component of the 1991 National Household Education Survey (NHES:91). Information is presented about the purpose of the study, the data collection instruments, the sample design, and data collection and data processing procedures. The survey was a random-digit-dial telephone survey, which attempted to collect information on the condition of education in the United States from a non-institutional sample. The ECE survey component covered the following topics: (1) child care and early childhood program experiences; (2) kindergarten and primary school entry; (3) retention in early grades; (4) parental involvement in center-based programs and school; (5) the education environment in the home; and (6) household and family characteristics. Appendixes provide the NHES:91 questionnaire, listings of variables, listings of SAS and SPSS-X control cards, a guide to SAS and SPSS-X use, the SAS code for composite variables, and the codebooks for the ECE data. Five tables and four figures supplement the discussion. (SLD)

 .. Reproductions supplied by EDRS are the best that can be made ..
 * from the original document. *

ED350321

U.S. DEPARTMENT OF EDUCATION
Office of Educational Research and Improvement
EDUCATIONAL RESOURCES INFORMATION
CENTER (ERIC)

- This document has been reproduced as received from the person or organization originating it.
- Minor changes have been made to improve reproduction quality.

• Points of view or opinions stated in this document do not necessarily represent official OERI position or policy

BEST COPY AVAILABLE


NATIONAL CENTER FOR EDUCATION STATISTICS

User's Manual

April 1992

National Household Education Survey of 1991

Preprimary and Primary Data Files User's Manual



J. Michael Brick, Project Director
Mary A. Collins, Associate Project Director
Carin A. Celebuski
Mary Jo Nolin
Theresa A. Squadere
Peter C. Ha
Jacqueline Wernimont

Westat Inc.

Jerry West, NHES Project Officer
Kathryn Chandler
Elvie Germino Hausken
Jeffrey Owings, Chief, Longitudinal and Household Studies Branch

National Center for Education Statistics

U.S. Department of Education
Office of Educational Research and Improvement

NCES 92-057

U.S. Department of Education

Lamar Alexander

Secretary

Office of Educational Research and Improvement

Diane Ravitch

Assistant Secretary

National Center for Education Statistics

Emerson J. Elliott

Acting Commissioner

National Center for Education Statistics

"The purpose of the Center shall be to collect, and analyze, and disseminate statistics and other data related to education in the United States and in other nations."—Section 406(b) of the General Education Provisions Act, as amended (20 U.S.C. 1221e-1).

April 1992

Contact:

Jerry West

(202) 219-1574

CONTENTS

Chapter	Page
I. Introduction	1
1.1 Background of Study	1
1.2 Components of NHES:91	1
1.3 Overview of Design	4
II. Description of Data Collection Instruments	7
2.1 The NHES:91 Screener	7
2.2 Early Childhood Education Interviews	9
III. Sample Design and Implementation	15
3.1 Sampling Households	15
3.2 Sampling Within Households for the Early Childhood Education Survey	19
3.3 Weighting Procedures	20
3.4 Computing Sampling Errors	21
3.5 Imputation	24
IV. Data Collection Methods and Response Rates	27
4.1 Data Collection Procedures	27
4.1.1 CATI System Applications	27
4.1.2 Interviewer Training	28
4.1.3 Interviewing Procedures	28
4.1.4 Data Collection Quality Control	30
4.2 Early Childhood Reinterview	31

CONTENTS--Continued

Chapter	Page
4.3 Response Rates	33
4.3.1 Screener Response Rate	34
4.3.2 Extended Interview Response Rate	36
4.4 Item Response in the Early Childhood Education Interview	36
V. Data Preparation	41
5.1 Coding and Editing Specifications	41
5.1.1 Range Specifications	41
5.1.2 Consistency Checks	42
5.1.3 Structural Edits	42
VI. Guide to the Data Files and Codebooks	43
6.1 Content and Organization of the Data Files	43
6.2 Variables	43
6.2.1 Names, Labels, and File Layout Positions	44
6.2.2 Missing Values for Variables	44
6.3 Composite Variables	45
6.3.1 Missing Values for Composite Variables	45
6.3.2 Composite Variables on Both the Preprimary and Primary Files	45

CONTENTS--Continued

Chapter	Page
6.3.3 Composite Variables Only on the Preprimary File	50 54
6.3.4 Composite Variables Only on the Primary File	56
6.4 Guide to the Codebooks	56
6.5 Instructions for Linking Preprimary and Primary Files	57
6.6 SAS and SPSS-X Control Card Listings for File Creation	59
VII. Data Anomalies	59
7.1 Duplications in Reporting of Center-based Programs	60
7.2 Head Start Participation	61
7.3 Items on Fathers and Household Composition	62
7.4 Parents' Weekly Hours of Work	63
7.5 Nursery School Enrollment	64
7.6 Differences in Item Wording	64
Appendices	
Appendix A: Questionnaire	A-1
Appendix B: Variable Lists	B-1
Preprimary File Variables	B-3
Primary File Variables	B-13
Appendix C: Control Cards	C-1
Preprimary File SAS Control Cards	C-3
Primary File SAS Control Cards	C-31
Preprimary File SPSS-X Control Cards	C-55
Primary File SPSS-X Control Cards	C-87
Appendix D: Guidelines for using SAS and SPSS-X	D-1
Appendix E: SAS Code for Composite Variables	E-1
Appendix F: Codebooks	F-1
Preprimary File Codebook	F-3
Primary File Codebook	F-85



CONTENTS--Continued

LIST OF TABLES

Table		Page
3-1	Control totals for early childhood education raking	22
4-1	Number of telephone numbers dialed, by residential status and screener response rate	35
4-2	Number of telephone numbers dialed in the screener, by response status and response rate	37
4-3	Number of sampled early childhood education interviews, by response status and completion rates	38
4-4	Item response rates for the early childhood education interview	40

LIST OF FIGURES

Figure		
1-1	Flow of NHES:91 interviews	6
2-1	Flow of NHES:91 screener	8
2-2	NHES:91 early childhood education interview	11
6-1	Example of the codebook format	58

I. INTRODUCTION

This manual provides documentation and guidance for users of the public release data files for the Early Childhood Education (ECE) component of the 1991 National Household Education Survey (NHES:91). Information about the purpose of the study, the data collection instruments, the sample design, and data collection and data processing procedures is contained in this manual. More detailed discussions of these topics can be found in *National Household Education Survey: 1991, Methodology Report*.

The NHES:91 was a random-digit-dial telephone survey developed by the National Center for Education Statistics (NCES) and conducted by Westat, Inc. The survey was field tested in 1989, and data for the full-scale study were collected between late January and early May of 1991.

1.1 Background of Study

The National Household Education Survey is the first major attempt by NCES to go beyond its traditional, school-based data collection systems to a household survey. The Center's legislative mandate is to collect and report information on the condition of education in the United States. Historically, NCES has primarily collected data from teachers, students, schools, school districts, and state education agencies in fulfillment of this mandate. The collection of data directly from noninstitutional samples of individuals, particularly household-based data collections, has been limited.

The NHES represents a new initiative for NCES, and holds the promise of greatly enhancing the scope of issues covered by the data collection activities of the Center. A household survey has the potential to provide data needed to address many current issues in education, such as dropping out of school, preprimary education, access to postsecondary education, adult and continuing education, the status of former teachers, extra-school learning, and home-based education.

1.2 Components of NHES:91

There were two general components of the NHES:91. The first of these was the Early Childhood Education (ECE) component, concerned with the experiences of 3- to 8-year-old children. The second component was a survey which concerned participation in adult education

among persons 16 years of age and older. The following sections provide overviews of each of these two components.

Early Childhood Education Survey

The early childhood experiences of children have been shown to have a strong influence on their later academic achievement and persistence, but limited national information was available on these experiences. The NHES:91 ECE component provides nationally representative data on these early experiences. In addition, the survey provides data that will help in tracking progress toward meeting the National Education Goals, one of which is that "by the year 2000, all children in America will start school ready to learn." Repeated administrations of the ECE component will permit observation of changes in early childhood experiences.

The ECE component of the NHES:91 takes a broad approach. This component was designed to collect information on children's experiences in a wide range of settings, including their homes, child care arrangements, early childhood education programs, and schools. In addition, the range of experiences covered in the survey is broad, and includes cognitive activities (e.g., reading, learning letters, words, and numbers), developmental activities (e.g., singing songs, arts and crafts), and entertainment activities (e.g., games and sports, television viewing, attendance at movies, plays, concerts). This broad approach permits analysis of the variety of experiences that children have as well as the types of experiences, both of which may be important determinants of school readiness and success.

The NCES:91 ECE survey is a source of information on the following topics:

- Child care and early childhood program experiences;
- Kindergarten and primary school entry;
- Retention in early grades;
- Parental involvement in center-based programs and school;
- The education environment in the home; and
- Household and family characteristics.

Adult Education Survey

The second component of the NHES:91 was designed to measure participation in adult education activities, to describe these activities, to provide data on the characteristics of participants and nonparticipants, and to determine why some adults participate while others do not. Another of the National Education Goals is that "by the year 2000, every adult American will be literate and possess the knowledge and skills necessary to compete in a global economy." The Adult Education (AE) component provides much information relative to this goal.

The AE component of the NHES:91 incorporated and expanded upon the kinds of data that were collected in previous surveys on adult education designed by NCES and conducted by the Bureau of the Census. A broad definition of adult education was used. It includes persons enrolled full-time or part-time in a college or vocational or occupational program, those taking continuing education or noncredit courses, correspondence courses, and tutoring, as well as those taking courses or participating in other educational activities provided by employers, community groups, and other providers. The AE survey covered the following topics:

- Participation in adult education activities in the past year, the past 3 years, and ever;
- Characteristics of adult education courses or activities, including: course title, basic skills and training content, degree requirement fulfillment, sponsor, employer involvement, and payment source;
- Perceived benefits to participation in adult education of both participants and nonparticipants;
- Perceived barriers to participation in adult education of both part-time participants and nonparticipants; and
- Background characteristics of participants and nonparticipants.

1.3 Overview of Design

The NHES:91 was developed to provide reliable estimates for each of the two different sectors of education policy interest described above. The inclusion of two survey topics made the overall survey more cost effective, thus allowing for larger sample sizes that lead to more precise estimates. This strategy was key to the NHES design. By including more than one topic within the framework of a single survey, the screening of households to find those eligible for the study could be partitioned over the component surveys.

Another general feature of the NHES was developed in response to concerns about the demands placed upon the respondents to surveys. With the introduction of multiple surveys within a single framework came the possibility of increasing the response burden on the members of the sampled households. It was possible that the same household member could be sampled for more than one interview or that more than one household member could be sampled. In the NHES:91, parents of children could respond for more than one child and could also be sampled for the AE survey. To help alleviate this response burden and to improve the response rate for the component surveys, additional sampling was used for the AE component. Households with 2- to 9-year-old children, selected with certainty for the ECE survey, were given a smaller chance of being selected for the AE survey. The objective was to reduce the chance of multiple interviews within a household and still obtain the required information in a cost-effective manner.

Even though sampling methods were used to reduce the chances of selecting the same household for more than one survey, the administration time of the interview was considered to be a critical factor in obtaining high response rates and reliable estimates. The number of items included in the NHES:91 was limited in order to help improve response rates and reduce the demands made on survey respondents.

Because of these requirements and the need to produce estimates of high quality in a timely manner, the NHES:91 was conducted using computer-assisted telephone interviewing (CATI) technology. Some of the advantages of CATI for the NHES:91 included improved project administration, online sampling and eligibility checks, scheduling of interviews according to a priority scheme to improve response rates, and managing data quality by controlling skip patterns and checking items for logic online.

Three different interviews were included in the NHES:91. These instruments were the Screener, the Early Childhood Education (ECE) interview, and the Adult Education (AE) interview. The three instruments were programmed so that the appropriate items appeared on

the interviewer's computer screen depending upon the respondent's answer to each query. The Screener and ECE instruments are discussed in detail in Chapter 2. A separate Data User's Manual has been prepared for the AE component.

Flow of the Interviews

Figure 1-1 shows the flow of the NHES:91 interviews. Each household contact began with a Screener. In this interview, basic household information was obtained and a sampling of members for extended interviews was conducted.

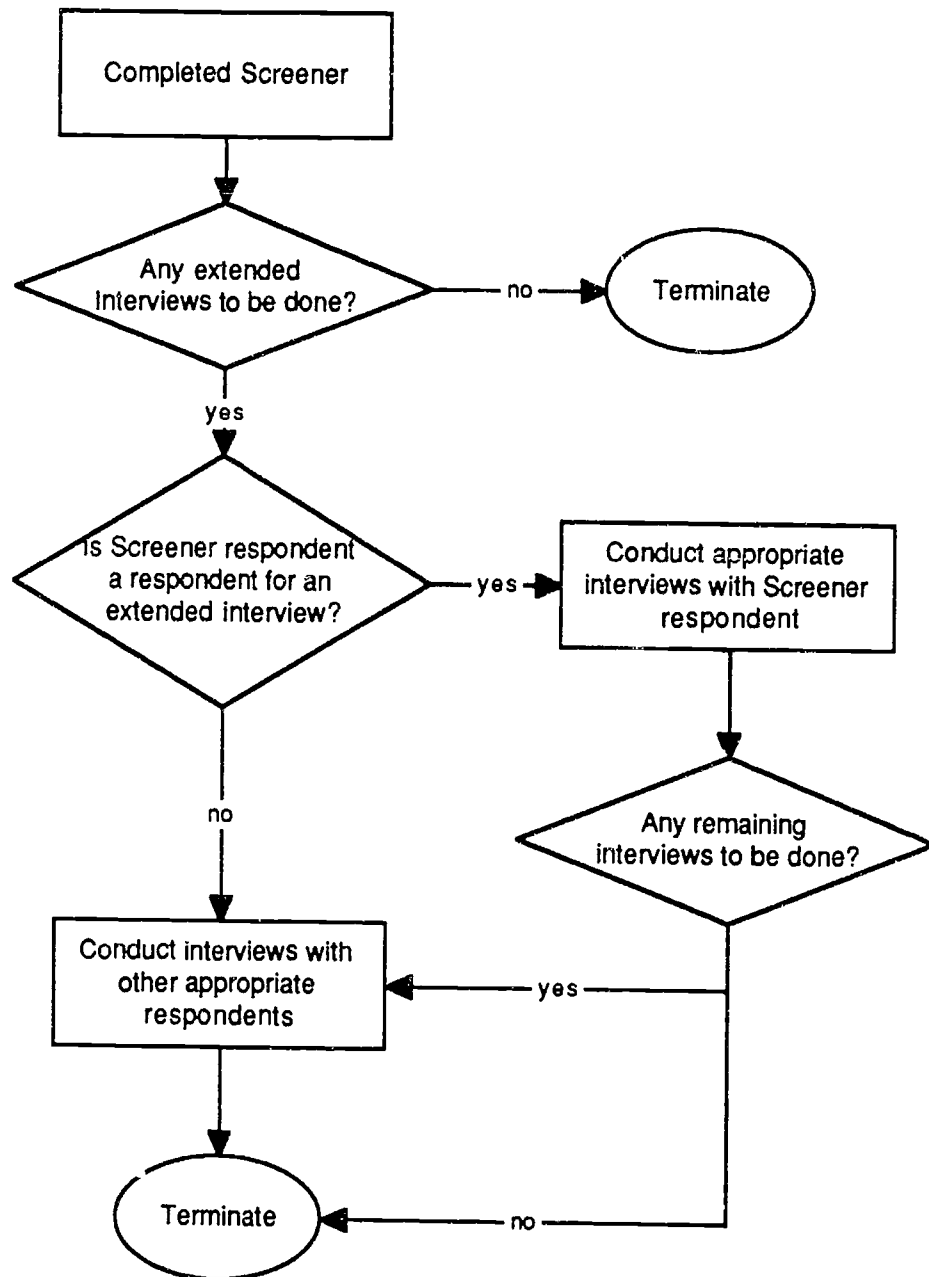
If the household contained any members between 2 and 9 years old, then an extended ECE interview was conducted with the parent or guardian most knowledgeable about each child's care and education. ECE interviews were scheduled for each child in the household who was in the eligible age range; whenever possible, all interviews with household members were conducted during the same call as the Screener, starting with any extended interviews with the Screener respondent.

The sampling of households for AE screening and individual adults for interviews was accomplished using the information collected in the Screener. If any adult was sampled, then an extended AE interview was scheduled for that person. The interview could be conducted with the sampled adult only; and no other person could respond for the sampled person. It was possible that more than one adult could be selected for an extended AE interview within a given household.

Contents of Manual

The chapters that follow provide additional information about the survey instruments (Chapter 2), the sample design and estimation procedures (Chapter 3), data collection (Chapter 4), data preparation (Chapter 5), and the use of the ECE data files and codebook (Chapter 6). Anomalies identified in the data are highlighted in Chapter 7. The appendices provide copies of the questionnaires, listings of variables, listings of SAS and SPSS-X control cards, a guide to using SAS and SPSS-X, the SAS code for composite variables, and the codebooks for the ECE data files.

Figure 1-1.--Flow of NHES:91 interviews



II. DESCRIPTION OF DATA COLLECTION INSTRUMENTS

The sections that follow describe the instruments used to collect data for the Early Childhood Education (ECE) component of the NHES:91. Included are descriptions of the Screener and ECE interviews. Appendix A contains copies of the questionnaires.

2.1 The NHES:91 Screener

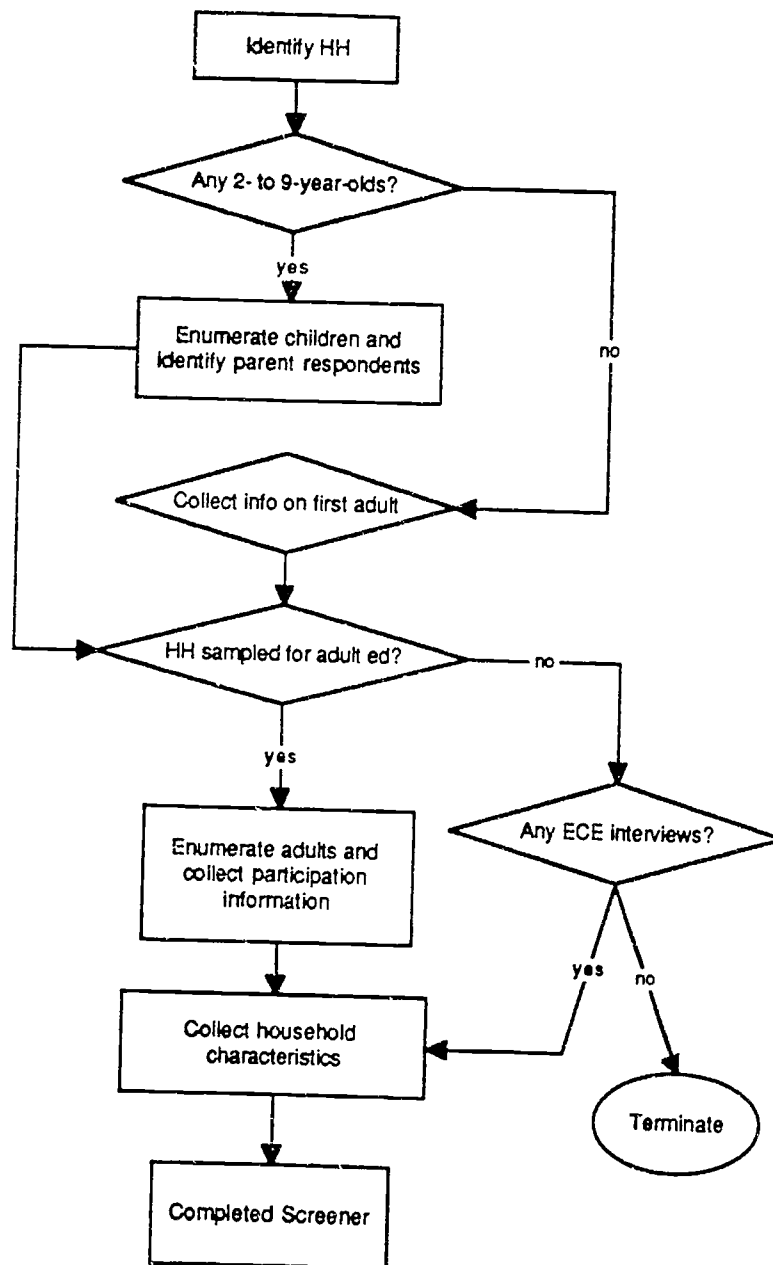
The purposes of the NHES:91 Screener were to identify those households that were eligible for the study; to collect information required for sampling adult household members for the Adult Education survey in those households sampled for the AE component; and to collect a limited set of household characteristics. The Screener was designed to accomplish these tasks efficiently, placing minimum burden on the respondent (Figure 2-1).

The Screener questionnaire was designed to flow smoothly through the following steps:

- Explain the purpose of the call;
- Verify that the phone number was dialed correctly and that the number reached was used for residential, or both residential and business, purposes;
- Verify that the Screener respondent was an adult member of the household at least 16 years old;
- Obtain basic identifying information about each 2- to 9-year-old in the household;
- Obtain identifying information and educational participation information for persons 16 and older (in about one-third of all households); and
- Obtain basic information about all eligible households.¹

¹An eligible household is a household with at least one resident who was selected for an extended interview.

Figure 2-1.--Flow of NHES:91 screener



Additional information on each of these sections of the NHES:91 Screener follows.

The first series of questions in the Screener was used to determine that the correct telephone number was reached, that it belonged to a household, and that the person on the telephone was eligible to answer the questions. If the correct number was not reached, or was used for business only, the call was terminated. Numbers used for household use only, or for business and household use, continued with the survey. If the person who answered the telephone was not a household member or was a household member under 16 years of age, an appropriate Screener respondent was requested.

Early Childhood Screening. The next series of Screener items concerned children in the household. First, a screening question to determine whether any 2- to 9-year-old children lived in the household was asked. If so, the childhood section of the Screener continued. The items asked about each 2- to 9-year-old were kept to a minimum and included age, gender, race-ethnicity, name, and the name and relationship of the knowledgeable parent or guardian. The broader age range was used to ensure that children of the appropriate age were captured despite some expected reporting error among some Screener respondents. If there were no children in the eligible age range, and the household was not sampled for AE screening, the Screener interview was terminated at this point.

Adult Education Screening. A sample of households was selected for AE screening. The AE screening questions were also kept to a minimum, in order to keep the response burden as low as possible. For each adult in the household, a small set of characteristics was collected (age, gender, race-ethnicity, name). Then, a series of questions was used to determine the current AE participation status of each adult. For those sampled adults who were living away at school, contact information was requested. This permitted calls to sampled students at their school telephone numbers for interviews.

Household Characteristics. The final section of the Screener collected data on a variety of household characteristics including the number of persons living in the household, county, home type, household income, and the presence of additional telephone numbers. These were collected only from households in which at least one child or adult was sampled for an extended interview.

2.2 Early Childhood Education Interviews

There were two basic types of Early Childhood Education (ECE) interviews in the NHES:91. The instruments were designed to address two specific populations of 3- to 8-year-

old children: those who had not yet enrolled in primary school and those who were currently enrolled in primary school (or were 6 years of age or older and receiving home schooling or education in alternative programs). While the instruments had some items in common, they are treated largely as separate questionnaires in this section.

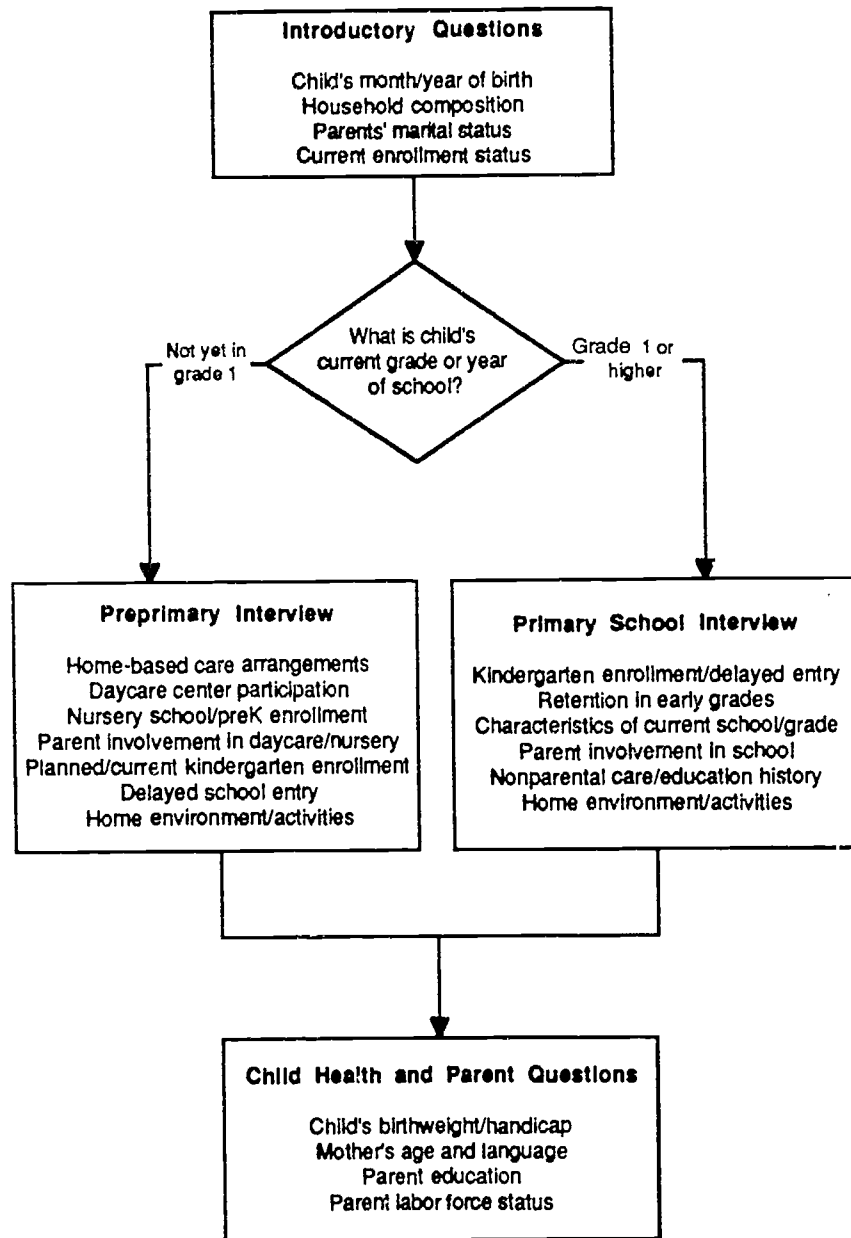
Before discussing the specific items, the overall structure of the ECE interviews is presented. Figure 2-2 shows this structure and demonstrates the differences between the two groups of children that were of interest in this survey. Because there was considerable interest in the nonparental care and education experiences of kindergarten students, the preprimary instrument was considered more appropriate for them than the primary school instrument.

For *all* children, the month and year of birth, current school enrollment status, household composition, and parent marital status were collected. At this point, the paths of questioning differed for the two child populations, as follows:

- **Preprimary Interview.** The parents of younger children were asked about current home-based child care, daycare center participation, and nursery school or prekindergarten enrollment for their child. Detailed information on center-based programs was collected, including child/staff ratio, presence of an educational program, and parent involvement. This was followed by items concerning planned or current kindergarten enrollment and delayed kindergarten entry.
- **Primary School Interview.** The parents of primary school children were asked about when their children started school, their kindergarten enrollment, their experiences in their current grade, any retention in grade, parent involvement including contact with the child's teacher, discussion of school experiences with the child, and helping with or checking the child's homework. Information on nonparental care and education prior to first grade entry was also collected.

Following the collection of the above information, items were asked about the home environment, the child's health, and parent characteristics. While the home environment questions differed slightly for the Preprimary and Primary School Interviews, the health and parent items were the same. They included health risk factors including low birth weight and handicapping conditions, parent education, and parental employment status.

Figure 2-2.--NHES:91 early childhood education interview



The following sections provide brief descriptions of each major portion of the interviews.

Early Childhood Introductory Questions. The initial items in the instrument were collected for each of the eligible children: month and year of birth, household composition, parents' marital status, and current enrollment status. The month and year of birth were used to eliminate children who were under 3 years old on January 1. Also, children who were over 8 years old on January 1 and enrolled in third grade or higher were eliminated. The household composition items were used to determine skip patterns and wording for later items concerning parents or guardians. The current grade was used to determine whether the Preprimary or Primary School path should be taken.

Preprimary Interview

Early Childhood Programs. The first section of the Preprimary Interview concerned current nonparental care and education arrangements in which the child participated or was enrolled. This provided information on the various environments to which children were exposed, the extent to which they participated in organized programs, and some of the characteristics of the daycare programs, nursery schools, and prekindergartens in which children spent time. There were four types of arrangements included in the survey: 1) child care by relatives; 2) child care by nonrelatives; 3) attendance at daycare centers; and 4) attendance in nursery schools, prekindergarten, or Head Start programs.

Distinctions between center-based programs such as daycare centers, nursery schools, and prekindergartens are often difficult to make. This is due to the ambiguity of the names and terms used to describe such programs. Some double counting is believed to have resulted from this ambiguity and is discussed in Chapter 7 on data anomalies.

The series of questions on child care, daycare center, and nursery school/prekindergarten/Head Start program arrangements were followed by a final set of questions designed to ensure that all relevant arrangements for the child had been included. It was expected that, in some cases, an arrangement or program would be left out because the name of the program did not match any of the generic terms used in the questionnaire. If the respondent did not include a program in the earlier series, this final series provided an opportunity to capture it.

Kindergarten. The next series of items concerned the actual and planned enrollment of children in kindergarten. Items concerning expectations for enrollment in kindergarten were

asked of parents whose children had not yet entered kindergarten. Actual enrollment information was asked of parents whose children were in kindergarten. Items on two important educational issues were included in this series: **delayed entry** into kindergarten -- that is, parents waiting to enroll their children until they are older; and **kindergarten retention** -- that is, children being held back in kindergarten.

Home Environment. The home environment items for both the Preprimary Interview and the Primary School Interview were drawn from various extant questionnaires, and modified through pretesting and focus group interviews. As a group, these items provided a description of the child's home environment in terms of the child's variety of experiences, parent-child interaction, developmental activities, and cognitive stimulation.²

Health Risk Factors. The next brief section collected information on two aspects of the child's health: low birth weight and handicapping condition. Both of these are risk factors that could affect a child's development and can have a negative impact on school performance.

Parent Characteristics. The final section of the Preprimary Interview collected background information on the child's parents or guardians. The section was separated into questions about the mother or female guardian and the father or male guardian. Items about the mother included: her age, the age at which she first became a parent or guardian, her first and current languages, education, and employment status. Items about the child's father included education and employment status. **These subsections were asked only if the relevant parent (or guardian) was a member of the household.** When multiple interviews were conducted with the same parent in a household, this series was asked only once. See Chapter 7 for a discussion of a small number of data anomalies arising from this approach.

Primary School Interview

The Primary School Interview had a different focus from the Preprimary Interview in that it focused more on school experiences in primary grades rather than on nonparental care and education prior to first grade. However, it was also concerned with the child's educational experiences and environment and with parental involvement. In addition, the Primary School Interview provided an opportunity to look at two preliminary outcome measures of children's success in school: academic performance, reported by parents in terms of how their child was

²At the request of NCES, a subset of these items was included in the 1990 October Education Supplement to the Current Population Survey.

doing relative to other children (e.g., above average, average, below average), and retention in grade.

School History. The first section of the Primary School Interview flowed from the grade-in-school question that ended the "early childhood introductory questions" discussed above. This series of items was essential to understanding the paths that children take during their first few years of school. The series provided the items necessary to examine delayed entry into kindergarten as well as the retention of children in kindergarten and the early grades.

Current Year Experiences. Information on the child's current grade and school was collected next. Many of the items in this section focused on parent involvement in terms of teacher contact, discussion of school activities with the child, and attention to the child's homework. This section also included measures of early school performance or problems.

Early Childhood Programs. Information on the nonparental care and education in which the child participated before starting first grade was also included in the Primary School Interview. This section encompassed the same types of programs included in the Preprimary Interview; however, the detailed information on each activity and program requested in the Preprimary Interview was not included. These items provided the opportunity to examine the relationship between preprimary participation in various types of programs and early school performance. It also provided information on the nonparental care and education histories that children bring with them into the first grade.

Home Environment. As noted before, the home environment items in the Primary School Interview were very similar to those used in the Preprimary Interview. A few adaptations were made due to age or ability differences in the groups. However, the topics -- cognitive stimulation, variety of experiences, and the role of the parent as teacher -- were essentially the same.

Health Risk Factors. The health risk factors -- low birth weight and handicapping condition -- were the same items as those in the Preprimary Interview.

Parental Characteristics. The items used to collect background information on the parents or guardians of primary school children were the same as those in the Preprimary Interview.

III. SAMPLE DESIGN AND IMPLEMENTATION

This chapter describes the sample design for the NHES:91, including a number of special features of the design. Also presented are the procedures for weighting to national estimates, imputation for missing values on selected variables, and variance estimation.

3.1 Sampling Households

The NHES:91 was designed to provide reliable estimates of the number and characteristics of the early childhood education experiences of 3- to 8-year-olds and the educational experiences of adults. These component surveys of the NHES:91 were conducted entirely by sampling, contacting, and interviewing persons by telephone.

The method of sampling used in the NHES:91 is one type of the class of methods called random digit dialing (RDD). The basic concept of RDD procedures is that every residential telephone number has a chance of being sampled through a random sampling mechanism. Mitofsky and Waksberg¹ developed an RDD sampling procedure that yielded a sample in which each household had an approximately equal probability of selection and which significantly reduced the number of telephone calls that had to be made relative to previously used RDD procedures. A variant of the basic Mitofsky-Waksberg procedure was used in the NHES:91. The modification will be described after the Mitofsky-Waksberg method is presented.

The basic method of sampling for RDD is quite simple. A list or frame of all existing telephone area codes and prefix numbers (the first three digits of the telephone number) in the 50 states and the District of Columbia was determined based on data tapes obtained from AT&T. All possible two-digit numbers were added to these numbers to form a complete list of all the possible first 8 digits of the 10 digits of phone numbers in the United States. These eight-digit numbers were treated as Primary Sampling Units (PSUs) or clusters.

A random selection was made from the list of PSUs and a random two-digit number was added to the sampled number to create a full 10-digit telephone number. This 10-digit number is called a prime number. The prime number was then dialed to determine if it was residential. If the number was residential, then the PSU was retained in the sample and other sample

¹Waksberg, J. "Sampling Methods for Random Digit Dialing," *Journal of the American Statistical Association*, March 1978.

numbers were generated from the cluster. If the prime number was not residential, then the PSU was rejected and no further calls were made within that PSU.

The sampling procedure was repeated until a sample of m residential PSUs were obtained. For the NHES:91, an oversampling method was used so that the probability of selection for the PSUs was not exactly as described above. The oversampling method and its implications are discussed below.

The next step of the sampling procedure was the sampling of additional telephone numbers from the retained residential PSUs. The additional telephone numbers were generated by adding random two-digit numbers to the eight-digit PSU number. In the basic Mitofsky-Waksberg procedure, as many additional telephone numbers are generated as needed to achieve the desired number of completed interviews ($k+1$) within each PSU. Thus, the total number of completed interviews is $m(k+1)$. This procedure results in a sample which is approximately self-weighting (i.e., equal weights).

The sample is clustered within PSUs in order to effect a significant cost savings. Waksberg showed that the number of telephone numbers that need to be dialed is less than 50 percent of the number that would be needed if all numbers were dialed at random.

The basic Mitofsky-Waksberg procedure is sequential. It is not possible to determine in advance how many telephone numbers are needed in each cluster to achieve a sample of $k+1$ households. A new determination must be made after each telephone call to the PSU. This procedure can be awkward to implement, especially when the survey must be conducted within a limited amount of time, as was the case with the NHES:91.

An alternative RDD sampling method was used in the NHES:91 to help avoid these difficult operational issues. The variant of the Mitofsky-Waksberg procedure used in the NHES:91 required the use of a fixed number ($k+1$) of telephone numbers per cluster rather than a fixed number of completed interviews. The modified method produces a probability sample, but it is not self-weighting. The statistical properties of the modified Waksberg method are described in detail by Brick and Waksberg².

The number of households with completed screening interviews targeted for the NHES:91 was 60,000 ($m(k+1)$). This sample size was determined by the sample size requirements of the ECE component of NHES:91, which had the sample size requirements for the rarest population

²Brick, J.M. and Waksberg, J. "Avoiding Sequential Sampling with Random Digit Dialing," *Survey Methodology*, June 1991.

in the study. A sample of 4,000 clusters (m) of telephone numbers were selected, so that approximately 15 completed Screeners (k+1) were planned per cluster.

Since not every telephone number within a sampled cluster yields a household, and not every household is willing to participate in the study, a sample of 120,000 telephone numbers was generated for NHES:91 with 30 numbers selected randomly from each sample cluster. The 120,000 numbers were selected based on assumptions of a within-cluster residency rate of 60 to 65 percent and an 80 percent participation rate (the participation rate is the percent of households willing to answer the data items for the Screener). Therefore, the targeted number of completed Screeners was 60,000 (120,000 x .625 x .80).

These assumptions proved to be very reliable. The achieved within-cluster residency rate was 60 percent and the participation rate was 81 percent. The number of participating residential households was 60,314. The specific outcomes from the survey operations are given in detail in a later section.

The next step in the sampling process was the selection of members of the sampled households for extended ECE interviews and AE interviews. Before describing the sampling of the 3- to 8-year-olds for the ECE survey, the oversampling of clusters is discussed.

Oversampling Households for Blacks and Hispanics

One of the goals of the NHES:91 was to produce reliable estimates of the characteristics of children's early educational experiences and adults' educational activities for totals and for subdomains defined by race and ethnicity. In a sample of 60,000 households in which every person has the same probability of being included, the sample size is not large enough to produce reliable estimates of some characteristics of blacks or Hispanics. Therefore, blacks and Hispanics must be oversampled to increase the reliability of estimates for these domains.

In the 1989 field test, the use of a particular method of oversampling blacks and Hispanics was examined. This method was successful in reducing the variances of the estimates of blacks and Hispanics by approximately 20 to 30 percent over the range of statistics examined. The decrease in precision for estimates of the groups that were not oversampled and for estimates of totals were modest, about 5 to 15 percent. Because of the success of the field test methodology, the same basic procedure was used for the NHES:91.

A data tape containing the 1980 census characteristics for telephone exchanges and updates of the census items was purchased from the Donnelley Marketing Information Services

in the summer of 1990. The most current list of all telephone exchanges was obtained from AT&T in November 1990, as discussed above. A sample of 40,000 clusters was selected randomly from the AT&T tape and matched against the clusters on the Donnelley file. The sample was drawn to avoid the computational costs associated with matching the entire AT&T file. The results of this matching operation are given below, where high minority concentration is defined as having more than 10 percent of the population black or more than 10 percent Hispanic:

Not found on Donnelley	6,128
Classified as low minority concentration	21,695
Classified as high minority concentration	<u>12,177</u>
Total	40,000

Those clusters not found on the Donnelley tape were classified as low minority concentration for sampling purposes.

Telephone exchanges with high minority concentrations were then oversampled at a rate of 2 to 1. The definition of high minority concentration and the oversampling rate were established based on research which looked at seven possible sampling schemes using 10 percent and 20 percent cutoffs for high minority concentrations and oversampling rates of two and three times the basic rate. The research balanced the increases in the sample size for blacks and Hispanics, against the losses in precision associated with the use of differential sampling rates.³

A sample of 1,867 high minority residential clusters and 2,133 low minority residential clusters was targeted. Using a sampling rate for the high minority concentration clusters that was twice the rate of the other clusters, 9,335 high minority clusters and 12,065 low minority clusters were randomly selected from the 40,000 clusters sampled from the AT&T tape. Of the 9,335 high minority clusters, 2,638 were identified as residential (28 percent). Of the 12,065 low minority clusters, 2,155 were identified as residential (18 percent). The sample clusters were randomly selected from the clusters identified as residential to achieve the targeted numbers.

The oversampling procedure was done by exchange or cluster rather than being restricted to black and Hispanic households, i.e., the sampling rate within a cluster was constant. It would have been possible to subsample nonblack and non-Hispanic households in high minority clusters to create a self-weighting sample for persons who are not black or Hispanic. This procedure

³See *National Household Education Survey: 1991, Methodology Report* for more information.

would not have been efficient for the ECE component, because it would have involved dropping screened households, and the screening to find households with 3- to 8-year-olds was the largest component of the data collection costs.

3.2 Sampling Within Households for the Early Childhood Education Survey

All 3- to 8-year-olds in sampled households were included in the ECE survey; there was no subsampling of this population. The household member responding to the Screener interview was asked to give the age of each child between the ages of 2 and 9 years, inclusive. The enumeration of 2- and 9-year-olds was conducted to insure that nearly all children who were eligible for the extended interviews were identified, even if a rounding error was made in reporting the age of the child. One of the first items in the extended ECE interview was the date of birth of the child, and this item was used to separate the eligible and ineligible children for the survey. The child's age was calculated as of January 1, 1991.

The targeted number of 3- to 8-year-olds included in a survey of 60,000 households was estimated based upon estimates from the October 1988 Current Population Survey. Estimates from that survey indicated that about 17.5 percent of households had children from 3 to 8 years old, and that of these households the mean number of 3- to 8-year-old children per household was 1.4. Assuming that 95 percent of the interviews would be completed, the targeted number of completed interviews for 3- to 8-year-olds in the NHES:91 was estimated to be about 14,000 ($14,000 = 60,000 \times .175 \times 1.4 \times .95$). The parent or guardian most knowledgeable about the care and education of each child was asked to respond to the extended interview for the child.

Based on data from the Screener interview, the percent of households with 3- to 8-year-olds was 18 percent, and the mean number of 3- to 8-year-olds in these households was about 1.4 per household with these children. The completion rate for the ECE interview was 94 percent ($N=13,892$). Therefore, the number of completed ECE interviews was very close to the planned number of completed interviews.

The number of completed ECE interviews includes a small number of interviews with children who are 9 years old. The sample was expanded to include some 9-year-olds to estimate the number of children retained or repeating a grade. To accommodate this objective, 9-year-olds were included in the sample for the extended interview if and only if they were currently enrolled in first or second grade. This supplement can be used to provide more reliable estimates of grade-level retention. The number of children included in this supplement was expected to be small and, in practice, only 65 completed interviews were conducted for 9-year-olds.

3.3 Weighting Procedures

The objective of the NHES:91 is to make inferences about the entire civilian, noninstitutionalized population for the domains of interest. The estimates derived from the sample of telephone households were adjusted to totals which include both telephone and nontelephone households to support this goal.

The estimation or weighting procedures are described in steps. The first step was the weighting associated with the sample of telephone numbers. This weight was basically the inverse of the probability of selecting the household by the RDD method used in this study. The subsequent steps were the person-level weighting, i.e., weights used to estimate the number of persons. These methods included the adjustment of the estimates to independent totals from the March 1991 Current Population Survey (CPS).

The household weight was developed to account for the RDD sampling of telephone numbers, including the sampling rate differences by minority concentration strata. The weight was also adjusted for households that had more than one telephone number, and hence had more than one chance of being in the sample.

Person Weights for 3- to 8-Year-Olds

In sampling for the ECE component of the NHES:91, every sampled household with a 2- to 9-year-old was included. Extended ECE interviews were scheduled for all of the 2- to 9-year-old children in these households. The parent or guardian most knowledgeable about the care or education of each child was asked to complete the interview for that child, provided the child was between 3 and 8 years old as of January 1, 1991 (9-year-olds in first or second grade are discussed later).

The base household weight was assigned to each 3- to 8-year-old, since all children were sampled. The final weight for each completed 3- to 8-year-old interview was computed by adjusting the base weight to known totals by a raking procedure. The main purposes of raking were to adjust for nonresponse and the undercoverage due to sampling only telephone households.

The control totals were formed by taking the control totals used for the March 1991 CPS survey and allocating them based upon the characteristics estimated from the October 1990 CPS. The control totals were defined by home type (i.e., owned or rented) crossed with region, race-

ethnicity crossed with income, and age. The raked weights were formed by iteratively modifying the person weights so that they corresponded to the control totals. The control totals for each of the dimensions are given in Table 3-1. The sum of the 3- to 8-year-old weights is 22,293,858, and the standard error is 880.

Person Weights for Children 9 Years Old

The weighting scheme for 9-year-olds was not the same as for the 3- to 8-year-olds because 9-year-olds in third grade or higher were not eligible for the study. The 9-year-olds were sampled in an effort to produce more reliable grade-specific (first and second grade) retention rates. Since only a fraction of 9-year-olds were eligible for interview, raking the completed interviews for 9-year-olds to the population of all 9-year-olds was inappropriate.

A two-step weighting procedure was used. The first step involved poststratifying all the enumerated 9-year-olds in the sampled households to the CPS control totals by race-ethnicity and household income (see Table 3-1). This step adjusted the weights for undercoverage but not for extended interview nonresponse. The second step was to apply an extended interview nonresponse adjustment to the weights for respondents only. The adjustment factor was the inverse of the response rate for the ECE extended interview. The sum of the 9-year-old weights is 175,371, and the standard error is 1,751.

3.4 Computing Sampling Errors

Even though the NHES:91 was an RDD survey, the direct estimates of sampling errors for the estimates cannot be based on the assumptions of simple random sampling. Various factors, including oversampling to improve estimates of blacks and Hispanics, clustering of sampled persons within households, the use of the modified Waksberg approach, and nonlinear estimation procedures, all contribute to deviations from simple random sampling.

One method used for computing sampling errors to reflect these aspects of the sample design and the estimation procedures is called jackknife replication. In this method, the sample is divided into groups of replicates based upon the original sample of phone numbers. A replicate weight is developed for each replicate sample using the same procedures used for the full sample. This procedure is repeated for each replicate.

Table 3-1.--Control totals for early childhood education raking

Dimension 1 for 3- to 8-year-old raking		
Home type	Census region	Control total
Owned or other	Northeast	2,766,413
Owned or other	Midwest	3,867,245
Owned or other	South	4,536,924
Owned or other	West	2,826,389
Rented	Northeast	1,456,489
Rented	Midwest	1,805,429
Rented	South	2,852,420
Rented	West	2,182,549
Total		22,293,858

Dimension 2 for 3- to 8-year-old raking		
Race-ethnicity	Household income	Control total
Non-Hispanic/nonblack	Less than \$10,000	1,887,276
Non-Hispanic/nonblack	\$10,000-24,999	3,868,574
Non-Hispanic/nonblack	\$25,000 or more	10,655,706
Hispanic	Less than \$10,000	708,785
Hispanic	\$10,000-24,999	1,004,840
Hispanic	\$25,000 or more	829,964
Black/non-Hispanic	Less than \$10,000	1,367,741
Black/non-Hispanic	\$10,000-24,999	934,685
Black/non-Hispanic	\$25,000 or more	1,036,288
Total		22,293,858

Dimension 3 for 3- to 8-year-old raking		Control total
Age		
3 years		3,764,659
4 years		3,763,946
5 years		3,743,369
6 years		3,689,192
7 years		3,704,709
8 years		3,627,983
Total		22,293,858

Dimension for 9-year-old poststratification		
Race-ethnicity	Household income	Control total
Non-Hispanic/nonblack	Less than \$10,000	258,313
Non-Hispanic/nonblack	\$10,000-24,999	628,720
Non-Hispanic/nonblack	\$25,000 or more	1,806,111
Hispanic	Less than \$10,000	119,077
Hispanic	\$10,000-24,999	167,488
Hispanic	\$25,000 or more	151,559
Black/non-Hispanic	Less than \$10,000	248,637
Black/non-Hispanic	\$10,000-24,999	175,674
Black/non-Hispanic	\$25,000 or more	154,921
Total		3,710,500

SOURCE: U.S. Department of Education, National Center for Education Statistics, National Household Education Survey (NHES), spring 1991.

Estimates are then produced for each replicate using the replicate weights and compared to the full sample estimate in order to estimate the sampling error of the statistic. The computation of the replicate estimates, comparison to the full sample estimate, and the computation of the estimated sampling error for the statistic was done using the SAS software WESVAR using the JK1 option.

Replicate weights were created for the raked weights for the ECE survey. Since separate procedures were used for 9-year-olds, the replicate weights were also created for these weights. A total of 50 replicate weights were created. All of the steps used in creating the full sample weights were done for each replicate weight, including the final stage of raking.

In order to support the estimation of sampling errors by Taylor series methods, stratum and PSU variables were created and assigned to the completed interviews. The stratum and PSU variables were based on the sample as selected.

Approximate Sampling Errors

The sampling errors of estimates from the NHES:91 can be directly computed by either of the techniques described above. For many applications, a simple approximation of the sampling errors can be used instead of these more computationally expensive methods.

The approximation is based upon the actual computation of variances of estimates from the ECE. The estimates and the variances of the estimates were computed for a large number of statistics (over 3,400 estimates were computed). The statistics used in these computations were estimates of the percent of 3- to 8-year-olds who were involved in various types of activities or were participating in various types of nonparental care or education.

When a sample is drawn using simple random sampling, then the variance of an estimated percent can be expressed as the estimated percent (p) times its complement ($100-p$) divided by the sample size. The ratio of the variance computed using the jackknife replicate estimates to the variance using the simple random sampling formula is called the design effect.

The design effect for most complex sample designs, like the NHES:91, is greater than unity because the use of clustering and differential sampling fractions tends to increase the variances of the estimates. In the NHES:91, both of these factors contributed to a general increase in the variance over what would be expected under simple random sampling.

The average design effect for the percentage estimates evaluated in the ECE was 1.3, and for most statistics the estimated design effect was between 1.1 and 1.5. The mean design effects were computed for estimates defined by the race and ethnicity of the child. For all four subgroups examined (blacks, Hispanics, non-Hispanic whites, and other races), the mean design effect was equal to 1.3. The size of the design effects also indicates that the estimates of sampling errors from the ECE are not greatly affected by the various factors described above.

The average design effect can be used to quickly approximate the standard error for an estimate. For example, if 30 percent of all children are estimated to have a certain characteristic (for example, suppose that they had visited a library in the last month), then an approximate standard error can be developed in a few steps. First, the simple random sampling variance for an estimate of 30 percent from a sample of 13,800 is 0.15 ($30 \times 70/13,800$). The simple random sample standard error is the square root of this, or about 0.4 percent.

The approximate variance of the estimate from the NHES:91 is the simple random sample variance multiplied by the average design effect of 1.3. In the example, the estimated variance would be .2 percent (1.3×0.15 percent). The standard error for the estimate could be approximated by the square root of this, 0.4 percent.

The approximate variance for other types of statistics, such as quantitative data on the number of hours spent watching television, can also be computed using this approach. First, the simple random sample variance is estimated using a standard statistical package, e.g., SAS and SPSS. Second, this variance is multiplied by the average design effect of 1.3 to approximate the variance under the NHES:91 design.

3.5 Imputation

In the NHES:91, as in most surveys, the responses to some data items were not obtained for all interviews. There are numerous reasons for item nonresponse. Some respondents do not know the answer for the item or do not wish to respond for other reasons. Some item nonresponse arises when an interview is interrupted and not continued later, leaving items at the end of the interview blank. Item nonresponse may also be encountered because responses provided by the respondent are not internally consistent and this inconsistency is not discovered until after the interview is completed.

For most of the data items collected in the NHES:91, the item response rate was very high. In other words, if a respondent was supposed to answer a specific item, then they actually provided a valid response in over 95 percent of the cases for most items in the survey. An item

that typically has a lower response rate is income. For the ECE component, the item response for income was 92 percent.

Despite the high item response rate, some data items were imputed. The imputations were done for two reasons. First, certain variables were used in developing the national estimates and complete responses were needed for this purpose. These included the variables used for raking and other variables, such as the number of residential phones, which are not included in the data file. Second, some data items were planned to be used for many of the publications from the survey and complete item responses helped to improve these presentations.

A nearest-neighbor, hot-deck procedure was used to impute missing responses. In this approach, the entire file was placed into a specified sort order which varied depending on the data items to be imputed. The sort order was determined by attempting to group respondents into those most likely to have the same response for the data item to be imputed. An example of an imputed variable is DADGRADE, the highest level of education completed by the child's father. The sort variables were the child's parents' marital status (PARNMARI), the mother's education level (MOMGRADE), and whether the father was employed (DADWORK). The use of these sort variables in combination assured that the donor and recipient were similar on all of these characteristics.

Whenever a case with a missing value was encountered, the value of the data item from the preceding complete case was imputed for the missing item. The method is called a nearest-neighbor hot-deck approach because the value from the closest record (the nearest-neighbor) in the current data set (hot-deck) is used to replace the missing item.

For each data item which was imputed, an imputation flag variable was created. If the response for this item was imputed, then the imputation flag was set equal to one, otherwise it was missing. The flag was created to enable users to identify imputed values. Users can use the imputation flags to delete the imputed values, use alternative imputation procedures, or account for the imputation in computation of the reliability of the estimates produced from the data set.

IV. DATA COLLECTION METHODS AND RESPONSE RATES

4.1 Data Collection Procedures

The following sections discuss the procedures used in the data collection phase of the NHES:91, including the use of computer-assisted telephone interviewing (CATI), staff training, interviewer assignments and contact procedures, and quality control.

4.1.1 CATI System Applications

The use of a CATI system for the NHES:91 included a number of applications that facilitated the implementation of the NHES:91 survey procedures. Briefly, the most salient features of the CATI system for the NHES:91 were as follows:

- **Project Administration.** The CATI system reduced substantially the amount of paper recordkeeping ordinarily required for a telephone survey, such as contact records, and provides up-to-date reports on the status of cases, numbers and types of contacts, sizes of standing work queues, and interviewer productivity and response rates.
- **Eligibility and Sampling.** CATI automatically identified households and persons eligible for the NHES:91 survey topics. It also selected appropriate households for the AE sampling and individuals for extended interviews.
- **Scheduling.** CATI fed telephone numbers to the interviewers, maintained a schedule of callback appointments, and rescheduled unsuccessful contact attempts to the appropriate day and time according to the protocol for the study.
- **Skip Patterns.** The CATI system automatically guided interviewers through the complex skip patterns in the questionnaire, reducing the potential for interviewer error. This is particularly important for a survey in which a repeated series of questions are asked about a particular subject, such as child care.
- **Receipt Control.** The CATI system provided automatic receipt control in a flexible manner which was used to produce a variety of status reports.

The use of CATI for the NHES:91 was critical because of the complexity of collecting information on the child care, educational, and home activities of children and the educational activities of adults. (More detailed information on the ECE interviews can be found in section 2.2.) Without CATI, these would have been difficult surveys to administer, especially by telephone. The use of CATI was also helpful in the sampling of households and household members as required based on individual or household information collected during the survey.

4.1.2 Interviewer Training

Interviewer training was conducted over a 3-week period in late January and early February 1991. More than 300 interviewers were trained for the study, in groups of about 30. Each group received 20 hours of training related to the conduct of the NHES:91, in addition to basic training in general interviewing techniques and the use of the CATI system. This was followed by a scheduled 4-hour "live" session that was closely monitored by training staff and telephone interviewing supervisors.

Interviewer training was conducted using the CATI system throughout. In this way, the trainees actually entered information in the CATI system during training scripts and lectures, providing them with "hands-on" experience prior to beginning data collection. The topics covered in the training session included an introduction to the study, interactive lectures concerning each of the survey questionnaires, survey procedures, refusal avoidance, and practice role-play scripts.

The survey staff included 18 bilingual interviewers. These interviewers received the same training as all other interviewers, worked on the study conducting interviews in English for 3 weeks, and were then trained to conduct the interviews in Spanish.

4.1.3 Interviewing Procedures

The NHES:91 interviewers made at least seven attempts to screen households in order to determine the presence of eligible household members; that is, an eligible child or sampled adult. These seven calls were staggered on different days of the week and at different times of the day over a 3-week period, and included at least two day calls, three evening calls, and two weekend calls. Once a household was identified as eligible for an extended interview, the maximum number of calls was raised to 20. When repeated attempts to contact the respondent proved unsuccessful, the case was referred to a telephone supervisor to discuss appropriate methods of completing an interview (e.g., holding a case for some time and releasing it for

additional attempts later in the data collection period). This schedule was constant over the entire survey period.

The CATI system scheduled cases automatically based on an algorithm that was customized for the NHES:91 survey. The system assigned cases in the following order of priority:

- Cases that had specific appointments;
- Cases that had unspecified appointment or general callback times;
- Cases that were busy signals came up 15 minutes later for another attempt;
- Cases that had been attempted with no contact were tried during other specific time frames; and
- Cases that were new and had never been worked.

When necessary, an interview was conducted in Spanish. Interviewers coded a case as a "language problem" when they encountered a non-English speaking respondent and there was no evidence of an English-speaking household member. An interview was conducted in Spanish if that was the respondent's language; all other languages received a final disposition of "language problem." A hard copy Spanish language translation of the survey instruments was provided to each Spanish-speaking interviewer, and responses were entered into the CATI system as the questions were asked. Upon completion of all interviews, the interviewer was asked to record whether the interview was completed in English or Spanish.

Refusal conversion efforts were used to obtain responses from households or individual respondents who had initially refused to complete an interview. However, if the interviewer indicated that the response was "hostile" (e.g., profane or abusive), the case was reviewed by a supervisor to determine whether another attempt should be made. One refusal conversion attempt was made for each Screener or extended interview refusal, with the exception of these "hostile" cases. A 2-week hold was placed on initial refusals before a conversion attempt was made.

Because of concerns about the Screener response rate, an additional refusal conversion attempt was made for a subset of second Screener refusals. The cases included in this effort were those for which the interviewers indicated on both attempts that the refusal was "mild,"

and those for which one refusal was rated "mild" and the other rated "firm, but not hostile." No cases rated as "firm" on both refusals were selected for an additional attempt, nor were any cases rated as "hostile."

Another effort to increase Screener response was the re-release of maximum call cases--cases in which a person had answered on at least one of the seven attempts. The cases were held for a period of time and released for additional attempts during the last 3 weeks of the data collection period. No maximum number of calls was set, and the cases continued to be worked until the data collection period was over. A similar approach was used for the "residential answering machine" cases that had received the maximum number of calls.

There were some numbers at which an answer was never received during the seven attempts made. A sample of these cases was selected, and telephone company business office checks were made to determine the working status and residential status of the numbers. The results of this effort were incorporated into the final allocation of cases for nonresponse computation.

4.1.4 Data Collection Quality Control

Data collection quality control efforts began during the CATI development period. As the CATI system was programmed, extensive testing of the system was conducted. This testing included review by project research staff, telephone interviewing center staff, the programmers themselves, and data preparation staff. The testing by staff members representing different aspects of the project was designed to ensure that the system was working properly from all of these perspectives. A live pretest was conducted in early December, with a sample of about 200 households, to "shake down" the CATI system as a further effort to ensure that the system was working properly.

Quality control activities continued during training and data collection. During interviewer training, interviewers were paired with one another and conducted role-play interviews on the telephone that were monitored by supervisors. When interviewers began actual data collection, they were monitored on an ongoing basis by telephone center supervisors. In addition, project research staff also monitored the interviewers occasionally. Data preparation staff also reviewed the cases from the CATI system as they were completed, and referred problems to the project staff for resolution. Interviewer memos were posted and distributed when any recurring problems were identified. Additional training was also provided as necessary.

At least once each week, the CATI management system produced computer-generated reports that displayed response rates, refusal rates, and refusal conversion rates for each NHES:91 interviewer. These reports assisted telephone center supervisors in identifying interviewer performance problems that might not be detected through monitoring.

4.2 Early Childhood Reinterview

A reinterview program of moderate size (500 interviews) was conducted for NHES:91 to accomplish the following objectives:

- Identify survey items that were not reliable;
- Quantify the magnitude of the response variance for groups of items; and
- Provide feedback to improve the design of future surveys.

The size of the NHES:91 reinterview program imposed some bounds on the ability to provide reliable statistics on the response variance for specific estimates. The response reliability statistics for similar types or groups of items, however, would produce patterns that are quantifiable and useful as guidelines.

Reinterview Design

To avoid differential sampling of the children within the major ECE components (Preprimary and Primary), the sampling within these groups was proportional to their representation in the full sample. However, the sample of children was allocated to provide 300 original Preprimary Interviews and 200 original Primary School Interviews. The higher number of Preprimary Interviews was needed because of the diversity of care and educational arrangements of those children.

Another important design decision was whether the reinterview should be dependent or independent. A dependent reinterview is one in which the interviewer has access to the responses from the original interview. The findings of the Census Bureau for over 30 years have shown that dependent reinterviews consistently result in fewer differences between administrations, even though the responses to the original interview are not supposed to be viewed before trying to resolve any differences. These results suggest that when independent

reinterviews are used, it is not possible to resolve differences between responses to the two administrations.

The reinterviews were conducted using CATI methods, which provided an opportunity to control access to earlier responses for dependent reinterviews. The entire reinterview was conducted first, and then the CATI system produced a series of edit check screens to resolve any differences between the initial and the reinterview responses. The object of the reinterview was to provide information on the reasons for the differences, while not underestimating response errors (as is typically the case in dependent reinterviews).

Reinterview Items

Since the entire interview could not be reconducted for each reinterview, the reinterview concentrated on some key items. The items selected were those that were substantively very important and were not highly time-dependent. For the preprimary children, the reinterview concentrated on the care and education arrangements of the child along with a few key characteristics of the arrangements and a few family environment variables. For the primary school children, the reinterview concentrated on enrollment characteristics and a few family environment variables. The characteristics chosen from each interview were those most likely to be used in classifying the children (e.g., grade in school, type of care, where cared for, repeaters) and included a few items expected to have high response errors (e.g., hours of television, afterschool program participation).

Reinterview Data Collection Procedures

The reinterviews were conducted by telephone using interviewers who were specially trained for this activity. The responses to the interviews were recorded through the CATI system. A data set containing both the original and the reinterview response and the reasons for any differences was developed and used for analysis.

Cases completed after the middle of March were eligible for the reinterview sample. All of the scheduled interviews in a household must have been completed in order for any of them to be eligible for the reinterview. Efforts were made to complete the reinterview about 2 weeks after the original interview whenever possible.

Results of the Reinterview

The results of the reinterview program indicate that the ECE interviews worked very well for a number of measures tested. Most of the items included in the reinterview had small to moderate measurement errors. At the same time, the reinterview pointed up several areas in which improvements in measurement could be pursued. The specific items with relatively high measurement errors included hours of television viewing, whether the child's daycare center or nursery school program was a Head Start program, and frequency of reading to the child.

Several items requiring recall, including past care and education arrangements, worked very well and had relatively low error rates. Similarly, items related to enrollment and retention had very small measurement errors. Whether the child is enrolled in school was somewhat more problematic for preprimary children (e.g., those in nursery school), but the measurement errors were still relatively low.

Additional information on the design, procedures, and results of the NHES:91 ECE reinterviews is available in the report, "Reinterviews for the Early Childhood Education Component of the NHES:91."

4.3 Response Rates

A response rate is the ratio of the number of units with completed interviews (the units could be telephone numbers, households, or persons) to the number of units sampled and eligible to complete the interview. In some cases, these rates are easily defined and implemented, while in other cases the numerators or denominators of the ratio must be estimated.

The response rate is the percent of possible interviews completed, taking all survey stages into account. The completion rate is the percent of completed interviews for a specific component of the survey. For example, household members are identified for extended interviews in a two-stage process: first, Screener interviews are conducted to enumerate and sample household members, and then the sample members are interviewed using extended questionnaires. The failure to complete the first stage Screener means that it is not possible to interview the members of the household. In this case, the completion rate for the second stage is the percent of sampled persons with completed interviews. The response rate is the product of the first and second stage completion rates.

Response rates and completion rates are identical for the first stage of the sampling and interviewing. For the NHES:91, the first stage is the Screener. The next section discusses the response rate (which is also the completion rate) for the Screener and provides a profile of the characteristics of the respondents. The response and completion rates for the extended interviews are given in the following sections.

4.3.1 Screener Response Rate

Table 4.1 gives the disposition of the 120,000 telephone numbers that were sampled for the NHES:91. The three major categories of response status are those identified as being numbers for residential households, those identified as nonresidential numbers (primarily nonworking and business telephone numbers), and those numbers which, despite numerous attempts, could not be identified as residential or not. At the bottom of the table, the estimated response rate for the Screener of 81 percent is shown.

The numerator of the response rate is the number of telephone numbers in households which participated in the survey (60,322). The denominator is the sum of the number of residential telephone numbers plus a proportion of the numbers with an unknown residential status that are assumed to be residential. Based on information obtained from telephone business office contacts for a sample of the numbers with an unknown residential status, 40 percent of these numbers were assumed to be residential for purposes of calculating the response rate.

Other estimates of the response rate were developed based upon different allocation schemes. The second footnote in Table 4.1 describes the five schemes presented in the table. It is reasonable to say that the Screener response rate is between 78 and 84 percent and the best estimate is 81 percent. The variability in the estimates arises because it is not possible to identify the residency status for each telephone number.

The Screener response rates varied somewhat by region of the country (based on the Census Region). In the Northeast and West regions the response rates were about 5 percent lower than those in the Midwest and South (the percents range from 76 percent to 84 percent). The response rates for metropolitan telephone numbers were about 6 percent higher than for nonmetropolitan numbers. The response rates for these variables are shown in Table 4.2.

Table 4-1.--Number of telephone numbers dialed, by residential status and screener response rate

Screener response category	Number	Percent of all numbers	Percent of residential numbers
Total	120,000	100.0	
Identified as residential ¹	72,123	60.1	100.0
Participating ¹	60,322	50.3	83.6
Not participating	11,801	9.8	16.4
Identified as nonresidential	42,386	35.3	
Unknown residential status	5,499	4.6	
Screener response rates ²		Rate (Percent)	
Estimated response rate (using business office method)		81.1	
Weighted response rate (using business office method)		81.0	
CASRO response rate		79.8	
Conservative response rate		77.7	
Liberal response rate		83.6	

¹Includes eight telephone numbers of households with more than one telephone number which were sampled twice in NHES.

²All the response rates (except the weighted method) use the number of participating households as the numerator. The denominators vary: for the estimated response rate using the business office method, the proportion of unknown residential status numbers included in the denominator was based upon the proportion identified in checks with the telephone business office; for the Council of American Survey Research Organizations' (CASRO) response rate, the proportion of unknown residential status numbers included in the denominator was based upon the residency rate for the numbers with known residential status; for the conservative response rate, all of the unknown residential status numbers were included in the denominator; and for the liberal response rate, none of the unknown residential status numbers were included. The weighted response rates use the same procedure as the business office check method, except the counts were adjusted by the probability of selection.

SOURCE: U.S. Department of Education, National Center for Education Statistics, National Household Education Survey (NHES), spring 1991.

4.3.2 Extended Interview Response Rate

Table 4.3 gives the number of enumerated, sampled, and completed extended interviews for the ECE.¹ About 24 percent of the children identified in the Screener from 2 years to 9 years old were not eligible for the survey, because only those between the ages of 3 and 8 as of January 1, 1991 were surveyed.² The age-ineligible cases were not interviewed and are not included in the data set.

Interviews were completed for 13,892 of the eligible children for a weighted completion rate of 95 percent. The main reason for nonresponse in the ECE survey was refusals by the parent or guardian to participate. When the completion rate is multiplied by the Screener completion rate, the overall weighted response rate for the ECE was 77 percent. About 55 percent of the completed interviews were Preprimary Interviews, meaning the child was not yet enrolled in first grade.

For the ECE interviews, there was very little variation in the completion rates by characteristics of the child or the household (see Table 4.3). The completion rate varied between 93 and 97 percent across region, home type, Hispanic origin, age, and household income. The only variable which showed any real variability was race, where the completion rate was only 87 percent for Asian or Pacific Islanders and 91 percent for blacks. The chance of obtaining a completed interview was not greatly affected by the typical characteristics associated with nonresponse (such as income).

4.4 Item Response in the Early Childhood Education Interview

This section discusses the item response rates in the ECE Preprimary and Primary School Interviews. The items included in this analysis were selected to represent key enrollment, participation, and parent characteristic items; to represent the range of items response rates; and to examine any differences in response rates to items appearing early in the interview versus those appearing later. For this analysis, nonresponse included "don't know," "refused," and "not ascertained."

¹The percent of nonrespondents eligible for the survey (about 75 percent) was estimated by the percent of completed interviews which were eligible.

²Children who were 9 years old were included in the study if they were enrolled in second grade or below.

Table 4-2.--Number of telephone numbers dialed in the screener, by response status and response rate

	Total	Complete	Non-response	Non-residential	Not resolved	Weighted* response rate (%)
Total	120,000	60,314	11,801	42,386	5,499	81.0
Census region						
Northeast	25,260	12,378	3,085	8,277	1,520	76.2
Midwest	29,190	14,942	2,580	10,410	1,258	82.6
South	39,660	20,477	3,332	14,272	1,579	84.0
West	25,890	12,517	2,804	9,427	1,142	79.1
Metropolitan status						
Metropolitan	95,417	47,454	10,140	33,627	4,196	86.0
Nonmetropolitan	24,465	12,822	1,649	8,696	1,298	79.9
Unknown status	118	38	12	63	5	70.6

*The response rate is the number of completed interviews divided by the sum of the number of completed interviews, nonresponses, and 40 percent of the not resolved telephone numbers, weighted by probability of selection.

SOURCE: U.S. Department of Education, National Center for Education Statistics, National Household Education Survey (NHES), spring 1991.

*NHES:91 Preprimary and Primary
Data Files User's Manual*

Table 4-3.--Number of sampled early childhood education interviews, by response status and completion rates

Early childhood education interviews	Total	Complete	Non-response	Ineligible	Weighted* completion rate (%)
Total	19,842	13,892	1,180	4,770	94.5
Census region					
Northeast	3,824	2,685	243	896	94.4
Midwest	4,912	3,519	228	1,205	95.5
South	6,622	4,643	379	1,600	94.4
West	4,444	3,045	330	1,069	93.2
Home type					
Rent	6,182	4,232	441	1,509	93.4
Own or other	13,660	9,660	739	3,261	95.0
Hispanic origin					
Hispanic	2,405	1,611	186	608	92.5
Not Hispanic	17,437	12,281	994	4,162	94.7
Race					
White	15,402	10,950	765	3,687	95.3
Black	2,669	1,780	248	641	90.6
American Indian or Alaskan Native	243	167	18	58	93.3
Asian or Pacific Islander	464	299	61	104	87.3
Other	1,064	696	88	280	92.6
Age (screener)					
2	2,352	39	91	2,222	96.6
3	2,446	1,604	131	713	95.4
4	2,463	2,295	140	18	94.6
5	2,622	2,452	164	6	94.3
6	2,441	2,302	136	3	94.7
7	2,463	2,281	172	10	93.5
8	2,578	2,333	185	60	93.4
9	2,463	582	156	1,725	94.2
Unknown	22	4	5	13	48.2
Household income					
\$10,000 or less	2,014	1,410	135	469	93.8
\$10,001 - 20,000	3,012	2,131	175	706	94.7
\$20,001 - 30,000	4,196	2,903	268	1,025	93.8
\$30,001 - 50,000	6,232	4,371	339	1,522	94.9
over \$50,000	4,388	3,077	263	1,048	94.6

*The completion rate is the weighted number of completed interviews divided by the sum of the weighted number of complete and nonresponse interviews. Approximately 25 percent of the nonrespondents are ineligible for computation of the completion rates.

SOURCE: U.S. Department of Education, National Center for Education Statistics, National Household Education Survey (NHES), spring 1991.

For all of the items in the ECE interview, item response rates were very high. None of the items in the interview were found to have response rates of less than 94 percent, although the income item, taken from the Screener, had a response rate of 92 percent across all children. Nearly all ECE items had response rates of more than 99 percent. Table 4.4 shows the item response rates for a representative group of items including key enrollment and participation items, several home experience items, and selected parent and household characteristics. The number of cases for which each item was attempted and the percent of cases for which a valid response was obtained are shown.

In some cases, the number of missing values is less than 0.1 percent. For such items, the response rate is shown as 99.9 to indicate that there were a few missing cases, although technically most of the items so designated would round to 100 percent response.

The items for which a somewhat lower, but still near-complete, item response was obtained included items requiring recall of specific events on the part of the respondents. For example, some respondents had difficulty in recalling the year in which their child started kindergarten or first grade. The response rates to these items were still high. Only 2.2 percent of parents of primary school children could not recall the year in which their child started kindergarten, and only 1.2 percent could not recall the year in which their child started first grade.

Among respondents to both the Preprimary and Primary School Interviews, a small percent of the respondents did not know or could not recall whether the child's program at nursery school or prekindergarten was a Head Start program ("don't know" answers are counted as nonresponse). Still, the item response rates were quite high -- 94.6 percent for the Preprimary Interview item and 97.1 for the Primary School Interview item.

*NHES:91 Preprimary and Primary
Data Files User's Manual*

Table 4-4.--Item response rates for the early childhood education interview

Item	Number attempted	Percent response
Introductory items		
Mother lives in household with child*	13,892	99.9
Stepmother/female guardian lives in household with child*	668	100.0
Father lives in household with child*	13,892	99.9
Stepfather/male guardian lives in household with child*	3,154	99.9
Child attending or enrolled in school*	13,892	99.9
Current grade or year*	10,981	99.9
Preprimary items		
Child receiving regular, nonparental care from relative	7,655	99.9
Child receiving regular care from nonrelative	7,655	99.9
Child attending daycare center	7,655	99.9
Daycare center has Head Start	1,383	94.6
Child attending nursery school, prekindergarten, or Head Start	7,655	99.9
When parent expects child to start kindergarten	5,084	97.7
Child will start kindergarten when old enough based on his/her birth date	4,853	97.3
Current kindergarten public or private	2,553	99.9
Child attends full-day or part-day kindergarten*	2,553	99.7
Expected grade next fall	2,557	98.2
Primary school items		
Child ever attended kindergarten prior to first grade	6,237	99.8
Child ever attended daycare center prior to first grade	6,237	99.6
Child ever attended nursery school, prekindergarten, or Head Start prior to first grade	6,237	99.5
Any daycare center or nursery school had Head Start	4,373	97.1
Year child started kindergarten	6,099	97.8
Year child started first grade	6,165	98.8
Enrolled child in kindergarten when old enough based on his/her birth date	6,100	99.4
Current school public/private	6,200	99.9
Parents meet with teacher this school year	6,200	99.9
Child's expected grade next year	6,200	99.9
Who suggested child repeat a grade	582	95.9
Home items		
How often parents read to child	13,892	99.9
How many books child has	13,892	99.9
Child weighed more than 5.5 pounds at birth*	13,892	99.0
Whether child has handicap*	13,892	99.7
Parent items		
Mother worked for pay last week*	13,527	99.5
Highest grade mother completed*	13,527	98.8
Father worked for pay last week*	11,482	99.2
Highest grade father completed*	11,482	98.2
Household income*	13,892	92.0

*Items for which missing values were imputed.

NOTE: The percent response rate is given as 99.9 when the number of missing values is less than 0.1 percent, rather than rounding the percent response to 100 percent. This designation is used to distinguish such variables (which usually have fewer than 10 missing values) from those that have no missing values.

SOURCE: U.S. Department of Education, National Center for Education Statistics, National Household Education Survey (NHES), spring 1991.

V. DATA PREPARATION

5.1 Coding and Editing Specifications

Most of the coding of the interview data was accomplished by the NHES:91 CATI system. As the interviewers entered the number of the response option selected by the respondent, this number was written to the data file. However, some additional coding was required. When the respondent selected an "other" response, the interviewer entered text into a "specify" overlay which appeared on the screen. The "specify" responses were reviewed by the data preparation staff and, where appropriate, coded into one of the existing categories of response. New response categories were developed for some of the "other, specify" responses, based on the number of responses. "Other" child care or early childhood programs reported in the P5 question series of the Preprimary Interview (programs or arrangements not reported in previous sections) were coded.

5.1.1 Range Specifications

The ranges of most items in a CATI survey are determined by the codes for the available responses, since they are close-ended. The system will not accept an out-of-range code. However, some items such as ages, dates, and numbers of children do not have a set of responses with specific codes, but require the interviewer to enter a value.

The range checks include both "soft" and "hard" ranges. A soft range is one that represents the reasonable expected range of values, but does not include all possible values. Responses outside the soft range are confirmed with the respondent to be sure that they are correct. For example, the number of daycare centers a child currently goes to (P3B) has a soft range of 1 through 2, because it was expected that nearly all responses would fall into this range (i.e., few children would attend more than two daycare centers). A value outside the soft range (but inside the hard range) may be entered if confirmed as correct by the interviewer.

Hard ranges are those that set finite parameters for the values that can be entered into the CATI system. Values outside the range are unacceptable. For example, for the child's birth month (C1), the hard range is 1 through 12, because the question pertains to months in a year. Any other response is impossible, since the only months in a year are 1 through 12. When a response was entered by an interviewer that was outside the hard range, a message appeared stating that the response was invalid. The interviewer then cleared the message by pressing the carriage return key. If the out-of-range value was the actual response the respondent had given

(and not a keystroke error), the interviewer entered a text comment with a stated value and a "don't know" response for the item. The comments were later received by data preparation staff and updated as necessary.

5.1.2 Consistency Checks

Consistency or logic checks examine the relationships between responses to be sure that they do not conflict with one another, or that the response to one item does not make the response to another unlikely. Many of the logic specifications for the NHES:91 interviews were contained within the CATI system. For example, skip patterns were controlled by the CATI system so that inappropriate items were avoided. Additional consistency (logic) checks for the NHES:91 interviews were included in the CATI system. If the logic check was violated, a special CATI screen appeared that explained the discrepancy by reporting both of the inconsistent answers and allowed the interviewer to enter a correction. If the interviewer passed through the check screen once and information was still inconsistent, the interviewer was asked to reverify information. After the second attempt, the inconsistent information was recorded.

5.1.3 Structural Edits

The complex interrelationships of the data contained in the NHES:91 database files were checked and maintained via frequency review, cross-tabulation review, and the execution of post-data collection structural edits. Structural edits check and report on any discrepancies between database items, and were designed to ensure that all required records were present and that all file records present were required.

VI. GUIDE TO THE DATA FILES AND CODEBOOKS

6.1 Content and Organization of the Data Files

This section describes the public release data files that were constructed for the NHES:91 Early Childhood Education (ECE) component. Two ECE public release files were prepared:

- **Preprimary File** -- Contains all completed Preprimary Interviews, including variables from the Screener and Preprimary Interviews, derived variables, weights, and replicate weights. Users will be able to link this file to the Primary file for the purposes of conducting analyses involving all children. There is one record for each Preprimary Interview completed; thus, this file contains 7,655 records.
- **Primary File** -- Contains all completed Primary School Interviews, including variables from the Screener and Primary School Interviews, derived variables, weights, and replicate weights. Users will be able to merge this file to the Preprimary file for the purposes of conducting analyses involving all children. There is one record for each Primary School Interview completed; thus, this file contains 6,237 records.

A common core identification number appears on each case which permits the linking of completed interviews for children from the same household--this core ID is the first seven digits of PERSID. Both the Preprimary File and the Primary File are rectangular files. The public use tape includes SAS and SPSS-X control cards for file creation. See Appendix C for control cards and Appendix D for guidelines for using SAS and SPSS-X.

6.2 Variables

A case identification number, the questionnaire items, imputation flags, composite variables, and sampling weights make up the variables in the data files. The case identification number precedes the questionnaire items, which appear in order of occurrence in the questionnaire. These are followed by flag variables, composite variables, and finally the weight variables.

6.2.1 Names, Labels, and File Layout Positions

Shown in Appendix B are listings of the variables contained in each of the data files. The variable name column displays the unique identifier present in the SAS data file. The variable label column displays a short label associated with the variable as it appears in the SAS data file. The format column describes the format of the variable. A data format of "N" indicates a numeric variable and a data format of "A" represents a character variable. The length column indicates the length of the variable in terms of number of characters for a character variable and the number of digits for a numeric variable. The length descriptor also includes the number of digits found after the decimal point for noninteger numeric variables. The start column indicates the position in the data file where the variable begins and the end column indicates where the variable ends.

6.2.2 Missing Values for Variables

In these data files, certain codes termed "missing values" have been reserved to represent certain situations. These missing values and their interpretation are:

- 1 **Inapplicable**--The value for the item is legitimately missing. In other words, responses to previous questions caused the flow of the survey to skip around the item.

- 7 **Refused**--The respondent refused to answer the question.

- 8 **Don't Know**--The respondent did not know the answer to the question.

- 9 **Not Ascertained**--The respondent should have been asked and should have responded to the question based upon voluntary information gathered later in the survey or after completing the survey. However, based on the original information given, the question was skipped. In some cases, the respondent broke off the interview after completing most of it, and the remaining items were never completed.

6.3 Composite Variables

For analysis purposes, composite variables were constructed for the Preprimary and Primary files from two or more questionnaire items. In many cases, several items were combined to produce a new variable. The code used to create each composite variable is given in full in Appendix E. Composite variables were created before the original Early Childhood file was split into Preprimary and Primary files. For composite variables that were applicable only to one segment of the early childhood population, the appropriate cases were selected from the combined file. The MAINRSLT identifies which questionnaire had been administered: codes of PN and PF for the Preprimary and EN and EF for the Primary. The composite variables are described in alphabetical order within the following categories: variables on both the Preprimary and Primary files (section 6.3.2), variables on the Preprimary file only (section 6.3.3), and variables on the Primary file only (section 6.3.4). The number in parentheses following the original variable name used in the construction of the composite variable refers to the question number. Questionnaires can be found in Appendix A. **Users should review the construction of these variables and their codes to determine if they meet their analytic objectives.**

6.3.1 Missing Values for Composite Variables

Except in cases noted below, all missing values on the original variables used to create the composite variables, legitimate skips as well as "don't know" or "no answer," were handled as missing. Cases labeled missing on the composite variable (designated by . in the codebook) have missing values on every variable that comprises the composite or are missing on a variable essential to its definition.

6.3.2 Composite Variables on Both the Preprimary and Primary Files

AGE90, is the child's age on January 1, 1991. It was calculated by the CATI system based on item C1, month and year of birth.

AGEKIND, age of entry into kindergarten, was created for preprimary children in kindergarten, transitional kindergarten, or prefirst and for primary school children. For the preprimary children, age of entry into kindergarten was calculated using the child's date of birth, DOBMM and DOBY (C1), GRADE (C6), and KINDYEAR (P15) or LASTYEAR (C7A). If responses to KINDYEAR and LASTYEAR indicated the child was in his/her first year of a kindergarten program, AGEKIND was calculated based on September 1990 as the date of entry

into kindergarten. If responses to KINDYEAR and LASTYEAR indicated the child was in the second year of a kindergarten program, September 1989 was used as the date of entry for calculating age of entry into kindergarten. For primary school children, AGEKIND was created from date of birth, DOBMM and DOBY (C1), and date of entry into kindergarten, KINDMM (E3) and KINDYY (E3).

The values for AGEKIND are ages in years and months of entry into kindergarten (yymm). The range is 3 years 0 months to 8 years 7 months. The overwhelming majority of cases (about 90 percent) fall into the range of 4 years 10 months to 6 years 11 months.

ALLGRADE is the grade or grade equivalent of the child. It was constructed from the variable GRADE (C6) or, if GRADE was missing, from GRADEEQ (C7), the equivalent to grade for children in ungraded schools. Legitimate skips were handled differently for this variable than for most composite variables. If both GRADE and GRADEEQ had values of -1, the value on ALLGRADE is "not enrolled in school" rather than missing.

The values for ALLGRADE are:

- 0 = Not enrolled in school
- N = Nursery/prekindergarten/Head Start
- K = Kindergarten
- T = Transitional kindergarten
- P = Prefirst/transitional first
- 1 = First grade or equivalent
- 2 = Second grade or equivalent
- 3 = Third grade or equivalent
- 4 = Fourth grade or equivalent
- 5 = Fifth grade or equivalent
- 6 = Ungraded and no equivalent

DADEMPLD is a measure of father/stepfather/male guardian's work status. It is composed principally of DADWORK (C26), was the child's father working for pay in the previous week, and DADHOURS (C28), number of hours per week he usually worked for pay. Cases in which the parent was on leave from work when the questionnaire was administered, as indicated by DADLEAVE (C27), were also included. Cases in which he was looking for work, DADLOOK (C29), and using appropriate means to find employment as indicated by DADPUBL, DADPRIV, DADEMPL, DADREL, or DADADS (C30) were also classified by this variable.

The values for DADEMPLD are:

- 1 = Working 35 hours per week or more
- 2 = Working less than 35 hours per week
- 3 = Working, hours not specified
- 4 = Looking for work
- 5 = Not in the labor force

DADLABOR classifies the father/stepfather/male guardian in terms of his labor force participation and, if not in the labor force, his primary activity as measured by what he was doing during most of the week the questionnaire was administered. The variable was constructed using DADWORK (C26) or DADLEAVE (C27), DADLOOK (C29) in combination with DADPUBL, DADPRIV, DADEMPL, DADREL, DADADS (C30), and DADACTY (C31), the father's main activity during the previous week.

The values for DADLABOR are:

- 1 = In labor force and working
- 2 = Unemployed and looking for work
- 3 = Keeping house/caring for children
- 4 = Going to school
- 5 = Retired/unable to work
- 6 = Doing something other than working, keeping house, going to school, or looking for work

FAMTYPE categorizes the child as having one parent, two parents, or no parents in the household, where parent includes mother/stepmother/female guardian and father/stepfather/male guardian. The variables used to construct FAMTYPE were MOTHER, FEMGUARD, FATHER, and MALGUARD (C2).

The values for FAMTYPE are:

- 1 = One parent in the household
- 2 = Two parents in the household
- 3 = No parents in the household

MOMEMPLD is the work status of the mother/stepmother/female guardian in the household. It is composed principally of **MOMWORK** (C18), was mother working for pay in the previous week, and **MOMHOURS** (C20), number of hours usually worked for pay each week. Cases in which the parent was on leave **MOMLEAVE** (C19) were also included. Cases in which she was looking for work, **MOMLOOK** (C21), using appropriate methods to find employment as indicated by **MOMPJBL**, **MOMPRIV**, **MOMEMPL**, **MOMREL**, or **MOMADS** (C22) were also classified by this variable.

The values for **MOMEMPLD** are:

- 1 = Working 35 hours per week or more
- 2 = Working less than 35 hours per week
- 3 = Working, hours not specified
- 4 = Looking for work
- 5 = Not in the labor force

MOMLABOR classifies the mother/stepmother/female guardian in terms of her labor force participation and, if not in the labor force, her primary activity as measured by what she was doing during most of the week the questionnaire was administered. This variable was constructed using work status, **MOMWORK** (C18) or **MOMLEAVE** (C19), whether she was looking for work using appropriate means, **MOMLOOK** (C21) and **MOMPUBL**, **MOMPRIV**, **MOMEMPL**, **MOMREL**, **MOMADS** (C22), and mother's main activity during the previous week, **MOMACTY** (C23).

The values for **MOMLABOR** are:

- 1 = In labor force and working
- 2 = Unemployed and looking for work
- 3 = Keeping house/caring for children
- 4 = Going to school
- 5 = Retired/unable to work
- 6 = Doing something other than working, keeping house, going to school, or looking for work

PARGRADE designates the highest level of parental education in the household. It was created from the highest value of **MOMGRADE** (C16), highest grade completed, whether a high school diploma or equivalent was earned, **MOMDIPL** (C17), and the analogous variables for

father, DADGRADE (C24) and DADDIPL (C25). If information for one parent was missing, the information for the other parent was used. Cases in which a mother and/or father are in the household but the data for both mother and father were missing were classified as missing; there is a separate category for households in which there are no parents.

The values for PARGRADE are:

- 1 = Less than high school
- 2 = High school graduate or equivalent
- 3 = Vocational/technical education after high school or some college
- 4 = College graduate
- 5 = Graduate or professional school
- 9 = No parent in the household

PARNTCOL classifies cases according to the college credentials of both parents or the single parent in a household. It was created from the variables MOMGRADE (C16), and DADGRADE (C24). Cases in which data are missing for both parents either due to "don't know" or "no answer" or to a legitimate skip because no parents are in the household are classified as missing.

The values for PARNTCOL are:

- 1 = Single parent or both parents have less than a college degree
- 2 = One parent has less than a college degree, and the other parent has a college degree
- 3 = Single parent or both parents have a college degree

PARNTHS, an analogous variable also created from MOMGRADE (C16), MOMDIPL (C17), DADGRADE (C24), and DADDIPL (C25), classifies cases according to the high school credentials of both parents or the single parent in a household.

The values for PARNTHS are:

- 1 = Single parent or both parents have less than a high school diploma
- 2 = One parent has less than a high school diploma, and the other parent has a high school diploma
- 3 = Single parent or both parents have a high school diploma

RACEETHN is a composite of the variables **RACE** (S5) and **HISPANIC** (S5). If the respondent designated ethnicity as Hispanic, **RACEETHN** is Hispanic regardless of whether **RACE** was classified as white or black.

The values for **RACEETHN** are:

- 1 = White, non-Hispanic
- 2 = Black, non-Hispanic
- 3 = Hispanic
- 4 = All other races (e.g., American Indian or Alaskan Native, Asian or Pacific Islander), non-Hispanic

TEENMOM is a recode of **NEWMOM** (C13) collapsing into three categories the age at which the child's mother/stepmother/female guardian first became a mother.

The values for **TEENMOM** are:

- 1 = Age 17 or younger
- 2 = Age 18 or 19
- 3 = Age 20 or older

6.3.3 Composite Variables Only on the Preprimary File

ANYCARE designates preprimary children who are currently receiving any type of regular, nonparental care or education. It was constructed from the variables **RELCARE** (P1A), **NRELCARE** (P2A), **DAYCARE** (P3A), and **PREKNURS** (P4A), as well as **AFTRKIND** (P14) and **PROGCOD(n)** (P5C) if coded for before or after school care.

The values for **ANYCARE** are:

- 1 = Yes
- 0 = No

EVERCARE classifies children as to whether they currently or in the past received any regular, nonparental care or education. It was created from **RELCARE** (P1A), **NRELCARE** (P2A), **DAYCARE** (P3A), **PREKNURS** (P4A), **RELEVER** (P1D), **NRELEVER** (P2D),

DAYCEVER (P3N), and PREKEVER (P4N) as well as AFTRKIND (P14) and PROGCOD(n) (P5C) if coded for before or after school care.

The values for EVERCARE are:

1 = Yes

0 = No

NRELOTHR designates whether the child is currently cared for by a nonrelative outside of the child's home (not including center-based programs). It is composed of NRELCARE (P2A) and NRELHOME (P2B).

The values for NRELOTHR are:

1 = Yes

0 = No

HRSCARE, the total number of hours per week of regular, nonparental care or education, was created by adding RELHRS (P1C), NRELHRS (P2C), the sum of DAYCHRS(n) (P3D), the sum of PREKHRS(n) (P4HS), and PROGHRS(n) (P5E) if coded for before or after school care. There were 128 cases in which it appeared that the respondent gave duplicate information under daycare and nursery school/prekindergarten for significant hours, and special measures were taken for these cases. If the values for DAYCHRS(n) and PREKHRS(n) were equal and summed to 50 or more, only DAYCHRS(n) and not PREKHRS(n) was used to create HRSCARE to avoid double counting. (See Chapter 7 for a full discussion of the treatment of these anomalous cases.)¹

The value for HRSCARE is the number of hours in care or educational programs. The range is 0 to 161. Most cases (about 96 percent) are in the 0 to 50 hour range.

¹PROGHRS(n) was inadvertently excluded from the calculation of total hours for the majority of cases. Including PROGHRS(n) increases the total hours for about 2 percent of the cases. The increase is less than or about 3 hours for 85 percent of the cases.

PRIMCARE² designates the primary type of regular, nonparental care or education from among the four types of care about which detailed information was gathered (i.e., relative care, nonrelative care, daycare center, and nursery school/prekindergarten/Head Start). The type of care or education program in which the child spends the greatest number of hours was designated to be the primary type of arrangement. For cases where it was indicated that the child received a single type of nonparental care or education, and the hours in care were missing, that type of care was designated as the primary care arrangement. If the respondent indicated that the child had more than one type of care or education, yet there were no hours given for one or more of the types, the case was counted as missing on PRIMCARE. For most of the cases, PRIMCARE was determined by selecting the type of care or education with the maximum number of hours from among 1) the total number of hours for all daycare centers the child attended, DAYCHRS(n) (P3D); 2) the total number of hours for all nursery school/prekindergarten/Head Start programs in which the child participated, PREKHRS(n) (P4D); 3) the hours in relative care, RELHRS (P1C); and 4) the hours in nonrelative care, NRELHRS (P2C). In addition, if the child spent the most hours in relative care or in nonrelative care, RELHOME (P1B) and NRELHOME (P2B) were used to specify PRIMCARE as care in the child's home all or part of the time or outside the child's home all of the time. Cases in which the child spent equal hours in two or more types of care received a separate value. These include 126 of 128 cases in which it appeared that the respondent gave duplicate information for daycare and nursery school/prekindergarten, i.e., cases in which the values for DAYCHRS(n) and PREKHRS(n) were the same and summed to 50 or greater, the value of PRIMCARE was set to 7. (See Chapter 7 for a full discussion of the cases that appeared to have duplicate information.)

The values for PRIMCARE are:

- 0 = No regular, nonparental care arrangement
- 1 = Relative care in the child's home all or part of the time
- 2 = Relative care outside of the child's home
- 3 = Nonrelative care in the child's home all or part of the time
- 4 = Nonrelative care outside of the child's home
- 5 = Daycare center
- 6 = Nursery school/prekindergarten/Head Start
- 7 = Equal hours in 2 or more types of care

²PRIMCARE is defined as the primary type of care or education in NHES:91. Other surveys apply the designation to an individual care or education arrangement.

RATIODC is the ratio of children to adults in the child's daycare room or group. It was constructed by computing the ratio of DAYCKID(n) (P3H) to DAYCADL(n) (P3I) for the program in which the child spends the most time as designated by DAYCHRS(n) (P3D).

The value for RATIODC are the rounded ratios. The range is 1 to 35 observed.

RATIOPRK is the ratio of children to adults in the child's nursery school/prekindergarten/Head Start program. It was constructed by computing the ratio of PREKKID(n) (P4H) to PREKADL(n) (P4I) for the program in which the child spends the most time as designated by PREKHRS(n) (P4D).

The values for RATIOPRK are the rounded ratios. The range is 1 to 30 observed.

REPTKIND designates whether the child is in the second year of a kindergarten program. If the respondent indicated that the child's grade in school, GRADE (C6), was kindergarten, transitional kindergarten, or prefirst and if the child had been in kindergarten, transitional kindergarten, or prefirst last year as designated by LASTYEAR (C7A), or the respondent indicated that the child was in his or her second year in a kindergarten program by the response to KINDYEAR (P15), then REPTKIND reflects the child's repeating kindergarten. If the responses to GRADE, LASTYEAR and KINDYEAR indicate the child is in his/her first year of kindergarten, then REPTKIND shows kindergarten has not been repeated.

The values for REPTKIND are:

- 1 = Yes
- 0 = No

TYPECARE signifies whether the child is currently in home-based care, center-based care, or both. It was constructed from RELCARE (P1A), NRELCARE (P2A), DAYCARE (P3A), PREKNURS (P4A), PROGCOD(n) (P5C) coded for before and after school care, and AFTRKIND (P14).

The values for TYPECARE are:

- 0 = Not in regular, nonparental care
- 1 = Home-based care only
- 2 = Center-based care only
- 3 = Home-based and center-based care

6.3.4 Composite Variables Only on the Primary File

AGEFIRST is the age of the child at entry into first grade. It was constructed from the child's date of birth, **DOBMM** and **DOBY** (C1), and the month and year that the child entered first grade, **FIRSTMM** and **FIRSTYY** (E10A). If the month of entry into first grade was missing, it was designated 09.

The values of **AGEFIRST** are the ages in years and months (yymm). The range is 4 years 0 months to 9 years 6 months. Most of the cases (about 90 percent) were in the range of 5 years 6 months to 7 years 6 months.

ENRELOTH designates whether the child was cared for by a nonrelative outside of the child's home, not including center-based programs, before starting first grade (or before the age of six). It was composed of **ENRELCAR** (E30A) and **ENRELHOM** (E30B).

The values for **ENRELOTH** are:

- 1 = Yes
- 0 = No

ESPATH describes the child's participation in combinations of early childhood care or programs prior to first grade but not including kindergarten. Kindergarten was omitted from this variable because the high percentage of children who attend kindergarten resulted in little variability on that component. **ESPATH** was constructed from **ERELCARE** (E29A), **ENRELCAR** (E30A), **EDAYCARE** (E31), and **EPREK** (E32).

The values for **ESPATH** are:

- 1 = No nonparental care or programs
- 2 = Home-based childcare only
- 3 = Daycare center only
- 4 = Home-based childcare and daycare center
- 5 = Nursery school/prekindergarten/Head Start only
- 6 = Home-based childcare and nursery school/prekindergarten/Head Start
- 7 = Daycare center and nursery school/prekindergarten/Head Start
- 8 = Home-based childcare, daycare center, and nursery school/prekindergarten/Head Start

KINDTYPE characterizes the type of kindergarten in which the child was enrolled before entering first grade. It was created from EVERKIND (E2), KINDPUBL (E2A), KINDCHRC (E2B), and KINDFULL (E5).

The values for KINDTYPE are:

- 1 = Full-day, public kindergarten
- 2 = Part-day, public kindergarten
- 3 = Full-day, church-related, private kindergarten
- 4 = Part-day, church-related, private kindergarten
- 5 = Full-day, private but not church-related, kindergarten
- 6 = Part-day, private but not church-related, kindergarten
- 7 = Did not attend kindergarten

PASTCARE indicates whether the child received any type of regular, nonparental care/education before starting elementary school. It was constructed from responses to ERELCARE (E29A), ENRELCAR (E30A), EDAYCARE (E31), and EPREK (32).

The values for PASTCARE are:

- 1 = Yes
- 0 = No

REPEAT gives the retention history of primary children enrolled in school. If information on enrollment is missing (ENROLL (C4)), the case is missing. The variables KINDYRS (E4), REPT1ST, REPT2ND, and REPT3RD (E13) were used in the construction of this variable.

The values for REPEAT are:

- 0 = Has not repeated
- 1 = Repeated kindergarten
- 2 = Repeated first grade
- 3 = Repeated second grade
- 4 = Repeated third grade
- 5 = Repeated kindergarten and one or more other grades
- 6 = Repeated more than one grade above kindergarten, but not kindergarten

SCHTYPE designates the type of elementary school the child currently attends as indicated by the variables **SCHLPUBL** (E17) and **SCHLCHUR** (E17A).

The values for **SCHTYPE** are:

- 1 = Public school
- 2 = Private, church-related school
- 3 = Private, not church-related school

6.4 Guide to the Codebooks

The codebooks, shown in Appendix F, contain complete descriptions of the contents of the data files on the tape. There is a codebook for the Preprimary file and a codebook for the Primary file. The codebooks contain questionnaire items, composite variables, flag variables, and weight variables. The codebooks provide all the pertinent information for the variables in the files, including the variable name, the question wording, the position and format of the variable in the raw file, and the responses to the item. The unweighted frequency, unweighted percent, and weighted percent are provided along with each response. Figure 6-1 provides a description of each of the items appearing in the codebooks.

6.5 Instructions for Linking Preprimary and Primary Files

Users may combine (merge) the Preprimary File and Primary File for the purposes of conducting analysis involving all children. Users may use the SAS or SPSS-X control cards to read in the raw data files and combine the two resulting SAS or SPSS-X files. This may be accomplished using the SET statement in a data step in SAS, for example. Appending the two raw data files will produce an invalid data file since the raw data files have different variables and layouts. Children from the same household may be linked using the first seven digits of **PERSID**. The user should realize that items which are unique for respondents from one questionnaire will appear as missing for the respondents from the other questionnaire. For example, only the respondents to the Preprimary Interview will have values for the item **DAYCARE** (P3A), while all the respondents to the Primary School Interview will have a missing value for that item.

6.6 SAS and SPSS-X Control Card Listings for File Creation

Appendix C contains listings of the SAS or SPSS-X control cards, which will create SAS and SPSS-X files from the raw data files. The label statements contain the labels associated with each of the variables.

Figure 6-1.--Example of the codebook format

(1) DAYCARE = (2) P3A CHILD NOW ATTENDS DAYCARE CENTER

(3) P3A Is (CHILD) now going to a daycare center?

(4) POSITION: 182-183

(5) FORMAT: N2

(6) RESPONSE	(7) CODES	(8) FREQ	UNWGTD (9) PERCENT	WGTD (10) PCT
NOT ASCERTAINED	-9	2	0.0	
DK	-8	1	0.0	
YES	1	1383	18.1	22.0
NO	2	6269	81.9	78.0
TOTALS:		7655	100.0	100.0

DESCRIPTIONS:

- (1) Variable name: This is the variable name associated with each item. This is the unique identifier present in the SAS data file and in the SPSS-X data definition cards on tape.
- (2) Variable label: A short label which is associated with each of the variables is presented here. This label is that which appears in the SAS data file and SPSS-X data definition cards on tape. Labels contain the questionnaire item numbers. Some labels begin with the letter "D" to indicate a composite variable, "S" to indicate a Screener item, "P" to indicate a Preprimary questionnaire item, "E" to indicate a Primary School questionnaire item, or "C" to indicate both a Preprimary and Primary School questionnaire item. In this example, the label indicates item "P3A" from the Preprimary questionnaire.
- (3) Question wording: This is the exact question wording as it appeared in the questionnaire.
- (4) Position: This provides the starting and ending position of the variable in the raw data file on tape.
- (5) Format: This provides the variable type, its width, and the number of positions after the decimal point, if necessary. A data type of "A" represents alphanumeric variables and data type of "N" represents numeric variables. In this example, DAYCARE is a numeric variable with a length of 2.
- (6) Response categories: This column provides the response categories for the variable.
- (7) Response codes: This column provides the actual numeric/alphanumeric codes present in the data files on the tape.
- (8) Unweighted frequency counts: This column displays the unweighted frequency counts for this variable. The counts for missing values will also be included.
- (9) Unweighted percentages: This column displays the unweighted frequency counts from the previous column as percentages. This column will also contain percentages for missing values.
- (10) Weighted percentages: This column displays the percentages of frequency counts weighted up to the population. This column will not include percentages for missing values.

VII. DATA ANOMALIES

The purpose of this section is to bring to the user's attention certain anomalies in the NHES:91 ECE survey data, to describe the nature of those anomalies, and, where appropriate, to suggest possible means of taking them into account when analyzing the ECE data.

7.1 Duplications in Reporting of Center-based Programs

The Preprimary Interview collected information on the participation of preprimary children in two types of center-based programs. The first of these categories was daycare centers, and the second category included nursery schools, prekindergartens, and Head Start programs. Despite attempts to avoid double-counting in the collection of these data, analysis of the results indicates that some duplicate reporting may have occurred. The original data as collected in the interview were not changed; however, the cases have been flagged so that they can be identified by users.

A flag variable, DCNFLAG (daycare/nursery flag), appears on the preprimary cases. This flag identifies cases in which duplicate reporting is suspected. Those cases in which the flag is set to 1 meet the following conditions: 1) they have reports of both daycare center and nursery school participation, 2) the number of hours per week for each is identical, and 3) the sum of those hours is 50 or greater per week. There are 128 cases with DCNFLAG set to 1 on the Preprimary file.

The following is an example of how DCNFLAG has been used. To calculate unduplicated counts of daycare center and nursery school participation, a variable, DAYNURS, was created using the following approach:

DAYNURS

- 1= Daycare center, but not nursery school
- 2= Nursery school, but not daycare center
- 3= Both
- 4= Neither

- IF DCNFLAG was set to 1 and the child was **not** in nursery school/-prekindergarten/Head Start (based on the variable ALLGRADE), then DAYNURS was set to 1;
- IF DCNFLAG was set to 1 and the child was enrolled in nursery school/prekindergarten/Head Start (based on the variable ALLGRADE), then DAYNURS was set to 2;
- IF DCNFLAG was not set to 1 and the child was in a daycare center, but not a nursery school/prekindergarten/Head Start, then DAYNURS was set to 1;
- IF DCNFLAG was not set to 1 and the child was in a nursery school/-prekindergarten/Head Start, but not a daycare center, then DAYNURS was set to 2;
- IF DCNFLAG was not set to 1 and the child was in both a daycare center and a nursery school/prekindergarten/Head Start, then DAYNURS was set to 3; and
- Otherwise, DAYNURS was set to 4.

In this approach, those children with presumed duplicate reports were counted as being in nursery school if the parents reported in the first section of the interview that their child was enrolled in school and reported the grade as nursery school, prekindergarten, or Head Start. The children with duplicate counts who were not reported as being enrolled in nursery school, prekindergarten, or Head Start in the enrollment section were counted as being in a daycare center.

Data users may wish to use this approach in reporting daycare center and nursery school participation. Another possible approach is the random assignment of children with DCNFLAG = 1 to daycare centers or nursery schools.

7.2 Head Start Participation

The NHES:91 Preprimary Interview asked for information on Head Start participation in three locations in the questionnaire. First, parents who reported that their child was enrolled in a daycare center were asked if the child's program at the daycare center was a Head Start program (item P3G). Second, when parents reported that their child was in nursery school,

prekindergarten, or Head Start, they were asked which of these the child attended (P4TYPE). Third, parents who reported that their child was in a nursery school or prekindergarten, rather than Head Start, at P4TYPE were asked if the child's program was a Head Start program (P4G). If a child was enrolled in more than one daycare center, or more than one nursery school, prekindergarten, or Head Start program, these items were asked for each program the child attended.

This approach resulted in an overcount of children enrolled in Head Start. The weighted total of children reported as being Head Start participants in one or more of these items is about 1.2 million children, more than twice the number reported by other sources as being served by the Head Start program.

Users are cautioned about the use of these items to estimate national Head Start participation. Careful analysis, taking into account household income and other variables associated with Head Start participation, should be conducted when the Head Start items are used.

7.3 Items on Fathers and Household Composition

One of the features included in the NHES:91 CATI system for the ECE component was the copying of parent information from one interview to the next within households, as a means of reducing response burden. Specifically, when the same parent or guardian responded for more than one child in the household, the questions about the parents' education and employment were not asked again in the subsequent interview(s), but were automatically copied from the first interview. This was designed to avoid the asking of items that had already been answered in the survey.

Anomalies arose in 21 of the 13,892 cases as a result of this procedure; all occurred in Preprimary cases. There are two types of cases in which anomalies occur.

- 1) The first child about whom an interview was conducted was reported as **having** a father or male guardian in the household. Items were asked about the father/guardian, and were copied into the record for the next child. However, the later child was reported as **not** having a father or male guardian in the household. As a result, there are responses to the father items when both FATHER and MALGUARD are coded "no." There are nine such cases.

- 2) The first child about whom an interview was conducted was reported as having a mother or female guardian in the household, but *not* a father or male guardian. The mother questions were asked and copied to the interview for a subsequent child. However, in the household composition question, the later child was reported as **having** a father or male guardian in the household. In these cases, there are no responses to the father items, although either FATHER or MALGUARD is coded "yes." There are 12 such cases.

There are two possible sources for these discrepancies. In some cases, the father of one child may not be the father of another child in the household, and, if not married to the mother, would not be the stepfather and may not have the role of male guardian. The second possible source for the discrepancy is interviewer error in coding the absence of a father/guardian where one exists, or the presence of a father/guardian where one does not exist.

Users can identify such cases by matching the FATHER and MALGUARD items to the items concerning the characteristics of fathers that are of interest in the user's analysis.

7.4 Parents' Weekly Hours of Work

In a small number of cases, children's mothers or fathers are reporting as having worked at a job for pay in the previous week, but the typical number of hours worked per week is 0 (zero). This occurred with three mothers and four fathers in Preprimary Interviews, and with four mothers and one father in the Primary School Interviews.

The apparent anomaly is believed to result from two possibilities. First, a parent may have worked during the previous week, but "typically" does not do so. Second, parents may have misunderstood the questions, and reported zero hours because they were on leave or temporarily laid off during the week prior to the interview. A response of zero could only be entered if confirmed with the respondents, since it violated a soft range. Therefore, all zeros represent actual responses and not merely entry errors.

Users may include these zero values in analyses or treat them as missing values.

7.5 Nursery School Enrollment

Parents were asked to report whether their child was enrolled in school (item C4, variable ENROLL) and, if so, their child's current grade (item C6, derived variable ALLGRADE). Many parents reported at this stage of the interview that their child was enrolled in nursery school. Some additional parents reported later (in item P4A, variable PREKNURS) that their child was in nursery school/prekindergarten/Head Start, although they had not reported their child as enrolled in C4 or C6. Conversely, some parents reported their child as enrolled in nursery school at C4 and C6, but said "no" to item P4A. The extent of the discrepancies is shown below.

ALLGRADE = N

PREKNURS = 1	1,916
PREKNURS = 2	300

ALLGRADE NE N

PREKNURS = 1	173
PREKNURS = 2	5,263

This inconsistency in the reporting of nursery school participation may be the result of two ambiguities in the terms used by parent and terms used in the survey. First, some parents whose children are enrolled in a nursery school or similar program may not think of their child as enrolled in "school." They may think of traditional elementary-secondary schools as "school." Second, as noted earlier in the discussion of possible duplicate reporting, there is ambiguity in the classification of daycare centers and nursery schools. Some parents reported their child as enrolled in a preschool program, but reported the program under daycare centers.

Users of the data may wish to use the C4/C6 approach to classify children enrolled in nursery school, or may use item P4A (variable PREKNURS). Another possibility is to use both means, classifying all children reported as being in nursery school at either point as being enrolled.

7.6 Differences in Item Wording

There are minor differences in wording in a small number of items shared by the Preprimary and Primary School Interviews. These are as follows:

Reading. For the item on reading frequency (variable READTO), the Preprimary Interview (item P19) asked how often "you and (OTHER PARENT/GUARDIAN) read to (CHILD)." In the Primary School Interview (item E36), the item reads "you or other family members..."

Provider Contacts. In the Preprimary Interview, items are asked about care providers or teachers in center-based programs contacting the parents about any problems the child was having there. The wording was inadvertently slightly different in the daycare center series (P3 series) and the nursery school/prekindergarten/Head Start series (P4 series). In the daycare series, parents were asked if the provider/teacher had "contacted" them; in the nursery school/prekindergarten/Head Start series, parents were asked if the provider/teacher had "called" them. The term "contact" is broader than the term "called," and some difference in responses may have resulted from the difference in wording.

APPENDIX A
QUESTIONNAIRE

72

NHES Screener

Hello, this is (NAME). I'm calling on behalf of the U.S. Department of Education. We are conducting a study based on the President's goals for improving education for children and adults. These questions usually take about 5 minutes.

S1. Before we begin, I'd like to be sure that I've dialed correctly. Is this (TELEPHONE NUMBER)?

YES..... 1 (CONTINUE)
 NO..... 2 (GO TO S1A)
 GO TO RESULT CODE 3

S1A. Thank you very much. It seems that the number has been dialed incorrectly. It is possible that your number may be called at a later time. [REDIAL]

S2. Is this phone number for ...

Home use only 1 (GO TO S3)
 Business and home use, or 2 (GO TO S3)
 Business use only..... 3 (STERM1)

STERM1. Thank you very much, but we are only interviewing private residences.

S3. Are you a member of this household at least 16 years old?

YES..... 1 (GO TO S4)
 NO..... 2 (GO TO S3A)

S3A. May I please speak with a household member who is 16 or older?

AVAILABLE 1 (GO TO S3D)
 NOT AVAILABLE 2 (SCHEDULE CALLBACK)
 THERE ARE NONE..... 3 (GO TO S3B)

S3B. May I please speak with the male or female head of this household?

PERSON ON PHONE 1 (CONTINUE)
 OTHER PERSON, AVAILABLE 2 (GO TO S3C)
 OTHER PERSON, NOT AVAILABLE 3 (SCHEDULE CALLBACK)

S3C. [READ INTRO] Are you the male or female head-of-household?

YES..... 1 (GO TO S4)
 NO..... 2 (GO TO S3A)

S3D. [READ INTRO] Are you a household member at least 16 years old?

YES..... 1 (GO TO S4)
 NO..... 2 (GO TO S3A)

NOTE: Response categories shown in mixed cases (upper and lower) were read to the respondent by the interviewer. Those shown in all upper case were not read. Those shown in italics were added during data cleaning (additional codes were created from among the "specify" responses).

NOTE: Unless otherwise noted, responses of "refused" and "don't know" followed the skip pattern for "no."

Early Childhood Education Screening Items

We'd first like to ask a few questions about your household.

S4. The Department of Education is very interested in the early educational experiences of children. Are there any children who live in your household who are between 2 and 9 years old?

YES..... 1 (CONTINUE)
 NO..... 2 (AINTRO)

S5. Please tell me the ages of the children in your household who are 2 to 9 years old.
 [ENTER IN MATRIX: INCLUDE CHILDREN 2 TO 9 YEARS OF AGE ONLY.]

AGE [2-9]	Is this child male or female? [M-F]	Is this child [READ RACES BELOW]	Is (he/she) of Hispanic origin? [(Y=1/N=2)]	What is (his/her) first name?
	GENDER	RACE	HISPANIC	

CODES FOR RACE: 1 = White, 2 = Black, 3 = American Indian or Alaskan Native, 4 = Asian or Pacific Islander, 91 = Another race

**CREATE HHRACE VARIABLE FROM INFO ON FIRST CHILD: IF CHILD IS BLACK OR HISPANIC, THEN HHRACE = 1;
 ELSE HHRACE = 2**

ASK S6 AND S7 FOR THE FIRST CHILD

S6. Who is the parent or guardian in this household who knows the most about (CHILD'S) care and education?

NAME _____

S7. What is (NAME'S) relationship to (CHILD)?

PARNRELN NATURAL OR ADOPTIVE MOTHER..... 1
 STEPMOTHER/OTHER FEMALE GUARDIAN..... 2
 NATURAL OR ADOPTIVE FATHER..... 3
 STEPFATHER/OTHER MALE GUARDIAN..... 4
 GRANDPARENT..... 5
 BROTHER/SISTER..... 6
 OTHER RELATIVE..... 7
 NONRELATIVE..... 8

ASK S8, S8A, AND S9 FOR ADDITIONAL CHILD

S8. Who is the parent or guardian in this household who knows the most about (CHILD'S) care and education?

NAME _____

S9. What is (NAME'S) relationship to (CHILD)?

- PARNRELN
- NATURAL OR ADOPTIVE MOTHER 1
 - STEPMOTHER/OTHER FEMALE GUARDIAN 2
 - NATURAL OR ADOPTIVE FATHER..... 3
 - STEPFATHER/OTHER MALE GUARDIAN 4
 - GRANDPARENT..... 5
 - BROTHER/SISTER 6
 - OTHER RELATIVE 7
 - NONRELATIVE 8

S8A. [ASK IF NOT OBVIOUS] Is this the same parent or guardian who knows about (PREVIOUS CHILD/CHILDREN'S) care and education?

- YES..... 1 (GO TO S9)
- NO..... 2 (GC TO S8)

GO TO S8 FOR NEXT CHILD OR IF HH IS SAMPLED, GO TO AINTRO AFTER LAST CHILD;
IF HH IS NOT SAMPLED GO TO ADDPERS1

Adult Education Screening Items

AINTRO. We are also interested in knowing about the educational activities of people 16 years old and older.

IF S4 = 1, GO TO S10A, ELSE ASK A10AA

S10AA. First, are there any people who normally live in your household who are under the age of 70?

YES..... 1
NO..... 2

S10A. What is your age?

AGE

S10B. Are you . . .

White..... 1
Black..... 2
American Indian or Alaskan Native, or..... 3
Asian or Pacific Islander?..... 4
OTHER (SPECIFY)..... 91

S10C. Are you of Hispanic origin?

YES..... 1
NO..... 2

IF RESPONDENT IS BLACK OR HISPANIC, HHRACE = 1; ELSE HHRACE = 2
IF HOUSEHOLD IS SAMPLED FOR ADULT EDUCATION COMPONENT, ASK S10D AND COLLECT INFORMATION ON
RESPONDENT INTO THE MATRIX
IF HOUSEHOLD IS NOT SAMPLED FOR ADULT EDUCATION, AND HAS CHILDREN, GO TO S17
IF HOUSEHOLD IS NOT SAMPLED AND HAS NO CHILDREN, GO TO STERM2

S10D. What is your first name?

NAME _____

S10E. [IF NOT KNOWN] Are you

Male, or..... 1
Female..... 2

S11. Please tell me the ages of the (other) people in your household who are 16 or older, including anyone who is living in student housing.

AGE [16-110]	Is this adult male or female? [M/F]	Is this adult [READ RACES BELOW]	Is (he/she) of Hispanic origin? (Y = 1/N = 2)	What is (his/her) first name?

CODES FOR RACE: 1 = White, 2 = Black, 3 = American Indian or Alaskan Native, 4 = Asian or Pacific Islander, 91 = Another race

ASK S12INTRO THROUGH S14 FOR EACH ADULT

Now I am going to ask you some questions about ((NAME)/your) participation in three kinds of educational activities over the past year: full-time school, part-time school, and all other kinds of adult education.

S12INTRO. First, (has (NAME)/have you) been enrolled as a full-time student in any kind of school, training program, or other educational program in the past 12 months, that is since (INTERVIEW MONTH) , 1990?

YES..... 1
NO..... 2

IF S12 = 1 THEN ASK S12A, OTHERWISE SKIP TO S13

S12A. In which of the following types of full-time educational programs (was (NAME)/were you) enrolled?
(VERIFY: PAST 12 MONTHS ONLY)

	YES	NO
a. An elementary school, junior high school, or high school program?	1	2
b. A program leading to an associate's degree?	1	2
c. A program leading to a bachelor's or more advanced degree?	1	2
d. A vocational or occupational training program after completing or leaving high school?	1	2
e. An adult literacy or basic skills program	1	2
f. An English as a Second Language (ESL) program	1	2
g. Some other program (specify) _____	1	2

IF S12A-CATEGORY A = 1 THEN ASK S12B, OTHERWISE SKIP TO S13

S12B (Is (NAME)/Are you) currently enrolled as a full-time student in an elementary school, junior high school, or high school program?

YES..... 1
NO..... 2

IF S12B = 1 THEN DISCONTINUE SERIES

S13. [In addition to (his/her/your) full-time studies] (Has (NAME)/Have you) been enrolled as a part-time student at a college or university in an associate's, bachelor's, or graduate degree program, in the past 12 months?

YES..... 1
NO..... 2

S14. Now I'm going to read you a short list of other kinds of adult education. [Not counting (full-time school) (or) (part-time courses taken for credit toward a degree)] Please tell me whether ((NAME) has/you have) been involved in any of these in the past 12 months.

- | | YES | NO |
|---|-----|----|
| a. Continuing education courses or noncredit courses? | 1 | 2 |
| b. Courses by mail, television, radio or newspaper? | 1 | 2 |
| c. Private instruction or tutoring? | 1 | 2 |
| d. Educational or training activities given by an employer, labor organization, neighborhood center, church, or community group?..... | 1 | 2 |
| e. Instruction in basic skills such as math, or reading and writing English? | 1 | 2 |
| f. Instruction in English as a Second Language? | 1 | 2 |
| g. Or, any other organized educational activities? Please describe: | 1 | 2 |

ADDPERS1. Now I'd like to verify what I have recorded. I have listed (NUMBER) 2-9 year olds. Is this information correct?

YES..... 1
NO..... 2

IF HH WAS NOT SAMPLED, GO TO S17

ADDPERS2. I have listed (NUMBER) adults. Is this information correct?

YES..... 1
NO..... 2

IF HOUSEHOLD HAS SAMPLED ADULTS, ASK S15 AND S16 FOR ALL ADULTS WHO ARE NOT THE SCREENER RESPONDENT.

S15. Is (NAME) living there, in student housing, or somewhere else?

- HERE 1 (GO TO S17)
- STUDENT HOUSING [That is, school sponsored housing such as a dormitory. Please include all housing sponsored, owned, or leased by the school.] 2 (GO TO S16)
- OTHER PRIVATE HOME OR APARTMENT 3 (INELIGIBLE)
- INSTITUTION OR GROUP QUARTERS - INCLUDES JAIL/DETENTION CENTER, MEDICAL FACILITY, REHABILITATION CENTER, MENTAL HEALTH FACILITY, MILITARY BARRACKS, GROUP FOSTER CARE 4 (INELIGIBLE)

S16. Would you please give me (his/her) last name and telephone number so that we can call (him/her) to talk about (his/her) educational experiences?

LAST NAME _____

PHONE _____

Household Characteristics

Now I have a few questions about your household.

S17. What is the total number of people living in your household, including all children and adults?

NUMPERS NUMBER.....

S18. In what county do you live?

COUNTY _____

S19. What kind of home do you live in? Is it . . .

HOMETYPE A single family house or townhouse..... 1
 An apartment, or..... 2
 Some other type of home..... 3

S20. Do you . . .

OWNHOME Own your home..... 1
 Rent your home, or 2
 Have some other arrangement..... 3

S21. In addition to (NUMBER CALLED), do you have other phone numbers in your household?

YES..... 1 (GO TO S21A)
 NO..... 2 (GO TO S22)

S21A. How many of these other phone numbers are used at least in part for home use?

NUMBER.....

S22. In studies like this, households are sometimes grouped according to income. Can you tell me which group best describes an estimate of the total income of all persons in your household over the past year. Please include income from all sources, such as salaries or other earnings, interest, retirement, and so on for all household members. Is your household income . . .

\$25,000 or less, or..... 1 (READ SET 1)
 more than \$25,000..... 2 (READ SET 2)

S22A (Was it/Which of the following ranges includes your household income?)

[SET 1]

INCOMRNG \$5,000 or less..... 1
 \$5,001 to \$10,000 2
 \$10,001 to \$15,000 3
 \$15,001 to \$20,000 4
 \$20,001 to \$25,000 5

[SET 2]

\$25,001 to \$30,000	6
\$30,001 to \$40,000	7
\$40,001 to \$50,000	8
\$50,001 to \$75,000	9
over \$75,000	10

IF EXTENDED INTERVIEWS ARE TO BE DONE:
INTERVIEWER IDENTIFIES RESPONDENT ON "SID" SCREEN;
GO TO HHSELECT¹ TO SELECT AVAILABLE RESPONDENT FOR INTERVIEW

IF HH HAS NO CHILDREN AND WAS NOT SAMPLED FOR ADULT ED, OR
IF HH HAS NO CHILDREN AND WAS SAMPLED FOR ADULT ED BUT NO EXTENDED, READ STERM2.

STERM2. Those are all the questions I have about your household. Thank you very much for your assistance.

¹HHSELECT is a CATI screen used to identify interviews to be completed in a given household and the respondent for each interview.

NHES EARLY CHILDHOOD INTRODUCTORY QUESTIONNAIRE

[Hello, my name is (NAME). I am calling on behalf of the United States Department of Education, which is sponsoring this important study of early childhood education.] Now I would like to talk to you about (CHILD). These questions are about the educational experiences of young children at home, in child care, early childhood education programs, and in school. The interview takes about 10 minutes.

C1. Before we begin, I'd like to confirm (CHILD'S) age. In what month and year was (CHILD) born?

DOBMM
DOBY Y

MONTH ()	YEAR ()
1 JANUARY	7 JULY
2 FEBRUARY	8 AUGUST
3 MARCH	9 SEPTEMBER
4 APRIL	10 OCTOBER
5 MAY	11 NOVEMBER
6 JUNE	12 DECEMBER

C2. Please tell me which of the following people live in the same household with (CHILD)

		YES	NO	
MOTHER	A. (CHILD'S) natural or adoptive mother	1	2	(IF YES OR -7, GO TO C)
FEMGUARD	B. A stepmother or other female guardian	1	2	
FATHER	C. (CHILD'S) natural or adoptive father	1	2	(IF YES OR -7, GO TO E)
MALGUARD	D. A stepfather or other male guardian.....	1	2	
	E. Brothers and sisters including adopted or stepchildren	1	2	
SIBLING	F. Grandparents	1	2	
GRNDPARN	G. Other relatives	1	2	
OTHREL	H. Nonrelatives.....	1	2	
NONREL				

NOTE: Response categories shown in mixed case (upper and lower) were read to the respondent by the interviewer. Those shown in all upper case were not read. Those shown in italics were added during data cleaning (additional codes were created from among the "specify" responses or string variables).

NOTE: Except where noted, responses of "refused" and "don't know" followed the skip pattern for "no".

C3. What is (CHILD'S) parents' marital status
 PARNMARI

- MARRIED 1
- SEPARATED 2
- DIVORCED 3
- WIDOWED 4
- LIVING TOGETHER IN A MARRIAGE-LIKE ARRANGEMENT 5
- NOT MARRIED 6

C4. Is (CHILD) attending or enrolled in school?
 ENROLL

- YES 1 (GO TO C6)
- NO 2 (GO TO BOX BELOW)

IF CHILD IS 5 OR YOUNGER AND NOT ENROLLED IN SCHOOL, GO TO PREPRIMARY INTERVIEW;
 IF CHILD IS 6 OR OLDER, AND NOT ENROLLED IN SCHOOL, ASK C5;
 IF CHILD IS 9 YEARS OLD AND C4 = 2, TERMINATE

C5. Is (CHILD) having home schooling or tutoring, or going to an alternative educational program?
 HOMESCHL

- YES, HOME SCHOOL 1 (GO TO C7)
- YES, ALTERNATIVE PROGRAM 2 (GO TO C7)
- NO 3 (PRIMARY SCHOOL INTERVIEW)

C6. What grade or year is (CHILD) attending?
 GRADE

- NURSERY/PREKINDERGARTEN/HEAD START . N (PREPRIMARY INTERVIEW)
- KINDERGARTEN K (PREPRIMARY INTERVIEW)
- TRANSITIONAL KINDERGARTEN T (C7A)
- PRE-FIRST/TRANSITIONAL FIRST P (C7A)
- FIRST GRADE 1 (PRIMARY SCHOOL INTERVIEW)
- SECOND GRADE 2 (PRIMARY SCHOOL INTERVIEW)
- THIRD GRADE 3 (PRIMARY SCHOOL INTERVIEW)
- FOURTH GRADE 4 (PRIMARY SCHOOL INTERVIEW)
- FIFTH GRADE 5 (PRIMARY SCHOOL INTERVIEW)
- UNGRADED SPECIAL ED 6 (GO TO C7)
- OTHER UNGRADED 7 (GO TO C7)
- REFUSED -7 (GO TO C7)
- DON'T KNOW -8 (GO TO C7)

IF CHILD IS 9 YEARS OLD AND C6 > 2, or equals -7, OR -8, TERMINATE

C7. What grade would (CHILD) be attending if (he/she) were in a school with regular grades?
 GRADEEQ

- | | | |
|------------------------------------|----|--|
| NURSERY/PREKINDERGARTEN/HEAD START | N | (PREPRIMARY INTERVIEW) |
| KINDERGARTEN | K | (PREPRIMARY INTERVIEW) |
| TRANSITIONAL KINDERGARTEN | T | (C7A) |
| PRE-FIRST/TRANSITIONAL FIRST | P | (C7A) |
| FIRST GRADE | 1 | (PRIMARY INTERVIEW) |
| SECOND GRADE | 2 | (PRIMARY INTERVIEW) |
| THIRD GRADE | 3 | (PRIMARY INTERVIEW) |
| FOURTH GRADE | 4 | (PRIMARY INTERVIEW) |
| FIFTH GRADE | 5 | (PRIMARY INTERVIEW) |
| UNGRADED/NO EQUIVALENT | 6 | } (PREPRIMARY FOR AGE 3-5;
PRIMARY FOR AGE 6-8) |
| REFUSED | -7 | |
| DON'T KNOW | -8 | |

ASK C7A ONLY IF C6 OR C7 = P OR T

C7A. What grade or year of school was (CHILD) enrolled in last year?

- | | | | |
|----------|------------------------------------|---|------------------------|
| LASTYEAR | NOT ENROLLED | 0 | (PREPRIMARY INTERVIEW) |
| | NURSERY/PREKINDERGARTEN/HEAD START | N | (PREPRIMARY INTERVIEW) |
| | KINDERGARTEN | K | (PREPRIMARY INTERVIEW) |
| | TRANSITIONAL KINDERGARTEN | T | (PREPRIMARY INTERVIEW) |
| | PRE-FIRST GRADE/TRANSITIONAL | P | (PREPRIMARY INTERVIEW) |
| | FIRST GRADE | 1 | (BOX BELOW) |
| | UNGRADED PRIMARY | 6 | (BOX BELOW) |

IN FIRST LAST YEAR
 IF C7A = 1 GO PRIMARY INTERVIEW, E2;
IN UNGRADED PRIMARY LAST YEAR
 IF C7A = 6 AND C6 OR C7 = P, GO TO PRIMARY INTERVIEW E1A THEN E2

NHES PREPRIMARY INTERVIEW

I would like to talk with you now about (CHILD'S) child care or educational experiences. We want to include all care provided on a regular basis by someone other than you [and (CHILD'S) (OTHER PARENT/GUARDIAN)], whether or not there was a charge or fee. This does not include occasional babysitting.

CHILD CARE BY RELATIVES

P1A. Is (CHILD) now receiving care on a regular basis from a relative other than you [and (OTHER PARENT/GUARDIAN)]? This includes brothers and sisters, grandparents, or any other relatives.

RELCARE

YES..... 1 (GO TO P1B)
NO..... 2 (GO TO P1D)

P1B. Is that care provided in your home or in another home?

RELHOME

OWN HOME 1
OTHER HOME 2
BOTH/VARIES..... 3

P1C. How many hours each week does (CHILD) receive care from all relatives other than you [and (OTHER PARENT/GUARDIAN)]?

RELHRS

[IF MORE THAN ONE RELATIVE PROVIDES CARE, RECORD WEEKLY TOTAL FOR ALL.]

HOURS..... (GO TO P2A)

P1D. Has (CHILD) ever received care on a regular basis from a relative other than you [and (OTHER PARENT/GUARDIAN)]?

RELEVER

YES..... 1
NO..... 2

CHILD CARE BY NONRELATIVES

P2A. Is (CHILD) now receiving care on a regular basis from someone who is not related to (him/her)? This includes neighbors, friends, or home child care providers, but does not include organized settings like daycare centers.

NRELCARE

YES..... 1 (GO TO P2B)
NO..... 2 (GO TO P2D)

P2B. Is that care provided in your home or in another home?

NRELHOME

OWN HOME 1
OTHER HOME 2
BOTH/VARIES..... 3

P2C. How many hours each week does (CHILD) receive care from all nonrelatives who provide care?
[IF MORE THAN ONE NONRELATIVE PROVIDES CARE, RECORD WEEKLY TOTAL FOR ALL.]

NRELHRS HOURS..... (GO TO P3A)

P2D. Has (CHILD) ever received care on a regular basis from a nonrelative?

NRELEVER YES..... 1
NO..... 2

EARLY CHILDHOOD EDUCATION PROGRAMS: DAYCARE CENTERS

Now I'd like to ask about organized care settings and early childhood education programs. Let's start with daycare centers.

P3A. Is (CHILD) now going to a daycare center?

DAYCARE YES..... 1 (GO TO P3B)
NO..... 2 (GO TO P3N)

P3B. How many different daycare centers does (CHILD) currently go to?

DAYCNUM NUMBER.....

ASK P3C THROUGH P3M FOR EACH DAYCARE CENTER/PROGRAM CHILD ATTENDS

P3C. How many days each week does (CHILD) go to the (first/next) daycare center?

DAYCDAY(n)* DAYS.....

P3D. How many hours each week does (CHILD) go to the (first/next) daycare center?

DAYCHRS(n) HOURS.....

P3E. On the days when (CHILD) goes to this daycare center, does (he/she) go for a full-day or part-day program?

DAYCPRG(n) FULL-DAY..... 1
PART-DAY..... 2

*Variables with the designation (n) end in the segment number, e.g., DAYCDAY1, DAYCDAY2, DAYCDAY3.

P3F. Does the daycare center (CHILD) goes to have an educational program?
DAYCINS(n)

YES..... 1
NO..... 2

P3G. Is (CHILD'S) program at this daycare center a Head Start Program?
DAYCHEA(n)

YES..... 1
NO..... 2

P3H. How many children are usually in (CHILD'S) room or group at this daycare center?
DAYCKID(n)

CHILDREN

P3I. How many adults are usually in (CHILD'S) room or group at this daycare center?
DAYCADL(n)

ADULTS

P3J. How often do you talk with (CHILD'S) primary care provider or teacher about how (he/she) is doing at this daycare center? Would you say . . . [READ CATEGORIES]

DAYCTAL(n)

Every time or most times (CHILD) goes..... 1
Frequently..... 2
Occasionally..... 3
Rarely or never..... 4
NO EXPERIENCE/NEWLY ENROLLED..... 5

P3K. Do you feel free to drop in at this daycare center without an appointment?
DAYCDRO(n)

YES..... 1
NO..... 2
NO EXPERIENCE/NEWLY ENROLLED..... 3

P3L. Has (CHILD'S) primary care provider or teacher at the daycare center contacted you about any problems that (CHILD) is having there?

DAYCCAL(n)

YES..... 1
NO.. 2
NO EXPERIENCE/NEWLY ENROLLED..... 3

P3M. How often do you talk with (CHILD) about (his/her) activities at the daycare center? Would you say . . . [READ CATEGORIES]

DAYCACT(n)

Every time or most times (CHILD) goes..... 1 (GO TO P4A INTRO)
Frequently..... 2
Occasionally..... 3
Rarely or never 4
NO EXPERIENCE/NEWLY ENROLLED..... 5

ASK P3CONF AFTER EACH SERIES UP TO NUMBER OF DAYCARE CENTERS REPORTED IN P3B

P3CONF. You said that (CHILD) goes to another daycare center. Is that right?

YES..... 1 (ASK P3C-M)
 NO..... 2 (GO TO P4A INTRO)

AFTER ASKING P3C-M AND P3CONF FOR EACH DAYCARE CENTER MENTIONED ABOVE, ASK P3OTHR

P3OTHR. Does (CHILD) go to any other daycare centers that we haven't talked about yet?

MOREDAY(n)

YES..... 1 (ASK P3C-M)
 NO..... 2 (GO TO P4A INTRO)

P3N. Has (CHILD) ever gone to a daycare center?

DAYCEVER

YES..... 1 (GO TO P3O)
 NO..... 2 (GO TO P4A)

P3O. Did the daycare center (CHILD) went to have an educational program?

DAYCEVIN

YES..... 1
 NO..... 2

P3P. Was (CHILD's) program at the daycare center a Head Start program?

DAYCEVHS

YES..... 1
 NO..... 2

EARLY CHILDHOOD EDUCATION PROGRAMS: NURSERY SCHOOL, PREKINDERGARTEN, OR HEAD START

Now I'd like to ask about other early childhood education programs (CHILD) may be attending.

IF C6 = 'N' OR C7 = 'N', SET P4A = 1 AND SKIP TO P4B.

P4A. Not counting any programs we already discussed, is (CHILD) now going to a nursery school, prekindergarten, or Head Start program? This does not include regular kindergarten.

PREKNURS

YES..... 1 (GO TO P4B)
 NO..... 2 (GO TO P4N)

P4B. How many nursery schools, prekindergartens, or Head Start programs does (CHILD) currently go to?

PREKNUM

NUMBER.....

IF P4B = 0, RESET P4A TO 2 AND SKIP TO P4N

ASK P4C THROUGH P4M FOR EACH NURSERY SCHOOL OR PREKINDERGARTEN CHILD ATTENDS

P4TYPE Is the (first/next) program a . . .
 PREKTP(n) nursery school..... 1 (GO TO P4C)
 prekindergarten or 2 (GO TO P4C)
 Head Start program 3 (GO TO P4HS)

P4HS. Is that Head Start program located in a ...
 PREKHS(n) school 1
 home 2
 other center 3

P4C. How many days each week does (CHILD) go to the (first/next) (nursery school/
 prekindergarten/Head Start program)?
 PREKDAY(n) DAYS.....

P4D. How many hours each week does (CHILD) go to the (first/next) (nursery school/
 prekindergarten/Head Start program)?
 PREKHRS(n) HOURS.....

P4E. On the days when (CHILD) goes to the (first/next) (nursery school/prekindergarten/Head Start
 program), does (he/she) go for a full-day or part-day program?
 PREKPRG(n) FULL-DAY 1
 PART-DAY 2

P4F. Does the (nursery school/prekindergarten/Head Start program) (CHILD) goes to have an
 educational program?
 PREKNS(n) YES..... 1
 NO..... 2

IF P4TYPE = 3, SKIP TO P4H

P4G. Is the program at the (first/next) (nursery school/prekindergarten) a Head Start Program?
 PREKHEA(n) YES..... 1
 NO..... 2

P4H. How many children are usually in (CHILD'S) room or group at the (first/next) (nursery school/prekindergarten/Head Start program)?

PREKID(n)
 CHILDREN

P4I. How many adults are usually in (CHILD'S) room or group at the (first/next) (nursery school/prekindergarten/Head Start program)?

PREKADL(n)
 ADULTS

P4J. How often do you talk with (CHILD'S) primary care provider or teacher about how (he/she) is doing at (this) (nursery school/prekindergarten/Head Start program)? Would you say . . . [READ CATEGORIES]

PREKTAL(n)
 Every time or most times (CHILD) goes 1
 Frequently..... 2
 Occasionally..... 3
 Rarely or never..... 4
 NO EXPERIENCE/NEWLY ENROLLED..... 5

P4K. Do you feel free to drop in at (this) (nursery school/prekindergarten/Head Start program) without an appointment?

PREKDRO(n)
 YES..... 1
 NO..... 2
 NO EXPERIENCE/NEWLY ENROLLED..... 3

P4L. Has (CHILD'S) primary care provider or teacher at (this) (nursery school/prekindergarten/Head Start program) called you about any problems that (CHILD) was having there?

PREKCAL(n)
 YES..... 1
 NO..... 2
 NO EXPERIENCE/NEWLY ENROLLED..... 3

P4M. How often do you talk with (CHILD) about (his/her) activities at (this) (nursery school/prekindergarten/Head Start program)? Would you say . . . [READ CATEGORIES]

PREKACT(n)
 Every time or most times
 (CHILD) goes..... 1 (GO TO P5A)
 Frequently..... 2 (GO TO P5A)
 Occasionally..... 3 (GO TO P5A)
 Rarely or never..... 4 (GO TO P5A)
 NO EXPERIENCE/NEWLY ENROLLED..... 5 (GO TO P5A)

ASK P4CONF AFTER EACH SERIES UP TO NUMBER OF NURSERY/PRE-K'S REPORTED IN P4B



P4CONF. You said that (CHILD) goes to another nursery school, prekindergarten, or Head Start program. Is that right?

YES..... 1 (ASK P4C-M)
NO..... 2 (GO TO P5A INTRO)

AFTER ASKING P4C-M AND P4CONF FOR EACH NURSERY SCHOOL MENTIONED ABOVE, ASK P4OTHR

P4OTHR. Does (CHILD) go to any other nursery schools, prekindergartens, or Head Start programs that we haven't talked about yet?

MORENUR(n)

YES..... 1 (ASK P4C-M)
NO..... 2 (GO TO P5A)

P4N. Has (CHILD) ever gone to nursery school, prekindergarten, or Head Start program?

PREKEVER

YES..... 1
NO..... 2 (GO TO P5A)

P4TYPE2 Was that program a . . .

PREKTYP2

nursery school..... 1
prekindergarten or 2
Head Start program 3
MORE THAN ONE TYPE 4

P4o. Did the (nursery school/prekindergarten/Head Start program) (CHILD) went to have an educational program?

PREKEVIN

YES..... 1
NO..... 2

IF P4TYPE2 = 3, GO TO P5A

P4P. Was that (nursery school/prekindergarten) a Head Start program?

PREKEVHS

YES..... 1
NO..... 2

ADDITIONAL ARRANGEMENTS/PROGRAMS

P5A. Are there any child care arrangements (CHILD) goes to or any early childhood education programs that (he/she) is enrolled in that we have not talked about?

CARE

YES..... 1
NO..... 2 (GO TO P6INTRO)

P5B. How many additional programs or arrangements does (he/she) have?

NUMBER.....

ASK P5C THROUGH P5E FOR EACH ADDITIONAL ARRANGEMENT

P5C. What type of care arrangement or educational program is (this/the first/the next) additional program that (CHILD) goes to?

[ENTER DESCRIPTION FOR ONLY ONE PROGRAM; PROBE FOR COMPLETE INFO]

- Religious Education..... 1
- Library Programs..... 2
- Physical Education Activities..... 3
- Art Ed/performing Arts..... 4
- Individual Special Ed..... 5
- Before/after School Care..... 6
- Mother's Day Out..... 7
- Other..... 8

P5D. How many days each week does (CHILD) go to this program or arrangement?
DAYS.....

P5E. How many hours each week does (CHILD) go to this program or arrangement?
HOURS.....

P6INTRO

Now I'd like to ask you some questions about [(CHILD'S) (kindergarten/pre-first grade) experience/your plans for (CHILD'S) kindergarten enrollment].

ASK P6 THRU P9 IF CHILD HAS NOT YET STARTED KINDERGARTEN;
ASK P10 THRU P18 FOR CHILDREN IN KINDERGARTEN, TRANSITIONAL KINDERGARTEN OR
PREFIRST (C6 = OR C7 = K, T, P)

CHILDREN NOT YET ENROLLED IN KINDERGARTEN

P6. When do you expect (CHILD) to start kindergarten?

- DON'T PLAN FOR CHILD TO ATTEND K.....1 (ASK TO P6A)
- THIS COMING FALL.....2 (BOX BEFORE P7)
- FALL 1992.....3 (BOX BEFORE P7)
- FALL 1993.....4 (BOX BEFORE P7)
- FALL 1994.....5 (BOX BEFORE P7)

P6A
NOKIND

Why have you decided not to send (CHILD) to kindergarten?

- FULL-DAY NOT AVAILABLE 1
 - SCHOOL R WANTS NOT AVAILABLE.....2
 - DON'T THINK K IS NECESSARY3
 - CHILD IS IN AN ALTERNATIVE PROGRAM.....4
 - PREFER TO EDUCATE CHILD AT HOME.....5
 - CHILD HAS SPECIAL NEEDS/PROBLEMS.....6
 - OTHER91
- WHY IS THAT?
-
-

IF R DOES NOT PLAN TO ENROLL CHILD TO KINDERGARTEN, GO TO P19;
IF CHILD IS 3 OR 4 YEARS OLD, GO TO P8

P7. Most school districts have guidelines about when a child can start school based on his or her date of birth. Was (CHILD) old enough to start kindergarten last fall based on (his/her) birthdate?

KINDFALL

- YES..... 1 (GO TO P9)
- NO..... 2 (GO TO P8)

P8. [Most school districts have guidelines about when a child can start school based on his or her date of birth.] Do you expect to enroll (CHILD) in kindergarten when (he/she) is old enough based on (his/her) birthdate, or will you wait until (he/she) is older?

KINDWHEN

- WHEN OLD ENOUGH..... 1 (GO TO P19)
- WILL WAIT..... 2 (GO TO P9)

P9. Why did you decide to wait before enrolling (CHILD) in kindergarten? [CODE UP TO 3 RESPONSES]

KINDMAT

- NOT MATURE ENOUGH 1
- DIDN'T HAVE ATTENTION SPAN OR ABILITY TO SIT STILL

KINDSPAN

- NEEDED FOR SCHOOL.....2
- THOUGHT OR READ THAT CHILD WOULD DO BETTER

KINDBETR

- IF OLDER WHEN STARTING K.....3

KINDGRUP

- NOT READY TO BE WITH FORMAL GROUP OF OTHER KIDS.....4

KINDFUL

- FULL-DAY K NOT AVAILABLE.....5

KINDPART

- PART-DAY K NOT AVAILABLE6

KINDSCHL

- SCHOOL WANTED WAS NOT AVAILABLE.....7

K'NDMOVE

- WASTED DUE TO FAMILY MOVING.....8

KINDPROB

- CHILD HAS SPECIAL NEEDS OR PROBLEMS.....9

THINK YOUNG CHILD SHOULD BE AT HOME WITH

KINDHOME

- PARENT/FAMILY 10

KINDPROG

- DIDN'T LIKE PROGRAM OR CURRICULUM/TOO ACADEMIC.... 11

ALREADY ENROLLED IN SOMETHING ELSE, FOR EXAMPLE

KINDELSE

- HEAD START 12

KINDOTHR

- OTHER (SPECIFY)91

IF CHILD IS NOT YET IN KINDERGARTEN GO TO P19;
IF CHILD IS IN KINDERGARTEN OR TRANSITIONAL KINDERGARTEN (K OR T) GO TO P10
IF CHILD IS IN PRE-FIRST, SET P10 TO 1 AND GO TO P11

CHILDREN ENROLLED IN KINDERGARTEN, TRANSITIONAL KINDERGARTEN, OR PRE-FIRST GRADE

P10. Does (CHILD) go to one kindergarten, or two?

KINDNUM
 ONE..... 1
 TWO 2

ASK P11, P12, P13 FOR EACH KINDERGARTEN/PREFIRST

P11. [Is the (first/second) kindergarten/Does (CHILD) attend] a public or private (kindergarten/school)?

KINDPUB(n) PUBLIC..... 1 (GO TO P13)
 PRIVATE 2 (GO TO P12)

P12. Is that private school church-related or not church-related?

KINDCHU(n) CHURCH-RELATED 1
 NOT CHURCH-RELATED 2

P13. [Is the (first/second) kindergarten/Does (CHILD) go to] a full-day or part-day (kindergarten/school)?

FULLDAY(n) FULL-DAY 1
 PART-DAY..... 2

P14. Some schools offer a program after school that provides child care or additional education. Does (CHILD) go to a program like this after (kindergarten/school)?

AFTRKIND YES..... 1
 NO..... 2

IF C6 = T OR P AND C7A = K, GO TO P16

P15. Is this (CHILD'S) first or second year of kindergarten?

KINDYEAR FIRST 1 (GO TO 16)
 SECOND..... 2 (GO TO P15A)

P15A. Why did (CHILD) stay in kindergarten for a second year? [CODE ALL THAT APPLY]

SECKGRAD	POOR GRADES/TROUBLE WITH CLASSES.....	1
SECKMAT	NOT MATURE ENOUGH.....	2
SECKBEHV	COULDN'T BEHAVE.....	3
SECKMOVE	MOVED DURING SCHOOL YEAR.....	4
SECKSICK	MISSED A LOT OF SCHOOL DUE TO SICKNESS.....	5
SECKTEST	DID POORLY ON ASSESSMENT OR PLACEMENT TEST.....	6
SECKPLAN	<i>Planned 2 Years of Kindergarten</i>	7
SECKNEED	<i>Special Needs or Problems</i>	8
SECKOTHR	OTHER (SPECIFY).....	91

P16. Most school districts have guidelines about when a child should start school based on his or her date of birth. Did you enroll (CHILD) in (kindergarten/school) when (he/she) was old enough based on (his/her) birthdate, or did you wait until (he/she) was older?

KINDNROL

- WHEN OLD ENOUGH..... 1 (GO TO P18)
- WAITED 2 (GO TO P17)

P17. Why did you decide to wait before enrolling (CHILD) in (kindergarten/school)? [CODE UP TO 3 RESPONSES]

- WHYMAT NOT MATURE ENOUGH1
- DIDN'T HAVE ATTENTION SPAN OR ABILITY TO SIT STILL
- WHYSPAN NEEDED FOR SCHOOL.....2
- THOUGHT OR READ THAT CHILD WOULD DO BETTER
- WHYBETR IF OLDER WHEN STARTING K.....3
- WHYGRUP NOT READY TO BE WITH FORMAL GROUP OF OTHER KIDS.....4
- WHYFULL FULL-DAY K NOT AVAILABLE.....5
- WHYPART PART-DAY K NOT AVAILABLE6
- WHYSCHL SCHOOL WANTED WAS NOT AVAILABLE.....7
- WHYMOVE WAITED DUE TO FAMILY MOVING.....8
- WHYPROB CHILD HAS SPECIAL NEEDS OR PROBLEMS.....9
- THINK YOUNG CHILD SHOULD BE AT HOME WITH
- WHYHOME PARENT/FAMILY10
- WHYPROG DIDN'T LIKE PROGRAM OR CURRICULUM/TOO ACADEMIC....11
- WHYELSE ALREADY ENROLLED IN SOMETHING ELSE (HEAD
- START, ETC.)12
- WHYOTHR OTHER (SPECIFY)91

P18. What grade or year do you expect (CHILD) to be in next fall?

FALLGRAD

- KINDERGARTEN..... 1
- FIRST GRADE 2

HOME ENVIRONMENT

Now I'd like to ask some questions about your household and your activities and experience with (CHILD).

P19. About how often do you (and OTHER PARENT/GUARDIAN) read stories to (CHILD)? Would you say . . . [READ RESPONSES]

READTO

- Never 1
- Several times a year..... 2
- Several times a month 3
- At least 3 times a week..... 4
- Every day..... 5

P20. About how many children's books does (CHILD) have of (his/her) own? Would you say . . . [READ RESPONSES]

NUMBOOKS

- None 1
- 1 or 2 books..... 2
- 3 to 9 books..... 3
- 10 or more books..... 4

P21. Does your family get a daily newspaper?

NEWSPAPR

YES..... 1
NO..... 2

P22. About how many hours each day does (CHILD) watch television shows or video tapes?

TVHOURS

HOURS PER DAY
DO NOT HAVE A TV 95 (GO TO P24)
LESS THAN 1 HR 96

IF P22 = 0, GO TO P23A

P23. Are there family rules for (CHILD) about any of the following television-related activities?

		YES	NO
RULEWHAT	What programs (CHILD) can watch	1	2
	How early or late (he/she) may		
RULETIME	watch television.....	1	2
	How many hours (he/she) may watch		
RULEHRS	television overall.....	1	2
	How many hours (he/she) may watch		
RULEDAYS	television on <u>weekdays</u>	1	2

ASK P23A ONLY IF P22 = 0

P23A. Is it a family rule that (CHILD) may not watch television, or is (he/she) not interested?

RULEFAM FAMILY RULE 1
NOT INTERESTED 2
DO NOT HAVE A TV 95

P24. In the past week, have you or someone in your family done the following things with (CHILD)?
[IF YES: How many times? Would you say one or two times, or three or more?]

		YES	NO	TIMES:	
				1-2	3+
WKREAD	Read to (him/her)	1	2	WKREADN	1 2
WKWORDS	Taught letters, words, or numbers?	1	2	WKWORDSN	1 2
WKMUSIC	Taught songs or music	1	2	WKMUSICN	1 2
WKSTORY	Told a story.....	1	2	WKSTORYN	1 2
WKSANG	Sang a song	1	2	WKSANGN	1 2
WKCRAFT	Did arts and crafts.....	1	2	WKCRAFTN	1 2
WKPLAY	Played games or sports.....	1	2	WKPLAYN	1 2
WKEDTV	Watched educational television.....	1	2	WKEDTVN	1 2

P25.

In the past month, have you or someone in your family done the following things with (CHILD)?
(IF NO: How about in the past year?)

	MONTH		YEAR	
	YES	NO	YES	NO
Visited a library?	1	2	1	2
Gone to a movie?	1	2	1	2
Gone to a play, concert or other live show? ...	1	2	1	2
Visited an art gallery, museum, or historical site?	1	2	1	2
Visited a zoo or aquarium?	1	2	1	2
Visited a playground or park?	1	2	1	2

GO TO C8 ON PAGE C-27 TO COMPLETE INTERVIEW

NHES PRIMARY SCHOOL INTERVIEW

ASK E1 IF CHILD IS CURRENTLY ENROLLED (C4 = 1) AND IS NOT IN UNGRADED SCHOOL OR UNGRADED SPECIAL EDUCATION (C6 = 6 OR 7), ELSE GO TO E2

E1. What grade or year of school was (CHILD) attending one year ago, that is, (MONTH) 1990?

- NOT ENROLLED LAST YEAR..... 0 (GO TO E2)
- NURSERY/PREKINDERGARTEN/HEAD START . N (GO TO E2)
- KINDERGARTEN K (GO TO E2A)
- TRANSITIONAL KINDERGARTEN..... T (GO TO E2A)
- PRE-FIRST/TRANSITIONAL FIRST P (GO TO E2)
- FIRST GRADE 1 (GO TO E2)
- SECOND GRADE..... 2 (GO TO E2)
- THIRD GRADE..... 3 (GO TO E2)
- FOURTH GRADE 4 (GO TO E2)
- UNGRADED..... 6 (GO TO E1A)

E1A. What grade would (CHILD) have been attending if (he/she) were in a school with regular grades?

- NURSERY/PREKINDERGARTEN/HEAD START . N (GO TO E2)
- KINDERGARTEN K (GO TO E2A)
- TRANSITIONAL KINDERGARTEN..... T (GO TO E2A)
- PRE-FIRST/TRANSITIONAL FIRST P (GO TO E2)
- FIRST GRADE 1 (GO TO E2)
- SECOND GRADE..... 2 (GO TO E2)
- THIRD GRADE..... 3 (GO TO E2)
- FOURTH GRADE 4 (GO TO E2)
- UNGRADE..... 6

IF CHILD ATTENDED K OR T (E1 = K OR T OR E1A = K OR T), CODE E2 1 AND GO TO E2A

E2. (Before starting first grade,) did (CHILD) ever attend kindergarten?

- YES 1
- NO..... 2 (GO TO E10)

E2A. Was that a public or private kindergarten?

- PUBLIC..... 1
- PRIVATE 2 (GO TO E2B)

E2B. Was that private school church-related or not church-related?

KINDCHRC

CHURCH-RELATED 1
NOT CHURCH-RELATED 2

E3. In what month and year did (CHILD) start kindergarten?

KINDMM

MONTH YEAR

KINDYY

E4. Did (CHILD) attend kindergarten for one year or two years?

KINDYRS

ONE 1
TWO (OR MORE) 2

E5. Did (CHILD) go to a full-day or part-day kindergarten?

[IF CHILD ATTENDED TWO TYPES OF KINDERGARTEN, ASK MOST RECENT]

KINDFULL

FULL-DAY 1
PART-DAY 2

E6. Most school districts have guidelines about when a child can start school based on his or her birth date. Did you enroll (CHILD) in kindergarten when (he/she) was old enough based on (his/her) birth date, or did you wait until (he/she) was older?

ENROLLED

WHEN ELIGIBLE 1 (GO TO E8)
WAITED 2 (GO TO E7)

E7. Why did you wait before enrolling (CHILD) in kindergarten? [CODE UP TO 3 RESPONSES]

WAITMAT

NOT MATURE ENOUGH 1

WAITSPAN

DIDN'T HAVE ATTENTION SPAN OR ABILITY TO SIT STILL
NEEDED FOR SCHOOL 2

WAITBETR

THOUGHT OR READ THAT CHILD WOULD DO BETTER
IF OLDER WHEN STARTING K 3

WAITGRUP

NOT READY TO BE WITH FORMAL GROUP OF OTHER KIDS 4

WAITFULL

FULL-DAY K NOT AVAILABLE 5

WAITPART

PART-DAY K NOT AVAILABLE 6

WAITSCHL

SCHOOL WANTED WAS NOT AVAILABLE 7

WAITMOVE

WAITED DUE TO FAMILY MOVING 8

WAITPROB

CHILD HAS SPECIAL NEEDS OR PROBLEMS 9

WAITHOME

THINK YOUNG CHILD SHOULD BE AT HOME WITH

WAITPROG

PARENT/FAMILY 10

DIDN'T LIKE PROGRAM OR CURRICULUM/TOO ACADEMIC 11

WAITELSE

ALREADY ENROLLED IN SOMETHING ELSE

WAITOTHR

(HEAD START, ETC.) 12

OTHER (SPECIFY) 91

E8. Since (he/she) started kindergarten, has (CHILD) changed schools?
 CHNGYES
 YES 1 (GO TO E8A)
 NO..... 2 (GO TO E9)

E8A. Has (he/she) changed schools once or more than once?
 CHNGSCHL
 ONCE..... 1
 MORE THAN ONCE 2

E9. When (CHILD) was in kindergarten, was (he/she) given any kind of test to help decide if (he/she) was ready to start first grade?
 TESTFRST
 YES 1
 NO..... 2

IF CHILD ATTENDED KINDERGARTEN AND GRADE < 6, GO TO E10A
 IF CHILD ATTENDED K AND C4 = 1 AND GRADE = 6 OR 7, GO TO E17INTRO
 IF CHILD ATTENDED K AND C4 = 2 AND C5 = 1, 2, OR 3, GO TO E29INTRO

E10. What was the main reason you decided not to have (CHILD) attend kindergarten?
 WHYKIND
 FULL-DAY NOT AVAILABLE 1
 SCHOOL R WANTS NOT AVAILABLE..... 2
 DON'T THINK K IS NECESSARY 3
 CHILD IS IN AN ALTERNATIVE PROGRAM..... 4
 PREFER TO EDUCATE CHILD AT HOME..... 5
 CHILD HAS SPECIAL NEEDS/PROBLEMS..... 6
 OTHER (SPECIFY) 91

IF C4 = 1 AND GRADE = 6 or 7, GO TO E17INTRO
 IF C4 = 2 AND C5 = 1, 2, OR 3, GO TO E29INTRO

E10A. In what year and month did (CHILD) start first grade?
 FIRSTMM MONTH YEAR
 FIRSTYY

ASK E10B IF CHILD IS CURRENTLY ENROLLED (C4=1) AND DID NOT ATTEND K (E2=2), ELSE GO TO E11

E10B. Since (he/she) started first grade, has (CHILD) changed schools?
 CHNGYES2
 YES 1 (GO TO E10C)
 NO..... 2 (GO TO E11)

E10C. Has (he/she) changed schools once or more than once?
 CHNGSCH2
 ONCE..... 1
 MORE THAN ONCE 2

E11. Has (CHILD'S) school ever suggested that (he/she) repeat a grade?

YES 1
NO..... 2

E12. Since (CHILD) started first grade, has (he/she) repeated or spent more than 1 year in any grade?

YES 1
NO..... 2

IF E12 = YES, ASK E13. IF E12 = NO AND E4=2, GO TO BOX BEFORE E14
ELSE GO TO E17INTRO

E13. What grade or grades did (CHILD) repeat? [CODE ALL THAT APPLY]

	YES	NO
FIRST	1	2
SECOND.....	1	2
THIRD	1	2

ASK E14 TO E16 FOR EACH GRADE CHILD REPEATED

E14. (First, I'd like to ask you about (CHILD) spending two years in kindergarten./I'd like to ask you a few questions about the grades (CHILD) repeated.) Who first suggested that (CHILD) should repeat (GRADE)? Was it ...

You and/or your spouse/partner.....1
 (CHILD'S) teacher.....2
 (His/Her) school principal3
 (His/Her) guidance counselor.....4
 Another school staff member5
 Someone else.....6
 Two-year kindergarten program7

IF E14 > 1 (OTHER THAN PARENT), ASK E15

E15. Did you agree with that suggestion?

YES 1
NO..... 2

E16. Why did (CHILD) repeat (GRADE)?
[CODE ALL REASONS GIVEN]

REPTGRA(n)	POOR GRADES/TROUBLE WITH CLASSES.....	1
REPTMAT(n)	NOT MATURE ENOUGH.....	2
REPTBEH(n)	COULDN'T BEHAVE.....	3
REPTMOV(n)	MOVED DURING SCHOOL YEAR.....	4
REPTSIC(n)	MISSED A LOT OF SCHOOL DUE TO SICKNESS.....	5
REPTTES(n)	DID POORLY ON ASSESSMENT OR PLACEMENT TEST.....	6
REPTOTH(n)	OTHER (SPECIFY).....	91

E17INTRO Now I'd like to talk with you about (CHILD'S) current year of school.

E17. Does (CHILD) go to a public or private school?

SCHLPUBL	PUBLIC.....	1	(GO TO E18)
	PRIVATE.....	2	(GO TO E17A)

E17A. Is that private school church-related or not church-related?

SCHLCHUR	CHURCH-RELATED.....	1
	NOT CHURCH-RELATED.....	2

E18. Parents differ in how much they talk to their children about what they do in school. How often do you [or (CHILD'S) (OTHER PARENT)] talk with (him/her) about (his/her) experiences in school? Would you say . . .

TALKCHLD	Not at all.....	1
	Rarely.....	2
	Occasionally.....	3
	Regularly.....	4

E19. Has (CHILD'S) teacher or school contacted you [or (OTHER PARENT/GUARDIAN)] about any behavior problems (he/she) is having in school?

BEHAVIOR	YES.....	1
	NO.....	2

E20. Has (his/her) teacher or school contacted you [or (CHILD'S) (OTHER PARENT/GUARDIAN)] about any problems (he/she) is having with schoolwork?

SCHLWORK	YES.....	1
	NO.....	2

E21. Have you [or (CHILD'S) (OTHER PARENT/GUARDIAN)] contacted (his/her) teacher or school about any concerns you have about how (he/she) is doing in school?

CONCERNS	YES.....	1
	NO.....	2

E22. Do you feel that (CHILD'S) teacher is usually available and willing to talk with you [and (OTHER PARENT/GUARDIAN)] about how (he/she) is doing in school?
 AVAILABL

- YES 1
- NO..... 2

E23. Have you [or (OTHER PARENT/GUARDIAN)] met with (CHILD'S) teacher since the beginning of this school year, that is, since last September?
 METTEACH

- YES 1 (GO TO E24)
- NO..... 2 (GO TO E25)

E24. Were those meetings regular parent-teacher conferences and "back-to-school" nights, or were they special meetings to talk about (CHILD).
 TYPEMTG

- REGULAR MEETINGS 1
- SPECIAL MEETINGS 2
- BOTH..... 3

E25. On average, how many days each week does (CHILD) have homework?
 HOMEWORK

- NONE..... 0 (GO TO E27)
- ONE OR TWO DAYS 1 (GO TO E26)
- THREE OR FOUR DAYS..... 2 (GO TO E26)
- FIVE/EVERY DAY..... 3 (GO TO E26)

E26. How often do you [and (OTHER PARENT/GUARDIAN)] help with or check (CHILD'S) homework?
 [READ RESPONSES]
 HELPHMWK

- Not at all 1
- Rarely..... 2
- Occasionally..... 3
- Regularly 4

E27. What kind of grades is (CHILD) getting in school this year? Would you say . .
 GRADES

- Above average 1
- About average, or..... 2
- Below average..... 3
- UNGRADED..... 4

E28. What grade or year of school do you expect (CHILD) to be in next year?
 NEXTGRAD

- PRE/FIRST TRANSITIONAL FIRST..... P
- FIRST 1
- SECOND..... 2
- THIRD 3
- FOURTH..... 4
- FIFTH..... 5
- UNGRADED..... 6



E29INTRO Now I'd like to ask you some questions about any child care or early childhood education that (CHILD) received from birth [until (he/she) started first grade/until (he/she) was six years old]. We do not want to include occasional babysitting, but only arrangements you had for (CHILD) on a regular basis, whether or not there was a charge or fee.

E29A. Did (CHILD) ever receive care on a regular basis from a relative other than you [and (OTHER PARENT/GUARDIAN)]? This includes brothers and sisters, grandparents, or any other relatives.

EREL CARE
YES 1 (GO TO E29B)
NO..... 2 (GO TO E30A)

E29B. Was that care provided in your home or in another home?
ERELHOME

OWN HOME 1
OTHER HOME 2
BOTH/VARIED..... 3

E30A. Did (CHILD) ever receive care on a regular basis from someone who is not related to (him/her)? This does not include organized settings like daycare centers.

ENREL CAR
YES 1 (GO TO E30B)
NO..... 2 (GO TO E31)

E30B. Was that care provided in your home or in another home?
ENRELHOM

OWN HOME 1
OTHER HOME 2
BOTH/VARIED..... 3

E31. Did (CHILD) ever go to a daycare center?
EDAYCARE

YES 1
NO..... 2

E32. Other than the programs we have already talked about, did (CHILD) ever go to a nursery school, prekindergarten, or Head Start program?

EPREK
YES 1
NO..... 2

IF E31 OR E32 IS YES, ASK E33 AND E34, ELSE GO TO E35.

E33. Did (any of) the (daycare centers) (or) (early childhood programs) (CHILD) went to have an educational program?

EPREKINS
YES 1
NO..... 2

E34. (Were any of the programs/Was the program) (CHILD) attended a Head Start Program?

EPREKHS
YES 1
NO..... 2

Now I would like to ask you some questions about (CHILD's) experiences at home and with members of your family.

E35. About how many books does (CHILD) have of (his/her) own? [READ RESPONSES]
NUMBOOKS

- None 1
- 1 or 2 books 2
- 3 to 9 books..... 3
- 10 or more books..... 4

E36. About how often do you or other family members read stories to (CHILD)?
[READ RESPONSES]

READTO

- Never 1
- Several times a year..... 2
- Several times a month 3
- At least 3 times a week 4
- Every day..... 5

E37. About how often does (CHILD) read for enjoyment? [READ RESPONSES]

CHLDREAD

- Every day..... 1
- Several times a week 2
- Several times a month 3
- Several times a year..... 4
- Never 5

E38. Does your family get a daily newspaper?

NEWSPAPR

- YES 1
- NO..... 2

E39. Does (CHILD) get special lessons or take part in a group that encourages activities such as sports, music, art, dance, drama, and so on?

ACTIVITY

- YES 1
- NO..... 2

E40. About how many hours per day does (CHILD) watch television or videotapes?

TVHOURS

- HOURS.....
- DON'T HAVE TELEVISION..... 95 (GO TO E44)
- LESS THAN 1 HOUR..... 96

IF E40 = 0, GO TO E41A

E41. Are there family rules for (CHILD) about any of the following television-related activities?

		YES	NO
RULEWHAT	What programs (CHILD) can watch.....	1	2
RULETIME	How early or late (he/she) may watch television.....	1	2
RULEHRS	How many hours (he/she) may watch television overall.....	1	2
RULEDAYS	How many hours (he/she) may watch television on weekdays.....	1	2

ASK E41A ONLY IF E40 = 0

E41A. Is it a family rule that (CHILD) may not watch television, or is (he/she) not interested?

RULEFAM	FAMILY RULE	1	(GO TO E44)
	NOT INTERESTED	2	(GO TO E44)
	DO NOT HAVE TV.....	95	(GO TO E44)

E42. Does your family watch TV together?

FAMILYTV	YES	1	(GO TO E43)
	NO.....	2	(GO TO E44)

E43. When your family watches TV together, do you [or (OTHER PARENT/GUARDIAN)] discuss TV programs with (CHILD)?

DISCUSTV	YES	1
	NO.....	2

E44. In the past week, have you or someone in your family done the following things with (CHILD)?
[IF YES: How many times in the last week?]

	YES	NO		TIMES:	
				<u>1-2</u>	<u>3+</u>
WKREAD	Read to (him/her)	1	2	WKREADN	1 2
WKEVENT	Discussed current events	1	2	WKEVENTN	1 2
WKSCNCE	Discussed science or nature	1	2	WKSCNCEN	1 2
WKCRAFT	Done arts and crafts.....	1	2	WKCRAFTN	1 2
WKPLAY	Played games or sports.....	1	2	WKPLAYN	1 2
WKEDTV	Watched educational television.....	1	2	WKEDTVN	1 2

E45. In the past month, have you or someone in your family done the following things with (CHILD)?
 [IF NO: Has someone done this with (CHILD) in the past year?]

	MONTH		YEAR	
	YES	NO	YES	NO
Visited a library.....	1	2	1	2
Gone to a movie.....	1	2	1	2
Gone to a play, concert or other live show.....	1	2	1	2
Visited an art gallery, museum, or historical site.....	1	2	1	2
Visited a zoo or aquarium.....	1	2	1	2
Visited a playground or park.....	1	2	1	2

GO TO C8 TO COMPLETE INTERVIEW

Early Childhood Health and Parent Questions

The next questions are about (CHILD'S) health.

C8. When (CHILD) was born, did (he/she) weigh more than 5 1/2 pounds?
WEIGH5

YES..... 1 (GO TO C10)
NO..... 2 (GO TO C9)

C9. Did (he/she) weigh more than 3 pounds?
WEIGH3

YES..... 1
NO..... 2

C10. Does (CHILD) have any kind of handicapping condition?
HANDICAP

YES..... 1 (GO TO C11)
NO..... 2 (GO TO C12)

C11. What is (CHILD'S) handicapping condition? Is it . . . [READ CATEGORIES]

[CODE ONLY ONE]

HANDTYPE

A learning disability 1
Mental retardation 2
Speech impairment 3
Severe emotional disturbance 4
Hardness of hearing 5
Deafness 6
Orthopedic impairment 7
Visual impairment/blindness 8
Deafness and blindness 9
Other health problem 10
Multiple handicaps 11

ASK QUESTIONS ON MOTHER AND FATHER ONLY ONCE FOR EACH PARENT/GUARDIAN

Finally, I'd like to ask a few questions now about you [and (CHILD'S) (OTHER PARENT/GUARDIAN)].

CHILD'S MOTHER OR FEMALE GUARDIAN

C12. What is [your/(CHILD'S) (mother's/stepmother or female guardian's)] age?
MOMAGE

AGE

C13. How old (were you/was she) when (you/she) first became a mother, stepmother, or guardian?
NEWMOM

AGE

C14. What was the first language that [you/(CHILD'S) (mother/stepmother or female guardian)] learned to speak?

MOMLANG

- ENGLISH 1 (GO TO C16)
- SPANISH..... 2 (GO TO C15)
- ASIAN LANGUAGE 3 (GO TO C15)
- OTHER LANGUAGE (SPECIFY)..... 91 (GO TO C15)

C15. What language [do you/does (CHILD'S) (mother/stepmother or female guardian)] speak most at home?

MOMSPEAK

- ENGLISH 1
- SPANISH..... 2
- ASIAN LANGUAGE 3
- OTHER LANGUAGE 4

C16. What is the highest grade or year of school that [you/(CHILD'S) (mother/stepmother or female guardian)] completed?

MOMGRADE

- UP TO EIGHTH GRADE..... 1 (GO TO C18)
- 9TH TO 11TH GRADE..... 2 (GO TO C18)
- HIGH SCHOOL DIPLOMA/EQUIVALENT 3 (GO TO C18)
- VOCATIONAL/TECHNICAL AFTER HS 4 (GO TO C17)
- 1-2 YEARS OF COLLEGE..... 5 (GO TO C17)
- ASSOCIATE'S DEGREE 6 (GO TO C18)
- 3-4 YEARS OF COLLEGE..... 7 (GO TO C18)
- BACHELOR'S 8 (GO TO C18)
- GRADUATE OR PROFESSIONAL SCHOOL..... 9 (GO TO C18)
- REFUSED..... -7 (GO TO C17)
- DON'T KNOW..... -8 (GO TO C17)

C17. Did (you/she) complete a high school diploma or its equivalent?

MOMDIPL

- YES..... 1
- NO..... 2

C18. During the past week did [you/(CHILD'S) (mother/stepmother or female guardian)] work at a job for pay?

MOMWORK

- YES..... 1 (GO TO C20)
- NO..... 2 (GO TO C19)

C19. (Were you/was she) on leave or vacation from a job?

MOMLEAVE

- YES..... 1 (GO TO C20)
- NO..... 2 (GO TO C21)

C20. About how many hours per week (do you/does she) usually work for pay?
[IF HOURS VARY, PROBE FOR AVERAGE PER WEEK.]

MOMHOURS

WEEKLY HOURS (GO TO BOX BEFORE C24)

ASK C21 THRU C23 IF NOT CURRENTLY EMPLOYED FOR PAY

C21. (Have you/has she) been actively looking for work in the past four weeks?

MOMLOOK

- YES..... 1 (GO TO C22)
 NO..... 2 (GO TO C23)

C22. What (have you/has she) been doing in the last 4 weeks to find work? (CODE ALL THAT APPLY)

MOMPUBL
 MOMPRIV
 MOMEMPL
 MOMREL
 MOMADS
 MOMNOTH

- CHECKED WITH PUBLIC EMPLOYMENT AGENCY..... 1 (GO TO BOX BEFORE C24)
 CHECKED WITH PRIVATE EMPLOYMENT AGENCY 2 (GO TO BOX BEFORE C24)
 CHECKED WITH EMPLOYER DIRECTLY..... 3 (GO TO BOX BEFORE C24)
 CHECKED WITH FRIENDS OR RELATIVES..... 4 (GO TO BOX BEFORE C24)
 PLACED OR ANSWERED ADS..... 5 (GO TO BOX BEFORE C24)
 NOTHING THAT QUALIFIES..... 6 (GO TO C23)
 OTHER 91 (GO TO C23)

WHAT WAS THAT?

MOMOTHR

C23. What (were you/was she) doing most of last week?

MOMACTY

- KEEPING HOUSE/CHILD CARE..... 1
 GOING TO SCHOOL..... 2
 RETIRED..... 3
 UNABLE TO WORK..... 4
 OTHER 91

WHAT WAS THAT?

IF CHILD'S FATHER/MALE GUARDIAN IS NOT A HH MEMBER, GO TO CLOSING

CHILD'S FATHER OR MALE GUARDIAN

C24. What is the highest grade or year of school that [you/(CHILD'S) (father/stepfather or male guardian)] completed?

DADGRADE

- UP TO EIGHTH GRADE..... 1 (GO TO C26)
 9TH TO 11TH GRADE..... 2 (GO TO C26)
 HIGH SCHOOL DIPLOMA/EQUIVALENT 3 (GO TO C26)
 VOCATIONAL/TECHNICAL AFTER HS..... 4 (GO TO C25)
 1-2 YEARS OF COLLEGE..... 5 (GO TO C25)
 ASSOCIATE'S DEGREE 6 (GO TO C26)
 3-4 YEARS OF COLLEGE..... 7 (GO TO C26)
 BACHELOR'S 8 (GO TO C26)
 GRADUATE OR PROFESSIONAL SCHOOL..... 9 (GO TO C26)
 REFUSED..... -7 (GO TO C25)
 DON'T KNOW..... -8 (GO TO C25)

C25. Did (you/he) complete a high school diploma or its equivalent?

DADDIPL

- YES..... 1
 NO..... 2

C26. During the past week did [you/(CHILD'S) (father/stepfather or male guardian)] work at a job for pay?
DADWORK

YES..... 1 (GO TO C28)
NO..... 2 (GO TO C27)

C27. (Were you/was he) on leave or vacation from a job?
DADLEAVE

YES..... 1 (GO TO C28)
NO..... 2 (GO TO C29)

C28. About how many hours per week (do you/does he) usually work for pay? [IF HOURS VARY, PROBE FOR WEEKLY OR AVERAGE.]

DADHOURS

WEEKLY HOURS.....

ASK C29 THRU C31 IF NOT CURRENTLY EMPLOYED FOR PAY; ELSE GO TO CLOSING

C29. (Have you/has he) been actively looking for work in the past four weeks?
DADLOOK

YES..... 1 (GO TO C30)
NO..... 2 (GO TO C31)

C30. What (have you/has he) been doing in the last 4 weeks to find work? (CODE ALL THAT APPLY)

DADPUBL	CHECKED WITH PUBLIC EMPLOYMENT AGENCY.....	1	(GO TO CLOSING)
DADPRIV	CHECKED WITH PRIVATE EMPLOYMENT AGENCY	2	(GO TO CLOSING)
DADEMP	CHECKED WITH EMPLOYER DIRECTLY.....	3	(GO TO CLOSING)
DADREL	CHECKED WITH FRIENDS OR RELATIVES.....	4	(GO TO CLOSING)
DADADS	PLACED OR ANSWERED ADS.....	5	(GO TO CLOSING)
DADNOTH	NOTHING.....	6	(GO TO C31)
DADOTHR	OTHER (SPECIFY)	91	(GO TO C31)

WHAT WAS THAT?

C31. What (were you/was he) doing most of last week?
DADACTY

KEEPING HOUSE/CHILD CARE..... 1
GOING TO SCHOOL..... 2
RETIRED..... 3
UNABLE TO WORK..... 4
OTHER..... 91

WHAT WAS THAT?

CLOSING:

Thank you very much for your cooperation. Just a moment while I check to see if there is anyone else I need to ask you about or someone else with whom I need to speak.

APPENDIX B
VARIABLE LISTS:
PREPRIMARY FILE AND PRIMARY FILE

PREPRIMARY FILE VARIABLES

VARIABLE NAME	VARIABLE LABEL	FORMAT	LENGTH	START COLUMN	END COLUMN
PERSID	PERS KEY = BASEID 2-DIGIT PERSNUM	A	9	1	9
HISPANIC	S5/S10C/S11 HISPANIC ETHNICITY	N	2	10	11
RACE	S5/S10B/S11 PERSON'S RACE	I:	2	12	13
PARNRELN	S7/S9 PERSON AT S6-RELATIONSHIP TO CHILD	N	2	14	15
GENDER	S5 PERSON'S GENDER	A	2	16	17
NUMPERS	S17 TOTAL NUMBER OF PEOPLE LIVING IN HH	N	2	18	19
HOMETYPE	S19 TYPE OF HOME	N	2	20	21
OWNHOME	S20 OWN HOME	N	2	22	23
INCOMRNG	S22A TOTAL HOUSEHOLD INCOME - RANGE	N	2	24	25
DOBMM	C1 MONTH OF BIRTH	N	2	26	27
DOBY	C1 YEAR OF BIRTH	N	2	28	29
MOTHER	C2A MOTHER LIVES IN HOUSEHOLD WITH CHILD	N	2	30	31
FEMGUARD	C2B FEMALE GUARDIAN LIVES W/ CHILD	N	2	32	33
FATHER	C2C FATHER LIVES W/CHILD	N	2	34	35
MALGUARD	C2D MALE GUARDIAN LIVES W/ CHILD	N	2	36	37
SIBLING	C2E SIBLING LIVES W/ CHILD	N	2	38	39
GRNDPARN	C2F GRANDPARENT LIVES W/ CHILD	N	2	40	41
OTHREL	C2G OTHER RELATIVE LIVES W/CHILD	N	2	42	43
NONREL	C2H NON-RELATIVE LIVES W/ CHILD	N	2	44	45
PARNMARI	C3 CHILD'S PARENTS' MARITAL STATUS	N	2	46	47
ENROLL	C4 CHILD ATTENDING OR ENROLLED IN SCHOOL	N	2	48	49
HOMESCHL	C5 HOME SCHOOLING OR TUTORING	N	2	50	51
GRADE	C6 GRADE OR YEAR CHILD IS ATTENDING	A	2	52	53
GRADEEQ	C7 GRADE EQUIVALENT IF REGULAR GRADES	A	2	54	55
LASTYEAR	C7A GRADE OR YEAR OF SCHOOL CHILD IN LAS	A	2	56	57
RELCARE	P1A NOW RECEIVE CARE FROM RELATIVE	N	2	58	59
RELHOME	P1B RELATIVE CARE IN CHILD'S HOME	N	2	60	61
RELHRS	P1C HOURS OF CARE PER WEEK-RELATIVE	N	2	62	63
RELEVER	P1D EVER RECEIVE CARE FROM RELATIVE	N	2	64	65
NRELCARE	P2A NOW RECEIVE CARE FROM NONRELATIVE	N	2	66	67
NRELHOME	P2B NONRELATIVE CARE IN CHILD'S HOME	N	2	68	69
NRELHRS	P2C HOURS OF CARE PER WEEK-NONRELATIVE	N	2	70	71
NRELEVER	P2D EVER RECEIVED CARE FROM NONRELATIVE	N	2	72	73
DAYCARE	P3A CHILD NOW ATTENDS DAYCARE CENTER	N	2	74	75
DAYCNUM	P3B # OF DAYCARE CENTERS NOW ATTENDING	N	2	76	77
DAYCDAY1	P3C # OF DAYS EA WK CHILD ATTENDS REC# 1	N	2	78	79
DAYCDAY2	P3C # OF DAYS EA WK CHILD ATTENDS REC# 2	N	2	80	81
DAYCDAY3	P3C # OF DAYS EA WK CHILD ATTENDS REC# 3	N	2	82	83
DAYCHRS1	P3D HOURS EACH WEEK CHILD ATTENDS REC# 1	N	2	84	85
DAYCHRS2	P3D HOURS EACH WEEK CHILD ATTENDS REC# 2	N	2	86	87
DAYCHRS3	P3D HOURS EACH WEEK CHILD ATTENDS REC# 3	N	2	88	89
DAYCPRG1	P3E DAYCARE CENTER - FULL DAY/PAR REC# 1	N	2	90	91
DAYCPRG2	P3E DAYCARE CENTER - FULL DAY/PAR REC# 2	N	2	92	93
DAYCPRG3	P3E DAYCARE CENTER - FULL DAY/PAR REC# 3	N	2	94	95
DAYCINS1	P3F DAYCARE CENTER-PRESCHOOL INST REC# 1	N	2	96	97
DAYCINS2	P3F DAYCARE CENTER-PRESCHOOL INST REC# 2	N	2	98	99
DAYCINS3	P3F DAYCARE CENTER-PRESCHOOL INST REC# 3	N	2	100	101
DAYCHEA1	P3G DAYCARE CENTER-HEAD START PRO REC# 1	N	2	102	103
DAYCHEA2	P3G DAYCARE CENTER-HEAD START PRO REC# 2	N	2	104	105
DAYCHEA3	P3G DAYCARE CENTER-HEAD START PRO REC# 3	N	2	106	107
DAYCKID1	P3H # KIDS IN DAYCARE CENTER GROU REC# 1	N	2	108	109
DAYCKID2	P3H # KIDS IN DAYCARE CENTER GROU REC# 2	N	2	110	111
DAYCKID3	P3H # KIDS IN DAYCARE CENTER GROU REC# 3	N	2	112	113
DAYCADL1	P3I # ADULTS IN DAYCARE CENTER GR REC# 1	N	2	114	115
DAYCADL2	P3I # ADULTS IN DAYCARE CENTER GR REC# 2	N	2	116	117
DAYCADL3	P3I # ADULTS IN DAYCARE CENTER GR REC# 3	N	2	118	119
DAYCTAL1	P3J DAYCARE CENTER-TALK ABOUT STA REC# 1	N	2	120	121

BEST COPY AVAILABLE

VARIABLE NAME	VARIABLE LABEL	FORMAT	LENGTH	START COLUMN	END COLUMN
DAYCTAL2	P3J DAYCARE CENTER-TALK ABOUT STA REC# 2	H	2	122	123
DAYCTAL3	P3J DAYCARE CENTER-TALK ABOUT STA REC# 3	N	2	124	125
DAYCDRO1	P3K DAYCARE CENTER-DROP IN W/OUT REC# 1	N	2	126	127
DAYCDRO2	P3K DAYCARE CENTER-DROP IN W/OUT REC# 2	N	2	128	129
DAYCDRO3	P3K DAYCARE CENTER-DROP IN W/OUT REC# 3	N	2	130	131
DAYCCAL1	P3L DAYCARE CENTER-TEACHER CALLED REC# 1	N	2	132	133
DAYCCAL2	P3L DAYCARE CENTER-TEACHER CALLED REC# 2	N	2	134	135
DAYCCAL3	P3L DAYCARE CENTER-TEACHER CALLED REC# 3	N	2	136	137
DAYCACT1	P3M DAYCARE CENTER-TALK W/ CHILD, REC# 1	N	2	138	139
DAYCACT2	P3M DAYCARE CENTER-TALK W/ CHILD, REC# 2	N	2	140	141
DAYCACT3	P3M DAYCARE CENTER-TALK W/ CHILD, REC# 3	N	2	142	143
DAYCEVER	P3N EVER ATTENDED DAYCARE CENTER	N	2	144	145
DAYCEVIN	P3O DAYCARE CENTER HAD PRESCHL INSTRUCTN	N	2	146	147
DAYCEVHS	P3P DAYCARE CENTER HAD HEAD START PROGRM	N	2	148	149
PREKNURS	P4A NOW ATTENDING NURSERY/PREKINDERGARTN	N	2	150	151
PREKNUM	P4B # OF PREKINDERGARTENS NOW ATTENDING	N	2	152	153
PREKTP1	P4TYPE TYPE OF PROGRAM REC# 1	N	2	154	155
PREKTP2	P4TYPE TYPE OF PROGRAM REC# 2	N	2	156	157
PREKTP3	P4TYPE TYPE OF PROGRAM REC# 3	N	2	158	159
PREKTP4	P4TYPE TYPE OF PROGRAM REC# 4	N	2	160	161
PREKHS1	P4HS HEAD START PROGRAM IN SCHOOL REC# 1	N	2	162	163
PREKHS2	P4HS HEAD START PROGRAM IN SCHOOL REC# 2	N	2	164	165
PREKHS3	P4HS HEAD START PROGRAM IN SCHOOL REC# 3	N	2	166	167
PREKHS4	P4HS HEAD START PROGRAM IN SCHOOL REC# 4	N	2	168	169
PREKDAY1	P4C # DAYS EACH WEEK IN PREKINDER REC# 1	N	2	170	171
PREKDAY2	P4C # DAYS EACH WEEK IN PREKINDER REC# 2	N	2	172	173
PREKDAY3	P4C # DAYS EACH WEEK IN PREKINDER REC# 3	N	2	174	175
PREKDAY4	P4C # DAYS EACH WEEK IN PREKINDER REC# 4	N	2	176	177
PREKHRS1	P4D # HOURS EACH WEEK IN PREKINDE REC# 1	N	2	178	179
PREKHRS2	P4D # HOURS EACH WEEK IN PREKINDE REC# 2	N	2	180	181
PREKHRS3	P4D # HOURS EACH WEEK IN PREKINDE REC# 3	N	2	182	183
PREKHRS4	P4D # HOURS EACH WEEK IN PREKINDE REC# 4	N	2	184	185
PREKPRG1	P4E PREKINDERGARTEN-FULL OR PART REC# 1	N	2	186	187
PREKPRG2	P4E PREKINDERGARTEN-FULL OR PART REC# 2	N	2	188	189
PREKPRG3	P4E PREKINDERGARTEN-FULL OR PART REC# 3	N	2	190	191
PREKPRG4	P4E PREKINDERGARTEN-FULL OR PART REC# 4	N	2	192	193
PREKINS1	P4F PREKINDERGARTEN-PRESCHOOL INS REC# 1	N	2	194	195
PREKINS2	P4F PREKINDERGARTEN-PRESCHOOL INS REC# 2	N	2	196	197
PREKINS3	P4F PREKINDERGARTEN-PRESCHOOL INS REC# 3	N	2	198	199
PREKINS4	P4F PREKINDERGARTEN-PRESCHOOL INS REC# 4	N	2	200	201
PREKHEA1	P4G P4F PREKINDERGARTEN-HEAD STAR REC# 1	N	2	202	203
PREKHEA2	P4G P4F PREKINDERGARTEN-HEAD STAR REC# 2	N	2	204	205
PREKHEA3	P4G P4F PREKINDERGARTEN-HEAD STAR REC# 3	N	2	206	207
PREKHEA4	P4G P4F PREKINDERGARTEN-HEAD STAR REC# 4	N	2	208	209
PREKKID1	P4H PREKINDERGARTEN-# KIDS IN GRO REC# 1	N	2	210	211
PREKKID2	P4H PREKINDERGARTEN-# KIDS IN GRO REC# 2	N	2	212	213
PREKKID3	P4H PREKINDERGARTEN-# KIDS IN GRO REC# 3	N	2	214	215
PREKKID4	P4H PREKINDERGARTEN-# KIDS IN GRO REC# 4	N	2	216	217
PREKADL1	P4I PREKINDERGARTEN-# ADULTS IN G REC# 1	N	2	218	219
PREKADL2	P4I PREKINDERGARTEN-# ADULTS IN G REC# 2	N	2	220	221
PREKADL3	P4I PREKINDERGARTEN-# ADULTS IN G REC# 3	N	2	222	223
PREKADL4	P4I PREKINDERGARTEN-# ADULTS IN G REC# 4	N	2	224	225
PREKTAL1	P4J PREKINDERGARTEN TALK ABOUT ST REC# 1	N	2	226	227
PREKTAL2	P4J PREKINDERGARTEN TALK ABOUT ST REC# 2	N	2	228	229
PREKTAL3	P4J PREKINDERGARTEN TALK ABOUT ST REC# 3	N	2	230	231
PREKTAL4	P4J PREKINDERGARTEN TALK ABOUT ST REC# 4	N	2	232	233
PREKDRO1	P4K PREKINDERGARTEN-DROP IN W/OUT REC# 1	N	2	234	235

VARIABLE NAME	VARIABLE LABEL	FORMAT	LENGTH	START COLUMN	END COLUMN
PREKDRO2	P4K PREKINDERGARTEN-DROP IN W/OUT REC# 2	N	2	236	237
PREKDRO3	P4K PREKINDERGARTEN-DROP IN W/OUT REC# 3	N	2	238	239
PREKDRO4	P4K PREKINDERGARTEN-DROP IN W/OUT REC# 4	N	2	240	241
PREKCAL1	P4L PREKINDERGARTEN-CALLED AB PRO REC# 1	N	2	242	243
PREKCAL2	P4L PREKINDERGARTEN-CALLED AB PRO REC# 2	N	2	244	245
PREKCAL3	P4L PREKINDERGARTEN-CALLED AB PRO REC# 3	N	2	246	247
PREKCAL4	P4L PREKINDERGARTEN-CALLED AB PRO REC# 4	N	2	248	249
PREKACT1	P4M PREKINDERGARTEN-TALK W/CHILD, REC# 1	N	2	250	251
PREKACT2	P4M PREKINDERGARTEN-TALK W/CHILD, REC# 2	N	2	252	253
PREKACT3	P4M PREKINDERGARTEN-TALK W/CHILD, REC# 3	N	2	254	255
PREKACT4	P4M PREKINDERGARTEN-TALK W/CHILD, REC# 4	N	2	256	257
PREKEVER	P4N EVER ATTENDED PREKINDERGARTEN	N	2	258	259
PREKTYP2	P4TY2 TYPE OF PROGRAM IN P4TYPE2	N	2	260	261
PREKEVIN	P4O PREKINDERGARTEN HAD PRESCHL INSTRCTN	N	2	262	263
PREKEVHS	P4P PREKINDERGARTEN WAS HEAD START PRGRM	N	2	264	265
CARE	P5A OTHER CHILD CARE ARRANGEMENTS	N	2	266	267
CARENUM	P5B # ADDITIONAL CHILD CARE ARRANGEMENTS	N	2	268	269
PROGCO1	P5C CODED VALUE VARIABLE REC# 1	A	2	270	271
PROGCO2	P5C CODED VALUE VARIABLE REC# 2	A	2	272	273
PROGCO3	P5C CODED VALUE VARIABLE REC# 3	A	2	274	275
PROGDAY1	P5D # OF DAYS PER WEEK CHILD GOES REC# 1	N	2	276	277
PROGDAY2	P5D # OF DAYS PER WEEK CHILD GOES REC# 2	N	2	278	279
PROGDAY3	P5D # OF DAYS PER WEEK CHILD GOES REC# 3	N	2	280	281
PROGHR1	P5E # OF HOURS CHILD GOES TO ARRA REC# 1	N	2	282	283
PROGHR2	P5E # OF HOURS CHILD GOES TO ARRA REC# 2	N	2	284	285
PROGHR3	P5E # OF HOURS CHILD GOES TO ARRA REC# 3	N	2	286	287
STRTKIND	P6 WHEN IS CHILD EXPECTED TO START KIND	N	2	288	289
NOKIND	P6A WHY NOT SENDING CHILD TO KINDERGARTN	N	2	290	291
KINDFALL	P7 CHILD OLD ENOUGH TO START KINDERGARTN	N	2	292	293
KINDWHEN	P8 ENROLL WHEN OLD ENOUGH FOR KINDERGRTN	N	2	294	295
KINDMAT	P9 NOT MATURE ENOUGH FOR K	N	2	296	297
KINDSPAN	P9 DIDN'T HAVE ATTENTION SPAN FOR K	N	2	298	299
KINDBETR	P9 BETTER IF CHILD OLDER WHEN STARTING K	N	2	300	301
KINDGRUP	P9 NOT READY TO BE WITH FORMAL GROUP IN	N	2	302	303
KINDFUL	P9 FULL-DAY K NOT AVAIL	N	2	304	305
KINDPART	P9 PART-DAY K NOT AVAILABLE	N	2	306	307
KINDSCHL	P9 SCHOOL WANTED WAS NOT AVAILABLE FOR K	N	2	308	309
KINDMOVE	P9 WAITED DUE TO FAMILY MOVING	N	2	310	311
KINDPROB	P9 CHILD HAS SPECIAL NEEDS OR PROBLEMS	N	2	312	313
KINDHOME	P9 CH'LD SHOULD BE HOME WITH FAMILY	N	2	314	315
KINDPROG	P9 TOO ACADEMIC FOR CHILD	N	2	316	317
KINDELSE	P9 ALREADY ENROLLED IN SOMETHING ELSE	N	2	318	319
KINDOTHR	P9 OTHER	N	2	320	321
KINDNUM	P10 CHILD ATTENDS 1 OR 2 KINDERGARTENS	N	2	322	323
KINDPUB1	P11 KINDERGARTEN PUBLIC OR PRIVAT REC# 1	N	2	324	325
KINDPUB2	P11 KINDERGARTEN PUBLIC OR PRIVAT REC# 2	N	2	326	327
KINDCHU1	P12 KINDERGARTEN CHURCH-RELATED REC# 1	N	2	328	329
KINDCHU2	P12 KINDERGARTEN CHURCH-RELATED REC# 2	N	2	330	331
FULLDAY1	P13 KINDERGARTEN FULL OR PART DAY REC# 1	N	2	332	333
FULLDAY2	P13 KINDERGARTEN FULL OR PART DAY REC# 2	N	2	334	335
AFTRKIND	P14 AFTER KINDERGARTEN CHILD CARE	N	2	336	337
KINDYEAR	P15 FIRST OR SECOND YEAR OF KINDERGARTEN	N	2	338	339
SECKGRAD	P15A POOR GRADES/TROUBLE WITH CLASSES	N	2	340	341
SECKMAT	P15A NOT MATURE ENOUGH TO LEAVE K	N	2	342	343
SECKBEHV	P15A COULDN'T BEHAVE TO LEAVE K	N	2	344	345
SECKMOVE	P15A MOVED DURING SCHOOL YEAR	N	2	346	347
SECKSICK	P15A MISSED A LOT OF SCHOOL DUE TO SICKN	N	2	348	349

VARIABLE NAME	VARIABLE LABEL	FORMAT	LENGTH	START COLUMN	END COLUMN
SECKTEST	P15A DID POORLY ON ASSESSMENT TEST	N	2	350	351
SECKPLAN	P15A KINDERGARTEN 2ND YEAR-PLANNED	N	2	352	353
SECKOTHR	P15A OTHER REASON STAYED IN K	N	2	354	355
KINDNROL	P16 ENROLLED IN KINDERGARTEN WHEN OF AGE	N	2	356	357
WHYMAT	P17 NOT MATURE ENOUGH	N	2	358	359
WHYSPAN	P17 DIDN'T HAVE ATTENTION SPAN K	N	2	360	361
WHYBETR	P17 BETTER IF CHILD OLDER WHEN STARTING	N	2	362	363
WHYGRUP	P17 NOT READY TO BE WITH FORMAL GROUP IN	N	2	364	365
WHYFULL	P17 FULL-DAY K NOT AVAILABLE	N	2	366	367
WHYPART	P17 PART-DAY K NOT AVAILABLE	N	2	368	369
WHYSCHL	P17 SCHOOL WANTED WAS NOT AVAILABLE FOR	N	2	370	371
WHYMOVE	P17 WAITED DUE TO FAMILY MOVING	N	2	372	373
WHYPROB	P17 CHILD HAS SPECIAL NEEDS OR PROBLEMS	N	2	374	375
WHYHOME	P17 CHILD SHOULD BE HOME WITH FAMILY	N	2	376	377
WHYPROG	P17 TOO ACADEMIC FOR CHILD	N	2	378	379
WHYELSE	P17 ALREADY ENROLLED IN SOMETHING ELSE	N	2	380	381
WHYOTHR	P17 OTHER REASON TO WAIT BEFORE K	N	2	382	383
FALLGRAD	P18 CHILD'S EXPECTED GRADE NEXT FALL	N	2	384	385
READTO	P19/E36 HOW OFTEN READ TO CHILD	N	2	386	387
NUMBOOKS	P20/E35 HOW MANY KIDS BOOKS CHILD HAVE	N	2	388	389
NEWSPAPR	P21/E38 DOES FAMILY GET DAILY NEWSPAPER	N	2	390	391
TVHOURS	P22/E40 HOURS PER DAY WATCHING TV/VIDEO	N	2	392	393
RULEWHAT	P23/E41 ANY RULES ABOUT WHAT PROGRAMS	N	2	394	395
RULETIME	P23/E41 ANY RULES ABOUT HOW EARLY/LATE	N	2	396	397
RULEHRS	P23/E41 ANY RULES ABOUT # HOURS WATCHED	N	2	398	399
RULEDAYS	E41 P23/E41 ANY RULES AB WEEKDAY TV HOUR	N	2	400	401
RULEFAM	P23A FAMILY RULE OR NOT INTERESTED IN TV	N	2	402	403
WKREAD	P24/E44 READ TO CHILD IN PAST WEEK	N	2	404	405
WKREADN	P24/E44 # TIMES READ TO CHILD IN PAST WK	N	2	406	407
WKWORDS	P24 TAUGHT CHILD LETTERS, WORDS, NUMBERS	N	2	408	409
WKWORDSN	P24 # TIMES TAUGHT LETTERS, WORDS, NUMBERS	N	2	410	411
WKMUSIC	P24 TAUGHT CHIL SONGS/MUSIC PAST WEEK	N	2	412	413
WKMUSICN	P24 # TIMES TAUGHT CHILD SONGS/MUSIC	N	2	414	415
WKSTORY	P24 TOLD CHILD A STORY IN PAST WEEK	N	2	416	417
WKSTORYN	P24 # TIMES TOLD CHILD A STORY	N	2	418	419
WKSANG	P24 SANG A SONG WITH CHILD IN PAST WEEK	N	2	420	421
WKSANGN	P24 # TIMES SANG SONG WITH CHILD	N	2	422	423
WKCRAFT	P24/E44 ARTS & CRAFTS W/CHILD PAST WEEK	N	2	424	425
WKCRAFTN	P24/E44 # TIMES ARTS & CRAFTS W/ CHILD	N	2	426	427
WKPLAY	P24/E44 PLAYED GAMES/SPORTS PAST WEEK	N	2	428	429
WKPLAYN	P24/E44 # TIMES PLAYED GAMES/SPORTS	N	2	430	431
WKEDTV	P24/E44 WATCHED EDUC TV W/CHILD LAST WK	N	2	432	433
WKEDTVN	P24/E44 # TIMES WATCHED EDUC TV LAST WK	N	2	434	435
LIBRAYMO	P25/E45 VISITED LIBRARY IN PAST MONTH	N	2	436	437
LIBRAYYR	P25/E45 VISITED LIBRARY IN PAST YEAR	N	2	438	439
MOVIEMO	P25/E45 GONE TO A MOVIE IN PAST MONTH	N	2	440	441
MOVIEYR	P25/E45 GONE TO A MOVIE IN PAST YEAR	N	2	442	443
CONCRTMO	P25/E45 TO PLAY/CONCERT/SHOW PAST MONTH	N	2	444	445
CONCRTYR	P25/E45 TO PLAY/CONCERT/SHOW PAST YEAR	N	2	446	447
MUSEUMMO	P25/E45 VISITED GALLERY/MUSEUM PAST MNTH	N	2	448	449
MUSEUMYR	P25/E45 VISITED GALLERY/MUSEUM PAST YEAR	N	2	450	451
ZOOMO	P25/E45 VISITED ZOO/AQUARIUM PAST MONTH	N	2	452	453
ZOORYR	P25/E45 VISITED ZOO/AQUARIUM PAST YEAR	N	2	454	455
PARKMO	P25/E45 VISITED PLAYGROUND/PARK PAST MTH	N	2	456	457
PARKYR	P25/E45 VISITED PLAYGROUND/PARK PAST YR	N	2	458	459
WEIGH5	C8 WEIGH MORE THAN 5 1/2 LBS AT BIRTH	N	2	460	461
WEIGH3	C9 WEIGH MORE THAN 3 LBS AT BIRTH	N	2	462	463

VARIABLE NAME	VARIABLE LABEL	FORMAT	LENGTH	START COLUMN	END COLUMN
HANDICAP	C10 CHILD HAVE ANY TYPE OF HANDICAP	N	2	464	465
HANDTYPE	C11 CHILD'S HANDICAPPING CONDITION	N	2	466	467
MOMAGE	C12 CHILDS MOTHERS/FEMALE GUARD'S AGE	N	2	468	469
NEWMOM	C13 AGE WHEN FIRST BECAME MOTHER	N	2	470	471
MOMLANG	C14 FIRST LANGUAGE SPOKEN BY MOTHER	M	2	472	473
MOMSPEAK	C15 LANGUAGE SPOKEN MOST BY MOTHER	N	2	474	475
MOMGRADE	C16 HIGHEST GRADE COMPLETED - MOTHER	N	2	476	477
MOMDIPL	C17 MOTHER - HS DIPLOMA BEFORE VOCATION	N	2	478	479
MOMWORK	C18 MOTHER WORK FOR PAY LAST WEEK	N	2	480	481
MOMLEAVE	C19 MOTHER ON LEAVE OR VACATION LAST WK	N	2	482	483
MOMHOURS	C20 HOURS PER WEEK MOTHER WORKS FOR PAY	N	2	484	485
MOMLOOK	C21 MOTHER LOOKING FOR WORK PAST 4 WEEKS	N	2	486	487
MOMPUBL	C22 MOTHER-PUBLIC EMPLOYMENT AGENCY	H	2	488	489
MOMPRIV	C22 MOTHER-PRIVATE EMPLOYMENT AGENCY	N	2	490	491
MOMEMPL	C22 MOTHER-CHECKED W/ EMPLOYER DIRECTLY	N	2	492	493
MOMREL	C22 MOTHER-CHECKED W/ FRIENDS/RELATIVES	N	2	494	495
MOMADS	C22 MOTHER-PLACED OR ANSWERED ADS	N	2	496	497
MOMNOTH	C22 MOTHER-DID NOTHING TO FIND WORK	N	2	498	499
MOMOTHR	C22 WHAT HAS MOTHER BEEN DOING IN LAST 4	N	2	500	501
MOMACTY	C23 MOTHER'S MAIN ACTIVITY LAST WEEK	N	2	502	503
DADGRADE	C24 HIGHEST GRADE COMPLETED - FATHER	N	2	504	505
DADDIPL	C25 FATHER-HS DIPLOMA BEFORE VOCATION	N	2	506	507
DADWORK	C26 FATHER WORK FOR PAY LAST WEEK	N	2	508	509
DADLEAVE	C27 FATHER ON LEAVE OR VACATION LAST WK	N	2	510	511
DADHOURS	C28 HOURS PER WEEK FATHER WORKS FOR PAY	N	2	512	513
DADLOOK	C29 FATHER LOOKING FOR WORK PAST 4 WEEKS	N	2	514	515
DADPUBL	C30 FATHER-PUBLIC EMPLOYMENT AGENCY	N	2	516	517
DADPRIV	C30 FATHER-PRIVATE EMPLOYMENT AGENCY	N	2	518	519
DADEMP	C30 FATHER-CHECKED W/ EMPLOYER DIRECTLY	N	2	520	521
DADREL	C30 FATHER-CHECKED W/ FRIENDS/RELATIVES	N	2	522	523
DADADS	C30 FATHER-PLACED OR ANSWERED ADS	N	2	524	525
DADNOTH	C30 FATHER-DID NOTHING TO FIND WORK	N	2	526	527
DADOTHR	C30 WHAT HAS DAD BEEN DOING IN LAST 4 WK	N	2	528	529
DADACTY	C31 FATHER'S MAIN ACTIVITY LAST WEEK	N	2	530	531
AGE90	D: CALCULATED AGE AS OF JAN. 1, 1991(C1)	N	2	532	533
AGEKIND	D: AGE YRS&MO AT ENTRY INTO KGARTEN	A	4	534	537
ALLGRADE	D: CHD'S GRADE IN GRDED & UNGR SCH	A	2	538	539
ANYCARE	D: PREPRIM CHLD NOW IN REG NONPAR CARE	N	2	540	541
CENSUSDV	CENSUS DIVISION	N	2	542	543
CENSUSRG	CENSUS REGION	N	2	544	545
DADEMPD	D: WORK STATUS OF FATHER/STEPF/M GUAR	N	2	546	547
DADLABOR	D: FATHER LABOR FORCE PARTICN	N	2	548	549
DCNFLAG	FLAG FOR DOUBLE-COUNTED DAYCARE/PREK	N	2	550	551
EVERCARE	D: CUR/PAST REG NONPARENTAL CARE	N	2	552	553
NRELOTHR	D: CURRENTLY IN NONRELATIVE CARE OTHER WOMEN	N	2	554	555
FAMTYPE	D: ONE/TWO/NO PARENT IN HH	N	2	556	557
HRSCARE	D: TOTAL HRS/WEEK IN REG NONPAR CARE	N	3	558	560
MAINRSLT	RESULT FOR THIS RESPONDENT	A	2	561	562
MOMEMPLD	D: WORK STATUS OF MOTHER/STEMP/F GUAR	N	2	563	564
MOMLABOR	D: MOTHER/STEMP/FGUAR LABOR FORCE PARTIC	N	2	565	566
PARGRADE	D: HIGHEST LEVEL OF PARENTAL EDUCATION	N	2	567	568
PARNTCOL	D: PARENTS COLLEGE EDUCATION	N	2	569	570
PARNTHS	D: PARENTS HIGH SCHOOL EDUCATION	N	2	571	572
PRIMCARE	D: PRIMARY/NONPARENTAL CARE ARRANGEMENT	N	2	573	574
PSU	FOR TAYLOR SERIES VAR APPROXIMATION	A	2	575	576
RACEETHN	D: RACE-ETHNICITY	N	2	577	578
RATIODC	D: ROUNDED RATIO CH/ADULTS IN DAYC	N	2	579	580

VARIABLE NAME	VARIABLE LABEL	FORMAT	LENGTH	START COLUMN	END COLUMN
RATIOPRK	D:ROUNDED RATIO CH/ADULTS IN PREK NUR	N	2	581	582
REGION	DEPARTMENT OF EDUCATION REGION	N	2	583	584
REPTKIND	D: 2 YRS IN KINDERGARTEN-TYPE PROGRAM	N	?	585	586
TEENMOM	D: MOM/GUARD: AGE FIRST BECAME MOTHER	N	2	587	588
TYPECARE	D: CURRENT CH CARE HOME/CENTER/BOTH	N	2	589	590
URBAN	URBANICITY	N	2	591	592
VSTRAT	STRATUM FOR TAYLOR SERIES APPROXIMATION	A	2	593	594
DADDIPLF	IMPUTATION FLAG FOR DADDIPL	N	2	595	596
DADGRADF	IMPUTATION FLAG FOR DADGRADE	N	2	597	598
DADWORKF	IMPUTATION FLAG FOR DADWORK	N	2	599	600
ENROLLF	IMPUTATION FLAG FOR ENROLL	N	2	601	602
GENDERF	IMPUTATION FLAG FOR GENDER	N	2	603	604
GRADEF	IMPUTATION FLAG FOR GRADE	N	2	605	606
HANDICAF	IMPUTATION FLAG FOR HANDICAP	N	2	607	608
HISPANIF	IMPUTATION FLAG FOR HISPANIC	N	2	609	610
INCOMRNF	INCOMRNG IMPUTED FLAG	N	2	611	612
MOMAGEF	IMPUTATION FLAG FOR MOMAGE	N	2	613	614
MOMDIPLF	IMPUTATION FLAG FOR MOMDIPL	N	2	615	616
MOMGRADF	IMPUTATION FLAG FOR MOMGRADE	N	2	617	618
MOMLANGF	IMPUTATION FLAG FOR MOMLANG	N	2	619	620
MOMWORKF	IMPUTATION FLAG FOR MOMWORK	N	2	621	622
NEWMOMF	IMPUTATION FLAG FOR NEWMOM	N	2	623	624
NUMPERSF	NUMPERS IMPUTED FLAG	N	2	625	626
OWNHOMEF	OWNHOME IMPUTED FLAG	N	2	627	628
PARNMARF	IMPUTATION FLAG FOR PARNMARI	N	2	629	630
RACEF	IMPUTATION FLAG FOR RACE	N	2	631	632
WEIGH5F	IMPUTATION FLAG FOR WEIGH5	N	2	633	634
EWGT	FINAL CHILD WEIGHT	N	10.3	635	644
EWREPL1	REPLICATE WEIGHT	N	10.3	645	654
EWREPL2	REPLICATE WEIGHT	N	10.3	655	664
EWREPL3	REPLICATE WEIGHT	N	10.3	665	674
EWREPL4	REPLICATE WEIGHT	N	10.3	675	684
EWREPL5	REPLICATE WEIGHT	N	10.3	685	694
EWREPL6	REPLICATE WEIGHT	N	10.3	695	704
EWREPL7	REPLICATE WEIGHT	N	10.3	705	714
EWREPL8	REPLICATE WEIGHT	N	10.3	715	724
EWREPL9	REPLICATE WEIGHT	N	10.3	725	734
EWREPL10	REPLICATE WEIGHT	N	10.3	735	744
EWREPL11	REPLICATE WEIGHT	N	10.3	745	754
EWREPL12	REPLICATE WEIGHT	N	10.3	755	764
EWREPL13	REPLICATE WEIGHT	N	10.3	765	774
EWREPL14	REPLICATE WEIGHT	N	10.3	775	784
EWREPL15	REPLICATE WEIGHT	N	10.3	785	794
EWREPL16	REPLICATE WEIGHT	N	10.3	795	804
EWREPL17	REPLICATE WEIGHT	N	10.3	805	814
EWREPL18	REPLICATE WEIGHT	N	10.3	815	824
EWREPL19	REPLICATE WEIGHT	N	10.3	825	834
EWREPL20	REPLICATE WEIGHT	N	10.3	835	844
EWREPL21	REPLICATE WEIGHT	N	10.3	845	854
EWREPL22	REPLICATE WEIGHT	N	10.3	855	864
EWREPL23	REPLICATE WEIGHT	N	10.3	865	874
EWREPL24	REPLICATE WEIGHT	N	10.3	875	884
EWREPL25	REPLICATE WEIGHT	N	10.3	885	894
EWREPL26	REPLICATE WEIGHT	N	10.3	895	904
EWREPL27	REPLICATE WEIGHT	N	10.3	905	914
EWREPL28	REPLICATE WEIGHT	N	10.3	915	924
EWREPL29	REPLICATE WEIGHT	N	10.3	925	934

VARIABLE NAME	VARIABLE LABEL	FORMAT	LENGTH	START COLUMN	END COLUMN
EWREPL30	REPLICATE WEIGHT	N	10.3	935	944
EWREPL31	REPLICATE WEIGHT	N	10.3	945	954
EWREPL32	REPLICATE WEIGHT	N	10.3	955	964
EWREPL33	REPLICATE WEIGHT	N	10.3	965	974
EWREPL34	REPLICATE WEIGHT	N	10.3	975	984
EWREPL35	REPLICATE WEIGHT	N	10.3	985	994
EWREPL36	REPLICATE WEIGHT	N	10.3	995	1004
EWREPL37	REPLICATE WEIGHT	N	10.3	1005	1014
EWREPL38	REPLICATE WEIGHT	N	10.3	1015	1024
EWREPL39	REPLICATE WEIGHT	N	10.3	1025	1034
EWREPL40	REPLICATE WEIGHT	N	10.3	1035	1044
EWREPL41	REPLICATE WEIGHT	N	10.3	1045	1054
EWREPL42	REPLICATE WEIGHT	N	10.3	1055	1064
EWREPL43	REPLICATE WEIGHT	N	10.3	1065	1074
EWREPL44	REPLICATE WEIGHT	N	10.3	1075	1084
EWREPL45	REPLICATE WEIGHT	N	10.3	1085	1094
EWREPL46	REPLICATE WEIGHT	N	10.3	1095	1104
EWREPL47	REPLICATE WEIGHT	N	10.3	1105	1114
EWREPL48	REPLICATE WEIGHT	N	10.3	1115	1124
EWREPL49	REPLICATE WEIGHT	N	10.3	1125	1134
EWREPL50	REPLICATE WEIGHT	N	10.3	1135	1144

→

PRIMARY FILE VARIABLES

VARIABLE NAME	VARIABLE LABEL	FORMAT	LENGTH	START COLUMN	END COLUMN
PERSID	PERS KEY = BASEID 2-DIGIT PERSNUM	A	9	1	9
HISPANIC	S5/S10C/S11 HISPANIC ETHNICITY	N	2	10	11
RACE	S5/S10B/S11 PERSON'S RACE	N	2	12	13
PARNRELN	S7/S9 PERSON AT S6-RELATIONSHIP TO CHILD	N	2	14	15
GENDER	S5 PERSON'S GENDER	A	2	16	17
NUMPERS	S17 TOTAL NUMBER OF PEOPLE LIVING IN HH	N	2	18	19
HOMETYPE	S19 TYPE OF HOME	N	2	20	21
OWNHOME	S20 OWN HOME	N	2	22	23
INCOMRNG	S22A TOTAL HOUSEHOLD INCOME - RANGE	N	2	24	25
DOBMM	C1 MONTH OF BIRTH	N	2	26	27
DOBY	C1 YEAR OF BIRTH	N	2	28	29
MOTHER	C2A MOTHER LIVES IN HOUSEHOLD WITH CHILD	N	2	30	31
FEMGUARD	C2B FEMALE GUARDIAN LIVES W/ CHILD	N	2	32	33
FATHER	C2C FATHER LIVES W/CHILD	N	2	34	35
MALGUARD	C2D MALE GUARDIAN LIVES W/ CHILD	N	2	36	37
SIBLING	C2E SIBLING LIVES W/ CHILD	N	2	38	39
GRNDPARN	C2F GRANDPARENT LIVES W/ CHILD	N	2	40	41
OTHREL	C2G OTHER RELATIVE LIVES W/CHILD	N	2	42	43
NONREL	C2H NON-RELATIVE LIVES W/ CHILD	N	2	44	45
PARNMARI	C3 CHILD'S PARENTS' MARITAL STATUS	N	2	46	47
ENROLL	C4 CHILD ATTENDING OR ENROLLED IN SCHOOL	N	2	48	49
HOMESCHL	C5 HOME SCHOOLING OR TUTORING	N	2	50	51
GRADE	C6 GRADE OR YEAR CHILD IS ATTENDING	A	2	52	53
GRADEEQ	C7 GRADE EQUIVALENT IF REGULAR GRADES	A	2	54	55
LASTYEAR	C7A GRADE OR YEAR OF SCHOOL CHILD IN LAS	A	2	56	57
LASTGRAD	E1 GRADE CHILD ATTENDING ONE YEAR AGO	A	2	58	59
EQUVGRAD	E1A GRADE CHILD ATTENDED LAST YR-EQUIV	A	2	60	61
EVERKIND	E2 BEFORE 1ST GRADE, EVER ATTEND KIND	N	2	62	63
KINDPUBL	E2A - KINDERGARTEN PUBLIC/PRIVATE	N	2	64	65
KINDCHRC	E2B - KINDERGARTEN CHURCH RELATED	N	2	66	67
KINDMM	E3 MONTH THAT CHILD STARTED KINDERGARTEN	N	2	68	69
KINDYY	E3 YEAR THAT CHILD STARTED KINDERGARTEN	N	2	70	71
KINDYRS	E4 # YEARS CHILD ATTENDED KINDERGARTEN	N	2	72	73
KINDFULL	E5 FULL-OR PART-DAY KINDERGARTEN	N	2	74	75
ENROLLED	E6 ENROLLED CHILD IN KIND WHEN OF AGE	N	2	76	77
WAITMAT	E7 NOT MATURE ENOUGH FOR K	N	2	78	79
WAITSPAN	E7 DIDN'T HAVE ATTENTION SPAN FOR K	N	2	80	81
WAITBETR	E7 BETTER IF CHILD OLDER BEFORE START K	N	2	82	83
WAITGRUP	E7 NOT READY TO BE WITH FORMAL GROUP IN	N	2	84	85
WAITFULL	E7 FULL-DAY K NOT AVAILABLE	N	2	86	87
WAITPART	E7 PART-DAY K NOT AVAILABLE	N	2	88	89
WAITSCHL	E7 SCHOOL WANTED NOT AVAILABLE	N	2	90	91
WAITMOVE	E7 WAITED DUE TO FAMILY MOVING	N	2	92	93
WAITPROB	E7 CHILD HAS SPECIAL NEEDS OR PROBLEMS	N	2	94	95
WAITHOME	E7 CHILD SHOULD BE HOME WITH FAMILY	N	2	96	97
WAITPROG	E7 TOO ACADEMIC FOR CHILD	N	2	98	99
WAITELSE	E7 ALREADY ENROLLED IN SOMETHING ELSE	N	2	100	101
WAITOTHR	E7 OTHER REASON TO DELAY K	N	2	102	103
CHNGYES	E8 HAS CHILD CHANGED SCHOOL SINCE KINDER	N	2	104	105
CHNGSCHL	E8A HOW MANY TIMES CHILD HAS CHANGES SCH	N	2	106	107
TESTFRST	E9 TESTED FOR READINESS FOR 1ST GRADE	N	2	108	109
WHYKIND	E10 WHY DECIDED NO KINDERGARTEN	N	2	110	111
FIRSTMM	E10A MONTH THAT CHILD STARTED FIRST GRAD	N	2	112	113
FIRSTYY	E10A YEAR THAT CHILD STARTED FIRST GRADE	N	2	114	115
CHNGYES2	E10B HAS CHILD CHANGED SCHOOL SINCE 1ST	N	2	116	117
CHNGSCH2	E10C HOW MANY TIMES HAS CHILD CHANGES SC	N	2	118	119
REPTSUGG	E11 SCHOOL SUGGESTED CHILD REPEAT GRADE	N	2	120	121

VARIABLE NAME	VARIABLE LABEL	FORMAT	LENGTH	START COLUMN	END COLUMN
REPTVEVER	E12 HAS CHILD EVER REPEATED SINCE KIND	N	2	122	123
REPT1ST	E13 DID CHILD REPEAT FIRST GRADE	N	2	124	125
REPT2ND	E13 DID CHILD REPEAT 2ND GRADE	N	2	126	127
REPT3RD	E13 DID CHILD REPEAT 3RD GRADE	N	2	128	129
REPTWHO1	E14 WHO SUGGESTED CHILD REPEAT GR REC# 1	N	2	130	131
REPTWHO2	E14 WHO SUGGESTED CHILD REPEAT GR REC# 2	N	2	132	133
REPTWHO3	E14 WHO SUGGESTED CHILD REPEAT GR REC# 3	N	2	134	135
REPTAGR1	E15 DID YOU AGREE W/SUGGESTION TO REC# 1	N	2	136	137
REPTAGR2	E15 DID YOU AGREE W/SUGGESTION TO REC# 2	N	2	138	139
REPTAGR3	E15 DID YOU AGREE W/SUGGESTION TO REC# 3	N	2	140	141
REPTGRA1	E16 REPEATED - POOR GRADES/TROUBL REC# 1	N	2	142	143
REPTGRA2	E16 REPEATED - POOR GRADES/TROUBL REC# 2	N	2	144	145
REPTGRA3	E16 REPEATED - POOR GRADES/TROUBL REC# 3	N	2	146	147
REPTMAT1	E16 REPEATED - NOT MATURE ENOUGH REC# 1	N	2	148	149
REPTMAT2	E16 REPEATED - NOT MATURE ENOUGH REC# 2	N	2	150	151
REPTMAT3	E16 REPEATED - NOT MATURE ENOUGH REC# 3	N	2	152	153
REPTBEH1	E16 REPEATED - COULDN'T BEHAVE REC# 1	N	2	154	155
REPTBEH2	E16 REPEATED - COULDN'T BEHAVE REC# 2	N	2	156	157
REPTBEH3	E16 REPEATED - COULDN'T BEHAVE REC# 3	N	2	158	159
REPTMOV1	E16 REPEATED - MOVED DURING SCHOO REC# 1	N	2	160	161
REPTMOV2	E16 REPEATED - MOVED DURING SCHOO REC# 2	N	2	162	163
REPTMOV3	E16 REPEATED - MOVED DURING SCHOO REC# 3	N	2	164	165
REPTSI1	E16 REPEATED - MISSED SCHOOL, SIC REC# 1	N	2	166	167
REPTSI2	E16 REPEATED - MISSED SCHOOL, SIC REC# 2	N	2	168	169
REPTSI3	E16 REPEATED - MISSED SCHOOL, SIC REC# 3	N	2	170	171
REPTTES1	E16 REPEATED-POORLY ON PLACEMENT REC# 1	N	2	172	173
REPTTES2	E16 REPEATED-POORLY ON PLACEMENT REC# 2	N	2	174	175
REPTTES3	E16 REPEATED-POORLY ON PLACEMENT REC# 3	N	2	176	177
REPTOTH1	E16 REPEATED - OTHER REC# 1	N	2	178	179
REPTOTH2	E16 REPEATED - OTHER REC# 2	N	2	180	181
REPTOTH3	E16 REPEATED - OTHER REC# 3	N	2	182	183
SCHLPUBL	E17 CURRENT SCHOOL - PUBLIC/PRIVATE	N	2	184	185
SCHLCHUR	E17A CURRENT SCHOOL - CHURCH-RELATED	N	2	186	187
TALKCHLD	E18 HOW OFTEN TALK W/CHILD ABOUT SCHOOL	N	2	188	189
BEHAVIOR	E19 TEACHER CONTACTED-BEHAVIOR PROBLEMS	N	2	190	191
SCHLWORK	E20 TEACHR CONTACTED-PROBS W/SCHOOL WORK	N	2	192	193
CONCERNS	E21 CONTACTED TEACHER-CONCERNS AB STATUS	N	2	194	195
AVAILABL	E22 TEACHER AVAILABLE TO TALK	N	2	196	197
METTEACH	E23 MET W/TEACHER SINCE LAST SEPTEMBER	N	2	198	199
TYPEMTG	E24 TYPE OF MEETINGS W/ TEACHER	N	2	200	201
HOMEWORK	E25 DAYS EACH WEEK CHILD HAS HOMEWORK	N	2	202	203
HELPHMWK	E26 HOW OFTEN HELP CHILD W/ HOMEWORK	N	2	204	205
GRADES	E27 CHILD'S GRADES THIS SCHOOL YEAR	N	2	206	207
NEXTGRAD	E28 CHILD'S EXPECTED GRADE NEXT YEAR	A	2	208	209
ERELCARE	E29A EVER RECEIVE CARE FROM OTHR RELATIV	N	2	210	211
ERELHOME	E29B OTHER RELATIVE CARE IN CHILD'S HOME	N	2	212	213
ENRELCAR	E30A EVER RECEIVE CARE FROM NONRELATIVE	N	2	214	215
ENRELHOM	E30B NONRELATIVE CARE IN CHILD'S HOME	N	2	216	217
EDAYCARE	E31 EVER IN DAYCARE CENTER	N	2	218	219
EPREK	E32 EVER ATTEND NURSERY SCHOOL/PREKIND	N	2	220	221
EPREKINS	E33 ANY ARRANGEMENT-PRESCHOOL INSTRUCTN	N	2	222	223
EPREKHS	E34 ANY ARRANGEMENT-HEAD START PROGRAM	N	2	224	225
NUMBOOKS	P20/E35 HOW MANY KIDS BOOKS CHILD HAVE	N	2	226	227
READTO	P19/E36 HOW OFTEN READ TO CHILD	N	2	228	229
CHLDREAD	E37 HOW OFTEN CHILD READS FOR ENJOYMENT1	N	2	230	231
NEWSPAPR	P21/E38 DOES FAMILY GET DAILY NEWSPAPER	N	2	232	233
ACTIVITY	E39 LESSONS IN SPORTS/MUSIC/ART/DRAMA	N	2	234	235

VARIABLE NAME	VARIABLE LABEL	FORMAT	LENGTH	START COLUMN	END COLUMN
TVHOURS	P22/E40 HOURS PER DAY WATCHING TV/VIDEO	N	2	236	237
RULEWHAT	P23/E41 ANY RULES ABOUT WHAT PROGRAMS	N	2	238	239
RULETIME	P23/E41 ANY RULES ABOUT HOW EARLY/LATE	N	2	24	241
RULEHRS	P23/E41 ANY RULES ABOUT # HOURS WATCHED	N	2	242	243
RULEDAYS	E41 P23/E41 ANY RULES AB WEEKDAY TV HOUR	N	2	244	245
RULEFAM	P23A FAMILY RULE OR NOT INTERESTED IN TV	N	2	246	247
FAMILYTV	E42 FAMILY WATCH TV TOGETHER	N	2	248	249
DISCUSTV	E43 DISCUSS TV PROGRAMS W/CHILD	N	2	250	251
WKREAD	P24/E44 # TIMES READ TO CHILD IN PAST WEEK	N	2	252	253
WKREADN	P24/E44 # TIMES READ TO CHILD IN PAST WK	N	2	254	255
WKEVENT	E44 DISCUSSED CURRENT EVENTS IN PAST WK	N	2	256	257
WKEVENTN	E44 # TIMES DISCUSSED CURRENT EVENTS WK	N	2	258	259
WKSCNCE	E44 DISCUSSED SCIENCE/NATURE PAST WEEK	N	2	260	261
WKSCNCEN	E44 # TIMES DISCUSSED SCIENCE/NATURE WK	N	2	262	263
WKCRAFT	P24/E44 ARTS & CRAFTS W/CHILD PAST WEEK	N	2	264	265
WKCRAFTN	P24/E44 # TIMES ARTS & CRAFTS W/ CHILD	N	2	266	267
WKPLAY	P24/E44 PLAYED GAMES/SPORTS PAST WEEK	N	2	268	269
WKPLAYN	P24/E44 # TIMES PLAYED GAMES/SPORTS	N	2	270	271
WKEDTV	P24/E44 WATCHED EDUC TV W/CHILD LAST WK	N	2	272	273
WKEDTVN	P24/E44 # TIMES WATCHED EDUC TV LAST WK	N	2	274	275
LIBRAYMO	P25/E45 VISITED LIBRARY IN PAST MONTH	N	2	276	277
LIBRAYYR	P25/E45 VISITED LIBRARY IN PAST YEAR	N	2	278	279
MOVIEMO	P25/E45 GONE TO A MOVIE IN PAST MONTH	N	2	280	281
MOVIYR	P25/E45 GONE TO A MOVIE IN PAST YEAR	N	2	282	283
CONCRTMO	P25/E45 TO PLAY/CONCERT/SHOW PAST MONTH	N	2	284	285
CONCRTYR	P25/E45 TO PLAY/CONCERT/SHOW PAST YEAR	N	2	286	287
MUSEUMMO	P25/E45 VISITED GALLERY/MUSEUM PAST MNTH	N	2	288	289
MUSEUMYR	P25/E45 VISITED GALLERY/MUSEUM PAST YEAR	N	2	290	291
ZOOMO	P25/E45 VISITED ZOO/AQUARIUM PAST MONTH	N	2	292	293
ZOORYR	P25/E45 VISITED ZOO/AQUARIUM PAST YEAR	N	2	294	295
PARKMO	P25/E45 VISITED PLAYGROUND/PARK PAST MTH	N	2	296	297
PARKYR	P25/E45 VISITED PLAYGROUND/PARK PAST YR	N	2	298	299
WEIGH5	C8 WEIGH MORE THAN 5 1/2 LBS AT BIRTH	N	2	300	301
WEIGH3	C9 WEIGH MORE THAN 3 LBS AT BIRTH	N	2	302	303
HANDICAP	C10 CHILD HAVE ANY TYPE OF HANDICAP	N	2	304	305
HANDTYPE	C11 CHILD'S HANDICAPPING CONDITION	N	2	306	307
MOMAGE	C12 CHILDS MOTHERS/FEMALE GUARD'S AGE	N	2	308	309
NEWMOM	C13 AGE WHEN FIRST BECAME MOTHER	N	2	310	311
MOMLANG	C14 FIRST LANGUAGE SPOKEN BY MOTHER	N	2	312	313
MOMSPEAK	C15 LANGUAGE SPOKEN MOST BY MOTHER	N	2	314	315
MOMGRADE	C16 HIGHEST GRADE COMPLETED - MOTHER	N	2	316	317
MOMDIPL	C17 MOTHER - HS DIPLOMA BEFORE VOCATION	N	2	318	319
MOMWORK	C18 MOTHER WORK FOR PAY LAST WEEK	N	2	320	321
MOMLEAVE	C19 MOTHER ON LEAVE OR VACATION LAST WK	N	2	322	323
MOMHOURS	C20 HOURS PER WEEK MOTHER WORKS FOR PAY	N	2	324	325
MOMLOOK	C21 MOTHER LOOKING FOR WORK PAST 4 WEEKS	N	2	326	327
MOMPUBL	C22 MOTHER-PUBLIC EMPLOYMENT AGENCY	N	2	328	329
MOMPRIV	C22 MOTHER-PRIVATE EMPLOYMENT AGENCY	N	2	330	331
MOMEMPL	C22 MOTHER-CHECKED W/ EMPLOYER DIRECTLY	N	2	332	333
MOMREL	C22 MOTHER-CHECKED W/ FRIENDS/RELATIVES	N	2	334	335
MOMADS	C22 MOTHER-PLACED OR ANSWERED ADS	N	2	336	337
MOMNOTH	C22 MOTHER-DID NOTHING TO FIND WORK	N	2	338	339
MOMOTHR	C22 WHAT HAS MOTHER BEEN DOING IN LAST 4	N	2	340	341
MOMACTY	C23 MOTHER'S MAIN ACTIVITY LAST WEEK	N	2	342	343
DADGRADE	C24 HIGHEST GRADE COMPLETED - FATHER	N	2	344	345
DADDIPL	C25 FATHER-HS DIPLOMA BEFORE VOCATION	N	2	346	347
DADWORK	C26 FATHER WORK FOR PAY LAST WEEK	N	2	348	349

VARIABLE NAME	VARIABLE LABEL	FORMAT	LENGTH	START COLUMN	END COLUMN
DADLEAVE	C27 FATHER ON LEAVE OR VACATION LAST WK	N	2	350	351
DADHOURS	C28 HOURS PER WEEK FATHER WORKS FOR PAY	N	2	352	353
DADLOOK	C29 FATHER LOOKING FOR WORK PAST 4 WEEKS	N	2	354	355
DADPUBL	C30 FATHER-PUBLIC EMPLOYMENT AGENCY	N	2	356	357
DADPRIV	C30 FATHER-PRIVATE EMPLOYMENT AGENCY	N	2	358	359
DADEMP	C30 FATHER-CHECKED W/ EMPLOYER DIRECTLY	N	2	360	361
DADREL	C30 FATHER-CHECKED W/ FRIENDS/RELATIVES	N	2	362	363
DADADS	C30 FATHER-PLACED OR ANSWERED ADS	N	2	364	365
DADNOTH	C30 FATHER-DID NOTHING TO FIND WORK	N	2	366	367
DADOTHR	C30 WHAT HAS DAD BEEN DOING IN LAST 4 WK	N	2	368	369
DADACTY	C31 FATHER'S MAIN ACTIVITY LAST WEEK	N	2	370	371
AGE90	D: CALCULATED AGE AS OF JAN. 1, 1991(C1)	N	2	372	373
AGEFIRST	D: AGE YRS&MO AT ENTRY INTO 1ST GR	A	4	374	377
AGEKIND	D: AGE YRS&MO AT ENTRY INTO KGARTEN	A	4	378	381
ALLGRADE	D: CHD'S GRADE IN GRDED & UNGR SCH	A	2	382	383
CENSUSDV	CENSUS DIVISION	N	2	384	385
CENSUSRG	CENSUS REGION	N	2	386	387
DADEMPD	D: WORK STATUS OF FATHER/STEPF/M GUAR	N	2	388	389
DADLABOR	D: FATHER LABOR FORCE PARTICN	N	2	390	391
DCNFLAG	FLAG FOR DOUBLE-COUNTED DAYCARE/PREK	N	2	392	393
ENRELOTH	D: EVER IN NONRELATIVE CARE OTHER HOME	N	2	394	395
ESPATH	D: EC PROGS PRIOR TO ELEMENTARY SCHOOL	N	2	396	397
FAMTYPE	D: ONE/TWO/NO PARENT IN HH	N	2	398	399
KINDTYPE	D: TYPE OF KINDERGARTEN ATTENDED	N	2	400	401
MAINRSLT	RESULT FOR THIS RESPONDENT	A	2	402	403
MOMEMPLD	D: WORK STATUS OF MOTHER/STEPM/F GUAR	N	2	404	405
MOMLABOR	D: MOTHER/STEPM/FGUAR LABOR FORCE PARTIC	N	2	406	407
PARGRADE	D: HIGHEST LEVEL OF PARENTAL EDUCATION	N	2	408	409
PARNTCOL	? : PARENTS COLLEGE EDUCATION	N	2	410	411
PARNTHS	D: PARENTS HIGH SCHOOL EDUCATION	N	2	412	413
PASTCARE	D: IN REG NONPAR CARE BEF START ELEM S?	N	2	414	415
PSU	FOR TAYLOR SERIES VAR APPROXIMATION	A	2	416	417
RACEETHN	D: RACE-ETHNICITY	N	2	418	419
REGION	DEPARTMENT OF EDUCATION REGION	N	2	420	421
REPEAT	D: RETENTION HISTORY OF PRIMARY SCHL CH	N	2	422	423
REPTKIND	D: 2 YRS IN KINDERGARTEN-TYPE PROGRAM	N	2	424	425
SCHTYPE	D: CURRENT SCHOOL TYPE	N	2	426	427
TEENMOM	D: MOM/GUARD: AGE FIRST BECAME MOTHER	N	2	428	429
URBAN	URBANICITY	N	2	430	431
VSTRAT	STRATUM FOR TAYLOR SERIES APPROXIMATION	A	2	432	433
DADDIPLF	IMPUTATION FLAG FOR DADDIPL	N	2	434	435
DADGRADF	IMPUTATION FLAG FOR DADGRADE	N	2	436	437
DADWORKF	IMPUTATION FLAG FOR DADWORK	N	2	438	439
ENROLLF	IMPUTATION FLAG FOR ENROLL	N	2	440	441
GENDERF	IMPUTATION FLAG FOR GENDER	N	2	442	443
GRADEF	IMPUTATION FLAG FOR GRADE	N	2	444	445
HANDICAF	IMPUTATION FLAG FOR HANDICAP	N	2	446	447
HISPANIF	IMPUTATION FLAG FOR HISPANIC	N	2	448	449
INCOMRNF	INCOMRNG IMPUTED FLAG	N	2	450	451
MOMAGEF	IMPUTATION FLAG FOR MOMAGE	N	2	452	453
MOMDIPLF	IMPUTATION FLAG FOR MOMDIPL	N	2	454	455
MOMGRADF	IMPUTATION FLAG FOR MOMGRADE	N	2	456	457
MOMLANGF	IMPUTATION FLAG FOR MOMLANG	N	2	458	459
MOMWORKF	IMPUTATION FLAG FOR MOMWORK	N	2	460	461
NEWMOMF	IMPUTATION FLAG FOR NEWMOM	N	2	462	463
NUMPERSF	NUMPERS IMPUTED FLAG	N	2	464	465
OWNHOMEF	OWNHOME IMPUTED FLAG	N	2	466	467

VARIABLE NAME	VARIABLE LABEL	FORMAT	LENGTH	START COLUMN	END COLUMN
PARNMARF	IMPUTATION FLAG FOR PARNMARI	N	2	468	469
RACEF	IMPUTATION FLAG FOR RACE	N	2	470	471
WEIGH5F	IMPUTATION FLAG FOR WEIGH5	N	2	472	473
EWGT	FINAL CHILD WEIGHT	N	10.3	474	483
EWREPL1	REPLICATE WEIGHT	N	10.3	484	493
EWREPL2	REPLICATE WEIGHT	N	10.3	494	503
EWREPL3	REPLICATE WEIGHT	N	10.3	504	513
EWREPL4	REPLICATE WEIGHT	N	10.3	514	523
EWREPL5	REPLICATE WEIGHT	N	10.3	524	533
EWREPL6	REPLICATE WEIGHT	N	10.3	534	543
EWREPL7	REPLICATE WEIGHT	N	10.3	544	553
EWREPL8	REPLICATE WEIGHT	N	10.3	554	563
EWREPL9	REPLICATE WEIGHT	N	10.3	564	573
EWREPL10	REPLICATE WEIGHT	N	10.3	574	583
EWREPL11	REPLICATE WEIGHT	N	10.3	584	593
EWREPL12	REPLICATE WEIGHT	N	10.3	594	603
EWREPL13	REPLICATE WEIGHT	N	10.3	604	613
EWREPL14	REPLICATE WEIGHT	N	10.3	614	623
EWREPL15	REPLICATE WEIGHT	N	10.3	624	633
EWREPL16	REPLICATE WEIGHT	N	10.3	634	643
EWREPL17	REPLICATE WEIGHT	N	10.3	644	653
EWREPL18	REPLICATE WEIGHT	N	10.3	654	663
EWREPL19	REPLICATE WEIGHT	N	10.3	664	673
EWREPL20	REPLICATE WEIGHT	N	10.3	674	683
EWREPL21	REPLICATE WEIGHT	N	10.3	684	693
EWREPL22	REPLICATE WEIGHT	N	10.3	694	703
EWREPL23	REPLICATE WEIGHT	N	10.3	704	713
EWREPL24	REPLICATE WEIGHT	N	10.3	714	723
EWREPL25	REPLICATE WEIGHT	N	10.3	724	733
EWREPL26	REPLICATE WEIGHT	N	10.3	734	743
EWREPL27	REPLICATE WEIGHT	N	10.3	744	753
EWREPL28	REPLICATE WEIGHT	N	10.3	754	763
EWREPL29	REPLICATE WEIGHT	N	10.3	764	773
EWREPL30	REPLICATE WEIGHT	N	10.3	774	783
EWREPL31	REPLICATE WEIGHT	N	10.3	784	793
EWREPL32	REPLICATE WEIGHT	N	10.3	794	803
EWREPL33	REPLICATE WEIGHT	N	10.3	804	813
EWREPL34	REPLICATE WEIGHT	N	10.3	814	823
EWREPL35	REPLICATE WEIGHT	N	10.3	824	833
EWREPL36	REPLICATE WEIGHT	N	10.3	834	843
EWREPL37	REPLICATE WEIGHT	N	10.3	844	853
EWREPL38	REPLICATE WEIGHT	N	10.3	854	863
EWREPL39	REPLICATE WEIGHT	N	10.3	864	873
EWREPL40	REPLICATE WEIGHT	N	10.3	874	883
EWREPL41	REPLICATE WEIGHT	N	10.3	884	893
EWREPL42	REPLICATE WEIGHT	N	10.3	894	903
EWREPL43	REPLICATE WEIGHT	N	10.3	904	913
EWREPL44	REPLICATE WEIGHT	N	10.3	914	923
EWREPL45	REPLICATE WEIGHT	N	10.3	924	933
EWREPL46	REPLICATE WEIGHT	N	10.3	934	943
EWREPL47	REPLICATE WEIGHT	N	10.3	944	953
EWREPL48	REPLICATE WEIGHT	N	10.3	954	963
EWREPL49	REPLICATE WEIGHT	N	10.3	964	973
EWREPL50	REPLICATE WEIGHT	N	10.3	974	983

APPENDIX C:
CONTROL CARDS:
PREPRIMARY FILE AND PRIMARY FILE

127

PREPRIMARY FILE SAS CONTROL CARDS


```
//READFILE JOB (account info),'programmer name'
//      EXEC XSAS,REGION=4096K
//SASLIB DD DSN=FORMAT.LIBRARY,DISP=SHR
//LIBRARY DD SPACE=(TRK,(50,50,60))
//WORK DD UNIT=SYSDA,SPACE=(24322,(1850,1000),,,ROUND)
//IN1 DD DSN=PREPRIM.DATA,DISP=SHR,
//      UNIT=3400-6,VOL=SER=WV1920,LABEL=(1,SL),
//      DCB=(RECFM=FB,LRECL=1144,BLKSIZE=11440)
//SYSIN DD *
```

```
*****
**
** This is a SAS program which will read in the raw data **
** file into a SAS data file. The JCL is a generic one **
** for an IBM SYSTEM/370. Each IBM facility will have **
** its own site specific commands and conventions. These **
** conventions must be implemented by the programmer. **
**
*****;
```

```
DATA PREPRIM;
  INFILE IN1 MISSCOVER;
  INPUT
```

@1	PERSID	\$9.
@10	HISPANIC	2.
@12	RACE	2.
@14	PARNRELN	2.
@16	GENDER	\$2.
@18	NUMPERS	2.
@20	HOMETYPE	2.
@22	OWNHOME	2.
@24	INCOMRNG	2.
@26	DOBMM	2.
@28	DOBY	2.
@30	MOTHER	2.
@32	FEMGUARD	2.
@34	FATHER	2.
@36	MALGUARD	2.
@38	SIBLING	2.
@40	GRNDPARN	2.
@42	OTHREL	2.
@44	NONREL	2.
@46	PARNMARI	2.
@48	ENROLL	2.
@50	HOMESCHL	2.
@52	GRADE	\$2.
@54	GRADEEQ	\$2.
@56	LASTYEAR	\$2.
@58	RELCARE	2.
@60	RELHOME	2.
@62	RELHRS	2.
@64	RELEVER	2.
@66	NRELCARE	2.
@68	NRELHOME	2.
@70	NRELHRS	2.
@72	NRELEVER	2.
@74	DAYCARE	2.
@76	DAYCNUM	2.
@78	DAYCDAY1	2.
@80	DAYCDAY2	2.
@82	DAYCDAY3	2.
@84	DAYCHRS1	2.
@86	DAYCHRS2	2.
@88	DAYCHRS3	2.
@90	DAYCPRG1	2.
@92	DAYCPRG2	2.
@94	DAYCPRG3	2.
@96	DAYCINS1	2.

098	DAYCINS2	2.
0100	DAYCINS3	2.
0102	DAYCHEA1	2.
0104	DAYCHEA2	2.
0106	DAYCHEA3	2.
0108	DAYCKID1	2.
0110	DAYCKID2	2.
0112	DAYCKID3	2.
0114	DAYCADL1	2.
0116	DAYCADL2	2.
0118	DAYCADL3	2.
0120	DAYCTAL1	2.
0122	DAYCTAL2	2.
0124	DAYCTAL3	2.
0126	DAYCDRO1	2.
0128	DAYCDRO2	2.
0130	DAYCDRO3	2.
0132	DAYCCAL1	2.
0134	DAYCCAL2	2.
0136	DAYCCAL3	2.
0138	DAYCACT1	2.
0140	DAYCACT2	2.
0142	DAYCACT3	2.
0144	DAYCEVER	2.
0146	DAYCEVIN	2.
0148	DAYCEVHS	2.
0150	PREKNURS	2.
0152	PREKNUM	2.
0154	PREKTPE1	2.
0156	PREKTPE2	2.
0158	PREKTPE3	2.
0160	PREKTPE4	2.
0162	PREKHS1	2.
0164	PREKHS2	2.
0166	PREKHS3	2.
0168	PREKHS4	2.
0170	PREKDAY1	2.
0172	PREKDAY2	2.
0174	PREKDAY3	2.
0176	PREKDAY4	2.
0178	PREKHRS1	2.
0180	PREKHRS2	2.
0182	PREKHRS3	2.
0184	PREKHRS4	2.
0186	PREKPRG1	2.
0188	PREKPRG2	2.
0190	PREKPRG3	2.
0192	PREKPRG4	2.
0194	PREKINS1	2.
0196	PREKINS2	2.
0198	PREKINS3	2.
0200	PREKINS4	2.
0202	PREKHEA1	2.
0204	PREKHEA2	2.
0206	PREKHEA3	2.
0208	PREKHEA4	2.
0210	PREKKID1	2.
0212	PREKKID2	2.
0214	PREKKID3	2.
0216	PREKKID4	2.
0218	PREKADL1	2.
0220	PREKADL2	2.
0222	PREKADL3	2.
0224	PREKADL4	2.
0226	PREKTAL1	2.
0228	PREKTAL2	2.
0230	PREKTAL3	2.
0232	PREKTAL4	2.

@234	PREKDRO1	2.
@236	PREKDRO2	2.
@238	PREKDRO3	2.
@240	PREKDRO4	2.
@242	PREKCAL1	2.
@244	PREKCAL2	2.
@246	PREKCAL3	2.
@248	PREKCAL4	2.
@250	PREKACT1	2.
@252	PREKACT2	2.
@254	PREKACT3	2.
@256	PREKACT4	2.
@258	PREKEVER	2.
@260	PREKTYP2	2.
@262	PREKEVIN	2.
@264	PREKEVHS	2.
@266	CARE	2.
@268	CARENUM	2.
@270	PROGCOD1	\$2.
@272	PROGCOD2	\$2.
@274	PROGCOD3	\$2.
@276	PROGDAY1	2.
@278	PROGDAY2	2.
@280	PROGDAY3	2.
@282	PROGHR1	2.
@284	PROGHR2	2.
@286	PROGHR3	2.
@288	STRTKIND	2.
@290	NOKIND	2.
@292	KINDFALL	2.
@294	KINDWHEN	2.
@296	KINDMAT	2.
@298	KINDSPAN	2.
@300	KINDBETR	2.
@302	KINDGRUP	2.
@304	KINDFUL	2.
@306	KINDPART	2.
@308	KINDSCHL	2.
@310	KINDMOVE	2.
@312	KINDPROB	2.
@314	KINDHOME	2.
@316	KINDPROG	2.
@318	KINDELSE	2.
@320	KINDOTHR	2.
@322	KINDNUM	2.
@324	KINDPUB1	2.
@326	KINDPUB2	2.
@328	KINDCHU1	2.
@330	KINDCHU2	2.
@332	FULLDAY1	2.
@334	FULLDAY2	2.
@336	AFTRKIND	2.
@338	KINDYEAR	2.
@340	SECKGRAD	2.
@342	SECKMAT	2.
@344	SECKBEHV	2.
@346	SECKMOVE	2.
@348	SECKSICK	2.
@350	SECKTEST	2.
@352	SECKPLAN	2.
@354	SECKOTHR	2.
@356	KINDNROL	2.
@358	WHYMAT	2.
@360	WHYSPAN	2.
@362	WHYBETR	2.
@364	WHYGRUP	2.
@366	WHYFULL	2.
@368	WHYPART	2.

0370	WHYSCHL	2.
0372	WHYMOVE	2.
0374	WHYPROB	2.
0376	WHYHOME	2.
0378	WHYPROG	2.
0380	WHYELSE	2.
0382	WHYOTHR	2.
0384	FALLGRAD	2.
0386	READTO	2.
0388	NUMBOOKS	2.
0390	NEWSPAPR	2.
0392	TVHOURS	2.
0394	RULEWHAT	2.
0396	RULETIME	2.
0398	RULEHRS	2.
0400	RULEDAYS	2.
0402	RULEFAM	2.
0404	WKREAD	2.
0406	WKREADN	2.
0408	WKWORDS	2.
0410	WKWORDSN	2.
0412	WKMUSIC	2.
0414	WKMUSICN	2.
0416	WKSTORY	2.
0418	WKSTORYN	2.
0420	WKSANG	2.
0422	WKSANGN	2.
0424	WKCRAFT	2.
0426	WKCRAFTN	2.
0428	WKPLAY	2.
0430	WKPLAYN	2.
0432	WKEDTV	2.
0434	WKEDTVN	2.
0436	LIBRAYMO	2.
0438	LIBRAYYR	2.
0440	MOVIEMO	2.
0442	MOVIEYR	2.
0444	CONCRTMO	2.
0446	CONCRTYR	2.
0448	MUSEUMMO	2.
0450	MUSEUMYR	2.
0452	ZOOMO	2.
0454	ZOOYR	2.
0456	PARKMO	2.
0458	PARKYR	2.
0460	WEIGH5	2.
0462	WEIGH3	2.
0464	HANDICAP	2.
0466	HANDTYPE	2.
0468	MOMAGE	2.
0470	NEWMOM	2.
0472	MOMLANG	2.
0474	MOMSPEAK	2.
0476	MOMGRADE	2.
0478	MOMDIPL	2.
0480	MOMWORK	2.
0482	MOMLEAVE	2.
0484	MOMHOURS	2.
0486	MOMLOOK	2.
0488	MOMPUBL	2.
0490	MOMPRIV	2.
0492	MOMEMPL	2.
0494	MOMREL	2.
0496	MOMADS	2.
0498	MOMNOTH	2.
0500	MOMOTHR	2.
0502	MOMACTY	2.
0504	DADGRADE	2.

0506	DADDIPL	2.
0508	DADWORK	2.
0510	DADLEAVE	2.
0512	DADHOURS	2.
0514	DADLOOK	2.
0516	DADPUBL	2.
0518	DADPRIV	2.
0520	DAEMPL	2.
0522	DADREL	2.
0524	DADADS	2.
0526	DADNOTH	2.
0528	DADOTHR	2.
0530	DADACTY	2.
0532	AGE90	2.
0534	AGEKIND	\$4.
0538	ALLGRADE	\$2.
0540	ANYCARE	2.
0542	CENSUSDV	2.
0544	CENSUSRG	2.
0546	DAEMPLD	2.
0548	DADLABOR	2.
0550	DCNFLAG	2.
0552	EVERCARE	2.
0554	FAMDAYC	2.
0556	FAMTYPE	2.
0558	HRSCARE	3.
0561	MAINRSLT	\$2.
0563	MOEMPLD	2.
0565	MOMLABOR	2.
0567	PARGRADE	2.
0569	PARNTCOL	2.
0571	PARNTHS	2.
0573	PRIMCARE	2.
0575	PSU	\$2.
0577	RACEETHN	2.
0579	RATIODC	2.
0581	RATIOPRK	2.
0583	REGION	2.
0585	REPTKIND	2.
0587	TEENMOM	2.
0589	TYPECARE	2.
0591	URBAN	2.
0593	VSTRAT	\$2.
0595	DADDIPLF	2.
0597	DADGRADF	2.
0599	DADWORKF	2.
0601	ENROLLF	2.
0603	GENDERF	2.
0605	GRADEF	2.
0607	HANDICAF	2.
0609	HISPANIF	2.
0611	INCOMRNF	2.
0613	MOMAGEF	2.
0615	MOMDIPLF	2.
0617	MOMGRADF	2.
0619	MOMLANGF	2.
0621	MOMWORKF	2.
0623	NEWMOMF	2.
0625	NUMPERSF	2.
0627	OWNHOMEF	2.
0629	PARNMARF	2.
0631	RACEF	2.
0633	WEIGH5F	2.
0635	EWGT	10.3
0645	EWREPL1	10.3
0655	EWREPL2	10.3
0665	EWREPL3	10.3
0675	EWREPL4	10.3

0685	EWREPL5	10.3
0695	EWREPL6	10.3
0705	EWREPL7	10.3
0715	EWREPL8	10.3
0725	EWREPL9	10.3
0735	EWREPL10	10.3
0745	EWREPL11	10.3
0755	EWREPL12	10.3
0765	EWREPL13	10.3
0775	EWREPL14	10.3
0785	EWREPL15	10.3
0795	EWREPL16	10.3
0805	EWREPL17	10.3
0815	EWREPL18	10.3
0825	EWREPL19	10.3
0835	EWREPL20	10.3
0845	EWREPL21	10.3
0855	EWREPL22	10.3
0865	EWREPL23	10.3
0875	EWREPL24	10.3
0885	EWREPL25	10.3
0895	EWREPL26	10.3
0905	EWREPL27	10.3
0915	EWREPL28	10.3
0925	EWREPL29	10.3
0935	EWREPL30	10.3
0945	EWREPL31	10.3
0955	EWREPL32	10.3
0965	EWREPL33	10.3
0975	EWREPL34	10.3
0985	EWREPL35	10.3
0995	EWREPL36	10.3
1005	EWREPL37	10.3
1015	EWREPL38	10.3
1025	EWREPL39	10.3
1035	EWREPL40	10.3
1045	EWREPL41	10.3
1055	EWREPL42	10.3
1065	EWREPL43	10.3
1075	EWREPL44	10.3
1085	EWREPL45	10.3
1095	EWREPL46	10.3
1105	EWREPL47	10.3
1115	EWREPL48	10.3
1125	EWREPL49	10.3
1135	EWREPL50	10.3

LABEL

PERSID	= "PERS KEY = BASEID 2-DIGIT PERSNUM	"
HISPANIC	= "S5/S10C/S11 HISPANIC ETHNICITY	"
RACE	= "S5/S10B/S11 PERSON'S RACE	"
PARNRELN	= "S7/S9 PERSON AT S6-RELATIONSHIP TO CHILD"	"
GENDER	= "S5 PERSON'S GENDER	"
NUMPERS	= "S17 TOTAL NUMBER OF PEOPLE LIVING IN HH	"
HOMETYPE	= "S19 TYPE OF HOME	"
OWNHOME	= "S20 OWN HOME	"
INCOMRNG	= "S22A TOTAL HOUSEHOLD INCOME - RANGE	"
DOBMM	= "C1 MONTH OF BIRTH	"
DOBY	= "C1 YEAR OF BIRTH	"
MOTHER	= "C2A MOTHER LIVES IN HOUSEHOLD WITH CHILD"	"
FEMGUARD	= "C2B FEMALE GUARDIAN LIVES W/ CHILD	"
FATHER	= "C2C FATHER LIVES W/CHILD	"
MALGUARD	= "C2D MALE GUARDIAN LIVES W/ CHILD	"
SIBLING	= "C2E SIBLING LIVES W/ CHILD	"
GRNDPARN	= "C2F GRANDPARENT LIVES W/ CHILD	"
OTHREL	= "C2G OTHER RELATIVE LIVES W/CHILD	"
NONREL	= "C2H NON-RELATIVE LIVES W/ CHILD	"

PARNMARI = "C3 CHILD'S PARENTS' MARITAL STATUS "
 ENROLL = "C4 CHILD ATTENDING OR ENROLLED IN SCHOOL"
 HOMESCHL = "C5 HOME SCHOOLING OR TUTORING "
 GRADE = "C6 GRADE OR YEAR CHILD IS ATTENDING "
 GRADEEQ = "C7 GRADE EQUIVALENT IF REGULAR GRADES "
 LASTYEAR = "C7A GRADE OR YEAR OF SCHOOL CHILD IN LAS"
 RELCARE = "P1A NOW RECEIVE CARE FROM RELATIVE "
 RELHOME = "P1B RELATIVE CARE IN CHILD'S HOME "
 RELHRS = "P1C HOURS OF CARE PER WEEK-RELATIVE "
 RELEVER = "P1D EVER RECEIVE CARE FROM RELATIVE "
 NRELCARE = "P2A NOW RECEIVE CARE FROM NONRELATIVE "
 NRELHOME = "P2B NONRELATIVE CARE IN CHILD'S HOME "
 NRELHRS = "P2C HOURS OF CARE PER WEEK-NONRELATIVE "
 NRELEVER = "P2D EVER RECEIVED CARE FROM NONRELATIVE "
 DAYCARE = "P3A CHILD NOW ATTENDS DAYCARE CENTER "
 DAYCNUM = "P3B # OF DAYCARE CENTERS NOW ATTENDING "
 DAYCDAY1 = "P3C # OF DAYS EA WK CHILD ATTENDS REC# 1"
 DAYCDAY2 = "P3C # OF DAYS EA WK CHILD ATTENDS REC# 2"
 DAYCDAY3 = "P3C # OF DAYS EA WK CHILD ATTENDS REC# 3"
 DAYCHRS1 = "P3D HOURS EACH WEEK CHILD ATTENDS REC# 1"
 DAYCHRS2 = "P3D HOURS EACH WEEK CHILD ATTENDS REC# 2"
 DAYCHRS3 = "P3D HOURS EACH WEEK CHILD ATTENDS REC# 3"
 DAYCPRG1 = "P3E DAYCARE CENTER - FULL DAY/PAR REC# 1"
 DAYCPRG2 = "P3E DAYCARE CENTER - FULL DAY/PAR REC# 2"
 DAYCPRG3 = "P3E DAYCARE CENTER - FULL DAY/PAR REC# 3"
 DAYCINS1 = "P3F DAYCARE CENTER-PRESCHOOL INST REC# 1"
 DAYCINS2 = "P3F DAYCARE CENTER-PRESCHOOL INST REC# 2"
 DAYCINS3 = "P3F DAYCARE CENTER-PRESCHOOL INST REC# 3"
 DAYCHEA1 = "P3G DAYCARE CENTER-HEAD START PRO REC# 1"
 DAYCHEA2 = "P3G DAYCARE CENTER-HEAD START PRO REC# 2"
 DAYCHEA3 = "P3G DAYCARE CENTER-HEAD START PRO REC# 3"
 DAYCKID1 = "P3H # KIDS IN DAYCARE CENTER GROU REC# 1"
 DAYCKID2 = "P3H # KIDS IN DAYCARE CENTER GROU REC# 2"
 DAYCKID3 = "P3H # KIDS IN DAYCARE CENTER GROU REC# 3"
 DAYCADL1 = "P3I # ADULTS IN DAYCARE CENTER GR REC# 1"
 DAYCADL2 = "P3I # ADULTS IN DAYCARE CENTER GR REC# 2"
 DAYCADL3 = "P3I # ADULTS IN DAYCARE CENTER GR REC# 3"
 DAYCTAL1 = "P3J DAYCARE CENTER-TALK ABOUT STA REC# 1"
 DAYCTAL2 = "P3J DAYCARE CENTER-TALK ABOUT STA REC# 2"
 DAYCTAL3 = "P3J DAYCARE CENTER-TALK ABOUT STA REC# 3"
 DAYCDRO1 = "P3K DAYCARE CENTER-DROP IN W/OUT REC# 1"
 DAYCDRO2 = "P3K DAYCARE CENTER-DROP IN W/OUT REC# 2"
 DAYCDRO3 = "P3K DAYCARE CENTER-DROP IN W/OUT REC# 3"
 DAYCCAL1 = "P3L DAYCARE CENTER-TEACHER CALLED REC# 1"
 DAYCCAL2 = "P3L DAYCARE CENTER-TEACHER CALLED REC# 2"
 DAYCCAL3 = "P3L DAYCARE CENTER-TEACHER CALLED REC# 3"
 DAYCACT1 = "P3M DAYCARE CENTER-TALK W/ CHILD, REC# 1"
 DAYCACT2 = "P3M DAYCARE CENTER-TALK W/ CHILD, REC# 2"
 DAYCACT3 = "P3M DAYCARE CENTER-TALK W/ CHILD, REC# 3"
 DAYCEVER = "P3N EVER ATTENDED DAYCARE CENTER "
 DAYCEVIN = "P3O DAYCARE CENTER HAD PRESCHL INSTRUCTN"
 DAYCEVHS = "P3P DAYCARE CENTER HAD HEAD START PROGRAM"
 PREKNURS = "P4A NOW ATTENDING NURSERY/PREKINDERGARTN"
 PREKNUM = "P4B # OF PREKINDERGARTENS NOW ATTENDING "
 PREKTPE1 = "P4TYPE TYPE OF PROGRAM REC# 1"
 PREKTPE2 = "P4TYPE TYPE OF PROGRAM REC# 2"
 PREKTPE3 = "P4TYPE TYPE OF PROGRAM REC# 3"
 PREKTPE4 = "P4TYPE TYPE OF PROGRAM REC# 4"
 PREKHS1 = "P4HS HEAD START PROGRAM IN SCHOOL REC# 1"
 PREKHS2 = "P4HS HEAD START PROGRAM IN SCHOOL REC# 2"
 PREKHS3 = "P4HS HEAD START PROGRAM IN SCHOOL REC# 3"
 PREKHS4 = "P4HS HEAD START PROGRAM IN SCHOOL REC# 4"
 PREKDAY1 = "P4C # DAYS EACH WEEK IN PREKINDER REC# 1"
 PREKDAY2 = "P4C # DAYS EACH WEEK IN PREKINDER REC# 2"
 PREKDAY3 = "P4C # DAYS EACH WEEK IN PREKINDER REC# 3"
 PREKDAY4 = "P4C # DAYS EACH WEEK IN PREKINDER REC# 4"
 PREKHRS1 = "P4D # HOURS EACH WEEK IN PREKINDE REC# 1"
 PREKHRS2 = "P4D # HOURS EACH WEEK IN PREKINDE REC# 2"

PREKHS3 = "P4D # HOURS EACH WEEK IN PREKINDE REC# 3"
 PREKHS4 = "P4D # HOURS EACH WEEK IN PREKINDE REC# 4"
 PREKPRG1 = "P4E PREKINDERGARTEN-FULL OR PART REC# 1"
 PREKPRG2 = "P4E PREKINDERGARTEN-FULL OR PART REC# 2"
 PREKPRG3 = "P4E PREKINDERGARTEN-FULL OR PART REC# 3"
 PREKPRG4 = "P4E PREKINDERGARTEN-FULL OR PART REC# 4"
 PREKINS1 = "P4F PREKINDERGARTEN-PRESCHOOL INS REC# 1"
 PREKINS2 = "P4F PREKINDERGARTEN-PRESCHOOL INS REC# 2"
 PREKINS3 = "P4F PREKINDERGARTEN-PRESCHOOL INS REC# 3"
 PREKINS4 = "P4F PREKINDERGARTEN-PRESCHOOL INS REC# 4"
 PREKHEA1 = "P4G P4F PREKINDERGARTEN-HEAD STAR REC# 1"
 PREKHEA2 = "P4G P4F PREKINDERGARTEN-HEAD STAR REC# 2"
 PREKHEA3 = "P4G P4F PREKINDERGARTEN-HEAD STAR REC# 3"
 PREKHEA4 = "P4G P4F PREKINDERGARTEN-HEAD STAR REC# 4"
 PREKKID1 = "P4H PREKINDERGARTEN-# KIDS IN GRO REC# 1"
 PREKKID2 = "P4H PREKINDERGARTEN-# KIDS IN GRO REC# 2"
 PREKKID3 = "P4H PREKINDERGARTEN-# KIDS IN GRO REC# 3"
 PREKKID4 = "P4H PREKINDERGARTEN-# KIDS IN GRO REC# 4"
 PREKADL1 = "P4I PREKINDERGARTEN-# ADULTS IN G REC# 1"
 PREKADL2 = "P4I PREKINDERGARTEN-# ADULTS IN G REC# 2"
 PREKADL3 = "P4I PREKINDERGARTEN-# ADULTS IN G REC# 3"
 PREKADL4 = "P4I PREKINDERGARTEN-# ADULTS IN G REC# 4"
 PREKTAL1 = "P4J PREKINDERGARTEN TALK ABOUT ST REC# 1"
 PREKTAL2 = "P4J PREKINDERGARTEN TALK ABOUT ST REC# 2"
 PREKTAL3 = "P4J PREKINDERGARTEN TALK ABOUT ST REC# 3"
 PREKTAL4 = "P4J PREKINDERGARTEN TALK ABOUT ST REC# 4"
 PREKDRO1 = "P4K PREKINDERGARTEN-DROP IN W/OUT REC# 1"
 PREKDRO2 = "P4K PREKINDERGARTEN-DROP IN W/OUT REC# 2"
 PREKDRO3 = "P4K PREKINDERGARTEN-DROP IN W/OUT REC# 3"
 PREKDRO4 = "P4K PREKINDERGARTEN-DROP IN W/OUT REC# 4"
 PREKCAL1 = "P4L PREKINDERGARTEN-CALLED AB PRO REC# 1"
 PREKCAL2 = "P4L PREKINDERGARTEN-CALLED AB PRO REC# 2"
 PREKCAL3 = "P4L PREKINDERGARTEN-CALLED AB PRO REC# 3"
 PREKCAL4 = "P4L PREKINDERGARTEN-CALLED AB PRO REC# 4"
 PREKACT1 = "P4M PREKINDERGARTEN-TALK W/CHILD, REC# 1"
 PREKACT2 = "P4M PREKINDERGARTEN-TALK W/CHILD, REC# 2"
 PREKACT3 = "P4M PREKINDERGARTEN-TALK W/CHILD, REC# 3"
 PREKACT4 = "P4M PREKINDERGARTEN-TALK W/CHILD, REC# 4"
 PREKEVER = "P4N EVER ATTENDED PREKINDERGARTEN "
 PREKYP2 = "P4TY2 TYPE OF PROGRAM IN P4TYPE2 "
 PREKEVIN = "P4O PREKINDERGARTEN HAD PRESCHL INSTRCTN"
 PREKEVHS = "P4P PREKINDERGARTEN WAS HEAD START PRGRM"
 CARE = "P5A OTHER CHILD CARE ARRANGEMENTS "
 CARENUM = "P5B # ADDITIONAL CHILD CARE ARRANGEMENTS"
 PROGCOD1 = "P5C CODED VALUE VARIABLE REC# 1"
 PROGCOD2 = "P5C CODED VALUE VARIABLE REC# 2"
 PROGCOD3 = "P5C CODED VALUE VARIABLE REC# 3"
 PROGDAY1 = "P5D # OF DAYS PER WEEK CHILD GOES REC# 1"
 PROGDAY2 = "P5D # OF DAYS PER WEEK CHILD GOES REC# 2"
 PROGDAY3 = "P5D # OF DAYS PER WEEK CHILD GOES REC# 3"
 PROGHS1 = "P5E # OF HOURS CHILD GOES TO ARRA REC# 1"
 PROGHS2 = "P5E # OF HOURS CHILD GOES TO ARRA REC# 2"
 PROGHS3 = "P5E # OF HOURS CHILD GOES TO ARRA REC# 3"
 STRTKIND = "P6 WHEN IS CHILD EXPECTED TO START KIND "
 NOKIND = "P6A WHY NOT SENDING CHILD TO KINDERGARTN"
 KINDFALL = "P7 CHILD OLD ENOUGH TO START KINDERGARTN"
 KINDWHEN = "P8 ENROLL WHEN OLD ENOUGH FOR KINDERGRTN"
 KINDMAT = "P9 NOT MATURE ENOUGH FOR K "
 KINDSPAN = "P9 DIDN'T HAVE ATTENTION SPAN FOR K "
 KINDBETR = "P9 BETTER IF CHILD OLDER WHEN STARTING K"
 KINDGRUP = "P9 NOT READY TO BE WITH FORMAL GROUP IN "
 KINDFUL = "P9 FULL-DAY K NOT AVAIL "
 KINDPART = "P9 PART-DAY K NOT AVAILABLE "
 KINDSCHL = "P9 SCHOOL WANTED WAS NOT AVAILABLE FOR K"
 KINDMOVE = "P9 WAITED DUE TO FAMILY MOVING "
 KINDPROB = "P9 CHILD HAS SPECIAL NEEDS OR PROBLEMS "
 KINDHOME = "P9 CHILD SHOULD BE HOME WITH FAMILY "
 KINDPROG = "P9 TOO ACADEMIC FOR CHILD "

KINDELSE = "P9 ALREADY ENROLLED IN SOMETHING ELSE " "
 KINDOTHR = "P9 OTHER " "
 KINDNUM = "P10 CHILD ATTENDS 1 OR 2 KINDERGARTENS " "
 KINDPUB1 = "P11 KINDERGARTEN PUBLIC OR PRIVAT REC# 1" "
 KINDPUB2 = "P11 KINDERGARTEN PUBLIC OR PRIVAT REC# 2" "
 KINDCHU1 = "P12 KINDERGARTEN CHURCH-RELATED REC# 1" "
 KINDCHU2 = "P12 KINDERGARTEN CHURCH-RELATED REC# 2" "
 FULLDAY1 = "P13 KINDERGARTEN FULL OR PART DAY REC# 1" "
 FULLDAY2 = "P13 KINDERGARTEN FULL OR PART DAY REC# 2" "
 AFTRKIND = "P14 AFTER KINDERGARTEN CHILD CARE " "
 KINDYEAR = "P15 FIRST OR SECOND YEAR OF KINDERGARTEN" "
 SECKGRAD = "P15A POOR GRADES/TROUBLE WITH CLASSES " "
 SECKMAT = "P15A NOT MATURE ENOUGH TO LEAVE K " "
 SECKBEHV = "P15A COULDN'T BEHAVE TO LEAVE K " "
 SECKMOVE = "P15A MOVED DURING SCHOOL YEAR " "
 SECKSICK = "P15A MISSED A LOT OF SCHOOL DUE TO SICKN" "
 SECKTEST = "P15A DID POORLY ON ASSESSMENT TEST " "
 SECKPLAN = "P15A KINDERGARTEN 2ND YEAR-PLANNED " "
 SECKOTHR = "P15A OTHER REASON STAYED IN K " "
 KINDNROL = "P16 ENROLLED IN KINDERGARTEN WHEN OF AGE" "
 WHYMAT = "P17 NOT MATURE ENOUGH " "
 WHYSpan = "P17 DIDN'T HAVE ATTENTION SPAN K " "
 WHYBETR = "P17 BETTER IF CHILD OLDER WHEN STARTING " "
 WHYGRUP = "P17 NOT READY TO BE WITH FORMAL GROUP IN" "
 WHYFULL = "P17 FULL-DAY K NOT AVAILABEL " "
 WHYPART = "P17 PART-DAY K NOT AVAILABLE " "
 WHYSCHL = "P17 SCHOOL WANTED WAS NOT AVAILABLE FOR " "
 WHYMOVE = "P17 WAITED DUE TO FAMILY MOVING " "
 WHYPROB = "P17 CHILD HAS SPECIAL NEEDS OR PROBLEMS " "
 WHYHOME = "P17 CHILD SHOULD BE HOME WITH FAMILY " "
 WHYPROG = "P17 TOO ACADEMIC FOR CHILD " "
 WHYELSE = "P17 ALREADY ENROLLED IN SOMETHING ELSE " "
 WHYOTHR = "P17 OTHER REASON TO WAIT BEFORE K " "
 FALLGRAD = "P18 CHILD'S EXPECTED GRADE NEXT FALL " "
 READTO = "P19/E36 HOW OFTEN READ TO CHILD " "
 NUMBOOKS = "P20/E35 HOW MANY KIDS BOOKS CHILD HAVE " "
 NEWSPAPR = "P21/E38 DOES FAMILY GET DAILY NEWSPAPER " "
 TVHOURS = "P22/E40 HOURS PER DAY WATCHING TV/VIDEO " "
 RULEWHAT = "P23/E41 ANY RULES ABOUT WHAT PROGRAMS " "
 RULETIME = "P23/E41 ANY RULES ABOUT HOW EARLY/LATE " "
 RULEHRS = "P23/E41 ANY RULES ABOUT # HOURS WATCHED " "
 RULEDAYS = "E41 P23/E41 ANY RULES AB WEEKDAY TV HOUR" "
 RULEFAM = "P23A FAMILY RULE OR NOT INTERESTED IN TV" "
 WKREAD = "P24/E44 READ TO CHILD IN PAST WEEK " "
 WKREADN = "P24/E44 # TIMES READ TO CHILD IN PAST WK" "
 WKWORDS = "P24 TAUGHT CHILD LETTERS, WORDS, NUMBERS" "
 WKWORDSN = "P24 # TIMES TAUGHT LETTERS, WORDS, NUMBERS" "
 WKMUSIC = "P24 TAUGHT CHIL SONGS/MUSIC PAST WEEK " "
 WKMUSICN = "P24 # TIMES TAUGHT CHILD SONGS/MUSIC " "
 WKSTORY = "P24 TOLD CHILD A STORY IN PAST WEEK " "
 WKSTORYN = "P24 # TIMES TOLD CHILD A STORY " "
 WKSANG = "P24 SANG A SONG WITH CHILD IN PAST WEEK " "
 WKSANGN = "P24 # TIMES SANG SONG WITH CHILD " "
 WKCRAFT = "P24/E44 ARTS & CRAFTS W/CHILD PAST WEEK " "
 WKCHAFTH = "P24/E44 # TIMES ARTS & CRAFTS W/ CHILD " "
 WKPLAY = "P24/E44 PLAYED GAMES/SPORTS PAST WEEK " "
 WKPLAYN = "P24/E44 # TIMES PLAYED GAMES/SPORTS " "
 WKEDTV = "P24/E44 WATCHED EDUC TV W/CHILD LAST WK " "
 WKEDTVN = "P24/E44 # TIMES WATCHED EDUC TV LAST WK " "
 LIBRAYMO = "P25/E45 VISITED LIBRARY IN PAST MONTH " "
 LIBRAYYR = "P25/E45 VISITED LIBRARY IN PAST YEAR " "
 MOVIEYO = "P25/E45 GONE TO A MOVIE IN PAST MONTH " "
 MOVIEYR = "P25/E45 GONE TO A MOVIE IN PAST YEAR " "
 CONCRMTO = "P25/E45 TO PLAY/CONCERT/SHOW PAST MONTH " "
 CONCRTYR = "P25/E45 TO PLAY/CONCERT/SHOW PAST YEAR " "
 MUSEUMMO = "P25/E45 VISITED GALLERY/MUSEUM PAST MNTH" "
 MUSEUMYR = "P25/E45 VISITED GALLERY/MUSEUM PAST YEAR" "
 ZOOMO = "P25/E45 VISITED ZOO/AQUARIUM PAST MONTH "

ZOOYR = "P25/E45 VISITED ZOO/AQUARIUM PAST YEAR "
 PARKMO = "P25/E45 VISITED PLAYGROUND/PARK PAST MTH"
 PARKYR = "P25/E45 VISITED PLAYGROUND/PARK PAST YR "
 WEIGH5 = "C8 WEIGH MORE THAN 5 1/2 LBS AT BIRTH "
 WEIGH3 = "C9 WEIGH MORE THAN 3 LBS AT BIRTH "
 HANDICAP = "C10 CHILD HAVE ANY TYPE OF HANDICAP "
 HANDTYPE = "C11 CHILD'S HANDICAPPING CONDITION "
 MOMAGE = "C12 CHILDS MOTHERS/FEMALE GUARD'S AGE "
 NEWMOM = "C13 AGE WHEN FIRST BECAME MOTHER "
 MOMLANG = "C14 FIRST LANGUAGE SPOKEN BY MOTHER "
 MOMSPEAK = "C15 LANGUAGE SPOKEN MOST BY MOTHER "
 MOMGRADE = "C16 HIGHEST GRADE COMPLETED - MOTHER "
 MOMDIPL = "C17 MOTHER - HS DIPLOMA BEFORE VOCATION "
 MOMWORK = "C18 MOTHER WORK FOR PAY LAST WEEK "
 MOMLEAVE = "C19 MOTHER ON LEAVE OR VACATION LAST WK "
 MOMHOURS = "C20 HOURS PER WEEK MOTHER WORKS FOR PAY "
 MOMLOOK = "C21 MOTHER LOOKING FOR WORK PAST 4 WEEKS"
 MOMPUBL = "C22 MOTHER-PUBLIC EMPLOYMENT AGENCY "
 MOMPRIV = "C22 MOTHER-PRIVATE EMPLOYMENT AGENCY "
 MOMEMPL = "C22 MOTHER-CHECKED W/ EMPLOYER DIRECTLY "
 MOMREL = "C22 MOTHER-CHECKED W/ FRIENDS/RELATIVES "
 MOMADS = "C22 MOTHER-PLACED OR ANSWERED ADS "
 MOMNOTH = "C22 MOTHER-DID NOTHING TO FIND WORK "
 MOMOTHR = "C22 WHAT HAS MOTHER BEEN DOING IN LAST 4"
 MOMACTY = "C23 MOTHER'S MAIN ACTIVITY LAST WEEK "
 DADGRADE = "C24 HIGHEST GRADE COMPLETED - FATHER "
 DADDIPL = "C25 FATHER-HS DIPLOMA BEFORE VOCATION "
 DADWORK = "C26 FATHER WORK FOR PAY LAST WEEK "
 DADLEAVE = "C27 FATHER ON LEAVE OR VACATION LAST WK "
 DADHOURS = "C28 HOURS PER WEEK FATHER WORKS FOR PAY "
 DADLOOK = "C29 FATHER LOOKING FOR WORK PAST 4 WEEKS"
 DADPUBL = "C30 FATHER-PUBLIC EMPLOYMENT AGENCY "
 DADPRIV = "C30 FATHER-PRIVATE EMPLOYMENT AGENCY "
 DADEMPL = "C30 FATHER-CHECKED W/ EMPLOYER DIRECTLY "
 DADREL = "C30 FATHER-CHECKED W/ FRIENDS/RELATIVES "
 DADADS = "C30 FATHER-PLACED OR ANSWERED ADS "
 DADNOTH = "C30 FATHER-DID NOTHING TO FIND WORK "
 DADOTHR = "C30 WHAT HAS DAD BEEN DOING IN LAST 4 WK"
 DADACTY = "C31 FATHER'S MAIN ACTIVITY LAST WEEK "
 AGE90 = "D: CALCULATED AGE AS OF JAN. 1, 1991(C1)"
 AGEKIND = "D: AGE YRS&MO AT ENTRY INTO KGARTEN "
 ALLGRADE = "D: CHD'S GRADE IN GRDED & UNGR SCH "
 ANYCARE = "D: PREPRIM CHLD NOW IN REG NONPAR CARE "
 CENSUSDV = "CENSUS DIVISION "
 CENSUSRG = "CENSUS REGION "
 DADEMPLD = "D: WORK STATUS OF FATHER/STEPF/M GUAR "
 DADLABOR = "D: FATHER LABOR FORCE PARTICN "
 DCNFLAG = "FLAG FOR DOUBLE-COUNTED DAYCARE/PREK "
 EVERCARE = "D: CUR/PAST REG NONPARENTAL CARE "
 FAMDAYC = "D: CURRENTLY IN FAMILY DAY CARE "
 FAMTYPE = "D: ONE/TWO/NO PARENT IN HH "
 HRSCARE = "D: TOTAL HRS/WEEK IN REG NONPAR CARE "
 MAINRSLT = "RESULT FOR THIS RESPONDENT "
 MOMEMPLD = "D: WORK STATUS OF MOTHER/STEPM/F GUAR "
 MOMLABOR = "D: MOTHER/STEPM/FGUAR LABOR FORCE PARTICN"
 PARGRADE = "D: HIGHEST LEVEL OF PARENTAL EDUCATION "
 PARNTCOL = "D: PARENTS COLLEGE EDUCATION "
 PARNTHS = "D: PARENTS HIGH SCHOOL EDUCATION "
 PRIMCARE = "D: PRIMARY/NONPARENTAL CARE ARRANGEMENT "
 PSU = "TAYLOR SERIES VARIANCE APPROXIMATION "
 RACEETHN = "D: RACE-ETHNICITY "
 RATIODC = "D: ROUNDED RATIO CH/ADULTS IN DAYC "
 RATIOPRK = "D:ROUNDED RATIO CH/ADULTS IN PREK NUR "
 REGION = "DEPARTMENT OF EDUCATION REGION "
 REPTKIND = "D: 2 YES IN KINDERGARTEN-TYPE PROGRAM "
 TEENMOM = "D: MOM/GUARD: AGE FIRST BECAME MOTHER "
 TYPECARE = "D: CURRENT CH CARE HOME/CENTER/BOTH "
 URBAN = "URBANICITY "

VSTRAT = "STRATUM FOR TAYLOR SERIES APPROXIMATION "
DADDIPIF = "IMPUTATION FLAG FOR DADDIPL "
DADGRADF = "IMPUTATION FLAG FOR DADGRADE "
DADWORKF = "IMPUTATION FLAG FOR DADWORK "
ENROLLF = "IMPUTATION FLAG FOR ENROLL "
GENDERF = "IMPUTATION FLAG FOR GENDER "
GRADEF = "IMPUTATION FLAG FOR GRADE "
HANDICAF = "IMPUTATION FLAG FOR HANDICAP "
HISPANIF = "IMPUTATION FLAG FOR HISPANIC "
INCOMRNF = "INCOMRNG IMPUTED FLAG "
MOMAGEF = "IMPUTATION FLAG FOR MOMAGE "
MOMDIPLF = "IMPUTATION FLAG FOR MOMDIPL "
MOMGRADF = "IMPUTATION FLAG FOR MOMGRADE "
MOMLANGF = "IMPUTATION FLAG FOR MOMLANG "
MOMWORKF = "IMPUTATION FLAG FOR MOMWORK "
NEWMOMF = "IMPUTATION FLAG FOR NEWMOM "
NUMPERSF = "NUMPERS IMPUTED FLAG "
OWNHOMEF = "OWNHOME IMPUTED FLAG "
PARNMARF = "IMPUTATION FLAG FOR PARNMARI "
RACEF = "IMPUTATION FLAG FOR RACE "
WEIGH5F = "IMPUTATION FLAG FOR WEIGH5 "
EWGT = "FINAL CHILD WEIGHT "
EWREPL1 = "REPLICATE WEIGHT "
EWREPL2 = "REPLICATE WEIGHT "
EWREPL3 = "REPLICATE WEIGHT "
EWREPL4 = "REPLICATE WEIGHT "
EWREPL5 = "REPLICATE WEIGHT "
EWREPL6 = "REPLICATE WEIGHT "
EWREPL7 = "REPLICATE WEIGHT "
EWREPL8 = "REPLICATE WEIGHT "
EWREPL9 = "REPLICATE WEIGHT "
EWREPL10 = "REPLICATE WEIGHT "
EWREPL11 = "REPLICATE WEIGHT "
EWREPL12 = "REPLICATE WEIGHT "
EWREPL13 = "REPLICATE WEIGHT "
EWREPL14 = "REPLICATE WEIGHT "
EWREPL15 = "REPLICATE WEIGHT "
EWREPL16 = "REPLICATE WEIGHT "
EWREPL17 = "REPLICATE WEIGHT "
EWREPL18 = "REPLICATE WEIGHT "
EWREPL19 = "REPLICATE WEIGHT "
EWREPL20 = "REPLICATE WEIGHT "
EWREPL21 = "REPLICATE WEIGHT "
EWREPL22 = "REPLICATE WEIGHT "
EWREPL23 = "REPLICATE WEIGHT "
EWREPL24 = "REPLICATE WEIGHT "
EWREPL25 = "REPLICATE WEIGHT "
EWREPL26 = "REPLICATE WEIGHT "
EWREPL27 = "REPLICATE WEIGHT "
EWREPL28 = "REPLICATE WEIGHT "
EWREPL29 = "REPLICATE WEIGHT "
EWREPL30 = "REPLICATE WEIGHT "
EWREPL31 = "REPLICATE WEIGHT "
EWREPL32 = "REPLICATE WEIGHT "
EWREPL33 = "REPLICATE WEIGHT "
EWREPL34 = "REPLICATE WEIGHT "
EWREPL35 = "REPLICATE WEIGHT "
EWREPL36 = "REPLICATE WEIGHT "
EWREPL37 = "REPLICATE WEIGHT "
EWREPL38 = "REPLICATE WEIGHT "
EWREPL39 = "REPLICATE WEIGHT "
EWREPL40 = "REPLICATE WEIGHT "
EWREPL41 = "REPLICATE WEIGHT "
EWREPL42 = "REPLICATE WEIGHT "
EWREPL43 = "REPLICATE WEIGHT "
EWREPL44 = "REPLICATE WEIGHT "
EWREPL45 = "REPLICATE WEIGHT "
EWREPL46 = "REPLICATE WEIGHT "

```

EWREPL47 = "REPLICATE WEIGHT"      "
EWREPL48 = "REPLICATE WEIGHT"      "
EWREPL49 = "REPLICATE WEIGHT"      "
EWREPL50 = "REPLICATE WEIGHT"      "

```

```
;
```

```
RUN;
```

```
PROC FORMAT;
```

```
VALUE YESNO
```

```

-1 = 'INAPPLICABLE'
-7 = 'REFUSED'
-8 = 'DK'
-9 = 'NOT ASCERTAINED'
1 = 'YES'
2 = 'NO';

```

```
VALUE AGE90X
```

```

-1 = 'INAPPLICABLE'
3 - 7 = 'AGE AS OF JAN. 1,1991';

```

```
VALUE ARENUM1X
```

```

-1 = 'INAPPLICABLE'
-7 = 'REFUSED'
-8 = 'DK'
-9 = 'NOT ASCERTAINED'
1 - 3 = 'NUMBER OF ADDITIONAL PROGRAMS';

```

```
VALUE CENSUSDV
```

```

-1 = 'INAPPLICABLE'
1 = 'NEW ENGLAND'
2 = 'MIDDLE ATLANTIC'
3 = 'EAST NORTH CENTRAL'
4 = 'WEST NORTH CENTRAL'
5 = 'SOUTH ATLANTIC'
6 = 'EAST SOUTH CENTRAL'
7 = 'WEST SOUTH CENTRAL'
8 = 'MOUNTAIN'
9 = 'PACIFIC';

```

```
VALUE CENSUSRG
```

```

-1 = 'INAPPLICABLE'
1 = 'NORTHEAST'
2 = 'MIDWEST'
3 = 'SOUTH'
4 = 'WEST';

```

```
VALUE ACTIVITY
```

```

-1 = 'INAPPLICABLE'
-7 = 'REFUSED'
-8 = 'DK'
-9 = 'NOT ASCERTAINED'
1 = 'KEEPING HOUSE/CARING FOR CHILDREN'
2 = 'GOING TO SCHOOL'
3 = 'RETIRED'
4 = 'UNABLE TO WORK'
91 = 'OTHER (SPECIFY)';

```

```
VALUE YES
```

```

-1 = 'INAPPLICABLE'
1 = 'IMPUTED VALUE';

```

```
VALUE HIGHGRAD
```

```

-1 = 'INAPPLICABLE'
-7 = 'REFUSED'
-8 = 'DK'
-9 = 'NOT ASCERTAINED'
1 = 'UP TO EIGHTH GRADE'
2 = 'NINTH TO ELEVENTH GRADE'
3 = 'HIGH SCHOOL DIPLOMA OR EQUIVALENT'
4 = 'VOCATIONAL/TECHNICAL AFTER HIGH SCHOOL'
5 = '1-2 YEARS OF COLLEGE'
6 = 'ASSOCIATE'S DEGREE'
7 = '3-4 YEARS OF COLLEGE'
8 = 'BACHELOR'S DEGREE'

```

9 = 'GRADUATE OR PROFESSIONAL SCHOOL';
 VALUE MOMHRS1X
 -1 = 'INAPPLICABLE'
 -7 = 'REFUSED'
 -8 = 'DK'
 -9 = 'NOT ASCERTAINED'
 0 - 99 = 'HOURS WORKED BY PARENT';
 VALUE TALK
 -1 = 'INAPPLICABLE'
 -7 = 'REFUSED'
 -8 = 'DK'
 -9 = 'NOT ASCERTAINED'
 1 = 'EVERY TIME OR MOST TIMES CHILD GOES'
 2 = 'FREQUENTLY'
 3 = 'OCCASIONALLY'
 4 = 'RARELY OR NEVER'
 5 = 'NO EXPERIENCE/NEWLY ENROLLED';
 VALUE NUMADLTS
 -1 = 'INAPPLICABLE'
 -7 = 'REFUSED'
 -8 = 'DK'
 -9 = 'NOT ASCERTAINED'
 1 - 21 = '# OF ADULTS IN GROUP';
 VALUE DAYCDROP
 -1 = 'INAPPLICABLE'
 -7 = 'REFUSED'
 -8 = 'DK'
 -9 = 'NOT ASCERTAINED'
 1 = 'YES'
 2 = 'NO'
 3 = 'NO EXPERIENCE/NEWLY ENROLLED';
 VALUE DAYS
 -1 = 'INAPPLICABLE'
 -7 = 'REFUSED'
 -8 = 'DK'
 -9 = 'NOT ASCERTAINED'
 1 - 7 = '# OF DAYS EA WK CHILD ATTENDS DAYCARE';
 VALUE CAREHR1X
 -1 = 'INAPPLICABLE'
 -7 = 'REFUSED'
 -8 = 'DK'
 -9 = 'NOT ASCERTAINED'
 1 - 84 = 'HOURS CARE PROVIDED';
 VALUE NUMKIDS
 -1 = 'INAPPLICABLE'
 -7 = 'REFUSED'
 -8 = 'DK'
 -9 = 'NOT ASCERTAINED'
 1 - 75 = '# OF KIDS IN GROUP';
 VALUE DAYCNUM
 -1 = 'INAPPLICABLE'
 -7 = 'REFUSED'
 -8 = 'DK'
 -9 = 'NOT ASCERTAINED'
 1 - 4 = '# OF DAYCARE CENTERS CURRENTLY ATTENDING';
 VALUE FULLDAY
 -1 = 'INAPPLICABLE'
 -7 = 'REFUSED'
 -8 = 'DK'
 -9 = 'NOT ASCERTAINED'
 1 = 'FULL-DAY'
 2 = 'PART-DAY';
 VALUE MONTHS
 -1 = 'INAPPLICABLE'
 -7 = 'REFUSED'
 -8 = 'DK'
 -9 = 'NOT ASCERTAINED'
 0 - 12 = 'MONTHS';

VALUE DOBY
 -1 = 'INAPPLICABLE'
 -7 = 'REFUSED'
 -8 = 'DK'
 -9 = 'NOT ASCERTAINED'
 83 - 87 = 'YEAR';

VALUE FALLGRAD
 -1 = 'INAPPLICABLE'
 -7 = 'REFUSED'
 -8 = 'DK'
 -9 = 'NOT ASCERTAINED'
 1 = 'KINDERGARTEN'
 2 = 'FIRST GRADE';

VALUE \$SEXP
 '-1' = 'INAPPLICABLE'
 '-7' = 'REFUSED'
 '-8' = 'DK'
 '-9' = 'NOT ASCERTAINED'
 'F' = 'FEMALE'
 'M' = 'MALE';

VALUE \$NEWGRAD
 '-1' = 'INAPPLICABLE'
 '-7' = 'REFUSED'
 '-8' = 'DK'
 '-9' = 'NOT ASCERTAINED'
 '0' = 'NOT ENROLLED LAST YEAR'
 '1' = 'FIRST GRADE'
 '2' = 'SECOND GRADE'
 '3' = 'THIRD GRADE'
 '4' = 'FOURTH GRADE'
 '5' = 'FIFTH GRADE'
 '6' = 'UNGRADED SPECIAL ED.'
 '7' = 'OTHER UNGRADED'
 'K' = 'KINDERGARTEN'
 'N' = 'NURSERY/PREKINDERGARTEN'
 'P' = 'PRE-FIRST/TRANS. FIRST'
 'T' = 'TRANSITIONAL KINDERGARTEN';

VALUE HANDTYPE
 -1 = 'INAPPLICABLE'
 -7 = 'REFUSED'
 -8 = 'DK'
 -9 = 'NOT ASCERTAINED'
 1 = 'A LEARNING DISABILITY'
 10 = 'OTHER HEALTH PROBLEM'
 11 = 'MULTIPLE HANDICAPS'
 2 = 'MENTAL RETARDATION'
 3 = 'SPEECH IMPAIRMENT'
 4 = 'SEVERE EMOTIONAL DISTURBANCE'
 5 = 'HARDNESS OF HEARING'
 6 = 'DEAFNESS'
 7 = 'ORTHOPEDIC IMPAIRMENT'
 8 = 'VISUAL IMPAIRMENT/BLINDNESS'
 9 = 'DEAFNESS AND BLINDNESS';

VALUE HOMESCHL
 -1 = 'INAPPLICABLE'
 -7 = 'REFUSED'
 -8 = 'DK'
 -9 = 'NOT ASCERTAINED'
 1 = 'YES, HOME SCHOOL'
 2 = 'YES, ALTERNATIVE PROGRAM'
 3 = 'NO';

VALUE HOMETYPE
 -1 = 'INAPPLICABLE'
 -7 = 'REFUSED'
 -8 = 'DK'
 -9 = 'NOT ASCERTAINED'
 0 = 'BLANKS ALLOWED'
 1 = 'SINGLE FAMILY HOUSE OR TOWNHOUSE'

2 = 'APARTMENT'
 3 = 'SOME OTHER TYPE OF HOME';
 VALUE INCOMRNG
 -1 = 'INAPPLICABLE'
 -7 = 'REFUSED'
 -8 = 'DK'
 -9 = 'NOT ASCERTAINED'
 0 = 'BLANKS ALLOWED'
 1 = '\$5,000 OR LESS'
 10 = 'OVER \$75,000'
 2 = '\$5,001 TO \$10,000'
 3 = '\$10,001 TO \$15,000'
 4 = '\$15,001 TO \$20,000'
 5 = '\$20,001 TO \$25,000'
 6 = '\$25,001 TO \$30,000'
 7 = '\$30,001 TO \$40,000'
 8 = '\$40,001 TO \$50,000'
 9 = '\$50,001 TO \$75,000';
 VALUE CHURCH
 -1 = 'INAPPLICABLE'
 -7 = 'REFUSED'
 -8 = 'DK'
 -9 = 'NOT ASCERTAINED'
 1 = 'CHURCH-RELATED'
 2 = 'NOT CHURCH-RELATED';
 VALUE KINDNROL
 -1 = 'INAPPLICABLE'
 -7 = 'REFUSED'
 -8 = 'DK'
 -9 = 'NOT ASCERTAINED'
 1 = 'WHEN OLD ENOUGH'
 2 = 'WAITED';
 VALUE KINDNUM
 -1 = 'INAPPLICABLE'
 -7 = 'REFUSED'
 -8 = 'DK'
 -9 = 'NOT ASCERTAINED'
 1 = 'ONE'
 2 = 'TWO';
 VALUE PUBLIC
 -1 = 'INAPPLICABLE'
 -7 = 'REFUSED'
 -8 = 'DK'
 -9 = 'NOT ASCERTAINED'
 1 = 'PUBLIC'
 2 = 'PRIVATE';
 VALUE KINDWHEN
 -1 = 'INAPPLICABLE'
 -7 = 'REFUSED'
 -8 = 'DK'
 -9 = 'NOT ASCERTAINED'
 1 = 'WHEN OLD ENOUGH'
 2 = 'WILL WAIT';
 VALUE KINDYEAR
 -1 = 'INAPPLICABLE'
 -7 = 'REFUSED'
 -8 = 'DK'
 -9 = 'NOT ASCERTAINED'
 1 = 'FIRST'
 2 = 'SECOND';
 VALUE \$SURVR
 '-1' = 'INAPPLICABLE'
 'PF' = 'COMPLETE, PRESCHOOLER W/FOLLOWUP'
 'PN' = 'COMPLETE, PRESCHOOLER NO FOLLOWUP';
 VALUE MOMAGE
 -1 = 'INAPPLICABLE'
 -7 = 'REFUSED'
 -8 = 'DK'

-9 = 'NOT ASCERTAINED'
 16 - 71 = 'MOTHER OR FEMALE GUARDIAN AGE';

VALUE LANGUAGE
 -1 = 'INAPPLICABLE'
 -7 = 'REFUSED'
 -8 = 'DK'
 -9 = 'NOT ASCERTAINED'
 1 = 'ENGLISH'
 2 = 'SPANISH'
 3 = 'ASIAN LANGUAGE'
 91 = 'OTHER LANGUAGE';

VALUE MOMSPEAK
 -1 = 'INAPPLICABLE'
 -7 = 'REFUSED'
 -8 = 'DK'
 -9 = 'NOT ASCERTAINED'
 1 = 'ENGLISH'
 2 = 'SPANISH'
 3 = 'ASIAN LANGUAGE'
 4 = 'OTHER LANGUAGE';

VALUE NEWMOM
 -1 = 'INAPPLICABLE'
 -7 = 'REFUSED'
 -8 = 'DK'
 -9 = 'NOT ASCERTAINED'
 12 - 68 = 'AGE WHEN FIRST BECAME MOM';

VALUE NOKIND
 -1 = 'INAPPLICABLE'
 -7 = 'REFUSED'
 -8 = 'DK'
 -9 = 'NOT ASCERTAINED'
 1 = 'FULL-DAY NOT AVAILABLE'
 2 = 'SCHOOL REPENDENT WANTS NOT AVAILABLE'
 3 = 'DON'T THINK KINDERGARTEN IS NECESSARY'
 4 = 'CHILD IS IN AN ALTERNATIVE PROGRAM'
 5 = 'PREFER TO EDUCATE CHILD AT HOME'
 6 = 'CHILD HAS SPECIAL NEEDS/PROBLEMS'
 91 = 'OTHER (SPECIFY)';

VALUE WHERECARE
 -1 = 'INAPPLICABLE'
 -7 = 'REFUSED'
 -8 = 'DK'
 -9 = 'NOT ASCERTAINED'
 1 = 'OWN HOME'
 2 = 'OTHER HOME'
 3 = 'BOTH/VARIES';

VALUE NUMBER
 -1 = 'INAPPLICABLE'
 -7 = 'REFUSED'
 -8 = 'DK'
 -9 = 'NOT ASCERTAINED'
 1 = 'NONE'
 2 = '1 OR 2 BOOKS'
 3 = '3 TO 9 BOOKS'
 4 = '10 OR MORE BOOKS';

VALUE NUMPERS
 -1 = 'INAPPLICABLE'
 -7 = 'REFUSED'
 -8 = 'DK'
 -9 = 'NOT ASCERTAINED'
 0 = 'BLANKS ALLOWED'
 2 - 15 = 'NUMBER OF PEOPLE';

VALUE OWNHOME
 -1 = 'INAPPLICABLE'
 -7 = 'REFUSE'
 -8 = 'DK'
 -9 = 'NOT ASCERTAINED'
 0 = 'BLANKS ALLOWED'

1 = 'OWN YOUR HOME'
 2 = 'RENT YOUR HOME'
 3 = 'HAVE SOME OTHER ARRANGEMENT';
 VALUE MARRIED
 -1 = 'INAPPLICABLE'
 -7 = 'REFUSED'
 -8 = 'DK'
 -9 = 'NOT ASCERTAINED'
 1 = 'MARRIED'
 2 = 'SEPARATED'
 3 = 'DIVORCED'
 4 = 'WIDOWED'
 5 = 'LIVING TOGETHER'
 6 = 'NOT MARRIED';
 VALUE PARNRELN
 -1 = 'INAPPLICABLE'
 -7 = 'REFUSED'
 -8 = 'DK'
 -9 = 'NOT ASCERTAINED'
 1 = 'NATURAL OR ADOPTIVE MOTHER'
 2 = 'STEPMOTHER/OTHER FEMALE GUARDIAN'
 3 = 'NATURAL OR ADOPTIVE FATHER'
 4 = 'STEPFATHER/OTHER MALE GUARDIAN'
 5 = 'GRANDPARENT'
 6 = 'BROTHER/SISTER'
 7 = 'OTHER RELATIVE'
 8 = 'NONRELATIVE';
 VALUE PREKHS
 -1 = 'INAPPLICABLE'
 -7 = 'REFUSED'
 -8 = 'DK'
 -9 = 'NOT ASCERTAINED'
 1 = 'SCHOOL'
 2 = 'HOME'
 3 = 'OTHER CENTER';
 VALUE PREKNUM
 -1 = 'INAPPLICABLE'
 -7 = 'REFUSED'
 -8 = 'DK'
 -9 = 'NOT ASCERTAINED'
 0 - 4 = '# OF NURSERY SCHOOLS, PREKS, HEAD STARTS';
 VALUE REKTP1X
 -1 = 'INAPPLICABLE'
 -7 = 'REFUSED'
 -8 = 'DK'
 -9 = 'NOT ASCERTAINED'
 1 = 'NURSERY SCHOOL'
 2 = 'PREKINDERGARTEN'
 3 = 'HEAD START PROGRAM';
 VALUE REKTP2X
 -1 = 'INAPPLICABLE'
 -7 = 'REFUSED'
 -8 = 'DK'
 -9 = 'NOT ASCERTAINED'
 1 = 'NURSERY SCHOOL'
 2 = 'PREKINDERGARTEN'
 3 = 'HEAD START PROGRAM'
 4 = 'MORE THAN ONE TYPE';
 VALUE \$PROGCO
 '-1' = 'INAPPLICABLE'
 '-7' = 'REFUSED'
 '-8' = 'DK'
 '-9' = 'NOT ASCERTAINED'
 '1' = 'RELIGIOUS EDUCATION'
 '2' = 'LIBRARY PROGRAMS'
 '3' = 'PHYSICAL EDUCATION/ACTIVITIES'
 '4' = 'ART EDUCATION/PERFORMING ARTS'
 '5' = 'INDIVIDUALIZED SPECIAL EDUCATION'

'6' = 'BEFORE/AFTER SCHOOL CARE'

'7' = 'MOTHER'S DAY OUT'

'8' = 'OTHER';

VALUE RACE

-1 = 'INAPPLICABLE'

-7 = 'REFUSED'

-8 = 'DK'

-9 = 'NOT ASCERTAINED'

1 = 'WHITE'

2 = 'BLACK'

3 = 'NATIVE AMERICAN OR ALASKAN NATIVE'

4 = 'ASIAN OR PACIFIC ISLANDER'

91 = 'SOME OTHER RACE';

VALUE FREQUENT

-1 = 'INAPPLICABLE'

-7 = 'REFUSED'

-8 = 'DK'

-9 = 'NOT ASCERTAINED'

1 = 'NEVER'

2 = 'SEVERAL TIMES A YEAR'

3 = 'SEVERAL TIMES A MONTH'

4 = 'AT LEAST THREE TIMES A WEEK'

5 = 'EVERY DAY';

VALUE REGIONED

-1 = 'INAPPLICABLE'

-9 = 'NOT ASCERTAINED'

1 = 'NORTHEAST'

2 = 'CENTRAL'

3 = 'SOUTHEAST'

4 = 'WEST';

VALUE RULEFAM

-1 = 'INAPPLICABLE'

-7 = 'REFUSED'

-8 = 'DK'

-9 = 'NOT ASCERTAINED'

1 = 'FAMILY RULE'

2 = 'NOT INTERESTED'

95 = 'DON'T HAVE TELEVISION';

VALUE STRTKIND

-1 = 'INAPPLICABLE'

-7 = 'REFUSED'

-8 = 'DK'

-9 = 'NOT ASCERTAINED'

1 = 'DON'T PLAN FOR CHILD TO ATTEND KINDRGRTN'

2 = 'THIS COMING FALL'

3 = 'FALL 1992'

4 = 'FALL 1993'

5 = 'FALL 1994';

VALUE TVHOURS

-1 = 'INAPPLICABLE'

-7 = 'REFUSED'

-8 = 'DK'

-9 = 'NOT ASCERTAINED'

0 - 15 = 'HOURS PER DAY WATCHING TV/VIDEOS'

95 = 'DO NOT HAVE A TV'

96 = 'LESS THAN ONE HOUR PER DAY';

VALUE URBAN

-1 = 'INAPPLICABLE'

-9 = 'NOT ASCERTAINED'

0 = 'NON'

1 = 'MSA'

2 = 'NECMA';

VALUE TIMES

-1 = 'INAPPLICABLE'

-7 = 'REFUSED'

-8 = 'DK'

-9 = 'NOT ASCERTAINED'

1 = '1-2 TIMES'

2 = '3+ TIMES';
 VALUE DYESNO
 . = 'NA/MISSING'
 0 = 'NO'
 1 = 'YES';
 VALUE \$ALLGRAD
 . = 'NA/MISSING'
 '0' = 'NOT ENROLLED '
 'N' = 'NURSERY,PREK, HDST '
 'K' = 'KINDERGARTEN '
 'T' = 'TRANS KINDERGARTN '
 'P' = 'PRE-FIRST/TRANS 1ST '
 '1' = 'FIRST GRADE/EQUIV '
 '2' = 'SECOND GRADE/EQUIV '
 '3' = 'THIRD GRADE/EQUIV '
 '4' = 'FOURTH GRADE/EQUIV '
 '5' = 'FIFTH GRADE/EQUIV '
 '6' = 'UNGRADED & NO EQUIV';
 VALUE AEEVER
 . = 'NA/MISSING'
 0 = 'NEVER '
 1 = 'PAST 12 MTHS '
 2 = 'PAST 3Y N/PAST 12M '
 3 = 'BEFORE PAST 3YRS ';
 VALUE DADLABOR
 . = 'NA/MISSING'
 1 = 'EMP-IN LBR FORCE '
 2 = 'UNEMP-IN LBR FORCE '
 3 = 'KEEP HOUS/CHILD CARE '
 4 = 'GOING TO SCHOOL '
 5 = 'RETIRED/UNABLE WORK '
 6 = 'OTHER ';
 VALUE MOMLABOR
 . = 'NA/MISSING'
 1 = 'EMP-IN LBR FORCE '
 2 = 'UNEMP-IN LBR FORCE '
 3 = 'KEEP HOUS/CHILD CARE '
 4 = 'GOING TO SCHOOL '
 5 = 'RETIRED/UNABLE WORK '
 6 = 'OTHER ';
 VALUE AEEMPREQ
 . = 'NA/MISSING'
 0 = 'NO '
 1 = 'YES '
 2 = 'N/EMP WHEN TAKING';
 VALUE RACEETHN
 . = 'NA/MISSING'
 1 = 'WHITE, NON-HISPANIC '
 2 = 'BLACK, NON-HISPANIC '
 3 = 'HISPANIC '
 4 = 'ALL OTHER RACES ';
 VALUE HIDEGREE
 . = 'NA/MISSING'
 1 = 'LESS THAN H/S DIP '
 2 = 'H/S DIP/EQUIV '
 3 = 'ASSOCIATE DEG '
 4 = 'BACH DEG/HIGHER ';
 VALUE INCLEVEL
 . = 'NA/MISSING'
 1 = '\$10,000 OR LESS '
 2 = '\$10,001-\$15,000 '
 3 = '\$15,001-\$20,000 '
 4 = '\$20,001-\$25,000 '
 5 = '\$25,001-\$30,000 '
 6 = '\$30,001-\$40,000 '
 7 = '\$40,001-\$50,000 '
 8 = '\$50,001-\$75,000 '
 9 = 'OVER \$75,000 ';

VALUE AELABOR
 . = 'NA/MISSING'
 1 = 'EMPLOYED'
 2 = 'UNEMPLOYED'
 3 = 'NOT IN LABOR FORCE';
 VALUE PARNTCOL
 . = 'NA/MISSING'
 1 = 'SINGLE/BOTH <COL'
 2 = '1 <COL, 1 COL DEG'
 3 = 'SINGLE/BOTH COL DEG';
 VALUE PARGRADE
 . = 'NA/MISSING'
 1 = 'LESS THAN H/S'
 2 = 'H/S GRAD/EQUIVALENT'
 3 = 'VOC/TECH/SOME COLL'
 4 = 'COLLEGE GRADUATE'
 5 = 'GRADUATE/PROF SCHOOL'
 9 = 'NEITHER PARENT IN HH';
 VALUE PARNTHS
 . = 'NA/MISSING'
 1 = 'SINGLE/BOTH <H/S'
 2 = '1 <H/S, 1 H/S DEG'
 3 = 'SINGLE/BOTH H/S DEG';
 VALUE SCHOOLNG
 . = 'NA/MISSING'
 1 = 'UP TO 8TH GRD'
 2 = '9-11 GRADE'
 3 = '12TH GRADE'
 4 = 'VOC AFTER H/S'
 5 = 'SOME COLLEGE'
 6 = 'ASSOCIATE DEG'
 7 = 'BACH DEG/HIGHER';
 VALUE TEENMOM
 . = 'NA/MISSING'
 1 = '17 OR YOUNGER'
 2 = 'AGE 18 OR 19'
 3 = 'AGE 20 OR OLDER';
 VALUE DAEMPLD
 . = 'NA/MISSING'
 1 = '=> 35 HRS P/WEEK'
 2 = '< 35 HRS P/WEEK'
 3 = 'HRS N/SPECIFIED'
 4 = 'LOOKING F/WORK'
 5 = 'N/IN LABOR FORCE';
 VALUE MOMEMPLD
 . = 'NA/MISSING'
 1 = '=> 35 HRS P/WEEK'
 2 = '< 35 HRS P/WEEK'
 3 = 'HRS N/SPECIFIED'
 4 = 'LOOKING F/WORK'
 5 = 'N/IN LABOR FORCE';
 VALUE FAMTYPE
 . = 'NA/MISSING'
 1 = '1 PARENT IN HH'
 2 = '2 PARENTS IN HH'
 3 = '3 NO PARENTS IN HH';
 VALUE \$AGEKIND
 ' ' = 'NA/MISSING'
 ' 3 1'- ' 7 6' = 'AGE OF ENTRY INTO K';
 VALUE HRSCARE
 . = 'NA/MISSING'
 0-161 = 'TOTAL HOURS OF CARE';
 VALUE PRIMCARE
 . = 'NA/MISSING'
 0 = 'NO CARE ARRANGEMENT'
 1 = 'REL CARE CH HOME'
 2 = 'REL C OUT CH HOME'
 3 = 'NONREL C CH HOME'

4 = 'NONREL C OUT CH HOME'
 5 = 'DAYCARE CENTER'
 6 = 'NURSERY/PREK/HEAD START'
 7 = 'EQUAL HRS 2 TYPES';
 VALUE RATIODC
 . = 'NA/MISSING'
 1-35 = 'RATIO OF CHILD/ADULT';
 VALUE RATIOPRK
 . = 'NA/MISSING'
 1-30 = 'RATIO OF CHILD/ADULT';
 VALUE TYPECARE
 . = 'NA/MISSING'
 0 = 'NOT IN RES, NONPAR CARE'
 1 = 'HOME-BASED CARE ONLY'
 2 = 'CENTER-BASED CARE ONLY'
 3 = 'HOME-BASE & CENTER-BASED';
 RUN;

FORMAT

AFTRKIND YESNO.
 AGE90 AGE90X.
 AGEKIND \$AGEKIND.
 ALLGRADE \$ALLGRAD.
 ANYCARE DYESNO.
 CARE YESNO.
 CARENUM ARENUM1X.
 CENSUSDV CENSUSDV.
 CENSUSRG CENSUSRG.
 CONCRTMO YESNO.
 CONCRTYR YESNO.
 DADACTY ACTIVITY.
 DADADS YESNO.
 DADDIPL YESNO.
 DADDIPLF YES.
 DADEMPD YESNO.
 DADEMPD DADEMPD.
 DADGRADE HIGHGRAD.
 DADGRADF YES.
 DADHOURS MOMHRS1X.
 DADLABOR DADLABOR.
 DADLEAVE YESNO.
 DADLOOK YESNO.
 DADNOTH YESNO.
 DADOTHR YESNO.
 DADPRIV YESNO.
 DADPUBL YESNO.
 DADREL YESNO.
 DADWORK YESNO.
 DADWORKF YES.
 DAYCACT1 TALK.
 DAYCACT2 TALK.
 DAYCACT3 TALK.
 DAYCADL1 NUMADLTS.
 DAYCADL2 NUMADLTS.
 DAYCADL3 NUMADLTS.
 DAYCARE YESNO.
 DAYCCAL1 DAYCDROP.
 DAYCCAL2 DAYCDROP.
 DAYCCAL3 DAYCDROP.
 DAYCDAY1 DAYS.
 DAYCDAY2 DAYS.
 DAYCDAY3 DAYS.
 DAYCDRO1 DAYCDROP.
 DAYCDRO2 DAYCDROP.
 DAYCDRO3 DAYCDROP.
 DAYCEVER YESNO.
 DAYCEVHS YESNO.
 DAYCEVIN YESNO.

DAYCHEA1	YESNO.
DAYCHEA2	YESNO.
DAYCHEA3	YESNO.
DAYCHRS1	CAREHR1X.
DAYCHRS2	CAREHR1X.
DAYCHRS3	CAREHR1X.
DAYCINS1	YESNO.
DAYCINS2	YESNO.
DAYCINS3	YESNO.
DAYCKID1	NUMKIDS.
DAYCKID2	NUMKIDS.
DAYCKID3	NUMKIDS.
DAYCNUM	DAYCNUM.
DAYCPRG1	FULLDAY.
DAYCPRG2	FULLDAY.
DAYCPRG3	FULLDAY.
DAYCTAL1	TALK.
DAYCTAL2	TALK.
DAYCTAL3	TALK.
DCNFLAG	YES.
DOBMM	MONTHS.
DOBY	DOBY.
ENROLL	YESNO.
ENROLL F	YES.
EVERCARE	DYESNO.
FALLGRAD	FALLGRAD.
FAMDAYC	DYESNO.
FAMTYPE	FAMTYPE.
FATHER	YESNO.
FEMGUARD	YESNO.
FULLDAY1	FULLDAY.
FULLDAY2	FULLDAY.
GENDER	\$SEX.
GENDERF	YES.
GRADE	\$NEWGRAD.
GRADEEQ	\$NEWGRAD.
GRADEF	YES.
GRNDPARN	YESNO.
HANDICAF	YES.
HANDICAP	YESNO.
HANDTYPE	HANDTYPE.
HISPANIC	YESNO.
HISPANIF	YES.
HOMESCHL	HOMESCHL.
HOMETYPE	HOMETYPE.
HRSCARE	HRSCARE.
INCOMRNF	YES.
INCOMRNG	INCOMRNG.
KINDBETR	YESNO.
KINDCHU1	CHURCH.
KINDCHU2	CHURCH.
KINDELSE	YESNO.
KINDFALL	YESNO.
KINDFUL	YESNO.
KINDGRUP	YESNO.
KINDHOME	YESNO.
KINDMAT	YESNO.
KINDMOVE	YESNO.
KINDNROL	KINDNROL.
KINDNUM	KINDNUM.
KINDOTH	YESNO.
KINDPART	YESNO.
KINDPROB	YESNO.
KINDPROG	YESNO.
KINDPUB1	PUBLIC.
KINDPUB2	PUBLIC.
KINDSCHL	YESNO.
KINDSPAN	YESNO.

KINDWHEN	KINDWHEN.
KINDYEAR	KINDYEAR.
LASTYEAR	\$NEWGRAD.
LIBRAYMO	YESNO.
LIBRAYR	YESNO.
MAINRSLT	\$SURVR.
MALGUARD	YESNO.
MOMACTY	ACTIVITY.
MOMADS	YESNO.
MOMAGE	MOMAGE.
MOMAGEF	YES.
MOMDIPL	YESNO.
MOMDIPLF	YES.
MOMEMPL	YESNO.
MOMEMPLD	MOMEMPLD.
MOMGRADE	HIGHGRAD.
MOMGRADF	YES.
MOMHOURS	MOMHRS1X.
MOMLABOR	MOMLABOR.
MOMLANG	LANGUAGE.
MOMLANGF	YES.
MOMLEAVE	YESNO.
MOMLOOK	YESNO.
MOMNOTH	YESNO.
MOMOTHR	YESNO.
MOMPRIV	YESNO.
MOMPUBL	YESNO.
MOMREL	YESNO.
MOMSPEAK	MOMSPEAK.
MOMWORK	YESNO.
MOMWORKF	YES.
MOTHER	YESNO.
MOVIEMO	YESNO.
MOVIEYR	YESNO.
MUSEUMMO	YESNO.
MUSEUMYR	YESNO.
NEWMOM	NEWMOM.
NEWMOMF	YES.
NEWSPAPR	YESNO.
NOKIND	NOKIND.
NONREL	YESNO.
NRELCARE	YESNO.
NRELEVER	YESNO.
NRELHOME	WHERECARE.
NRELHRS	CAREHR1X.
NUMBOOKS	NUMBER.
NUMPERS	NUMPERS.
NUMPERSF	YES.
OTHREL	YESNO.
OWNHOME	OWNHOME.
OWNHOMEF	YES.
PARGRADE	PARGRADE.
PARKMO	YESNO.
PARKYR	YESNO.
PARNMARF	YES.
PARNMARI	MARRIED.
PARNRELN	PARNRELN.
PARNTCOL	PARNTCOL.
PARNTHS	PARNTHS.
PREKACT1	TALK.
PREKACT2	TALK.
PREKACT3	TALK.
PREKACT4	TALK.
PREKADL1	NUMADLTS.
PREKADL2	NUMADLTS.
PREKADL3	NUMADLTS.
PREKADL4	NUMADLTS.
PREKCAL1	DAYCDROP.

PREKCAL2	DAYCDROP.
PREKCAL3	DAYCDROP.
PREKCAL4	DAYCDROP.
PREKDAY1	DAYS.
PREKDAY2	DAYS.
PREKDAY3	DAYS.
PREKDAY4	DAYS.
PREKDRO1	DAYCDROP.
PREKDRO2	DAYCDROP.
PREKDRO3	DAYCDROP.
PREKDRO4	DAYCDROP.
PREKEVER	YESNO.
PREKEVHS	YESNO.
PREKEVIN	YESNO.
PREKHEA1	YESNO.
PREKHEA2	YESNO.
PREKHEA3	YESNO.
PREKHEA4	YESNO.
PREKHS1	CAREHR1X.
PREKHS2	CAREHR1X.
PREKHS3	CAREHR1X.
PREKHS4	CAREHR1X.
PREKHS1	PREKHS.
PREKHS2	PREKHS.
PREKHS3	PREKHS.
PREKHS4	PREKHS.
PREKINS1	YESNO.
PREKINS2	YESNO.
PREKINS3	YESNO.
PREKINS4	YESNO.
PREKKID1	NUMKIDS.
PREKKID2	NUMKIDS.
PREKKID3	NUMKIDS.
PREKKID4	NUMKIDS.
PREKNUM	PREKNUM.
PREKNURS	YESNO.
PREKPRG1	FULLDAY.
PREKPRG2	FULLDAY.
PREKPRG3	FULLDAY.
PREKPRG4	FULLDAY.
PREKTAL1	TALK.
PREKTAL2	TALK.
PREKTAL3	TALK.
PREKTAL4	TALK.
PREKTPE1	REKTYP1X.
PREKTPE2	REKTYP1X.
PREKTPE3	REKTYP1X.
PREKTPE4	REKTYP1X.
PREKTYP2	REKTYP2X.
PRIMCARE	PRIMCARE.
PROGCOD1	\$PROGCOD.
PROGCOD2	\$PROGCOD.
PROGCOD3	\$PROGCOD.
PROGDAY1	DAYS.
PROGDAY2	DAYS.
PROGDAY3	DAYS.
PROGHR1	CAREHR1X.
PROGHR2	CAREHR1X.
PROGHR3	CAREHR1X.
RACE	RACE.
RACEETHN	RACEETHN.
RACEF	YES.
RATIODC	RATIODC.
RATIOPRK	RATIOPRK.
READTO	FREQUENT.
REGION	REGIONED.
RELCARE	YESNO.
RELEVER	YESNO.

RELHOME	WHERCARE.
RELHRS	CAREHR1X.
REPTKIND	DYESNO.
RULEDAYS	YESNO.
RULEFAM	RULEFAM.
RULEHRS	YESNO.
RULETIME	YESNO.
RULE1/HAT	YESNO.
SECKBEHV	YESNO.
SECKGRAD	YESNO.
SECKMAT	YESNO.
SECKMOVE	YESNO.
SECKOTHR	YESNO.
SECKPLAN	YESNO.
SECKSICK	YESNO.
SECKTEST	YESNO.
SIBLING	YESNO.
STRTKIND	STRTKIND.
TEENMOM	TEENMOM.
TVHOURS	TVHOURS.
TYPECARE	TYPECARE.
URBAN	URBAN.
WEIGH3	YESNO.
WEIGH5	YESNO.
WEIGH5F	YES.
WHYBETR	YESNO.
WHYELSE	YESNO.
WHYFULL	YESNO.
WHYGRUP	YESNO.
WHYHOME	YESNO.
WHYMAT	YESNO.
WHYMOVE	YESNO.
WHYOTHR	YESNO.
WHYPART	YESNO.
WHYPROB	YESNO.
WHYPROG	YESNO.
WHYSCHL	YESNO.
WHYSPAN	YESNO.
WKCRAFT	YESNO.
WKCRAFTN	TIMES.
WKEDTV	YESNO.
WKEDTVN	TIMES.
WKMUSIC	YESNO.
WKMUSICN	TIMES.
WKPLAY	YESNO.
WKPLAYN	TIMES.
WKREAD	YESNO.
WKREADN	TIMES.
WKSANG	YESNO.
WKSANGN	TIMES.
WKSTORY	YESNO.
WKSTORYN	TIMES.
WKWORDS	YESNO.
WKWORDSN	TIMES.
ZOOMO	YESNO.
ZOYR	YESNO.

;
RUN;

→

PRIMARY FILE SAS CONTROL CARDS

```
//READFILE JOB (account info),'programmer name'
//      EXEC XSAS,REGION=4096K
//SASLIB DD DSN=FORMAT.LIBRARY,DISP=SHR
//LIBRARY DD SPACE=(TRK,(50,50,60))
//WORK   DD UNIT=SYSDA,SPACE=(24322,(1850,1000),,,ROUND)
//IN1    DD DSN=PRIMARY.DATA,DISP=SHR,
//        UNIT=3400-6,VOL=SER=WV1920,LABEL=(2,SL),
//        DCB=(RECFM=FB,LRECL=983,BLKSIZE=11796)
//SYSIN  DD *
```

```
*****
**
** This is a SAS program which will read in the raw data **
** file into a SAS data file. The JCL is a generic one **
** for an IBM SYSTEM/370. Each IBM facility will have **
** its own site specific commands and conventions. These **
** conventions must be implemented by the programmer. **
**
*****;
```

```
DATA PRIMARY;
  INFILE IN1 MISSEVER;
  INPUT
```

@1	PERSID	\$9.
@10	HISPANIC	2.
@12	RACE	2.
@14	PARNRELN	2.
@16	GENDER	\$2.
@18	NUMPERS	2.
@20	HOMETYPE	2.
@22	OWNHOME	2.
@24	INCOMRNG	2.
@26	DOBMM	2.
@28	DOBY	2.
@30	MOTHER	2.
@32	FEMGUARD	2.
@34	FATHER	2.
@36	MALGUARD	2.
@38	SIBLING	2.
@40	GRNDPARN	2.
@42	OTHREL	2.
@44	NONREL	2.
@46	PARNMARI	2.
@48	ENROLL	2.
@50	HOMESCHL	2.
@52	GRADE	\$2.
@54	GRADEEQ	\$2.
@56	LASTYEAR	\$2.
@58	LASTGRAD	\$2.
@60	EQUVGRAD	\$2.
@62	EVERKIND	2.
@64	KINDPUBL	2.
@66	KINDCHRC	2.
@68	KINDMM	2.
@70	KINDYY	2.
@72	KINDYRS	2.
@74	KINDFULL	2.
@76	ENROLLED	2.
@78	WAITMAT	2.
@80	WAITSPAN	2.
@82	WAITBETR	2.
@84	WAITGRUP	2.
@86	WAITFULL	2.
@88	WAITPART	2.
@90	WAITSCHL	2.
@92	WAITMOVE	2.
@94	WAITPROB	2.
@96	WAITHOME	2.



@98	WAITPROG	2.
@100	WAITELSE	2.
@102	WAITOTHR	2.
@104	CHNGYES	2.
@106	CHNGSCHL	2.
@108	TESTFRST	2.
@110	WHYKIND	2.
@112	FIRSTMM	2.
@114	FIRSTYY	2.
@116	CHNGYES2	2.
@118	CHNGSCH2	2.
@120	REPTSUGG	2.
@122	REPTEVER	2.
@124	REPT1ST	2.
@126	REPT2ND	2.
@128	REPT3RD	2.
@130	REPTWHO1	2.
@132	REPTWHO2	2.
@134	REPTWHO3	2.
@136	REPTAGR1	2.
@138	REPTAGR2	2.
@140	REPTAGR3	2.
@142	REPTGRA1	2.
@144	REPTGRA2	2.
@146	REPTGRA3	2.
@148	REPTMAT1	2.
@150	REPTMAT2	2.
@152	REPTMAT3	2.
@154	REPTBEH1	2.
@156	REPTBEH2	2.
@158	REPTBEH3	2.
@160	REPTMOV1	2.
@162	REPTMOV2	2.
@164	REPTMOV3	2.
@166	REPTSIC1	2.
@168	REPTSIC2	2.
@170	REPTSIC3	2.
@172	REPTTES1	2.
@174	REPTTES2	2.
@176	REPTTES3	2.
@178	REPTOTH1	2.
@180	REPTOTH2	2.
@182	REPTOTH3	2.
@184	SCHLPUBL	2.
@186	SCHLCHUR	2.
@188	TALKCHLD	2.
@190	BEHAVIOR	2.
@192	SCHLWORK	2.
@194	CONCERNS	2.
@196	AVAILABL	2.
@198	METTEACH	2.
@200	TYPEMTG	2.
@202	HOMEWORK	2.
@204	HELPHMWK	2.
@206	GRADES	2.
@208	NEXTGRAD	\$2.
@210	ERELCARE	2.
@212	ERELHOME	2.
@214	ENRELCAR	2.
@216	ENRELHOM	2.
@218	EDAYCARE	2.
@220	EPREK	2.
@222	EPREKINS	2.
@224	EPREKHS	2.
@226	NUMBOOKS	2.
@228	READTO	2.
@230	CHLDREAD	2.
@232	NEWSPAPR	2.

@234	ACTIVITY	2.
@236	TVHOURS	2.
@238	RULEWHAT	2.
@240	RULETIME	2.
@242	RULEHRS	2.
@244	RULEDAYS	2.
@246	RULEFAM	2.
@248	FAMILYTV	2.
@250	DISCUSTV	2.
@252	WKREAD	2.
@254	WKREADN	2.
@256	WKEVENT	2.
@258	WKEVENTN	2.
@260	WKSCNCE	2.
@262	WKSCNCEN	2.
@264	WKCRAFT	2.
@266	WKCRAFTN	2.
@268	WKPLAY	2.
@270	WKPLAYN	2.
@272	WKEDTV	2.
@274	WKEDTVN	2.
@276	LIBRAYMO	2.
@278	LIBRAYYR	2.
@280	MOVIE MO	2.
@282	MOVIEYR	2.
@284	CONCRTMO	2.
@286	CONCRTYR	2.
@288	MUSEUMMO	2.
@290	MUSEUMYR	2.
@292	ZOOMO	2.
@294	ZOOYR	2.
@296	PARKMO	2.
@298	PARKYR	2.
@300	WEIGH5	2.
@302	WEIGH3	2.
@304	HANDICAP	2.
@306	HANDTYPE	2.
@308	MOMAGE	2.
@310	NEWMOM	2.
@312	MOMLANG	2.
@314	MOMSPEAK	2.
@316	MOMGRADE	2.
@318	MOMDIPL	2.
@320	MOMWORK	2.
@322	MOMLEAVE	2.
@324	MOMHOURS	2.
@326	MOMLOOK	2.
@328	MOMPUBL	2.
@330	MOMPRIV	2.
@332	MOMEMPL	2.
@334	MOMREL	2.
@336	MOMADS	2.
@338	MOMNOTH	2.
@340	MOMOTHR	2.
@342	MOMACTY	2.
@344	DADGRADE	2.
@346	DADDIPL	2.
@348	DADWORK	2.
@350	DADLEAVE	2.
@352	DADHOURS	2.
@354	DADLOOK	2.
@356	DADPUBL	2.
@358	DADPRIV	2.
@360	DADEMP	2.
@362	DADREL	2.
@364	DADADS	2.
@366	DADNOTH	2.
@368	DADOTHR	2.

0370	DADACTY	2.
0372	AGE90	2.
0374	AGEFIRST	\$4.
0378	AGEKIND	\$4.
0382	ALLGRADE	\$2.
0384	CENSUSDV	2.
0386	CENSUSRG	2.
0388	DAEMPLD	2.
0390	DADLABOR	2.
0392	DCNFLAG	2.
0394	EFAMDAYC	2.
0396	ESPATH	2.
0398	FAMTYPE	2.
0400	KINDTYPE	2.
0402	MAINRSLT	\$2.
0404	MOMEMPLD	2.
0406	MOMLABOR	2.
0408	PARGRADE	2.
0410	PARNTCOL	2.
0412	PARNTHS	2.
0414	PASTCARE	2.
0416	PSU	\$2.
0418	RACEETHN	2.
0420	REGION	2.
0422	REPEAT	2.
0424	REPTKIND	2.
0426	SCHTYPE	2.
0428	TEENMOM	2.
0430	URBAN	2.
0432	VSTRAT	\$2.
0434	DADDIPLF	2.
0436	DADGRADF	2.
0438	DADWORKF	2.
0440	ENROLLF	2.
0442	GENDERF	2.
0444	GRADEF	2.
0446	HANDICAF	2.
0448	HISPANIF	2.
0450	INCOMRNF	2.
0452	MOMAGEF	2.
0454	MOMDIPLF	2.
0456	MOMGRADF	2.
0458	MOMLANGF	2.
0460	MOMWORKF	2.
0462	NEWMOMF	2.
0464	NUMPERSF	2.
0466	OWNHOMEF	2.
0468	PARNMARF	2.
0470	RACEF	2.
0472	WEIGH5F	2.
0474	EWGT	10.3
0484	EWREPL1	10.3
0494	EWREPL2	10.3
0504	EWREPL3	10.3
0514	EWREPL4	10.3
0524	EWREPL5	10.3
0534	EWREPL6	10.3
0544	EWREPL7	10.3
0554	EWREPL8	10.3
0564	EWREPL9	10.3
0574	EWREPL10	10.3
0584	EWREPL11	10.3
0594	EWREPL12	10.3
0604	EWREPL13	10.3
0614	EWREPL14	10.3
0624	EWREPL15	10.3
0634	EWREPL16	10.3
0644	EWREPL17	10.3

C-36¹⁵⁸

BEST COPY AVAILABLE

0654	EWREPL18	10.3
0664	EWREPL19	10.3
0674	EWREPL20	10.3
0684	EWREPL21	10.3
0694	EWREPL22	10.3
0704	EWREPL23	10.3
0714	EWREPL24	10.3
0724	EWREPL25	10.3
0734	EWREPL26	10.3
0744	EWREPL27	10.3
0754	EWREPL28	10.3
0764	EWREPL29	10.3
0774	EWREPL30	10.3
0784	EWREPL31	10.3
0794	EWREPL32	10.3
0804	EWREPL33	10.3
0814	EWREPL34	10.3
0824	EWREPL35	10.3
0834	EWREPL36	10.3
0844	EWREPL37	10.3
0854	EWREPL38	10.3
0864	EWREPL39	10.3
0874	EWREPL40	10.3
0884	EWREPL41	10.3
0894	EWREPL42	10.3
0904	EWREPL43	10.3
0914	EWREPL44	10.3
0924	EWREPL45	10.3
0934	EWREPL46	10.3
0944	EWREPL47	10.3
0954	EWREPL48	10.3
0964	EWREPL49	10.3
0974	EWREPL50	10.3

;

LABEL

PERSID	=	"PERS KEY = BASEID 2-DIGIT PERSNUM	"
HISPANIC	=	"S5/S10C/S11 HISPANIC ETHNICITY	"
RACE	=	"S5/S10B/S11 PERSON'S RACE	"
PARNRELN	=	"S7/S9 PERSON AT S6-RELATIONSHIP TO CHILD"	"
GENDER	=	"S5 PERSON'S GENDER	"
NUMPERS	=	"S17 TOTAL NUMBER OF PEOPLE LIVING IN HH	"
HOMETYPE	=	"S19 TYPE OF HOME	"
OWNHOME	=	"S20 OWN HOME	"
INCOMRNG	=	"S22A TOTAL HOUSEHOLD INCOME - RANGE	"
DOBMM	=	"C1 MONTH OF BIRTH	"
DOBY	=	"C1 YEAR OF BIRTH	"
MOTHER	=	"C2A MOTHER LIVES IN HOUSEHOLD WITH CHILD"	"
FEMGUARD	=	"C2B FEMALE GUARDIAN LIVES W/ CHILD	"
FATHER	=	"C2C FATHER LIVES W/CHILD	"
MALGUARD	=	"C2D MALE GUARDIAN LIVES W/ CHILD	"
SIBLING	=	"C2E SIBLING LIVES W/ CHILD	"
GRNDPARN	=	"C2F GRANDPARENT LIVES W/ CHILD	"
OTHREL	=	"C2G OTHER RELATIVE LIVES W/CHILD	"
NONREL	=	"C2H NON-RELATIVE LIVES W/ CHILD	"
PARNMARI	=	"C3 CHILD'S PARENTS' MARITAL STATUS	"
ENROLL	=	"C4 CHILD ATTENDING OR ENROLLED IN SCHOOL"	"
HOMESCHL	=	"C5 HOME SCHOOLING OR TUTORING	"
GRADE	=	"C6 GRADE OR YEAR CHILD IS ATTENDING	"
GRADEEQ	=	"C7 GRADE EQUIVALENT IF REGULAR GRADES	"
LASTYEAR	=	"C7A GRADE OR YEAR OF SCHOOL CHILD IN LAS"	"
LASTGRAD	=	"E1 GRADE CHILD ATTENDING ONE YEAR AGO	"
EQUVGRAD	=	"E1A GRADE CHILD ATTENDED LAST YR-EQUIV	"
EVERKIND	=	"E2 BEFORE 1ST GRADE, EVER ATTEND KIND	"
KINDPUBL	=	"E2A - KINDERGARTEN PUBLIC/PRIVATE	"
KINDCHRC	=	"E2B - KINDERGARTEN CHURCH RELATED	"
KINDMM	=	"E3 MONTH THAT CHILD STARTED KINDERGARTEN"	"
KINDYY	=	"E3 YEAR THAT CHILD STARTED KINDERGARTEN "	"

KINDYRS = "E4 # YEARS CHILD ATTENDED KINDERGARTEN "
 KINDFULL = "E5 FULL-OR PART-DAY KINDERGARTEN "
 ENROLLED = "E6 ENROLLED CHILD IN KIND WHEN OF AGE "
 WAITMAT = "E7 NOT MATURE ENOUGH FOR K "
 WAITSPAN = "E7 DIDN'T HAVE ATTENTION SPAN FOR K "
 WAITBETR = "E7 BETTER IF CHILD OLDER BEFORE START K "
 WAITGRUP = "E7 NOT READY TO BE WITH FORMAL GROUP IN "
 WAITFULL = "E7 FULL-DAY K NOT AVAILABLE "
 WAITPART = "E7 PART-DAY K NOT AVAILABLE "
 WAITSCHL = "E7 SCHOOL WANTED NOT AVAILABLE "
 WAITMOVE = "E7 WAITED DUE TO FAMILY MOVING "
 WAITPROB = "E7 CHILD HAS SPECIAL NEEDS OR PROBLEMS "
 WAITHOME = "E7 CHILD SHOULD BE HOME WITH FAMILY "
 WAITPROG = "E7 TOO ACADEMIC FOR CHILD "
 WAITELSE = "E7 ALREADY ENROLLED IN SOMETHING ELSE "
 WAITOTHR = "E7 OTHER REASON TO DELAY K "
 CHNGYES = "E8 HAS CHILD CHANGED SCHOOL SINCE KINDER"
 CHNGSCHL = "E8A HOW MANY TIMES CHILD HAS CHANGES SCH"
 TESTFRST = "E9 TESTED FOR READINESS FOR 1ST GRADE "
 WHYKIND = "E10 WHY DECIDED NO KINDERGARTEN "
 FIRSTMM = "E10A MONTH THAT CHILD STARTED FIRST GRAD"
 FIRSTYY = "E10A YEAR THAT CHILD STARTED FIRST GRADE"
 CHNGYES2 = "E10B HAS CHILD CHANGED SCHOOL SINCE 1ST "
 CHNGSCH2 = "E10C HOW MANY TIMES HAS CHILD CHANGES SC"
 REPTSUGG = "E11 SCHOOL SUGGESTED CHILD REPEAT GRADE "
 REPTEVER = "E12 HAS CHILD EVER REPEATED SINCE KIND "
 REPT1ST = "E13 DID CHILD REPEAT FIRST GRADE "
 REPT2ND = "E13 DID CHILD REPEAT 2ND GRADE "
 REPT3RD = "E13 DID CHILD REPEAT 3RD GRADE "
 REPTWHO1 = "E14 WHO SUGGESTED CHILD REPEAT GR REC# 1"
 REPTWHO2 = "E14 WHO SUGGESTED CHILD REPEAT GR REC# 2"
 REPTWHO3 = "E14 WHO SUGGESTED CHILD REPEAT GR REC# 3"
 REPTAGR1 = "E15 DID YOU AGREE W/SUGGESTION TO REC# 1"
 REPTAGR2 = "E15 DID YOU AGREE W/SUGGESTION TO REC# 2"
 REPTAGR3 = "E15 DID YOU AGREE W/SUGGESTION TO REC# 3"
 REPTGRA1 = "E16 REPEATED - POOR GRADES/TROUBL REC# 1"
 REPTGRA2 = "E16 REPEATED - POOR GRADES/TROUBL REC# 2"
 REPTGRA3 = "E16 REPEATED - POOR GRADES/TROUBL REC# 3"
 REPTMAT1 = "E16 REPEATED - NOT MATURE ENOUGH REC# 1"
 REPTMAT2 = "E16 REPEATED - NOT MATURE ENOUGH REC# 2"
 REPTMAT3 = "E16 REPEATED - NOT MATURE ENOUGH REC# 3"
 REPTBEH1 = "E16 REPEATED - COULDN'T BEHAVE REC# 1 "
 REPTBEH2 = "E16 REPEATED - COULDN'T BEHAVE REC# 2 "
 REPTBEH3 = "E16 REPEATED - COULDN'T BEHAVE REC# 3 "
 REPTMOV1 = "E16 REPEATED - MOVED DURING SCHOO REC# 1"
 REPTMOV2 = "E16 REPEATED - MOVED DURING SCHOO REC# 2"
 REPTMOV3 = "E16 REPEATED - MOVED DURING SCHOO REC# 3"
 REPTSIC1 = "E16 REPEATED - MISSED SCHOOL, SIC REC# 1"
 REPTSIC2 = "E16 REPEATED - MISSED SCHOOL, SIC REC# 2"
 REPTSIC3 = "E16 REPEATED - MISSED SCHOOL, SIC REC# 3"
 REPTTES1 = "E16 REPEATED-POORLY ON PLACEMENT REC# 1"
 REPTTES2 = "E16 REPEATED-POORLY ON PLACEMENT REC# 2"
 REPTTES3 = "E16 REPEATED-POORLY ON PLACEMENT REC# 3"
 REPTOTH1 = "E16 REPEATED - OTHER REC# 1"
 REPTOTH2 = "E16 REPEATED - OTHER REC# 2"
 REPTOTH3 = "E16 REPEATED - OTHER REC# 3"
 SCHLPUBL = "E17 CURRENT SCHOOL - PUBLIC/PRIVATE "
 SCHLCHUR = "E17A CURRENT SCHOOL - CHURCH-RELATED "
 TALKCHLD = "E18 HOW OFTEN TALK W/CHILD ABOUT SCHOOL "
 BEHAVIOR = "E19 TEACHER CONTACTED-BEHAVIOR PROBLEMS "
 SCHLWORK = "E20 TEACHR CONTACTED-PROBS W/SCHOOL WORK"
 CONCERNS = "E21 CONTACTED TEACHER-CONCERNS AB STATUS"
 AVAILABL = "E22 TEACHER AVAILABLE TO TALK "
 METTEACH = "E23 MET W/TEACHER SINCE LAST SEPTEMBER "
 TYPMTG = "E24 TYPE OF MEETINGS W/ TEACHER "
 HOMEWORK = "E25 DAYS EACH WEEK CHILD HAS HOMEWORK "
 HELPHMWK = "E26 HOW OFTEN HELP CHILD W/ HOMEWORK "
 GRADES = "E27 CHILD'S GRADES THIS SCHOOL YEAR "

NEXTGRAD = "E28 CHILD'S EXPECTED GRADE NEXT YEAR "
ERELCARE = "E29A EVER RECEIVE CARE FROM OTHR RELATIV"
ERELHOME = "E29B OTHER RELATIVE CARE IN CHILD'S HOME"
ENRELCAR = "E30A EVER RECEIVE CARE FROM NONRELATIVE "
ENRELHOM = "E30B NONRELATIVE CARE IN CHILD'S HOME "
EDAYCARE = "D: EVER IN FAMILY DAY CARE "
EPREK = "E32 EVER ATTEND NURSERY SCHOOL/PREKIND "
EPREKINS = "E33 ANY ARRANGEMENT-PRESCHOOL INSTRUCTN "
EPREKHS = "E34 ANY ARRANGEMENT-HEAD START PROGRAM "
NUMBOOKS = "P20/E35 HOW MANY KIDS BOOKS CHILD HAVE "
READTO = "P19/E36 HOW OFTEN READ TO CHILD "
CHLDREAD = "E37 HOW OFTEN CHILD READS FOR ENJOYMENT1"
NEWSPAPR = "P21/E38 DOES FAMILY GET DAILY NEWSPAPER "
ACTIVITY = "E39 LESSONS IN SPORTS/MUSIC/ART/DRAMA "
TVHOURS = "P22/E40 HOURS PER DAY WATCHING TV/VIDEO "
RULEWHAT = "P23/E41 ANY RULES ABOUT WHAT PROGRAMS "
RULETIME = "P23/E41 ANY RULES ABOUT HOW EARLY/LATE "
RULEHRS = "P23/E41 ANY RULES ABOUT # HOURS WATCHED "
RULEDAYS = "E41 P23/E41 ANY RULES AB WEEKDAY TV HOUR"
RULEFAM = "P23A FAMILY RULE OR NOT INTERESTED IN TV"
FAMILYTV = "E42 FAMILY WATCH TV TOGETHER "
DISCUSTV = "E43 DISCUSS TV PROGRAMS W/CHILD "
WKREAD = "P24/E44 READ TO CHILD IN PAST WEEK "
WKREADN = "P24/E44 # TIMES READ TO CHILD IN PAST WK"
WKEVENT = "E44 DISCUSSED CURRENT EVENTS IN PAST WK "
WKEVENTN = "E44 # TIMES DISCUSSED CURRENT EVENTS WK "
WKSCNCE = "E44 DISCUSSED SCIENCE/NATURE PAST WEEK "
WKSCNCEN = "E44 # TIMES DISCUSSED SCIENCE/NATURE WK "
WKCRAFT = "P24/E44 ARTS & CRAFTS W/CHILD PAST WEEK "
WKCRAFTN = "P24/E44 # TIMES ARTS & CRAFTS W/ CHILD "
WKPLAY = "P24/E44 PLAYED GAMES/SPORTS PAST WEEK "
WKPLAYN = "P24/E44 # TIMES PLAYED GAMES/SPORTS "
WKEDTV = "P24/E44 WATCHED EDUC TV W/CHILD LAST WK "
WKEDTVN = "P24/E44 # TIMES WATCHED EDUC TV LAST WK "
LIBRARYMO = "P25/E45 VISITED LIBRARY IN PAST MONTH "
LIBRARYR = "P25/E45 VISITED LIBRARY IN PAST YEAR "
MOVIEMO = "P25/E45 GONE TO A MOVIE IN PAST MONTH "
MOVIEYR = "P25/E45 GONE TO A MOVIE IN PAST YEAR "
CONCRTMO = "P25/E45 TO PLAY/CONCERT/SHOW PAST MONTH "
CONCRTYR = "P25/E45 TO PLAY/CONCERT/SHOW PAST YEAR "
MUSEUMMO = "P25/E45 VISITED GALLERY/MUSEUM PAST MNTH"
MUSEUMYR = "P25/E45 VISITED GALLERY/MUSEUM PAST YEAR"
ZOOMO = "P25/E45 VISITED ZOO/AQUARIUM PAST MONTH "
ZOOYR = "P25/E45 VISITED ZOO/AQUARIUM PAST YEAR "
PARKMO = "P25/E45 VISITED PLAYGROUND/PARK PAST MTH"
PARKYR = "P25/E45 VISITED PLAYGROUND/PARK PAST YR "
WEIGH5 = "C8 WEIGH MORE THAN 5 1/2 LBS AT BIRTH "
WEIGH3 = "C9 WEIGH MORE THAN 3 LBS AT BIRTH "
HANDICAP = "C10 CHILD HAVE ANY TYPE OF HANDICAP "
HANDTYPE = "C11 CHILD'S HANDICAPPING CONDITION "
MOMAGE = "C12 CHILDS MOTHERS/FEMALE GUARD'S AGE "
NEWMOM = "C13 AGE WHEN FIRST BECAME MOTHER "
MOMLANG = "C14 FIRST LANGUAGE SPOKEN BY MOTHER "
MOMSPEAK = "C15 LANGUAGE SPOKEN MOST BY MOTHER "
MOMGRADE = "C16 HIGHEST GRADE COMPLETED - MOTHER "
MOMDIPL = "C17 MOTHER - HS DIPLOMA BEFORE VOCATION "
MOMWORK = "C18 MOTHER WORK FOR PAY LAST WEEK "
MOMLEAVE = "C19 MOTHER ON LEAVE OR VACATION LAST WK "
MOMHOURS = "C20 HOURS PER WEEK MOTHER WORKS FOR PAY "
MOMLOOK = "C21 MOTHER LOOKING FOR WORK PAST 4 WEEKS"
MOMPUBL = "C22 MOTHER-PUBLIC EMPLOYMENT AGENCY "
MOMPRIV = "C22 MOTHER-PRIVATE EMPLOYMENT AGENCY "
MOMEMPL = "C22 MOTHER-CHECKED W/ EMPLOYER DIRECTLY "
MOMREL = "C22 MOTHER-CHECKED W/ FRIENDS/RELATIVES "
MOMADS = "C22 MOTHER-PLACED OR ANSWERED ADS "
MOMNOTH = "C22 MOTHER-DID NOTHING TO FIND WORK "
MOMOTHR = "C22 WHAT HAS MOTHER BEEN DOING IN LAST 6"
MOMACTY = "C23 MOTHER'S MAIN ACTIVITY LAST WEEK "

DADGRADE = "C24 HIGHEST GRADE COMPLETED - FATHER "
DADDIPL = "C25 FATHER-HS DIPLOMA BEFORE VOCATION "
DADWORK = "C26 FATHER WORK FOR PAY LAST WEEK "
DADLEAVE = "C27 FATHER ON LEAVE OR VACATION LAST WK "
DADHOURS = "C28 HOURS PER WEEK FATHER WORKS FOR PAY "
DADLOOK = "C29 FATHER LOOKING FOR WORK PAST 4 WEEKS"
DADPUBL = "C30 FATHER-PUBLIC EMPLOYMENT AGENCY "
DADPRIV = "C30 FATHER-PRIVATE EMPLOYMENT AGENCY "
DADEMLP = "C30 FATHER-CHECKED W/ EMPLOYER DIRECTLY "
DADREL = "C30 FATHER-CHECKED W/ FRIENDS/RELATIVES "
DADADS = "C30 FATHER-PLACED OR ANSWERED ADS "
DADNOTH = "C30 FATHER-DID NOTHING TO FIND WORK "
DADOTHR = "C30 WHAT HAS DAD BEEN DOING IN LAST 4 WK"
DADACTY = "C31 FATHER'S MAIN ACTIVITY LAST WEEK "
AGE90 = "D: CALCULATED AGE AS OF JAN. 1, 1991(C1)"
AGEFIRST = "D: AGE YRS&MO AT ENTRY INTO 1ST GR "
AGEKIND = "D: AGE YRS&MO AT ENTRY INTO KGARTEN "
ALLGRADE = "D: CHD'S GRADE IN GRDED & UNGR SCH "
CENSUSDV = "CENSUS DIVISION "
CENSUSRG = "CENSUS REGION "
DADEMLD = "D: WORK STATUS OF FATHER/STEPF/M GUAR "
DADLABOR = "D: FATHER LABOR FORCE PARTICN "
DCNFLAG = "FLAG FOR DOUBLE-COUNTED DAYCARE/PREK "
EFAMDAYC = "EVER IN FAMILY DAY CARE "
ESPATH = "D: EC PROGS PRIOR TO ELEMENTARY SCHOOL "
FAMTYPE = "D: ONE/TWO/NO PARENT IN HH "
KINDTYPE = "D: TYPE OF KINDERGARTEN ATTENDED "
MAINRSLT = "RESULT FOR THIS RESPONDENT "
MOMEMPLD = "D: WORK STATUS OF MOTHER/STEPM/F GUAR "
MOMLABOR = "D: MOTHER/STEPM/FGUAR LABOR FORCE PARTICN"
PARGRADE = "D: HIGHEST LEVEL OF PARENTAL EDUCATION "
PARNTCOL = "D: PARENTS COLLEGE EDUCATION "
PARNTHS = "D: PARENTS HIGH SCHOOL EDUCATION "
PASTCARE = "D: IN REG NONPAR CARE BEF START ELEM S?"
PSU = "TAYLOR SERIES VARIANCE APPROXIMATION "
RACEETHN = "D: RACE-ETHNICITY "
REGION = "DEPARTMENT OF EDUCATION REGION "
REPEAT = "D: RETENTION HISTORY OF PRIMARY SCHL CH "
REPTKIND = "D: 2 YES IN KINDERGARTEN-TYPE PROGRAM "
SCHTYPE = "D: CURRENT SCHOOL TYPE "
TEENMOM = "D: MOM/GUARD: AGE FIRST BECAME MOTHER "
URBAN = "URBANICITY "
VSTRAT = "STRATUM FOR TAYLOR SERIES APPROXIMATION "
DADDIPLF = "IMPUTATION FLAG FOR DADDIPL "
DADGRADF = "IMPUTATION FLAG FOR DADGRADE "
DADWORKF = "IMPUTATION FLAG FOR DADWORK "
ENROLLF = "IMPUTATION FLAG FOR ENROLL "
GENDERF = "IMPUTATION FLAG FOR GENDER "
GRADEF = "IMPUTATION FLAG FOR GRADE "
HANDICAF = "IMPUTATION FLAG FOR HANDICAP "
HISPANIF = "IMPUTATION FLAG FOR HISPANIC "
INCOMRNF = "INCOMRNG IMPUTED FLAG "
MOMAGEF = "IMPUTATION FLAG FOR MOMAGE "
MOMDIPLF = "IMPUTATION FLAG FOR MOMDIPL "
MOMGRADF = "IMPUTATION FLAG FOR MOMGRADE "
MOMLANGF = "IMPUTATION FLAG FOR MOMLANG "
MOMWORKF = "IMPUTATION FLAG FOR MOMWORK "
NEWMOMF = "IMPUTATION FLAG FOR NEWMOM "
NUMPERSF = "NUMPERS IMPUTED FLAG "
OWNHOMEF = "OWNHOME IMPUTED FLAG "
PARNMARF = "IMPUTATION FLAG FOR PARNMARI "
RACEF = "IMPUTATION FLAG FOR RACE "
WEIGH5F = "IMPUTATION FLAG FOR WEIGH5 "
EWGT = "FINAL CHILD WEIGHT "
EWREPL1 = "REPLICATE WEIGHT "
EWREPL2 = "REPLICATE WEIGHT "
EWREPL3 = "REPLICATE WEIGHT "
EWREPL4 = "REPLICATE WEIGHT "

```

EWREPL5 = "REPLICATE WEIGHT"
EWREPL6 = "REPLICATE WEIGHT"
EWREPL7 = "REPLICATE WEIGHT"
EWREPL8 = "REPLICATE WEIGHT"
EWREPL9 = "REPLICATE WEIGHT"
EWREPL10 = "REPLICATE WEIGHT"
EWREPL11 = "REPLICATE WEIGHT"
EWREPL12 = "REPLICATE WEIGHT"
EWREPL13 = "REPLICATE WEIGHT"
EWREPL14 = "REPLICATE WEIGHT"
EWREPL15 = "REPLICATE WEIGHT"
EWREPL16 = "REPLICATE WEIGHT"
EWREPL 7 = "REPLICATE WEIGHT"
EWREPL 8 = "REPLICATE WEIGHT"
EWREPL19 = "REPLICATE WEIGHT"
EWREPL20 = "REPLICATE WEIGHT"
EWREPL21 = "REPLICATE WEIGHT"
EWREPL22 = "REPLICATE WEIGHT"
EWREPL23 = "REPLICATE WEIGHT"
EWREPL24 = "REPLICATE WEIGHT"
EWREPL25 = "REPLICATE WEIGHT"
EWREPL26 = "REPLICATE WEIGHT"
EWREPL27 = "REPLICATE WEIGHT"
EWREPL28 = "REPLICATE WEIGHT"
EWREPL29 = "REPLICATE WEIGHT"
EWREPL30 = "REPLICATE WEIGHT"
EWREPL31 = "REPLICATE WEIGHT"
EWREPL32 = "REPLICATE WEIGHT"
EWREPL33 = "REPLICATE WEIGHT"
EWREPL34 = "REPLICATE WEIGHT"
EWREPL35 = "REPLICATE WEIGHT"
EWREPL36 = "REPLICATE WEIGHT"
EWREPL37 = "REPLICATE WEIGHT"
EWREPL38 = "REPLICATE WEIGHT"
EWREPL39 = "REPLICATE WEIGHT"
EWREPL40 = "REPLICATE WEIGHT"
EWREPL41 = "REPLICATE WEIGHT"
EWREPL42 = "REPLICATE WEIGHT"
EWREPL43 = "REPLICATE WEIGHT"
EWREPL44 = "REPLICATE WEIGHT"
EWREPL45 = "REPLICATE WEIGHT"
EWREPL46 = "REPLICATE WEIGHT"
EWREPL47 = "REPLICATE WEIGHT"
EWREPL48 = "REPLICATE WEIGHT"
EWREPL49 = "REPLICATE WEIGHT"
EWREPL50 = "REPLICATE WEIGHT"
;
RUN;

PROC FORMAT;
  VALUE YESNO
    -1 = 'INAPPLICABLE'
    -7 = 'REFUSED'
    -8 = 'DK'
    -9 = 'NOT ASCERTAINED'
    1 = 'YES'
    2 = 'NO';
  VALUE AGE90X
    -1 = 'INAPPLICABLE'
    4 - 9 = 'AGE AS OF JAN. 1,1991';
  VALUE CENSUSDV
    -1 = 'INAPPLICABLE'
    1 = 'NEW ENGLAND'
    2 = 'MIDDLE ATLANTIC'
    3 = 'EAST NORTH CENTRAL'
    4 = 'WEST NORTH CENTRAL'
    5 = 'SOUTH ATLANTIC'
    6 = 'EAST SOUTH CENTRAL'

```

7 = 'WEST SOUTH CENTRAL'
 8 = 'MOUNTAIN'
 9 = 'PACIFIC';
 VALUE CENSUSRG
 -1 = 'INAPPLICABLE'
 1 = 'NORTHEAST'
 2 = 'MIDWEST'
 3 = 'SOUTH'
 4 = 'WEST';
 VALUE FREQUENT
 -1 = 'INAPPLICABLE'
 -7 = 'REFUSED'
 -8 = 'DK'
 -9 = 'NOT ASCERTAINED'
 1 = 'NEVER'
 2 = 'SEVERAL TIMES A YEAR'
 3 = 'SEVERAL TIMES A MONTH'
 4 = 'AT LEAST THREE TIMES A WEEK'
 5 = 'EVERY DAY';
 VALUE CHNGSCHL
 -1 = 'INAPPLICABLE'
 -7 = 'REFUSED'
 -8 = 'DK'
 -9 = 'NOT ASCERTAINED'
 1 = 'ONCE'
 2 = 'MORE THAN ONCE';
 VALUE ACTIVITY
 -1 = 'INAPPLICABLE'
 -7 = 'REFUSED'
 -8 = 'DK'
 -9 = 'NOT ASCERTAINED'
 1 = 'KEEPING HOUSE/CARING FOR CHILDREN'
 2 = 'GOING TO SCHOOL'
 3 = 'RETIRED'
 4 = 'UNABLE TO WORK'
 91 = 'OTHER (SPECIFY)';
 VALUE YES
 -1 = 'INAPPLICABLE'
 1 = 'IMPUTED VALUE';
 VALUE HIGHGRAD
 -1 = 'INAPPLICABLE'
 -7 = 'REFUSED'
 -8 = 'DK'
 -9 = 'NOT ASCERTAINED'
 1 = 'UP TO EIGHTH GRADE'
 2 = 'NINTH TO ELEVENTH GRADE'
 3 = 'HIGH SCHOOL DIPLOMA OR EQUIVALENT'
 4 = 'VOCATIONAL/TECHNICAL AFTER HIGH SCHOOL'
 5 = '1-2 YEARS OF COLLEGE'
 6 = 'ASSOCIATE'S DEGREE'
 7 = '3-4 YEARS OF COLLEGE'
 8 = 'BACHELOR'S DEGREE'
 9 = 'GRADUATE OR PROFESSIONAL SCHOOL';
 VALUE MOMHRS1X
 -1 = 'INAPPLICABLE'
 -7 = 'REFUSED'
 -8 = 'DK'
 -9 = 'NOT ASCERTAINED'
 0 - 99 = 'HOURS WORKED BY PARENT';
 VALUE MONTHS
 -1 = 'INAPPLICABLE'
 -7 = 'REFUSED'
 -8 = 'DK'
 -9 = 'NOT ASCERTAINED'
 0 - 12 = 'MONTHS';
 VALUE DOBY
 -1 = 'INAPPLICABLE'
 -7 = 'REFUSED'

-8 = 'DK'
 -9 = 'NOT ASCERTAINED'
 81 - 86 = 'YEAR';
 VALUE WHERECARE
 -1 = 'INAPPLICABLE'
 -7 = 'REFUSED'
 -8 = 'DK'
 -9 = 'NOT ASCERTAINED'
 1 = 'OWN HOME'
 2 = 'OTHER HOME'
 3 = 'BOTH/VARIES';
 VALUE KINDWHEN
 -1 = 'INAPPLICABLE'
 -7 = 'REFUSED'
 -8 = 'DK'
 -9 = 'NOT ASCERTAINED'
 1 = 'WHEN ELIGIBLE'
 2 = 'WAITED';
 VALUE \$NEWGRAD
 '-1' = 'INAPPLICABLE'
 '-7' = 'REFUSED'
 '-8' = 'DK'
 '-9' = 'NOT ASCERTAINED'
 '0' = 'NOT ENROLLED LAST YEAR'
 '1' = 'FIRST GRADE'
 '2' = 'SECOND GRADE'
 '3' = 'THIRD GRADE'
 '4' = 'FOURTH GRADE'
 '5' = 'FIFTH GRADE'
 '6' = 'UNGRADED'
 '7' = 'OTHER UNGRADED'
 'K' = 'KINDERGARTEN'
 'N' = 'NURSERY/PREKINDERGARTEN'
 'P' = 'PRE-FIRST/TRANS. FIRST'
 'T' = 'TRANSITIONAL KINDERGARTEN';
 VALUE FIRSY
 -1 = 'INAPPLICABLE'
 -7 = 'REFUSED'
 -8 = 'DK'
 -9 = 'NOT ASCERTAINED'
 85 - 91 = 'YEAR STARTED FIRST GRADE';
 VALUE \$SEXP
 '-1' = 'INAPPLICABLE'
 '-7' = 'REFUSED'
 '-8' = 'DK'
 '-9' = 'NOT ASCERTAINED'
 'F' = 'FEMALE'
 'M' = 'MALE';
 VALUE GRADES
 -1 = 'INAPPLICABLE'
 -7 = 'REFUSED'
 -8 = 'DK'
 -9 = 'NOT ASCERTAINED'
 1 = 'ABOVE AVERAGE'
 2 = 'ABOUT AVERAGE'
 3 = 'BELOW AVERAGE'
 4 = 'UNGRADED';
 VALUE HANDTYPE
 -1 = 'INAPPLICABLE'
 -7 = 'REFUSED'
 -8 = 'DK'
 -9 = 'NOT ASCERTAINED'
 1 = 'A LEARNING DISABILITY'
 10 = 'OTHER HEALTH PROBLEM'
 11 = 'MULTIPLE HANDICAPS'
 2 = 'MENTAL RETARDATION'
 3 = 'SPEECH IMPAIRMENT'
 4 = 'SEVERE EMOTIONAL DISTURBANCE'

5 = 'HARDNESS OF HEARING'
 6 = 'DEAFNESS'
 7 = 'ORTHOPEDIC IMPAIRMENT'
 8 = 'VISUAL IMPAIRMENT/BLINDNESS'
 9 = 'DEAFNESS AND BLINDNESS';
 VALUE TALKCHLD
 -1 = 'INAPPLICABLE'
 -7 = 'REFUSED'
 -8 = 'DK'
 -9 = 'NOT ASCERTAINED'
 1 = 'NOT AT ALL'
 2 = 'RARELY'
 3 = 'OCCASIONALLY'
 4 = 'REGULARLY';
 VALUE HOMESCHL
 -1 = 'INAPPLICABLE'
 -7 = 'REFUSED'
 -8 = 'DK'
 -9 = 'NOT ASCERTAINED'
 1 = 'YES, HOME SCHOOL'
 2 = 'YES, ALTERNATIVE PROGRAM'
 3 = 'NO';
 VALUE HOMETYPE
 -1 = 'INAPPLICABLE'
 -7 = 'REFUSED'
 -8 = 'DK'
 -9 = 'NOT ASCERTAINED'
 0 = 'BLANKS ALLOWED'
 1 = 'SINGLE FAMILY HOUSE OR TOWNHOUSE'
 2 = 'APARTMENT'
 3 = 'SOME OTHER TYPE OF HOME';
 VALUE HOMEWORK
 -1 = 'INAPPLICABLE'
 -7 = 'REFUSED'
 -8 = 'DK'
 -9 = 'NOT ASCERTAINED'
 0 = 'NONE'
 1 = 'ONE OR TWO'
 2 = 'THREE OR FOUR'
 3 = 'FIVE/EVERY DAY';
 VALUE INCOMRNG
 -1 = 'INAPPLICABLE'
 -7 = 'REFUSED'
 -8 = 'DK'
 -9 = 'NOT ASCERTAINED'
 0 = 'BLANKS ALLOWED'
 1 = '\$5,000 OR LESS'
 10 = 'OVER \$75,000'
 2 = '\$5,001 TO \$10,000'
 3 = '\$10,001 TO \$15,000'
 4 = '\$15,001 TO \$20,000'
 5 = '\$20,001 TO \$25,000'
 6 = '\$25,001 TO \$30,000'
 7 = '\$30,001 TO \$40,000'
 8 = '\$40,001 TO \$50,000'
 9 = '\$50,001 TO \$75,000';
 VALUE CHURCH
 -1 = 'INAPPLICABLE'
 -7 = 'REFUSED'
 -8 = 'DK'
 -9 = 'NOT ASCERTAINED'
 1 = 'CHURCH-RELATED'
 2 = 'NOT CHURCH-RELATED';
 VALUE FULLDAY
 -1 = 'INAPPLICABLE'
 -7 = 'REFUSED'
 -8 = 'DK'
 -9 = 'NOT ASCERTAINED'

1 = 'FULL-DAY'
 2 = 'PART-DAY';
 VALUE PUBLIC
 -1 = 'INAPPLICABLE'
 -7 = 'REFUSED'
 -8 = 'DK'
 -9 = 'NOT ASCERTAINED'
 1 = 'PUBLIC'
 2 = 'PRIVATE';
 VALUE KINDYRS
 -1 = 'INAPPLICABLE'
 -7 = 'REFUSED'
 -8 = 'DK'
 -9 = 'NOT ASCERTAINED'
 1 = 'ONE'
 2 = 'TWO (OR MORE)';
 VALUE KINDYY
 -1 = 'INAPPLICABLE'
 -7 = 'REFUSED'
 -8 = 'DK'
 -9 = 'NOT ASCERTAINED'
 84 - 90 = 'YEAR CHILD STARTED KINDERGARTEN';
 VALUE \$SURVR
 '-1' = 'INAPPLICABLE'
 'EF' = 'COMPLETE, ELEMENTARY W/FOLLOWUP'
 'EN' = 'COMPLETE, ELEMENTARY NO FOLLOWUP';
 VALUE MOMAGE
 -1 = 'INAPPLICABLE'
 -7 = 'REFUSED'
 -8 = 'DK'
 -9 = 'NOT ASCERTAINED'
 16 - 70 = 'MOTHER OR FEMALE GUARDIAN AGE';
 VALUE LANGUAGE
 -1 = 'INAPPLICABLE'
 -7 = 'REFUSED'
 -8 = 'DK'
 -9 = 'NOT ASCERTAINED'
 1 = 'ENGLISH'
 2 = 'SPANISH'
 3 = 'ASIAN LANGUAGE'
 91 = 'OTHER LANGUAGE';
 VALUE MOMSPEAK
 -1 = 'INAPPLICABLE'
 -7 = 'REFUSED'
 -8 = 'DK'
 -9 = 'NOT ASCERTAINED'
 1 = 'ENGLISH'
 2 = 'SPANISH'
 3 = 'ASIAN LANGUAGE'
 4 = 'OTHER LANGUAGE';
 VALUE NEWMOM
 -1 = 'INAPPLICABLE'
 -7 = 'REFUSED'
 -8 = 'DK'
 -9 = 'NOT ASCERTAINED'
 13 - 60 = 'AGE WHEN FIRST BECAME MOM';
 VALUE \$NEXTGRA
 '-1' = 'INAPPLICABLE'
 '-7' = 'REFUSED'
 '-8' = 'DK'
 '-9' = 'NOT ASCERTAINED'
 '1' = 'FIRST GRADE'
 '2' = 'SECOND GRADE'
 '3' = 'THIRD GRADE'
 '4' = 'FOURTH GRADE'
 '5' = 'FIFTH GRADE'
 '6' = 'UNGRADED'
 'P' = 'PRE-FIRST/TRANSITIONAL FIRST GRADE';

VALUE NUMBER

- 1 = 'INAPPLICABLE'
- 7 = 'REFUSED'
- 8 = 'DK'
- 9 = 'NOT ASCERTAINED'
- 1 = 'NONE'
- 2 = '1 OR 2 BOOKS'
- 3 = '3 TO 9 BOOKS'
- 4 = '10 OR MORE BOOKS';

VALUE NUMPERS

- 1 = 'INAPPLICABLE'
- 7 = 'REFUSED'
- 8 = 'DK'
- 9 = 'NOT ASCERTAINED'
- 0 = 'BLANKS ALLOWED'
- 1 - 30 = 'NUMBER OF PEOPLE';

VALUE OWNHOME

- 1 = 'INAPPLICABLE'
- 7 = 'REFUSED'
- 8 = 'DK'
- 9 = 'NOT ASCERTAINED'
- 0 = 'BLANKS ALLOWED'
- 1 = 'OWN YOUR HOME'
- 2 = 'RENT YOUR HOME'
- 3 = 'HAVE SOME OTHER ARRANGEMENT';

VALUE MARRIED

- 1 = 'INAPPLICABLE'
- 7 = 'REFUSED'
- 8 = 'DK'
- 9 = 'NOT ASCERTAINED'
- 1 = 'MARRIED'
- 2 = 'SEPARATED'
- 3 = 'DIVORCED'
- 4 = 'WIDOWED'
- 5 = 'LIVING TOGETHER'
- 6 = 'NOT MARRIED';

VALUE PARNRELN

- 1 = 'INAPPLICABLE'
- 7 = 'REFUSED'
- 8 = 'DK'
- 9 = 'NOT ASCERTAINED'
- 1 = 'NATURAL OR ADOPTIVE MOTHER'
- 2 = 'STEPMOTHER/OTHER FEMALE GUARDIAN'
- 3 = 'NATURAL OR ADOPTIVE FATHER'
- 4 = 'STEPFATHER/OTHER MALE GUARDIAN'
- 5 = 'GRANDPARENT'
- 6 = 'BROTHER/SISTER'
- 7 = 'OTHER RELATIVE'
- 8 = 'NONRELATIVE';

VALUE RACE

- 1 = 'INAPPLICABLE'
- 7 = 'REFUSED'
- 8 = 'DK'
- 9 = 'NOT ASCERTAINED'
- 1 = 'WHITE'
- 2 = 'BLACK'
- 3 = 'NATIVE AMERICAN OR ALASKAN NATIVE'
- 4 = 'ASIAN OR PACIFIC ISLANDER'
- 91 = 'SOME OTHER RACE';

VALUE REGIONED

- 1 = 'INAPPLICABLE'
- 9 = 'NOT ASCERTAINED'
- 1 = 'NORTHEAST'
- 2 = 'CENTRAL'
- 3 = 'SOUTHEAST'
- 4 = 'WEST';

VALUE REPTWHO

- 1 = 'INAPPLICABLE'

-7 = 'REFUSED'
 -8 = 'DK'
 -9 = 'NOT ASCERTAINED'
 1 = 'YOU AND/OR YOUR SPOUSE/PARTNER'
 2 = 'CHILD''S TEACHER'
 3 = 'CHILD''S SCHOOL PRINCIPAL'
 4 = 'CHILD''S GUIDANCE COUNSELOR'
 5 = 'ANOTHER SCHOOL STAFF MEMBER'
 6 = 'SOMEONE ELSE'
 7 = 'TWO-YEAR KINDERGARTEN PROGRAM';

VALUE RULEFAM
 -1 = 'INAPPLICABLE'
 -7 = 'REFUSED'
 -8 = 'DK'
 -9 = 'NOT ASCERTAINED'
 1 = 'FAMILY RULE'
 2 = 'NOT INTERESTED'
 95 = 'DON''T HAVE TELEVISION';

VALUE TVHOURS
 -1 = 'INAPPLICABLE'
 -7 = 'REFUSED'
 -8 = 'DK'
 -9 = 'NOT ASCERTAINED'
 0 - 15 = 'HOURS PER DAY WATCHING TV/VIDEOS'
 95 = 'DO NOT HAVE A TV'
 96 = 'LESS THAN ONE HOUR PER DAY';

VALUE TYPMTG
 -1 = 'INAPPLICABLE'
 -7 = 'REFUSED'
 -8 = 'DK'
 -9 = 'NOT ASCERTAINED'
 1 = 'REGULAR MEETING'
 2 = 'SPECIAL MEETING'
 3 = 'BOTH';

VALUE URBAN
 -1 = 'INAPPLICABLE'
 -9 = 'NOT ASCERTAINED'
 0 = 'NON'
 1 = 'MSA'
 2 = 'NECMA';

VALUE WHYKIND
 -1 = 'INAPPLICABLE'
 -7 = 'REFUSED'
 -8 = 'DK'
 -9 = 'NOT ASCERTAINED'
 1 = 'FULL-DAY PROGRAM NOT AVAILABLE'
 2 = 'SCHOOL R WANTS NOT AVAILABLE'
 3 = 'DON''T THINK K IS NECESSARY'
 4 = 'CHILD IS IN AN ALTERNATIVE PROGRAM'
 5 = 'PREFER TO EDUCATE CHILD AT HOME'
 6 = 'CHILD HAS SPECIAL NEEDS/PROBLEMS'
 91 = 'OTHER';

VALUE TIMES
 -1 = 'INAPPLICABLE'
 -7 = 'REFUSED'
 -8 = 'DK'
 -9 = 'NOT ASCERTAINED'
 1 = '1-2 TIMES'
 2 = '3+ TIMES';

VALUE DYESNO
 . = 'NA/MISSING'
 0 = 'NO'
 1 = 'YES';

VALUE \$ALLGRAD
 . = 'NA/MISSING'
 '0' = 'NOT ENROLLED '
 'N' = 'NURSERY,PREK, HDST '
 'K' = 'KINDERGARTEN '

'T' = 'TRANS KINDERGARTN '
 'P' = 'PRE-FIRST/TRANS 1ST'
 '1' = 'FIRST GRADE/EQUIV '
 '2' = 'SECOND GRADE/EQUIV '
 '3' = 'THIRD GRADE/EQUIV '
 '4' = 'FOURTH GRADE/EQUIV '
 '5' = 'FIFTH GRADE/EQUIV '
 '6' = 'UNGRADED & NO EQUIV';
 VALUE DADLABOR
 . = 'NA/MISSING'
 1 = 'EMP-IN LBR FORCE '
 2 = 'UNEMP-IN LBR FORCE'
 3 = 'KEEP HOUS/CHILD CARE'
 4 = 'GOING TO SCHOOL '
 5 = 'RETIRED/UNABLE WORK'
 6 = 'OTHER '
 VALUE MOMLABOR
 . = 'NA/MISSING'
 1 = 'EMP-IN LBR FORCE '
 2 = 'UNEMP-IN LBR FORCE'
 3 = 'KEEP HOUS/CHILD CARE'
 4 = 'GOING TO SCHOOL '
 5 = 'RETIRED/UNABLE WORK'
 6 = 'OTHER '
 VALUE RACEETHN
 . = 'NA/MISSING'
 1 = 'WHITE, NON-HISPANIC'
 2 = 'BLACK, NON-HISPANIC'
 3 = 'HISPANIC '
 4 = 'ALL OTHER RACES '
 VALUE PARNTCOL
 . = 'NA/MISSING'
 1 = 'SINGLE/BOTH <COL '
 2 = '1 <COL, 1 COL DEG '
 3 = 'SINGLE/BOTH COL DEG';
 VALUE PARGRADE
 . = 'NA/MISSING'
 1 = 'LESS THAN H/S '
 2 = 'H/S GRAD/EQUIVALENT '
 3 = 'VOC/TECH/SOME COLL '
 4 = 'COLLEGE GRADUATE '
 5 = 'GRADUATE/PROF SCHOOL'
 9 = 'NEITHER PARENT IN HH';
 VALUE PARNTHS
 . = 'NA/MISSING'
 1 = 'SINGLE/BOTH <H/S '
 2 = '1 <H/S, 1 H/S DEG '
 3 = 'SINGLE/BOTH H/S DEG';
 VALUE TEENMOM
 . = 'NA/MISSING'
 1 = '17 OR YOUNGER '
 2 = 'AGE 18 OR 19 '
 3 = 'AGE 20 OR OLDER';
 VALUE DAEMPLD
 . = 'NA/MISSING'
 1 = '=> 35 HRS P/WEEK'
 2 = '< 35 HRS P/WEEK '
 3 = 'HRS N/SPECIFIED '
 4 = 'LOOKING F/WORK '
 5 = 'N/IN LABOR FORCE';
 VALUE MOMEMPLD
 . = 'NA/MISSING'
 1 = '=> 35 HRS P/WEEK'
 2 = '< 35 HRS P/WEEK '
 3 = 'HRS N/SPECIFIED '
 4 = 'LOOKING F/WORK '
 5 = 'N/IN LABOR FORCE';
 VALUE FAMTYPE

```

. = 'NA/MISSING'
1 = '1 PARENT IN HH'
2 = '2 PARENTS IN HH'
3 = '3 NO PARENTS IN HH';
VALUE $AGEKIND
' ' = 'NA/MISSING'
' 3 0'-' 8 7' = 'AGE OF ENTRY INTO K';
VALUE $AGEFIRST
' ' = 'NA/MISSING'
' 4 0'-' 9 6' = 'AGE OF ENTRY INTO 1ST';
VALUE ESPATH
. = 'NA/MISSING'
1 = 'NO NONPAR CARE'
2 = 'HOME-BASED CARE'
3 = 'DAYCARE CENTER'
4 = 'HOME-BASED CC/DC'
5 = 'NURSERY SCHOOL'
6 = 'HOME-BASED CC/NS'
7 = 'DAYCARE CEN/NURS'
8 = 'HOME-B CC/DC/NURS';
VALUE KINDTYPE
. = 'NA/MISSING'
1 = 'F/D, PUB KIND'
2 = 'P/D, PUB KIND'
3 = 'F/D, PRIV KIND'
4 = 'F'D, PRIV KIND'
5 = 'F/D, PRIV/NOT CH'
6 = 'P/D, PRIV/NOT CH'
7 = 'NEVER ATTENDED K';
VALUE REPEAT
. = 'NA/MISSING'
0 = 'HAS NOT REPEATED'
1 = 'REPEATED K'
2 = 'REPEATED 1ST GRD'
3 = 'REPEATED 2ND GRD'
4 = 'REPEATED 3RD GRD'
5 = 'REP K&1/MORE GRDS'
6 = 'REP 1+ GRD ABV K';
VALUE SCHTYPE
. = 'NA/MISSING'
1 = 'PUBLIC'
2 = 'PRIV-CHURCH REL'
3 = 'PRIV-N/CHURCH REL';
RUN;

```

FORMAT

```

ACTIVITY YESNO.
AGE90 AGE90X.
AGEFIRST $AGEFIRST.
AGEKIND $AGEKIND.
ALLGRADE $ALLGRADE.
AVAILABL YESNO.
BEHAVIOR YESNO.
CENSUSDV CENSUSDV.
CENSUSRG CENSUSRG.
CHLDREAD FREQUENT.
CHNGSCH2 CHNGSCHL.
CHNGSCHL CHNGSCHL.
CHNGYES YESNO.
CHNGYES2 YESNO.
CONCERNS YESNO.
CONCRTMO YESNO.
CONCRTYR YESNO.
DADACTY ACTIVITY.
DADADS YESNO.
DADDIPL YESNO.
DADDIPLF YES.
DAEMPL YESNO.

```

DAEMPLD	DAEMPLD.
DADGRADE	HIGHGRAD.
DADGRADF	YES.
DADHOURS	MOMHRS1X.
DADLABOR	DADLABOR.
DADLEAVE	YESNO.
DADLOOK	YESNO.
DADNOTH	YESNO.
DADOTHR	YESNO.
DADPRIV	YESNO.
DADPUBL	YESNO.
DADREL	YESNO.
DADWORK	YESNO.
DADWORKF	YES.
DCNFLAG	YES.
DISCUSTV	YESNO.
DOBMM	MONTHS.
DOBY	DOBY.
EDAYCARE	YESNO.
EFAMDAYC	DYESNO.
ENRELCAR	YESNO.
ENRELHOM	WHERCARE.
ENROLL	YESNO.
ENROLLED	KINDWHEN.
ENROLLF	YES.
EPREK	YESNO.
EPREKHS	YESNO.
EPREKINS	YESNO.
EQUVGRAD	\$NEWGRAD.
ERELCARE	YESNO.
ERELHOME	WHERCARE.
ESPATH	ESPATH.
EVERKIND	YESNO.
FAMILYTV	YESNO.
FAMTYPE	FAMTYPE.
FATHER	YESNO.
FEMGUARD	YESNO.
FIRSTMM	MONTHS.
FIRSTYY	FIRSTYY.
GENDER	\$SEXP.
GENDERF	YES.
GRADE	\$NEWGRAD.
GRADEEQ	\$NEWGRAD.
GRADEF	YES.
GRADES	GRADES.
GRNDPARN	YESNO.
HANDICAF	YES.
HANDICAP	YESNO.
HANDTYPE	HANDTYPE.
HELPHMWK	TALKCHLD.
HISPANIC	YESNO.
HISPANIF	YES.
HOMESCHL	HOMESCHL.
HOMETYPE	HOMETYPE.
HOMEWORK	HOMEWORK.
INCOMRNF	YES.
INCOMRNG	INCOMRNG.
KINDCHRC	CHURCH.
KINDFULL	FULLDAY.
KINDMM	MONTHS.
KINDPUBL	PUBLIC.
KINDTYPE	KINDTYPE.
KINDYRS	KINDYRS.
KINDYY	KINDYY.
LASTGRAD	\$NEWGRAD.
LASTYEAR	\$NEWGRAD.
LIBRAYMO	YESNO.
LIBRAYR	YESNO.

MAINRSLT	\$SURVR.
MALGUARD	YESNO.
METTEACH	YESNO.
MOMACTY	ACTIVITY.
MOMADS	YESNO.
MOMAGE	MOMAGE.
MOMAGEF	YES.
MOMDIPL	YESNO.
MOMDIPLF	YES.
MOMEMPL	YESNO.
MOMEMPLD	MOMEMPLD.
MOMGRADE	HIGHGRAD.
MOMGRADF	YES.
MOMHOURS	MOMHRS1X.
MOMLABOR	MOMLABOR.
MOMLANG	LANGUAGE.
MOMLANGF	YES.
MOMLEAVE	YESNO.
MOMLOOK	YESNO.
MOMNOTH	YESNO.
MOMOTHR	YESNO.
MOMPRIV	YESNO.
MOMPUBL	YESNO.
MOMREL	YESNO.
MOMSPEAK	MOMSPEAK.
MOMWORK	YESNO.
MOMWORKF	YES.
MOTHER	YESNO.
MOVIEMO	YESNO.
MOVIEYR	YESNO.
MUSEUMMO	YESNO.
MUSEUMYR	YESNO.
NEWMOM	NEWMOM.
NEWMOMF	YES.
NEWSPAPR	YESNO.
NEXTGRAD	\$NEXTGRA.
NONREL	YESNO.
NUMBOOKS	NUMBER.
NUMPERS	NUMPERS.
NUMPERSF	YES.
OTHREL	YESNO.
OWNHOME	OWNHOME.
OWNHOMEF	YES.
PARGRADE	PARGRADE.
PARKMO	YESNO.
PARKYR	YESNO.
PARNMARF	YES.
PARNMARI	MARRIED.
PARNRELN	PARNRELN.
PARNTCOL	PARNTCOL.
PARNTHS	PARNTHS.
PASTCARE	PASTCARE.
RACE	RACE.
RACEETHN	RACEETHN.
RACEF	YES.
READTO	FREQUENT.
REGION	REGIONED.
REPEAT	REPEAT.
REPT1ST	YESNO.
REPT2ND	YESNO.
REPT3RD	YESNO.
REPTAGR1	YESNO.
REPTAGR2	YESNO.
REPTAGR3	YESNO.
REPTBEH1	YESNO.
REPTBEH2	YESNO.
REPTBEH3	YESNO.
REPTEVER	YESNO.

REPTGRA1	YESNO.
REPTGRA2	YESNO.
REPTGRA3	YESNO.
REPTKIND	DYESNO.
REPTMAT1	YESNO.
REPTMAT2	YESNO.
REPTMAT3	YESNO.
REPTMOV1	YESNO.
REPTMOV2	YESNO.
REPTMOV3	YESNO.
REPTOTH1	YESNO.
REPTOTH2	YESNO.
REPTOTH3	YESNO.
REPTSIC1	YESNO.
REPTSIC2	YESNO.
REPTSIC3	YESNO.
REPTSUGG	YESNO.
REPTTES1	YESNO.
REPTTES2	YESNO.
REPTTES3	YESNO.
REPTWHO1	REPTWHO.
REPTWHO2	REPTWHO.
REPTWHO3	REPTWHO.
RULEDAYS	YESNO.
RULEFAM	RULEFAM.
RULEHRS	YESNO.
RULETIME	YESNO.
RULEWHAT	YESNO.
SCHLCHUR	CHURCH.
SCHLPUBL	PUBLIC.
SCHLWORK	YESNO.
SCHTYPE	SCHTYPE.
SIBLING	YESNO.
TALKCHLD	TALKCHLD.
TEENMOM	TEENMOM.
TESTFRST	YESNO.
TVHOURS	TVHOURS.
TYPMTG	TYPMTG.
URBAN	URBAN.
WAITBETR	YESNO.
WAITELSE	YESNO.
WAITFULL	YESNO.
WAITGRUP	YESNO.
WAITHOME	YESNO.
WAITMAT	YESNO.
WAITMOVE	YESNO.
WAITOTHR	YESNO.
WAITPART	YESNO.
WAITPROB	YESNO.
WAITPROG	YESNO.
WAITSCHL	YESNO.
WAITSPAN	YESNO.
WEIGH3	YESNO.
WEIGH5	YESNO.
WEIGH5F	YES.
WHYKIND	WHYKIND.
WKCRAFT	YESNO.
WKCRAFTN	TIMES.
WKEDTV	YESNO.
WKEDTVN	TIMES.
WKEVENT	YESNO.
WKEVENTN	TIMES.
WKPLAY	YESNO.
WKPLAYN	TIMES.
WKREAD	YESNO.
WKREADN	TIMES.
WKSCNCE	YESNO.
WKSCNCEN	TIMES.

ZOOMO
ZOOYR

YESNO.
YESNO.

;
RUN;

PREPRIMARY FILE SPSS-X CONTROL CARDS


```
//READFILE JOB (account info),'programmer name'
// EXEC XSPSS,REGION=4096K
//LIBRARY DD SPACE=(TRK,(50,50,60))
//WORK DD UNIT=SYSDA,SPACE=(24322,(1850,1000),,,ROUND)
//IN1 DD DSN=PREPRIM.DATA,DISP=SHR,
// UNIT=3400-6,VOL=SER=WV1920,LABEL=(1,SL),
// DISP=(RECFM=FB,LRECL=1144,BLKSIZE=11440)
//SYSIN DD *
```

```
*****
**
** This is a SPSS program which will read in the raw data **
** file into a SPSS data file. The JCL is a generic one **
** for an IBM SYSTEM/370. Each IBM facility will have **
** its own site specific commands and conventions. These **
** conventions must be implemented by the programmer. **
**
*****;
```

```
DATA LIST FILE=IN1 FIXED /
PERSID 1-9 (A)
HISPANIC 10-11
RACE 12-13
PARNRELN 14-15
GENDER 16-17 (A)
NUMPERS 18-19
HOMETYPE 20-21
OWNHOME 22-23
INCOMRNG 24-25
DOBMM 26-27
DOBY 28-29
MOTHER 30-31
FEMGUARD 32-33
FATHER 34-35
MALGUARD 36-37
SIBLING 38-39
GRNDPARN 40-41
OTHREL 42-43
NONREL 44-45
PARNMARI 46-47
ENROLL 48-49
HOMESCHL 50-51
GRADE 52-53 (A)
GRADEEQ 54-55 (A)
LASTYEAR 56-57 (A)
RELCARE 58-59
RELHOME 60-61
RELHRS 62-63
RELEVER 64-65
NRELCARE 66-67
NRELHOME 68-69
NRELHRS 70-71
NRELEVER 72-73
DAYCARE 74-75
DAYCNUM 76-77
DAYCDAY1 78-79
DAYCDAY2 80-81
DAYCDAY3 82-83
DAYCHRS1 84-85
DAYCHRS2 86-87
DAYCHRS3 88-89
DAYCPRG1 90-91
DAYCPRG2 92-93
DAYCPRG3 94-95
DAYCINS1 96-97
DAYCINS2 98-99
DAYCINS3 100-101
DAYCHEA1 102-103
```

DAYCHEA2	104-105
DAYCHEA3	106-107
DAYCKID1	108-109
DAYCKID2	110-111
DAYCKID3	112-113
DAYCADL1	114-115
DAYCADL2	116-117
DAYCADL3	118-119
DAYCTAL1	120-121
DAYCTAL2	122-123
DAYCTAL3	124-125
DAYCDRO1	126-127
DAYCDRO2	128-129
DAYCDRO3	130-131
DAYCCAL1	132-133
DAYCCAL2	134-135
DAYCCAL3	136-137
DAYCACT1	138-139
DAYCACT2	140-141
DAYCACT3	142-143
DAYCEVER	144-145
DAYCEVIN	146-147
DAYCEVHS	148-149
PREKNURS	150-151
PREKNUM	152-153
PREKTPE1	154-155
PREKTPE2	156-157
PREKTPE3	158-159
PREKTPE4	160-161
PREKHS1	162-163
PREKHS2	164-165
PREKHS3	166-167
PREKHS4	168-169
PREKDAY1	170-171
PREKDAY2	172-173
PREKDAY3	174-175
PREKDAY4	176-177
PREKHRS1	178-179
PREKHRS2	180-181
PREKHRS3	182-183
PREKHRS4	184-185
PREKPRG1	186-187
PREKPRG2	188-189
PREKPRG3	190-191
PREKPRG4	192-193
PREKINS1	194-195
PREKINS2	196-197
PREKINS3	198-199
PREKINS4	200-201
PREKHEA1	202-203
PREKHEA2	204-205
PREKHEA3	206-207
PREKHEA4	208-209
PREKKID1	210-211
PREKKID2	212-213
PREKKID3	214-215
PREKKID4	216-217
PREKADL1	218-219
PREKADL2	220-221
PREKADL3	222-223
PREKADL4	224-225
PREKTAL1	226-227
PREKTAL2	228-229
PREKTAL3	230-231
PREKTAL4	232-233
PREKDRO1	234-235
PREKDRO2	236-237
PREKDRO3	238-239

178

C-58

PREKDRO4	240-241
PREKCAL1	242-243
PREKCAL2	244-245
PREKCAL3	246-247
PREKCAL4	248-249
PREKACT1	250-251
PREKACT2	252-253
PREKACT3	254-255
PREKACT4	256-257
PREKEVER	258-259
PREKTYP2	260-261
PREKEVIN	262-263
PREKEVHS	264-265
CARE	266-267
CARENUM	268-269
PROGCOD1	270-271 (A)
PROGCOD2	272-273 (A)
PROGCOD3	274-275 (A)
PROGDAY1	276-277
PROGDAY2	278-279
PROGDAY3	280-281
PROGHR1	282-283
PROGHR2	284-285
PROGHR3	286-287
STRTKIND	288-289
NOKIND	290-291
KINDFALL	292-293
KINDWHEN	294-295
KINDMAT	296-297
KINDSPAN	298-299
KINDBETR	300-301
KINDGRUP	302-303
KINDFUL	304-305
KINDPART	306-307
KINDSCHL	308-309
KINDMOVE	310-311
KINDPROB	312-313
KINDHOME	314-315
KINDPROG	316-317
KINDELSE	318-319
KINDOTHR	320-321
KINDNUM	322-323
KINDPUB1	324-325
KINDPUB2	326-327
KINDCHU1	328-329
KINDCHU2	330-331
FULLDAY1	332-333
FULLDAY2	334-335
AFTRKIND	336-337
KINDYEAR	338-339
SECKGRAD	340-341
SECKMAT	342-343
SECKBEHV	344-345
SECKMOVE	346-347
SECKSICK	348-349
SECKTEST	350-351
SECKPLAN	352-353
SECKOTHR	354-355
KINDNROL	356-357
WHYMAT	358-359
WHYSPAN	360-361
WHYBETR	362-363
WHYGRUP	364-365
WHYFULL	366-367
WHYPART	368-369
WHYSCHL	370-371
WHYMOVE	372-373
WHYPROB	374-375

WHYHOME	376-377
WHYPROG	378-379
WHYELSE	380-381
WHYOTHR	382-383
FALLGRAD	384-385
READTO	386-387
NUMBOOKS	388-389
NEWSPAPR	390-391
TVHOURS	392-393
RULEWHAT	394-395
RULETIME	396-397
RULEHRS	398-399
RULEDAYS	400-401
RULEFAM	402-403
WKREAD	404-405
WKREADN	406-407
WKWORDS	408-409
WKWORDSN	410-411
WKMUSIC	412-413
WKMUSICN	414-415
WKSTORY	416-417
WKSTORYN	418-419
WKSANG	420-421
WKSANGN	422-423
WKCRAFT	424-425
WKCRAFTN	426-427
WKPLAY	428-429
WKPLAYN	430-431
WKEDTV	432-433
WKEDTVN	434-435
LIBRAYMO	436-437
LIBRAYR	438-439
MOVIEMO	440-441
MOVIEYR	442-443
CONCRTMO	444-445
CONCRTYR	446-447
MUSEUMMO	448-449
MUSEUMYR	450-451
ZOOMO	452-453
ZOORYR	454-455
PARKMO	456-457
PARKYR	458-459
WEIGH5	460-461
WEIGH3	462-463
HANDICAP	464-465
HANDTYPE	466-467
MOMAGE	468-469
NEWMOM	470-471
MOMLANG	472-473
MOMSPEAK	474-475
MOMGRADE	476-477
MOMDIPL	478-479
MOMWORK	480-481
MOMLEAVE	482-483
MOMHOURS	484-485
MOMLOOK	486-487
MOMPUBL	488-489
MOMPRIV	490-491
MOMEMPL	492-493
MOMREL	494-495
MOMADS	496-497
MOMNOTH	498-499
MOMOTHR	500-501
MOMACTY	502-503
DADGRADE	504-505
DADDIPL	506-507
DADWORK	508-509
DADLFAVE	510-511

180

C-60

DADHOURS	512-513
DADLOOK	514-515
DADPUBL	516-517
DADPRIV	518-519
DADEMPL	520-521
DADREL	522-523
DADADS	524-525
DADNOTH	526-527
DADOTHR	528-529
DADACTY	530-531
AGE90	532-533
AGEKIND	534-537 (A)
ALLGRADE	538-539 (A)
ANYCARE	540-541
CENSUSDV	542-543
CENSUSRG	544-545
DADEMPLD	546-547
DADLABOR	548-549
DCNFLAG	550-551
EVERCARE	552-553
FAMDAYC	554-555
FAMTYPE	556-557
HRSCARE	558-560
MAINRSLT	561-562 (A)
MOMEMPLD	563-564
MOMLABOR	565-566
PARGRADE	567-568
PARNTCOL	569-570
PARNTHS	571-572
PRIMCARE	573-574
PSU	575-576 (A)
RACEETHN	577-578
RATIODC	579-580
RATIOPRK	581-582
REGION	583-584
REPTKIND	585-586
TEENMOM	587-588
TYPECARE	589-590
URBAN	591-592
VSTRAT	593-594 (A)
DADDIPLF	595-596
DADGRADF	597-598
DADWORKF	599-600
ENROLLF	601-602
GENDERF	603-604
GRADEF	605-606
HANDICAF	607-608
HISPANIF	609-610
INCOMRNF	611-612
MOMAGEF	613-614
MOMDIPLF	615-616
MOMGRADF	617-618
MOMLANGF	619-620
MOMWORKF	621-622
NEWMOMF	623-624
NUMPERSF	625-626
OWNHOMEF	627-628
PARNMARF	629-630
RACEF	631-632
WEIGH5F	633-634
EWGT	635-644
EWREPL1	645-654
EWREPL2	655-664
EWREPL3	665-674
EWREPL4	675-684
EWREPL5	685-694
EWREPL6	695-704
EWREPL7	705-714

EWREPL8	715-724
EWREPL9	725-734
EWREPL10	735-744
EWREPL11	745-754
EWREPL12	755-764
EWREPL13	765-774
EWREPL14	775-784
EWREPL15	785-794
EWREPL16	795-804
EWREPL17	805-814
EWREPL18	815-824
EWREPL19	825-834
EWREPL20	835-844
EWREPL21	845-854
EWREPL22	855-864
EWREPL23	865-874
EWREPL24	875-884
EWREPL25	885-894
EWREPL26	895-904
EWREPL27	905-914
EWREPL28	915-924
EWREPL29	925-934
EWREPL30	935-944
EWREPL31	945-954
EWREPL32	955-964
EWREPL33	965-974
EWREPL34	975-984
EWREPL35	985-994
EWREPL36	995-1004
EWREPL37	1005-1014
EWREPL38	1015-1024
EWREPL39	1025-1034
EWREPL40	1035-1044
EWREPL41	1045-1054
EWREPL42	1055-1064
EWREPL43	1065-1074
EWREPL44	1075-1084
EWREPL45	1085-1094
EWREPL46	1095-1104
EWREPL47	1105-1114
EWREPL48	1115-1124
EWREPL49	1125-1134
EWREPL50	1135-1144.

VARIABLE LABEL	PERSID	"PERS KEY = BASEID 2-DIGIT PERSNUM	"
	HISPANIC	"S5/S10C/S11 HISPANIC ETHNICITY	"
	RACE	"S5/S10B/S11 PERSON'S RACE	"
	PARNRELN	"S7/S9 PERSON AT S6-RELATIONSHIP TO CHILD"	"
	GENDER	"S5 PERSON'S GENDER	"
	NUMPERS	"S17 TOTAL NUMBER OF PEOPLE LIVING IN HH	"
	HOMETYPE	"S19 TYPE OF HOME	"
	OWNHOME	"S20 OWN HOME	"
	INCOMRNG	"S22A TOTAL HOUSEHOLD INCOME - RANGE	"
	DOBMM	"C1 MONTH OF BIRTH	"
	DOBY	"C1 YEAR OF BIRTH	"
	MOTHER	"C2A MOTHER LIVES IN HOUSEHOLD WITH CHILD"	"
	FEMGUARD	"C2B FEMALE GUARDIAN LIVES W/ CHILD	"
	FATHER	"C2C FATHER LIVES W/CHILD	"
	MALGUARD	"C2D MALE GUARDIAN LIVES W/ CHILD	"
	SIBLING	"C2E SIBLING LIVES W/ CHILD	"
	GRNDPARN	"C2F GRANDPARENT LIVES W/ CHILD	"
	OTHREL	"C2G OTHER RELATIVE LIVES W/CHILD	"
	NONREL	"C2H NON-RELATIVE LIVES W/ CHILD	"
	PARNMARI	"C3 CHILD'S PARENTS' MARITAL STATUS	"
	ENROLL	"C4 CHILD ATTENDING OR ENROLLED IN SCHOOL"	"
	HOMESCHL	"C5 HOME SCHOOLING OR TUTORING	"
	GRADE	"C6 GRADE OR YEAR CHILD IS ATTENDING	"

GRADEEQ	"C7 GRADE EQUIVALENT IF REGULAR GRADES "	"
LASTYEAR	"C7A GRADE OR YEAR OF SCHOOL CHILD IN LAS"	"
RELCARE	"P1A NOW RECEIVE CARE FROM RELATIVE	"
RELHOME	"P1B RELATIVE CARE IN CHILD'S HOME	"
RELHRS	"P1C HOURS OF CARE PER WEEK-RELATIVE	"
RELEVER	"P1D EVER RECEIVE CARE FROM RELATIVE	"
NRELCARE	"P2A NOW RECEIVE CARE FROM NONRELATIVE	"
NRELHOME	"P2B NONRELATIVE CARE IN CHILD'S HOME	"
NRELHRS	"P2C HOURS OF CARE PER WEEK-NONRELATIVE	"
NRELEVER	"P2D EVER RECEIVED CARE FROM NONRELATIVE	"
DAYCARE	"P3A CHILD NOW ATTENDS DAYCARE CENTER	"
DAYCNUM	"P3B # OF DAYCARE CENTERS NOW ATTENDING	"
DAYCDAY1	"P3C # OF DAYS EA WK CHILD ATTENDS REC# 1"	"
DAYCDAY2	"P3C # OF DAYS EA WK CHILD ATTENDS REC# 2"	"
DAYCDAY3	"P3C # OF DAYS EA WK CHILD ATTENDS REC# 3"	"
DAYCHRS1	"P3D HOURS EACH WEEK CHILD ATTENDS REC# 1"	"
DAYCHRS2	"P3D HOURS EACH WEEK CHILD ATTENDS REC# 2"	"
DAYCHRS3	"P3D HOURS EACH WEEK CHILD ATTENDS REC# 3"	"
DAYCPRG1	"P3E DAYCARE CENTER - FULL DAY/PAR REC# 1"	"
DAYCPRG2	"P3E DAYCARE CENTER - FULL DAY/PAR REC# 2"	"
DAYCPRG3	"P3E DAYCARE CENTER - FULL DAY/PAR REC# 3"	"
DAYCINS1	"P3F DAYCARE CENTER-PRESCHOOL INST REC# 1"	"
DAYCINS2	"P3F DAYCARE CENTER-PRESCHOOL INST REC# 2"	"
DAYCINS3	"P3F DAYCARE CENTER-PRESCHOOL INST REC# 3"	"
DAYCHEA1	"P3G DAYCARE CENTER-HEAD START PRO REC# 1"	"
DAYCHEA2	"P3G DAYCARE CENTER-HEAD START PRO REC# 2"	"
DAYCHEA3	"P3G DAYCARE CENTER-HEAD START PRO REC# 3"	"
DAYCKID1	"P3H # KIDS IN DAYCARE CENTER GROU REC# 1"	"
DAYCKID2	"P3H # KIDS IN DAYCARE CENTER GROU REC# 2"	"
DAYCKID3	"P3H # KIDS IN DAYCARE CENTER GROU REC# 3"	"
DAYCADL1	"P3I # ADULTS IN DAYCARE CENTER GR REC# 1"	"
DAYCADL2	"P3I # ADULTS IN DAYCARE CENTER GR REC# 2"	"
DAYCADL3	"P3I # ADULTS IN DAYCARE CENTER GR REC# 3"	"
DAYCTAL1	"P3J DAYCARE CENTER-TALK ABOUT STA REC# 1"	"
DAYCTAL2	"P3J DAYCARE CENTER-TALK ABOUT STA REC# 2"	"
DAYCTAL3	"P3J DAYCARE CENTER-TALK ABOUT STA REC# 3"	"
DAYCDRO1	"P3K DAYCARE CENTER-DROP IN W/OUT REC# 1"	"
DAYCDRO2	"P3K DAYCARE CENTER-DROP IN W/OUT REC# 2"	"
DAYCDRO3	"P3K DAYCARE CENTER-DROP IN W/OUT REC# 3"	"
DAYCCAL1	"P3L DAYCARE CENTER-TEACHER CALLED REC# 1"	"
DAYCCAL2	"P3L DAYCARE CENTER-TEACHER CALLED REC# 2"	"
DAYCCAL3	"P3L DAYCARE CENTER-TEACHER CALLED REC# 3"	"
DAYCACT1	"P3M DAYCARE CENTER-TALK W/ CHILD, REC# 1"	"
DAYCACT2	"P3M DAYCARE CENTER-TALK W/ CHILD, REC# 2"	"
DAYCACT3	"P3M DAYCARE CENTER-TALK W/ CHILD, REC# 3"	"
DAYCEVER	"P3N EVER ATTENDED DAYCARE CENTER	"
DAYCEVIN	"P3O DAYCARE CENTER HAD PRESCHL INSTRUCTN"	"
DAYCEVHS	"P3P DAYCARE CENTER HAD HEAD START PROGRM"	"
PREKNURS	"P4A NOW ATTENDING NURSERY/PREKINDERGARTN"	"
PREKNUM	"P4B # OF PREKINDERGARTENS NOW ATTENDING "	"
PREKTPE1	"P4TYPE TYPE OF PROGRAM REC# 1"	"
PREKTPE2	"P4TYPE TYPE OF PROGRAM REC# 2"	"
PREKTPE3	"P4TYPE TYPE OF PROGRAM REC# 3"	"
PREKTPE4	"P4TYPE TYPE OF PROGRAM REC# 4"	"
PREKHS1	"P4HS HEAD START PROGRAM IN SCHOOL REC# 1"	"
PREKHS2	"P4HS HEAD START PROGRAM IN SCHOOL REC# 2"	"
PREKHS3	"P4HS HEAD START PROGRAM IN SCHOOL REC# 3"	"
PREKHS4	"P4HS HEAD START PROGRAM IN SCHOOL REC# 4"	"
PREKDAY1	"P4C # DAYS EACH WEEK IN PREKINDER REC# 1"	"
PREKDAY2	"P4C # DAYS EACH WEEK IN PREKINDER REC# 2"	"
PREKDAY3	"P4C # DAYS EACH WEEK IN PREKINDER REC# 3"	"
PREKDAY4	"P4C # DAYS EACH WEEK IN PREKINDER REC# 4"	"
PREKHRS1	"P4D # HOURS EACH WEEK IN PREKINDE REC# 1"	"
PREKHRS2	"P4D # HOURS EACH WEEK IN PREKINDE REC# 2"	"
PREKHRS3	"P4D # HOURS EACH WEEK IN PREKINDE REC# 3"	"
PREKHRS4	"P4D # HOURS EACH WEEK IN PREKINDE REC# 4"	"
PREKPRG1	"P4E PREKINDERGARTEN-FULL OR PART REC# 1"	"
PREKPRG2	"P4E PREKINDERGARTEN-FULL OR PART REC# 2"	"

PREKPRG3	"P4E PREKINDERGARTEN-FULL OR PART REC# 3"
PREKPRG4	"P4E PREKINDERGARTEN-FULL OR PART REC# 4"
PREKINS1	"P4F PREKINDERGARTEN-PRESCHOOL INS REC# 1"
PREKINS2	"P4F PREKINDERGARTEN-PRESCHOOL INS REC# 2"
PREKINS3	"P4F PREKINDERGARTEN-PRESCHOOL INS REC# 3"
PREKINS4	"P4F PREKINDERGARTEN-PRESCHOOL INS REC# 4"
PREKHEA1	"P4G P4F PREKINDERGARTEN-HEAD STAR REC# 1"
PREKHEA2	"P4G P4F PREKINDERGARTEN-HEAD STAR REC# 2"
PREKHEA3	"P4G P4F PREKINDERGARTEN-HEAD STAR REC# 3"
PREKHEA4	"P4G P4F PREKINDERGARTEN-HEAD STAR REC# 4"
PREKKID1	"P4H PREKINDERGARTEN-# KIDS IN GRO REC# 1"
PREKKID2	"P4H PREKINDERGARTEN-# KIDS IN GRO REC# 2"
PREKKID3	"P4H PREKINDERGARTEN-# KIDS IN GRO REC# 3"
PREKKID4	"P4H PREKINDERGARTEN-# KIDS IN GRO REC# 4"
PREKADL1	"P4I PREKINDERGARTEN-# ADULTS IN G REC# 1"
PREKADL2	"P4I PREKINDERGARTEN-# ADULTS IN G REC# 2"
PREKADL3	"P4I PREKINDERGARTEN-# ADULTS IN G REC# 3"
PREKADL4	"P4I PREKINDERGARTEN-# ADULTS IN G REC# 4"
PREKTAL1	"P4J PREKINDERGARTEN TALK ABOUT ST REC# 1"
PREKTAL2	"P4J PREKINDERGARTEN TALK ABOUT ST REC# 2"
PREKTAL3	"P4J PREKINDERGARTEN TALK ABOUT ST REC# 3"
PREKTAL4	"P4J PREKINDERGARTEN TALK ABOUT ST REC# 4"
PREKDRO1	"P4K PREKINDERGARTEN-DROP IN W/OUT REC# 1"
PREKDRO2	"P4K PREKINDERGARTEN-DROP IN W/OUT REC# 2"
PREKDRO3	"P4K PREKINDERGARTEN-DROP IN W/OUT REC# 3"
PREKDRO4	"P4K PREKINDERGARTEN-DROP IN W/OUT REC# 4"
PREKCAL1	"P4L PREKINDERGARTEN-CALLED AB PRO REC# 1"
PREKCAL2	"P4L PREKINDERGARTEN-CALLED AB PRO REC# 2"
PREKCAL3	"P4L PREKINDERGARTEN-CALLED AB PRO REC# 3"
PREKCAL4	"P4L PREKINDERGARTEN-CALLED AB PRO REC# 4"
PREKACT1	"P4M PREKINDERGARTEN-TALK W/CHILD, REC# 1"
PREKACT2	"P4M PREKINDERGARTEN-TALK W/CHILD, REC# 2"
PREKACT3	"P4M PREKINDERGARTEN-TALK W/CHILD, REC# 3"
PREKACT4	"P4M PREKINDERGARTEN-TALK W/CHILD, REC# 4"
PREKEVER	"P4N EVER ATTENDED PREKINDERGARTEN "
PREKTYP2	"P4TY2 TYPE OF PROGRAM IN P4TYPE2 "
PREKEVIN	"P4O PREKINDERGARTEN HAD PRESCHL INSTRCTN"
PREKEVHS	"P4P PREKINDERGARTEN WAS HEAD START PRGRM"
CARE	"P5A OTHER CHILD CARE ARRANGEMENTS "
CARENUM	"P5B # ADDITIONAL CHILD CARE ARRANGEMENTS"
PROGCOD1	"P5C CODED VALUE VARIABLE REC# 1"
PROGCOD2	"P5C CODED VALUE VARIABLE REC# 2"
PROGCOD3	"P5C CODED VALUE VARIABLE REC# 3"
PROGDAY1	"P5D # OF DAYS PER WEEK CHILD GOES REC# 1"
PROGDAY2	"P5D # OF DAYS PER WEEK CHILD GOES REC# 2"
PROGDAY3	"P5D # OF DAYS PER WEEK CHILD GOES REC# 3"
PROGHR1	"P5E # OF HOURS CHILD GOES TO ARRA REC# 1"
PROGHR2	"P5E # OF HOURS CHILD GOES TO ARRA REC# 2"
PROGHR3	"P5E # OF HOURS CHILD GOES TO ARRA REC# 3"
STRTKIND	"P6 WHEN IS CHILD EXPECTED TO START KIND "
NOKIND	"P6A WHY NOT SENDING CHILD TO KINDERGARTN"
KINDFALL	"P7 CHILD OLD ENOUGH TO START KINDERGARTN"
KINDWHEN	"P8 ENROLL WHEN OLD ENOUGH FOR KINDERGRTN"
KINDMAT	"P9 NOT MATURE ENOUGH FOR K "
KINDSPAN	"P9 DIDN'T HAVE ATTENTION SPAN FOR K "
KINDBETR	"P9 BETTER IF CHILD OLDER WHEN STARTING K"
KINDGRUP	"P9 NOT READY TO BE WITH FORMAL GROUP IN "
KINDFUL	"P9 FULL-DAY K NOT AVAIL "
KINDPART	"P9 PART-DAY K NOT AVAILABLE "
KINDSCHL	"P9 SCHOOL WANTED WAS NOT AVAILABLE FOR K"
KINDMOVE	"P9 WAITED DUE TO FAMILY MOVING "
KINDPROB	"P9 CHILD HAS SPECIAL NEEDS OR PROBLEMS "
KINDHOME	"P9 CHILD SHOULD BE HOME WITH FAMILY "
KINDPROG	"P9 TOO ACADEMIC FOR CHILD "
KINDElse	"P9 ALREADY ENROLLED IN SOMETHING ELSE "
KINDOTHR	"P9 OTHER "
KINDNUM	"P10 CHILD ATTENDS 1 OR 2 KINDERGARTENS "
KINDPUB1	"P11 KINDERGARTEN PUBLIC OR PRIVAT REC# 1"

KINDPUB2	"P11 KINDERGARTEN PUBLIC OR PRIVAT REC# 2"
KINDCHU1	"P12 KINDERGARTEN CHURCH-RELATED REC# 1"
KINDCHU2	"P12 KINDERGARTEN CHURCH-RELATED REC# 2"
FULLDAY1	"P13 KINDERGARTEN FULL OR PART DAY REC# 1"
FULLDAY2	"P13 KINDERGARTEN FULL OR PART DAY REC# 2"
AFTRKIND	"P14 AFTER KINDERGARTEN CHILD CARE "
KINDYEAR	"P15 FIRST OR SECOND YEAR OF KINDERGARTEN"
SECKGRAD	"P15A POOR GRADES/TROUBLE WITH CLASSES "
SECKMAT	"P15A NOT MATURE ENOUGH TO LEAVE K "
SECKBEHV	"P15A COULDN'T BEHAVE TO LEAVE K "
SECKMOVE	"P15A MOVED DURING SCHOOL YEAR "
SECKSICK	"P15A MISSED A LOT OF SCHOOL DUE TO SICKN"
SECKTEST	"P15A DID POORLY ON ASSESSMENT TEST "
SECKPLAN	"P15A KINDERGARTEN 2ND YEAR-PLANNED "
SECKOTHR	"P15A OTHER REASON STAYED IN K "
KINDNROL	"P16 ENROLLED IN KINDERGARTEN WHEN OF AGE"
WHYMAT	"P17 NOT MATURE ENOUGH "
WHYSPAN	"P17 DIDN'T HAVE ATTENTION SPAN K "
WHYBETR	"P17 BETTER IF CHILD OLDER WHEN STARTING "
WHYGRUP	"P17 NOT READY TO BE WITH FORMAL GROUP IN"
WHYFULL	"P17 FULL-DAY K NOT AVAILABEL "
WHYPART	"P17 PART-DAY K NOT AVAILABLE "
WHYSCHL	"P17 SCHOOL WANTED WAS NOT AVAILABLE FOR "
WHYMOVE	"P17 WAITED DUE TO FAMILY MOVING "
WHYPROB	"P17 CHILD HAS SPECIAL NEEDS OR PROBLEMS "
WHYHOME	"P17 CHILD SHOULD BE HOME WITH FAMILY "
WHYPROG	"P17 TOO ACADEMIC FOR CHILD "
WHYELSE	"P17 ALREADY ENROLLED IN SOMETHING ELSE "
WHYOTHR	"P17 OTHER REASON TO WAIT BEFORE K "
FALLGRAD	"P18 CHILD'S EXPECTED GRADE NEXT FALL "
READTO	"P19/E36 HOW OFTEN READ TO CHILD "
NUMBOOKS	"P20/E35 HOW MANY KIDS BOOKS CHILD HAVE "
NEWSPAPR	"P21/E38 DOES FAMILY GET DAILY NEWSPAPER "
TVHOURS	"P22/E40 HOURS PER DAY WATCHING TV/VIDEO "
RULEWHAT	"P23/E41 ANY RULES ABOUT WHAT PROGRAMS "
RULETIME	"P23/E41 ANY RULES ABOUT HOW EARLY/LATE "
RULEHRS	"P23/E41 ANY RULES ABOUT # HOURS WATCHED "
RULEDAYS	"E41 P23/E41 ANY RULES AB WEEKDAY TV HOUR"
RULEFAM	"P23A FAMILY RULE OR NOT INTERESTED IN TV"
WKREAD	"P24/E44 READ TO CHILD IN PAST WEEK "
WKREADN	"P24/E44 # TIMES READ TO CHILD IN PAST WK"
WKWORDS	"P24 TAUGHT CHILD LETTERS, WORDS, NUMBERS"
WKWORDSN	"P24 # TIMES TAUGHT LETTERS,WORDS,NUMBERS"
WKMUSIC	"P24 TAUGHT CHIL SONGS/MUSIC PAST WEEK "
WKMUSICN	"P24 # TIMES TAUGHT CHILD SONGS/MUSIC "
WKSTORY	"P24 TOLD CHILD A STORY IN PAST WEEK "
WKSTORYN	"P24 # TIMES TOLD CHILD A STORY "
WKSANG	"P24 SANG A SONG WITH CHILD IN PAST WEEK "
WKSANGN	"P24 # TIMES SANG SONG WITH CHILD "
WKCRAFT	"P24/E44 ARTS & CRAFTS W/CHILD PAST WEEK "
WKCRAFTN	"P24/E44 # TIMES ARTS & CRAFTS W/ CHILD "
WKPLAY	"P24/E44 PLAYED GAMES/SPORTS PAST WEEK "
WKEDTV	"P24/E44 WATCHED EDUC TV W/CHILD LAST WK "
WKEDTVN	"P24/E44 # TIMES WATCHED EDUC TV LAST WK "
LIBRAYMO	"P25/E45 VISITED LIBRARY IN PAST MONTH "
MOVIEMO	"P25/E45 GONE TO A MOVIE IN PAST MONTH "
MOVIEYR	"P25/E45 GONE TO A MOVIE IN PAST YEAR "
CONCRTMO	"P25/E45 TO PLAY/CONCERT/SHOW PAST MONTH "
CONCRTYR	"P25/E45 TO PLAY/CONCERT/SHOW PAST YEAR "
MUSEUMMO	"P25/E45 VISITED GALLERY/MUSEUM PAST MNTH"
ZOOMO	"P25/E45 VISITED ZOO/AQUARIUM PAST MONTH "
ZOOYR	"P25/E45 VISITED ZOO/AQUARIUM PAST YEAR "
PARKMO	"P25/E45 VISITED PLAYGROUND/PARK PAST MTH"
WKPLAYN	"P24/E44 # TIMES PLAYED GAMES/SPORTS "
LIBRAYYR	"P25/E45 VISITED LIBRARY IN PAST YEAR "
MUSEUMYR	"P25/E45 VISITED GALLERY/MUSEUM PAST YEAR"
PARKYR	"P25/E45 VISITED PLAYGROUND/PARK PAST YR "
WEIGH5	"C8 WEIGH MORE THAN 5 1/2 LBS AT BIRTH "

WEIGH3	"C9 WEIGH MORE THAN 3 LBS AT BIRTH	"
HANDICAP	"C10 CHILD HAVE ANY TYPE OF HANDICAP	"
HANDTYPE	"C11 CHILD'S HANDICAPPING CONDITION	"
MOMAGE	"C12 CHILDS MOTHERS/FEMALE GUARD'S AGE	"
NEWMOM	"C13 AGE WHEN FIRST BECAME MOTHER	"
MOMLANG	"C14 FIRST LANGUAGE SPOKEN BY MOTHER	"
MOMSPEAK	"C15 LANGUAGE SPOKEN MOST BY MOTHER	"
MOMGRADE	"C16 HIGHEST GRADE COMPLETED - MOTHER	"
MOMDIPL	"C17 MOTHER - HS DIPLOMA BEFORE VOCATION	"
MOMWORK	"C18 MOTHER WORK FOR PAY LAST WEEK	"
MOMLEAVE	"C19 MOTHER ON LEAVE OR VACATION LAST WK	"
MOMHOURS	"C20 HOURS PER WEEK MOTHER WORKS FOR PAY	"
MOMLOOK	"C21 MOTHER LOOKING FOR WORK PAST 4 WEEKS"	"
MOMPUBL	"C22 MOTHER-PUBLIC EMPLOYMENT AGENCY	"
MOMPRIV	"C22 MOTHER-PRIVATE EMPLOYMENT AGENCY	"
MOMEMPL	"C22 MOTHER-CHECKED W/ EMPLOYER DIRECTLY	"
MOMREL	"C22 MOTHER-CHECKED W/ FRIENDS/RELATIVES	"
MOMADS	"C22 MOTHER-PLACED OR ANSWERED ADS	"
MOMNOTH	"C22 MOTHER-DID NOTHING TO FIND WORK	"
MOMOTHR	"C22 WHAT HAS MOTHER BEEN DOING IN LAST 4"	"
MOMACTY	"C23 MOTHER'S MAIN ACTIVITY LAST WEEK	"
DADGRADE	"C24 HIGHEST GRADE COMPLETED - FATHER	"
DADDIPL	"C25 FATHER-HS DIPLOMA BEFORE VOCATION	"
DADWORK	"C26 FATHER WORK FOR PAY LAST WEEK	"
DADLEAVE	"C27 FATHER ON LEAVE OR VACATION LAST WK	"
DADHOURS	"C28 HOURS PER WEEK FATHER WORKS FOR PAY	"
DADLOOK	"C29 FATHER LOOKING FOR WORK PAST 4 WEEKS"	"
DADPUBL	"C30 FATHER-PUBLIC EMPLOYMENT AGENCY	"
DADPRIV	"C30 FATHER-PRIVATE EMPLOYMENT AGENCY	"
DADEMPL	"C30 FATHER-CHECKED W/ EMPLOYER DIRECTLY	"
DADREL	"C30 FATHER-CHECKED W/ FRIENDS/RELATIVES	"
DADADS	"C30 FATHER-PLACED OR ANSWERED ADS	"
DADNOTH	"C30 FATHER-DID NOTHING TO FIND WORK	"
DADOTHR	"C30 WHAT HAS DAD BEEN DOING IN LAST 4 WK"	"
DADACTY	"C31 FATHER'S MAIN ACTIVITY LAST WEEK	"
AGE90	"D: CALCULATED AGE AS OF JAN. 1, 1991(C1)"	"
AGEKIND	"D: AGE YRS&MO AT ENTRY INTO KGARTEN	"
ALLGRADE	"D: CHD'S GRADE IN GRDED & UNGR SCH	"
ANYCARE	"D: PREPRIM CHLD NOW IN REG NONPAR CARE	"
CENSUSDV	"CENSUS DIVISION	"
CENSUSRG	"CENSUS REGION	"
DAEMPLD	"D: WORK STATUS OF FATHER/STEPF/M GUAR	"
DADLABOR	"D: FATHER LABOR FORCE PARTICN	"
DCNFLAG	"FLAG FOR DOUBLE-COUNTED DAYCARE/PREK	"
EVERCARE	"D: CUR/PAST REG NONPARENTAL CARE	"
FAMDAYC	"D: CURRENTLY IN FAMILY DAY CARE	"
FAMTYPE	"D: ONE/TWO/NO PARENT IN HH	"
HRSCARE	"D: TOTAL HRS/WEEK IN REG NONPAR CARE	"
MAINRSLT	"RESULT FOR THIS RESPONDENT	"
MOMEMPLD	"D: WORK STATUS OF MOTHER/STEPM/F GUAR	"
MOMLABOR	"D: MOTHER/STEPM/FGUAR LABOR FORCE PARTICN"	"
PARGRADE	"D: HIGHEST LEVEL OF PARENTAL EDUCATION	"
PARNTCOL	"D: PARENTS COLLEGE EDUCATION	"
PARNTHS	"D: PARENTS HIGH SCHOOL EDUCATION	"
PRIMCARE	"D: PRIMARY/NONPARENTAL CARE ARRANGEMENT	"
PSU	"TAYLOR SERIES VARIANCE APPROXIMATION	"
RACEETHN	"D: RACE-ETHNICITY	"
RATIODC	"D: ROUNDED RATIO CH/ADULTS IN DAYC	"
RATIOPRK	"D: ROUNDED RATIO CH/ADULTS IN PREK NUR	"
REGION	"DEPARTMENT OF EDUCATION REGION	"
REPTKIND	"D: 2 YES IN KINDERGARTEN-TYPE PROGRAM	"
TEENMOM	"D: MOM/GUARD: AGE FIRST BECAME MOTHER	"
TYPECARE	"D: CURRENT CH CARE HOME/CENTER/BOTH	"
URBAN	"URBANICITY	"
VSTRAT	"STRATUM FOR TAYLOR SERIES APPROXIMATION	"
DADDIPLF	"IMPUTATION FLAG FOR DADDIPL	"
DADGRADF	"IMPUTATION FLAG FOR DADGRADE	"
DADWORKF	"IMPUTATION FLAG FOR DADWORK	"

ENROLLF	"IMPUTATION FLAG FOR ENROLL	"
GENDERF	"IMPUTATION FLAG FOR GENDER	"
GRADEF	"IMPUTATION FLAG FOR GRADE	"
HANDICAF	"IMPUTATION FLAG FOR HANDICAP	"
HISPANIF	"IMPUTATION FLAG FOR HISPANIC	"
INCOMRNF	"INCOMRNG IMPUTED FLAG	"
MOMAGEF	"IMPUTATION FLAG FOR MOMAGE	"
MOMDIPLF	"IMPUTATION FLAG FOR MOMDIPL	"
MOMGRADF	"IMPUTATION FLAG FOR MOMGRADE	"
MOMLANGF	"IMPUTATION FLAG FOR MOMLANG	"
MOMWORKF	"IMPUTATION FLAG FOR MOMWORK	"
NEWMOMF	"IMPUTATION FLAG FOR NEWMOM	"
NUMPERSF	"NUMPERS IMPUTED FLAG	"
OWNHOMEF	"OWNHOME IMPUTED FLAG	"
PARNMARF	"IMPUTATION FLAG FOR PARNMARI	"
RACEF	"IMPUTATION FLAG FOR RACE	"
WEIGH5F	"IMPUTATION FLAG FOR WEIGH5	"
EWGT	"FINAL CHILD WEIGHT	"
EWREPL1	"REPLICATE WEIGHT	"
EWREPL2	"REPLICATE WEIGHT	"
EWREPL3	"REPLICATE WEIGHT	"
EWREPL4	"REPLICATE WEIGHT	"
EWREPL5	"REPLICATE WEIGHT	"
EWREPL6	"REPLICATE WEIGHT	"
EWREPL7	"REPLICATE WEIGHT	"
EWREPL8	"REPLICATE WEIGHT	"
EWREPL9	"REPLICATE WEIGHT	"
EWREPL10	"REPLICATE WEIGHT	"
EWREPL11	"REPLICATE WEIGHT	"
EWREPL12	"REPLICATE WEIGHT	"
EWREPL13	"REPLICATE WEIGHT	"
EWREPL14	"REPLICATE WEIGHT	"
EWREPL15	"REPLICATE WEIGHT	"
EWREPL16	"REPLICATE WEIGHT	"
EWREPL17	"REPLICATE WEIGHT	"
EWREPL18	"REPLICATE WEIGHT	"
EWREPL19	"REPLICATE WEIGHT	"
EWREPL20	"REPLICATE WEIGHT	"
EWREPL21	"REPLICATE WEIGHT	"
EWREPL22	"REPLICATE WEIGHT	"
EWREPL23	"REPLICATE WEIGHT	"
EWREPL24	"REPLICATE WEIGHT	"
EWREPL25	"REPLICATE WEIGHT	"
EWREPL26	"REPLICATE WEIGHT	"
EWREPL27	"REPLICATE WEIGHT	"
EWREPL28	"REPLICATE WEIGHT	"
EWREPL29	"REPLICATE WEIGHT	"
EWREPL30	"REPLICATE WEIGHT	"
EWREPL31	"REPLICATE WEIGHT	"
EWREPL32	"REPLICATE WEIGHT	"
EWREPL33	"REPLICATE WEIGHT	"
EWREPL34	"REPLICATE WEIGHT	"
EWREPL35	"REPLICATE WEIGHT	"
EWREPL36	"REPLICATE WEIGHT	"
EWREPL37	"REPLICATE WEIGHT	"
EWREPL38	"REPLICATE WEIGHT	"
EWREPL39	"REPLICATE WEIGHT	"
EWREPL40	"REPLICATE WEIGHT	"
EWREPL41	"REPLICATE WEIGHT	"
EWREPL42	"REPLICATE WEIGHT	"
EWREPL43	"REPLICATE WEIGHT	"
EWREPL44	"REPLICATE WEIGHT	"
EWREPL45	"REPLICATE WEIGHT	"
EWREPL46	"REPLICATE WEIGHT	"
EWREPL47	"REPLICATE WEIGHT	"
EWREPL48	"REPLICATE WEIGHT	"
EWREPL49	"REPLICATE WEIGHT	"
EWREPL50	"REPLICATE WEIGHT	"

VALUE LABELS

AFTERKIND

-1 'INAPPLICABLE' -7 'REFUSED' -8 'DK' -9 'NOT ASCERTAINED'
1 'YES' 2 'NO'//

AGE90

-1 'INAPPLICABLE'
3 - 7 'AGE AS OF JAN. 1,1991'//

ANYCARE

. 'NA/MISSING' 0 'NO' 1 'YES'//

CARE

-1 'INAPPLICABLE' -7 'REFUSED' -8 'DK' -9 'NOT ASCERTAINED'
1 'YES' 2 'NO'//

CARENUM

-1 'INAPPLICABLE' -7 'REFUSED' -8 'DK' -9 'NOT ASCERTAINED'
1 - 3 'NUMBER OF ADDITIONAL PROGRAMS'//

CENSUSDV

-1 'INAPPLICABLE'
1 'NEW ENGLAND'
2 'MIDDLE ATLANTIC'
3 'EAST NORTH CENTRAL'
4 'WEST NORTH CENTRAL'
5 'SOUTH ATLANTIC'
6 'EAST SOUTH CENTRAL'
7 'WEST SOUTH CENTRAL'
8 'MOUNTAIN'
9 'PACIFIC'//

CENSUSRG

-1 'INAPPLICABLE'
1 'NORTHEAST' 2 'MIDWEST' 3 'SOUTH' 4 'WEST'//

CONCRTMO

-1 'INAPPLICABLE' -7 'REFUSED' -8 'DK' -9 'NOT ASCERTAINED'
1 'YES' 2 'NO'//

CONCRTYR

-1 'INAPPLICABLE' -7 'REFUSED' -8 'DK' -9 'NOT ASCERTAINED'
1 'YES' 2 'NO'//

DADACTY

-1 'INAPPLICABLE' -7 'REFUSED' -8 'DK' -9 'NOT ASCERTAINED'
1 'KEEPING HOUSE/CARING FOR CHILDREN'
2 'GOING TO SCHOOL'
3 'RETIRED'
4 'UNABLE TO WORK'
91 'OTHER (SPECIFY)'//

DADADS

-1 'INAPPLICABLE' -7 'REFUSED' -8 'DK' -9 'NOT ASCERTAINED'
1 'YES' 2 'NO'//

DADDIPL

-1 'INAPPLICABLE' -7 'REFUSED' -8 'DK' -9 'NOT ASCERTAINED'
1 'YES' 2 'NO'//

DADDIPLF

-1 'INAPPLICABLE' 1 'IMPUTED VALUE'//

DADEMPD

-1 'INAPPLICABLE' -7 'REFUSED' -8 'DK' -9 'NOT ASCERTAINED'
1 'YES' 2 'NO'//

DADEMPD

. 'NA/MISSING'
1 '=> 35 HRS P/WEEK'
2 '< 35 HRS P/WEEK '
3 'HRS N/SPECIFIED '
4 'LOOKING F/WORK '
5 'N/IN LABOR FORCE'//

DADGRADE

-1 'INAPPLICABLE' -7 'REFUSED' -8 'DK' -9 'NOT ASCERTAINED'
1 'UP TO EIGHTH GRADE'
2 'NINTH TO ELEVENTH GRADE'
3 'HIGH SCHOOL DIPLOMA OR EQUIVALENT'
4 'VOCATIONAL/TECHNICAL AFTER HIGH SCHOOL'
5 '1-2 YEARS OF COLLEGE'

C-681108

6 'ASSOCIATE''S DEGREE'
 7 '3-4 YEARS OF COLLEGE'
 8 'BACHELOR''S DEGREE'
 9 'GRADUATE OR PROFESSIONAL SCHOOL'/

DADGRADF
 -1 'INAPPLICABLE' 1 'IMPUTED VALUE'/

DADHOURS
 -1 'INAPPLICABLE' -7 'REFUSED' -8 'DK' -9 'NOT ASCERTAINED'
 0 - 99 'HOURS WORKED BY PARENT'/

DADLABOR
 . 'NA/MISSING'
 1 'EMP-IN LBR FORCE '
 2 'UNEMP-IN LBR FORCE'
 3 'KEEP HOUS/CHILD CARE'
 4 'GOING TO SCHOOL '
 5 'RETIRED/UNABLE WORK'
 6 'OTHER ''/

DADLEAVE
 -1 'INAPPLICABLE' -7 'REFUSED' -8 'DK' -9 'NOT ASCERTAINED'
 1 'YES' 2 'NO'/

DADLOOK
 -1 'INAPPLICABLE' -7 'REFUSED' -8 'DK' -9 'NOT ASCERTAINED'
 1 'YES' 2 'NO'/

DADNOTH
 -1 'INAPPLICABLE' -7 'REFUSED' -8 'DK' -9 'NOT ASCERTAINED'
 1 'YES' 2 'NO'/

DADOTHR
 -1 'INAPPLICABLE' -7 'REFUSED' -8 'DK' -9 'NOT ASCERTAINED'
 1 'YES' 2 'NO'/

DADPRIV
 -1 'INAPPLICABLE' -7 'REFUSED' -8 'DK' -9 'NOT ASCERTAINED'
 1 'YES' 2 'NO'/

DADPRIV
 -1 'INAPPLICABLE' -7 'REFUSED' -8 'DK' -9 'NOT ASCERTAINED'
 1 'YES' 2 'NO'/

DADPUBL
 -1 'INAPPLICABLE' -7 'REFUSED' -8 'DK' -9 'NOT ASCERTAINED'
 1 'YES' 2 'NO'/

DADREL
 -1 'INAPPLICABLE' -7 'REFUSED' -8 'DK' -9 'NOT ASCERTAINED'
 1 'YES' 2 'NO'/

DADWORK
 -1 'INAPPLICABLE' -7 'REFUSED' -8 'DK' -9 'NOT ASCERTAINED'
 1 'YES' 2 'NO'/

DADWORKF
 -1 'INAPPLICABLE' 1 'IMPUTED VALUE'/

DAYCACT1
 -1 'INAPPLICABLE' -7 'REFUSED' -8 'DK' -9 'NOT ASCERTAINED'
 1 'EVERY TIME OR MOST TIMES CHILD GOES'
 2 'FREQUENTLY'
 3 'OCCASIONALLY'
 4 'RARELY OR NEVER'
 5 'NO EXPERIENCE/NEWLY ENROLLED'/

DAYCACT2
 -1 'INAPPLICABLE' -7 'REFUSED' -8 'DK' -9 'NOT ASCERTAINED'
 1 'EVERY TIME OR MOST TIMES CHILD GOES'
 2 'FREQUENTLY'
 3 'OCCASIONALLY'
 4 'RARELY OR NEVER'
 5 'NO EXPERIENCE/NEWLY ENROLLED'/

DAYCACT3
 -1 'INAPPLICABLE' -7 'REFUSED' -8 'DK' -9 'NOT ASCERTAINED'
 1 'EVERY TIME OR MOST TIMES CHILD GOES'
 2 'FREQUENTLY'
 3 'OCCASIONALLY'
 4 'RARELY OR NEVER'
 5 'NO EXPERIENCE/NEWLY ENROLLED'/

DAYCADL1

-1 'INAPPLICABLE' -7 'REFUSED' -8 'DK' -9 'NOT ASCERTAINED'
1 - 21 '# OF ADULTS IN GROUP'/

DAYCADL2
-1 'INAPPLICABLE' -7 'REFUSED' -8 'DK' -9 'NOT ASCERTAINED'
1 - 21 '# OF ADULTS IN GROUP'/

DAYCADL3
-1 'INAPPLICABLE' -7 'REFUSED' -8 'DK' -9 'NOT ASCERTAINED'
1 - 21 '# OF ADULTS IN GROUP'/

DAYCARE
-1 'INAPPLICABLE' -7 'REFUSED' -8 'DK' -9 'NOT ASCERTAINED'
1 'YES' 2 'NO'/

DAYCCAL1
-1 'INAPPLICABLE' -7 'REFUSED' -8 'DK' -9 'NOT ASCERTAINED'
1 'YES' 2 'NO' 3 'NO EXPERIENCE/NEWLY ENROLLED'/

DAYCCAL2
-1 'INAPPLICABLE' -7 'REFUSED' -8 'DK' -9 'NOT ASCERTAINED'
1 'YES' 2 'NO' 3 'NO EXPERIENCE/NEWLY ENROLLED'/

DAYCCAL3
-1 'INAPPLICABLE' -7 'REFUSED' -8 'DK' -9 'NOT ASCERTAINED'
1 'YES' 2 'NO' 3 'NO EXPERIENCE/NEWLY ENROLLED'/

DAYCDAY1
-1 'INAPPLICABLE' -7 'REFUSED' -8 'DK' -9 'NOT ASCERTAINED'
1 - 7 '# OF DAYS EA WK CHILD ATTENDS DAYCARE'/

DAYCDAY2
-1 'INAPPLICABLE' -7 'REFUSED' -8 'DK' -9 'NOT ASCERTAINED'
1 - 7 '# OF DAYS EA WK CHILD ATTENDS DAYCARE'/

DAYCDAY3
-1 'INAPPLICABLE' -7 'REFUSED' -8 'DK' -9 'NOT ASCERTAINED'
1 - 7 '# OF DAYS EA WK CHILD ATTENDS DAYCARE'/

DAYCDRO1
-1 'INAPPLICABLE' -7 'REFUSED' -8 'DK' -9 'NOT ASCERTAINED'
1 'YES' 2 'NO' 3 'NO EXPERIENCE/NEWLY ENROLLED'/

DAYCDRO2
-1 'INAPPLICABLE' -7 'REFUSED' -8 'DK' -9 'NOT ASCERTAINED'
1 'YES' 2 'NO' 3 'NO EXPERIENCE/NEWLY ENROLLED'/

DAYCDRO3
-1 'INAPPLICABLE' -7 'REFUSED' -8 'DK' -9 'NOT ASCERTAINED'
1 'YES' 2 'NO' 3 'NO EXPERIENCE/NEWLY ENROLLED'/

DAYCEVER
-1 'INAPPLICABLE' -7 'REFUSED' -8 'DK' -9 'NOT ASCERTAINED'
1 'YES' 2 'NO'/

DAYCEVHS
-1 'INAPPLICABLE' -7 'REFUSED' -8 'DK' -9 'NOT ASCERTAINED'
1 'YES' 2 'NO'/

DAYCEVIN
-1 'INAPPLICABLE' -7 'REFUSED' -8 'DK' -9 'NOT ASCERTAINED'
1 'YES' 2 'NO'/

DAYCHEA1
-1 'INAPPLICABLE' -7 'REFUSED' -8 'DK' -9 'NOT ASCERTAINED'
1 'YES' 2 'NO'/

DAYCHEA2
-1 'INAPPLICABLE' -7 'REFUSED' -8 'DK' -9 'NOT ASCERTAINED'
1 'YES' 2 'NO'/

DAYCHEA3
-1 'INAPPLICABLE' -7 'REFUSED' -8 'DK' -9 'NOT ASCERTAINED'
1 'YES' 2 'NO'/

DAYCHRS1
-1 'INAPPLICABLE' -7 'REFUSED' -8 'DK' -9 'NOT ASCERTAINED'
1 - 84 'HOURS CARE PROVIDED'/

DAYCHRS2
-1 'INAPPLICABLE' -7 'REFUSED' -8 'DK' -9 'NOT ASCERTAINED'
1 - 84 'HOURS CARE PROVIDED'/

DAYCHRS3
-1 'INAPPLICABLE' -7 'REFUSED' -8 'DK' -9 'NOT ASCERTAINED'
1 - 84 'HOURS CARE PROVIDED'/

DAYCINS1
-1 'INAPPLICABLE' -7 'REFUSED' -8 'DK' -9 'NOT ASCERTAINED'
1 'YES' 2 'NO'/

DAYCINS2
 -1 'INAPPLICABLE' -7 'REFUSED' -8 'DK' -9 'NOT ASCERTAINED'
 1 'YES' 2 'NO'//

DAYCINS3
 -1 'INAPPLICABLE' -7 'REFUSED' -8 'DK' -9 'NOT ASCERTAINED'
 1 'YES' 2 'NO'//

DAYCKID1
 -1 'INAPPLICABLE' -7 'REFUSED' -8 'DK' -9 'NOT ASCERTAINED'
 1 - 75 '# OF KIDS IN GROUP'//

DAYCKID2
 -1 'INAPPLICABLE' -7 'REFUSED' -8 'DK' -9 'NOT ASCERTAINED'
 1 - 75 '# OF KIDS IN GROUP'//

DAYCKID3
 -1 'INAPPLICABLE' -7 'REFUSED' -8 'DK' -9 'NOT ASCERTAINED'
 1 - 75 '# OF KIDS IN GROUP'//

DAYCNUM
 -1 'INAPPLICABLE' -7 'REFUSED' -8 'DK' -9 'NOT ASCERTAINED'
 1 - 4 '# OF DAYCARE CENTERS CURRENTLY ATTENDING'//

DAYCPRG1
 -1 'INAPPLICABLE' -7 'REFUSED' -8 'DK' -9 'NOT ASCERTAINED'
 1 'FULL-DAY' 2 'PART-DAY'//

DAYCPRG2
 -1 'INAPPLICABLE' -7 'REFUSED' -8 'DK' -9 'NOT ASCERTAINED'
 1 'FULL-DAY' 2 'PART-DAY'//

DAYCPRG3
 -1 'INAPPLICABLE' -7 'REFUSED' -8 'DK' -9 'NOT ASCERTAINED'
 1 'FULL-DAY' 2 'PART-DAY'//

DAYCTAL1
 -1 'INAPPLICABLE' -7 'REFUSED' -8 'DK' -9 'NOT ASCERTAINED'
 1 'EVERY TIME OR MOST TIMES CHILD GOES'
 2 'FREQUENTLY'
 3 'OCCASIONALLY'
 4 'RARELY OR NEVER'
 5 'NO EXPERIENCE/NEWLY ENROLLED'//

DAYCTAL2
 -1 'INAPPLICABLE' -7 'REFUSED' -8 'DK' -9 'NOT ASCERTAINED'
 1 'EVERY TIME OR MOST TIMES CHILD GOES'
 2 'FREQUENTLY'
 3 'OCCASIONALLY'
 4 'RARELY OR NEVER'
 5 'NO EXPERIENCE/NEWLY ENROLLED'//

DAYCTAL3
 -1 'INAPPLICABLE' -7 'REFUSED' -8 'DK' -9 'NOT ASCERTAINED'
 1 'EVERY TIME OR MOST TIMES CHILD GOES'
 2 'FREQUENTLY'
 3 'OCCASIONALLY'
 4 'RARELY OR NEVER'
 5 'NO EXPERIENCE/NEWLY ENROLLED'//

DCNFLAG
 -1 'INAPPLICABLE' 1 'IMPUTED VALUE'//

DOBMM
 -1 'INAPPLICABLE' -7 'REFUSED' -8 'DK' -9 'NOT ASCERTAINED'
 0 - 12 'MONTHS'//

DOBY
 -1 'INAPPLICABLE' -7 'REFUSED' -8 'DK' -9 'NOT ASCERTAINED'
 83 - 87 'YEAR'//

ENROLL
 -1 'INAPPLICABLE' -7 'REFUSED' -8 'DK' -9 'NOT ASCERTAINED'
 1 'YES' 2 'NO'//

ENROLLF
 -1 'INAPPLICABLE' 1 'IMPUTED VALUE'//

EVERCARE
 . 'NA/MISSING'
 0 'NO' 1 'YES'//

FALLGRAD
 -1 'INAPPLICABLE' -7 'REFUSED' -8 'DK' -9 'NOT ASCERTAINED'
 1 'KINDERGARTEN' 2 'FIRST GRADE'//

FAMDAYC

. 'NA/MISSING'
 0 'NO' 1 'YES'/
 FAMTYPE
 . 'NA/MISSING'
 1 '1 PARENT IN HH' 2 '2 PARENTS IN HH' 3 '3 NO PARENTS IN HH'/
 FATHER
 -1 'INAPPLICABLE' -7 'REFUSED' -8 'DK' -9 'NOT ASCERTAINED'
 1 'YES' 2 'NO'/
 FEMGUARD
 -1 'INAPPLICABLE' -7 'REFUSED' -8 'DK' -9 'NOT ASCERTAINED'
 1 'YES' 2 'NO'/
 FULLDAY1
 -1 'INAPPLICABLE' -7 'REFUSED' -8 'DK' -9 'NOT ASCERTAINED'
 1 'FULL-DAY' 2 'PART-DAY'/
 FULLDAY2
 -1 'INAPPLICABLE' -7 'REFUSED' -8 'DK' -9 'NOT ASCERTAINED'
 1 'FULL-DAY' 2 'PART-DAY'/
 GENDER
 -1 'INAPPLICABLE' -7 'REFUSED' -8 'DK' -9 'NOT ASCERTAINED'
 'F' 'FEMALE' 'M' 'MALE'/
 GENDERF
 -1 'INAPPLICABLE' 1 'IMPUTED VALUE'/
 GRADE
 -1 'INAPPLICABLE' -7 'REFUSED' -8 'DK' -9 'NOT ASCERTAINED'
 '0' 'NOT ENROLLED LAST YEAR'
 '1' 'FIRST GRADE'
 '2' 'SECOND GRADE'
 '3' 'THIRD GRADE'
 '4' 'FOURTH GRADE'
 '5' 'FIFTH GRADE'
 '6' 'UNGRADED SPECIAL ED.'
 '7' 'OTHER UNGRADED'
 'K' 'KINDERGARTEN'
 'N' 'NURSERY/PREKINDERGARTEN'
 'P' 'PRE-FIRST/TRANS. FIRST'
 'T' 'TRANSITIONAL KINDERGARTEN'/
 GRADEEQ
 -1 'INAPPLICABLE' -7 'REFUSED' -8 'DK' -9 'NOT ASCERTAINED'
 '0' 'NOT ENROLLED LAST YEAR'
 '1' 'FIRST GRADE'
 '2' 'SECOND GRADE'
 '3' 'THIRD GRADE'
 '4' 'FOURTH GRADE'
 '5' 'FIFTH GRADE'
 '6' 'UNGRADED SPECIAL ED.'
 '7' 'OTHER UNGRADED'
 'K' 'KINDERGARTEN'
 'N' 'NURSERY/PREKINDERGARTEN'
 'P' 'PRE-FIRST/TRANS. FIRST'
 'T' 'TRANSITIONAL KINDERGARTEN'/
 GRADEF
 -1 'INAPPLICABLE' 1 'IMPUTED VALUE'/
 GRNDPARN
 -1 'INAPPLICABLE' -7 'REFUSED' -8 'DK' -9 'NOT ASCERTAINED'
 1 'YES' 2 'NO'/
 HANDICAP
 -1 'INAPPLICABLE' -7 'REFUSED' -8 'DK' -9 'NOT ASCERTAINED'
 1 'YES' 2 'NO'/
 HANDICAF
 -1 'INAPPLICABLE' 1 'IMPUTED VALUE'/
 HANDTYPE
 -1 'INAPPLICABLE' -7 'REFUSED' -8 'DK' -9 'NOT ASCERTAINED'
 1 'A LEARNING DISABILITY'
 10 'OTHER HEALTH PROBLEM'
 11 'MULTIPLE HANDICAPS'
 2 'MENTAL RETARDATION'
 3 'SPEECH IMPAIRMENT'
 4 'SEVERE EMOTIONAL DISTURBANCE'

5 'HARDNESS OF HEARING'
 6 'DEAFNESS'
 7 'ORTHOPEdic IMPAIRMENT'
 8 'VISUAL IMPAIRMENT/BLINDNESS'
 9 'DEAFNESS AND BLINDNESS'//

HISPANIC
 -1 'INAPPLICABLE' -7 'REFUSED' -8 'DK' -9 'NOT ASCERTAINED'
 1 'YES' 2 'NO'//

HANDICAF
 -1 'INAPPLICABLE' 1 'IMPUTED VALUE'//

HISPANIF
 -1 'INAPPLICABLE' 1 'IMPUTED VALUE'//

INCOMRNF
 -1 'INAPPLICABLE' 1 'IMPUTED VALUE'//

HOMESCHL
 -1 'INAPPLICABLE' -7 'REFUSED' -8 'DK' -9 'NOT ASCERTAINED'
 1 'YES, HOME SCHOOL' 2 'YES, ALTERNATIVE PROGRAM' 3 'NO'//

HOMETYPE
 -1 'INAPPLICABLE' -7 'REFUSED' -8 'DK' -9 'NOT ASCERTAINED'
 0 'BLANKS ALLOWED'
 1 'SINGLE FAMILY HOUSE OR TOWNHOUSE'
 2 'APARTMENT'
 3 'SOME OTHER TYPE OF HOME'//

HRSCARE
 - 'NA/MISSING'
 0-161 'TOTAL HOURS OF CARE'//

INCOMRNG
 -1 'INAPPLICABLE' -7 'REFUSED' -8 'DK' -9 'NOT ASCERTAINED'
 0 'BLANKS ALLOWED'
 1 '\$5,000 OR LESS'
 10 'OVER \$75,000'
 2 '\$5,001 TO \$10,000'
 3 '\$10,001 TO \$15,000'
 4 '\$15,001 TO \$20,000'
 5 '\$20,001 TO \$25,000'
 6 '\$25,001 TO \$30,000'
 7 '\$30,001 TO \$40,000'
 8 '\$40,001 TO \$50,000'
 9 '\$50,001 TO \$75,000'//

KINDBETR
 -1 'INAPPLICABLE' -7 'REFUSED' -8 'DK' -9 'NOT ASCERTAINED'
 1 'YES' 2 'NO'//

KINDCHU1
 -1 'INAPPLICABLE' -7 'REFUSED' -8 'DK' -9 'NOT ASCERTAINED'
 1 'CHURCH-RELATED' 2 'NOT CHURCH-RELATED'//

KINDCHU2
 -1 'INAPPLICABLE' -7 'REFUSED' -8 'DK' -9 'NOT ASCERTAINED'
 1 'CHURCH-RELATED' 2 'NOT CHURCH-RELATED'//

KINDELSE
 -1 'INAPPLICABLE' -7 'REFUSED' -8 'DK' -9 'NOT ASCERTAINED'
 1 'YES' 2 'NO'//

KINDFALL
 -1 'INAPPLICABLE' -7 'REFUSED' -8 'DK' -9 'NOT ASCERTAINED'
 1 'YES' 2 'NO'//

KINDFUL
 -1 'INAPPLICABLE' -7 'REFUSED' -8 'DK' -9 'NOT ASCERTAINED'
 1 'YES' 2 'NO'//

KINDGRUP
 -1 'INAPPLICABLE' -7 'REFUSED' -8 'DK' -9 'NOT ASCERTAINED'
 1 'YES' 2 'NO'//

KINDHOME
 -1 'INAPPLICABLE' -7 'REFUSED' -8 'DK' -9 'NOT ASCERTAINED'
 1 'YES' 2 'NO'//

KINDMAT
 -1 'INAPPLICABLE' -7 'REFUSED' -8 'DK' -9 'NOT ASCERTAINED'
 1 'YES' 2 'NO'//

KINDMOVE
 -1 'INAPPLICABLE' -7 'REFUSED' -8 'DK' -9 'NOT ASCERTAINED'

1 'YES' 2 'NO'/
 KINDNROL
 -1 'INAPPLICABLE' -7 'REFUSED' -8 'DK' -9 'NOT ASCERTAINED'
 1 'WHEN OLD ENOUGH' 2 'WAITED'/
 KINDNUM
 -1 'INAPPLICABLE' -7 'REFUSED' -8 'DK' -9 'NOT ASCERTAINED'
 1 'ONE' 2 'TWO'/
 KINDOYHR
 -1 'INAPPLICABLE' -7 'REFUSED' -8 'DK' -9 'NOT ASCERTAINED'
 1 'YES' 2 'NO'/
 KINDPART
 -1 'INAPPLICABLE' -7 'REFUSED' -8 'DK' -9 'NOT ASCERTAINED'
 1 'YES' 2 'NO'/
 KINDPROB
 -1 'INAPPLICABLE' -7 'REFUSED' -8 'DK' -9 'NOT ASCERTAINED'
 1 'YES' 2 'NO'/
 KINDPROG
 -1 'INAPPLICABLE' -7 'REFUSED' -8 'DK' -9 'NOT ASCERTAINED'
 1 'YES' 2 'NO'/
 KINDPUB1
 -1 'INAPPLICABLE' -7 'REFUSED' -8 'DK' -9 'NOT ASCERTAINED'
 1 'PUBLIC' 2 'PRIVATE'/
 KINDPUB2
 -1 'INAPPLICABLE' -7 'REFUSED' -8 'DK' -9 'NOT ASCERTAINED'
 1 'PUBLIC' 2 'PRIVATE'/
 KINDSCHL
 -1 'INAPPLICABLE' -7 'REFUSED' -8 'DK' -9 'NOT ASCERTAINED'
 1 'YES' 2 'NO'/
 KINDSPAN
 -1 'INAPPLICABLE' -7 'REFUSED' -8 'DK' -9 'NOT ASCERTAINED'
 1 'YES' 2 'NO'/
 KINDWHEN
 -1 'INAPPLICABLE' -7 'REFUSED' -8 'DK' -9 'NOT ASCERTAINED'
 1 'WHEN OLD ENOUGH' 2 'WILL WAIT'/
 KINDYEAR
 -1 'INAPPLICABLE' -7 'REFUSED' -8 'DK' -9 'NOT ASCERTAINED'
 1 'FIRST' 2 'SECOND'/
 LASTYEAR
 -1 'INAPPLICABLE' -7 'REFUSED' -8 'DK' -9 'NOT ASCERTAINED'
 '0' 'NOT ENROLLED LAST YEAR'
 '1' 'FIRST GRADE'
 '2' 'SECOND GRADE'
 '3' 'THIRD GRADE'
 '4' 'FOURTH GRADE'
 '5' 'FIFTH GRADE'
 '6' 'UNGRADED SPECIAL ED.'
 '7' 'OTHER UNGRADED'
 'K' 'KINDERGARTEN'
 'N' 'NURSERY/PREKINDERGARTEN'
 'P' 'PRE-FIRST/TRANS. FIRST'
 'T' 'TRANSITIONAL KINDERGARTEN'/
 LIBRAYMO
 -1 'INAPPLICABLE' -7 'REFUSED' -8 'DK' -9 'NOT ASCERTAINED'
 1 'YES' 2 'NO'/
 LIBRAYR
 -1 'INAPPLICABLE' -7 'REFUSED' -8 'DK' -9 'NOT ASCERTAINED'
 1 'YES' 2 'NO'/
 MAINRSLT
 '-1' 'INAPPLICABLE'
 '1' '"RING, NO ANSWER"
 '10' 'TRACING'
 '11' 'EXTENDED RESULT-SCREENER NOT COMPLETE'
 '13' '"MANUAL"
 '14' '"MAXIMUM CALLS"
 '15' 'FROM MANUAL CALL RECORD TO ACTIVE'
 '2' '"REFUSAL/BREAKOFF"
 '3' '"BUSY"
 '4' '"CALLBACK"

'41' 'CALLBACK, NO APPT'
 '42' 'CALLBACK WITH APPT'
 '5' 'ANSWERING MACHINE'
 '6' 'LANGUAGE PROBLEM'
 '61' 'NON_ENGLISH INTERVIEW'
 '62' 'OTHER COMMUNICATION PROBLEM'
 '7' 'QUESTIONABLE RING'
 '8' 'PROBLEM CASE'
 'AR' 'ADULT REFUSED FOR 16-17 YEAR OLD'
 'CO' 'SCREENER COMPLETE NO EXTENDED INTERVIEWS'
 'C1' 'SCREENER COMPLETE, CHILDREN ONLY'
 'C2' 'SCREENER COMPLETE, NO CH, ADULT EXTENDED'
 'C3' 'SCREENER COMPLETE, CH & ADULT EXTENDED'
 'CA' 'ADULT EDUCATION PARTICIPANT'
 'CN' 'ADULT EDUCATION NONPARTICIPANT'
 'CP' 'FINAL LANGUAGE PROB HEARING AND SPEECH'
 'D' 'DECEASED'
 'DP' 'DUPLICATE'
 'EF' 'COMPLETE, ELEMENTARY W/FOLLOWUP'
 'EN' 'COMPLETE, ELEMENTARY NO FOLLOWUP'
 'ER' 'COMPLETE, ELEMENTARY REINTERVIEW'
 'I' 'INELIGIBLE (CHILD-AGE,ADULT-HIGH SCHOOL)'
 'LP' 'FINAL LANGUAGE PROB OTHER THAN ENGLISH'
 'MC' 'MAXIMUM CALLS'
 'NA' 'NO ANSWER'
 'NF' 'NOT AVAILBBLE IN FIELD PERIOD'
 'NR' 'NON RESIDENTIAL'
 'NW' 'NON WORKING'
 'O' 'OTHER PROBLEM'
 'PF' 'COMPLETE, PRESCHOOLER W/FOLLOWUP'
 'PN' 'COMPLETE, PRESCHOOLER NO FOLLOWUP'
 'PR' 'COMPLETE, PRESCHOOLER REINTERVIEW'
 'QN' 'NO ANSWER - NONRESIDENTIAL ANS MACHINE'
 'QR' 'NO ANSWER - RESIDENTIAL ANS MACHINE'
 'RB' 'FINAL REFUSAL'
 'SK' 'SICK'/

MALGUARD

-1 'INAPPLICABLE' -7 'REFUSED' -8 'DK' -9 'NOT ASCERTAINED'
 1 'YES' 2 'NO'/

MOMACTY

-1 'INAPPLICABLE' -7 'REFUSED' -8 'DK' -9 'NOT ASCERTAINED'
 1 'KEEPING HOUSE/CARING FOR CHILDREN'
 2 'GOING TO SCHOOL'
 3 'RETIRED'
 4 'UNABLE TO WORK'
 91 'OTHER (SPECIFY)'/

MOMADS

-1 'INAPPLICABLE' -7 'REFUSED' -8 'DK' -9 'NOT ASCERTAINED'
 1 'YES' 2 'NO'/

MOMAGE

-1 'INAPPLICABLE' -7 'REFUSED' -8 'DK' -9 'NOT ASCERTAINED'
 16 - 71 'MOTHER OR FEMALE GUARDIAN AGE'/

MOMAGEF

-1 'INAPPLICABLE' 1 'IMPUTED VALUE'/

MOMDIPL

-1 'INAPPLICABLE' -7 'REFUSED' -8 'DK' -9 'NOT ASCERTAINED'
 1 'YES' 2 'NO'/

MOMDIPLF

-1 'INAPPLICABLE' 1 'IMPUTED VALUE'/

MOMEMPL

-1 'INAPPLICABLE' -7 'REFUSED' -8 'DK' -9 'NOT ASCERTAINED'
 1 'YES' 2 'NO'/

MOMEMPLD

. 'NA/MISSING'
 1 '= 35 HRS P/WEEK'
 2 '< 35 HRS P/WEEK '
 3 'HRS N/SPECIFIED '
 4 'LOOKING F/WORK '

5 'N/IN LABOR FORCE'/

MOMGRADE
 -1 'INAPPLICABLE' -7 'REFUSED' -8 'DK' -9 'NOT ASCERTAINED'
 1 'UP TO EIGHTH GRADE'
 2 'NINTH TO ELEVENTH GRADE'
 3 'HIGH SCHOOL DIPLOMA OR EQUIVALENT'
 4 'VOCATIONAL/TECHNICAL AFTER HIGH SCHOOL'
 5 '1-2 YEARS OF COLLEGE'
 6 'ASSOCIATE'S DEGREE'
 7 '3-4 YEARS OF COLLEGE'
 8 'BACHELOR'S DEGREE'
 9 'GRADUATE OR PROFESSIONAL SCHOOL'/

MOMGRADF
 -1 'INAPPLICABLE' 1 'IMPUTED VALUE'/

MOMHOURS
 'INAPPLICABLE' -7 'REFUSED' -8 'DK' -9 'NOT ASCERTAINED'
 0 - 99 'HOURS WORKED BY PARENT'/

MOMLABOR
 . 'NA/MISSING'
 1 'EMP-IN LBR FORCE '
 2 'UNEMP-IN LBR FORCE'
 3 'KEEP HOUS/CHILD CARE'
 4 'GOING TO SCHOOL '
 5 'RETIRED/UNABLE WORK'
 6 'OTHER ''

LANGUAGE
 -1 'INAPPLICABLE' -7 'REFUSED' -8 'DK' -9 'NOT ASCERTAINED'
 1 'ENGLISH' 2 'SPANISH' 3 'ASIAN LANGUAGE' 91 'OTHER LANGUAGE'/

MOMLANGF
 -1 'INAPPLICABLE' 1 'IMPUTED VALUE'/

MOMLEAVE
 -1 'INAPPLICABLE' -7 'REFUSED' -8 'DK' -9 'NOT ASCERTAINED'
 1 'YES' 2 'NO'/

MOMLOOK
 -1 'INAPPLICABLE' -7 'REFUSED' -8 'DK' -9 'NOT ASCERTAINED'
 1 'YES' 2 'NO'/

MOMNOTH
 -1 'INAPPLICABLE' -7 'REFUSED' -8 'DK' -9 'NOT ASCERTAINED'
 1 'YES' 2 'NO'/

MOMOTHR
 -1 'INAPPLICABLE' -7 'REFUSED' -8 'DK' -9 'NOT ASCERTAINED'
 1 'YES' 2 'NO'/

MOMPRIV
 -1 'INAPPLICABLE' -7 'REFUSED' -8 'DK' -9 'NOT ASCERTAINED'
 1 'YES' 2 'NO'/

MOMPUBL
 -1 'INAPPLICABLE' -7 'REFUSED' -8 'DK' -9 'NOT ASCERTAINED'
 1 'YES' 2 'NO'/

MOMREL
 -1 'INAPPLICABLE' -7 'REFUSED' -8 'DK' -9 'NOT ASCERTAINED'
 1 'YES' 2 'NO'/

MOMSPEAK
 -1 'INAPPLICABLE' -7 'REFUSED' -8 'DK' -9 'NOT ASCERTAINED'
 1 'ENGLISH' 2 'SPANISH' 3 'ASIAN LANGUAGE' 4 'OTHER LANGUAGE'/

MOMWORK
 -1 'INAPPLICABLE' -7 'REFUSED' -8 'DK' -9 'NOT ASCERTAINED'
 1 'YES' 2 'NO'/

MOMWORKF
 -1 'INAPPLICABLE' 1 'IMPUTED VALUE'/

MOTHER
 -1 'INAPPLICABLE' -7 'REFUSED' -8 'DK' -9 'NOT ASCERTAINED'
 1 'YES' 2 'NO'/

MOVIEMO
 -1 'INAPPLICABLE' -7 'REFUSED' -8 'DK' -9 'NOT ASCERTAINED'
 1 'YES' 2 'NO'/

MOVIEYR
 -1 'INAPPLICABLE' -7 'REFUSED' -8 'DK' -9 'NOT ASCERTAINED'
 1 'YES' 2 'NO'/

MUSEUMMO
 -1 'INAPPLICABLE' -7 'REFUSED' -8 'DK' -9 'NOT ASCERTAINED'
 1 'YES' 2 'NO'//

MUSEUMYR
 -1 'INAPPLICABLE' -7 'REFUSED' -8 'DK' -9 'NOT ASCERTAINED'
 1 'YES' 2 'NO'//

NEWMOM
 -1 'INAPPLICABLE' -7 'REFUSED' -8 'DK' -9 'NOT ASCERTAINED'
 12 - 68 'AGE WHEN FIRST BECAME MOM'//

NEWMOMF
 -1 'INAPPLICABLE' 1 'IMPUTED VALUE'//

NEWSPAPR
 -1 'INAPPLICABLE' -7 'REFUSED' -8 'DK' -9 'NOT ASCERTAINED'
 1 'YES' 2 'NO'//

NOKIND
 -1 'INAPPLICABLE' -7 'REFUSED' -8 'DK' -9 'NOT ASCERTAINED'
 1 'FULL-DAY NOT AVAILABLE'
 2 'SCHOOL REPENDENT WANTS NOT AVAILABLE'
 3 'DON'T THINK KINDERGARTEN IS NECESSARY'
 4 'CHILD IS IN AN ALTERNATIVE PROGRAM'
 5 'PREFER TO EDUCATE CHILD AT HOME'
 6 'CHILD HAS SPECIAL NEEDS/PROBLEMS'
 91 'OTHER (SPECIFY)'//

NONREL
 -1 'INAPPLICABLE' -7 'REFUSED' -8 'DK' -9 'NOT ASCERTAINED'
 1 'YES' 2 'NO'//

NRELCARE
 -1 'INAPPLICABLE' -7 'REFUSED' -8 'DK' -9 'NOT ASCERTAINED'
 1 'YES' 2 'NO'//

NRELEVER
 -1 'INAPPLICABLE' -7 'REFUSED' -8 'DK' -9 'NOT ASCERTAINED'
 1 'YES' 2 'NO'//

NRELHOME
 -1 'INAPPLICABLE' -7 'REFUSED' -8 'DK' -9 'NOT ASCERTAINED'
 1 'OWN HOME' 2 'OTHER HOME' 3 'BOTH/VARIES'//

NRELHRS
 -1 'INAPPLICABLE' -7 'REFUSED' -8 'DK' -9 'NOT ASCERTAINED'
 1 - 84 'HOURS CARE PROVIDED'//

NUMBOOKS
 -1 'INAPPLICABLE' -7 'REFUSED' -8 'DK' -9 'NOT ASCERTAINED'
 1 'NONE' 2 '1 OR 2 BOOKS' 3 '3 TO 9 BOOKS' 4 '10 OR MORE BOOKS'//

NUMPERS
 -1 'INAPPLICABLE' -7 'REFUSED' -8 'DK' -9 'NOT ASCERTAINED'
 0 'BLANKS ALLOWED'
 2 - 15 'NUMBER OF PEOPLE'//

NUMPERSF
 -1 'INAPPLICABLE' 1 'IMPUTED VALUE'//

OTHREL
 -1 'INAPPLICABLE' -7 'REFUSED' -8 'DK' -9 'NOT ASCERTAINED'
 1 'YES' 2 'NO'//

OWNHOME
 -1 'INAPPLICABLE' -7 'REFUSED' -8 'DK' -9 'NOT ASCERTAINED'
 0 'BLANKS ALLOWED'
 1 'OWN YOUR HOME'
 2 'RENT YOUR HOME'
 3 'HAVE SOME OTHER ARRANGEMENT'//

OWNHOMEF
 -1 'INAPPLICABLE' 1 'IMPUTED VALUE'//

PARGRADE
 . 'NA/MISSING'
 1 'LESS THAN H/S'
 2 'H/S GRAD/EQUIVALENT'
 3 'VOC/TECH/SOME COLL'
 4 'COLLEGE GRADUATE'
 5 'GRADUATE/PROF SCHOOL'
 9 'NEITHER PARENT IN HH'//

PARKMO
 -1 'INAPPLICABLE' -7 'REFUSED' -8 'DK' -9 'NOT ASCERTAINED'

1 'YES' 2 'NO'/
 PARKYR
 -1 'INAPPLICABLE' -7 'REFUSED' -8 'DK' -9 'NOT ASCERTAINED'
 1 'YES' 2 'NO'/
 PARNMARF
 -1 'INAPPLICABLE' 1 'IMPUTED VALUE'/
 PARNMARI
 -1 'INAPPLICABLE' -7 'REFUSED' -8 'DK' -9 'NOT ASCERTAINED'
 1 'MARRIED'
 2 'SEPARATED'
 3 'DIVORCED'
 4 'WIDOWED'
 5 'LIVING TOGETHER'
 6 'NOT MARRIED'/
 PARNRELN
 -1 'INAPPLICABLE' -7 'REFUSED' -8 'DK' -9 'NOT ASCERTAINED'
 1 'NATURAL OR ADOPTIVE MOTHER'
 2 'STEPMOTHER/OTHER FEMALE GUARDIAN'
 3 'NATURAL OR ADOPTIVE FATHER'
 4 'STEPFATHER/OTHER MALE GUARDIAN'
 5 'GRANDPARENT'
 6 'BROTHER/SISTER'
 7 'OTHER RELATIVE'
 8 'NONRELATIVE'/
 PARNTCOL
 . 'NA/MISSING'
 1 'SINGLE/BOTH <COL' 2 '1 <COL, 1 COL DEG' 3 'SINGLE/BOTH COL DEG'/
 PARNTHS
 . 'NA/MISSING'
 1 'SINGLE/BOTH <H/S' 2 '1 <H/S, 1 H/S DEG' 3 'SINGLE/BOTH H/S DEG'/
 PREKACT1
 -1 'INAPPLICABLE' -7 'REFUSED' -8 'DK' -9 'NOT ASCERTAINED'
 1 'EVERY TIME OR MOST TIMES CHILD GOES'
 2 'FREQUENTLY'
 3 'OCCASIONALLY'
 4 'RARELY OR NEVER'
 5 'NO EXPERIENCE/NEWLY ENROLLED'/
 PREKACT2
 -1 'INAPPLICABLE' -7 'REFUSED' -8 'DK' -9 'NOT ASCERTAINED'
 1 'EVERY TIME OR MOST TIMES CHILD GOES'
 2 'FREQUENTLY'
 3 'OCCASIONALLY'
 4 'RARELY OR NEVER'
 5 'NO EXPERIENCE/NEWLY ENROLLED'/
 PREKACT3
 -1 'INAPPLICABLE' -7 'REFUSED' -8 'DK' -9 'NOT ASCERTAINED'
 1 'EVERY TIME OR MOST TIMES CHILD GOES'
 2 'FREQUENTLY'
 3 'OCCASIONALLY'
 4 'RARELY OR NEVER'
 5 'NO EXPERIENCE/NEWLY ENROLLED'/
 PREKACT4
 -1 'INAPPLICABLE' -7 'REFUSED' -8 'DK' -9 'NOT ASCERTAINED'
 1 'EVERY TIME OR MOST TIMES CHILD GOES'
 2 'FREQUENTLY'
 3 'OCCASIONALLY'
 4 'RARELY OR NEVER'
 5 'NO EXPERIENCE/NEWLY ENROLLED'/
 PREKADL1
 -1 'INAPPLICABLE' -7 'REFUSED' -8 'DK' -9 'NOT ASCERTAINED'
 1 - 21 '# OF ADULTS IN GROUP'/
 PREKADL2
 -1 'INAPPLICABLE' -7 'REFUSED' 8 'DK' -9 'NOT ASCERTAINED'
 1 - 21 '# OF ADULTS IN GROUP'/
 PREKADL3
 -1 'INAPPLICABLE' -7 'REFUSED' -8 'DK' -9 'NOT ASCERTAINED'
 1 - 21 '# OF ADULTS IN GROUP'/
 PREKADL4

-1 'INAPPLICABLE' -7 'REFUSED' -8 'DK' -9 'NOT ASCERTAINED'
1 - 21 '# OF ADULTS IN GROUP'/

PREKCAL1
-1 'INAPPLICABLE' -7 'REFUSED' -8 'DK' -9 'NOT ASCERTAINED'
1 'YES' 2 'NO' 3 'NO EXPERIENCE/NEWLY ENROLLED'/

PREKCAL2
-1 'INAPPLICABLE' -7 'REFUSED' -8 'DK' -9 'NOT ASCERTAINED'
1 'YES' 2 'NO' 3 'NO EXPERIENCE/NEWLY ENROLLED'/

PREKCAL3
-1 'INAPPLICABLE' -7 'REFUSED' -8 'DK' -9 'NOT ASCERTAINED'
1 'YES' 2 'NO' 3 'NO EXPERIENCE/NEWLY ENROLLED'/

PREKCAL4
-1 'INAPPLICABLE' -7 'REFUSED' -8 'DK' -9 'NOT ASCERTAINED'
1 'YES' 2 'NO' 3 'NO EXPERIENCE/NEWLY ENROLLED'/

PREKDAY1
-1 'INAPPLICABLE' -7 'REFUSED' -8 'DK' -9 'NOT ASCERTAINED'
1 - 7 '# OF DAYS EA WK CHILD ATTENDS DAYCARE'/

PREKDAY2
-1 'INAPPLICABLE' -7 'REFUSED' -8 'DK' -9 'NOT ASCERTAINED'
1 - 7 '# OF DAYS EA WK CHILD ATTENDS DAYCARE'/

PREKDAY3
-1 'INAPPLICABLE' -7 'REFUSED' -8 'DK' -9 'NOT ASCERTAINED'
1 - 7 '# OF DAYS EA WK CHILD ATTENDS DAYCARE'/

PREKDAY4
-1 'INAPPLICABLE' -7 'REFUSED' -8 'DK' -9 'NOT ASCERTAINED'
1 - 7 '# OF DAYS EA WK CHILD ATTENDS DAYCARE'/

PREKDRO1
-1 'INAPPLICABLE' -7 'REFUSED' -8 'DK' -9 'NOT ASCERTAINED'
1 'YES' 2 'NO' 3 'NO EXPERIENCE/NEWLY ENROLLED'/

PREKDRO2
-1 'INAPPLICABLE' -7 'REFUSED' -8 'DK' -9 'NOT ASCERTAINED'
1 'YES' 2 'NO' 3 'NO EXPERIENCE/NEWLY ENROLLED'/

PREKDRO3
-1 'INAPPLICABLE' -7 'REFUSED' -8 'DK' -9 'NOT ASCERTAINED'
1 'YES' 2 'NO' 3 'NO EXPERIENCE/NEWLY ENROLLED'/

PREKDRO4
-1 'INAPPLICABLE' -7 'REFUSED' -8 'DK' -9 'NOT ASCERTAINED'
1 'YES' 2 'NO' 3 'NO EXPERIENCE/NEWLY ENROLLED'/

PREKEVER
-1 'INAPPLICABLE' -7 'REFUSED' -8 'DK' -9 'NOT ASCERTAINED'
1 'YES' 2 'NO'/

PREKEVHS
-1 'INAPPLICABLE' -7 'REFUSED' -8 'DK' -9 'NOT ASCERTAINED'
1 'YES' 2 'NO'/

PREKEVIN
-1 'INAPPLICABLE' -7 'REFUSED' -8 'DK' -9 'NOT ASCERTAINED'
1 'YES' 2 'NO'/

PREKHEA1
-1 'INAPPLICABLE' -7 'REFUSED' -8 'DK' -9 'NOT ASCERTAINED'
1 'YES' 2 'NO'/

PREKHEA2
-1 'INAPPLICABLE' -7 'REFUSED' -8 'DK' -9 'NOT ASCERTAINED'
1 'YES' 2 'NO'/

PREKHEA3
-1 'INAPPLICABLE' -7 'REFUSED' -8 'DK' -9 'NOT ASCERTAINED'
1 'YES' 2 'NO'/

PREKHEA4
-1 'INAPPLICABLE' -7 'REFUSED' -8 'DK' -9 'NOT ASCERTAINED'
1 'YES' 2 'NO'/

PREKHS1
-1 'INAPPLICABLE' -7 'REFUSED' -8 'DK' -9 'NOT ASCERTAINED'
1 - 84 'HOURS CARE PROVIDED'/

PREKHS2
-1 'INAPPLICABLE' -7 'REFUSED' -8 'DK' -9 'NOT ASCERTAINED'
1 - 84 'HOURS CARE PROVIDED'/

PREKHS3
-1 'INAPPLICABLE' -7 'REFUSED' -8 'DK' -9 'NOT ASCERTAINED'
1 - 84 'HOURS CARE PROVIDED'/

PREKHS4
 -1 'INAPPLICABLE' -7 'REFUSED' -8 'DK' -9 'NOT ASCERTAINED'
 1 - 84 'HOURS CARE PROVIDED'/

PREKHS1
 -1 'INAPPLICABLE' -7 'REFUSED' -8 'DK' -9 'NOT ASCERTAINED'
 1 'SCHOOL' 2 'HOME' 3 'OTHER CENTER'/

PREKHS2
 -1 'INAPPLICABLE' -7 'REFUSED' -8 'DK' -9 'NOT ASCERTAINED'
 1 'SCHOOL' 2 'HOME' 3 'OTHER CENTER'/

PREKHS3
 -1 'INAPPLICABLE' -7 'REFUSED' -8 'DK' -9 'NOT ASCERTAINED'
 1 'SCHOOL' 2 'HOME' 3 'OTHER CENTER'/

PREKHS4
 -1 'INAPPLICABLE' -7 'REFUSED' -8 'DK' -9 'NOT ASCERTAINED'
 1 'SCHOOL' 2 'HOME' 3 'OTHER CENTER'/

PREKINS1
 -1 'INAPPLICABLE' -7 'REFUSED' -8 'DK' -9 'NOT ASCERTAINED'
 1 'YES' 2 'NO'/

PREKINS2
 -1 'INAPPLICABLE' -7 'REFUSED' -8 'DK' -9 'NOT ASCERTAINED'
 1 'YES' 2 'NO'/

PREKINS3
 -1 'INAPPLICABLE' -7 'REFUSED' -8 'DK' -9 'NOT ASCERTAINED'
 1 'YES' 2 'NO'/

PREKINS4
 -1 'INAPPLICABLE' -7 'REFUSED' -8 'DK' -9 'NOT ASCERTAINED'
 1 'YES' 2 'NO'/

PREKKID1
 -1 'INAPPLICABLE' -7 'REFUSED' -8 'DK' -9 'NOT ASCERTAINED'
 1 - 75 '# OF KIDS IN GROUP'/

PREKKID2
 -1 'INAPPLICABLE' -7 'REFUSED' -8 'DK' -9 'NOT ASCERTAINED'
 1 - 75 '# OF KIDS IN GROUP'/

PREKKID3
 -1 'INAPPLICABLE' -7 'REFUSED' -8 'DK' -9 'NOT ASCERTAINED'
 1 - 75 '# OF KIDS IN GROUP'/

PREKKID4
 -1 'INAPPLICABLE' -7 'REFUSED' -8 'DK' -9 'NOT ASCERTAINED'
 1 - 75 '# OF KIDS IN GROUP'/

PREKNUM
 -1 'INAPPLICABLE' -7 'REFUSED' -8 'DK' -9 'NOT ASCERTAINED'
 0 - 4 '# OF NURSERY SCHOOLS, PREKS, HEAD STARTS'/

PREKNURS
 -1 'INAPPLICABLE' -7 'REFUSED' -8 'DK' -9 'NOT ASCERTAINED'
 1 'YES' 2 'NO'/

PREKPRG1
 -1 'INAPPLICABLE' -7 'REFUSED' -8 'DK' -9 'NOT ASCERTAINED'
 1 'FULL-DAY' 2 'PART-DAY'/

PREKPRG2
 -1 'INAPPLICABLE' -7 'REFUSED' -8 'DK' -9 'NOT ASCERTAINED'
 1 'FULL-DAY' 2 'PART-DAY'/

PREKPRG3
 -1 'INAPPLICABLE' -7 'REFUSED' -8 'DK' -9 'NOT ASCERTAINED'
 1 'FULL-DAY' 2 'PART-DAY'/

PREKPRG4
 -1 'INAPPLICABLE' -7 'REFUSED' -8 'DK' -9 'NOT ASCERTAINED'
 1 'FULL-DAY' 2 'PART-DAY'/

PREKTAL1
 -1 'INAPPLICABLE' -7 'REFUSED' -8 'DK' -9 'NOT ASCERTAINED'
 1 'EVERY TIME OR MOST TIMES CHILD GOES'
 2 'FREQUENTLY'
 3 'OCCASIONALLY'
 4 'RARELY OR NEVER'
 5 'NO EXPERIENCE/NEWLY ENROLLED'/

PREKTAL2
 -1 'INAPPLICABLE' -7 'REFUSED' -8 'DK' -9 'NOT ASCERTAINED'
 1 'EVERY TIME OR MOST TIMES CHILD GOES'
 2 'FREQUENTLY'

3 'OCCASIONALLY'
 4 'RARELY OR NEVER'
 5 'NO EXPERIENCE/NEWLY ENROLLED'/
 PREKTAL3
 -1 'INAPPLICABLE' -7 'REFUSED' -8 'DK' -9 'NOT ASCERTAINED'
 1 'EVERY TIME OR MOST TIMES CHILD GOES'
 2 'FREQUENTLY'
 3 'OCCASIONALLY'
 4 'RARELY OR NEVER'
 5 'NO EXPERIENCE/NEWLY ENROLLED'/
 PREKTAL4
 -1 'INAPPLICABLE' -7 'REFUSED' -8 'DK' -9 'NOT ASCERTAINED'
 1 'EVERY TIME OR MOST TIMES CHILD GOES'
 2 'FREQUENTLY'
 3 'OCCASIONALLY'
 4 'RARELY OR NEVER'
 5 'NO EXPERIENCE/NEWLY ENROLLED'/
 PREKTPE1
 -1 'INAPPLICABLE' -7 'REFUSED' -8 'DK' -9 'NOT ASCERTAINED'
 1 'NURSERY SCHOOL' 2 'PREKINDERGARTEN' 3 'HEAD START PROGRAM'/
 PREKTPE2
 -1 'INAPPLICABLE' -7 'REFUSED' -8 'DK' -9 'NOT ASCERTAINED'
 1 'NURSERY SCHOOL' 2 'PREKINDERGARTEN' 3 'HEAD START PROGRAM'/
 PREKTPE3
 -1 'INAPPLICABLE' -7 'REFUSED' -8 'DK' -9 'NOT ASCERTAINED'
 1 'NURSERY SCHOOL' 2 'PREKINDERGARTEN' 3 'HEAD START PROGRAM'/
 PREKTPE4
 -1 'INAPPLICABLE' -7 'REFUSED' -8 'DK' -9 'NOT ASCERTAINED'
 1 'NURSERY SCHOOL' 2 'PREKINDERGARTEN' 3 'HEAD START PROGRAM'/
 PREKTYP2
 -1 'INAPPLICABLE' -7 'REFUSED' -8 'DK' -9 'NOT ASCERTAINED'
 1 'NURSERY SCHOOL' 2 'PREKINDERGARTEN' 3 'HEAD START PROGRAM'
 4 'MORE THAN ONE TYPE'/
 PRIMCARE
 . 'NA/MISSING'
 0 'NO CARE ARRANGEMENT'
 1 'REL CARE CH HOME'
 2 'REL C OUT CH HOME'
 3 'NONREL C CH HOME'
 4 'NONREL C OUT CH HOME'
 5 'DAYCARE CENTER'
 6 'NURSERY/PREK/HEAD START'
 7 'EQUAL HRS 2 TYPES'/
 PROGCOD1
 -1 'INAPPLICABLE' -7 'REFUSED' -8 'DK' -9 'NOT ASCERTAINED'
 '1' 'RELIGIOUS EDUCATION'
 '2' 'LIBRARY PROGRAMS'
 '3' 'PHYSICAL EDUCATION/ACTIVITIES'
 '4' 'ART EDUCATION/PERFORMING ARTS'
 '5' 'INDIVIDUALIZED SPECIAL EDUCATION'
 '6' 'BEFORE/AFTER SCHOOL CARE'
 '7' 'MOTHERS DAY OUT'
 '8' 'OTHER'/
 PROGCOD2
 -1 'INAPPLICABLE' -7 'REFUSED' -8 'DK' -9 'NOT ASCERTAINED'
 '1' 'RELIGIOUS EDUCATION'
 '2' 'LIBRARY PROGRAMS'
 '3' 'PHYSICAL EDUCATION/ACTIVITIES'
 '4' 'ART EDUCATION/PERFORMING ARTS'
 '5' 'INDIVIDUALIZED SPECIAL EDUCATION'
 '6' 'BEFORE/AFTER SCHOOL CARE'
 '7' 'MOTHERS DAY OUT'
 '8' 'OTHER'/
 PROGCOD3
 -1 'INAPPLICABLE' -7 'REFUSED' -8 'DK' -9 'NOT ASCERTAINED'
 '1' 'RELIGIOUS EDUCATION'
 '2' 'LIBRARY PROGRAMS'
 '3' 'PHYSICAL EDUCATION/ACTIVITIES'

'4' 'ART EDUCATION/PERFORMING ARTS'
 '5' 'INDIVIDUALIZED SPECIAL EDUCATION'
 '6' 'BEFORE/AFTER SCHOOL CARE'
 '7' 'MOTHERS DAY OUT'
 '8' 'OTHER'/

PROGDAY1
 -1 'INAPPLICABLE' -7 'REFUSED' -8 'DK' -9 'NOT ASCERTAINED'
 1 - 7 '# OF DAYS EA WK CHILD ATTENDS DAYCARE'/

PROGDAY2
 -1 'INAPPLICABLE' -7 'REFUSED' -8 'DK' -9 'NOT ASCERTAINED'
 1 - 7 '# OF DAYS EA WK CHILD ATTENDS DAYCARE'/

PROGDAY3
 -1 'INAPPLICABLE' -7 'REFUSED' -8 'DK' -9 'NOT ASCERTAINED'
 1 - 7 '# OF DAYS EA WK CHILD ATTENDS DAYCARE'/

PROGHR1
 -1 'INAPPLICABLE' -7 'REFUSED' -8 'DK' -9 'NOT ASCERTAINED'
 1 - 84 'HOURS CARE PROVIDED'/

PROGHR2
 -1 'INAPPLICABLE' -7 'REFUSED' -8 'DK' -9 'NOT ASCERTAINED'
 1 - 84 'HOURS CARE PROVIDED'/

PROGHR3
 -1 'INAPPLICABLE' -7 'REFUSED' -8 'DK' -9 'NOT ASCERTAINED'
 1 - 84 'HOURS CARE PROVIDED'/

RACE
 -1 'INAPPLICABLE' -7 'REFUSED' -8 'DK' -9 'NOT ASCERTAINED'
 1 'WHITE'
 2 'BLACK'
 3 'NATIVE AMERICAN OR ALASKAN NATIVE'
 4 'ASIAN OR PACIFIC ISLANDER'
 91 'SOME OTHER RACE'/

RACEETHN
 . 'NA/MISSING'
 1 'WHITE, NON-HISPANIC'
 2 'BLACK, NON-HISPANIC'
 3 'HISPANIC'
 4 'ALL OTHER RACES'//

RACEF
 -1 'INAPPLICABLE' 1 'IMPUTED VALUE'/

RATIOOC
 . 'NA/MISSING'
 1-35 'RATIO OF CHILD/ADULT'/

RATIOPRK
 . 'NA/MISSING'
 1-30 'RATIO OF CHILD/ADULT'/

READTO
 -1 'INAPPLICABLE' -7 'REFUSED' -8 'DK' -9 'NOT ASCERTAINED'
 1 'EVERY DAY'
 2 'AT LEAST THREE TIMES A WEEK'
 3 'SEVERAL TIMES A MONTH'
 4 'SEVERAL TIMES A YEAR'
 5 'NEVER'/

REGION
 -1 'INAPPLICABLE' -7 'REFUSED' -8 'DK' -9 'NOT ASCERTAINED'
 1 'NORTHEAST' 2 'CENTRAL' 3 'SOUTHEAST' 4 'WEST'/

RELCARE
 -1 'INAPPLICABLE' -7 'REFUSED' -8 'DK' -9 'NOT ASCERTAINED'
 1 'YES' 2 'NO'/

RELEVER
 -1 'INAPPLICABLE' -7 'REFUSED' -8 'DK' -9 'NOT ASCERTAINED'
 1 'YES' 2 'NO'/

RELHOME
 -1 'INAPPLICABLE' -7 'REFUSED' -8 'DK' -9 'NOT ASCERTAINED'
 1 'OWN HOME' 2 'OTHER HOME' 3 'BOTH/VARIES'/

RELHRS
 -1 'INAPPLICABLE' -7 'REFUSED' -8 'DK' -9 'NOT ASCERTAINED'
 1 - 84 'HOURS CARE PROVIDED'/

REPTKIND
 . 'NA/MISSING'

0 'NO' 1 'YES'/
 RULEDAYS
 -1 'INAPPLICABLE' -7 'REFUSED' -8 'DK' -9 'NOT ASCERTAINED'
 1 'YES' 2 'NO'/
 RULEFAM
 -1 'INAPPLICABLE' -7 'REFUSED' -8 'DK' -9 'NOT ASCERTAINED'
 1 'FAMILY RULE' 2 'NOT INTERESTED' 95 'DON'T HAVE TELEVISION'/
 RULEHRS
 -1 'INAPPLICABLE' -7 'REFUSED' -8 'DK' -9 'NOT ASCERTAINED'
 1 'YES' 2 'NO'/
 RULETIME
 -1 'INAPPLICABLE' -7 'REFUSED' -8 'DK' -9 'NOT ASCERTAINED'
 1 'YES' 2 'NO'/
 RULEWHAT
 -1 'INAPPLICABLE' -7 'REFUSED' -8 'DK' -9 'NOT ASCERTAINED'
 1 'YES' 2 'NO'/
 SECKBEHV
 -1 'INAPPLICABLE' -7 'REFUSED' -8 'DK' -9 'NOT ASCERTAINED'
 1 'YES' 2 'NO'/
 SECKGRAD
 -1 'INAPPLICABLE' -7 'REFUSED' -8 'DK' -9 'NOT ASCERTAINED'
 1 'YES' 2 'NO'/
 SECKMAT
 -1 'INAPPLICABLE' -7 'REFUSED' -8 'DK' -9 'NOT ASCERTAINED'
 1 'YES' 2 'NO'/
 SECKMOVE
 -1 'INAPPLICABLE' -7 'REFUSED' -8 'DK' -9 'NOT ASCERTAINED'
 1 'YES' 2 'NO'/
 SECKOTHR
 -1 'INAPPLICABLE' -7 'REFUSED' -8 'DK' -9 'NOT ASCERTAINED'
 1 'YES' 2 'NO'/
 SECKPLAN
 -1 'INAPPLICABLE' -7 'REFUSED' -8 'DK' -9 'NOT ASCERTAINED'
 1 'YES' 2 'NO'/
 SECKSICK
 -1 'INAPPLICABLE' -7 'REFUSED' -8 'DK' -9 'NOT ASCERTAINED'
 1 'YES' 2 'NO'/
 SECKTEST
 -1 'INAPPLICABLE' -7 'REFUSED' -8 'DK' -9 'NOT ASCERTAINED'
 1 'YES' 2 'NO'/
 SIBLING
 -1 'INAPPLICABLE' -7 'REFUSED' -8 'DK' -9 'NOT ASCERTAINED'
 1 'YES' 2 'NO'/
 STRTKIND
 -1 'INAPPLICABLE' -7 'REFUSED' -8 'DK' -9 'NOT ASCERTAINED'
 1 'DON'T PLAN FOR CHILD TO ATTEND KINDRGRTN'
 2 'THIS COMING FALL'
 3 'FALL 1992'
 4 'FALL 1993'
 5 'FALL 1994'/
 TEENMOM
 . 'NA/MISSING'
 1 '17 OR YOUNGER' 2 'AGE 18 OR 19' 3 'AGE 20 OR OLDER'/
 TVHOURS
 -1 'INAPPLICABLE' -7 'REFUSED' -8 'DK' -9 'NOT ASCERTAINED'
 0 - 15 'HOURS PER DAY WATCHING TV/VIDEOS'
 95 'DO NOT HAVE A TV'
 96 'LESS THAN ONE HOUR PER DAY'/
 TYPECARE
 . 'NA/MISSING'
 0 'NOT IN REG, NONPAR CARE'
 1 'HOME-BASED CARE ONLY'
 2 'CENTER-BASED CARE ONLY'
 3 'HOME-BASE & CENTER-BASED'/
 URBAN
 -1 'INAPPLICABLE' -7 'REFUSED' -8 'DK' -9 'NOT ASCERTAINED'
 0 'NON' 1 'MSA' 2 'NECMA'// WEIGH3
 -1 'INAPPLICABLE' -7 'REFUSED' -8 'DK' -9 'NOT ASCERTAINED'

1 'YES' 2 'NO'/
 WEIGH5
 -1 'INAPPLICABLE' -7 'REFUSED' -8 'DK' -9 'NOT ASCERTAINED'
 1 'YES' 2 'NO'/
 WEIGH5F
 -1 'INAPPLICABLE' 1 'IMPUTED VALUE'/
 WHYBETR
 -1 'INAPPLICABLE' -7 'REFUSED' -8 'DK' -9 'NOT ASCERTAINED'
 1 'YES' 2 'NO'/
 WHYELSE
 -1 'INAPPLICABLE' -7 'REFUSED' -8 'DK' -9 'NOT ASCERTAINED'
 1 'YES' 2 'NO'/
 WHYFULL
 -1 'INAPPLICABLE' -7 'REFUSED' -8 'DK' -9 'NOT ASCERTAINED'
 1 'YES' 2 'NO'/
 WHYGRUP
 -1 'INAPPLICABLE' -7 'REFUSED' -8 'DK' -9 'NOT ASCERTAINED'
 1 'YES' 2 'NO'/
 WHYHOME
 -1 'INAPPLICABLE' -7 'REFUSED' -8 'DK' -9 'NOT ASCERTAINED'
 1 'YES' 2 'NO'/
 WHYMAT
 -1 'INAPPLICABLE' -7 'REFUSED' -8 'DK' -9 'NOT ASCERTAINED'
 1 'YES' 2 'NO'/
 WHYMOVE
 -1 'INAPPLICABLE' -7 'REFUSED' -8 'DK' -9 'NOT ASCERTAINED'
 1 'YES' 2 'NO'/
 WHYOTHR
 -1 'INAPPLICABLE' -7 'REFUSED' -8 'DK' -9 'NOT ASCERTAINED'
 1 'YES' 2 'NO'/
 WHYPART
 -1 'INAPPLICABLE' -7 'REFUSED' -8 'DK' -9 'NOT ASCERTAINED'
 1 'YES' 2 'NO'/
 WHYPROB
 -1 'INAPPLICABLE' -7 'REFUSED' -8 'DK' -9 'NOT ASCERTAINED'
 1 'YES' 2 'NO'/
 WHYPROG
 -1 'INAPPLICABLE' -7 'REFUSED' -8 'DK' -9 'NOT ASCERTAINED'
 1 'YES' 2 'NO'/
 WHYSCHL
 -1 'INAPPLICABLE' -7 'REFUSED' -8 'DK' -9 'NOT ASCERTAINED'
 1 'YES' 2 'NO'/
 WHYSPAN
 -1 'INAPPLICABLE' -7 'REFUSED' -8 'DK' -9 'NOT ASCERTAINED'
 1 'YES' 2 'NO'/
 WKCRAFT
 -1 'INAPPLICABLE' -7 'REFUSED' -8 'DK' -9 'NOT ASCERTAINED'
 1 'YES' 2 'NO'/
 WKCRAFTN
 -1 'INAPPLICABLE' -7 'REFUSED' -8 'DK' -9 'NOT ASCERTAINED'
 1 '1-2 TIMES' 2 '3+ TIMES'/
 WKEDTV
 -1 'INAPPLICABLE' -7 'REFUSED' -8 'DK' -9 'NOT ASCERTAINED'
 1 'YES' 2 'NO'/
 WKEDTVN
 -1 'INAPPLICABLE' -7 'REFUSED' -8 'DK' -9 'NOT ASCERTAINED'
 1 '1-2 TIMES' 2 '3+ TIMES'/
 WKMUSIC
 -1 'INAPPLICABLE' -7 'REFUSED' -8 'DK' -9 'NOT ASCERTAINED'
 1 'YES' 2 'NO'/
 WKMUSICN
 -1 'INAPPLICABLE' -7 'REFUSED' -8 'DK' -9 'NOT ASCERTAINED'
 1 '1-2 TIMES' 2 '3+ TIMES'/
 WKPLAY
 -1 'INAPPLICABLE' -7 'REFUSED' -8 'DK' -9 'NOT ASCERTAINED'
 1 'YES' 2 'NO'/
 WKPLAYN
 -1 'INAPPLICABLE' -7 'REFUSED' -8 'DK' -9 'NOT ASCERTAINED'

1 '1-2 TIMES' 2 '3+ TIMES'/
WKREAD
-1 'INAPPLICABLE' -7 'REFUSED' -8 'DK' -9 'NOT ASCERTAINED'
1 'YES' 2 'NO'/
WKREADN
-1 'INAPPLICABLE' -7 'REFUSED' -8 'DK' -9 'NOT ASCERTAINED'
1 '1-2 TIMES' 2 '3+ TIMES'/
WKSANG
-1 'INAPPLICABLE' -7 'REFUSED' -8 'DK' -9 'NOT ASCERTAINED'
1 'YES' 2 'NO'/
WKSANGN
-1 'INAPPLICABLE' -7 'REFUSED' -8 'DK' -9 'NOT ASCERTAINED'
1 '1-2 TIMES' 2 '3+ TIMES'/
WKSTORY
-1 'INAPPLICABLE' -7 'REFUSED' -8 'DK' -9 'NOT ASCERTAINED'
1 'YES' 2 'NO'/
WKSTORYN
-1 'INAPPLICABLE' -7 'REFUSED' -8 'DK' -9 'NOT ASCERTAINED'
1 '1-2 TIMES' 2 '3+ TIMES'/
WKWORDS
-1 'INAPPLICABLE' -7 'REFUSED' -8 'DK' -9 'NOT ASCERTAINED'
1 'YES' 2 'NO'/
WKWORDS
-1 'INAPPLICABLE' -7 'REFUSED' -8 'DK' -9 'NOT ASCERTAINED'
1 '1-2 TIMES' 2 '3+ TIMES'/
ZOOMO
-1 'INAPPLICABLE' -7 'REFUSED' -8 'DK' -9 'NOT ASCERTAINED'
1 'YES' 2 'NO'/
ZOOYR
-1 'INAPPLICABLE' -7 'REFUSED' -8 'DK' -9 'NOT ASCERTAINED'
1 'YES' 2 'NO'/

PRIMARY FILE SPSS-X CONTROL CARDS

```
//READFILE JOB (account info),'programmer name'
//      EXEC XSPSS,REGION=4096K
//LIBRARY DD SPACE=(TRK,(50,50,60))
//WORK   DD UNIT=SYSDA,SPACE=(24322,(1850,1000),,,ROUND)
//IN1    DD DSN=PRIMARY.DATA,DISP=SHR,
//        UNIT=3400-6,VOL=SER=WV1920,LABEL=(2,SL),
//        DCB=(RECFM=FB,LRECL=983,BLKSIZE=11796)
//SYSIN  DD *
```

```
*****
**
** This is a SPSS program which will read in the raw data **
** file into a SPSS data file. The JCL is a generic one **
** for an IBM SYSTEM/370. Each IBM facility will have **
** its own site specific commands and conventions. These **
** conventions must be implemented by the programmer. **
**
*****;
```

```
DATA LIST FILE=IN1 FIXED /
  PERSID      1-9 (A)
  HISPANIC   10-11
  RACE        12-13
  PARNRELN   14-15
  GENDER     16-17 (A)
  NUMPERS    18-19
  HOMETYPE   20-21
  OWNHOME    22-23
  INCOMRNG   24-25
  DOBMM      26-27
  DOBY       28-29
  MOTHER     30-31
  FEMGUARD   32-33
  FATHER     34-35
  MALGUARD   36-37
  SIBLING    38-39
  GRNDPARN   40-41
  OTHREL     42-43
  NONREL     44-45
  PARNMARI   46-47
  ENROLL     48-49
  HOMESCHL   50-51
  GRADE      52-53 (A)
  GRADEEQ    54-55 (A)
  LASTYEAR   56-57 (A)
  LASTGRAD   58-59 (A)
  EQUVGRAD   60-61 (A)
  EVERKIND   62-63
  KINDPUBL   64-65
  KINDCHRC   66-67
  KINDMM     68-69
  KINDYY     70-71
  KINDYRS    72-73
  KINDFULL   74-75
  ENROLLED   76-77
  WAITMAT    78-79
  WAITSPAN   80-81
  WAITBETR   82-83
  WAITGRUP   84-85
  WAITFULL   86-87
  WAITPART   88-89
  WAITSCHL   90-91
  WAITMOVE   92-93
  WAITPROB   94-95
  WAITHOME   96-97
  WAITPROG   98-99
  WAITELSE   100-101
  WAITOTHR   102-103
```

CHNGYES	104-105
CHNGSCHL	106-107
TESTFRST	108-109
WHYKIND	110-111
FIRSTMM	112-113
FIRSTYY	114-115
CHNGYES2	116-117
CHNGSCH2	118-119
REPTSUGG	120-121
REPTEVER	122-123
REPT1ST	124-125
REPT2ND	126-127
REPT3RD	128-129
REPTWHO1	130-131
REPTWHO2	132-133
REPTWHO3	134-135
REPTAGR1	136-137
REPTAGR2	138-139
REPTAGR3	140-141
REPTGRA1	142-143
REPTGRA2	144-145
REPTGRA3	146-147
REPTMAT1	148-149
REPTMAT2	150-151
REPTMAT3	152-153
REPTBEH1	154-155
REPTBEH2	156-157
REPTBEH3	158-159
REPTMOV1	160-161
REPTMOV2	162-163
REPTMOV3	164-165
REPTSIC1	166-167
REPTSIC2	168-169
REPTSIC3	170-171
REPTTES1	172-173
REPTTES2	174-175
REPTTES3	176-177
REPTOTH1	178-179
REPTOTH2	180-181
REPTOTH3	182-183
SCHLPUBL	184-185
SCHLCHUR	186-187
TALKCHLD	188-189
BEHAVIOR	190-191
SCHLWORK	192-193
CONCERNS	194-195
AVAILABL	196-197
METTEACH	198-199
TYPEMTG	200-201
HOMEWORK	202-203
HELPHMWK	204-205
GRADES	206-207
NEXTGRAD	208-209 (A)
ERELCARE	210-211
ERELHOME	212-213
ENRELCAR	214-215
ENRELHOM	216-217
EDAYCARE	218-219
EPREK	220-221
EPREKINS	222-223
EPREKHS	224-225
NUMBOOKS	226-227
READTO	228-229
CHLDREAD	230-231
NEWSPAPR	232-233
ACTIVITY	234-235
TVHOURS	236-237
RULEWHAT	238-239

C-92118

RULETIME	240-241
RULEHRS	242-243
RULEDAYS	244-245
RULEFAM	246-247
FAMILYTV	248-249
DISCUSTV	250-251
WKREAD	252-253
WKREADN	254-255
WKEVENT	256-257
WKEVENTN	258-259
WKSCNCE	260-261
WKSCNCEN	262-263
WKCRAFT	264-265
WKCRAFTN	266-267
WKPLAY	268-269
WKPLAYN	270-271
WKEDTV	272-273
WKEDTVN	274-275
LIBRAYMO	276-277
LIBRAYR	278-279
MOVIEMO	280-281
MOVIEYR	282-283
CONCRTMO	284-285
CONCRTYR	286-287
MUSEUMMO	288-289
MUSEUMYR	290-291
ZOOMO	292-293
ZOYR	294-295
PARKMO	296-297
PARKYR	298-299
WEIGH5	300-301
WEIGH3	302-303
HANDICAP	304-305
HANDTYPE	306-307
MOMAGE	308-309
NEWMOM	310-311
MOMLANG	312-313
MOMSPEAK	314-315
MOMGRADE	316-317
MOMDIPL	318-319
MOMWORK	320-321
MOMLEAVE	322-323
MOMHOURS	324-325
MOMLOOK	326-327
MOMPUBL	328-329
MOMPRIV	330-331
MOMEMPL	332-333
MOMREL	334-335
MOMADS	336-337
MOMNOTH	338-339
MOMOTHR	340-341
MOMACTY	342-343
DADGRADE	344-345
DADDIPL	346-347
DADWORK	348-349
DADLEAVE	350-351
DADHOURS	352-353
DADLOOK	354-355
DADPUBL	356-357
DADPRIV	358-359
DAEMPL	360-361
DADREL	362-363
DADADS	364-365
DADNOTH	366-367
DADOTHR	368-369
DADACTY	370-371
AGE90	372-373
AGEFIRST	374-377 (A)

AGEKIND	378-381 (A)
ALLGRADE	382-383 (A)
CENSUSDV	384-385
CENSUSRG	386-387
DAEMPLD	388-389
DADLABOR	390-391
DCNFLAG	392-393
EFAMDAYC	394-395
ESPATH	396-397
FAMTYPE	398-399
KINDTYPE	400-401
MAINRSLT	402-403 (A)
MOMEMPLD	404-405
MOMLABOR	406-407
PARGRADE	408-409
PARNTCOL	410-411
PARNTHS	412-413
PASTCARE	414-415
PSU	416-417 (A)
RACEETHN	418-419
REGION	420-421
REPEAT	422-423
REPTKIND	424-425
SCHTYPE	426-427
TEENMOM	428-429
URBAN	430-431
VSTRAT	432-433 (A)
DADDIPLF	434-435
DADGRADF	436-437
DADWORKF	438-439
ENROLLF	440-441
GENDERF	442-443
GRADEF	444-445
HANDICAF	446-447
HISPANIF	448-449
INCOMRNF	450-451
MOMAGEF	452-453
MOMDIPLF	454-455
MOMGRADF	456-457
MOMLANGF	458-459
MOMWORKF	460-461
NEWMOMF	462-463
NUMPERSF	464-465
OWNHOMEF	466-467
PARNHARF	468-469
RACEF	470-471
WEIGH5F	472-473
EWGT	474-483
EWREPL1	484-493
EWREPL2	494-503
EWREPL3	504-513
EWREPL4	514-523
EWREPL5	524-533
EWREPL6	534-543
EWREPL7	544-553
EWREPL8	554-563
EWREPL9	564-573
EWREPL10	574-583
EWREPL11	584-593
EWREPL12	594-603
EWREPL13	604-613
EWREPL14	614-623
EWREPL15	624-633
EWREPL16	634-643
EWREPL17	644-653
EWREPL18	654-663
EWREPL19	664-673
EWREPL20	674-683

EWREPL21 684-693
 EWREPL22 694-703
 EWREPL23 704-713
 EWREPL24 714-723
 EWREPL25 724-733
 EWREPL26 734-743
 EWREPL27 744-753
 EWREPL28 754-763
 EWREPL29 764-773
 EWREPL30 774-783
 EWREPL31 784-793
 EWREPL32 794-803
 EWREPL33 804-813
 EWREPL34 814-823
 EWREPL35 824-833
 EWREPL36 834-843
 EWREPL37 844-853
 EWREPL38 854-863
 EWREPL39 864-873
 EWREPL40 874-883
 EWREPL41 884-893
 EWREPL42 894-903
 EWREPL43 904-913
 EWREPL44 914-923
 EWREPL45 924-933
 EWREPL46 934-943
 EWREPL47 944-953
 EWREPL48 954-963
 EWREPL49 964-973
 EWREPL50 974-983.

VARIABLE LABEL PERSID "PERS KEY = BASEID || 2-DIGIT PERSNUM "
 HISPANIC "S5/S10C/S11 HISPANIC ETHNICITY "
 RACE "S5/S10B/S11 PERSON'S RACE "
 PARNRELN "S7/S9 PERSON AT S6-RELATIONSHIP TO CHILD"
 GENDER "S5 PERSON'S GENDER "
 NUMPERS "S17 TOTAL NUMBER OF PEOPLE LIVING IN HH "
 HOMETYPE "S19 TYPE OF HOME "
 OWNHOME "S20 OWN HOME "
 INCOMRNG "S22A TOTAL HOUSEHOLD INCOME - RANGE "
 DOBMM "C1 MONTH OF BIRTH "
 DOBY "C1 YEAR OF BIRTH "
 MOTHER "C2A MOTHER LIVES IN HOUSEHOLD WITH CHILD"
 FEMGUARD "C2B FEMALE GUARDIAN LIVES W/ CHILD "
 FATHER "C2C FATHER LIVES W/CHILD "
 MALGUARD "C2D MALE GUARDIAN LIVES W/ CHILD "
 SIBLING "C2E SIBLING LIVES W/ CHILD "
 GRNDPARN "C2F GRANDPARENT LIVES W/ CHILD "
 OTHREL "C2G OTHER RELATIVE LIVES W/CHILD "
 NONREL "C2H NON-RELATIVE LIVES W/ CHILD "
 PARNMARI "C3 CHILD'S PARENTS' MARITAL STATUS "
 ENROLL "C4 CHILD ATTENDING OR ENROLLED IN SCHOOL"
 HOMESCHL "C5 HOME SCHOOLING OR TUTORING "
 GRADE "C6 GRADE OR YEAR CHILD IS ATTENDING "
 GRADEEQ "C7 GRADE EQUIVALENT IF REGULAR GRADES "
 LASTYEAR "C7A GRADE OR YEAR OF SCHOOL CHILD IN LAS"
 READTO "P19/E36 HOW OFTEN READ TO CHILD "
 NUMBOOKS "P20/E35 HOW MANY KIDS BOOKS CHILD HAVE "
 NEWSPAPR "P21/E38 DOES FAMILY GET DAILY NEWSPAPER "
 TVHOURS "P22/E40 HOURS PER DAY WATCHING TV/VIDEO "
 RULEWHAT "P23/E41 ANY RULES ABOUT WHAT PROGRAMS "
 RULETIME "P23/E41 ANY RULES ABOUT HOW EARLY/LATE "
 RULEHRS "P23/E41 ANY RULES ABOUT # HOURS WATCHED "
 RULEDAYS "E41 P23/E41 ANY RULES AB WEEKDAY TV HOUR"
 RULEFAM "P23A FAMILY RULE OR NOT INTERESTED IN TV"
 WKREAD "P24/E44 READ TO CHILD IN PAST WEEK "
 WKREADN "P24/E44 # TIMES READ TO CHILD IN PAST WK"

WKCRAFT "P24/E44 ARTS & CRAFTS W/CHILD PAST WEEK "
 WKCRAFTN "P24/E44 # TIMES ARTS & CRAFTS W/ CHILD "
 WKPLAY "P24/E44 PLAYED GAMES/SPORTS PAST WEEK "
 WKEDTV "P24/E44 WATCHED EDUC TV W/CHILD LAST WK "
 WKEDTVN "P24/E44 # TIMES WATCHED EDUC TV LAST WK "
 LIBRAYMO "P25/E45 VISITED LIBRARY IN PAST MONTH "
 MOVIEMO "P25/E45 GONE TO A MOVIE IN PAST MONTH "
 MOVIEYR "P25/E45 GONE TO A MOVIE IN PAST YEAR "
 CONCRTRM "P25/E45 TO PLAY/CONCERT/SHOW PAST MONTH "
 CONCRTYR "P25/E45 TO PLAY/CONCERT/SHOW PAST YEAR "
 MUSEUMMO "P25/E45 VISITED GALLERY/MUSEUM PAST MNTH"
 ZOOMO "P25/E45 VISITED ZOO/AQUARIUM PAST MONTH "
 ZOOYR "P25/E45 VISITED ZOO/AQUARIUM PAST YEAR "
 PARKMO "P25/E45 VISITED PLAYGROUND/PARK PAST MTH"
 LASTGRAD "E1 GRADE CHILD ATTENDING ONE YEAR AGO "
 EQUVGRAD "E1A GRADE CHILD ATTENDED LAST YR-EQUIV "
 EVERKIND "E2 BEFORE 1ST GRADE, EVER ATTEND KIND "
 KINDPUBL "E2A - KINDERGARTEN PUBLIC/PRIVATE "
 KINDCHRC "E2B - KINDERGARTEN CHURCH RELATED "
 KINDMM "E3 MONTH THAT CHILD STARTED KINDERGARTEN"
 KINDYY "E3 YEAR THAT CHILD STARTED KINDERGARTEN "
 KINDYRS "E4 # YEARS CHILD ATTENDED KINDERGARTEN "
 KINDFULL "E5 FULL-OR PART-DAY KINDERGARTEN "
 ENROLLED "E6 ENROLLED CHILD IN KIND WHEN OF AGE "
 WAITMAT "E7 NOT MATURE ENOUGH FOR K "
 WAITSPAN "E7 DIDN'T HAVE ATTENTION SPAN FOR K "
 WAITBETR "E7 BETTER IF CHILD OLDER BEFORE START K "
 WAITGRUP "E7 NOT READY TO BE WITH FORMAL GROUP IN "
 WAITFULL "E7 FULL-DAY K NOT AVAILABLE "
 WAITPART "E7 PART-DAY K NOT AVAILABE "
 WAITSCHL "E7 SCHOOL WANTED NOT AVAILABLE "
 WAITMOVE "E7 WAITED DUE TO FAMILY MOVING "
 WAITPROB "E7 CHILD HAS SPECIAL NEEDS OR PROBLEMS "
 WAITHOME "E7 CHILD SHOULD BE HOME WITH FAMILY "
 WAITPROG "E7 TOO ACADEMIC FOR CHILD "
 WAITELSE "E7 ALREADY ENROLLED IN SOMETHING ELSE "
 WAITOTHR "E7 OTHER REASON TO DELAY K "
 CHNGYES "E8 HAS CHILD CHANGED SCHOOL SINCE KINDER"
 CHNGSCHL "E8A HOW MANY TIMES CHILD HAS CHANGES SCH"
 TESTFRST "E9 TESTED FOR READINESS FOR 1ST GRADE "
 WHYKIND "E10 WHY DECIDED NO KINDERGARTEN "
 FIRSTMM "E10A MONTH THAT CHILD STARTED FIRST GRAD"
 FIRSTYY "E10A YEAR THAT CHILD STARTED FIRST GRADE"
 CHNGYES2 "E10B HAS CHILD CHANGED SCHOOL SINCE 1ST "
 CHNGSCH2 "E10C HOW MANY TIMES HAS CHILD CHANGES SC"
 REPTSUGG "E11 SCHOOL SUGGESTED CHILD REPEAT GRADE "
 REPTEVER "E12 HAS CHILD EVER REPEATED SINCE KIND "
 REPT1ST "E13 DID CHILD REPEAT FIRST GRADE "
 REPT2ND "E13 DID CHILD REPEAT 2ND GRADE "
 REPT3RD "E13 DID CHILD REPEAT 3RD GRADE "
 REPTWHO1 "E14 WHO SUGGESTED CHILD REPEAT GR REC# 1"
 REPTWHO2 "E14 WHO SUGGESTED CHILD REPEAT GR REC# 2"
 REPTWHO3 "E14 WHO SUGGESTED CHILD REPEAT GR REC# 3"
 REPTAGR1 "E15 DID YOU AGREE W/SUGGESTION TO REC# 1"
 REPTAGR2 "E15 DID YOU AGREE W/SUGGESTION TO REC# 2"
 REPTAGR3 "E15 DID YOU AGREE W/SUGGESTION TO REC# 3"
 REPTGRA1 "E16 REPEATED - POOR GRADES/TROUBL REC# 1"
 REPTGRA2 "E16 REPEATED - POOR GRADES/TROUBL REC# 2"
 REPTGRA3 "E16 REPEATED - POOR GRADES/TROUBL REC# 3"
 REPTMAT1 "E16 REPEATED - NOT MATURE ENOUGH REC# 1"
 REPTMAT2 "E16 REPEATED - NOT MATURE ENOUGH REC# 2"
 REPTMAT3 "E16 REPEATED - NOT MATURE ENOUGH REC# 3"
 REPTBEH1 "E16 REPEATED - COULDN'T BEHAVE REC# 1 "
 REPTBEH2 "E16 REPEATED - COULDN'T BEHAVE REC# 2 "
 REPTBEH3 "E16 REPEATED - COULDN'T BEHAVE REC# 3 "
 REPTMOV1 "E16 REPEATED - MOVED DURING SCHOO REC# 1"
 REPTMOV2 "E16 REPEATED - MOVED DURING SCHOO REC# 2"
 REPTMOV3 "E16 REPEATED - MOVED DURING SCHOO REC# 3"

REPTSIC1	"E16 REPEATED - MISSED SCHOOL, SIC REC# 1"
REPTSIC2	"E16 REPEATED - MISSED SCHOOL, SIC REC# 2"
REPTSIC3	"E16 REPEATED - MISSED SCHOOL, SIC REC# 3"
REPTTES1	"E16 REPEATED-POORLY ON PLACEMENT REC# 1"
REPTTES2	"E16 REPEATED-POORLY ON PLACEMENT REC# 2"
REPTTES3	"E16 REPEATED-POORLY ON PLACEMENT REC# 3"
REPTOTH1	"E16 REPEATED - OTHER REC# 1"
REPTOTH2	"E16 REPEATED - OTHER REC# 2"
REPTOTH3	"E16 REPEATED - OTHER REC# 3"
SCHLPUBL	"E17 CURRENT SCHOOL - PUBLIC/PRIVATE "
SCHLCHUR	"E17A CURRENT SCHOOL - CHURCH-RELATED "
TALKCHLD	"E18 HOW OFTEN TALK W/CHILD ABOUT SCHOOL "
BEHAVIOR	"E19 TEACHER CONTACTED-BEHAVIOR PROBLEMS "
SCHLWORK	"E20 TEACHR CONTACTED-PROBS W/SCHOOL WORK"
CONCERNS	"E21 CONTACTED TEACHER-CONCERNS AB STATUS"
AVAILABL	"E22 TEACHER AVAILABLE TO TALK "
METTEACH	"E23 MET W/TEACHER SINCE LAST SEPTEMBER "
TYPEMTG	"E24 TYPE OF MEETINGS W/ TEACHER "
HOMEWORK	"E25 DAYS EACH WEEK CHILD HAS HOMEWORK "
HELPHMWK	"E26 HOW OFTEN HELP CHILD W/ HOMEWORK "
GRADES	"E27 CHILD'S GRADES THIS SCHOOL YEAR "
NEXTGRAD	"E28 CHILD'S EXPECTED GRADE NEXT YEAR "
ERELCARE	"E29A EVER RECEIVE CARE FROM OTHR RELATIV"
ERELHOME	"E29B OTHER RELATIVE CARE IN CHILD'S HOME"
ENRELCAR	"E30A EVER RECEIVE CARE FROM NONRELATIVE "
ENRELHOM	"E30B NONRELATIVE CARE IN CHILD'S HOME "
EDAYCARE	"D: EVER IN FAMILY DAY CARE "
EPREK	"E32 EVER ATTEND NURSERY SCHOOL/PREKIND "
EPREKINS	"E33 ANY ARRANGEMENT-PRESCHOOL INSTRUCTN "
EPREKHS	"E34 ANY ARRANGEMENT-HEAD START PROGRAM "
CHLDREAD	"E37 HOW OFTEN CHILD READS FOR ENJOYMENT1"
ACTIVITY	"E39 LESSONS IN SPORTS/MUSIC/ART/DRAMA "
FAMILYTV	"E42 FAMILY WATCH TV TOGETHER "
DISCUSTV	"E43 DISCUSS TV PROGRAMS W/CHILD "
WKEVENT	"E44 DISCUSSED CURRENT EVENTS IN PAST WK "
WKEVENTN	"E44 # TIMES DISCUSSED CURRENT EVENTS WK "
WKSCNCE	"E44 DISCUSSED SCIENCE/NATURE PAST WEEK "
WKSCNCEN	"E44 # TIMES DISCUSSED SCIENCE/NATURE WK "
WKPLAYN	"P24/E44 # TIMES PLAYED GAMES/SPORTS "
LIBRAYYR	"P25/E45 VISITED LIBRARY IN PAST YEAR "
MUSEUMYR	"P25/E45 VISITED GALLERY/MUSEUM PAST YEAR"
PARKYR	"P25/E45 VISITED PLAYGROUND/PARK PAST YR "
WEIGH5	"C8 WEIGH MORE THAN 5 1/2 LBS AT BIRTH "
WEIGH3	"C9 WEIGH MORE THAN 3 LBS AT BIRTH "
HANDICAP	"C10 CHILD HAVE ANY TYPE OF HANDICAP "
HANDTYPE	"C11 CHILD'S HANDICAPPING CONDITION "
MOMAGE	"C12 CHILDS MOTHERS/FEMALE GUARD'S AGE "
NEWMOM	"C13 AGE WHEN FIRST BECAME MOTHER "
MOMLANG	"C14 FIRST LANGUAGE SPOKEN BY MOTHER "
MOMSPEAK	"C15 LANGUAGE SPOKEN MOST BY MOTHER "
MOMGRADE	"C16 HIGHEST GRADE COMPLETED - MOTHER "
MOMDIPL	"C17 MOTHER - HS DIPLOMA BEFORE VOCATION "
MOMWORK	"C18 MOTHER WORK FOR PAY LAST WEEK "
MOMLEAVE	"C19 MOTHER ON LEAVE OR VACATION LAST WK "
MOMHOURS	"C20 HOURS PER WEEK MOTHER WORKS FOR PAY "
MOMLOOK	"C21 MOTHER LOOKING FOR WORK PAST 4 WEEKS"
MOMPUBL	"C22 MOTHER-PUBLIC EMPLOYMENT AGENCY "
MOMPRIV	"C22 MOTHER-PRIVATE EMPLOYMENT AGENCY "
MOMEMPL	"C22 MOTHER-CHECKED W/ EMPLOYER DIRECTLY "
MOMREL	"C22 MOTHER-CHECKED W/ FRIENDS/RELATIVES "
MOMADS	"C22 MOTHER-PLACED OR ANSWERED ADS "
MOMNOTH	"C22 MOTHER-DID NOTHING TO FIND WORK "
MOMOTHR	"C22 WHAT HAS MOTHER BEEN DOING IN LAST 4"
MOMACTY	"C23 MOTHER'S MAIN ACTIVITY LAST WEEK "
DADGRADE	"C24 HIGHEST GRADE COMPLETED - FATHER "
DADDIPL	"C25 FATHER-HS DIPLOMA BEFORE VOCATION "
DADWORK	"C26 FATHER WORK FOR PAY LAST WEEK "
DADLEAVE	"C27 FATHER ON LEAVE OR VACATION LAST WK "

DADHOURS	"C28 HOURS PER WEEK FATHER WORKS FOR PAY "
DADLOOK	"C29 FATHER LOOKING FOR WORK PAST 4 WEEKS"
DADPUBL	"C30 FATHER-PUBLIC EMPLOYMENT AGENCY "
DADPRIV	"C30 FATHER-PRIVATE EMPLOYMENT AGENCY "
DADEMPL	"C30 FATHER-CHECKED W/ EMPLOYER DIRECTLY "
DADREL	"C30 FATHER-CHECKED W/ FRIENDS/RELATIVES "
DADADS	"C30 FATHER-PLACED OR ANSWERED ADS "
DADNOTH	"C30 FATHER-DID NOTHING TO FIND WORK "
DADOTHR	"C30 WHAT HAS DAD BEEN DOING IN LAST 4 WK"
DADACTY	"C31 FATHER'S MAIN ACTIVITY LAST WEEK "
AGE90	"D: CALCULATED AGE AS OF JAN. 1, 1991(C1)"
AGEFIRST	"D: AGE YRS&MO AT ENTRY INTO 1ST GR "
AGEKIND	"D: AGE YRS&MO AT ENTRY INTO KGARTEN "
ALLGRADE	"D: CHD'S GRADE IN GRDED & UNGR SCH "
CENSUSDV	"CENSUS DIVISION "
CENSUSRG	"CENSUS REGION "
DADEMPLD	"D: WORK STATUS OF FATHER/STEFF/M GUAR "
DADLABOR	"D: FATHER LABOR FORCE PARTICN "
DCNFLAG	"FLAG FOR DOUBLE-COUNTED DAYCARE/PREK "
EFAMDAYC	"EVER IN FAMILY DAY CARE "
ESPATH	"D: EC PROGS PRIOR TO ELEMENTARY SCHOOL "
FAMTYPE	"D: ONE/TWO/NO PARENT IN HH "
KINDTYPE	"D: TYPE OF KINDERGARTEN ATTENDED "
MAINRSLT	"RESULT FOR THIS RESPONDENT "
MOMEMPLD	"D: WORK STATUS OF MOTHER/STEFM/F GUAR "
MOMLABOR	"D: MOTHER/STEFM/FGUAR LABOR FORCE PARTICN"
PARGRADE	"D: HIGHEST LEVEL OF PARENTAL EDUCATION "
PARNTCOL	"D: PARENTS COLLEGE EDUCATION "
PARNTHS	"D: PARENTS HIGH SCHOOL EDUCATION "
PASTCARE	"D: IN REG NONPAR CARE BEF START ELEM S? "
PSU	"TAYLOR SERIES VARIANCE APPROXIMATION "
RACEETHN	"D: RACE-ETHNICITY "
REGION	"DEPARTMENT OF EDUCATION REGION "
REPEAT	"D: RETENTION HISTORY OF PRIMARY SCHL CH "
REPTKIND	"D: 2 YES IN KINDERGARTEN-TYPE PROGRAM "
SCHTYPE	"D: CURRENT SCHOOL TYPE "
TEENMOM	"D: MOM/GUARD: AGE FIRST BECAME MOTHER "
URBAN	"URBANICITY "
VSTRAT	"STRATUM FOR TAYLOR SERIES APPROXIMATION "
DADDIPLF	"IMPUTATION FLAG FOR DADDIPL "
DADGRADF	"IMPUTATION FLAG FOR DADGRADE "
DADWORKF	"IMPUTATION FLAG FOR DADWORK "
ENROLLF	"IMPUTATION FLAG FOR ENROLL "
GENDERF	"IMPUTATION FLAG FOR GENDER "
GRADEF	"IMPUTATION FLAG FOR GRADE "
HANDICAF	"IMPUTATION FLAG FOR HANDICAP "
HISPANIF	"IMPUTATION FLAG FOR HISPANIC "
INCOMRNF	"INCOMRNG IMPUTED FLAG "
MOMAGEF	"IMPUTATION FLAG FOR MOMAGE "
MOMDIPLF	"IMPUTATION FLAG FOR MOMDIPL "
MOMGRADF	"IMPUTATION FLAG FOR MOMGRADE "
MOMLANGF	"IMPUTATION FLAG FOR MOMLANG "
MOMWORKF	"IMPUTATION FLAG FOR MOMWORK "
NEWMOMF	"IMPUTATION FLAG FOR NEWMOM "
NUMPERSF	"NUMPERS IMPUTED FLAG "
OWNHOMEF	"OWNHOME IMPUTED FLAG "
PARNMARF	"IMPUTATION FLAG FOR PARNMARI "
RACEF	"IMPUTATION FLAG FOR RACE "
WEIGH5F	"IMPUTATION FLAG FOR WEIGH5 "
EWGT	"FINAL CHILD WEIGHT "
EWREPL1	"REPLICATE WEIGHT "
EWREPL2	"REPLICATE WEIGHT "
EWREPL3	"REPLICATE WEIGHT "
EWREPL4	"REPLICATE WEIGHT "
EWREPL5	"REPLICATE WEIGHT "
EWREPL6	"REPLICATE WEIGHT "
EWREPL7	"REPLICATE WEIGHT "
EWREPL8	"REPLICATE WEIGHT "

EWREPL9	"REPLICATE WEIGHT	"
EWREPL10	"REPLICATE WEIGHT	"
EWREPL11	"REPLICATE WEIGHT	"
EWREPL12	"REPLICATE WEIGHT	"
EWREPL13	"REPLICATE WEIGHT	"
EWREPL14	"REPLICATE WEIGHT	"
EWREPL15	"REPLICATE WEIGHT	"
EWREPL16	"REPLICATE WEIGHT	"
EWREPL17	"REPLICATE WEIGHT	"
EWREPL18	"REPLICATE WEIGHT	"
EWREPL19	"REPLICATE WEIGHT	"
EWREPL20	"REPLICATE WEIGHT	"
EWREPL21	"REPLICATE WEIGHT	"
EWREPL22	"REPLICATE WEIGHT	"
EWREPL23	"REPLICATE WEIGHT	"
EWREPL24	"REPLICATE WEIGHT	"
EWREPL25	"REPLICATE WEIGHT	"
EWREPL26	"REPLICATE WEIGHT	"
EWREPL27	"REPLICATE WEIGHT	"
EWREPL28	"REPLICATE WEIGHT	"
EWREPL29	"REPLICATE WEIGHT	"
EWREPL30	"REPLICATE WEIGHT	"
EWREPL31	"REPLICATE WEIGHT	"
EWREPL32	"REPLICATE WEIGHT	"
EWREPL33	"REPLICATE WEIGHT	"
EWREPL34	"REPLICATE WEIGHT	"
EWREPL35	"REPLICATE WEIGHT	"
EWREPL36	"REPLICATE WEIGHT	"
EWREPL37	"REPLICATE WEIGHT	"
EWREPL38	"REPLICATE WEIGHT	"
EWREPL39	"REPLICATE WEIGHT	"
EWREPL40	"REPLICATE WEIGHT	"
EWREPL41	"REPLICATE WEIGHT	"
EWREPL42	"REPLICATE WEIGHT	"
EWREPL43	"REPLICATE WEIGHT	"
EWREPL44	"REPLICATE WEIGHT	"
EWREPL45	"REPLICATE WEIGHT	"
EWREPL46	"REPLICATE WEIGHT	"
EWREPL47	"REPLICATE WEIGHT	"
EWREPL48	"REPLICATE WEIGHT	"
EWREPL49	"REPLICATE WEIGHT	"
EWREPL50	"REPLICATE WEIGHT	"

VALUE LABELS ACTIVITY -1 'INAPPLICABLE'
-7 'REFUSED'
-8 'DK'
-9 'NOT ASCERTAINED'
1 'YES'
2 'NO/'

AVAILABL -1 'INAPPLICABLE' -7 'REFUSED' -8 'DK'
-9 'NOT ASCERTAINED' 1 'YES' 2 'NO/'

BEHAVIOR -1 'INAPPLICABLE' -7 'REFUSED' -8 'DK'
-9 'NOT ASCERTAINED' 1 'YES' 2 'NO/'

CHNGYES -1 'INAPPLICABLE' -7 'REFUSED' -8 'DK'
-9 'NOT ASCERTAINED' 1 'YES' 2 'NO/'

CHNGYES2 -1 'INAPPLICABLE' -7 'REFUSED' -8 'DK'
-9 'NOT ASCERTAINED' 1 'YES' 2 'NO/'

CONCERNS -1 'INAPPLICABLE' -7 'REFUSED' -8 'DK'
-9 'NOT ASCERTAINED' 1 'YES' 2 'NO/'

CONCRTMO -1 'INAPPLICABLE' -7 'REFUSED' -8 'DK'
-9 'NOT ASCERTAINED' 1 'YES' 2 'NO/'

CONCRTYR -1 'INAPPLICABLE' -7 'REFUSED' -8 'DK'
-9 'NOT ASCERTAINED' 1 'YES' 2 'NO/'

DADADS -1 'INAPPLICABLE' -7 'REFUSED' -8 'DK'
-9 'NOT ASCERTAINED' 1 'YES' 2 'NO/'

DADDIPL -1 'INAPPLICABLE' -7 'REFUSED' -8 'DK'
-9 'NOT ASCERTAINED' 1 'YES' 2 'NO/'

DADEMP -1 'INAPPLICABLE' -7 'REFUSED' -8 'DK'

-9 'NOT ASCERTAINED' 1 'YES' 2 'NO'/
 DADLEAVE -1 'INAPPLICABLE' -7 'REFUSED' -8 'DK'
 -9 'NOT ASCERTAINED' 1 'YES' 2 'NO'/
 DADLOOK -1 'INAPPLICABLE' -7 'REFUSED' -8 'DK'
 -9 'NOT ASCERTAINED' 1 'YES' 2 'NO'/
 DADNOTH -1 'INAPPLICABLE' -7 'REFUSED' -8 'DK'
 -9 'NOT ASCERTAINED' 1 'YES' 2 'NO'/
 DADOTHR -1 'INAPPLICABLE' -7 'REFUSED' -8 'DK'
 -9 'NOT ASCERTAINED' 1 'YES' 2 'NO'/
 DADPRIV -1 'INAPPLICABLE' -7 'REFUSED' -8 'DK'
 -9 'NOT ASCERTAINED' 1 'YES' 2 'NO'/
 DADPUBL -1 'INAPPLICABLE' -7 'REFUSED' -8 'DK'
 -9 'NOT ASCERTAINED' 1 'YES' 2 'NO'/
 DADREL -1 'INAPPLICABLE' -7 'REFUSED' -8 'DK'
 -9 'NOT ASCERTAINED' 1 'YES' 2 'NO'/
 DADWORK -1 'INAPPLICABLE' -7 'REFUSED' -8 'DK'
 -9 'NOT ASCERTAINED' 1 'YES' 2 'NO'/
 DISCUSTV -1 'INAPPLICABLE' -7 'REFUSED' -8 'DK'
 -9 'NOT ASCERTAINED' 1 'YES' 2 'NO'/
 EDAYCARE -1 'INAPPLICABLE' -7 'REFUSED' -8 'DK'
 -9 'NOT ASCERTAINED' 1 'YES' 2 'NO'/
 ENRELCAR -1 'INAPPLICABLE' -7 'REFUSED' -8 'DK'
 -9 'NOT ASCERTAINED' 1 'YES' 2 'NO'/
 ENROLL -1 'INAPPLICABLE' -7 'REFUSED' -8 'DK'
 -9 'NOT ASCERTAINED' 1 'YES' 2 'NO'/
 EPREK -1 'INAPPLICABLE' -7 'REFUSED' -8 'DK'
 -9 'NOT ASCERTAINED' 1 'YES' 2 'NO'/
 EPREKHS -1 'INAPPLICABLE' -7 'REFUSED' -8 'DK'
 -9 'NOT ASCERTAINED' 1 'YES' 2 'NO'/
 EPREKINS -1 'INAPPLICABLE' -7 'REFUSED' -8 'DK'
 -9 'NOT ASCERTAINED' 1 'YES' 2 'NO'/
 ERELCARE -1 'INAPPLICABLE' -7 'REFUSED' -8 'DK'
 -9 'NOT ASCERTAINED' 1 'YES' 2 'NO'/
 EVERKIND -1 'INAPPLICABLE' -7 'REFUSED' -8 'DK'
 -9 'NOT ASCERTAINED' 1 'YES' 2 'NO'/
 FAMILYTV -1 'INAPPLICABLE' -7 'REFUSED' -8 'DK'
 -9 'NOT ASCERTAINED' 1 'YES' 2 'NO'/
 FATHER -1 'INAPPLICABLE' -7 'REFUSED' -8 'DK'
 -9 'NOT ASCERTAINED' 1 'YES' 2 'NO'/
 FEMGUARD -1 'INAPPLICABLE' -7 'REFUSED' -8 'DK'
 -9 'NOT ASCERTAINED' 1 'YES' 2 'NO'/
 GRNDPARN -1 'INAPPLICABLE' -7 'REFUSED' -8 'DK'
 -9 'NOT ASCERTAINED' 1 'YES' 2 'NO'/
 HANDICAP -1 'INAPPLICABLE' -7 'REFUSED' -8 'DK'
 -9 'NOT ASCERTAINED' 1 'YES' 2 'NO'/
 HISPANIC -1 'INAPPLICABLE' -7 'REFUSED' -8 'DK'
 -9 'NOT ASCERTAINED' 1 'YES' 2 'NO'/
 LIBRAYMO -1 'INAPPLICABLE' -7 'REFUSED' -8 'DK'
 -9 'NOT ASCERTAINED' 1 'YES' 2 'NO'/
 LIBRAYR -1 'INAPPLICABLE' -7 'REFUSED' -8 'DK'
 -9 'NOT ASCERTAINED' 1 'YES' 2 'NO'/
 MALGUARD -1 'INAPPLICABLE' -7 'REFUSED' -8 'DK'
 -9 'NOT ASCERTAINED' 1 'YES' 2 'NO'/
 METTEACH -1 'INAPPLICABLE' -7 'REFUSED' -8 'DK'
 -9 'NOT ASCERTAINED' 1 'YES' 2 'NO'/
 MOMADS -1 'INAPPLICABLE' -7 'REFUSED' -8 'DK'
 -9 'NOT ASCERTAINED' 1 'YES' 2 'NO'/
 MOMDIPL -1 'INAPPLICABLE' -7 'REFUSED' -8 'DK'
 -9 'NOT ASCERTAINED' 1 'YES' 2 'NO'/
 MOMEMPL -1 'INAPPLICABLE' -7 'REFUSED' -8 'DK'
 -9 'NOT ASCERTAINED' 1 'YES' 2 'NO'/
 MO-LEAVE -1 'INAPPLICABLE' -7 'REFUSED' -8 'DK'
 -9 'NOT ASCERTAINED' 1 'YES' 2 'NO'/
 MOMLOOK -1 'INAPPLICABLE' -7 'REFUSED' -8 'DK'
 -9 'NOT ASCERTAINED' 1 'YES' 2 'NO'/
 MOMNOTH -1 'INAPPLICABLE' -7 'REFUSED' -8 'DK'
 -9 'NOT ASCERTAINED' 1 'YES' 2 'NO'/
 MOMOTHR -1 'INAPPLICABLE' -7 'REFUSED' -8 'DK'

-9 'NOT ASCERTAINED' 1 'YES' 2 'NO'
 MOMPRIV -1 'INAPPLICABLE' -7 'REFUSED' -8 'DK'
 -9 'NOT ASCERTAINED' 1 'YES' 2 'NO'
 MOMPUBL -1 'INAPPLICABLE' -7 'REFUSED' -8 'DK'
 -9 'NOT ASCERTAINED' 1 'YES' 2 'NO'
 MOMREL -1 'INAPPLICABLE' -7 'REFUSED' -8 'DK'
 -9 'NOT ASCERTAINED' 1 'YES' 2 'NO'
 MOMWORK -1 'INAPPLICABLE' -7 'REFUSED' -8 'DK'
 -9 'NOT ASCERTAINED' 1 'YES' 2 'NO'
 MOTHER -1 'INAPPLICABLE' -7 'REFUSED' -8 'DK'
 -9 'NOT ASCERTAINED' 1 'YES' 2 'NO'
 MOVIEMO -1 'INAPPLICABLE' -7 'REFUSED' -8 'DK'
 -9 'NOT ASCERTAINED' 1 'YES' 2 'NO'
 MOVIEYR -1 'INAPPLICABLE' -7 'REFUSED' -8 'DK'
 -9 'NOT ASCERTAINED' 1 'YES' 2 'NO'
 MUSEUMMO -1 'INAPPLICABLE' -7 'REFUSED' -8 'DK'
 -9 'NOT ASCERTAINED' 1 'YES' 2 'NO'
 MUSEUMYR -1 'INAPPLICABLE' -7 'REFUSED' -8 'DK'
 -9 'NOT ASCERTAINED' 1 'YES' 2 'NO'
 NEWSPAPR -1 'INAPPLICABLE' -7 'REFUSED' -8 'DK'
 -9 'NOT ASCERTAINED' 1 'YES' 2 'NO'
 NONREL -1 'INAPPLICABLE' -7 'REFUSED' -8 'DK'
 -9 'NOT ASCERTAINED' 1 'YES' 2 'NO'
 OTHREL -1 'INAPPLICABLE' -7 'REFUSED' -8 'DK'
 -9 'NOT ASCERTAINED' 1 'YES' 2 'NO'
 PARKMO -1 'INAPPLICABLE' -7 'REFUSED' -8 'DK'
 -9 'NOT ASCERTAINED' 1 'YES' 2 'NO'
 PARKYR -1 'INAPPLICABLE' -7 'REFUSED' -8 'DK'
 -9 'NOT ASCERTAINED' 1 'YES' 2 'NO'
 REPT1ST -1 'INAPPLICABLE' -7 'REFUSED' -8 'DK'
 -9 'NOT ASCERTAINED' 1 'YES' 2 'NO'
 REPT2ND -1 'INAPPLICABLE' -7 'REFUSED' -8 'DK'
 -9 'NOT ASCERTAINED' 1 'YES' 2 'NO'
 REPT3RD -1 'INAPPLICABLE' -7 'REFUSED' -8 'DK'
 -9 'NOT ASCERTAINED' 1 'YES' 2 'NO'
 REPTAGR1 -1 'INAPPLICABLE' -7 'REFUSED' -8 'DK'
 -9 'NOT ASCERTAINED' 1 'YES' 2 'NO'
 REPTAGR2 -1 'INAPPLICABLE' -7 'REFUSED' -8 'DK'
 -9 'NOT ASCERTAINED' 1 'YES' 2 'NO'
 REPTAGR3 -1 'INAPPLICABLE' -7 'REFUSED' -8 'DK'
 -9 'NOT ASCERTAINED' 1 'YES' 2 'NO'
 REPTBEH1 -1 'INAPPLICABLE' -7 'REFUSED' -8 'DK'
 -9 'NOT ASCERTAINED' 1 'YES' 2 'NO'
 REPTBEH2 -1 'INAPPLICABLE' -7 'REFUSED' -8 'DK'
 -9 'NOT ASCERTAINED' 1 'YES' 2 'NO'
 REPTBEH3 -1 'INAPPLICABLE' -7 'REFUSED' -8 'DK'
 -9 'NOT ASCERTAINED' 1 'YES' 2 'NO'
 REPTEVER -1 'INAPPLICABLE' -7 'REFUSED' -8 'DK'
 -9 'NOT ASCERTAINED' 1 'YES' 2 'NO'
 REPTGRA1 -1 'INAPPLICABLE' -7 'REFUSED' -8 'DK'
 -9 'NOT ASCERTAINED' 1 'YES' 2 'NO'
 REPTGRA2 -1 'INAPPLICABLE' -7 'REFUSED' -8 'DK'
 -9 'NOT ASCERTAINED' 1 'YES' 2 'NO'
 REPTGRA3 -1 'INAPPLICABLE' -7 'REFUSED' -8 'DK'
 -9 'NOT ASCERTAINED' 1 'YES' 2 'NO'
 REPTMAT1 -1 'INAPPLICABLE' -7 'REFUSED' -8 'DK'
 -9 'NOT ASCERTAINED' 1 'YES' 2 'NO'
 REPTMAT2 -1 'INAPPLICABLE' -7 'REFUSED' -8 'DK'
 -9 'NOT ASCERTAINED' 1 'YES' 2 'NO'
 REPTMAT3 -1 'INAPPLICABLE' -7 'REFUSED' -8 'DK'
 -9 'NOT ASCERTAINED' 1 'YES' 2 'NO'
 REPTMOV1 -1 'INAPPLICABLE' -7 'REFUSED' -8 'DK'
 -9 'NOT ASCERTAINED' 1 'YES' 2 'NO'
 REPTMOV2 -1 'INAPPLICABLE' -7 'REFUSED' -8 'DK'
 -9 'NOT ASCERTAINED' 1 'YES' 2 'NO'
 REPTMOV3 -1 'INAPPLICABLE' -7 'REFUSED' -8 'DK'
 -9 'NOT ASCERTAINED' 1 'YES' 2 'NO'
 REPTOTH1 -1 'INAPPLICABLE' -7 'REFUSED' -8 'DK'

-9 'NOT ASCERTAINED' 1 'YES' 2 'NO'
 REPTOTH2 -1 'INAPPLICABLE' -7 'REFUSED' -8 'DK'
 -9 'NOT ASCERTAINED' 1 'YES' 2 'NO'
 REPTOTH3 -1 'INAPPLICABLE' -7 'REFUSED' -8 'DK'
 -9 'NOT ASCERTAINED' 1 'YES' 2 'NO'
 REPTSIC1 -1 'INAPPLICABLE' -7 'REFUSED' -8 'DK'
 -9 'NOT ASCERTAINED' 1 'YES' 2 'NO'
 REPTSIC2 -1 'INAPPLICABLE' -7 'REFUSED' -8 'DK'
 -9 'NOT ASCERTAINED' 1 'YES' 2 'NO'
 REPTSIC3 -1 'INAPPLICABLE' -7 'REFUSED' -8 'DK'
 -9 'NOT ASCERTAINED' 1 'YES' 2 'NO'
 REPTSUGG -1 'INAPPLICABLE' -7 'REFUSED' -8 'DK'
 -9 'NOT ASCERTAINED' 1 'YES' 2 'NO'
 REPTTES1 -1 'INAPPLICABLE' -7 'REFUSED' -8 'DK'
 -9 'NOT ASCERTAINED' 1 'YES' 2 'NO'
 REPTTES2 -1 'INAPPLICABLE' -7 'REFUSED' -8 'DK'
 -9 'NOT ASCERTAINED' 1 'YES' 2 'NO'
 REPTTES3 -1 'INAPPLICABLE' -7 'REFUSED' -8 'DK'
 -9 'NOT ASCERTAINED' 1 'YES' 2 'NO'
 RULEDAYS -1 'INAPPLICABLE' -7 'REFUSED' -8 'DK'
 -9 'NOT ASCERTAINED' 1 'YES' 2 'NO'
 RULEHRS -1 'INAPPLICABLE' -7 'REFUSED' -8 'DK'
 -9 'NOT ASCERTAINED' 1 'YES' 2 'NO'
 RULETIME -1 'INAPPLICABLE' -7 'REFUSED' -8 'DK'
 -9 'NOT ASCERTAINED' 1 'YES' 2 'NO'
 RULEWHAT -1 'INAPPLICABLE' -7 'REFUSED' -8 'DK'
 -9 'NOT ASCERTAINED' 1 'YES' 2 'NO'
 SCHLWORK -1 'INAPPLICABLE' -7 'REFUSED' -8 'DK'
 -9 'NOT ASCERTAINED' 1 'YES' 2 'NO'
 SIBLING -1 'INAPPLICABLE' -7 'REFUSED' -8 'DK'
 -9 'NOT ASCERTAINED' 1 'YES' 2 'NO'
 TESTFRST -1 'INAPPLICABLE' -7 'REFUSED' -8 'DK'
 -9 'NOT ASCERTAINED' 1 'YES' 2 'NO'
 WAITBETR -1 'INAPPLICABLE' -7 'REFUSED' -8 'DK'
 -9 'NOT ASCERTAINED' 1 'YES' 2 'NO'
 WAITELSE -1 'INAPPLICABLE' -7 'REFUSED' -8 'DK'
 -9 'NOT ASCERTAINED' 1 'YES' 2 'NO'
 WAITFULL -1 'INAPPLICABLE' -7 'REFUSED' -8 'DK'
 -9 'NOT ASCERTAINED' 1 'YES' 2 'NO'
 WAITGRUP -1 'INAPPLICABLE' -7 'REFUSED' -8 'DK'
 -9 'NOT ASCERTAINED' 1 'YES' 2 'NO'
 WAITHOME -1 'INAPPLICABLE' -7 'REFUSED' -8 'DK'
 -9 'NOT ASCERTAINED' 1 'YES' 2 'NO'
 WAITMAT -1 'INAPPLICABLE' -7 'REFUSED' -8 'DK'
 -9 'NOT ASCERTAINED' 1 'YES' 2 'NO'
 WAITMOVE -1 'INAPPLICABLE' -7 'REFUSED' -8 'DK'
 -9 'NOT ASCERTAINED' 1 'YES' 2 'NO'
 WAITOTHR -1 'INAPPLICABLE' -7 'REFUSED' -8 'DK'
 -9 'NOT ASCERTAINED' 1 'YES' 2 'NO'
 WAITPART -1 'INAPPLICABLE' -7 'REFUSED' -8 'DK'
 -9 'NOT ASCERTAINED' 1 'YES' 2 'NO'
 WAITPROB -1 'INAPPLICABLE' -7 'REFUSED' -8 'DK'
 -9 'NOT ASCERTAINED' 1 'YES' 2 'NO'
 WAITPROG -1 'INAPPLICABLE' -7 'REFUSED' -8 'DK'
 -9 'NOT ASCERTAINED' 1 'YES' 2 'NO'
 WAITSCHL -1 'INAPPLICABLE' -7 'REFUSED' -8 'DK'
 -9 'NOT ASCERTAINED' 1 'YES' 2 'NO'
 WAITSPAN -1 'INAPPLICABLE' -7 'REFUSED' -8 'DK'
 -9 'NOT ASCERTAINED' 1 'YES' 2 'NO'
 WEIGH3 -1 'INAPPLICABLE' -7 'REFUSED' -8 'DK'
 -9 'NOT ASCERTAINED' 1 'YES' 2 'NO'
 WEIGH5 -1 'INAPPLICABLE' -7 'REFUSED' -8 'DK'
 -9 'NOT ASCERTAINED' 1 'YES' 2 'NO'
 WKCRAFT -1 'INAPPLICABLE' -7 'REFUSED' -8 'DK'
 -9 'NOT ASCERTAINED' 1 'YES' 2 'NO'
 WKEDTV -1 'INAPPLICABLE' -7 'REFUSED' -8 'DK'
 -9 'NOT ASCERTAINED' 1 'YES' 2 'NO'
 WKEVENT -1 'INAPPLICABLE' -7 'REFUSED' -8 'DK'

WKPLAY -9 'NOT ASCERTAINED' 1 'YES' 2 'NO'/
 -1 'INAPPLICABLE' -7 'REFUSED' -8 'DK'
 WKREAD -9 'NOT ASCERTAINED' 1 'YES' 2 'NO'/
 -1 'INAPPLICABLE' -7 'REFUSED' -8 'DK'
 WKSCNCE -9 'NOT ASCERTAINED' 1 'YES' 2 'NO'/
 -1 'INAPPLICABLE' -7 'REFUSED' -8 'DK'
 ZOOMO -1 'INAPPLICABLE' -7 'REFUSED' -8 'DK'
 -9 'NOT ASCERTAINED' 1 'YES' 2 'NO'/
 ZOOPYR -1 'INAPPLICABLE' -7 'REFUSED' -8 'DK'
 -9 'NOT ASCERTAINED' 1 'YES' 2 'NO'/
 AGE90 -1 'INAPPLICABLE'/
 CENSUSDV -1 'INAPPLICABLE' 1 'NEW ENGLAND'
 2 'MIDDLE ATLANTIC' 3 'EAST NORTH CENTRAL'
 4 'WEST NORTH CENTRAL' 5 'SOUTH ATLANTIC'
 6 'EAST SOUTH CENTRAL' 7 'WEST SOUTH CENTRAL'
 8 'MOUNTAIN' 9 'PACIFIC'/
 CENSUSRG -1 'INAPPLICABLE' 1 'NORTHEAST'
 2 'MIDWEST' 3 'SOUTH' 4 'WEST'/
 CHLDREAD -1 'INAPPLICABLE' -7 'REFUSED' -8 'DK'
 -9 'NOT ASCERTAINED' 1 'EVERY DAY'
 2 'AT LEAST THREE TIMES A WEEK'
 3 'SEVERAL TIMES A MONTH'
 4 'SEVERAL TIMES A YEAR' 5 'NEVER'/
 READTO -1 'INAPPLICABLE' -7 'REFUSED' -8 'DK'
 -9 'NOT ASCERTAINED'
 1 'NEVER'
 2 'SEVERAL TIMES A YEAR'
 3 'SEVERAL TIMES A MONTH'
 4 'AT LEAST THREE TIMES A WEEK'
 5 'EVERY DAY'/
 CHNGSCHL -1 'INAPPLICABLE' -7 'REFUSED' -8 'DK'
 -9 'NOT ASCERTAINED' 1 'ONCE'
 2 'MORE THAN ONCE'/
 CHNGSCH2 -1 'INAPPLICABLE' -7 'REFUSED' -8 'DK'
 -9 'NOT ASCERTAINED' 1 'ONCE'
 2 'MORE THAN ONCE'/
 DADACTY -1 'INAPPLICABLE' -7 'REFUSED' -8 'DK'
 -9 'NOT ASCERTAINED'
 1 'KEEPING HOUSE/CARING FOR CHILDREN'
 2 'GOING TO SCHOOL' 3 'RETIRED'
 4 'UNABLE TO WORK' 91 'OTHER (SPECIFY)'/
 MOMACTY -1 'INAPPLICABLE' -7 'REFUSED' -8 'DK'
 -9 'NOT ASCERTAINED'
 1 'KEEPING HOUSE/CARING FOR CHILDREN'
 2 'GOING TO SCHOOL' 3 'RETIRED'
 4 'UNABLE TO WORK' 91 'OTHER (SPECIFY)'/
 DADDIPLF -1 'INAPPLICABLE' 1 'IMPUTED VALUE'/
 DADGRADF -1 'INAPPLICABLE' 1 'IMPUTED VALUE'/
 DADWORKF -1 'INAPPLICABLE' 1 'IMPUTED VALUE'/
 DCNFLAG -1 'INAPPLICABLE' 1 'IMPUTED VALUE'/
 ENROLLF -1 'INAPPLICABLE' 1 'IMPUTED VALUE'/
 GENDERF -1 'INAPPLICABLE' 1 'IMPUTED VALUE'/
 GRADEF -1 'INAPPLICABLE' 1 'IMPUTED VALUE'/
 HANDICAF -1 'INAPPLICABLE' 1 'IMPUTED VALUE'/
 HISPANIF -1 'INAPPLICABLE' 1 'IMPUTED VALUE'/
 INCOMRNF -1 'INAPPLICABLE' 1 'IMPUTED VALUE'/
 MOMAGEF -1 'INAPPLICABLE' 1 'IMPUTED VALUE'/
 MOMDIPLF -1 'INAPPLICABLE' 1 'IMPUTED VALUE'/
 MOMGRADF -1 'INAPPLICABLE' 1 'IMPUTED VALUE'/
 MOMLANGF -1 'INAPPLICABLE' 1 'IMPUTED VALUE'/
 MOMWORKF -1 'INAPPLICABLE' 1 'IMPUTED VALUE'/
 NCMOMF -1 'INAPPLICABLE' 1 'IMPUTED VALUE'/
 NUMPERSF -1 'INAPPLICABLE' 1 'IMPUTED VALUE'/
 OWNHOMEF -1 'INAPPLICABLE' 1 'IMPUTED VALUE'/
 PARNMARF -1 'INAPPLICABLE' 1 'IMPUTED VALUE'/
 RACEF -1 'INAPPLICABLE' 1 'IMPUTED VALUE'/
 WEIGH5F -1 'INAPPLICABLE' 1 'IMPUTED VALUE'/

DADGRADE -1 'INAPPLICABLE' -7 'REFUSED' -8 'DK'
 -9 'NOT ASCERTAINED'
 1 'UP TO EIGHTH GRADE'
 2 'NINTH TO ELEVENTH GRADE'
 3 'HIGH SCHOOL DIPLOMA OR EQUIVALENT'
 4 'VOCATIONAL/TECHNICAL AFTER HIGH SCHOOL'
 5 '1-2 YEARS OF COLLEGE'
 6 'ASSOCIATE'S DEGREE'
 7 '3-4 YEARS OF COLLEGE'
 8 'BACHELOR'S DEGREE'
 9 'GRADUATE OR PROFESSIONAL SCHOOL'//
 MOMGRADE -1 'INAPPLICABLE' -7 'REFUSED' -8 'DK'
 -9 'NOT ASCERTAINED'
 1 'UP TO EIGHTH GRADE'
 2 'NINTH TO ELEVENTH GRADE'
 3 'HIGH SCHOOL DIPLOMA OR EQUIVALENT'
 4 'VOCATIONAL/TECHNICAL AFTER HIGH SCHOOL'
 5 '1-2 YEARS OF COLLEGE'
 6 'ASSOCIATE'S DEGREE'
 7 '3-4 YEARS OF COLLEGE'
 8 'BACHELOR'S DEGREE'
 9 'GRADUATE OR PROFESSIONAL SCHOOL'//
 DADHOURS -1 'INAPPLICABLE' -7 'REFUSED' -8 'DK'
 -9 'NOT ASCERTAINED'//
 MOMHOURS -1 'INAPPLICABLE' -7 'REFUSED' -8 'DK'
 -9 'NOT ASCERTAINED'//
 DOBMM -1 'INAPPLICABLE' -7 'REFUSED' -8 'DK'
 -9 'NOT ASCERTAINED' /
 FIRSTMM -1 'INAPPLICABLE' -7 'REFUSED' -8 'DK'
 -9 'NOT ASCERTAINED' /
 KINDMM -1 'INAPPLICABLE' -7 'REFUSED' -8 'DK'
 -9 'NOT ASCERTAINED' /
 DOBY -1 'INAPPLICABLE' -7 'REFUSED' -8 'DK'
 -9 'NOT ASCERTAINED' /
 ENRELHOM -1 'INAPPLICABLE' -7 'REFUSED' -8 'DK'
 -9 'NOT ASCERTAINED' 1 'OWN HOME'
 2 'OTHER HOME' 3 'BOTH/VARIES'//
 ERELHOME -1 'INAPPLICABLE' -7 'REFUSED' -8 'DK'
 -9 'NOT ASCERTAINED' 1 'OWN HOME'
 2 'OTHER HOME' 3 'BOTH/VARIES'//
 ENROLLED -1 'INAPPLICABLE' -7 'REFUSED' -8 'DK'
 -9 'NOT ASCERTAINED' 1 'WHEN ELIGIBLE'
 2 'WAITED'//
 EQUVGRAD '-1' 'INAPPLICABLE' '-7' 'REFUSED'
 '-8' 'DK' '-9' 'NOT ASCERTAINED'
 '0' 'NOT ENROLLED LAST YEAR'
 '1' 'FIRST GRADE' '2' 'SECOND GRADE'
 '3' 'THIRD GRADE' '4' 'FOURTH GRADE'
 '5' 'FIFTH GRADE' '6' 'UNGRADED'
 '7' 'OTHER UNGRADED' 'K' 'KINDERGARTEN'
 'N' 'NURSERY/PREKINDERGARTEN'
 'P' 'PRE-FIRST/TRANS. FIRST'
 'T' 'TRANSITIONAL KINDERGARTEN'//
 GRADE '-1' 'INAPPLICABLE' '-7' 'REFUSED'
 '-8' 'DK' '-9' 'NOT ASCERTAINED'
 '0' 'NOT ENROLLED LAST YEAR'
 '1' 'FIRST GRADE' '2' 'SECOND GRADE'
 '3' 'THIRD GRADE' '4' 'FOURTH GRADE'
 '5' 'FIFTH GRADE' '6' 'UNGRADED SPECIAL ED.'
 '7' 'OTHER UNGRADED' 'K' 'KINDERGARTEN'
 'N' 'NURSERY/PREKINDERGARTEN'
 'P' 'PRE-FIRST/TRANS. FIRST'
 'T' 'TRANSITIONAL KINDERGARTEN'//
 GRADEEQ '-1' 'INAPPLICABLE' '-7' 'REFUSED'
 '-8' 'DK' '-9' 'NOT ASCERTAINED'
 '0' 'NOT ENROLLED LAST YEAR'
 '1' 'FIRST GRADE' '2' 'SECOND GRADE'
 '3' 'THIRD GRADE' '4' 'FOURTH GRADE'

'5' 'FIFTH GRADE' '6' 'UNGRADED SPECIAL ED.'
 '7' 'OTHER UNGRADED' 'K' 'KINDERGARTEN'
 'N' 'NURSERY/PREKINDERGARTEN'
 'P' 'PRE-FIRST/TRANS. FIRST'
 'T' 'TRANSITIONAL KINDERGARTEN'/
 LASTGRAD '-1' 'INAPPLICABLE' '-7' 'REFUSED'
 '-8' 'DK' '-9' 'NOT ASCERTAINED'
 '0' 'NOT ENROLLED LAST YEAR'
 '1' 'FIRST GRADE' '2' 'SECOND GRADE'
 '3' 'THIRD GRADE' '4' 'FOURTH GRADE'
 '5' 'FIFTH GRADE' '6' 'UNGRADED'
 '7' 'OTHER UNGRADED' 'K' 'KINDERGARTEN'
 'N' 'NURSERY/PREKINDERGARTEN'
 'P' 'PRE-FIRST/TRANS. FIRST'
 'T' 'TRANSITIONAL KINDERGARTEN'/
 LASTYEAR '-1' 'INAPPLICABLE' '-7' 'REFUSED'
 '-8' 'DK' '-9' 'NOT ASCERTAINED'
 '0' 'NOT ENROLLED LAST YEAR'
 '1' 'FIRST GRADE' '2' 'SECOND GRADE'
 '3' 'THIRD GRADE' '4' 'FOURTH GRADE'
 '5' 'FIFTH GRADE' '6' 'UNGRADED SPECIAL ED.'
 '7' 'OTHER UNGRADED' 'K' 'KINDERGARTEN'
 'N' 'NURSERY/PREKINDERGARTEN'
 'P' 'PRE-FIRST/TRANS. FIRST'
 'T' 'TRANSITIONAL KINDERGARTEN'/
 FIRSTYY -1 'INAPPLICABLE' -7 'REFUSED' -8 'DK'
 -9 'NOT ASCERTAINED'/
 GENDER '-1' 'INAPPLICABLE' '-7' 'REFUSED'
 '-8' 'DK' '-9' 'NOT ASCERTAINED'
 'F' 'FEMALE' 'M' 'MALE'/
 GRADES -1 'INAPPLICABLE' -7 'REFUSED' -8 'DK'
 -9 'NOT ASCERTAINED' 1 'ABOVE AVERAGE'
 2 'ABOUT AVERAGE' 3 'BELOW AVERAGE'
 4 'UNGRADED'/
 HANDTYPE -1 'INAPPLICABLE' -7 'REFUSED' -8 'DK'
 -9 'NOT ASCERTAINED'
 1 'A LEARNING DISABILITY'
 10 'OTHER HEALTH PROBLEM'
 11 'MULTIPLE HANDICAPS'
 2 'MENTAL RETARDATION'
 3 'SPEECH IMPAIRMENT'
 4 'SEVERE EMOTIONAL DISTURBANCE'
 5 'HARDNESS OF HEARING'
 6 'DEAFNESS'
 7 'ORTHOPEDIC IMPAIRMENT'
 8 'VISUAL IMPAIRMENT/BLINDNESS'
 9 'DEAFNESS AND BLINDNESS'/
 TALKCHLD -1 'INAPPLICABLE' -7 'REFUSED' -8 'DK'
 -9 'NOT ASCERTAINED' 1 'NOT AT ALL'
 2 'RARELY' 3 'OCCASIONALLY' 4 'REGULARLY'/
 HELPHMWK -1 'INAPPLICABLE' -7 'REFUSED' -8 'DK'
 -9 'NOT ASCERTAINED' 1 'NOT AT ALL'
 2 'RARELY' 3 'OCCASIONALLY' 4 'REGULARLY'/
 HOMESCHL -1 'INAPPLICABLE' -7 'REFUSED' -8 'DK'
 -9 'NOT ASCERTAINED' 1 'YES, HOME SCHOOL'
 2 'YES, ALTERNATIVE PROGRAM' 3 'NO'/
 HOMETYPE -1 'INAPPLICABLE' -7 'REFUSED' -8 'DK'
 -9 'NOT ASCERTAINED' 0 'BLANKS ALLOWED'
 1 'SINGLE FAMILY HOUSE OR TOWNHOUSE'
 2 'APARTMENT' 3 'SOME OTHER TYPE OF HOME'/
 HOMEWORK -1 'INAPPLICABLE' -7 'REFUSED' -8 'DK'
 -9 'NOT ASCERTAINED' 0 'NONE' 1 'ONE OR TWO'
 2 'THREE OR FOUR' 3 'FIVE/EVERY DAY'/
 INCOMRNG -1 'INAPPLICABLE' -7 'REFUSED' -8 'DK'
 -9 'NOT ASCERTAINED' 0 'BLANKS ALLOWED'
 1 '\$5,000 OR LESS' 10 'OVER \$75,000'
 2 '\$5,001 TO \$10,000' 3 '\$10,001 TO \$15,000'
 4 '\$15,001 TO \$20,000' 5 '\$20,001 TO \$25,000'

6 '\$25,001 TO \$30,000' 7 '\$30,001 TO \$40,000'
 8 '\$40,001 TO \$50,000' 9 '\$50,001 TO \$75,000'/
 KINDCHRC -1 'INAPPLICABLE' -7 'REFUSED' -8 'DK'
 -9 'NOT ASCERTAINED' 1 'CHURCH-RELATED'
 2 'NOT CHURCH-RELATED'/
 SCHLCHUR -1 'INAPPLICABLE' -7 'REFUSED' -8 'DK'
 -9 'NOT ASCERTAINED' 1 'CHURCH-RELATED'
 2 'NOT CHURCH-RELATED'/
 KINDFULL -1 'INAPPLICABLE' -7 'REFUSED' -8 'DK'
 -9 'NOT ASCERTAINED' 1 'FULL-DAY' 2 'PART-DAY'/
 KINDPUBL -1 'INAPPLICABLE' -7 'REFUSED' -8 'DK'
 -9 'NOT ASCERTAINED' 1 'PUBLIC' 2 'PRIVATE'/
 SCHLPUBL -1 'INAPPLICABLE' -7 'REFUSED' -8 'DK'
 -9 'NOT ASCERTAINED' 1 'PUBLIC' 2 'PRIVATE'/
 KINDYRS -1 'INAPPLICABLE' -7 'REFUSED' -8 'DK'
 -9 'NOT ASCERTAINED' 1 'ONE' 2 'TWO (OR MORE)'/
 KINDYY -1 'INAPPLICABLE' -7 'REFUSED' -8 'DK'
 -9 'NOT ASCERTAINED'/
 MAINRSLT '-1' 'INAPPLICABLE'
 'EF' 'COMPLETE, ELEMENTARY W/FOLLOWUP'
 'EN' 'COMPLETE, ELEMENTARY NO FOLLOWUP'/
 MOMAGE -1 'INAPPLICABLE' -7 'REFUSED' -8 'DK'
 -9 'NOT ASCERTAINED'/
 MOMLANG -1 'INAPPLICABLE' -7 'REFUSED' -8 'DK'
 -9 'NOT ASCERTAINED' 1 'ENGLISH'
 2 'SPANISH' 3 'ASIAN LANGUAGE'
 91 'OTHER LANGUAGE'/
 MOMSPEAK -1 'INAPPLICABLE' -7 'REFUSED' -8 'DK'
 -9 'NOT ASCERTAINED' 1 'ENGLISH'
 2 'SPANISH' 3 'ASIAN LANGUAGE'
 4 'OTHER LANGUAGE'/
 NEWMOM -1 'INAPPLICABLE' -7 'REFUSED' -8 'DK'
 -9 'NOT ASCERTAINED'/
 NEXTGRAD '-1' 'INAPPLICABLE' '-7' 'REFUSED'
 '-8' 'DK' '-9' 'NOT ASCERTAINED'
 '1' 'FIRST GRADE' '2' 'SECOND GRADE'
 '3' 'THIRD GRADE' '4' 'FOURTH GRADE'
 '5' 'FIFTH GRADE' '6' 'UNGRADED'
 'P' 'PRE-FIRST/TRANSITIONAL FIRST GRADE'/
 NUMBOOKS -1 'INAPPLICABLE' -7 'REFUSED' -8 'DK'
 -9 'NOT ASCERTAINED' 1 'NONE'
 2 '1 OR 2 BOOKS' 3 '3 TO 9 BOOKS'
 4 '10 OR MORE BOOKS'/
 NUMPERS -1 'INAPPLICABLE' -7 'REFUSED' -8 'DK'
 -9 'NOT ASCERTAINED' 0 'BLANKS ALLOWED'/
 OWNHOME -1 'INAPPLICABLE' -7 'REFUSED' -8 'DK'
 -9 'NOT ASCERTAINED' 0 'BLANKS ALLOWED'
 1 'OWN YOUR HOME' 2 'RENT YOUR HOME'
 3 'HAVE SOME OTHER ARRANGEMENT'/
 PARNMARI -1 'INAPPLICABLE' -7 'REFUSED' -8 'DK'
 -9 'NOT ASCERTAINED' 1 'MARRIED'
 2 'SEPARATED' 3 'DIVORCED' 4 'WIDOWED'
 5 'LIVING TOGETHER' 6 'NOT MARRIED'/
 PARNRELN -1 'INAPPLICABLE' -7 'REFUSED' -8 'DK'
 -9 'NOT ASCERTAINED'
 1 'NATURAL OR ADOPTIVE MOTHER'
 2 'STEPMOTHER/OTHER FEMALE GUARDIAN'
 3 'NATURAL OR ADOPTIVE FATHER'
 4 'STEPFATHER/OTHER MALE GUARDIAN'
 5 'GRANDPARENT' 6 'BROTHER/SISTER'
 7 'OTHER RELATIVE' 8 'NONRELATIVE'/
 RACE -1 'INAPPLICABLE' -7 'REFUSED' -8 'DK'
 -9 'NOT ASCERTAINED' 1 'WHITE' 2 'BLACK'
 3 'NATIVE AMERICAN OR ALASKAN NATIVE'
 4 'ASIAN OR PACIFIC ISLANDER'
 91 'SOME OTHER RACE'/
 REGION -1 'INAPPLICABLE' -9 'NOT ASCERTAINED'
 1 'NORTHEAST' 2 'CENTRAL' 3 'SOUTHEAST'

4 'WEST'/
 REPTWHO1 -1 'INAPPLICABLE' -7 'REFUSED' -8 'DK'
 -9 'NOT ASCERTAINED'
 1 'YOU AND/OR YOUR SPOUSE/PARTNER'
 2 'CHILD''S TEACHER'
 3 'CHILD''S SCHOOL PRINCIPAL'
 4 'CHILD''S GUIDANCE COUNSELOR'
 5 'ANOTHER SCHOOL STAFF MEMBER'
 6 'SOMEONE ELSE'
 7 'TWO-YEAR KINDERGARTEN PROGRAM'/
 REPTWHO2 -1 'INAPPLICABLE' -7 'REFUSED' -8 'DK'
 -9 'NOT ASCERTAINED'
 1 'YOU AND/OR YOUR SPOUSE/PARTNER'
 2 'CHILD''S TEACHER'
 3 'CHILD''S SCHOOL PRINCIPAL'
 4 'CHILD''S GUIDANCE COUNSELOR'
 5 'ANOTHER SCHOOL STAFF MEMBER'
 6 'SOMEONE ELSE'
 7 'TWO-YEAR KINDERGARTEN PROGRAM'/
 REPTWHO3 -1 'INAPPLICABLE' -7 'REFUSED' -8 'DK'
 -9 'NOT ASCERTAINED'
 1 'YOU AND/OR YOUR SPOUSE/PARTNER'
 2 'CHILD''S TEACHER'
 3 'CHILD''S SCHOOL PRINCIPAL'
 4 'CHILD''S GUIDANCE COUNSELOR'
 5 'ANOTHER SCHOOL STAFF MEMBER'
 6 'SOMEONE ELSE'
 7 'TWO-YEAR KINDERGARTEN PROGRAM'/
 RULEFAM -1 'INAPPLICABLE' -7 'REFUSED' -8 'DK'
 -9 'NOT ASCERTAINED' 1 'FAMILY RULE'
 2 'NOT INTERESTED'
 95 'DON''T HAVE TELEVISION'/
 TVHOURS -1 'INAPPLICABLE' -7 'REFUSED' -8 'DK'
 -9 'NOT ASCERTAINED'
 95 'DO NOT HAVE A TV'
 96 'LESS THAN ONE HOUR PER DAY'/
 TYPMTG -1 'INAPPLICABLE' -7 'REFUSED' -8 'DK'
 -9 'NOT ASCERTAINED' 1 'REGULAR MEETING'
 2 'SPECIAL MEETING' 3 'BOTH'/
 URBAN -1 'INAPPLICABLE' -9 'NOT ASCERTAINED'
 0 'NON' 1 'MSA' 2 'NECMA'/
 WHYKIND -1 'INAPPLICABLE' -7 'REFUSED' -8 'DK'
 -9 'NOT ASCERTAINED'
 1 'FULL-DAY PROGRAM NOT AVAILABLE'
 2 'SCHOOL R WANTS NOT AVAILABLE'
 3 'DON''T THINK K IS NECESSARY'
 4 'CHILD IS IN AN ALTERNATIVE PROGRAM'
 5 'PREFER TO EDUCATE CHILD AT HOME'
 6 'CHILD HAS SPECIAL NEEDS/PROBLEMS'
 91 'OTHER'/
 WKCRAFTN -1 'INAPPLICABLE' -7 'REFUSED' -8 'DK'
 -9 'NOT ASCERTAINED' 1 '1-2 TIMES' 2 '3+ TIMES'/
 WKEDTVN -1 'INAPPLICABLE' -7 'REFUSED' -8 'DK'
 -9 'NOT ASCERTAINED' 1 '1-2 TIMES' 2 '3+ TIMES'/
 WKEVENTN -1 'INAPPLICABLE' -7 'REFUSED' -8 'DK'
 -9 'NOT ASCERTAINED' 1 '1-2 TIMES' 2 '3+ TIMES'/
 WKPLAYN -1 'INAPPLICABLE' -7 'REFUSED' -8 'DK'
 -9 'NOT ASCERTAINED' 1 '1-2 TIMES' 2 '3+ TIMES'/
 WKREADN -1 'INAPPLICABLE' -7 'REFUSED' -8 'DK'
 -9 'NOT ASCERTAINED' 1 '1-2 TIMES' 2 '3+ TIMES'/
 EFAMDAYC 0 'NO' 1 'YES'/
 REPTKIND 0 'NO' 1 'YES'/
 ALLGRADE '0' 'NOT ENROLLED'
 'N' 'NURSERY,PREK, HDST' 'K' 'KINDERGARTEN'
 'T' 'TRANS KINDERGARTN' 'P' 'PRE-FIRST/TRANS 1ST'
 '1' 'FIRST GRADE/EQUIV' '2' 'SECOND GRADE/EQUIV'
 '3' 'THIRD GRADE/EQUIV' '4' 'FOURTH GRADE/EQUIV'
 '5' 'FIFTH GRADE/EQUIV' '6' 'UNGRADED & NO EQUIV'/

DADLABOR 1 'EMP-IN LBR FORCE '
2 'UNEMP-IN LBR FORCE' 3 'KEEP HOUS/CHILD CARE'
4 'GOING TO SCHOOL ' 5 'RETIRED/UNABLE WORK'
6 'OTHER '//
MOMLABOR 1 'EMP-IN LBR FORCE '
2 'UNEMP-IN LBR FORCE' 3 'KEEP HOUS/CHILD CARE'
4 'GOING TO SCHOOL ' 5 'RETIRED/UNABLE WORK'
6 'OTHER '//
RACEETHN 1 'WHITE, NON-HISPANIC'
2 'BLACK, NON-HISPANIC' 3 'HISPANIC '
4 'ALL OTHER RACES '//
PARNTCOL 1 'SINGLE/BOTH <COL '
2 '1 <COL, 1 COL DEG ' 3 'SINGLE/BOTH COL DEG'//
PARGRADE 1 'LESS THAN H/S '
2 'H/S GRAD/EQUIVALENT ' 3 'VOC/TECH/SOME COLL '
4 'COLLEGE GRADUATE ' 5 'GRADUATE/PROF SCHOOL'
9 'NEITHER PARENT IN HH'/
PARNTHS 1 'SINGLE/BOTH <H/S '
2 '1 <H/S, 1 H/S DEG '
3 'SINGLE/BOTH H/S DEG'//
TEENMOM 1 '17 OR YOUNGER '
2 'AGE 18 OR 19 ' 3 'AGE 20 OR OLDER'//
DAEMPLD 1 '> 35 HRS P/WEEK'
2 '< 35 HRS P/WEEK ' 3 'HRS N/SPECIFIED '
4 'LOOKING F/WORK ' 5 'N/IN LABOR FORCE'//
MOMEMPLD 1 '> 35 HRS P/WEEK'
2 '< 35 HRS P/WEEK ' 3 'HRS N/SPECIFIED '
4 'LOOKING F/WORK ' 5 'N/IN LABOR FORCE'//
FAMTYPE 1 '1 PARENT IN HH'
2 '2 PARENTS IN HH' 3 '3 NO PARENTS IN HH'//
ESPATH 1 'NO NONPAR CARE'
2 'HOME-BASED CARE' 3 'DAYCARE CENTER'
4 'HOME-BASED CC/DC' 5 'NURSERY SCHOOL'
6 'HOME-BASED CC/NS' 7 'DAYCARE CEN/NURS'
8 'HOME-B CC/DC/NURS'//
KINDTYPE 1 'F/D, PUB KIND'
2 'P/D, PUB KIND' 3 'F/D, PRIV KIND'
4 'P/D, PRIV KIND' 5 'F/D, PRIV/NOT CH'
6 'P/D, PRIV/NOT CH' 7 'NEVER ATTENDED K'//
REPEAT 0 'HAS NOT REPEATED'
1 'REPEATED K' 2 'REPEATED 1ST GRD'
3 'REPEATED 2ND GRD' 4 'REPEATED 3RD GRD'
5 'REP K&1/MORE GRDS' 6 'REP 1+ GRD ABV K'//
SCHTYPE 1 'PUBLIC'
2 'PRIV-CHURCH REL' 3 'PRIV-N/CHURCH REL'.

→

APPENDIX D
Guidelines for using SAS and SPSS-X

APPENDIX D

Guidelines for using SAS and SPSS-X

The files provided on the public release tape include SAS data files, SAS input cards files, and VALUE cards for PROC FORMAT. The data files are in SAS system format created using SAS release 5.18. These files contain the questionnaire variables, flags variables, composite variables, weight variables and labels associated with each variable.

Because of the size of the data files, SAS users should use the '(KEEP=...)' and '(DROP=...)' options in the 'SET...;' and/or 'DATA...;' or 'PROC...;' statements when creating temporary working data sets. This will minimize space usage and maximize processing efficiency. Also, SAS users may want to override the default work space and memory allocation when working with large data files. Increasing the REGION value in the options of the //EXEC SAS statement of the JCL will override the default memory allocation. The //LIBRARY DD can be used to increase the capacity of the format library, if the user includes the large number of VALUE cards in the PROC FORMAT statement. The //WORK DD statement can be used to increase the work space. The //WORK DD statement card should be placed just after the //EXEC SAS or the //LIBRARY DD card, as shown in the following example:

```
//EXEC      SAS,REGION=2048K
//LIBRARY   DD SPACE=(TRK,(50,50,60))
//WORK      DD UNIT=SYSDA,SPACE=(24322,(1850,1000),,ROUND)
//IN1      DD DSN=PRESCHL.SASLIB,DISP=SHR
//SYSIN     DD *
```

```
PROC FORMAT;
VALUE FYESNO
-1      = 'INAPPLICABLE'
-7      = 'REFUSED'
-8      = 'DK'
-9      = 'NOT ASCERTAINED'
1       = 'YES'
2       = 'NO';
```

```

VALUE FHANDTYP
-1      = 'INAPPLICABLE'
-7      = 'REFUSED'
-8      = 'DK'
-9      = 'NOT ASCERTAINED'
1       = 'A LEARNING DISABILITY'
2       = 'MENTAL RETARDATION'
3       = 'SPEECH IMPAIRMENT'
4       = 'SEVERE EMOTIONAL DISTURBANCE'
5       = 'HARDNESS OF HEARING'
6       = 'DEAFNESS'
7       = 'ORTHOPEDIC IMPAIRMENT'
8       = 'VISUAL IMPAIRMENT/BLINDNESS'
9       = 'DEAFNESS AND BLINDNESS'
10      = 'OTHER HEALTH PROBLEM'
11      = 'MULTIPLE HANDICAPS';

```

```

PROC FREQ DATA=IN1.PRESCHL(KEEP=HANDICAPHANDTYPE);
FORMAT
      HANDICAP FYESNO.
      HANDTYPE FHANDTYP.;
TABLES HANDICAP*HANDTYPE;
TITLE 'CHILD HAVE ANY KIND OF HANDICAP BY CHILD'S HANDICAPPING CONDITION';

```

The user may include in the PROC FORMAT only those VALUE cards for the variables which are needed for specific analysis. Once the PROC FORMAT has been established, user can include the FORMAT...; statements in any SAS data step or procedures.

The guidelines mentioned here are general suggestions. Each specific computer site will have its own set of guidelines and suggestions. The user should contact the technical assistance persons for the specific site to most efficiently utilize the system.

SPSS-X systems files may be created and used on most computer sites. SPSS-X control cards to read in the raw data file into an SPSS-X system file, as well as the variable label and value label statements, are included on the public release tape. Some of the guidelines mentioned above for SAS can also be applied to SPSS-X, such as keeping only the variables needed for the specific analysis and the use of the //WORK DD... statement to increase the work space. Users should contact the technical assistance person for the specific site to obtain the information necessary to utilize SPSS-X most efficiently.

APPENDIX E
SAS CODE FOR COMPOSITE VARIABLES

```

/*****/
/** CHLDFILE DERIVED VARIABLES: **/
/** File with derived variables to be used for analysis **/
/** Some derived variables only on Preprimary file, **/
/** some only on Primary file, some on both files **/
/*****/
*/

```

DATA

```

SET
KEEP
BASEID PERSID RACE HISPANIC AGE AFTRKIND
REL CARE NREL CARE DAYCARE PREKNURS CARE EREL CARE
ERELHOME GENDER
EVERKIND PREKKIDS
ENREL CAR EDAYCARE EPREK RELEVER NRELEVER DAYCEVER PREKEVER
NEWMOM MOMWORK DADWORK MOMACTY DADACTY
PREKADLT KINDYEAR FIRSTYY
DAYCKID1-DAYCKID4 DAYCADL1-DAYCADL4 ENROLL GRADE LASTYEAR
RPT1ST RPT2ND RPT3RD KINDYRS DOB GRADEEQ
NUMBOOKS WKREAD ACTIVITY WKEVENT WKSCNCE WKCRAFT
WKPLAY WKEDTV LIBRAYMO MOVIE MO CONCRTMO MUSEUMMO ZOOMO
PARKMO WKWORDS WKMUSIC WKSTORY WKSANG MOMGRADE DADGRADE
MOMDIPL DADDIPL MOMLEAVE MOMHOURS MOMLOOK MOMPUBL MOMPRIV
MOMREL MOMADS DADLEAVE DADHOURS DADLOOK DADPUBL
DADPRIV DADEMP L MOMEMPL DADREL DADADS EPREKINS
DAYCHRS1-DAYCHRS4
RELHRS NRELHRS
PROGHRS1-PROGHRS4
PREKHRS1-PREKHRS4
MAINRSLT AGE90
AKMO AKYR AKMO1 AKYR1 KINDMM KINDYY DOBMM DOBY Y FIRSTMM
AKMOC AKYRC GRADE GRADEEQ
AKMO1C AKYR1C
MOTHER FEMGUARD FATHER MALGUARD RELHOME NRELHOME
FAMTYPE REPTKIND
SCHTYPE SCHLPUBL SCHLCHUR

```

```

RACEETHN PRIMCARE FAMDAYC ANYCARE PASTCARE EVERCARE
HRSCARE NUMCARE DCKIDSAD PRKIDSAD
REPEAT ESPATH
PARGRADE PARNTHS PARNTCOL TEENMOM MOMEMPLD
DADEMP L MOMLABOR DADLABOR TYPECARE
AGEKIND AGEFIRST ALLGRADE
RATIODC RATIOPRK
KINDTYPE
DCNFLAG KINDFULL KINDFUL
PROGCOD1 PROGCOD2

```

```

;
LENGTH
KINDTYPE
RACEETHN PRIMCARE FAMDAYC ANYCARE PASTCARE EVERCARE
HRSCARE NUMCARE
REPEAT
PARGRADE PARNTHS PARNTCOL TEENMOM MOMEMPLD
DADEMP L MOMLABOR DADLABOR TYPECARE AKMO AKYR
SCHTYPE
DCNFLAG
3 ;

```

LENGTH
X
RATIODC RATIOPRK
DCKIDSAD PRKIDSAD 4;

LENGTH AKMOC AKMO1 AKYRC AKYR1 ALLGRADE GRADEM GRADEEQM \$ 2;
LENGTH AGEKIND AGEFIRST \$ 4;

RACEETHN

IF HISPANIC = 1 THEN RACEETHN = 3;
ELSE IF RACE = 2 THEN RACEETHN = 2;
ELSE IF RACE = 1 THEN RACEETHN = 1;
ELSE IF RACE = 3 | RACE = 4 | RACE = 91 THEN RACEETHN = 4;
ELSE RACEETHN = .;

ARRAY ANYC RELCARE NRELCARE DAYCARE PREKNURS CARE ERELCARE
EVERKIND PREKKIDS ENRELCAR EDAYCARE EPREK RELEVER NRELEVER
DAYCEVER PREKEVER NEWMOM MOMWORK DADWORK MOMACTY DADACTY
PREKADLT KINDMM KINDYY DOBMM DOBY FIRSTMM FIRSTYY
DAYCKID1-DAYCKID4 DAYCADL1-DAYCADL4 DOB ENROLL KINDYEAR
MOMHOURS DADHOURS DADDIPL MOMDIPL PREKKID1-PREKKID4
PREKADL1-PREKADL4 RPT1ST RPT2ND RPT3RD KINDYRS AGE90
MOTHER FATHER MALGUARD FEMGUARD RELHOME NRELHOME ENRELHOM
ERELHOME
;

ARRAY ANYHRS DAYCHRS1-DAYCHRS4
RELHRS NRELHRS
PROGHRS1-PROGHRS4
PREKHRS1-PREKHRS4
;

IF PREKNUM=0 THEN PREKNURS=2;

ARRAY CH LASTYEAR ALLGRADE PROGCOD1 PROGCOD2 PROGCOD3
;

ARRAY VARMISS RELCARE NRELCARE DAYCARE PREKNURS CARE AFTRKIND
ERELCARE ENRELCAR EDAYCARE EPREK RELEVER NRELEVER
DAYCEVER PREKEVER NUMBOOKS WKREAD WKWORDS WKMUSIC
WKSTORY WKSANG WKCRAFT WKPLAY WKEDTV LIBRAYMO
CONCRTMO MUSEUMMO ZOOMO PARKMO ACTIVITY WKEVENT
MOVIEMO WKSCNCE;

DO OVER VARMISS;
IF (VARMISS = -1 | VARMISS = -7 | VARMISS = -8 | VARMISS = -9)
THEN VARMISS = .;
END;

DO OVER CH;
IF (CHAR = '-1' | CHAR = '-7' | CHAR = '-8' | CHAR = '-9')
THEN CHAR = ' ';
END;

DO OVER ANYC;

```
IF (ANYC = -1 | ANYC = -7 | ANYC = -8 | ANYC = -9)
  THEN ANYC = . ;
END;
```

```
DO OVER ANYHRS;
IF (ANYHRS = -1 | ANYHRS = -7 | ANYHRS = -8 | ANYHRS = -9)
  THEN ANYHRS = .;
END;
```

```
DHRSTOT = SUM(DAYCHRS1, DAYCHRS2, DAYCHRS3, DAYCHRS4);
```

```
PHRSTOT = SUM(PREKHS1, PREKHS2, PREKHS3, PREKHS4);
```

```
IF PROGCOD1 = '6' | PROGCOD2 = '6' | PROGCOD3 = '6' THEN DO;
  PGHRSTOT = SUM(PROGHS1, PROGHS2, PROGHS3, PROGHS4);
END;
```

TEENMOM

```
IF NEWMOM = . THEN TEENMOM = . ;
ELSE IF NEWMOM < 18 THEN TEENMOM = 1;
ELSE IF 18 <= NEWMOM <= 19 THEN TEENMOM = 2;
ELSE IF NEWMOM > 19 THEN TEENMOM = 3;
```

FAMDAYC

```
IF ((NRELCARE=1 & NRELHOME=2) | (ENRELCAR=1 & ENRELHOM=2))
  THEN FAMDAYC = 1;
ELSE IF ((NRELCARE=. & ENRELCAR=.) | ((NRELCARE=1 & NRELHOME=.) |
  (ENRELCAR=1 & ENRELHOM=.)))
  THEN FAMDAYC = .;
ELSE FAMDAYC = 0;
```

EFAMDAYC

```
IF (MAINRSLT = 'EF' OR MAINRSLT = 'EN') THEN DO;
  EFAMDAYC = FAMDAYC;
  LABEL EFAMDAYC = 'D: EVER IN FAMILY DAY CARE';
END;
```

PARGRADE

```
IF (MOMGRADE = 9 OR DADGRADE = 9) THEN PARGRADE = 5;
ELSE IF (MOMGRADE = 8 OR DADGRADE = 8) THEN PARGRADE = 4;
ELSE IF ( ((MOMGRADE = 4 OR MOMGRADE = 5) AND MOMDIPL = 1) OR
  ((DADGRADE = 4 OR DADGRADE = 5) AND DADDIPL = 1))
  THEN PARGRADE = 3;
ELSE IF (MOMGRADE = 6 OR MOMGRADE = 7 OR DADGRADE = 6 OR DADGRADE = 7)
  THEN PARGRADE = 3;
ELSE IF (MOMGRADE = 3 OR DADGRADE = 3) THEN PARGRADE = 2;
ELSE IF ( (MOMGRADE = 4 OR MOMGRADE = 5) OR (DADGRADE = 4 OR
  DADGRADE = 5) ) | (MOMGRADE = 1 OR MOMGRADE = 2 OR DADGRADE = 1
  OR DADGRADE = 2) THEN PARGRADE = 1;
ELSE IF (MOMGRADE = -1 AND DADGRADE = -1) THEN PARGRADE = 9;
```

PARNTCOL

```

IF ( MOMGRADE = -1 AND DADGRADE NE -1)
  THEN MOMGRADE =DADGRADE;
IF (DADGRADE = -1 AND MOMGRADE NE -1)
  THEN DADGRADE = MOMGRADE;
IF (MOMGRADE = 8 OR MOMGRADE = 9) AND (DADGRADE = 8 OR DADGRADE = 9)
  THEN PARNTCOL =3;
ELSE
  IF (MOMGRADE = 8 | MOMGRADE =9) | (DADGRADE = 8 | DADGRADE =9)
    THEN PARNTCOL =2;
ELSE
  IF (1 <= MOMGRADE <=7) AND (1 <=DADGRADE<=7) THEN PARNTCOL = 1;
ELSE PARNTCOL = .;

```

PARNTHS

```

IF( (6 <=MOMGRADE<=9) | ((MOMGRADE =4 | MOMGRADE=5)
  AND MOMDIPL=1) | MOMGRADE=3) AND
((6 <=DADGRADE<=9) | ((DADGRADE =4 | DADGRADE=5)
  AND DADDIPL=1) | DADGRADE=3)
THEN PARNTHS=3;
ELSE
IF ( (6 <=MOMGRADE<=9) | ((MOMGRADE =4 | MOMGRADE=5)
  AND MOMDIPL=1) | MOMGRADE=3) | ((6 <=DADGRADE<=9) |
  ((DADGRADE =4 | DADGRADE=5) AND DADDIPL=1) | DADGRADE=3)
  THEN PARNTHS =2;
ELSE
  IF (1 <=MOMGRADE<=2) | (MOMGRADE =4 | MOMGRADE=5) AND
    (8 <=DADGRADE<=9) | (DADGRADE =4 | DADGRADE=5)
    THEN PARNTHS =1;
  ELSE PARNTHS = .;

```

MOMEMPLD

```

IF (MOMWORK = 1 | (MOMWORK=2 AND MOMLEAVE=1)) AND
  MOMHOURS>=35 THEN MOMEMPLD =1;
ELSE IF (MOMWORK = 1 | (MOMWORK=2 AND MOMLEAVE=1)) AND
  MOMHOURS<35 THEN MOMEMPLD =2;
ELSE IF (MOMWORK = 1 | (MOMWORK=2 AND MOMLEAVE=1)) AND
  MOMHOURS = . THEN MOMEMPLD =3;
ELSE IF (MOMWORK =2 AND MOMLEAVE=2) AND ( MOMLOOK =1 AND
  (MOMPUBL=1 | MOMPRIV=1 | MOMEMPL=1 | MOMREL =1 | MOMADS=1))
  THEN MOMEMPLD =4;
ELSE IF MOMWORK =. THEN MOMEMPLD =.;
ELSE MOMEMPLD =5;

```

DADEMPLD

```

IF (DADWORK = 1 | (DADWORK=2 AND DADLEAVE=1)) AND
  DADHOURS>=35 THEN DADEMPLD =1;
ELSE IF (DADWORK = 1 | (DADWORK=2 AND DADLEAVE=1)) AND
  DADHOURS<35 THEN DADEMPLD =2;
ELSE IF (DADWORK =1 | (DADWORK=2 AND DADLEAVE=1)) AND
  DADHOURS = . THEN DADEMPLD =3;
ELSE IF (DADWORK =2 AND DADLEAVE=2) AND ( DADLOOK =1 AND
  (DADPUBL=1 | DADPRIV=1 | DADEMPL=1 | DADREL=1 | DADADS=1))
  THEN DADEMPLD =4;
ELSE IF DADWORK =. THEN DADEMPLD =.;
ELSE DADEMPLD =5;

```


MOMLABOR

```

IF (MOMWORK = 1 | (MOMWORK=2 AND MOMLEAVE=1))
  THEN MOMLABOR = 1;
ELSE IF ((MOMWORK=2 AND MOMLEAVE=2) AND MOMLOOK=1)
  AND (MOMPUBL=1 | MOMPRIV=1 | MOMEMPL=1 | MOMREL=1 |
  MOMADS=1) THEN MOMLABOR = 2;
ELSE IF MOMACTY = 1 THEN MOMLABOR = 3;
ELSE IF MOMACTY = 2 THEN MOMLABOR = 4;
ELSE IF MOMACTY = 3 | MOMACTY=4 THEN MOMLABOR = 5;
ELSE IF (MOMWORK = . AND MOMACTY=.) THEN MOMLABOR =.;
ELSE MOMLABOR = 6;

```

DADLABOR

```

IF (DADWORK = 1 | (DADWORK=2 AND DADLEAVE=1))
  THEN DADLABOR = 1;
ELSE IF ((DADWORK=2 AND DADLEAVE=2) AND DADLOOK=1)
  AND (DADPUBL=1 | DADPRIV=1 | DADEEMPL=1 | DADREL=1 |
  DALADS=1) THEN DADLABOR = 2;
ELSE IF DADACTY = 1 THEN DADLABOR = 3;
ELSE IF DADACTY = 2 THEN DADLABOR = 4;
ELSE IF DADACTY = 3 | DADACTY=4 THEN DADLABOR = 5;
ELSE IF (DADWORK = . AND DADACTY=.) THEN DADLABOR =.;
ELSE DADLABOR = 6;

```

ALLGRADE

```

IF (GRADE = '-1' AND GRADEEQ = '-1') THEN ALLGRADE = '0';
ELSE IF (('1' <= GRADE <='5') | GRADE='N' | GRADE='K' |
  GRADE='P' | GRADE='T') THEN ALLGRADE=GRADE;
ELSE IF (('6' <=GRADE <='7')
  OR (GRADE = '-1') AND (GRADEEQ NE ' ' &
  GRADEEQ NE '-7' & GRADEEQ NE '-8' & GRADEEQ NE '-9'))
  THEN ALLGRADE=GRADEEQ;
ELSE IF (('6' <=GRADE <='7') AND (GRADEEQ = ' ' |
  GRADEEQ = '-7' | GRADEEQ = '-8' | GRADEEQ = '-9'))
  THEN ALLGRADE='6';
ELSE ALLGRADE = ' ';

```

FAMTYPE

```

IF ((MOTHER=1 | FEMGUARD=1) AND (FATHER=2 AND
  MALGUARD=2)) | ((FATHER=1 | MALGUARD=1) AND
  (MOTHER=2 & FEMGUARD=2)) THEN FAMTYPE = 1;
ELSE IF (MOTHER=1 | FEMGUARD=1) AND (FATHER=1 | MALGUARD=1)
  THEN FAMTYPE=2;
ELSE IF (FEMGUARD=2 AND MOTHER=2 & FATHER=2 & MALGUARD=2)
  THEN FAMTYPE=3;

```

```

IF ( MAINRSLT = 'PF' | MAINRSLT = 'PN') THEN DO;

```

ANYCARE

```

IF (RELCCARE = 1 | NRELCCARE = 1 | DAYCARE = 1 |
  PREKNURS = 1 | PROGCOD1 = '6' | PROGCOD2='6' |
  PROGCOD3='6' | AFTRKIND=1) THEN ANYCARE=1;
ELSE IF (RELCCARE = . & NRELCCARE = . & DAYCARE = . &
  PREKNURS = . & PROGCOD1=' ' & PROGCOD2=' ' &
  PROGCOD3= ' ' & AFTRKIND=.) THEN ANYCARE=.;

```

ELSE ANYCARE = 0;

PRIMCARE

IF (DHRSTOT = PHRSTOT) & (SUM(DHRSTOT,PHRSTOT) > 49)
THEN DCNFLAG = 1;
ELSE DCNFLAG = 0;

IF ANYCARE = 0 THEN PRIMCARE = 0;
ELSE IF ANYCARE = 1 & (RELCARE = 2 & NRELCARE = 2 &
DAYCARE = 2 & PREKNURS = 2) THEN PRIMCARE = 0;

IF (RELHRS = . & NRELHRS = . & DHRSTOT = . & PHRSTOT = .) &
(RELCARE = . & NRELCARE = . & DAYCARE = . & PREKNURS = .)
THEN PRIMCARE = .;

IF (RELHRS = . & NRELHRS = . & DHRSTOT = . & PHRSTOT = .) &
(RELCARE = 1 | NRELCARE = 1 | DAYCARE = 1 | PREKNURS = 1)
THEN DO;

IF RELCARE = 1 & (RELHOME = 1 | RELHOME = 3) &
(NRELCARE NE 1 & DAYCARE NE 1 & PREKNURS NE 1)
THEN PRIMCARE = 1;

ELSE IF RELCARE = 1 & (RELHOME = 2) &
(NRELCARE NE 1 & DAYCARE NE 1 & PREKNURS NE 1)
THEN PRIMCARE = 2;

ELSE IF NRELCARE = 1 & (NRELHOME = 1 | NRELHOME = 3) &
(RELCARE NE 1 & DAYCARE NE 1 & PREKNURS NE 1)
THEN PRIMCARE = 3;

ELSE IF NRELCARE = 1 & (NRELHOME = 2) &
(RELCARE NE 1 & DAYCARE NE 1 & PREKNURS NE 1)
THEN PRIMCARE = 4;

ELSE IF DAYCARE = 1 & (RELCARE NE 1 & NRELCARE NE 1 & PREKNURS NE 1)
THEN PRIMCARE = 5;

ELSE IF PREKNURS = 1 & (RELCARE NE 1 & NRELCARE NE 1 & DAYCARE NE 1)
THEN PRIMCARE = 6;

ELSE PRIMCARE = .;

END;

IF DCNFLAG = 1 AND TRIM(ALLGRADE) = 'N' THEN PRIMCARE = 6;
ELSE IF DCNFLAG = 1 THEN PRIMCARE = 5;

X = MAX (RELHRS, NRELHRS, DHRSTOT, PHRSTOT);

IF (X > 0) THEN DO;

IF ((X = RELHRS & (X = NRELHRS | X = DHRSTOT | X = PHRSTOT)) |
(X = NRELHRS & (X = DHRSTOT | X = PHRSTOT)) |
(X = DHRSTOT & X = PHRSTOT))
THEN PRIMCARE = 7;

ELSE IF ((X = RELHRS) & (RELHOME = 1 | RELHOME = 3)) THEN PRIMCARE = 1;

ELSE IF ((X = RELHRS) & (RELHOME = 2)) THEN PRIMCARE = 2;

ELSE IF ((X = NRELHRS) & (NRELHOME = 1 | NRELHOME = 3))
THEN PRIMCARE = 3;

ELSE IF ((X = NRELHRS) & (NRELHOME = 2)) THEN PRIMCARE = 4;

ELSE IF X = DHRSTOT THEN PRIMCARE = 5;

ELSE IF X = PHRSTOT THEN PRIMCARE = 6;

END;

HRSCARE

```
IF ANYCARE = 0 THEN HRSCARE = 0;
ELSE IF (RELCARE = 1 | NRELCARE = 1 | DAYCARE = 1 |
  PREKNURS = 1 | PROGCOD1 = 6 | PROGCOD2 = 6 | PROGCOD3 = 6)
  THEN DO;
  IF DCNFLAG = 1 THEN HRSCARE = SUM(DHRSTOT,RELHRS,NRELHRS);
  ELSE HRSCARE = SUM(RELHRS,NRELHRS,DHRSTOT,PHRSTOT,PGHRSTOT);
END;
```

RATIODC

```
MAXDCH = MAX(DAYCHRS1, DAYCHRS2, DAYCHRS3, DAYCHRS4);
```

```
IF MAXDCH = DAYCHRS1 THEN
  DCKIDSAD = DAYCKID1 / DAYCADL1;
ELSE IF MAXDCH = DAYCHRS2 THEN
  DCKIDSAD = DAYCKID2 / DAYCADL2;
ELSE IF MAXDCH = DAYCHRS3 THEN
  DCKIDSAD = DAYCKID3 / DAYCADL3;
ELSE IF MAXDCH = DAYCHRS4 THEN
  DCKIDSAD = DAYCKID4 / DAYCADL4;
```

```
RATIODC = ROUND(DCKIDSAD);
```

RATIOPRK

```
MAXPKH = MAX(PREKHRS1, prekHRS2, prekHRS3, prekHRS4);
```

```
IF MAXpkh = prekHRS1 THEN
  PRKIDSAD = prekKID1 / prekADL1;
ELSE IF MAXPKH = prekHRS2 THEN
  PRKIDSAD = prekKID2 / prekADL2;
ELSE IF MAXPKH = prekHRS3 THEN
  PRKIDSAD = prekKID3 / prekADL3;
ELSE IF MAXPKH = prekHRS4 THEN
  PRKIDSAD = prekKID4 / prekADL4;
```

```
RATIOPRK = ROUND(PRKIDSAD);
```

TYPECARE

```
IF ANYCARE = 0 THEN TYPECARE = 0;
ELSE IF (RELCARE = 1 | NRELCARE = 1) THEN DO;
  IF (PROGCOD1 = '6' | PROGCOD2 = '6' | PROGCOD3 = '6' |
    DAYCARE = 1 | PREKNURS = 1 ) THEN TYPECARE = 3;
  ELSE TYPECARE = 1;
END;
ELSE IF (PROGCOD1 = '6' | PROGCOD2 = '6' | PROGCOD3 = '6' |
  DAYCARE = 1 | PREKNURS = 1) THEN TYPECARE = 2;
ELSE TYPECARE = .;
IF ((TYPECARE = 0 | TYPECARE = .) & AFTRKIND = 1) THEN TYPECARE = 2;
```

REPTKIND

```
IF (((GRADE = 'K' | GRADE = 'T' | GRADE = 'P') AND
  (LASTYEAR = 'K' | LASTYEAR = 'T' | LASTYEAR = 'P')) |
  KINDYEAR = 2) THEN REPTKIND = 1;
ELSE IF ((GRADE = 'K' | GRADE = 'T' | GRADE = 'P') &
  (LASTYEAR NE 'K' & LASTYEAR NE 'T' AND LASTYEAR NE 'P'))
```

```

AND (KINDYEAR NE 2) THEN REPTKIND=0;
ELSE IF (GRADE = 'N' | GRADE = ' ') | (LASTYEAR = ' ' | KINDYEAR = .)
THEN REPTKIND = .;

```

EVERCARE

```

IF (REL CARE = 1 | NREL CARE = 1 | DAYCARE = 1 |
PREKNURS = 1 | AFTRKIND = 1 | RELEVER = 1 |
NRELEVER = 1 | PROGCOD1 = '6' | PROGCOD2 = '6' |
PROGCOD3 = '6' | DAYCEVER = 1 | PREKEVER = 1)
THEN EVERCARE = 1;
ELSE IF (REL CARE = . & NREL CARE = . & DAYCARE = . &
PREKNURS = . & AFTRKIND = . & RELEVER = . & NRELEVER = . &
PROGCOD1 = ' ' & PROGCOD2 = ' ' & PROGCOD3 = ' '
& DAYCEVER = . & PREKEVER = .) THEN EVERCARE = .;
ELSE EVERCARE = 0;

IF (EVERCARE=0 & AFTRKIND = 1) THEN EVERCARE=1;

```

AGEKIND

```

IF (DOBMM = . | DOBY Y = .) THEN AGEKIND = .;
ELSE IF ((GRADE='K' | GRADE='T' | GRADE = 'P') AND KINDYEAR=1) THEN DO;
IF DOBMM <= 9 THEN DO;
AKMO = (9 - DOBMM);
AKYR = (90 - DOBY Y);
AKMOC = AKMO;
AKYRC = AKYR;
AGEKIND = AKYRC || AKMOC;
END;

ELSE IF DOBMM > 9 THEN DO;
AKMO = (21 - DOBMM);
AKYR = (89 - DOBY Y);
AKMOC = AKMO;
AKYRC = AKYR;

AGEKIND = AKYRC || AKMOC;
END;
END;
ELSE IF ((GRADE='K' | GRADE='T' | GRADE = 'P') AND
(KINDYEAR=2 | (LASTYEAR = 'K' | LASTYEAR = 'T' | LASTYEAR = 'P')))
THEN DO;

IF DOBMM <= 9 THEN DO;
AKMO = 9 - DOBMM;
AKYR = 89 - DOBY Y;
AKMOC = AKMO;
AKYRC = AKYR;
AGEKIND = AKYRC || AKMOC;
END;
ELSE IF DOBMM > 9 THEN DO;
AKMO = 21 - DOBMM;
AKYR = 88 - DOBY Y;
AKMOC = AKMO;
AKYRC = AKYR;
AGEKIND = AKYRC || AKMOC;
END;
IF AKYR > AGE90 THEN AGEKIND = ' ';
END;

```

```
IF (AGEKIND = '.' | AGEKIND = '..' | AGEKIND = '..'  
    | AGEKIND = '...' | AKYR < 3)  
    THEN AGEKIND = ' ';
```

```
END;
```

```
IF MAINRSLT = 'EN' | MAINRSLT = 'EF' THEN DO;
```

```
IF SCHLPUBL = 1 THEN SCHTYPE = 1;  
ELSE IF SCHLCHUR = 1 THEN SCHTYPE = 2;  
ELSE IF SCHLCHUR = 2 THEN SCHTYPE = 3;  
ELSE SCHTYPE = .;
```

SCHTYPE

```
IF (ERELCARE = 1 | ENRELCAR = 1 | EDAYCARE = 1 |  
    EPREK = 1) THEN PASTCARE = 1;  
ELSE IF (ERELCARE = . & ENRELCAR = . & EDAYCARE = . &  
    EPREK = .) THEN PASTCARE = .;  
ELSE PASTCARE = 0;
```

PASTCARE

```
IF PASTCARE = 0 THEN ESPATH = 1;  
ELSE IF (ERELCARE = 1 | ENRELCAR = 1) THEN DO;  
    IF (EDAYCARE = 1 AND EPREK = 1) THEN ESPATH = 8;  
    ELSE IF EPREK = 1 THEN ESPATH = 6;  
    ELSE IF EDAYCARE = 1 THEN ESPATH = 4;  
    ELSE ESPATH = 2;  
END;  
ELSE IF (EDAYCARE = 1 & EPREK = 1) THEN ESPATH = 7;  
ELSE IF EPREK = 1 THEN ESPATH = 5;  
ELSE IF EDAYCARE = 1 THEN ESPATH = 3;  
ELSE ESPATH = .;
```

ESPATH

```
IF EVERKIND = 2 THEN KINDTYPE = 7;  
ELSE IF (KINDPUBL = 1 & KINDFULL = 1) THEN KINDTYPE = 1;  
ELSE IF (KINDPUBL = 1 & KINDFULL = 2) THEN KINDTYPE = 2;  
ELSE IF KINDPUBL = 2 THEN DO;  
    IF KINDCHRC = 1 THEN DO;  
        IF KINDFULL = 1 THEN KINDTYPE = 3;  
        ELSE IF KINDFULL = 2 THEN KINDTYPE = 4;  
    END;  
ELSE IF KINDCHRC = 2 THEN DO;  
    IF KINDFULL = 1 THEN KINDTYPE = 5;  
    ELSE IF KINDFULL = 2 THEN KINDTYPE = 6;  
END;  
END;
```

KINDTYPE

```
IF (KINDYY = . | DOBY = . | DOBMM = .) THEN AGEKIND = .;  
ELSE IF KINDYY NE . THEN DO;  
    IF KINDMM = . THEN KINDMM = 9;
```

AGEKIND

```

IF DOBMM <= KINDMM THEN DO;
  AKMO = KINDMM - DOBMM;
  AKYR = KINDYY - DOBY;
  AKMOC = AKMO;
  AKYRC = AKYR;
  AGEKIND = AKYRC || AKMOC;
  END;
ELSE IF DOBMM > KINDMM THEN DO;
  AKMO = ((KINDMM + 12) - DOBMM);
  AKYR = ((KINDYY - 1) - DOBY);
  AKMOC = AKMO;
  AKYRC = AKYR;
  AGEKIND = AKYRC || AKMOC;
  END;

IF ( AKYR < 3 ) | ( AKYR > AGE90 ) THEN AGEKIND = ' ' ;
END;

```

AGEFIRST

```

IF ( FIRSTYY = . | DOBMM = . | DOBY = . ) THEN AGEFIRST = . ;
ELSE DO;
  IF FIRSTMM = . THEN FIRSTMM = 9;

  IF DOBMM <= FIRSTMM THEN DO;
    AKMO1 = FIRSTMM - DOBMM;
    AKYR1 = FIRSTYY - DOBY;
    AKMO1C = AKMO1;
    AKYR1C = AKYR1;
    AGEFIRST = AKYR1C || AKMO1C;
    END;

  ELSE IF DOBMM > FIRSTMM THEN DO;
    AKMO1 = ((FIRSTMM + 12) - DOBMM);
    AKYR1 = ((FIRSTYY - 1) - DOBY);
    AKMO1C = AKMO1;
    AKMO1C = AKMO1;
    AKYR1C = AKYR1;
    AGEFIRST = AKYR1C || AKMO1C;
    END;

  END;

IF AGEKIND = ' ' | AGEKIND = ' . ' THEN AGEKIND = ' ' ;
IF ((AGEFIRST = ' ' | AGEFIRST = ' . '
  | AKYR1 < 4 ) | ((GRADE > ' 1' ) AND ( AKYR1 > AGE90 )))
  THEN AGEFIRST = ' ' ;

```

REPEAT

```

IF ENROLL = . THEN REPEAT = . ;
ELSE IF ENROLL = 1 THEN DO;
  IF KINDYRS = 2 THEN DO;
    IF ( REPT1ST = 1 | REPT2ND = 1 | REPT3RD = 1 ) THEN REPEAT = 5;
    ELSE REPEAT = 1;
    END;
  ELSE IF KINDYRS = 1 THEN DO;
    IF ((REPT1ST = 1 AND REPT2ND = 1) | (REPT1ST = 1 AND REPT3RD = 1) |
      (REPT2ND = 1 AND REPT3RD = 1)) THEN REPEAT = 6;
    ELSE IF REPT1ST = 1 THEN REPEAT = 2;
    ELSE IF REPT2ND = 1 THEN REPEAT = 3;

```

```
ELSE IF REPT3RD=1 THEN REPEAT=4;
ELSE REPEAT=0;
END;
END;
```

```
END;
```

```
LABEL RACEETHN='DERIVED: RACE-ETHNICITY'
PRIMCARE='D: REG NONPAR CARE SPNDS > TIME'
FAMDAYC='D: CURRENTLY IN FAMILY DAY CARE'
ANYCARE='D: PREPRIM CHLD NOW IN REG NONPAR CARE'
PASTCARE='D:IN REG NONPAR CARE PRI| START ELEM S?'
EVERCARE='D: PS: CUR/PAST REG NONPARENTAL CARE?'
HRSCARE='D: TOTAL HRS/WEEK IN REG NONPAR CARE'
NUMCARE='D: NUM TYPES CURRENT, NONPARENTAL CARE'
DCKIDSAD='D: RATIO OF CH TO ADULTS IN DAYC'
RATIODC='D: ROUNDED RATIO CH/ADULTS IN DAYC'
PRKIDSAD='D: RATIO OF CH TO ADULTS IN PREK NUR'
RATIOPRK='D:ROUNDED RATIO CH/ADULTS IN PREK NUR'
AGEKIND='D: AGE YRS&MO AT ENTRY INTO KGARTEN'
AGEFIRST='D: AGE YRS&MO AT ENTRY INTO 1ST GR'
REPEAT='D: RETENTION HISTORY OF PRIMARY SCHL CH'
PARGRADE='D: HIGHEST LEVEL OF PARENTAL EDUCATION'
PARNTHS='D: PARENTS HIGH SCHOOL EDUCATION'
PARNTCOL='D: PARENTS COLLEGE EDUCATION'
TEENMOM='D: MOM/GUARD: AGE FIRST BECAME MOTHER'
MOMEMPLD='D: WORK STATUS OF MOTHER/STPM/F GUAR'
DADEMPLD='D: WORK STATUS OF FATHER/STPF/M GUAR'
MOMLABOR='D: MOTHER LABOR FORCE PARTICN'
DADLABOR='D: FATHER LABOR FORCE PARTICN'
TYPECARE='D: CH CARE CURRENT HOME/CENTER/BOTH'
ALLGRADE='D: GRADE F/ CHD IN GRDED & UNGR SCH'
FAMTYPE='ONE/TWO/NO PARENT IN HH'
;
```

APPENDIX F:
CODEBOOKS:
PREPRIMARY FILE AND PRIMARY FILE

PREPRIMARY FILE CODEBOOK

PERSID = PERS KEY = BASEID || 2-DIGIT PERSNUM

PERS KEY = BASEID || 2-DIGIT PERSNUM

POSITION: 1-9
FORMAT: A9

HISPANIC = S5/S10C/S11 HISPANIC ETHNICITY

S5. Is (he/she) of Hispanic origin?

POSITION: 10-11
FORMAT: N2

RESPONSE	CODES	FREQ	UNWGTD PERCENT	WGTD PERCENT
YES.....	1	896	11.7%	11.7%
NO.....	2	6759	88.3%	88.3%
TOTALS:		7655	100.0%	100.0%

F1 RACE = S5/S10B/S11 PERSON'S RACE

S5. Is this child white/black/American Indian or Alaskan Native/Asian or Pacific Islander/another race?

POSITION: 12-13
FORMAT: N2

RESPONSE	CODES	FREQ	UNWGTD PERCENT	WGTD PERCENT
WHITE.....	1	6033	78.8%	76.1%
BLACK.....	2	984	12.9%	15.6%
NATIVE AMERICAN OR ALASKAN NATIVE.....	3	89	1.2%	1.4%
ASIAN OR PACIFIC ISLANDER.....	4	159	2.1%	1.8%
SOME OTHER RACE.....	91	390	5.1%	5.1%
TOTALS:		7655	100.0%	100.0%

PARNRELN = S7/S9 PERSON AT S6-RELATIONSHIP TO CHILD

S7. What is (NAME'S) relationship to (CHILD)?

POSITION: 14-15
FORMAT: N2

RESPONSE	CODES	FREQ	UNWGTD PERCENT	WGTD PERCENT
NATURAL OR ADOPTIVE MOTHER.....	1	5957	77.8%	79.2%
STEPMOTHER/OTHER FEMALE GUARDIAN.....	2	61	0.8%	0.8%
NATURAL OR ADOPTIVE FATHER.....	3	1374	17.9%	16.7%
STEPFATHER/OTHER MALE GUARDIAN.....	4	33	0.4%	0.5%
GRANDPARENT.....	5	162	2.1%	2.2%
BROTHER/SISTER.....	6	15	0.2%	0.2%
OTHER RELATIVE.....	7	31	0.4%	0.4%
NONRELATIVE.....	8	9	0.1%	0.1%
RESERVED CODES:				
REFUSED.....	-7	2	0.0%	(MISS)
DK.....	-8	10	0.1%	(MISS)
NOT ASCERTAINED.....	-9	1	0.0%	(MISS)
TOTALS:		7655	100.0%	100.0%

GENDER = S5 PERSON'S GENDER

S5E. Is (CHILD) male or female?

POSITION: 16-17
FORMAT: A2

RESPONSE	CODES	FREQ	UNWGTD PERCENT	WGTD PERCENT
FEMALE.....	F	3695	48.3%	48.0%
MALE.....	M	3960	51.7%	52.0%
TOTALS:		7655	100.0%	100.0%

NUMBERS = S17 TOTAL NUMBER OF PEOPLE LIVING IN HH

S17. What is the total number of people living in your household, including all children and adults?

POSITION: 18-19
FORMAT: N2

RESPONSE	UNWGTD PERCENT	WGTD PERCENT
NUMBER OF PEOPLE	100.0%	100.0%
TOTALS:	7655	7655

HOMETYPE = S19 TYPE OF HOME

S19. What kind of home do you live in?

POSITION: 20-21
FORMAT: N2

RESPONSE	UNWGTD PERCENT	WGTD PERCENT
SINGLE FAMILY HOUSE OR TOWNHOUSE	79.2%	75.4%
APARTMENT	13.1%	16.2%
SOME OTHER TYPE OF HOME	7.5%	8.4%
RESERVED CODES:		
REFUSED	0.1%	(MISS)
DK	0.1%	(MISS)
NOT ASCERTAINED	0.0%	(MISS)
TOTALS:	7655	7655

OWNHOME = S20 OWN HOME

S20. Do you own your home, rent your home, or have some other arrangement?

POSITION: 22-23
FORMAT: N2

RESPONSE	UNWGTD PERCENT	WGTD PERCENT
OWN YOUR HOME	64.5%	57.8%
RENT YOUR HOME	31.7%	38.3%
HAVE SOME OTHER ARRANGEMENT	3.9%	3.9%
TOTALS:	7655	7655

INCOMRNG = S22A TOTAL HOUSEHOLD INCOME - RANGE

S22. In studies like this, households are sometimes grouped according to income. Can you tell me which group best describes an estimate of the total income of all persons in your household over the past year. Please include income from all sources, such as salaries or other earnings, interest, retirement, and so on for all household members.

POSITION: 24-25
FORMAT: N2

RESPONSE	UNWGTD PERCENT	WGTD PERCENT
\$5,000 OR LESS	4.0%	7.4%
\$5,001 TO \$10,000	6.1%	10.4%
\$10,001 TO \$15,000	7.5%	8.2%
\$15,001 TO \$20,000	8.1%	8.7%
\$20,001 TO \$25,000	9.0%	9.6%
\$25,001 TO \$30,000	12.6%	10.9%
\$30,001 TO \$40,000	18.0%	15.4%
\$40,001 TO \$50,000	13.3%	11.2%
\$50,001 TO \$75,000	7.8%	11.6%
OVER \$75,000	100.0%	100.0%
TOTALS:	7655	7655

DOBMM = C1 MONTH OF BIRTH

C1. Before we begin, I'd like to confirm (CHILD'S) age. In what month and year was (CHILD) born?

POSITION: 26-27
FORMAT: N2

RESPONSE	CODES	FREQ	UNWGTD PERCENT	WGTD PERCENT
MONTHS.....	1	545	7.1%	7.0%
MONTHS.....	2	516	6.7%	6.8%
MONTHS.....	3	621	8.1%	7.9%
MONTHS.....	4	579	7.6%	7.3%
MONTHS.....	5	655	8.6%	8.8%
MONTHS.....	6	635	8.3%	8.5%
MONTHS.....	7	652	8.5%	8.6%
MONTHS.....	8	635	8.3%	8.3%
MONTHS.....	9	681	8.9%	9.0%
MONTHS.....	10	672	8.8%	9.1%
MONTHS.....	11	705	9.2%	9.1%
MONTHS.....	12	712	9.3%	9.4%
RESERVED CODES:				
REFUSED.....	-7	37	0.5%	(MISS)
DK.....	-8	9	0.1%	(MISS)
NOT ASCERTAINED.....	-9	1	0.0%	(MISS)
TOTALS:		7655	100.0%	100.0%

DOBYY = C1 YEAR OF BIRTH

C1. Before we begin, I'd like to confirm (CHILD'S) age. In what month and year was (CHILD) born?

POSITION: 28-29
FORMAT: N2

RESPONSE	CODES	FREQ	UNWGTD PERCENT	WGTD PERCENT
YEAR.....	83	16	0.2%	0.2%
YEAR.....	84	739	9.7%	9.9%
YEAR.....	85	2346	30.6%	29.5%
YEAR.....	86	2303	30.1%	30.2%
YEAR.....	87	2251	29.4%	30.2%
TOTALS:		7655	100.0%	100.0%

MOTHER = C2A MOTHER LIVES IN HOUSEHOLD WITH CHILD

C2. Please tell me which of the following people live in the same household with (CHILD)

A. (CHILD'S) natural or adoptive mother

POSITION: 30-31
FORMAT: N2

RESPONSE	CODES	FREQ	UNWGTD PERCENT	WGTD PERCENT
YES.....	1	7316	95.6%	95.3%
NO.....	2	338	4.4%	4.7%
RESERVED CODES:				
REFUSED.....	-7	1	0.0%	(MISS)
TOTALS:		7655	100.0%	100.0%

FEMGUARD = C2B FEMALE GUARDIAN LIVES W/ CHILD

C2. Please tell me which of the following people live in the same household with (CHILD)

B. A stepmother or other female guardian

POSITION: 32-33
FORMAT: N2

RESPONSE	CODES	FREQ	UNWGTD PERCENT	WGTD PERCENT
YES.....	1	143	1.9%	42.7%
NO.....	2	195	2.5%	57.3%
RESERVED CODES:				
INAPPLICABLE.....	-1	7317	95.6%	(MISS)
TOTALS:		7655	100.0%	100.0%

FATHER = C2C FATHER LIVES W/CHILD

C2. Please tell me which of the following people live in the same household with (CHILD)
C. (CHILD'S) natural or adoptive father

POSITION: 34-35
FORMAT: N2

RESPONSE	CODES	FREQ	UNWGTD PERCENT	WGTD PERCENT
YES.....	1	6017	78.6%	74.6%
NO.....	2	1636	21.4%	25.4%
RESERVED CODES:				
REFUSED.....	-7	2	0.0%	(MISS)
TOTALS:		7655	100.0%	100.0%

MALGUARD = C2D MALE GUARDIAN LIVES W/ CHILD

C2. Please tell me which of the following people live in the same household with (CHILD)
D. A stepfather or other male guardian

POSITION: 36-37
FORMAT: N2

RESPONSE	CODES	FREQ	UNWGTD PERCENT	WGTD PERCENT
YES.....	1	346	4.5%	19.7%
NO.....	2	1289	16.8%	80.3%
RESERVED CODES:				
INAPPLICABLE.....	-1	6019	78.6%	(MISS)
DK.....	-8	1	0.0%	(MISS)
TOTALS:		7655	100.0%	100.0%

SIBLING = C2E SIBLING LIVES W/ CHILD

C2. Please tell me which of the following people live in the same household with (CHILD)
E. Brothers and sisters including adopted or stepchildren

POSITION: 38-39
FORMAT: N2

RESPONSE	CODES	FREQ	UNWGTD PERCENT	WGTD PERCENT
YES.....	1	6242	81.5%	81.0%
NO.....	2	1412	18.4%	19.0%
RESERVED CODES:				
DK.....	-8	1	0.0%	(MISS)
TOTALS:		7655	100.0%	100.0%

GRNDPARN = C2F GRANDPARENT LIVES W/ CHILD

C2. Please tell me which of the following people live in the same household with (CHILD)
F. Grandparents

POSITION: 40-41
FORMAT: N2

RESPONSE	CODES	FREQ	UNWGTD PERCENT	WGTD PERCENT
YES.....	1	700	9.1%	8.6%
NO.....	2	6955	90.9%	91.4%
RESERVED CODES:				
DK.....	-8	7655	100.0%	100.0%

PARNMARI = C3 CHILD'S PARENTS' MARITAL STATUS

OTHREL = C2G OTHER RELATIVE LIVES W/CHILD

C3. What is (CHILD'S) parents' marital status?

C2. Please tell me which of the following people live in the same household with (CHILD)
G. Other relatives

POSITION: 46-47
FORMAT: N2

RESPONSE	CODES	FREQ	UNWGTD PERCENT	WGTD PERCENT
MARRIED.....	1	5690	74.3%	70.0%
SEPARATED.....	2	351	4.6%	5.3%
DIVORCED.....	3	774	10.1%	11.5%
WIDOWED.....	4	46	0.6%	0.6%
LIVING TOGETHER.....	5	102	1.3%	1.5%
NOT MARRIED.....	6	692	9.0%	11.2%
TOTALS:		7655	100.0%	100.0%

RESPONSE	CODES	FREQ	UNWGTD PERCENT	WGTD PERCENT
YES.....	1	476	6.2%	6.2%
NO.....	2	7178	93.8%	93.8%
RESERVED CODES:				
DK.....	-8	1	0.0%	(MISS)
TOTALS:		7655	100.0%	100.0%

ENROLL = C4 CHILD ATTENDING OR ENROLLED IN SCHOOL

NONREL = C2H NON-RELATIVE LIVES W/ CHILD

C4. Is (CHILD) attending or enrolled in school?

C2. Please tell me which of the following people live in the same household with (CHILD)
H. Non-relatives

POSITION: 48-49
FORMAT: N2

RESPONSE	CODES	FREQ	UNWGTD PERCENT	WGTD PERCENT
YES.....	1	4782	62.5%	61.1%
NO.....	2	2873	37.5%	38.9%
TOTALS:		7655	100.0%	100.0%

RESPONSE	CODES	FREQ	UNWGTD PERCENT	WGTD PERCENT
YES.....	1	186	2.4%	2.5%
NO.....	2	7469	97.6%	97.5%
TOTALS:		7655	100.0%	100.0%

HOMESCHL = C5 HOME SCHOOLING OR TUTORING

C5. Is (CHILD) having home schooling or tutoring, or going to an alternative educational program?

POSITION: 50-51
FORMAT: N2

RESPONSE	CODES	FREQ	UNWGTD PERCENT	WGTD PERCENT
YES, HOME SCHOOL.....	1	4	0.1%	100.0%
RESERVED CODES:				
INAPPLICABLE.....	-1	7651	99.9%	(MISS)
TOTALS:		7655	100.0%	100.0%

GRADE = C6 GRADE OR YEAR CHILD IS ATTENDING

C6. What grade or year is (CHILD) attending?

POSITION: 52-53
FORMAT: A2

RESPONSE	CODES	FREQ	UNWGTD PERCENT	WGTD PERCENT
UNGRADED SPECIAL ED.....	6	20	0.3%	0.4%
OTHER UNGRADED.....	7	30	0.4%	0.7%
KINDERGARTEN.....	K	2463	32.2%	50.7%
NURSERY/PREKINDERGARTEN.....	N	2187	28.6%	46.3%
PRE-FIRST/TRANS. FIRST.....	P	69	0.9%	1.6%
TRANSITIONAL KINDERGARTEN.....	T	13	0.2%	0.2%
RESERVED CODES:				
INAPPLICABLE.....	-1	2873	37.5%	(MISS)
TOTALS:		7655	100.0%	100.0%

GRADEEQ = C7 GRADE EQUIVALENT IF REGULAR GRADES

C7. What grade would (CHILD) be attending if (he/she) were in a school with regular grades?

POSITION: 54-55
FORMAT: A2

RESPONSE	CODES	FREQ	UNWGTD PERCENT	WGTD PERCENT
UNGRADED SPECIAL ED.....	6	11	0.1%	23.7%
KINDERGARTEN.....	K	11	0.1%	21.4%
NURSERY/PREKINDERGARTEN.....	N	29	0.4%	54.9%
RESERVED CODES:				
INAPPLICABLE.....	-1	7601	99.3%	(MISS)
REFUSED.....	-7	1	0.0%	(MISS)
DK.....	-8	2	0.0%	(MISS)
TOTALS:		7655	100.0%	100.0%

LASTYEAR = C7A GRADE OR YEAR OF SCHOOL CHILD IN LAS

C7A. What grade or year of school was (CHILD) enrolled in last year?

POSITION: 56-57
FORMAT: A2

RESPONSE	CODES	FREQ	UNWGTD PERCENT	WGTD PERCENT
NOT ENROLLED LAST YEAR.....	0	14	0.2%	12.3%
KINDERGARTEN.....	K	47	0.6%	66.1%
NURSERY/PREKINDERGARTEN.....	N	13	0.2%	12.9%
PRE-FIRST/TRANS. FIRST.....	P	5	0.1%	4.9%
TRANSITIONAL KINDERGARTEN.....	T	3	0.0%	3.7%
RESERVED CODES:				
INAPPLICABLE.....	-1	7573	98.9%	(MISS)
TOTALS:		7655	100.0%	100.0%

REL CARE = P1A NOW RECEIVE CARE FROM RELATIVE

P1A. Is (CHILD) now receiving care on a regular basis from a relative other than you (and (OTHER PARENT/ GUARDIAN))?. This includes brothers and sisters, grandparents, or any other relatives.

POSITION: 58-59
FORMAT: N2

RESPONSE	CODES	FREQ	UNWGTD PERCENT	WGTD PERCENT
YES.....	1	1256	16.4%	16.0%
NO.....	2	6395	83.5%	84.0%
RESERVED CODES:				
REFUSED.....	-7	1	0.0%	(MISS)
DK.....	-8	1	0.0%	(MISS)
NOT ASCERTAINED.....	-9	2	0.0%	(MISS)
TOTALS:		7655	100.0%	100.0%

RELHOME = P1B RELATIVE CARE IN CHILD'S HOME

P1B. Is that care provided in your home or in another home?

POSITION: 60-61
FORMAT: N2

RESPONSE	CODES	FREQ	UNWGTD PERCENT	WGTD PERCENT
OWN HOME.....	1	407	5.3%	32.3%
OTHER HOME.....	2	739	9.7%	59.2%
BOTH/VARIES.....	3	110	1.4%	8.5%
RESERVED CODES:				
INAPPLICABLE.....	-1	6399	83.6%	(MISS)
TOTALS:		7655	100.0%	100.0%

RELHRS = P1C HOURS OF CARE PER WEEK-RELATIVE

P1C. How many hours each week does (CHILD) receive care from all relatives other than you [and (OTHER PARENT/GUARDIAN)]?

POSITION: 62-63
FORMAT: N2

RESPONSE	CODES	FREQ	UNWGTD PERCENT	WGTD PERCENT
HOURS CARE PROVIDED.....	1-84	1210	15.8%	100.0%
RESERVED CODES:				
INAPPLICABLE.....	-1	6399	83.6%	(MISS)
REFUSED.....	-7	2	0.0%	(MISS)
DK.....	-8	39	0.5%	(MISS)
NOT ASCERTAINED.....	-9	5	0.1%	(MISS)
TOTALS:		7655	100.0%	100.0%

RELEVER = P1D EVER RECEIVE CARE FROM RELATIVE

P1D. Has (CHILD) ever received care on a regular basis from a relative other than you [and (OTHER PARENT/ GUARDIAN)]?

POSITION: 64-65
FORMAT: N2

RESPONSE	CODES	FREQ	UNWGTD PERCENT	WGTD PERCENT
YES.....	1	1037	13.5%	16.1%
NO.....	2	5353	69.9%	83.9%
RESERVED CODES:				
INAPPLICABLE.....	-1	1256	16.4%	(MISS)
REFUSED.....	-7	1	0.0%	(MISS)
DK.....	-8	3	0.0%	(MISS)
NOT ASCERTAINED.....	-9	5	0.1%	(MISS)
TOTALS:		7655	100.0%	100.0%

NREL CARE = P2A NOW RECEIVE CARE FROM NONRELATIVE

P2A. Is (CHILD) now receiving care on a regular basis from someone who is not related to (him/her)? This includes neighbors, friends, or home child care providers, but does not include organized settings like daycare centers.

POSITION: 66-67
FORMAT: N2

RESPONSE	CODES	FREQ	UNWGTD PERCENT	WGTD PERCENT
YES.....	1	1161	15.2%	14.2%
NO.....	2	6491	84.8%	85.8%
RESERVED CODES:				
REFUSED.....	-7	1	0.0%	(MISS)
DK.....	-8	1	0.0%	(MISS)
NOT ASCERTAINED.....	-9	1	0.0%	(MISS)
TOTALS:		7655	100.0%	100.0%

NRELHOME = P2B NONRELATIVE CARE IN CHILD'S HOME

P2B. Is that care provided in your home or in another home?

POSITION: 68-69
FORMAT: N2

RESPONSE	CODES	FREQ	UNWGTD PERCENT	WGTD PERCENT
OWN HOME.....	1	240	3.1%	19.2%
OTHER HOME.....	2	891	11.6%	78.6%
BOTH/VARIES.....	3	23	0.3%	2.2%
RESERVED CODES:				
INAPPLICABLE.....	-1	6494	84.8%	(MISS)
DK.....	-8	3	0.0%	(MISS)
NOT ASCERTAINED.....	-9	4	0.1%	(MISS)
TOTALS:		7655	100.0%	100.0%

NRELHRS = P2C HOURS OF CARE PER WEEK-NONRELATIVE

P2C. How many hours each week does (CHILD) receive care from all nonrelatives who provide care?

POSITION: 70-71
FORMAT: N2

RESPONSE	CODES	FREQ	UNWGTD PERCENT	WGTD PERCENT
HOURS CARE PROVIDED.....	1-72	1153	15.1%	100.0%
RESERVED CODES:				
INAPPLICABLE.....	-1	6494	84.8%	(MISS)
REFUSED.....	-7	2	0.0%	(MISS)
DK.....	-8	6	0.1%	(MISS)
TOTALS:		7655	100.0%	100.0%

NRELEVER = P2D EVER RECEIVED CARE FROM NONRELATIVE

P2D. Has (CHILD) ever received care on a regular basis from a nonrelative?

POSITION: 72-73
FORMAT: N2

RESPONSE	CODES	FREQ	UNWGTD PERCENT	WGTD PERCENT
YES.....	1	1649	21.5%	24.5%
NO.....	2	4833	63.1%	75.5%
RESERVED CODES:				
INAPPLICABLE.....	-1	1161	15.2%	(MISS)
DK.....	-8	8	0.1%	(MISS)
NOT ASCERTAINED.....	-9	4	0.1%	(MISS)
TOTALS:		7655	100.0%	100.0%

DAYCARE = P3A CHILD NOW ATTENDS DAYCARE CENTER

P3A. Is (CHILD) now going to a daycare center?

POSITION: 74-75
FORMAT: N2

RESPONSE	CODES	FREQ	UNWGTD PERCENT	WGTD PERCENT
YES.....	1	1383	18.1%	17.6%
NO.....	2	6269	81.9%	82.4%
RESERVED CODES:				
DK.....	-8	1	0.0%	(MISS)
NOT ASCERTAINED.....	-9	2	0.0%	(MISS)
TOTALS:		7655	100.0%	100.0%

DAYCNUM = P38 # OF DAYCARE CENTERS NOW ATTENDING

P38. How many different daycare centers does (CHILD) currently go to?

POSITION: 76-77
FORMAT: N2

RESPONSE	CODES	FREQ	UNWGTD PERCENT	WGTD PERCENT
# OF DAYCARE CENTERS CURRENTLY ATTENDI	1	1365	17.8%	98.9%
# OF DAYCARE CENTERS CURRENTLY ATTENDI	2	17	0.2%	1.1%
# OF DAYCARE CENTERS CURRENTLY ATTENDI	3	1	0.0%	0.1%
RESERVED CODES:				
INAPPLICABLE.....	-1	6272	81.9%	(MISS)
TOTALS:		7655	100.0%	100.0%

DAYCDAY1 = P3C # OF DAYS EA WK CHILD ATTENDS REC# 1

P3C. How many days each week does (CHILD) go to the (first/next) daycare center?

POSITION: 78-79
FORMAT: N2

RESPONSE	CODES	FREQ	UNWGTD PERCENT	WGTD PERCENT
NA/MISSING.....		6272	81.9%	(MISS)
# OF DAYS EA WK CHILD ATTENDS DAYCARE.	1	46	0.6%	3.4%
# OF DAYS EA WK CHILD ATTENDS DAYCARE.	2	120	1.6%	8.4%
# OF DAYS EA WK CHILD ATTENDS DAYCARE.	3	160	2.1%	11.5%
# OF DAYS EA WK CHILD ATTENDS DAYCARE.	4	112	1.5%	8.4%
# OF DAYS EA WK CHILD ATTENDS DAYCARE.	5	935	12.2%	67.8%
# OF DAYS EA WK CHILD ATTENDS DAYCARE.	6	2	0.0%	0.3%
# OF DAYS EA WK CHILD ATTENDS DAYCARE.	7	2	0.0%	0.2%
RESERVED CODES:				
DK.....	-8	6	0.1%	(MISS)
TOTALS:		7655	100.0%	100.0%

DAYDAY2 = P3C # OF DAYS EA WK CHILD ATTENDS REC# 2

P3C. How many days each week does (CHILD) go to the (first/next) daycare center?

POSITION: 80-81
FORMAT: N2

RESPONSE	CODES	FREQ	UNWGTD PERCENT	WGTD PERCENT
NA/MISSING.....		7637	99.8%	(MISS)
# OF DAYS EA WK CHILD ATTENDS DAYCARE.	1	2	0.0%	11.6%
# OF DAYS EA WK CHILD ATTENDS DAYCARE.	2	11	0.1%	59.7%
# OF DAYS EA WK CHILD ATTENDS DAYCARE.	3	3	0.0%	17.2%
# OF DAYS EA WK CHILD ATTENDS DAYCARE.	5	2	0.0%	11.5%
TOTALS:		7655	100.0%	100.0%

DAYCDAY3 = P3C # OF DAYS EA WK CHILD ATTENDS REC# 3

P3C. How many days each week does (CHILD) go to the (first/next) daycare center?

POSITION: 82-83
FORMAT: N2

RESPONSE	CODES	FREQ	UNWGTD PERCENT	WGTD PERCENT
NA/MISSING.....		7654	100.0%	(MISS)
# OF DAYS EA WK CHILD ATTENDS DAYCARE.	2	1	0.0%	100.0%
TOTALS:		7655	100.0%	100.0%

DAYCHRS1 = P3D HOURS EACH WEEK CHILD ATTENDS REC# 1

P3D. How many hours each week does (CHILD) go to the (first/next) daycare center?

POSITION: 84-85
FORMAT: N2

RESPONSE	CODES	FREQ	UNWGTD PERCENT	WGTD PERCENT
NA/MISSING.....		6272	81.9%	(MISS) 100.0%
HOURS CARE PROVIDED.....	1-60	1376	18.0%	
RESERVED CODES:				
DK.....	-8	6	0.1%	(MISS)
NOT ASCERTAINED.....	-9	1	0.0%	(MISS)
TOTALS:		7655	100.0%	100.0%

DAYCHRS2 = P3D HOURS EACH WEEK CHILD ATTENDS REC# 2

P3D. How many hours each week does (CHILD) go to the (first/next) daycare center?

POSITION: 86-87
FORMAT: N2

RESPONSE	CODES	FREQ	UNWGTD PERCENT	WGTD PERCENT
NA/MISSING.....		7637	99.8%	(MISS) 100.0%
HOURS CARE PROVIDED.....	1-40	18	0.2%	
TOTALS:		7655	100.0%	100.0%

DAYCHRS3 = P3D HOURS EACH WEEK CHILD ATTENDS REC# 3

P3D. How many hours each week does (CHILD) go to the (first/next) daycare center?

POSITION: 88-89
FORMAT: N2

RESPONSE	CODES	FREQ	UNWGTD PERCENT	WGTD PERCENT
NA/MISSING.....		7654	100.0%	(MISS) 100.0%
HOURS CARE PROVIDED.....	1-60	1	0.0%	
TOTALS:		7655	100.0%	100.0%

DAYCPRG1 = P3E DAYCARE CENTER - FULL DAY/PAR REC# 1

P3E. On the days when (CHILD) goes to this daycare center, does (he/she) go for a full-day or part-day program?

POSITION: 90-91
FORMAT: N2

RESPONSE	CODES	FREQ	UNWGTD PERCENT	WGTD PERCENT
NA/MISSING.....		6272	81.9%	(MISS) 60.0%
FULL-DAY.....	1	811	10.6%	40.0%
PART-DAY.....	2	560	7.3%	
RESERVED CODES:				
DK.....	-8	9	0.1%	(MISS)
NOT ASCERTAINED.....	-9	3	0.0%	(MISS)
TOTALS:		7655	100.0%	100.0%

DAYCPRG2 = P3E DAYCARE CENTER - FULL DAY/PAR REC# 2

P3E. On the days when (CHILD) goes to this daycare center, does (he/she) go for a full-day or part-day program?

POSITION: 92-93
FORMAT: N2

RESPONSE	CODES	FREQ	UNWGTD PERCENT	WGTD PERCENT
NA/MISSING.....		7637	99.8%	(MISS) 37.7%
FULL-DAY.....	1	7	0.1%	62.3%
PART-DAY.....	2	11	0.1%	
TOTALS:		7655	100.0%	100.0%

DAYCPRG3 = P3E DAYCARE CENTER - FULL DAY/PAR REC# 3

P3E. On the days when (CHILD) goes to this daycare center, does (he/she) go for a full-day or part-day program?

POSITION: 94-95
FORMAT: N2

UNWGTD

WGTD

DAYCINS3 = P3F DAYCARE CENTER-PRESCHOOL INST REC# 3

P3F. Does the daycare center (CHILD) goes to have an educational program?

POSITION: 100-101
FORMAT: N2

RESPONSE	CODES	FREQ	UNWGTD PERCENT	WGTD PERCENT
NA/MISSING.....		7654	100.0%	(MISS) 100.0%
YES.....	1	1	0.0%	100.0%
TOTALS:		7655	100.0%	100.0%

DAYCHEA1 = P3G DAYCARE CENTER-HEAD START PRO REC# 1

P3G. Is (CHILD'S) program at this daycare center a Head Start Program?

POSITION: 102-103
FORMAT: N2

RESPONSE	CODES	FREQ	UNWGTD PERCENT	WGTD PERCENT
NA/MISSING.....		6272	81.9%	(MISS) 20.9%
YES.....	1	264	3.4%	79.1%
NO.....	2	1044	13.6%	
RESERVED CODES:				
REFUSED.....	-7	2	0.0%	(MISS) (MISS)
DK.....	-8	68	0.9%	(MISS) (MISS)
NOT ASCERTAINED.....	-9	5	0.1%	(MISS) (MISS)
TOTALS:		7655	100.0%	100.0%

DAYCHEA2 = P3G DAYCARE CENTER-HEAD START PRO REC# 2

P3G. Is (CHILD'S) program at this daycare center a Head Start Program?

POSITION: 104-105
FORMAT: N2

RESPONSE	CODES	FREQ	UNWGTD PERCENT	WGTD PERCENT
NA/MISSING.....		7637	99.8%	(MISS) 23.1%
YES.....	1	4	0.1%	76.9%
NO.....	2	14	0.2%	
TOTALS:		7655	100.0%	100.0%

DAYCINS1 = P3F DAYCARE CENTER-PRESCHOOL INST REC# 1

P3F. Does the daycare center (CHILD) goes to have an educational program?

POSITION: 96-97
FORMAT: N2

RESPONSE	CODES	FREQ	UNWGTD PERCENT	WGTD PERCENT
NA/MISSING.....		6272	81.9%	(MISS) 88.5%
YES.....	1	1195	15.6%	11.5%
NO.....	2	164	2.1%	
RESERVED CODES:				
REFUSED.....	-7	2	0.0%	(MISS) (MISS)
DK.....	-8	17	0.2%	(MISS) (MISS)
NOT ASCERTAINED.....	-9	5	0.1%	(MISS) (MISS)
TOTALS:		7655	100.0%	100.0%

DAYCINS2 = P3F DAYCARE CENTER-PRESCHOOL INST REC# 2

P3F. Does the daycare center (CHILD) goes to have an educational program?

POSITION: 98-99
FORMAT: N2

RESPONSE	CODES	FREQ	UNWGTD PERCENT	WGTD PERCENT
NA/MISSING.....		7637	99.8%	(MISS) 65.0%
YES.....	1	12	0.2%	35.0%
NO.....	2	6	0.1%	
TOTALS:		7655	100.0%	100.0%

DAYCHEA3 = P3G DAYCARE CENTER-HEAD START PRO REC# 3

P3G. Is (CHILD'S) program at this daycare center a Head Start Program?

POSITION: 106-107
FORMAT: N2

RESPONSE	CODES	FREQ	UNWGTD PERCENT	WGTD PERCENT
NA/MISSING.....	2	7654	100.0%	(MISS) 100.0%
TOTALS:		7655	100.0%	100.0%

DAYCKID1 = P3H # KIDS IN DAYCARE CENTER GROU REC# 1

P3H. How many children are usually in (CHILD'S) room or group at this daycare center?

POSITION: 108-109
FORMAT: N2

RESPONSE	CODES	FREQ	UNWGTD PERCENT	WGTD PERCENT
NA/MISSING.....	2-75	6272	81.9%	(MISS) 100.0%
# OF KIDS IN GROUP.....		1301	17.0%	
RESERVED CODES:				
DK.....	-8	76	1.0%	(MISS) 100.0%
NOT ASCERTAINED.....	-9	6	0.1%	(MISS) 100.0%
TOTALS:		7655	100.0%	100.0%

DAYCKID2 = P3H # KIDS IN DAYCARE CENTER GROU REC# 2

P3H. How many children are usually in (CHILD'S) room or group at this daycare center?

POSITION: 110-111
FORMAT: N2

RESPONSE	CODES	FREQ	UNWGTD PERCENT	WGTD PERCENT
NA/MISSING.....	4-22	7637	99.8%	(MISS) 100.0%
# OF KIDS IN GROUP.....		15	0.2%	
RESERVED CODES:				
DK.....	-8	3	0.0%	(MISS) 100.0%
TOTALS:		7655	100.0%	100.0%

DAYCKID3 = P3H # KIDS IN DAYCARE CENTER GROU REC# 3

P3H. How many children are usually in (CHILD'S) room or group at this daycare center?

POSITION: 112-113
FORMAT: N2

RESPONSE	CODES	FREQ	UNWGTD PERCENT	WGTD PERCENT
NA/MISSING.....	2-75	7654	100.0%	(MISS) 100.0%
# OF KIDS IN GROUP.....		1	0.0%	
TOTALS:		7655	100.0%	100.0%

DAYCADL1 = P3I # ADULTS IN DAYCARE CENTER GR REC# 1

P3I. How many adults are usually in (CHILD'S) room or group at this daycare center?

POSITION: 114-115
FORMAT: N2

RESPONSE	CODES	FREQ	UNWGTD PERCENT	WGTD PERCENT
NA/MISSING.....	1-12	6272	81.9%	(MISS) 100.0%
# OF ADULTS IN GROUP.....		1351	17.6%	
RESERVED CODES:				
DK.....	-8	27	0.4%	(MISS) 100.0%
NOT ASCERTAINED.....	-9	5	0.1%	(MISS) 100.0%
TOTALS:		7655	100.0%	100.0%

DAYCADL2 = P3I # ADULTS IN DAYCARE CENTER GR REC# 2

P3I. How many adults are usually in (CHILD'S) room or group at this daycare center?

POSITION: 116-117
FORMAT: N2

RESPONSE	CODES	FREQ	UNWGTD PERCENT	WGTD PERCENT
NA/MISSING.....	1-5	7637	99.8%	(MISS) 100.0%
# OF ADULTS IN GROUP.....		17	0.2%	
RESERVED CODES:				
DK.....	-8	1	0.0%	(MISS) 100.0%
TOTALS:		7655	100.0%	100.0%

DAYCADL3 = P3J # ADULTS IN DAYCARE CENTER GR REC# 3

P3J. How many adults are usually in (CHILD'S) room or group at this daycare center?

POSITION: 118-119
FORMAT: N2

RESPONSE	CODES	FREQ	UNWGTD PERCENT	WGTD PERCENT
NA/MISSING.....		7654	100.0%	(MISS)
# OF ADULTS IN GROUP.....	1-12	1	0.0%	100.0%
TOTALS:		7655	100.0%	100.0%

DAYCTAL1 = P3J DAYCARE CENTER-TALK ABOUT STA REC# 1

P3J. How often do you talk with (CHILD'S) primary care provider or teacher about how (he/she) is doing at this daycare center? Would you say . . . [READ CATEGORIES]

POSITION: 120-121
FORMAT: N2

RESPONSE	CODES	FREQ	UNWGTD PERCENT	WGTD PERCENT
NA/MISSING.....		6272	81.9%	(MISS)
EVERY TIME OR MOST TIMES CHILD GOES...	1	710	9.3%	52.6%
FREQUENTLY.....	2	418	5.5%	30.5%
OCCASIONALLY.....	3	202	2.6%	13.8%
RARELY OR NEVER.....	4	40	0.5%	3.0%
NO EXPERIENCE/NEHLY ENROLLED.....	5	3	0.0%	0.2%
RESERVED CODES:				
DK.....	-8	5	0.1%	(MISS)
NOT ASCERTAINED.....	-9	5	0.1%	(MISS)
TOTALS:		7655	100.0%	100.0%

DAYCTAL2 = P3J DAYCARE CENTER-TALK ABOUT STA REC# 2

P3J. How often do you talk with (CHILD'S) primary care provider or teacher about how (he/she) is doing at this daycare center? Would you say . . . [READ CATEGORIES]

POSITION: 122-123
FORMAT: N2

RESPONSE	CODES	FREQ	UNWGTD PERCENT	WGTD PERCENT
NA/MISSING.....		7637	99.8%	(MISS)
EVERY TIME OR MOST TIMES CHILD GOES...	1	12	0.2%	70.3%
FREQUENTLY.....	2	4	0.1%	17.5%
OCCASIONALLY.....	3	1	0.0%	5.9%
RARELY OR NEVER.....	4	1	0.0%	6.4%
TOTALS:		7655	100.0%	100.0%

DAYCTAL3 = P3J DAYCARE CENTER-TALK ABOUT STA REC# 3

P3J. How often do you talk with (CHILD'S) primary care provider or teacher about how (he/she) is doing at this daycare center? Would you say . . . [READ CATEGORIES]

POSITION: 124-125
FORMAT: N2

RESPONSE	CODES	FREQ	UNWGTD PERCENT	WGTD PERCENT
NA/MISSING.....		7654	100.0%	(MISS)
EVERY TIME OR MOST TIMES CHILD GOES...	1	1	0.0%	100.0%
TOTALS:		7655	100.0%	100.0%

DAYCDRO1 = P3K DAYCARE CENTER-DROP IN W/OUT REC# 1

P3K. Do you feel free to drop in at this daycare center without an appointment?

POSITION: 126-127
FORMAT: N2

RESPONSE	CODES	FREQ	UNWGTD PERCENT	WGTD PERCENT
NA/MISSING.....		6272	81.9%	(MISS)
YES.....	1	1357	17.7%	99.0%
NO.....	2	16	0.2%	1.0%
NO EXPERIENCE/NEWLY ENROLLED.....	3	1	0.0%	0.1%
RESERVED CODES:				
DK.....	-8	4	0.1%	(MISS)
NOT ASCERTAINED.....	-9	5	0.1%	(MISS)
TOTALS:		7655	100.0%	100.0%

DAYCDRO2 = P3K DAYCARE CENTER-DROP IN W/OUT REC# 2

P3K. Do you feel free to drop in at this daycare center without an appointment?

POSITION: 128-129
FORMAT: N2

RESPONSE	CODES	FREQ	UNWGTD PERCENT	WGTD PERCENT
NA/MISSING.....		7637	99.8%	(MISS)
YES.....	1	18	0.2%	100.0%
TOTALS:		7655	100.0%	100.0%

DAYCDRO3 = P3K DAYCARE CENTER-DROP IN W/OUT REC# 3

P3K. Do you feel free to drop in at this daycare center without an appointment?

POSITION: 130-131
FORMAT: N2

RESPONSE	CODES	FREQ	UNWGTD PERCENT	WGTD PERCENT
NA/MISSING.....		7654	100.0%	(MISS)
YES.....	1	1	0.0%	100.0%
TOTALS:		7655	100.0%	100.0%

DAYCCAL1 = P3L DAYCARE CENTER-TEACHER CALLED REC# 1

P3L. Has (CHILD'S) primary care provider or teacher at the daycare center contacted you about any problems that (CHILD) is having there?<\/p></div>

POSITION: 132-133
FORMAT: N2

RESPONSE	CODES	FREQ	UNWGTD PERCENT	WGTD PERCENT
NA/MISSING.....		6272	81.9%	(MISS)
YES.....	1	391	5.1%	28.0%
NO.....	2	981	12.8%	71.8%
NO EXPERIENCE/NEWLY ENROLLED.....	3	4	0.1%	0.2%
RESERVED CODES:				
DK.....	-8	2	0.0%	(MISS)
NOT ASCERTAINED.....	-9	5	0.1%	(MISS)
TOTALS:		7655	100.0%	100.0%

DAYCCAL2 = P3L DAYCARE CENTER-TEACHER CALLED REC# 2

P3L. Has (CHILD'S) primary care provider or teacher at the daycare center contacted you about any problems that (CHILD) is having there?<\/p></div>

POSITION: 134-135
FORMAT: N2

RESPONSE	CODES	FREQ	UNWGTD PERCENT	WGTD PERCENT
NA/MISSING.....		7637	99.8%	(MISS)
YES.....	1	6	0.1%	32.7%
NO.....	2	12	0.2%	67.3%
TOTALS:		7655	100.0%	100.0%

260

209

DAYCAL3 = P3L DAYCARE CENTER-TEACHER CALLED REC# 3

P3L. Has (CHILD/S) primary care provider or teacher at the daycare center contacted you about any problems that (CHILD) is having there?

POSITION: 136-137
FORMAT: N2

RESPONSE	CODES	FREQ	UNWGTD PERCENT	WGTD PERCENT
NA/MISSING.....	2	7654	100.0%	(MISS) 100.0%
NO.....		1	0.0%	100.0%
TOTALS:		7655	100.0%	100.0%

DAYCACT1 = P3M DAYCARE CENTER-TALK W/ CHILD, REC# 1

P3M. How often do you talk with (CHILD) about (his/her) activities at the daycare center?

POSITION: 138-139
FORMAT: N2

RESPONSE	CODES	FREQ	UNWGTD PERCENT	WGTD PERCENT
NA/MISSING.....	1	6272	81.9%	(MISS) 89.2%
EVERY TIME OR MOST TIMES CHILD GOES... FREQUENTLY.....	2	114	1.5%	7.8%
OCCASIONALLY.....	3	30	0.4%	2.4%
RARELY OR NEVER.....	4	8	0.1%	0.4%
NO EXPERIENCE/NEWLY ENROLLED.....	5	3	0.0%	0.2%
RESERVED CODES:				
DK.....	-8	3	0.0%	(MISS)
NOT ASCERTAINED.....	-9	5	0.1%	(MISS)
TOTALS:		7655	100.0%	100.0%

DAYCACT2 = P3M DAYCARE CENTER-TALK W/ CHILD, REC# 2

P3M. How often do you talk with (CHILD) about (his/her) activities at the daycare center?

POSITION: 140-141
FORMAT: N2

RESPONSE	CODES	FREQ	UNWGTD PERCENT	WGTD PERCENT
NA/MISSING.....		7637	99.8%	(MISS)
EVERY TIME OR MOST TIMES CHILD GOES... FREQUENTLY.....	1	13	0.2%	74.3%
OCCASIONALLY.....	2	2	0.0%	9.1%
	3	3	0.0%	16.6%
TOTALS:		7655	100.0%	100.0%

DAYCACT3 = P3M DAYCARE CENTER-TALK W/ CHILD, REC# 3

P3M. How often do you talk with (CHILD) about (his/her) activities at the daycare center?

POSITION: 142-143
FORMAT: N2

RESPONSE	CODES	FREQ	UNWGTD PERCENT	WGTD PERCENT
NA/MISSING.....		7654	100.0%	(MISS) 100.0%
EVERY TIME OR MOST TIMES CHILD GOES... FREQUENTLY.....	1	1	0.0%	100.0%
TOTALS:		7655	100.0%	100.0%

DAYCEVER = P3N EVER ATTENDED DAYCARE CENTER

P3N. Has (CHILD) ever gone to a daycare center?

POSITION: 144-145
FORMAT: N2

RESPONSE	CODES	FREQ	UNWGTD PERCENT	WGTD PERCENT
YES.....	1	1436	18.8%	23.1%
NO.....	2	4814	62.9%	76.9%
RESERVED CODES:				
INAPPLICABLE.....	-1	1383	18.1%	(MISS)
DK.....	-8	5	0.1%	(MISS)
NOT ASCERTAINED.....	-9	17	0.2%	(MISS)
TOTALS:		7655	100.0%	100.0%

270

271

BEST COPY AVAILABLE

DAYCEVIN = P30 DAYCARE CENTER HAD PRESCHL INSTRUCTR

P30. Did the daycare center (CHILD) went to have an educational program?

POSITION: 146-147
FORMAT: N2

RESPONSE	CODES	FREQ	UNWGTD PERCENT	WGTD PERCENT
YES.....	1	1141	14.9%	82.3%
NO.....	2	240	3.1%	17.7%
RESERVED CODES:				
INAPPLICABLE.....	-1	6219	81.2%	(MISS)
REFUSED.....	-7	1	0.0%	(MISS)
DK.....	-8	50	0.7%	(MISS)
NOT ASCERTAINED.....	-9	4	0.1%	(MISS)
TOTALS:		7655	100.0%	100.0%

DAYCEVHS = P3P DAYCARE CENTER HAD HEAD START PROGRAM

P3P. Was (CHILD'S) program at the daycare center a Head Start program?

POSITION: 148-149
FORMAT: N2

RESPONSE	CODES	FREQ	UNWGTD PERCENT	WGTD PERCENT
YES.....	1	331	4.3%	25.6%
NO.....	2	1009	13.2%	74.4%
RESERVED CODES:				
INAPPLICABLE.....	-1	6219	81.2%	(MISS)
REFUSED.....	-7	1	0.0%	(MISS)
DK.....	-8	91	1.2%	(MISS)
NOT ASCERTAINED.....	-9	4	0.1%	(MISS)
TOTALS:		7655	100.0%	100.0%

PREKNURS = P4A NOW ATTENDING NURSERY/PREKINDERGARTN

P4A. Not counting any programs we already discussed, is (CHILD) now going to a nursery school, prekindergarten, or Head Start program? This does not include regular kindergarten.

RESPONSE	CODES	FREQ	UNWGTD PERCENT	WGTD PERCENT
YES.....	1	2089	27.3%	27.1%
NO.....	2	5563	72.7%	72.9%
RESERVED CODES:				
DK.....	-8	3	0.0%	(MISS)
TOTALS:		7655	100.0%	100.0%

PREKNUM = P4B # OF PREKINDERGARTENS NOW ATTENDING

P4B. How many nursery schools, prekindergartens, or Head Start programs does (CHILD) currently go to?

RESPONSE	CODES	FREQ	UNWGTD PERCENT	WGTD PERCENT
# OF NURSERY SCHOOLS, PREKS, HEAD STAR	0	296	3.9%	12.3%
# OF NURSERY SCHOOLS, PREKS, HEAD STAR	1	2046	26.7%	86.1%
# OF NURSERY SCHOOLS, PREKS, HEAD STAR	2	36	0.5%	1.4%
# OF NURSERY SCHOOLS, PREKS, HEAD STAR	3	3	0.0%	0.2%
# OF NURSERY SCHOOLS, PREKS, HEAD STAR	4	1	0.0%	0.0%
RESERVED CODES:				
INAPPLICABLE.....	-1	5270	68.8%	(MISS)
NOT ASCERTAINED.....	-9	3	0.0%	(MISS)
TOTALS:		7655	100.0%	100.0%

PREKTYPE1 = P4TYPE TYPE OF PROGRAM

REC# 1

P4TYPE Is the (first/next) program a nursery school/prekindergarten/or head start program?

POSITION: 154-155
FORMAT: N2

RESPONSE	CODES	FREQ	UNWGTD PERCENT	WGTD PLACENT
NA/MISSING.....		5569	72.7%	(MISS)
NURSERY SCHOOL.....	1	689	9.0%	33.5%
PREKINDERGARTEN.....	2	1087	14.2%	50.4%
HEAD START PROGRAM.....	3	251	3.3%	16.1%
RESERVED CODES:				
DK.....	-8	22	0.3%	(MISS)
NOT ASCERTAINED.....	-9	37	0.5%	(MISS)
TOTALS:		7655	100.0%	100.0%

PREKTYPE2 = P4TYPE TYPE OF PROGRAM

REC# 2

P4TYPE Is the (first/next) program a nursery school/prekindergarten/or head start program?

POSITION: 156-157
FORMAT: N2

RESPONSE	CODES	FREQ	UNWGTD PERCENT	WGTD PERCENT
NA/MISSING.....		7615	99.5%	(MISS)
NURSERY SCHOOL.....	1	19	0.2%	48.4%
PREKINDERGARTEN.....	2	15	0.2%	36.5%
HEAD START PROGRAM.....	3	5	0.1%	15.1%
RESERVED CODES:				
DK.....	-8	1	0.0%	(MISS)
TOTALS:		7655	100.0%	100.0%

PREKTYPE3 = P4TYPE TYPE OF PROGRAM

REC# 3

P4TYPE Is the (first/next) program a nursery school/prekindergarten/or head start program?

POSITION: 158-159
FORMAT: N2

RESPONSE	CODES	FREQ	UNWGTD PERCENT	WGTD PERCENT
NA/MISSING.....		7651	99.9%	(MISS)
NURSERY SCHOOL.....	1	3	0.0%	84.1%
PREKINDERGARTEN.....	2	1	0.0%	15.4%
TOTALS:		7655	100.0%	100.0%

PREKTYPE4 = P4TYPE TYPE OF PROGRAM

REC# 4

P4TYPE Is the (first/next) program a nursery school/prekindergarten/or head start program?

POSITION: 160-161
FORMAT: N2

RESPONSE	CODES	FREQ	UNWGTD PERCENT	WGTD PERCENT
NA/MISSING.....		7654	100.0%	(MISS)
NURSERY SCHOOL.....	1	1	0.0%	100.0%
TOTALS:		7655	100.0%	100.0%

PREKHS1 = P4HS HEAD START PROGRAM IN SCHOOL REC# 1

P4HS Is that Head Start program located in a school/home/other center?

POSITION: 162-163
FORMAT: N2

RESPONSE	CODES	FREQ	UNWGTD PERCENT	WGTD PERCENT
NA/MISSING.....		5569	72.7%	(MISS)
SCHOOL.....	1	143	1.9%	57.1%
HOME.....	2	6	0.1%	2.0%
OTHER CENTER.....	3	100	1.3%	40.0%
RESERVED CODES:				
INAPPLICABLE.....	-1	1835	24.0%	(MISS)
NOT ASCERTAINED.....	-9	2	0.0%	(MISS)
TOTALS:		7655	100.0%	100.0%

PREKHS2 = P4HS HEAD START PROGRAM IN SCHOOL REC# 2

P4HS. Is that Head Start program located in a school/home/other center?

POSITION: 164-165
FORMAT: N2

RESPONSE	CODES	FREQ	UNWGTD PERCENT	WGTD PERCENT
NA/MISSING.....		7615	99.5%	(MISS)
SCHOOL.....	1	4	0.1%	72.2%
OTHER CENTER.....	3	1	0.0%	27.8%
RESERVED CODES:				
INAPPLICABLE.....	-1	35	0.5%	(MISS)
TOTALS:		7655	100.0%	100.0%

PREKHS3 = P4HS HEAD START PROGRAM IN SCHOOL REC# 3

P4HS. Is that Head Start program located in a school/home/other center?

POSITION: 166-167
FORMAT: N2

RESPONSE	CODES	FREQ	UNWGTD PERCENT	WGTD PERCENT
NA/MISSING.....		7651	99.9%	(MISS)
RESERVED CODES:				
INAPPLICABLE.....	-1	4	0.1%	(MISS)
TOTALS:		7655	100.0%	0.0%

PREKHS4 = P4HS HEAD START PROGRAM IN SCHOOL REC# 4

P4HS. Is that Head Start program located in a school/home/other center?

POSITION: 168-169
FORMAT: N2

RESPONSE	CODES	FREQ	UNWGTD PERCENT	WGTD PERCENT
NA/MISSING.....		7654	100.0%	(MISS)
RESERVED CODES:				
INAPPLICABLE.....	-1	1	0.0%	(MISS)
TOTALS:		7655	100.0%	0.0%

PREKDAY1 = P4C # DAYS EACH WEEK IN PREKINDER REC# 1

P4C. How many days each week does (CHILD) go to the (first/next) (nursery school/prekindergarten/Head Start program)?

POSITION: 170-171
FORMAT: N2

RESPONSE	CODES	FREQ	UNWGTD PERCENT	WGTD PERCENT
NA/MISSING.....		5569	72.7%	(MISS)
# OF DAYS EA WK CHILD ATTENDS DAYCARE.	1	79	1.0%	4.1%
# OF DAYS EA WK CHILD ATTENDS DAYCARE.	2	506	6.6%	24.4%
# OF DAYS EA WK CHILD ATTENDS DAYCARE.	3	475	6.2%	22.3%
# OF DAYS EA WK CHILD ATTENDS DAYCARE.	4	192	2.5%	10.5%
# OF DAYS EA WK CHILD ATTENDS DAYCARE.	5	785	10.3%	38.3%
# OF DAYS EA WK CHILD ATTENDS DAYCARE.	6	3	0.0%	0.3%
RESERVED CODES:				
REFUSED.....	-7	1	0.0%	(MISS)
DK.....	-8	8	0.1%	(MISS)
NOT ASCERTAINED.....	-9	37	0.5%	(MISS)
TOTALS:		7655	100.0%	100.0%

PREKDAY2 = P4C # DAYS EACH WEEK IN PREKINDER REC# 2

P4C. How many days each week does (CHILD) go to the (first/next) (nursery school/prekindergarten/Head Start program)?

POSITION: 172-173
FORMAT: N2

RESPONSE	CODES	FREQ	UNWGTD PERCENT	WGTD PERCENT
NA/MISSING.....		7615	99.5%	(MISS)
# OF DAYS EA WK CHILD ATTENDS DAYCARE.	1	15	0.2%	37.0%
# OF DAYS EA WK CHILD ATTENDS DAYCARE.	2	15	0.2%	33.1%
# OF DAYS EA WK CHILD ATTENDS DAYCARE.	3	4	0.1%	17.4%
# OF DAYS EA WK CHILD ATTENDS DAYCARE.	4	2	0.0%	4.1%
# OF DAYS EA WK CHILD ATTENDS DAYCARE.	5	4	0.1%	8.3%
TOTALS:		7655	100.0%	100.0%

PREKDAY3 = P4C # DAYS EACH WEEK IN PREKINDER REC# 3

P4C. How many days each week does (CHILD) go to the (first/next) (nursery school/prekindergarten/Head Start program)?

RESPONSE	POSITION: 174-175 FORMAT: N2	CODES	FREQ	UNWGTD PERCENT	WGTD PERCENT
NA/MISSING.....		1	7651	99.9%	(MISS) 89.5%
# OF DAYS EA WK CHILD ATTENDS DAYCARE.		5	3	0.0%	10.5%
# OF DAYS EA WK CHILD ATTENDS DAYCARE.			1	0.0%	
TOTALS:			7655	100.0%	100.0%

PREKDAY4 = P4C # DAYS EACH WEEK IN PREKINDER REC# 4

P4C. How many days each week does (CHILD) go to the (first/next) (nursery school/prekindergarten/Head Start program)?

RESPONSE	POSITION: 176-177 FORMAT: N2	CODES	FREQ	UNWGTD PERCENT	WGTD PERCENT
NA/MISSING.....		5	7654	100.0%	(MISS) 100.0%
# OF DAYS EA WK CHILD ATTENDS DAYCARE.			1	0.0%	
TOTALS:			7655	100.0%	100.0%

PREKRS1 = P4D # HOURS EACH WEEK IN PREKINDER REC# 1

P4D. How many hours each week does (CHILD) go to the (first/next) (nursery school/prekindergarten/Head Start program)?

RESPONSE	POSITION: 178-179 FORMAT: N2	CODES	FREQ	UNWGTD PERCENT	WGTD PERCENT
NA/MISSING.....		1-60	5569	72.7%	(MISS) 100.0%
HOURS CARE PROVIDED.....			2038	26.6%	
RESERVED CODES:					
REFUSED.....		-7	2	0.0%	(MISS)
DK.....		-8	9	0.1%	(MISS)
NOT ASCERTAINED.....		-9	37	0.5%	(MISS)
TOTALS:			7655	100.0%	100.0%

PREKRS2 = P4D # HOURS EACH WEEK IN PREKINDER REC# 2

P4D. How many hours each week does (CHILD) go to the (first/next) (nursery school/prekindergarten/Head Start program)?

RESPONSE	POSITION: 180-181 FORMAT: N2	CODES	FREQ	UNWGTD PERCENT	WGTD PERCENT
NA/MISSING.....		1-60	7615	99.5%	(MISS) 100.0%
HOURS CARE PROVIDED.....			38	0.5%	
RESERVED CODES:					
DK.....		-8	2	0.0%	(MISS)
TOTALS:			7655	100.0%	100.0%

PREKRS3 = P4D # HOURS EACH WEEK IN PREKINDER REC# 3

P4D. How many hours each week does (CHILD) go to the (first/next) (nursery school/prekindergarten/Head Start program)?

RESPONSE	POSITION: 182-183 FORMAT: N2	CODES	FREQ	UNWGTD PERCENT	WGTD PERCENT
NA/MISSING.....		1-60	7651	99.9%	(MISS) 100.0%
HOURS CARE PROVIDED.....			4	0.1%	
TOTALS:			7655	100.0%	100.0%

PREKRS4 = P4D # HOURS EACH WEEK IN PREKINDER REC# 4

P4D. How many hours each week does (CHILD) go to the (first/next) (nursery school/prekindergarten/Head Start program)?

RESPONSE	POSITION: 184-185 FORMAT: N2	CODES	FREQ	UNWGTD PERCENT	WGTD PERCENT
NA/MISSING.....		1-60	7654	100.0%	(MISS) 100.0%
HOURS CARE PROVIDED.....			1	0.0%	
TOTALS:			7655	100.0%	100.0%

PREKPRG1 = P4E PREKINDERGARTEN-FULL OR PART REC# 1

P4E. On the days when (CHILD) goes to the (first/next) (nursery school/prekindergarten/Head Start program), does (he/she) go for a full-day or part-day program?

POSITION: 186-187
FORMAT: N2

RESPONSE	CODES	FREQ	UNWGTD PERCENT	WGTD PERCENT
NA/MISSING	1	5569	72.7%	(MISS) 21.4%
FULL-DAY	2	434	5.7%	78.6%
PART-DAY	2	1599	20.9%	
RESERVED CODES:				
REFUSED	-7	1	0.0%	(MISS)
DK	-8	14	0.2%	(MISS)
NOT ASCERTAINED	-9	38	0.5%	(MISS)
TOTALS:		7655	100.0%	100.0%

PREKPRG3 = P4E PREKINDERGARTEN-FULL OR PART REC# 3

P4E. On the days when (CHILD) goes to the (first/next) (nursery school/prekindergarten/Head Start program), does (he/she) go for a full-day or part-day program?

POSITION: 190-191
FORMAT: N2

RESPONSE	CODES	FREQ	UNWGTD PERCENT	WGTD PERCENT
NA/MISSING	1	7651	99.9%	(MISS) 10.5%
FULL-DAY	2	1	0.0%	89.5%
PART-DAY	2	3	0.0%	
TOTALS:		7655	100.0%	100.0%

PREKPRG4 = P4E PREKINDERGARTEN-FULL OR PART REC# 4

P4E. On the days when (CHILD) goes to the (first/next) (nursery school/prekindergarten/Head Start program), does (he/she) go for a full-day or part-day program?

POSITION: 192-193
FORMAT: N2

RESPONSE	CODES	FREQ	UNWGTD PERCENT	WGTD PERCENT
NA/MISSING	1	7654	100.0%	(MISS) 100.0%
FULL-DAY	1	1	0.0%	100.0%
TOTALS:		7655	100.0%	100.0%

PREKPRG2 = P4E PREKINDERGARTEN-FULL OR PART REC# 2

P4E. On the days when (CHILD) goes to the (first/next) (nursery school/prekindergarten/Head Start program), does (he/she) go for a full-day or part-day program?

POSITION: 188-189
FORMAT: N2

RESPONSE	CODES	FREQ	UNWGTD PERCENT	WGTD PERCENT
NA/MISSING	1	7615	99.5%	(MISS) 14.0%
FULL-DAY	2	4	0.1%	86.0%
PART-DAY	2	34	0.4%	
RESERVED CODES:				
DK	-8	2	0.0%	(MISS)
TOTALS:		7655	100.0%	100.0%

PREKPRG2 = P4E PREKINDERGARTEN-FULL OR PART REC# 2

P4E. On the days when (CHILD) goes to the (first/next) (nursery school/prekindergarten/Head Start program), does (he/she) go for a full-day or part-day program?

POSITION: 188-189
FORMAT: N2

RESPONSE	CODES	FREQ	UNWGTD PERCENT	WGTD PERCENT
NA/MISSING	1	7615	99.5%	(MISS) 14.0%
FULL-DAY	2	4	0.1%	86.0%
PART-DAY	2	34	0.4%	
RESERVED CODES:				
DK	-8	2	0.0%	(MISS)
TOTALS:		7655	100.0%	100.0%

PREKINS1 = P4F PREKINDERGARTEN-PRESCHOOL INS REC# 1

P4F. Does the (nursery school/prekindergarten/Head Start program) (CHILD) goes to have an educational program?

POSITION: 194-195
FORMAT: N2

RESPONSE	CODES	FREQ	UNWGTD PERCENT	WGTD PERCENT
NA/MISSING.....	.	5569	72.7%	(MISS) 72.7%
YES.....	1	1912	25.0%	(MISS) 95.2%
NO.....	2	99	1.3%	4.8%
RESERVED CODES:				
REFUSED.....	-7	1	0.0%	(MISS) 0.0%
DK.....	-8	22	0.3%	(MISS) 0.3%
NOT ASCERTAINED.....	-9	52	0.7%	(MISS) 0.7%
TOTALS:		7655	100.0%	100.0%

PREKINS2 = P4F PREKINDERGARTEN-PRESCHOOL INS REC# 2

P4F. Does the (nursery school/prekindergarten/Head Start program) (CHILD) goes to have an educational program?

POSITION: 196-197
FORMAT: N2

RESPONSE	CODES	FREQ	UNWGTD PERCENT	WGTD PERCENT
NA/MISSING.....	.	7615	99.5%	(MISS) 99.5%
YES.....	1	33	0.4%	90.5%
NO.....	2	6	0.1%	9.5%
RESERVED CODES:				
NOT ASCERTAINED.....	-9	1	0.0%	(MISS) 0.0%
TOTALS:		7655	100.0%	100.0%

PREKINS3 = P4F PREKINDERGARTEN-PRESCHOOL INS REC# 3

P4F. Does the (nursery school/prekindergarten/Head Start program) (CHILD) goes to have an educational program?

POSITION: 198-199
FORMAT: N2

RESPONSE	CODES	FREQ	UNWGTD PERCENT	WGTD PERCENT
NA/MISSING.....	.	7651	99.9%	(MISS) 99.9%
YES.....	1	3	0.0%	84.4%
NO.....	2	1	0.0%	15.6%
TOTALS:		7655	100.0%	100.0%

PREKINS4 = P4F PREKINDERGARTEN-PRESCHOOL INS REC# 4

P4F. Does the (nursery school/prekindergarten/Head Start program) (CHILD) goes to have an educational program?

POSITION: 200-201
FORMAT: N2

RESPONSE	CODES	FREQ	UNWGTD PERCENT	WGTD PERCENT
NA/MISSING.....	.	7654	100.0%	(MISS) 100.0%
YES.....	1	1	0.0%	100.0%
TOTALS:		7655	100.0%	100.0%

PREKHEA1 = P4G P4F PREKINDERGARTEN-HEAD STAR REC# 1

P4G. Is the program at the (first/next) (nursery school/prekindergarten) a Head Start Program?

POSITION: 202-203
FORMAT: N2

RESPONSE	CODES	FREQ	UNWGTD PERCENT	WGTD PERCENT
NA/MISSING.....	1	5569	72.7%	(MISS) 15.2%
YES.....	2	238	3.1%	84.8%
NO.....		1440	18.8%	
RESERVED CODES:				
INAPPLICABLE.....	-1	251	3.3%	(MISS)
REFUSED.....	-7	1	0.0%	(MISS)
DK.....	-8	106	1.4%	(MISS)
NOT ASCERTAINED.....	-9	50	0.7%	(MISS)
TOTALS:		7655	100.0%	100.0%

PREKHEA2 = P4G P4F PREKINDERGARTEN-HEAD STAR REC# 2

P4G. Is the program at the (first/next) (nursery school/prekindergarten) a Head Start Program?

POSITION: 204-205
FORMAT: N2

RESPONSE	CODES	FREQ	UNWGTD PERCENT	WGTD PERCENT
NA/MISSING.....	1	7615	99.5%	(MISS) 10.0%
YES.....	2	4	0.1%	90.0%
NO.....		27	0.4%	
RESERVED CODES:				
INAPPLICABLE.....	-1	5	0.1%	(MISS)
DK.....	-8	3	0.0%	(MISS)
NOT ASCERTAINED.....	-9	1	0.0%	(MISS)
TOTALS:		7655	100.0%	100.0%

PREKHEA3 = P4G P4F PREKINDERGARTEN-HEAD STAR REC# 3

P4G. Is the program at the (first/next) (nursery school/prekindergarten) a Head Start Program?

POSITION: 206-207
FORMAT: N2

RESPONSE	CODES	FREQ	UNWGTD PERCENT	WGTD PERCENT
NA/MISSING.....	1	7651	99.9%	(MISS) 10.0%
YES.....	2	1	0.0%	89.0%
NO.....		3	0.0%	
TOTALS:		7655	100.0%	100.0%

PREKHEA4 = P4G P4F PREKINDERGARTEN-HEAD STAR REC# 4

P4G. Is the program at the (first/next) (nursery school/prekindergarten) a Head Start Program?

POSITION: 208-209
FORMAT: N2

RESPONSE	CODES	FREQ	UNWGTD PERCENT	WGTD PERCENT
NA/MISSING.....	1	7654	100.0%	(MISS) 100.0%
YES.....		1	0.0%	100.0%
TOTALS:		7655	100.0%	100.0%

PREKID1 = P4H PREKINDERGARTEN-# KIDS IN GRO REC# 1

P4H. How many children are usually in (CHILD/S) room or group at the (first/next) (nursery school/prekindergarten/Head Start program)?

POSITION: 210-211
FORMAT: N2

RESPONSE	CODES	FREQ	UNWGTD PERCENT	WGTD PERCENT
NA/MISSING.....	1-50	5569	72.7%	(MISS) 100.0%
# OF KIDS IN GROUP.....		1985	25.9%	
RESERVED CODES:				
DK.....	-8	49	0.6%	(MISS)
NOT ASCERTAINED.....	-9	52	0.7%	(MISS)
TOTALS:		7655	100.0%	100.0%

PREKID2 = P4H PREKINDERGARTEN-# KIDS IN GRO REC# 2

P4H. How many children are usually in (CHILD'S) room or group at the (first/next) (nursery school/prekindergarten/Head Start program)?

POSITION: 212-213
FORMAT: N2

RESPONSE	CODES	FREQ	UNWGTD PERCENT	WGTD PERCENT
NA/MISSING.....		7615	99.5%	(MISS) 100.0%
# OF KIDS IN GROUP.....	1-50	39	0.5%	
RESERVED CODES:				
NOT ASCERTAINED.....	-9	1	0.0%	(MISS) 100.0%
TOTALS:		7655	100.0%	100.0%

PREKKID3 = P4H PREKINDERGARTEN-# KIDS IN GRO REC# 3

P4H. How many children are usually in (CHILD'S) room or group at the (first/next) (nursery school/prekindergarten/Head Start program)?

POSITION: 214-215
FORMAT: N2

RESPONSE	CODES	FREQ	UNWGTD PERCENT	WGTD PERCENT
NA/MISSING.....		7651	99.9%	(MISS) 100.0%
# OF KIDS IN GROUP.....	1-50	4	0.1%	
TOTALS:		7655	100.0%	100.0%

PREKKID4 = P4H PREKINDERGARTEN-# KIDS IN GRO REC# 4

P4H. How many children are usually in (CHILD'S) room or group at the (first/next) (nursery school/prekindergarten/Head Start program)?

POSITION: 216-217
FORMAT: N2

RESPONSE	CODES	FREQ	UNWGTD PERCENT	WGTD PERCENT
NA/MISSING.....		7654	100.0%	(MISS) 100.0%
# OF KIDS IN GROUP.....	1-50	1	0.0%	
TOTALS:		7655	100.0%	100.0%

PREKADL1 = P4I PREKINDERGARTEN-# ADULTS IN G REC# 1

P4I. How many adults are usually in (CHILD'S) room or group at the (first/next) (nursery school/prekindergarten/Head Start program)?

POSITION: 218-219
FORMAT: N2

RESPONSE	CODES	FREQ	UNWGTD PERCENT	WGTD PERCENT
NA/MISSING.....		5569	72.7%	(MISS) 100.0%
# OF ADULTS IN GROUP.....	1-21	2005	26.2%	
RESERVED CODES:				
REFUSED.....	-7	1	0.0%	(MISS) 100.0%
DK.....	-8	28	0.4%	(MISS) 100.0%
NOT ASCERTAINED.....	-9	52	0.7%	(MISS) 100.0%
TOTALS:		7655	100.0%	100.0%

PREKADL2 = P4I PREKINDERGARTEN-# ADULTS IN G REC# 2

P4I. How many adults are usually in (CHILD'S) room or group at the (first/next) (nursery school/prekindergarten/Head Start program)?

POSITION: 220-221
FORMAT: N2

RESPONSE	CODES	FREQ	UNWGTD PERCENT	WGTD PERCENT
NA/MISSING.....		7615	99.5%	(MISS) 100.0%
# OF ADULTS IN GROUP.....	1-21	39	0.5%	
RESERVED CODES:				
NOT ASCERTAINED.....	-9	1	0.0%	(MISS) 100.0%
TOTALS:		7655	100.0%	100.0%

PREKADL3 = P4I PREKINDERGARTEN-# ADULTS IN G REC# 3

P4I. How many adults are usually in (CHILD'S) room or group at the (first/next) (nursery school/prekindergarten/Head Start program)?

POSITION: 222-223
FORMAT: N2

RESPONSE	CODES	FREQ	UNWGTD PERCENT	WGTD PERCENT
NA/MISSING.....		7651	99.9%	(MISS) 100.0%
# OF ADULTS IN GROUP.....	1-21	4	0.1%	100.0%
TOTALS:		7655	100.0%	100.0%

PREKADL4 = P4I PREKINDERGARTEN-# ADULTS IN G REC# 4

P4I. How many adults are usually in (CHILD'S) room or group at the (first/next) (nursery school/prekindergarten/Head Start program)?

POSITION: 224-225
FORMAT: N2

RESPONSE	CODES	FREQ	UNWGTD PERCENT	WGTD PERCENT
NA/MISSING.....		7654	100.0%	(MISS) 100.0%
# OF ADULTS IN GROUP.....	1-21	1	0.0%	100.0%
TOTALS:		7655	100.0%	100.0%

PREKTAL1 = P4J PREKINDERGARTEN TALK ABOUT ST REC# 1

P4J. How often do you talk with (CHILD'S) primary care provider or teacher about how (he/she) is doing at (this) (nursery school/prekindergarten/Head Start program)?

POSITION: 226-227
FORMAT: N2

RESPONSE	CODES	FREQ	UNWGTD PERCENT	WGTD PERCENT
NA/MISSING.....		5569	72.7%	(MISS) 41.1%
EVERY TIME OR MOST TIMES CHILD GOES.....	1	800	10.5%	34.5%
FREQUENTLY.....	2	717	9.4%	20.2%
OCCASIONALLY.....	3	423	5.5%	4.0%
RARELY OR NEVER.....	4	82	1.1%	0.2%
NO EXPERIENCE/NEWLY ENROLLED.....	5	5	0.1%	
RESERVED CODES:				
DK.....	-8	7	0.1%	(MISS)
NOT ASCERTAINED.....	-9	52	0.7%	(MISS)
TOTALS:		7655	100.0%	100.0%

PREKTAL2 = P4J PREKINDERGARTEN TALK ABOUT ST REC# 2

P4J. How often do you talk with (CHILD'S) primary care provider or teacher about how (he/she) is doing at (this) (nursery school/prekindergarten/Head Start program)?

POSITION: 228-229
FORMAT: N2

RESPONSE	CODES	FREQ	UNWGTD PERCENT	WGTD PERCENT
NA/MISSING.....		7615	99.5%	(MISS) 50.1%
EVERY TIME OR MOST TIMES CHILD GOES.....	1	21	0.3%	34.5%
FREQUENTLY.....	2	11	0.1%	11.3%
OCCASIONALLY.....	3	5	0.1%	4.1%
RARELY OR NEVER.....	4	2	0.0%	
RESERVED CODES:				
NOT ASCERTAINED.....	-9	1	0.0%	(MISS)
TOTALS:		7655	100.0%	100.0%

PREKTAL3 = P4J PREKINDERGARTEN TALK ABOUT ST REC# 3

P4J. How often do you talk with (CHILD'S) primary care provider or teacher about how (he/she) is doing at (this) (nursery school/prekindergarten/Head Start program)?

POSITION: 230-231
FORMAT: N2

RESPONSE	CODES	FREQ	UNMGTD PERCENT	WGTD PERCENT
NA/MISSING.....	.	7651	99.9%	(MISS)
EVERY TIME OR MOST TIMES CHILD GOES...	1	1	0.0%	10.5%
FREQUENTLY.....	2	1	0.0%	15.6%
OCCASIONALLY.....	3	1	0.0%	54.7%
RARELY OR NEVER.....	4	1	0.0%	19.2%
TOTALS:		7655	100.0%	100.0%

PREKTAL4 = P4J PREKINDERGARTEN TALK ABOUT ST REC# 4

P4J. How often do you talk with (CHILD'S) primary care provider or teacher about how (he/she) is doing at (this) (nursery school/prekindergarten/Head Start program)?

POSITION: 232-233
FORMAT: N2

RESPONSE	CODES	FREQ	UNMGTD PERCENT	WGTD PERCENT
NA/MISSING.....	.	7654	100.0%	(MISS)
FREQUENTLY.....	2	1	0.0%	100.0%
TOTALS:		7655	100.0%	100.0%

PREKRO1 = P4K PREKINDERGARTEN-DROP IN W/OUT REC# 1

P4K. Do you feel free to drop in at (this) (nursery school/prekindergarten/Head Start program) without an appointment?

POSITION: 234-235
FORMAT: N2

RESPONSE	CODES	FREQ	UNMGTD PERCENT	WGTD PERCENT
NA/MISSING.....	.	5569	72.7%	(MISS)
YES.....	1	1949	25.5%	96.4%
NO.....	2	76	1.0%	3.4%
NO EXPERIENCE/NEWLY ENROLLED.....	3	3	0.0%	0.2%
RESERVED CODES:				
DK.....	-8	6	0.1%	(MISS)
NOT ASCERTAINED.....	-9	52	0.7%	(MISS)
TOTALS:		7655	100.0%	100.0%

PREKRO2 = P4K PREKINDERGARTEN-DROP IN W/OUT REC# 2

P4K. Do you feel free to drop in at (this) (nursery school/prekindergarten/Head Start program) without an appointment?

POSITION: 236-237
FORMAT: N2

RESPONSE	CODES	FREQ	UNMGTD PERCENT	WGTD PERCENT
NA/MISSING.....	.	7615	99.5%	(MISS)
YES.....	1	36	0.5%	91.7%
NO.....	2	3	0.0%	8.3%
RESERVED CODES:				
NOT ASCERTAINED.....	-9	1	0.0%	(MISS)
TOTALS:		7655	100.0%	100.0%

PREKDRO3 = P4K PREKINDERGARTEN-DROP IN W/OUT REC# 3

P4K. Do you feel free to drop in at (this) (nursery school/prekindergarten/Head Start program) without an appointment?

POSITION: 238-239
FORMAT: N2

RESPONSE	CODES	FREQ	UNWGTD PERCENT	WGTD PERCENT
NA/MISSING.....	1	7651	99.9%	(MISS) 100.0%
YES.....		4	0.1%	100.0%
TOTALS:		7655	100.0%	100.0%

PREKDRO4 = P4K PREKINDERGARTEN-DROP IN W/OUT REC# 4

P4K. Do you feel free to drop in at (this) (nursery school/prekindergarten/Head Start program) without an appointment?

POSITION: 240-241
FORMAT: N2

RESPONSE	CODES	FREQ	UNWGTD PERCENT	WGTD PERCENT
NA/MISSING.....	1	7654	100.0%	(MISS) 100.0%
YES.....		1	0.0%	100.0%
TOTALS:		7655	100.0%	100.0%

PREKCAL1 = P4L PREKINDERGARTEN-CALLED AB PRO REC# 1

P4L. Has (CHILD'S) primary care provider or teacher at (this) (nursery school/prekindergarten/Head Start program) called you about any problems that (CHILD) was having there?

POSITION: 242-243
FORMAT: N2

RESPONSE	CODES	FREQ	UNWGTD PERCENT	WGTD PERCENT
NA/MISSING.....	1	5569	72.7%	(MISS) 16.5%
YES.....	2	327	4.3%	83.2%
NO.....	3	1698	22.2%	0.2%
NO EXPERIENCE/NEWLY ENROLLED.....		5	0.1%	
RESERVED CODES:				
DK.....	-8	4	0.1%	(MISS)
NOT ASCERTAINED.....	-9	52	0.7%	(MISS)
TOTALS:		7655	100.0%	100.0%

PREKCAL2 = P4L PREKINDERGARTEN-CALLED AB PRO REC# 2

P4L. Has (CHILD'S) primary care provider or teacher at (this) (nursery school/prekindergarten/Head Start program) called you about any problems that (CHILD) was having there?

POSITION: 244-245
FORMAT: N2

RESPONSE	CODES	FREQ	UNWGTD PERCENT	WGTD PERCENT
NA/MISSING.....	1	7615	99.5%	(MISS) 26.3%
YES.....	2	7	0.1%	73.7%
NO.....		32	0.4%	
RESERVED CODES:				
NOT ASCERTAINED.....	-9	1	0.0%	(MISS)
TOTALS:		7655	100.0%	100.0%

PREKCAL3 = P4L PREKINDERGARTEN-CALLED AB PRO REC# 3

P4L. Has (CHILD'S) primary care provider or teacher at (this) (nursery school/prekindergarten/Head Start program) called you about any problems that (CHILD) was having there?

POSITION: 246-247
FORMAT: N2

RESPONSE	CODES	FREQ	UNWGTD PERCENT	WGTD PERCENT
NA/MISSING				
YES	1	7651	99.9%	(MISS) 65.2%
NO	2	2	0.0%	34.8%
TOTALS:		7655	100.0%	100.0%

PREKCAL4 = P4L PREKINDERGARTEN-CALLED AB PRO REC# 4

P4L. Has (CHILD'S) primary care provider or teacher at (this) (nursery school/prekindergarten/Head Start program) called you about any problems that (CHILD) was having there?

POSITION: 248-249
FORMAT: N2

RESPONSE	CODES	FREQ	UNWGTD PERCENT	WGTD PERCENT
NA/MISSING				
YES	1	7654	100.0%	(MISS) 100.0%
TOTALS:		7655	100.0%	100.0%

PREKACT1 = P4M PREKINDERGARTEN-TALK W/CHILD, REC# 1

P4M. How often do you talk with (CHILD) about (his/her) activities at (this) (nursery school/prekindergarten/Head Start program)?

POSITION: 250-251
FORMAT: N2

RESPONSE	CODES	FREQ	UNWGTD PERCENT	WGTD PERCENT
NA/MISSING				
EVERY TIME OR MOST TIMES CHILD GOES...	1	5569	72.7%	(MISS) 91.2%
FREQUENTLY	2	1856	24.2%	7.0%
OCCASIONALLY	3	136	1.8%	1.3%
RARELY OR NEVER	4	28	0.4%	0.3%
NO EXPERIENCE/NEWLY ENROLLED	5	7	0.1%	0.2%
RESERVED CODES:				
DK	-8	4	0.1%	(MISS)
NOT ASCERTAINED	-9	52	0.7%	(MISS)
TOTALS:		7655	100.0%	100.0%

PREKACT2 = P4M PREKINDERGARTEN-TALK W/CHILD, REC# 2

P4M. How often do you talk with (CHILD) about (his/her) activities at (this) (nursery school/prekindergarten/Head Start program)?

POSITION: 252-253
FORMAT: N2

RESPONSE	CODES	FREQ	UNWGTD PERCENT	WGTD PERCENT
NA/MISSING				
EVERY TIME OR MOST TIMES CHILD GOES...	1	7615	99.5%	(MISS) 95.1%
FREQUENTLY	2	36	0.5%	2.9%
RARELY OR NEVER	4	2	0.0%	2.0%
RESERVED CODES:				
NOT ASCERTAINED	-9	1	0.0%	(MISS)
TOTALS:		7655	100.0%	100.0%

PREKACT3 = P4M PREKINDERGARTEN-TALK W/CHILD, REC# 3

P4M. How often do you talk with (CHILD) about (his/her) activities at (this) (nursery school/prekindergarten/Head Start program)?

POSITION: 254-255
FORMAT: N2

RESPONSE	CODES	FREQ	UNWGTD PERCENT	WGTD PERCENT
NA/MISSING.....		7651	99.9%	(MISS)
EVERY TIME OR MOST TIMES CHILD GOES...	1	3	0.0%	45.3%
FREQUENTLY.....	2	1	0.0%	54.7%
TOTALS:		7655	100.0%	100.0%

PREKACT4 = P4M PREKINDERGARTEN-TALK W/CHILD, REC# 4

P4M. How often do you talk with (CHILD) about (his/her) activities at (this) (nursery school/prekindergarten/Head Start program)?

POSITION: 256-257
FORMAT: N2

RESPONSE	CODES	FREQ	UNWGTD PERCENT	WGTD PERCENT
NA/MISSING.....		7654	100.0%	(MISS)
EVERY TIME OR MOST TIMES CHILD GOES...	1	1	0.0%	100.0%
TOTALS:		7655	100.0%	100.0%

PREKEVER = P4N EVER ATTENDED PREKINDERGARTEN

P4N. Has (CHILD) ever gone to nursery school, prekindergarten, or Head Start program?

POSITION: 258-259
FORMAT: N2

RESPONSE	CODES	FREQ	UNWGTD PERCENT	WGTD PERCENT
YES.....	1	1714	22.4%	30.7%
NO.....	2	3596	47.0%	69.3%
RESERVED CODES:				
INAPPLICABLE.....	-1	2089	27.3%	(MISS)
DK.....	-8	8	0.1%	(MISS)
NOT ASCERTAINED.....	-9	248	3.2%	(MISS)
TOTALS:		7655	100.0%	100.0%

PREKTYPE2 = P4TYPE2 TYPE OF PROGRAM IN P4TYPE2

P4TYPE2 Was that program a nursery school/prekindergarten/or head start program/more than one type?

POSITION: 260-261
FORMAT: N2

RESPONSE	CODES	FREQ	UNWGTD PERCENT	WGTD PERCENT
NURSERY SCHOOL.....	1	613	8.0%	34.7%
PREKINDERGARTEN.....	2	712	9.3%	39.0%
HEAD START PROGRAM.....	3	274	3.6%	20.1%
MORE THAN ONE TYPE.....	4	101	1.3%	6.2%
RESERVED CODES:				
INAPPLICABLE.....	-1	5941	77.6%	(MISS)
REFUSED.....	-7	1	0.0%	(MISS)
DK.....	-8	12	0.2%	(MISS)
NOT ASCERTAINED.....	-9	1	0.0%	(MISS)
TOTALS:		7655	100.0%	100.0%

PREKEVIN = P4O PREKINDERGARTEN HAD PRESCHL INSTRCTN

P4O. Did the (nursery school/prekindergarten/head start program) (CHILD) went to have an educational program?

POSITION: 262-263
FORMAT: N2

RESPONSE	CODES	FREQ	UNWGTD PERCENT	WGTD PERCENT
YES.....	1	1583	20.7%	95.8%
NO.....	2	101	1.3%	6.2%
RESERVED CODES:				
INAPPLICABLE.....	-1	5941	77.6%	(MISS)
DK.....	-8	29	0.4%	(MISS)
NOT ASCERTAINED.....	-9	1	0.0%	(MISS)
TOTALS:		7655	100.0%	100.0%

PREKEVIS = P4P PREKINDERGARTEN WAS HEAD START PRGRH

P4P. Was that (nursery school/prekindergarten) a Head Start program?

POSITION: 264-265
FORMAT: N2

RESPONSE	CODES	FREQ	UNWGTD PERCENT	WGTD PERCENT
YES	1	207	2.7%	16.5%
NO	2	1158	15.1%	83.5%
RESERVED CODES:				
INAPPLICABLE	-1	6215	81.2%	(MISS)
REFUSED	-7	1	0.0%	(MISS)
DK	-8	73	1.0%	(MISS)
NOT ASCERTAINED	-9	1	0.0%	(MISS)
TOTALS:		7655	100.0%	100.0%

CARE = P5A OTHER CHILD CARE ARRANGEMENTS

P5A. Are there any child care arrangements (CHILD) goes to or any early childhood education programs that (he/she) is enrolled in that we have not talked about?

POSITION: 266-267
FORMAT: N2

RESPONSE	CODES	FREQ	UNWGTD PERCENT	WGTD PERCENT
YES	1	320	4.2%	3.9%
NO	2	7326	95.7%	96.1%
RESERVED CODES:				
DK	-8	3	0.0%	(MISS)
NOT ASCERTAINED	-9	6	0.1%	(MISS)
TOTALS:		7655	100.0%	100.0%

CARENUM = P5B # ADDITIONAL CHILD CARE ARRANGEMENTS

P5B. How many additional programs or arrangements does (he/she) have?

POSITION: 268-269
FORMAT: N2

RESPONSE	CODES	FREQ	UNWGTD PERCENT	WGTD PERCENT
NUMBER OF ADDITIONAL PROGRAMS	1	266	3.5%	83.4%
NUMBER OF ADDITIONAL PROGRAMS	2	47	0.6%	14.0%
NUMBER OF ADDITIONAL PROGRAMS	3	6	0.1%	2.7%
RESERVED CODES:				
INAPPLICABLE	-1	7335	95.8%	(MISS)
DK	-8	1	0.0%	(MISS)
TOTALS:		7655	100.0%	100.0%

PROGCOO1 = P5C CODED VALUE VARIABLE REC# 1

P5C. What type of care arrangement or educational program is (this/the first/the next) additional program that (CHILD) goes to?

POSITION: 270-271
FORMAT: A2

RESPONSE	CODES	FREQ	UNWGTD PERCENT	WGTD PERCENT
NA/MISSING	.	7336	95.8%	(MISS)
RELIGIOUS EDUCATION	1	107	1.4%	31.1%
LIBRARY PROGRAMS	2	34	0.4%	12.1%
PHYSICAL EDUCATION/ACTIVITIES	3	40	0.5%	14.2%
ART EDUCATION/PERFORMING ARTS	4	41	0.5%	14.7%
INDIVIDUALIZED SPECIAL EDUCATION	5	42	0.5%	12.6%
BEFORE/AFTER SCHOOL CARE	6	19	0.2%	4.9%
MOTHER'S DAY OUT	7	9	0.1%	2.7%
OTHER	8	27	0.4%	7.7%
TOTALS:		7655	100.0%	100.0%

PROGDAY1 = P5D # OF DAYS PER WEEK CHILD GOES REC# 1

P5D. How many days each week does (CHILD) go to this program or arrangement?

POSITION: 276-277
FORMAT: MZ

RESPONSE	CODES	FREQ	UNWGTD PERCENT	WGTD PERCENT
NA/MISSING.....		7336	95.8%	(MISS) 69.2%
# OF DAYS EA WK CHILD ATTENDS DAYCARE.	1	217	2.8%	16.1%
# OF DAYS EA WK CHILD ATTENDS DAYCARE.	2	54	0.7%	5.6%
# OF DAYS EA WK CHILD ATTENDS DAYCARE.	3	17	0.2%	0.1%
# OF DAYS EA WK CHILD ATTENDS DAYCARE.	4	1	0.0%	7.5%
# OF DAYS EA WK CHILD ATTENDS DAYCARE.	5	27	0.4%	1.0%
# OF DAYS EA WK CHILD ATTENDS DAYCARE.	6	1	0.0%	0.4%
# OF DAYS EA WK CHILD ATTENDS DAYCARE.	7	1	0.0%	(MISS)
RESERVED CODES:				
NOT ASCERTAINED.....	-9	1	0.0%	100.0%
TOTALS:		7655	100.0%	100.0%

PROG002 = P5C CODED VALUE VARIABLE REC# 2

P5C. What type of care arrangement or educational program is (this/the first/the next) additional program that (CHILD) goes to?

POSITION: 272-275
FORMAT: A2

RESPONSE	CODES	FREQ	UNWGTD PERCENT	WGTD PERCENT
NA/MISSING.....		7602	99.3%	(MISS) 30.3%
RELIGIOUS EDUCATION.....	1	18	0.2%	8.5%
LIBRARY PROGRAMS.....	2	6	0.1%	22.7%
PHYSICAL EDUCATION/ACTIVITIES.....	3	8	0.1%	15.2%
ART EDUCATION/PERFORMING ARTS.....	4	8	0.1%	5.2%
INDIVIDUALIZED SPECIAL EDUCATION.....	5	3	0.0%	3.3%
BEFORE/AFTER SCHOOL CARE.....	6	2	0.0%	2.2%
MOTHER'S DAY OUT.....	7	1	0.0%	12.6%
OTHER.....	8	7	0.1%	100.0%
TOTALS:		7655	100.0%	100.0%

PROGDAY2 = P5D # OF DAYS PER WEEK CHILD GOES REC# 2

P5D. How many days each week does (CHILD) go to this program or arrangement?

POSITION: 278-279
FORMAT: MZ

RESPONSE	CODES	FREQ	UNWGTD PERCENT	WGTD PERCENT
NA/MISSING.....		7602	99.3%	(MISS) 81.0%
# OF DAYS EA WK CHILD ATTENDS DAYCARE.	1	37	0.5%	14.3%
# OF DAYS EA WK CHILD ATTENDS DAYCARE.	2	7	0.1%	2.6%
# OF DAYS EA WK CHILD ATTENDS DAYCARE.	3	2	0.0%	2.1%
# OF DAYS EA WK CHILD ATTENDS DAYCARE.	5	1	0.0%	(MISS)
RESERVED CODES:				(MISS)
DK.....	-8	2	0.0%	100.0%
NOT ASCERTAINED.....	-9	4	0.1%	(MISS)
TOTALS:		7655	100.0%	100.0%

PROG003 = P5C CODED VALUE VARIABLE REC# 3

P5C. What type of care arrangement or educational program is (this/the first/the next) additional program that (CHILD) goes to?

POSITION: 274-275
FORMAT: A2

RESPONSE	CODES	FREQ	UNWGTD PERCENT	WGTD PERCENT
NA/MISSING.....		7649	99.9%	(MISS) 33.5%
LIBRARY PROGRAMS.....	2	3	0.0%	42.8%
PHYSICAL EDUCATION/ACTIVITIES.....	3	1	0.0%	11.0%
INDIVIDUALIZED SPECIAL EDUCATION.....	5	1	0.0%	12.7%
OTHER.....	8	1	0.0%	100.0%
TOTALS:		7655	100.0%	100.0%

PROGDAY3 = P5D # OF DAYS PER WEEK CHILD GOES REC# 3

P5D. How many days each week does (CHILD) go to this program or arrangement?

POSITION: 280-281
FORMAT: N2

RESPONSE	CODES	FREQ	UNWGTD PERCENT	WGTD PERCENT
NA/MISSING.....	1	7649	99.9%	(MISS) 89.0%
# OF DAYS EA WK CHILD ATTENDS DAYCARE.	3	1	0.0%	11.0%
TOTALS:		7655	100.0%	100.0%

PROGHR1 = P5E # OF HOURS CHILD GOES TO ARRA REC# 1

P5E. How many hours each week does (CHILD) go to this program or arrangement?

POSITION: 282-283
FORMAT: N2

RESPONSE	CODES	FREQ	UNWGTD PERCENT	WGTD PERCENT
NA/MISSING.....	1-40	7336	95.8%	(MISS) 100.0%
HOURS CARE PROVIDED.....	-8	2	0.0%	(MISS)
RESERVED CODES:	-9	3	0.0%	(MISS)
DK.....				
NOT ASCERTAINED.....				
TOTALS:		7655	100.0%	100.0%

PROGHR2 = P5E # OF HOURS CHILD GOES TO ARRA REC# 2

P5E. How many hours each week does (CHILD) go to this program or arrangement?

POSITION: 284-285
FORMAT: N2

RESPONSE	CODES	FREQ	UNWGTD PERCENT	WGTD PERCENT
NA/MISSING.....	1-20	7602	99.3%	(MISS) 100.0%
HOURS CARE PROVIDED.....	-9	4	0.1%	(MISS)
RESERVED CODES:				
NOT ASCERTAINED.....				
TOTALS:		7655	100.0%	100.0%

PROGHR3 = P5E # OF HOURS CHILD GOES TO ARRA REC# 3

P5E. How many hours each week does (CHILD) go to this program or arrangement?

POSITION: 286-287
FORMAT: N2

RESPONSE	CODES	FREQ	UNWGTD PERCENT	WGTD PERCENT
NA/MISSING.....	1-2	7649	99.9%	(MISS) 100.0%
HOURS CARE PROVIDED.....	-8	1	0.0%	(MISS)
RESERVED CODES:				
DK.....				
TOTALS:		7655	100.0%	100.0%

STRTKIND = P6 WHEN IS CHILD EXPECTED TO START KIND

P6. When do you expect (CHILD) to start kindergarten?

POSITION: 288-289
FORMAT: N2

RESPONSE	CODES	FREQ	UNWGTD PERCENT	WGTD PERCENT
DON'T PLAN FOR CHILD TO ATTEND KINDRGR	1	71	0.9%	1.4%
THIS COMING FALL.....	2	2388	31.2%	47.5%
FALL 1992.....	3	1792	23.4%	36.5%
FALL 1993.....	4	638	8.3%	13.3%
FALL 1994.....	5	74	1.0%	1.4%
RESERVED CODES:				
INAPPLICABLE.....	-1	2570	33.6%	(MISS)
REFUSED.....	-7	2	0.0%	(MISS)
DK.....	-8	107	1.4%	(MISS)
NOT ASCERTAINED.....	-9	13	0.2%	(MISS)
TOTALS:		7655	100.0%	100.0%

NOKIND = P6A WHY NOT SENDING CHILD TO KINDERGARTN

P6A. Why have you decided not to send (CHILD) to kindergarten?

POSITION: 290-291
FORMAT: N2

RESPONSE	CODES	FREQ	UNWGTD PERCENT	WGTD PERCENT
DON'T THINK KINDERGARTEN IS NECESSARY.	3	7	0.1%	7.6%
CHILD IS IN AN ALTERNATIVE PROGRAM.....	4	12	0.2%	15.0%
PREFER TO EDUCATE CHILD AT HOME.....	5	29	0.4%	45.9%
CHILD HAS SPECIAL NEEDS/PROBLEMS.....	6	9	0.1%	14.4%
OTHER (SPECIFY).....	91	14	0.2%	17.1%
RESERVED CODES:				
INAPPLICABLE.....	-1	7584	99.1%	(MISS)
TOTALS:		7655	100.0%	100.0%

KINDFALL = P7 CHILD OLD ENOUGH TO START KINDERGARTN

P7. Most school districts have guidelines about when a child can start school based on his or her date of birth. Was (CHILD) old enough to start kindergarten last fall based on (his/her) birthdate?

POSITION: 292-293
FORMAT: N2

RESPONSE	CODES	FREQ	UNWGTD PERCENT	WGTD PERCENT
YES.....	1	126	1.6%	20.8%
NO.....	2	475	6.2%	79.2%
RESERVED CODES:				
INAPPLICABLE.....	-1	7043	92.0%	(MISS)
DK.....	-8	7	0.1%	(MISS)
NOT ASCERTAINED.....	-9	4	0.1%	(MISS)
TOTALS:		7655	100.0%	100.0%

KINDWHEN = P8 ENROLL WHEN OLD ENOUGH FOR KINDERGRTRN

P8. Most school districts have guidelines about when a child can start school based on his or her date of birth. Do you expect to enroll (CHILD) in kindergarten when (he/she) is old enough based on (his/her) birthdate, or will you wait until (he/she) is older?

POSITION: 294-295
FORMAT: N2

RESPONSE	CODES	FREQ	UNWGTD PERCENT	WGTD PERCENT
WHEN OLD ENOUGH.....	1	4494	58.7%	95.0%
WILL WAIT.....	2	228	3.0%	5.0%
RESERVED CODES:				
INAPPLICABLE.....	-1	2767	36.1%	(MISS)
REFUSED.....	-7	2	0.0%	(MISS)
DK.....	-8	113	1.5%	(MISS)
NOT ASCERTAINED.....	-9	51	0.7%	(MISS)
TOTALS:		7655	100.0%	100.0%

KINDMAT = P9 NOT MATURE ENOUGH FOR K

P9. Why did you decide to wait before enrolling (CHILD) in kindergarten?

POSITION: 296-297
FORMAT: N2

RESPONSE	CODES	FREQ	UNWGTD PERCENT	WGTD PERCENT
YES.....	1	198	2.6%	57.8%
NO.....	2	144	1.9%	42.2%
RESERVED CODES:				
INAPPLICABLE.....	-1	7301	95.4%	(MISS)
DK.....	-8	2	0.0%	(MISS)
NOT ASCERTAINED.....	-9	10	0.1%	(MISS)
TOTALS:		7655	100.0%	100.0%

KINDSPAN = P9 DIDN'T HAVE ATTENTION SPAN FOR K

P9. Why did you decide to wait before enrolling (CHILD) in kindergarten?

POSITION: 298-299
 FORMAT: N2

RESPONSE	CODES	FREQ	UNWGTD PERCENT	WGTD PERCENT
YES.....	1	33	0.4%	9.6%
NO.....	2	309	4.0%	90.4%
RESERVED CODES:				
INAPPLICABLE.....	-1	7301	95.4%	(MISS)
DK.....	-8	2	0.0%	(MISS)
NOT ASCERTAINED.....	-9	10	0.1%	(MISS)
TOTALS:		7655	100.0%	100.0%

KINDGRUP = P9 NOT READY TO BE WITH FORMAL GROUP IN

P9. Why did you decide to wait before enrolling (CHILD) in kindergarten?

POSITION: 302-303
 FORMAT: N2

RESPONSE	CODES	FREQ	UNWGTD PERCENT	WGTD PERCENT
YES.....	1	27	0.4%	9.6%
NO.....	2	315	4.1%	90.4%
RESERVED CODES:				
INAPPLICABLE.....	-1	7301	95.4%	(MISS)
DK.....	-8	2	0.0%	(MISS)
NOT ASCERTAINED.....	-9	10	0.1%	(MISS)
TOTALS:		7655	100.0%	100.0%

KINDBETR = P9 BETTER IF CHILD OLDER WHEN STARTING K

P9. Why did you decide to wait before enrolling (CHILD) in kindergarten?

POSITION: 300-301
 FORMAT: N2

RESPONSE	CODES	FREQ	UNWGTD PERCENT	WGTD PERCENT
YES.....	1	115	1.5%	34.8%
NO.....	2	227	3.0%	65.2%
RESERVED CODES:				
INAPPLICABLE.....	-1	7301	95.4%	(MISS)
DK.....	-8	2	0.0%	(MISS)
NOT ASCERTAINED.....	-9	10	0.1%	(MISS)
TOTALS:		7655	100.0%	100.0%

KINDFUL = P9 FULL-DAY K NOT AVAIL

P9. Why did you decide to wait before enrolling (CHILD) in kindergarten?

POSITION: 304-305
 FORMAT: N2

RESPONSE	CODES	FREQ	UNWGTD PERCENT	WGTD PERCENT
YES.....	1	4	0.1%	1.5%
NO.....	2	338	4.4%	98.5%
RESERVED CODES:				
INAPPLICABLE.....	-1	7301	95.4%	(MISS)
DK.....	-8	2	0.0%	(MISS)
NOT ASCERTAINED.....	-9	10	0.1%	(MISS)
TOTALS:		7655	100.0%	100.0%

KINDPART = P9 PART-DAY K NOT AVAILABLE

P9. Why did you decide to wait before enrolling (CHILD) in kindergarten?

POSITION: 306-307
FORMAT: N2

RESPONSE	CODES	FREQ	UNWGTD PERCENT	WGTD PERCENT
YES	1	3	0.0%	1.0%
NO	2	339	4.4%	99.0%
RESERVED CODES:				
INAPPLICABLE	-1	7301	95.4%	(MISS)
DK	-8	2	0.0%	(MISS)
NOT ASCERTAINED	-9	10	0.1%	(MISS)
TOTALS:		7655	100.0%	100.0%

KINDSCHL = P9 SCHOOL WANTED WAS NOT AVAILABLE FOR K

P9. Why did you decide to wait before enrolling (CHILD) in kindergarten?

POSITION: 308-309
FORMAT: N2

RESPONSE	CODES	FREQ	UNWGTD PERCENT	WGTD PERCENT
YES	1	3	0.0%	0.5%
NO	2	339	4.4%	99.5%
RESERVED CODES:				
INAPPLICABLE	-1	7301	95.4%	(MISS)
DK	-8	2	0.0%	(MISS)
NOT ASCERTAINED	-9	10	0.1%	(MISS)
TOTALS:		7655	100.0%	100.0%

KINDMOVE = P9 WAITED DUE TO FAMILY MOVING

P9. Why did you decide to wait before enrolling (CHILD) in kindergarten?

POSITION: 310-311
FORMAT: N2

RESPONSE	CODES	FREQ	UNWGTD PERCENT	WGTD PERCENT
YES	1	2	0.0%	0.5%
NO	2	340	4.4%	99.5%
RESERVED CODES:				
INAPPLICABLE	-1	7301	95.4%	(MISS)
DK	-8	2	0.0%	(MISS)
NOT ASCERTAINED	-9	10	0.1%	(MISS)
TOTALS:		7655	100.0%	100.0%

KINDPROB = P9 CHILD HAS SPECIAL NEEDS OR PROBLEMS

P9. Why did you decide to wait before enrolling (CHILD) in kindergarten?

POSITION: 312-313
FORMAT: N2

RESPONSE	CODES	FREQ	UNWGTD PERCENT	WGTD PERCENT
YES	1	39	0.5%	10.4%
NO	2	303	4.0%	89.6%
RESERVED CODES:				
INAPPLICABLE	-1	7301	95.4%	(MISS)
DK	-8	2	0.0%	(MISS)
NOT ASCERTAINED	-9	10	0.1%	(MISS)
TOTALS:		7655	100.0%	100.0%

KINDHOME = P9 CHILD SHOULD BE HOME WITH FAMILY

P9. Why did you decide to wait before enrolling (CHILD) in kindergarten?

POSITION: 314-315
FORMAT: N2

RESPONSE	CODES	FREQ	UNWGTD PERCENT	WGTD PERCENT
YES.....	1	21	0.3%	6.3%
NO.....	2	321	4.2%	93.7%
RESERVED CODES:				
INAPPLICABLE.....	-1	7301	95.4%	(MISS)
DK.....	-8	2	0.0%	(MISS)
NOT ASCERTAINED.....	-9	10	0.1%	(MISS)
TOTALS:		7655	100.0%	100.0%

KINDPROG = P9 TOO ACADEMIC FOR CHILD

P9. Why did you decide to wait before enrolling (CHILD) in kindergarten?

POSITION: 316-317
FORMAT: N2

RESPONSE	CODES	FREQ	UNWGTD PERCENT	WGTD PERCENT
YES.....	1	9	0.1%	2.4%
NO.....	2	333	4.4%	97.6%
RESERVED CODES:				
INAPPLICABLE.....	-1	7301	95.4%	(MISS)
DK.....	-8	2	0.0%	(MISS)
NOT ASCERTAINED.....	-9	10	0.1%	(MISS)
TOTALS:		7655	100.0%	100.0%

KINDELSE = P9 ALREADY ENROLLED IN SOMETHING ELSE

P9. Why did you decide to wait before enrolling (CHILD) in kindergarten?

POSITION: 318-319
FORMAT: N2

RESPONSE	CODES	FREQ	UNWGTD PERCENT	WGTD PERCENT
YES.....	1	6	0.1%	1.8%
NO.....	2	336	4.4%	98.2%
RESERVED CODES:				
INAPPLICABLE.....	-1	7301	95.4%	(MISS)
DK.....	-8	2	0.0%	(MISS)
NOT ASCERTAINED.....	-9	10	0.1%	(MISS)
TOTALS:		7655	100.0%	100.0%

KINDOTHR = P9 OTHER

P9. Why did you decide to wait before enrolling (CHILD) in kindergarten?

POSITION: 320-321
FORMAT: N2

RESPONSE	CODES	FREQ	UNWGTD PERCENT	WGTD PERCENT
YES.....	1	29	0.4%	9.3%
NO.....	2	312	4.1%	90.7%
RESERVED CODES:				
INAPPLICABLE.....	-1	7301	95.4%	(MISS)
DK.....	-8	3	0.0%	(MISS)
NOT ASCERTAINED.....	-9	10	0.1%	(MISS)
TOTALS:		7655	100.0%	100.0%

KINDNUM = P10 CHILD ATTENDS 1 OR 2 KINDERGARTENS

P10. Does (CHILD) go to one kindergarten, or two?

POSITION: 322-323
FORMAT: N2

RESPONSE	CODES	FREQ	UNWGTD PERCENT	WGTD PERCENT
ONE.....	1	2531	33.1%	99.1%
TWO.....	2	20	0.3%	0.9%
RESERVED CODES:				
INAPPLICABLE.....	-1	5099	66.6%	(MISS)
DK.....	-8	3	0.0%	(MISS)
NOT ASCERTAINED.....	-9	2	0.0%	(MISS)
TOTALS:		7655	100.0%	100.0%

KINDPUB1 = P11 KINDERGARTEN PUBLIC OR PRIVAT REC# 1

P11. [Is the (first/second) kindergarten/Does (CHILD) attend] a public or private (kindergarten/school)?

POSITION: 324-325
FORMAT: N2

RESPONSE	CODES	FREQ	UNWGTD PERCENT	WGTD PERCENT
NA/MISSING.....		5104	66.7%	(MISS)
PUBLIC.....	1	2121	27.7%	86.2%
PRIVATE.....	2	428	5.6%	13.8%
RESERVED CODES:				
DK.....	-8	2	0.0%	(MISS)
TOTALS:		7655	100.0%	100.0%

KINDPUB2 = P11 KINDERGARTEN PUBLIC OR PRIVAT REC# 2

P11. [Is the (first/second) kindergarten/Doc. (CHILD) attend] a public or private (kindergarten/school)?

POSITION: 326-327
FORMAT: N2

RESPONSE	CODES	FREQ	UNWGTD PERCENT	WGTD PERCENT
NA/MISSING.....		7635	99.7%	(MISS)
PUBLIC.....	1	14	0.2%	74.8%
PRIVATE.....	2	6	0.1%	25.2%
TOTALS:		7655	100.0%	100.0%

KINDCHU1 = P12 KINDERGARTEN CHURCH-RELATED REC# 1

P12. Is that private school church-related or not church-related?

POSITION: 328-329
FORMAT: N2

RESPONSE	CODES	FREQ	UNWGTD PERCENT	WGTD PERCENT
NA/MISSING.....		5104	66.7%	(MISS)
CHURCH-RELATED.....	1	296	3.9%	68.4%
NOT CHURCH-RELATED.....	2	131	1.7%	31.6%
RESERVED CODES:				
INAPPLICABLE.....	-1	2123	27.7%	(MISS)
DK.....	-8	1	0.0%	(MISS)
TOTALS:		7655	100.0%	100.0%

KINDCHU2 = P12 KINDERGARTEN CHURCH-RELATED REC# 2

P12. Is that private school church-related or not church-related?

POSITION: 330-331
FORMAT: N2

RESPONSE	CODES	FREQ	UNWGTD PERCENT	WGTD PERCENT
NA/MISSING.....	1	7635	99.7%	(MISS) 45.3%
CHURCH-RELATED.....	2	3	0.0%	54.7%
NOT CHURCH-RELATED.....				
RESERVED CODES:				
INAPPLICABLE.....	-1	14	0.2%	(MISS)
TOTALS:		7655	100.0%	100.0%

FULLDAY1 = P13 KINDERGARTEN FULL OR PART DAY REC# 1

P13. [Is the (first/second) kindergarten/Does (CHILD) go to] a full-day or part-day (kindergarten/school)?

POSITION: 332-333
FORMAT: N2

RESPONSE	CODES	FREQ	UNWGTD PERCENT	WGTD PERCENT
NA/MISSING.....	1	5104	66.7%	(MISS) 41.5%
FULL-DAY.....	2	1039	13.6%	58.5%
PART-DAY.....		1504	19.6%	
RESERVED CODES:				
DK.....	-8	5	0.1%	(MISS)
NOT ASCERTAINED.....	-9	3	0.0%	(MISS)
TOTALS:		7655	100.0%	100.0%

FULLDAY2 = P13 KINDERGARTEN FULL OR PART DAY REC# 2

P13. [Is the (first/second) kindergarten/Does (CHILD) go to] a full-day or part-day (kindergarten/school)?

POSITION: 334-335
FORMAT: N2

RESPONSE	CODES	FREQ	UNWGTD PERCENT	WGTD PERCENT
NA/MISSING.....	1	7635	99.7%	(MISS) 22.1%
FULL-DAY.....	2	3	0.0%	77.9%
PART-DAY.....		17	0.2%	
TOTALS:		7655	100.0%	100.0%

AFTRKIND = P14 AFTER KINDERGARTEN CHILD CARE

P14. Some schools offer a program after school that provides child care or additional education. Does (CHILD) go to a program like this after (kindergarten/school)?

POSITION: 336-337
FORMAT: N2

RESPONSE	CODES	FREQ	UNWGTD PERCENT	WGTD PERCENT
YES.....	1	223	2.9%	7.9%
NO.....	2	2326	30.4%	92.1%
RESERVED CODES:				
INAPPLICABLE.....	-1	5099	66.6%	(MISS)
DK.....	-8	2	0.0%	(MISS)
NOT ASCERTAINED.....	-9	5	0.1%	(MISS)
TOTALS:		7655	100.0%	100.0%

KINDYEAR = P15 FIRST OR SECOND YEAR OF KINDERGARTEN

P15. Is this (CHILD/S) first or second year of kindergarten?

POSITION: 338-339
FORMAT: N2

RESPONSE	CODES	FREQ	UNMGTD PERCENT	WGTD PERCENT
FIRST	1	2359	30.8%	95.7%
SECOND	2	111	1.5%	4.3%
RESERVED CODES:				
INAPPLICABLE	-1	5181	67.7%	(MISS)
DK	-8	2	0.0%	(MISS)
NOT ASCERTAINED	-9	2	0.0%	(MISS)
TOTALS:		7655	100.0%	100.0%

SECKGRAD = P15A POOR GRADES/TROUBLE WITH CLASSES

P15A. Why did (CHILD) stay in kindergarten for a second year?
[CODE ALL THAT APPLY]

POSITION: 340-341
FORMAT: N2

RESPONSE	CODES	FREQ	UNMGTD PERCENT	WGTD PERCENT
YES	1	26	0.3%	26.1%
NO	2	83	1.1%	73.9%
RESERVED CODES:				
INAPPLICABLE	-1	7544	98.5%	(MISS)
DK	-8	1	0.0%	(MISS)
NOT ASCERTAINED	-9	1	0.0%	(MISS)
TOTALS:		7655	100.0%	100.0%

SECKHAT = P15A NOT MATURE ENOUGH TO LEAVE K

P15A. Why did (CHILD) stay in kindergarten for a second year?
[CODE ALL THAT APPLY]

POSITION: 342-343
FORMAT: N2

RESPONSE	CODES	FREQ	UNMGTD PERCENT	WGTD PERCENT
YES	1	48	0.6%	48.7%
NO	2	61	0.8%	51.3%
RESERVED CODES:				
INAPPLICABLE	-1	7544	98.5%	(MISS)
DK	-8	1	0.0%	(MISS)
NOT ASCERTAINED	-9	1	0.0%	(MISS)
TOTALS:		7655	100.0%	100.0%

SECKBEHV = P15A COULDN'T BEHAVE TO LEAVE K

P15A. Why did (CHILD) stay in kindergarten for a second year?
[CODE ALL THAT APPLY]

POSITION: 344-345
FORMAT: N2

RESPONSE	CODES	FREQ	UNMGTD PERCENT	WGTD PERCENT
YES	1	5	0.1%	4.4%
NO	2	104	1.4%	95.6%
RESERVED CODES:				
INAPPLICABLE	-1	7544	98.5%	(MISS)
DK	-8	1	0.0%	(MISS)
NOT ASCERTAINED	-9	1	0.0%	(MISS)
TOTALS:		7655	100.0%	100.0%

SECKMOVE = P15A MOVED DURING SCHOOL YEAR

P15A. Why did (CHILD) stay in kindergarten for a second year?
[CODE ALL THAT APPLY]

POSITION: 346-347
FORMAT: N2

RESPONSE	CODES	FREQ	UNWGTD PERCENT	WGTD PERCENT
YES.....	1	9	0.1%	9.9%
NO.....	2	100	1.3%	90.1%
RESERVED CODES:				
INAPPLICABLE.....	-1	7544	98.5%	(MISS)
DK.....	-8	1	0.0%	(MISS)
NOT ASCERTAINED.....	-9	1	0.0%	(MISS)
TOTALS:		7655	100.0%	100.0%

SECKSICK = P15A MISSED A LOT OF SCHOOL DUE TO SICKN

P15A. Why did (CHILD) stay in kindergarten for a second year?
[CODE ALL THAT APPLY]

POSITION: 348-349
FORMAT: N2

RESPONSE	CODES	FREQ	UNWGTD PERCENT	WGTD PERCENT
YES.....	1	3	0.0%	1.4%
NO.....	2	106	1.4%	98.6%
RESERVED CODES:				
INAPPLICABLE.....	-1	7544	98.5%	(MISS)
DK.....	-8	1	0.0%	(MISS)
NOT ASCERTAINED.....	-9	1	0.0%	(MISS)
TOTALS:		7655	100.0%	100.0%

SECKTEST = P15A DID POORLY ON ASSESSMENT TEST

P15A. Why did (CHILD) stay in kindergarten for a second year?
[CODE ALL THAT APPLY]

POSITION: 350-351
FORMAT: N2

RESPONSE	CODES	FREQ	UNWGTD PERCENT	WGTD PERCENT
YES.....	1	5	0.1%	5.2%
NO.....	2	104	1.4%	94.8%
RESERVED CODES:				
INAPPLICABLE.....	-1	7544	98.5%	(MISS)
DK.....	-8	1	0.0%	(MISS)
NOT ASCERTAINED.....	-9	1	0.0%	(MISS)
TOTALS:		7655	100.0%	100.0%

SECKPLAN = P15A KINDERGARTEN 2ND YEAR-PLANNED

P15A. Why did (CHILD) stay in kindergarten for a second year?
[CODE ALL THAT APPLY]

POSITION: 352-353
FORMAT: N2

RESPONSE	CODES	FREQ	UNWGTD PERCENT	WGTD PERCENT
YES.....	1	19	0.2%	100.0%
RESERVED CODES:				
INAPPLICABLE.....	-1	7636	99.8%	(MISS)
TOTALS:		7655	100.0%	100.0%

SECKOTHR = P15A OTHER REASON STAYED IN K

P15A. Why did (CHILD) stay in kindergarten for a second year?
[CODE ALL THAT APPLY]

POSITION: 354-355
FORMAT: N2

RESPONSE	CODES	FREQ	UNWGTD PERCENT	WGTD PERCENT
YES.....	1	22	0.3%	17.0%
NO.....	2	87	1.1%	83.0%
RESERVED CODES:				
INAPPLICABLE.....	-1	7544	98.5%	(MISS)
DK.....	-8	1	0.0%	(MISS)
NOT ASCERTAINED.....	-9	1	0.0%	(MISS)
TOTALS:		7655	100.0%	100.0%

KINDNROL = P16 ENROLLED IN KINDERGARTEN WHEN OF AGE

P16. Most school districts have guidelines about when a child should start school based on his or her date of birth. Did you enroll (CHILD) in (kindergarten/school) when (he/she) was old enough based on (his/her) birthdate, or did you wait until (he/she) was older?

POSITION: 356-357
FORMAT: N2

RESPONSE	CODES	FREQ	UNWGTD PERCENT	WGTD PERCENT
WHEN OLD ENOUGH.....	1	2380	31.1%	93.7%
WAITED.....	2	156	2.0%	6.3%
RESERVED CODES:				
INAPPLICABLE.....	-1	5099	66.6%	(MISS)
DK.....	-8	19	0.2%	(MISS)
NOT ASCERTAINED.....	-9	1	0.0%	(MISS)
TOTALS:		7655	100.0%	100.0%

WHYMAT = P17 NOT MATURE ENOUGH

P17. Why did you decide to wait before enrolling (CHILD) in (kindergarten/school)? [CODE UP TO 3 RESPONSES]

POSITION: 358-359
FORMAT: N2

RESPONSE	CODES	FREQ	UNWGTD PERCENT	WGTD PERCENT
YES.....	1	89	1.2%	57.0%
NO.....	2	66	0.9%	43.0%
RESERVED CODES:				
INAPPLICABLE.....	-1	7499	98.0%	(MISS)
DK.....	-8	1	0.0%	(MISS)
TOTALS:		7655	100.0%	100.0%

WHYSPAN = P17 DIDN'T HAVE ATTENTION SPAN K

P17. Why did you decide to wait before enrolling (CHILD) in (kindergarten/school)? [CODE UP TO 3 RESPONSES]

POSITION: 360-361
FORMAT: N2

RESPONSE	CODES	FREQ	UNWGTD PERCENT	WGTD PERCENT
YES.....	1	9	0.1%	6.0%
NO.....	2	146	1.9%	94.0%
RESERVED CODES:				
INAPPLICABLE.....	-1	7499	98.0%	(MISS)
DK.....	-8	1	0.0%	(MISS)
TOTALS:		7655	100.0%	100.0%

WHYBETR = P17 BETTER IF CHILD OLDER WHEN STARTING

P17. Why did you decide to wait before enrolling (CHILD) in (kindergarten/school)? [CODE UP TO 3 RESPONSES]

POSITION: 362-363
FORMAT: N2

RESPONSE	CODES	FREQ	UNWGTD PERCENT	WGTD PERCENT
YES.....	1	44	0.6%	25.3%
NO.....	2	111	1.5%	74.7%
RESERVED CODES:				
INAPPLICABLE.....	-1	7499	98.0% (MISS)	
DK.....	-8	1	0.0% (MISS)	
TOTALS:		7655	100.0%	100.0%

WHYGRUP = P17 NOT READY TO BE WITH FORMAL GROUP IN

P17. Why did you decide to wait before enrolling (CHILD) in (kindergarten/school)? [CODE UP TO 3 RESPONSES]

POSITION: 364-365
FORMAT: N2

RESPONSE	CODES	FREQ	UNWGTD PERCENT	WGTD PERCENT
YES.....	1	14	0.2%	9.5%
NO.....	2	141	1.8%	90.5%
RESERVED CODES:				
INAPPLICABLE.....	-1	7499	98.0% (MISS)	
DK.....	-8	1	0.0% (MISS)	
TOTALS:		7655	100.0%	100.0%

WHYFULL = P17 FULL-DAY K NOT AVAILABLE

P17. Why did you decide to wait before enrolling (CHILD) in (kindergarten/school)? [CODE UP TO 3 RESPONSES]

POSITION: 366-367
FORMAT: N2

RESPONSE	CODES	FREQ	UNWGTD PERCENT	WGTD PERCENT
NO.....	2	155	2.0%	100.0%
RESERVED CODES:				
INAPPLICABLE.....	-1	7499	98.0% (MISS)	
DK.....	-8	1	0.0% (MISS)	
TOTALS:		7655	100.0%	100.0%

WHYPART = P17 PART-DAY K NOT AVAILABLE

P17. Why did you decide to wait before enrolling (CHILD) in (kindergarten/school)? [CODE UP TO 3 RESPONSES]

POSITION: 368-369
FORMAT: N2

RESPONSE	CODES	FREQ	UNWGTD PERCENT	WGTD PERCENT
YES.....	1	2	0.0%	1.2%
NO.....	2	153	2.0%	98.8%
RESERVED CODES:				
INAPPLICABLE.....	-1	7499	98.0% (MISS)	
DK.....	-8	1	0.0% (MISS)	
TOTALS:		7655	100.0%	100.0%

WHYSCHL = P17 SCHOOL WANTED WAS NOT AVAILABLE FOR

P17. Why did you decide to wait before enrolling (CHILD) in
(kindergarten/school)? [CODE UP TO 3 RESPONSES]

POSITION: 370-371
FORMAT: N2

RESPONSE	UNWGTD PERCENT	WGTD PERCENT	CODES	FREQ
YES.....	2.0%	100.0%	2	155
NO.....				
RESERVED CODES:				
INAPPLICABLE.....	98.0%	(MISS)	-1	7499
DK.....	0.0%	(MISS)	-8	1
TOTALS:	100.0%	100.0%		7655

WHYMOVE = P17 WAITED DUE TO FAMILY MOVING

P17. Why did you decide to wait before enrolling (CHILD) in
(kindergarten/school)? [CODE UP TO 3 RESPONSES]

POSITION: 372-373
FORMAT: N2

RESPONSE	UNWGTD PERCENT	WGTD PERCENT	CODES	FREQ
YES.....	0.1%	1.9%	1	4
NO.....	2.0%	98.1%	2	151
RESERVED CODES:				
INAPPLICABLE.....	98.0%	(MISS)	-1	7499
DK.....	0.0%	(MISS)	-8	1
TOTALS:	100.0%	100.0%		7655

WHYPROB = P17 CHILD HAS SPECIAL NEEDS OR PROBLEMS

P17. Why did you decide to wait before enrolling (CHILD) in
(kindergarten/school)? [CODE UP TO 3 RESPONSES]

POSITION: 374-375
FORMAT: N2

RESPONSE	UNWGTD PERCENT	WGTD PERCENT	CODES	FREQ
YES.....	0.2%	12.3%	1	19
NO.....	1.8%	87.7%	2	136
RESERVED CODES:				
INAPPLICABLE.....	98.0%	(MISS)	-1	7499
DK.....	0.0%	(MISS)	-8	1
TOTALS:	100.0%	100.0%		7655

WHYHOME = P17 CHILD SHOULD BE HOME WITH FAMILY

P17. Why did you decide to wait before enrolling (CHILD) in
(kindergarten/school)? [CODE UP TO 3 RESPONSES]

POSITION: 376-377
FORMAT: N2

RESPONSE	UNWGTD PERCENT	WGTD PERCENT	CODES	FREQ
YES.....	0.1%	4.9%	1	9
NO.....	1.9%	95.1%	2	146
RESERVED CODES:				
INAPPLICABLE.....	98.0%	(MISS)	-1	7499
DK.....	0.0%	(MISS)	-8	1
TOTALS:	100.0%	100.0%		7655

WHYPROG = P17 TOO ACADEMIC FOR CHILD

P17. Why did you decide to wait before enrolling (CHILD) in
(kindergarten/school)? [CODE UP TO 3 RESPONSES]

RESPONSE	CODES	FREQ	UNWGTD PERCENT	WGTD PERCENT
YES.....	2	155	2.0%	100.0%
NO.....				
RESERVED CODES:				
INAPPLICABLE.....	-1	7499	98.0%	(MISS)
DK.....	-8	1	0.0%	(MISS)
TOTALS:		7655	100.0%	100.0%

POSITION: 378-379
FORMAT: N2

WHYOTHR = P17 OTHER REASON TO WAIT BEFORE K

P17. Why did you decide to wait before enrolling (CHILD) in
(kindergarten/school)? [CODE UP TO 3 RESPONSES]

RESPONSE	CODES	FREQ	UNWGTD PERCENT	WGTD PERCENT
YES.....	1	10	0.1%	6.8%
NO.....	2	145	1.9%	93.2%
RESERVED CODES:				
INAPPLICABLE.....	-1	7499	98.0%	(MISS)
DK.....	-8	1	0.0%	(MISS)
TOTALS:		7655	100.0%	100.0%

POSITION: 382-383
FORMAT: N2

WHYELSE = P17 ALREADY ENROLLED IN SOMETHING ELSE

P17. Why did you decide to wait before enrolling (CHILD) in
(kindergarten/school)? [CODE UP TO 3 RESPONSES]

RESPONSE	CODES	FREQ	UNWGTD PERCENT	WGTD PERCENT
YES.....	1	5	0.1%	4.0%
NO.....	2	150	2.0%	96.0%
RESERVED CODES:				
INAPPLICABLE.....	-1	7499	98.0%	(MISS)
DK.....	-8	1	0.0%	(MISS)
TOTALS:		7655	100.0%	100.0%

POSITION: 380-381
FORMAT: N2

FALLGRAD = P18 CHILD'S EXPECTED GRADE NEXT FALL

P18. What grade or year do you expect (CHILD) to be in next fall?

RESPONSE	CODES	FREQ	UNWGTD PERCENT	WGTD PERCENT
KINDERGARTEN.....	1	181	2.4%	6.9%
FIRST GRADE.....	2	2328	30.4%	93.1%
RESERVED CODES:				
INAPPLICABLE.....	-1	5099	66.6%	(MISS)
REFUSED.....	-7	1	0.0%	(MISS)
DK.....	-8	43	0.6%	(MISS)
NOT ASCERTAINED.....	-9	3	0.0%	(MISS)
TOTALS:		7655	100.0%	100.0%

POSITION: 384-385
FORMAT: N2

READTO = P19/E36 HOW OFTEN READ TO CHILD

P19. About how often do you (and OTHER PARENT/GUARDIAN) read stories to (CHILD)?

POSITION: 386-387
FORMAT: N2

RESPONSE	CODES	FREQ	UNWGTD PERCENT	WGTD PERCENT
NEVER.....	1	74	1.0%	1.0%
SEVERAL TIMES A YEAR.....	2	180	2.4%	2.4%
SEVERAL TIMES A MONTH.....	3	1076	14.1%	14.8%
AT LEAST THREE TIMES A WEEK.....	4	2926	38.2%	38.8%
EVERY DAY.....	5	3390	44.3%	43.0%
RESERVED CODES:				
DK.....	-8	7	0.1%	(MISS)
NOT ASCERTAINED.....	-9	2	0.0%	(MISS)
TOTALS:		7655	100.0%	100.0%

NUMBOOKS = P20/E35 HOW MANY KIDS BOOKS CHILD HAVE

P20. About how many children's books does (CHILD) have of (his/her) own?

POSITION: 388-389
FORMAT: N2

RESPONSE	CODES	FREQ	UNWGTD PERCENT	WGTD PERCENT
NONE.....	1	91	1.2%	1.4%
1 OR 2 BOOKS.....	2	122	1.6%	2.0%
3 TO 9 BOOKS.....	3	666	8.7%	10.1%
10 OR MORE BOOKS.....	4	6767	88.4%	86.5%
RESERVED CODES:				
DK.....	-8	7	0.1%	(MISS)
NOT ASCERTAINED.....	-9	2	0.0%	(MISS)
TOTALS:		7655	100.0%	100.0%

NEWSPAPR = P21/E38 DOES FAMILY GET DAILY NEWSPAPER

P21. Does your family get a daily newspaper?

POSITION: 390-391
FORMAT: N2

RESPONSE	CODES	FREQ	UNWGTD PERCENT	WGTD PERCENT
YES.....	1	4276	55.9%	53.4%
NO.....	2	3374	44.1%	46.6%
RESERVED CODES:				
DK.....	-8	3	0.0%	(MISS)
NOT ASCERTAINED.....	-9	2	0.0%	(MISS)
TOTALS:		7655	100.0%	100.0%

TVHOURS = P22/E40 HOURS PER DAY WATCHING TV/VIDEO

P22. About how many hours each day does (CHILD) watch television shows or video tapes?

POSITION: 392-393
FORMAT: N2

RESPONSE	CODES	FREQ	UNWGTD PERCENT	WGTD PERCENT
DO NOT HAVE A TV.....	95	48	0.6%	0.6%
LESS THAN ONE HOUR PER DAY.....	96	292	3.8%	3.9%
HOURS PER DAY WATCHING TV/VIDEOS.....	0-15	7249	94.7%	95.5%
RESERVED CODES:				
REFUSED.....	-7	1	0.0%	(MISS)
DK.....	-8	61	0.8%	(MISS)
NOT ASCERTAINED.....	-9	4	0.1%	(MISS)
TOTALS:		7655	100.0%	100.0%

RULEWHAT = P23/E41 ANY RULES ABOUT WHAT PROGRAMS

P23. Are there family rules for (CHILD) about any of the following television-related activities?

POSITION: 394-395
FORMAT: N2

RESPONSE	CODES	FREQ	UNWGTD PERCENT	WGTD PERCENT
YES.....	1	6358	83.1%	84.1%
NO.....	2	1161	15.2%	15.9%
RESERVED CODES:				
INAPPLICABLE.....	-1	122	1.6%	(MISS)
DK.....	-8	7	0.1%	(MISS)
NOT ASCERTAINED.....	-9	7	0.1%	(MISS)
TOTALS:		7655	100.0%	100.0%

RULETIME = P23/E41 ANY RULES ABOUT HOW EARLY/LATE

P23. Are there family rules for (CHILD) about any of the following television-related activities?

POSITION: 396-397
FORMAT: N2

RESPONSE	CODES	FREQ	UNWGTD PERCENT	WGTD PERCENT
YES.....	1	6415	83.8%	85.4%
NO.....	2	1102	14.4%	14.6%
RESERVED CODES:				
INAPPLICABLE.....	-1	122	1.6%	(MISS)
DK.....	-8	7	0.1%	(MISS)
NOT ASCERTAINED.....	-9	9	0.1%	(MISS)
TOTALS:		7655	100.0%	100.0%

RULEHRS = P23/E41 ANY RULES ABOUT # HOURS WATCHED

P23. Are there family rules for (CHILD) about any of the following television-related activities?

POSITION: 398-399
FORMAT: N2

RESPONSE	CODES	FREQ	UNWGTD PERCENT	WGTD PERCENT
YES.....	1	4019	52.5%	53.5%
NO.....	2	3472	45.4%	46.5%
RESERVED CODES:				
INAPPLICABLE.....	-1	122	1.6%	(MISS)
DK.....	-8	32	0.4%	(MISS)
NOT ASCERTAINED.....	-9	10	0.1%	(MISS)
TOTALS:		7655	100.0%	100.0%

RULEDAYS = E41 P23/E41 ANY RULES AB WEEKDAY TV HOUR

P23. Are there family rules for (CHILD) about any of the following television-related activities?

POSITION: 400-401
FORMAT: N2

RESPONSE	CODES	FREQ	UNWGTD PERCENT	WGTD PERCENT
YES.....	1	4076	53.2%	54.0%
NO.....	2	3423	44.7%	46.0%
RESERVED CODES:				
INAPPLICABLE.....	-1	122	1.6%	(MISS)
REFUSED.....	-7	1	0.0%	(MISS)
DK.....	-8	23	0.3%	(MISS)
NOT ASCERTAINED.....	-9	10	0.1%	(MISS)
TOTALS:		7655	100.0%	100.0%

RULEFAM = P23A FAMILY RULE OR NOT INTERESTED IN TV

P23A. Is it a family rule that (CHILD) may not watch television, or is (he/she) not interested?

POSITION: 402-403
FORMAT: N2

RESPONSE	CODES	FREQ	UNWGTD PERCENT	WGTD PERCENT
FAMILY RULE.....	1	28	0.4%	33.8%
NOT INTERESTED.....	2	29	0.4%	48.1%
DON'T HAVE TELEVISION.....	95	15	0.2%	18.1%
RESERVED CODES:				
INAPPLICABLE.....	-1	7581	99.0%	(MISS)
NOT ASCERTAINED.....	-9	2	0.0%	(MISS)
TOTALS:		7655	100.0%	100.0%

WKREAD = P24/E44 READ TO CHILD IN PAST WEEK

P24. In the past week, have you or someone in your family done the following things with (CHILD)?

POSITION: 404-405
FORMAT: N2

RESPONSE	CODES	FREQ	UNWGTD PERCENT	WGTD PERCENT
YES.....	1	7218	94.3%	94.2%
NO.....	2	414	5.4%	5.8%
RESERVED CODES:				
DK.....	-8	11	0.1%	(MISS)
NOT ASCERTAINED.....	-9	12	0.2%	(MISS)
TOTALS:		7655	100.0%	100.0%

WKREADN = P24/E44 # TIMES READ TO CHILD IN PAST WK

P24. In the past week, have you or someone in your family done the following things with (CHILD)?
[IF YES: How many times? Would you say one or two times, or three or more?]

POSITION: 406-407
FORMAT: N2

RESPONSE	CODES	FREQ	UNWGTD PERCENT	WGTD PERCENT
1-2 TIMES.....	1	1676	21.9%	24.0%
3+ TIMES.....	2	5535	72.4%	76.0%
RESERVED CODES:				
INAPPLICABLE.....	-1	437	5.7%	(MISS)
DK.....	-8	3	0.0%	(MISS)
TOTALS:		7655	100.0%	100.0%

WKWORDS = P24 TAUGHT CHILD LETTERS, WORDS, NUMBERS

P24. In the past week, have you or someone in your family done the following things with (CHILD)?

POSITION: 408-409
FORMAT: N2

RESPONSE	CODES	FREQ	UNWGTD PERCENT	WGTD PERCENT
YES.....	1	6666	87.1%	87.6%
NO.....	2	950	12.4%	12.4%
RESERVED CODES:				
DK.....	-8	21	0.3%	(MISS)
NOT ASCERTAINED.....	-9	18	0.2%	(MISS)
TOTALS:		7655	100.0%	100.0%

WKWORDSN = P24 # TIMES TAUGHT LETTERS, WORDS, NUMBERS

P24. In the past week, have you or someone in your family done the following things with (CHILD)?
 [IF YES: How many times? Would you say one or two times, or three or more?]

POSITION: 410-411
 FORMAT: N2

RESPONSE	CODES	FREQ	UNWGTD PERCENT	WGTD PERCENT
1-2 TIMES.....	1	1944	25.4%	29.0%
3+ TIMES.....	2	4718	61.6%	71.0%
RESERVED CODES:				
INAPPLICABLE.....	-1	989	12.9%	(MISS)
DK.....	-8	4	0.1%	(MISS)
TOTALS:		7655	100.0%	100.0%

WKMUSIC = P24 TAUGHT CHIL SONGS/MUSIC PAST WEEK

P24. In the past week, have you or someone in your family done the following things with (CHILD)?

POSITION: 412-413
 FORMAT: N2

RESPONSE	CODES	FREQ	UNWGTD PERCENT	WGTD PERCENT
YES.....	1	4728	61.8%	62.2%
NO.....	2	2889	37.7%	37.8%
RESERVED CODES:				
DK.....	-8	20	0.3%	(MISS)
NOT ASCERTAINED.....	-9	18	0.2%	(MISS)
TOTALS:		7655	100.0%	100.0%

WKMUSTCH = P24 # TIMES TAUGHT CHILD SONGS/MUSIC

P24. In the past week, have you or someone in your family done the following things with (CHILD)?
 [IF YES: How many times? Would you say one or two times, or three or more?]

POSITION: 414-415
 FORMAT: N2

RESPONSE	CODES	FREQ	UNWGTD PERCENT	WGTD PERCENT
1-2 TIMES.....	1	2026	23.5%	42.8%
3+ TIMES.....	2	2692	35.2%	57.2%
RESERVED CODES:				
INAPPLICABLE.....	-1	2927	38.2%	(MISS)
DK.....	-8	10	0.1%	(MISS)
TOTALS:		7655	100.0%	100.0%

WKSTORY = P24 TOLD CHILD A STORY IN PAST WEEK

P24. In the past week, have you or someone in your family done the following things with (CHILD)?

POSITION: 416-417
 FORMAT: N2

RESPONSE	CODES	FREQ	UNWGTD PERCENT	WGTD PERCENT
YES.....	1	5484	71.6%	71.9%
NO.....	2	2119	27.7%	28.1%
RESERVED CODES:				
DK.....	-8	34	0.4%	(MISS)
NOT ASCERTAINED.....	-9	18	0.2%	(MISS)
TOTALS:		7655	100.0%	100.0%

WKSTORYN = P24 # TIMES TOLD CHILD A STORY

P24. In the past week, have you or someone in your family done the following things with (CHILD)?
 [IF YES: How many times? Would you say one or two times, or three or more?]

POSITION: 418-419
 FORMAT: N2

RESPONSE	CODES	FREQ	UNWGTD PERCENT	WGTD PERCENT
1-2 TIMES.....	1	2685	35.1%	49.1%
3+ TIMES.....	2	2788	36.4%	50.9%
RESERVED CODES:				
INAPPLICABLE.....	-1	2171	28.4%	(MISS)
DK.....	-8	11	0.1%	(MISS)
TOTALS:		7655	100.0%	100.0%

WKSANGH = P24 # TIMES SANG SONG WITH CHILD

P24. In the past week, have you or someone in your family done the following things with (CHILD)?
 [IF YES: How many times? Would you say one or two times, or three or more?]

POSITION: 422-423
 FORMAT: N2

RESPONSE	CODES	FREQ	UNWGTD PERCENT	WGTD PERCENT
1-2 TIMES.....	1	2112	27.6%	35.9%
3+ TIMES.....	2	3800	49.6%	64.1%
RESERVED CODES:				
INAPPLICABLE.....	-1	1735	22.7%	(MISS)
DK.....	-8	8	0.1%	(MISS)
TOTALS:		7655	100.0%	100.0%

WKSANG = P24 SANG A SONG WITH CHILD IN PAST WEEK

P24. in the past week, have you or someone in your family done the following things with (CHILD)?

POSITION: 420-421
 FORMAT: N2

RESPONSE	CODES	FREQ	UNWGTD PERCENT	WGTD PERCENT
YES.....	1	5920	77.3%	77.2%
NO.....	2	1688	22.1%	22.8%
RESERVED CODES:				
DK.....	-8	26	0.3%	(MISS)
NOT ASCERTAINED.....	-9	21	0.3%	(MISS)
TOTALS:		7655	100.0%	100.0%

WKCRAFT = P24/E44 ARTS & CRAFTS W/CHILD PAST WEEK

P24. In the past week, have you or someone in your family done the following things with (CHILD)?

POSITION: 424-425
 FORMAT: N2

RESPONSE	CODES	FREQ	UNWGTD PERCENT	WGTD PERCENT
YES.....	1	5136	67.1%	66.9%
NO.....	2	2490	32.5%	33.1%
RESERVED CODES:				
DK.....	-8	13	0.2%	(MISS)
NOT ASCERTAINED.....	-9	16	0.2%	(MISS)
TOTALS:		7655	100.0%	100.0%

WKRAFTN = P24/E44 # TIMES ARTS & CRAFTS W/ CHILD

P24. In the past week, have you or someone in your family done the following things with (CHILD)?
[IF YES: How many times? Would you say one or two times, or three or more?]

POSITION: 426-427
FORMAT: N2

RESPONSE	CODES	FREQ	UNWGTD PERCENT	WGTD PERCENT
1-2 TIMES.....	1	2576	33.7%	50.2%
3+ TIMES.....	2	2555	33.4%	49.8%
RESERVED CODES:				
INAPPLICABLE.....	-1	2519	32.9%	(MISS)
DK.....	-8	5	0.1%	(MISS)
TOTALS:		7655	100.0%	100.0%

WKPLAY = P24/E44 PLAYED GAMES/SPORTS PAST WEEK

P24. In the past week, have you or someone in your family done the following things with (CHILD)?

POSITION: 428-429
FORMAT: N2

RESPONSE	CODES	FREQ	UNWGTD PERCENT	WGTD PERCENT
YES.....	1	6620	86.5%	86.1%
NO.....	2	1010	13.2%	13.9%
RESERVED CODES:				
DK.....	-8	9	0.1%	(MISS)
NOT ASCERTAINED.....	-9	16	0.2%	(MISS)
TOTALS:		7655	100.0%	100.0%

WKPLAYN = P24/E44 # TIMES PLAYED GAMES/SPORTS

P24. In the past week, have you or someone in your family done the following things with (CHILD)?
[IF YES: How many times? Would you say one or two times, or three or more?]

POSITION: 430-431
FORMAT: N2

RESPONSE	CODES	FREQ	UNWGTD PERCENT	WGTD PERCENT
1-2 TIMES.....	1	2379	31.1%	36.1%
3+ TIMES.....	2	4231	55.3%	63.9%
RESERVED CODES:				
INAPPLICABLE.....	-1	1035	13.5%	(MISS)
DK.....	-8	10	0.1%	(MISS)
TOTALS:		7655	100.0%	100.0%

WKEDTV = P24/E44 WATCHED EDUC TV W/CHILD LAST WK

P24. In the past week, have you or someone in your family done the following things with (CHILD)?

POSITION: 432-433
FORMAT: N2

RESPONSE	CODES	FREQ	UNWGTD PERCENT	WGTD PERCENT
YES.....	1	5086	66.4%	67.2%
NO.....	2	2513	32.8%	32.8%
RESERVED CODES:				
REFUSED.....	-7	2	0.0%	(MISS)
DK.....	-8	36	0.5%	(MISS)
NOT ASCERTAINED.....	-9	18	0.2%	(MISS)
TOTALS:		7655	100.0%	100.0%

WKEDTVN = P24/E44 # TIMES WATCHED EDUC TV LAST WK

P24. In the past week, have you or someone in your family done the following things with (CHILD)?
(IF YES: How many times? Would you say one or two times, or three or more?)

POSITION: 434-435
FORMAT: N2

RESPONSE	CODES	FREQ	UNWGTD PERCENT	WGTD PERCENT
1-2 TIMES	1	1837	24.0%	35.8%
3+ TIMES	2	3241	42.3%	64.2%
RESERVED CODES:				
INAPPLICABLE	-1	2569	33.6%	(MISS)
DK	-8	6	0.1%	(MISS)
NOT ASCERTAINED	-9	2	0.0%	(MISS)
TOTALS:		7655	100.0%	100.0%

LIBRAYMO = P25/E45 VISITED LIBRARY IN PAST MONTH

P25. In the past month, have you or someone in your family done the following things with (CHILD)?
(IF NO: How about in the past year?)

POSITION: 436-437
FORMAT: N2

RESPONSE	CODES	FREQ	UNWGTD PERCENT	WGTD PERCENT
YES	1	2949	38.5%	37.5%
NO	2	4678	61.1%	62.5%
RESERVED CODES:				
DK	-8	8	0.1%	(MISS)
NOT ASCERTAINED	-9	20	0.3%	(MISS)
TOTALS:		7655	100.0%	100.0%

LIBRAYYR = P25/E45 VISITED LIBRARY IN PAST YEAR

P25. In the past month, have you or someone in your family done the following things with (CHILD)?
(IF NO: How about in the past year?)

POSITION: 438-439
FORMAT: N2

RESPONSE	CODES	FREQ	UNWGTD PERCENT	WGTD PERCENT
YES	1	2353	30.7%	49.0%
NO	2	2316	30.3%	51.0%
RESERVED CODES:				
INAPPLICABLE	-1	2949	38.5%	(MISS)
DK	-8	15	0.2%	(MISS)
NOT ASCERTAINED	-9	22	0.3%	(MISS)
TOTALS:		7655	100.0%	100.0%

MOVIEMO = P25/E45 GONE TO A MOVIE IN PAST MONTH

P25. In the past month, have you or someone in your family done the following things with (CHILD)?

POSITION: 440-441
FORMAT: N2

RESPONSE	CODES	FREQ	UNWGTD PERCENT	WGTD PERCENT
YES	1	3054	39.9%	39.0%
NO	2	4577	59.8%	61.0%
RESERVED CODES:				
DK	-8	3	0.0%	(MISS)
NOT ASCERTAINED	-9	21	0.3%	(MISS)
TOTALS:		7655	100.0%	100.0%

MOVIEYR = P25/E45 GONE TO A MOVIE IN PAST YEAR

P25. In the past month, have you or someone in your family done the following things with (CHILD)? (IF NO: How about in the past year?)

POSITION: 442-443
FORMAT: N2

RESPONSE	CODES	FREQ	UNWGTD PERCENT	WGTD PERCENT
YES.....	1	2781	36.3%	59.1%
NO.....	2	1790	23.4%	40.9%
RESERVED CODES:				
INAPPLICABLE.....	-1	3054	39.9%	(MISS)
DK.....	-8	9	0.1%	(MISS)
NOT ASCERTAINED.....	-9	21	0.3%	(MISS)
TOTALS:		7655	100.0%	100.0%

CONCRTMO = P25/E45 TO PLAY/CONCERT/SHOW PAST MONTH

P25. In the past month, have you or someone in your family done the following things with (CHILD)?

POSITION: 444-445
FORMAT: N2

RESPONSE	CODES	FREQ	UNWGTD PERCENT	WGTD PERCENT
YES.....	1	1854	24.2%	23.6%
NO.....	2	5774	75.4%	76.4%
RESERVED CODES:				
DK.....	-8	6	0.1%	(MISS)
NOT ASCERTAINED.....	-9	21	0.3%	(MISS)
TOTALS:		7655	100.0%	100.0%

CONCRTYR = P25/E45 TO PLAY/CONCERT/SHOW PAST YEAR

P25. In the past month, have you or someone in your family done the following things with (CHILD)? (IF NO: How about in the past year?)

POSITION: 446-447
FORMAT: N2

RESPONSE	CODES	FREQ	UNWGTD PERCENT	WGTD PERCENT
YES.....	1	2999	39.2%	50.2%
NO.....	2	2762	36.1%	49.8%
RESERVED CODES:				
INAPPLICABLE.....	-1	1854	24.2%	(MISS)
DK.....	-8	19	0.2%	(MISS)
NOT ASCERTAINED.....	-9	21	0.3%	(MISS)
TOTALS:		7655	100.0%	100.0%

MUSEUMMO = P25/E45 VISITED GALLERY/MUSEUM PAST MNTH

P25. In the past month, have you or someone in your family done the following things with (CHILD)?

POSITION: 448-449
FORMAT: N2

RESPONSE	CODES	FREQ	UNWGTD PERCENT	WGTD PERCENT
YES.....	1	1749	22.8%	22.5%
NO.....	2	5877	76.8%	77.5%
RESERVED CODES:				
DK.....	-8	7	0.1%	(MISS)
NOT ASCERTAINED.....	-9	22	0.3%	(MISS)
TOTALS:		7655	100.0%	100.0%

MUSEUMYR = P25/E45 VISITED GALLERY/MUSEUM PAST YEAR

ZOORYR = P25/E45 VISITED ZOO/AQUARIUM PAST YEAR

P25. In the past month, have you or someone in your family done the following things with (CHILD)? (IF NO: How about in the past year?)

P25. In the past month, have you or someone in your family done the following things with (CHILD)? (IF NO: How about in the past year?)

POSITION: 450-451
FORMAT: N2

RESPONSE	CODES	FREQ	UNWGTD PERCENT	WGTD PERCENT
YES.....	1	3162	41.3%	51.5%
NO.....	2	2705	35.3%	48.7%
RESERVED CODES:				
INAPPLICABLE.....	-1	1749	22.8%	(MISS)
DK.....	-8	16	0.2%	(MISS)
NOT ASCERTAINED.....	-9	23	0.3%	(MISS)
TOTALS:		7655	100.0%	100.0%

POSITION: 454-455
FORMAT: N2

RESPONSE	CODES	FREQ	UNWGTD PERCENT	WGTD PERCENT
YES.....	1	4247	55.5%	70.7%
NO.....	2	1514	19.8%	29.3%
RESERVED CODES:				
INAPPLICABLE.....	-1	1861	24.3%	(MISS)
DK.....	-8	11	0.1%	(MISS)
NOT ASCERTAINED.....	-9	22	0.3%	(MISS)
TOTALS:		7655	100.0%	100.0%

ZOOMO = P25/E45 VISITED ZOO/AQUARIUM PAST MONTH

PARKMO = P25/E45 VISITED PLAYGROUND/PARK PAST MTH

P25. In the past month, have you or someone in your family done the following things with (CHILD)?

P25. In the past month, have you or someone in your family done the following things with (CHILD)?

POSITION: 452-453
FORMAT: N2

RESPONSE	CODES	FREQ	UNWGTD PERCENT	WGTD PERCENT
YES.....	1	1861	24.3%	24.2%
NO.....	2	5766	75.3%	75.8%
RESERVED CODES:				
DK.....	-8	6	0.1%	(MISS)
NOT ASCERTAINED.....	-9	22	0.3%	(MISS)
TOTALS:		7655	100.0%	100.0%

POSITION: 456-457
FORMAT: N2

RESPONSE	CODES	FREQ	UNWGTD PERCENT	WGTD PERCENT
YES.....	1	5865	76.6%	77.1%
NO.....	2	1763	23.0%	22.9%
RESERVED CODES:				
DK.....	-8	5	0.1%	(MISS)
NOT ASCERTAINED.....	-9	22	0.3%	(MISS)
TOTALS:		7655	100.0%	100.0%

PARKYR = P25/E45 VISITED PLAYGROUND/PARK PAST YR

P25. In the past month, have you or someone in your family done the following things with (CHILD)? (IF NO: How about in the past year?)

POSITION: 458-459
FORMAT: N2

RESPONSE	CODES	FREQ	UNWGTD PERCENT	WGTD PERCENT
YES.....	1	1651	21.6%	93.5%
NO.....	2	114	1.5%	6.5%
RESERVED CODES:				
INAPPLICABLE.....	-1	5865	76.6%	(MISS)
DK.....	-8	3	0.0%	(MISS)
NOT ASCERTAINED.....	-9	22	0.3%	(MISS)
TOTALS:		7655	100.0%	100.0%

WEIGHS = C8 WEIGH MORE THAN 5 1/2 LBS AT BIRTH

C8. When (CHILD) was born, did (he/she) weigh more than 5 1/2 pounds?

POSITION: 460-461
FORMAT: N2

RESPONSE	CODES	FREQ	UNWGTD PERCENT	WGTD PERCENT
YES.....	1	7184	93.8%	93.4%
NO.....	2	471	6.2%	6.6%
TOTALS:		7655	100.0%	100.0%

WEIGH3 = C9 WEIGH MORE THAN 3 LBS AT BIRTH

C9. Did (he/she) weigh more than 3 pounds?

POSITION: 462-463
FORMAT: N2

RESPONSE	CODES	FREQ	UNWGTD PERCENT	WGTD PERCENT
YES.....	1	397	5.2%	86.8%
NO.....	2	68	0.9%	15.2%
RESERVED CODES:				
INAPPLICABLE.....	-1	7184	93.8%	(MISS)
DK.....	-8	4	0.1%	(MISS)
NOT ASCERTAINED.....	-9	2	0.0%	(MISS)
TOTALS:		7655	100.0%	100.0%

HANDICAP = C10 CHILD HAVE ANY TYPE OF HANDICAP

C10. Does (CHILD) have any kind of handicapping condition?

POSITION: 464-465
FORMAT: N2

RESPONSE	CODES	FREQ	UNWGTD PERCENT	WGTD PERCENT
YES.....	1	380	5.0%	5.0%
NO.....	2	7275	95.0%	95.0%
TOTALS:		7655	100.0%	100.0%

HANDTYPE = C11 CHILD'S HANDICAPPING CONDITION

C11. What is (CHILD'S) handicapping condition?

POSITION: 466-467
FORMAT: N2

RESPONSE	CODES	FREQ	UNWGTD PERCENT	WGTD PERCENT
A LEARNING DISABILITY.....	1	45	0.6%	13.5%
MENTAL RETARDATION.....	2	9	0.1%	2.2%
SPEECH IMPAIRMENT.....	3	105	1.4%	26.9%
SEVERE EMOTIONAL DISTURBANCE.....	4	2	0.0%	0.5%
HARDNESS OF HEARING.....	5	23	0.3%	6.0%
DEAFNESS.....	6	7	0.1%	1.8%
ORTHOPEDIC IMPAIRMENT.....	7	22	0.3%	6.4%
VISUAL IMPAIRMENT/BLINDNESS.....	8	21	0.3%	4.7%
OTHER HEALTH PROBLEM.....	10	114	1.5%	30.4%
MULTIPLE HANDICAPS.....	11	32	0.4%	7.6%
RESERVED CODES:				
INAPPLICABLE.....	-1	7275	95.0%	(MISS)
TOTALS:		7655	100.0%	100.0%

MOMAGE = C12 CHILDS MOTHERS/FEMALE GUARD'S AGE

C12. What is (your/(CHILD'S) (mother's/stepmother or female guardian's)] age?

POSITION: 468-469
FORMAT: N2

RESPONSE	CODES	FREQ	UNWGTD PERCENT	WGTD PERCENT
MOTHER OR FEMALE GUARDIAN AGE.....	16-71	7460	97.5%	100.0%
RESERVED CODES:				
INAPPLICABLE.....	-1	195	2.5%	(MISS)
TOTALS:		7655	100.0%	100.0%

HEWMOM = C13 AGE WHEN FIRST BECAME MOTHER

C13. How old (were you/was she) when (you/she) first became a mother, stepmother, or guardian?

POSITION: 470-471
FORMAT: N2

RESPONSE	CODES	FREQ	UNWGTD PERCENT	WGTD PERCENT
AGE WHEN FIRST BECAME MOM.....	12-68	7460	97.5%	100.0%
RESERVED CODES:				
INAPPLICABLE.....	-1	195	2.5%	(MISS)
TOTALS:		7655	100.0%	100.0%

MOMLANG = C14 FIRST LANGUAGE SPOKEN BY MOTHER

C14. What was the first language that (you/(CHILD'S) (mother/stepmother or female guardian)] learned to speak?

POSITION: 472-473
FORMAT: N2

RESPONSE	CODES	FREQ	UNWGTD PERCENT	WGTD PERCENT
ENGLISH.....	1	6585	86.0%	88.4%
SPANISH.....	2	527	6.9%	7.1%
ASIAN LANGUAGE.....	3	112	1.5%	1.3%
OTHER LANGUAGE.....	91	236	3.1%	3.2%
RESERVED CODES:				
INAPPLICABLE.....	-1	195	2.5%	(MISS)
TOTALS:		7655	100.0%	100.0%

MOMSPEAK = C15 LANGUAGE SPOKEN MOST BY MOTHER

C15. What language [do you/does (CHILD'S) (mother/stepmother or female guardian)] speak most at home?

POSITION: 474-475
FORMAT: N2

RESPONSE	CODES	FREQ	UNWGTD PERCENT	WGTD PERCENT
ENGLISH.....	1	364	4.8%	39.3%
SPANISH.....	2	360	4.7%	44.9%
ASIAN LANGUAGE.....	3	51	0.7%	5.5%
OTHER LANGUAGE.....	4	87	1.1%	10.3%
RESERVED CODES:				
INAPPLICABLE.....	-1	6780	88.6%	(MISS)
DK.....	-8	6	0.1%	(MISS)
NOT ASCERTAINED.....	-9	7	0.1%	(MISS)
TOTALS:		7655	100.0%	100.0%

MOMGRADE = C16 HIGHEST GRADE COMPLETED - MOTHER

C16. What is the highest grade or year of school that [you/(CHILD'S) (mother/stepmother or female guardian)] completed?

POSITION: 476-477
FORMAT: N2

RESPONSE	CODES	FREQ	UNWGTD PERCENT	WGTD PERCENT
UP TO EIGHTH GRADE.....	1	242	3.2%	3.7%
NINTH TO ELEVENTH GRADE.....	2	687	9.0%	10.8%
HIGH SCHOOL DIPLOMA OR EQUIVALENT.....	3	2819	36.8%	38.8%
VOCATIONAL/TECHNICAL AFTER HIGH SCHOOL.....	4	192	2.5%	2.5%
1-2 YEARS OF COLLEGE.....	5	1349	17.6%	17.5%
ASSOCIATE'S DEGREE.....	6	318	4.2%	4.0%
3-4 YEARS OF COLLEGE.....	7	398	5.2%	4.7%
BACHELOR'S DEGREE.....	8	966	12.6%	12.0%
GRADUATE OR PROFESSIONAL SCHOOL.....	9	489	6.4%	5.9%
RESERVED CODES:				
INAPPLICABLE.....	-1	195	2.5%	(MISS)
TOTALS:		7655	100.0%	100.0%

MOMDIPL = C17 MOTHER - HS DIPLOMA BEFORE VOCATION

C17. Did (you/she) complete a high school diploma or its equivalent?

POSITION: 478-479
FORMAT: N2

RESPONSE	CODES	FREQ	UNWGTD PERCENT	WGTD PERCENT
YES.....	1	1532	20.0%	99.6%
NO.....	2	9	0.1%	0.4%
RESERVED CODES:				
INAPPLICABLE.....	-1	6114	79.9%	(MISS)
TOTALS:		7655	100.0%	100.0%

MOMMWORK = C18 MOTHER WORK FOR PAY LAST WEEK

C18. During the past week did [you/(CHILD'S) (mother/stepmother or female guardian)] work at a job for pay?

POSITION: 480-481
FORMAT: N2

RESPONSE	CODES	FREQ	UNWGTD PERCENT	WGTD PERCENT
YES.....	1	4248	55.5%	54.3%
NO.....	2	3212	42.0%	45.7%
RESERVED CODES:				
INAPPLICABLE.....	-1	195	2.5%	(MISS)
TOTALS:		7655	100.0%	100.0%

MOMLEAVE = C19 MOTHER ON LEAVE OR VACATION LAST WK

C19. (Were you/was she) on leave or vacation from a job?

POSITION: 482-483
FORMAT: N2

RESPONSE	CODES	FREQ	UNHGTD PERCENT	WGTD PERCENT
YES	1	186	2.4%	5.9%
NO	2	2986	39.0%	94.1%
RESERVED CODES:				
INAPPLICABLE	-1	4443	58.0%	(MISS)
REFUSED	-7	3	0.0%	(MISS)
DK	-8	1	0.0%	(MISS)
NOT ASCERTAINED	-9	36	0.5%	(MISS)
TOTALS:		7655	100.0%	100.0%

MOMHOURS = C20 HOURS PER WEEK MOTHER WORKS FOR PAY

C20. About how many hours per week (do you/does she) usually work for pay?

POSITION: 484-485
FORMAT: N2

RESPONSE	CODES	FREQ	UNHGTD PERCENT	WGTD PERCENT
HOURS WORKED BY PARENT	0-99	4388	57.3%	100.0%
RESERVED CODES:				
INAPPLICABLE	-1	3221	42.1%	(MISS)
REFUSED	-7	4	0.1%	(MISS)
DK	-8	32	0.4%	(MISS)
NOT ASCERTAINED	-9	10	0.1%	(MISS)
TOTALS:		7655	100.0%	100.0%

MOMLOOK = C21 MOTHER LOOKING FOR WORK PAST 4 WEEKS

C21. (Have you/has she) been actively looking for work in the past four weeks?

POSITION: 486-487
FORMAT: N2

RESPONSE	CODES	FREQ	UNHGTD PERCENT	WGTD PERCENT
YES	1	418	5.5%	15.7%
NO	2	2565	33.5%	84.3%
RESERVED CODES:				
INAPPLICABLE	-1	4629	60.5%	(MISS)
REFUSED	-7	4	0.1%	(MISS)
DK	-8	2	0.0%	(MISS)
NOT ASCERTAINED	-9	37	0.5%	(MISS)
TOTALS:		7655	100.0%	100.0%

MOMPUBL = C22 MOTHER-PUBLIC EMPLOYMENT AGENCY

C22. What (have you/has she) been doing in the last 4 weeks to find work? (CODE ALL THAT APPLY)

POSITION: 488-489
FORMAT: N2

RESPONSE	CODES	FREQ	UNHGTD PERCENT	WGTD PERCENT
YES	1	105	1.4%	24.4%
NO	2	306	4.0%	75.6%
RESERVED CODES:				
INAPPLICABLE	-1	7237	94.5%	(MISS)
REFUSED	-7	1	0.0%	(MISS)
DK	-8	1	0.0%	(MISS)
NOT ASCERTAINED	-9	5	0.1%	(MISS)
TOTALS:		7655	100.0%	100.0%

MOMPRIV = C22 MOTHER-PRIVATE EMPLOYMENT AGENCY

C22. What (have you/has she) been doing in the last 4 weeks to find work? (CODE ALL THAT APPLY)

POSITION: 490-491
FORMAT: N2

RESPONSE	CODES	FREQ	UNWGTD PERCENT	WGTD PERCENT
YES.....	1	55	0.7%	11.9%
NO.....	2	356	4.7%	88.1%
RESERVED CODES:				
INAPPLICABLE.....	-1	7237	94.5%	(MISS)
REFUSED.....	-7	1	0.0%	(MISS)
DK.....	-8	1	0.0%	(MISS)
NOT ASCERTAINED.....	-9	5	0.1%	(MISS)
TOTALS:		7655	100.0%	100.0%

MOMEMPL = C22 MOTHER-CHECKED W/ EMPLOYER DIRECTLY

C22. What (have you/has she) been doing in the last 4 weeks to find work? (CODE ALL THAT APPLY)

POSITION: 492-493
FORMAT: N2

RESPONSE	CODES	FREQ	UNWGTD PERCENT	WGTD PERCENT
YES.....	1	200	2.6%	47.4%
NO.....	2	211	2.8%	52.6%
RESERVED CODES:				
INAPPLICABLE.....	-1	7237	94.5%	(MISS)
REFUSED.....	-7	1	0.0%	(MISS)
DK.....	-8	1	0.0%	(MISS)
NOT ASCERTAINED.....	-9	5	0.1%	(MISS)
TOTALS:		7655	100.0%	100.0%

MOMREL = C22 MOTHER-CHECKED W/ FRIENDS/RELATIVES

C22. What (have you/has she) been doing in the last 4 weeks to find work? (CODE ALL THAT APPLY)

POSITION: 494-495
FORMAT: N2

RESPONSE	CODES	FREQ	UNWGTD PERCENT	WGTD PERCENT
YES.....	1	78	1.0%	17.6%
NO.....	2	333	4.4%	82.4%
RESERVED CODES:				
INAPPLICABLE.....	-1	7237	94.5%	(MISS)
REFUSED.....	-7	1	0.0%	(MISS)
DK.....	-8	1	0.0%	(MISS)
NOT ASCERTAINED.....	-9	5	0.1%	(MISS)
TOTALS:		7655	100.0%	100.0%

MOMADS = C22 MOTHER-PLACED OR ANSWERED ADS

C22. What (have you/has she) been doing in the last 4 weeks to find work? (CODE ALL THAT APPLY)

POSITION: 496-497
FORMAT: N2

RESPONSE	CODES	FREQ	UNWGTD PERCENT	WGTD PERCENT
YES.....	1	222	2.9%	54.0%
NO.....	2	189	2.5%	46.0%
RESERVED CODES:				
INAPPLICABLE.....	-1	7237	94.5%	(MISS)
REFUSED.....	-7	1	0.0%	(MISS)
DK.....	-8	1	0.0%	(MISS)
NOT ASCERTAINED.....	-9	5	0.1%	(MISS)
TOTALS:		7655	100.0%	100.0%

MOMNTH = C22 MOTHER-DID NOTHING TO FIND WORK

C22. What (have you/has she) been doing in the last 4 weeks to find work? (CODE ALL THAT APPLY)

POSITION: 498-499
FORMAT: N2

RESPONSE	CODES	FREQ	UNWGTD PERCENT	WGTD PERCENT
YES	1	8	0.1%	1.8%
NO	2	403	5.3%	98.2%
RESERVED CODES:				
INAPPLICABLE	-1	7237	94.5%	(MISS)
REFUSED	-7	1	0.0%	(MISS)
DK	-8	1	0.0%	(MISS)
NOT ASCERTAINED	-9	5	0.1%	(MISS)
TOTALS:		7655	100.0%	100.0%

MOMTHR = C22 WHAT HAS MOTHER BEEN DOING IN LAST 4

C22. What (have you/has she) been doing in the last 4 weeks to find work? (CODE ALL THAT APPLY)

POSITION: 500-501
FORMAT: N2

RESPONSE	CODES	FREQ	UNWGTD PERCENT	WGTD PERCENT
YES	1	25	0.3%	5.8%
NO	2	386	5.0%	94.2%
RESERVED CODES:				
INAPPLICABLE	-1	7237	94.5%	(MISS)
REFUSED	-7	1	0.0%	(MISS)
DK	-8	1	0.0%	(MISS)
NOT ASCERTAINED	-9	5	0.1%	(MISS)
TOTALS:		7655	100.0%	100.0%

MOMACTY = C23 MOTHER'S MAIN ACTIVITY LAST WEEK

C23. What (were you/was she) doing most of last week?

POSITION: 502-503
FORMAT: N2

RESPONSE	CODES	FREQ	UNWGTD PERCENT	WGTD PERCENT
KEEPING HOUSE/CARING FOR CHILDREN	1	2258	29.5%	86.7%
GOING TO SCHOOL	2	140	1.8%	6.3%
RETIRED	3	2	0.0%	0.1%
UNABLE TO WORK	4	28	0.4%	1.1%
OTHER (SPECIFY)	91	156	2.0%	5.7%
RESERVED CODES:				
INAPPLICABLE	-1	5026	65.7%	(MISS)
REFUSED	-7	3	0.0%	(MISS)
NOT ASCERTAINED	-9	42	0.5%	(MISS)
TOTALS:		7655	100.0%	100.0%

DADGRADE = C24 HIGHEST GRADE COMPLETED - FATHER

C24. What is the highest grade or year of school that (you/(child's) (father/stepfather or male guardian) completed?

POSITION: 504-505
FORMAT: N2

RESPONSE	CODES	FREQ	UNWGTD PERCENT	WGTD PERCENT
UP TO EIGHTH GRADE	1	211	2.8%	3.8%
NINTH TO ELEVENTH GRADE	2	480	6.3%	8.7%
HIGH SCHOOL DIPLOMA OR EQUIVALENT	3	2217	29.0%	36.0%
VOCATIONAL/TECHNICAL AFTER HIGH SCHOOL	4	182	2.4%	2.8%
1-2 YEARS OF COLLEGE	5	921	12.0%	13.8%
ASSOCIATE'S DEGREE	6	242	3.2%	3.6%
3-4 YEARS OF COLLEGE	7	381	5.0%	5.7%
BACHELOR'S DEGREE	8	988	12.9%	14.8%
GRADUATE OR PROFESSIONAL SCHOOL	9	738	9.6%	10.8%
RESERVED CODES:				
INAPPLICABLE	-1	1295	16.9%	(MISS)
TOTALS:		7655	100.0%	100.0%

DADDIPL = C25 FATHER-HS DIPLOMA BEFORE VOCATION

C25. Did (you/he) complete a high school diploma or its equivalent?

POSITION: 506-507
FORMAT: N2

RESPONSE	CODES	FREQ	UNWGTD PERCENT	WGTD PERCENT
YES.....	1	1097	14.3%	99.5%
NO.....	2	6	0.1%	0.5%
RESERVED CODES:				
INAPPLICABLE.....	-1	6552	85.6%	(MISS)
TOTALS:		7655	100.0%	100.0%

DADWORK = C26 FATHER WORK FOR PAY LAST WEEK

C26. During the past week did [you/(CHILD'S) (father/stepfather or male guardian)] work at a job for pay?

POSITION: 508-509
FORMAT: N2

RESPONSE	CODES	FREQ	UNWGTD PERCENT	WGTD PERCENT
YES.....	1	5820	76.0%	90.4%
NO.....	2	540	7.1%	9.6%
RESERVED CODES:				
INAPPLICABLE.....	-1	1295	16.9%	(MISS)
TOTALS:		7655	100.0%	100.0%

DADLEAVE = C27 FATHER ON LEAVE OR VACATION LAST WK

C27. (Were you/was he) on leave or vacation from a job?

POSITION: 510-511
FORMAT: N2

RESPONSE	CODES	FREQ	UNWGTD PERCENT	WGTD PERCENT
YES.....	1	166	2.2%	28.7%
NO.....	2	364	4.8%	71.3%
RESERVED CODES:				
INAPPLICABLE.....	-1	7115	92.9%	(MISS)
DK.....	-8	7	0.1%	(MISS)
NOT ASCERTAINED.....	-9	3	0.0%	(MISS)
TOTALS:		7655	100.0%	100.0%

DADHOURS = C28 HOURS PER WEEK FATHER WORKS FOR PAY

C28. About how many hours per week (do you/does he) usually work for pay? [IF HOURS VARY, PROBE FOR WEEKLY OR AVERAGE.]

POSITION: 512-513
FORMAT: N2

RESPONSE	CODES	FREQ	UNWGTD PERCENT	WGTD PERCENT
HOURS WORKED BY PARENT.....	0-99	5828	76.1%	100.0%
RESERVED CODES:				
INAPPLICABLE.....	-1	1669	21.8%	(MISS)
REFUSED.....	-7	13	0.2%	(MISS)
DK.....	-8	94	1.2%	(MISS)
NOT ASCERTAINED.....	-9	51	0.7%	(MISS)
TOTALS:		7655	100.0%	100.0%

DADLOOK = C29 FATHER LOOKING FOR WORK PAST 4 WEEKS

C29. (Have you/has he) been actively looking for work in the past four weeks?

POSITION: 514-515
FORMAT: N2

RESPONSE	CODES	FREQ	UNWGTD PERCENT	WGTD PERCENT
YES	1	195	2.5%	51.0%
NO	2	172	2.2%	49.0%
RESERVED CODES:				
INAPPLICABLE	-1	7281	95.1%	(MISS)
DK	-8	3	0.0%	(MISS)
NOT ASCERTAINED	-9	4	0.1%	(MISS)
TOTALS:		7655	100.0%	100.0%

DADPUBL = C30 FATHER-PUBLIC EMPLOYMENT AGENCY

C30. What (have you/has he) been doing in the last 4 weeks to find work? (CODE ALL THAT APPLY)

POSITION: 516-517
FORMAT: N2

RESPONSE	CODES	FREQ	UNWGTD PERCENT	WGTD PERCENT
YES	1	72	0.9%	37.4%
NO	2	113	1.5%	62.6%
RESERVED CODES:				
INAPPLICABLE	-1	7460	97.5%	(MISS)
REFUSED	-7	1	0.0%	(MISS)
DK	-8	7	0.1%	(MISS)
NOT ASCERTAINED	-9	2	0.0%	(MISS)
TOTALS:		7655	100.0%	100.0%

DADPRIV = C30 FATHER-PRIVATE EMPLOYMENT AGENCY

C30. What (have you/has he) been doing in the last 4 weeks to find work? (CODE ALL THAT APPLY)

POSITION: 518-519
FORMAT: N2

RESPONSE	CODES	FREQ	UNWGTD PERCENT	WGTD PERCENT
YES	1	33	0.4%	17.3%
NO	2	152	2.0%	82.7%
RESERVED CODES:				
INAPPLICABLE	-1	7460	97.5%	(MISS)
REFUSED	-7	1	0.0%	(MISS)
DK	-8	7	0.1%	(MISS)
NOT ASCERTAINED	-9	2	0.0%	(MISS)
TOTALS:		7655	100.0%	100.0%

DADEMP = C30 FATHER-CHECKED W/ EMPLOYER DIRECTLY

C30. What (have you/has he) been doing in the last 4 weeks to find work? (CODE ALL THAT APPLY)

POSITION: 520-521
FORMAT: N2

RESPONSE	CODES	FREQ	UNWGTD PERCENT	WGTD PERCENT
YES	1	120	1.6%	63.3%
NO	2	65	0.8%	36.7%
RESERVED CODES:				
INAPPLICABLE	-1	7460	97.5%	(MISS)
REFUSED	-7	1	0.0%	(MISS)
DK	-8	7	0.1%	(MISS)
NOT ASCERTAINED	-9	2	0.0%	(MISS)
TOTALS:		7655	100.0%	100.0%

DADREL = C30 FATHER-CHECKED W/ FRIENDS/RELATIVES

C30. What (have you/has he) been doing in the last 4 weeks to find work? (CODE ALL THAT APPLY)

POSITION: 522-523
FORMAT: N2

RESPONSE	CODES	FREQ	UNWGTD PERCENT	WGTD PERCENT
YES	1	55	0.7%	28.5%
NO	2	130	1.7%	71.5%
RESERVED CODES:				
INAPPLICABLE	-1	7460	97.5%	(MISS)
REFUSED	-7	1	0.0%	(MISS)
DK	-8	7	0.1%	(MISS)
NOT ASCERTAINED	-9	2	0.0%	(MISS)
TOTALS:		7655	100.0%	100.0%

DADNOTH = C30 FATHER-DID NOTHING TO FIND WORK

C30. What (have you/has he) been doing in the last 4 weeks to find work? (CODE ALL THAT APPLY)

POSITION: 526-527
FORMAT: N2

RESPONSE	CODES	FREQ	UNWGTD PERCENT	WGTD PERCENT
YES	1	1	0.0%	0.5%
NO	2	184	2.4%	99.5%
RESERVED CODES:				
INAPPLICABLE	-1	7460	97.5%	(MISS)
REFUSED	-7	1	0.0%	(MISS)
DK	-8	7	0.1%	(MISS)
NOT ASCERTAINED	-9	2	0.0%	(MISS)
TOTALS:		7655	100.0%	100.0%

DADADS = C30 FATHER-PLACED OR ANSWERED ADS

C30. What (have you/has he) been doing in the last 4 weeks to find work? (CODE ALL THAT APPLY)

POSITION: 524-525
FORMAT: N2

RESPONSE	CODES	FREQ	UNWGTD PERCENT	WGTD PERCENT
YES	1	92	1.2%	51.5%
NO	2	93	1.2%	48.5%
RESERVED CODES:				
INAPPLICABLE	-1	7460	97.5%	(MISS)
REFUSED	-7	1	0.0%	(MISS)
DK	-8	7	0.1%	(MISS)
NOT ASCERTAINED	-9	2	0.0%	(MISS)
TOTALS:		7655	100.0%	100.0%

DADOTHR = C30 WHAT HAS DAD BEEN DOING IN LAST 4 WK

C30. What (have you/has he) been doing in the last 4 weeks to find work? (CODE ALL THAT APPLY)

POSITION: 528-529
FORMAT: N2

RESPONSE	CODES	FREQ	UNWGTD PERCENT	WGTD PERCENT
YES	1	22	0.3%	11.3%
NO	2	163	2.1%	88.7%
RESERVED CODES:				
INAPPLICABLE	-1	7460	97.5%	(MISS)
REFUSED	-7	1	0.0%	(MISS)
DK	-8	7	0.1%	(MISS)
NOT ASCERTAINED	-9	2	0.0%	(MISS)
TOTALS:		7655	100.0%	100.0%

DADACTY = C31 FATHER'S MAIN ACTIVITY LAST WEEK

C31. What (were you/was he) doing most of last week?

POSITION: 530-531
FORMAT: N2

RESPONSE	CODES	FREQ	UNWGTD PERCENT	WGTD PERCENT
KEEPING HOUSE/CARING FOR CHILDREN.....	1	46	0.6%	22.4%
GOING TO SCHOOL.....	2	29	0.4%	13.4%
RETIRED.....	3	16	0.2%	7.7%
UNABLE TO WORK.....	4	58	0.8%	34.6%
OTHER (SPECIFY).....	91	34	0.4%	22.0%
RESERVED CODES:				
INAPPLICABLE.....	-1	7461	97.5% (MISS)	
DK.....	-8	5	0.1% (MISS)	
NOT ASCERTAINED.....	-9	6	0.1% (MISS)	
TOTALS:		7655	100.0%	100.0%

AGE90 = D: CALCULATED AGE AS OF JAN. 1, 1991(C1)

D: CALCULATED AGE AS OF JAN. 1, 1991

POSITION: 532-533
FORMAT: N2

RESPONSE	CODES	FREQ	UNWGTD PERCENT	WGTD PERCENT
AGE AS OF JAN. 1, 1991.....	3	2251	29.4%	30.2%
AGE AS OF JAN. 1, 1991.....	4	2303	30.1%	30.2%
AGE AS OF JAN. 1, 1991.....	5	2346	30.6%	29.5%
AGE AS OF JAN. 1, 1991.....	6	739	9.7%	9.9%
AGE AS OF JAN. 1, 1991.....	7	16	0.2%	0.2%
TOTALS:		7655	100.0%	100.0%

AGEKIND = D: AGE YRS&MO AT ENTRY INTO KGARTEN

D: AGE YRS&MO AT ENTRY INTO KGARTEN

POSITION: 534-537
FORMAT: A4

RESPONSE	CODES	FREQ	UNWGTD PERCENT	WGTD PERCENT
NA/MISSING.....		5165	67.5% (MISS)	
AGE OF ENTRY INTO K.....	3 1- 7 6	2490	32.5%	100.0%
TOTALS:		7655	100.0%	100.0%

ALLGRADE = D: CHD'S GRADE IN GROED & UNGR SCH

D: CHD'S GRADE IN GROED & UNGR SCH

POSITION: 538-539
FORMAT: A2

RESPONSE	CODES	FREQ	UNWGTD PERCENT	WGTD PERCENT
NOT ENROLLED.....	0	2869	37.5%	38.9%
UNGRADED & NO EQUIV.....	6	14	0.2%	0.2%
KINDERGARTEN.....	K	2474	32.3%	31.1%
NURSERY, PREK, HDST.....	N	2216	28.9%	28.7%
PRE-FIRST/TRANS 1ST.....	P	69	0.9%	1.0%
TRANS KINDERGARTN.....	T	13	0.2%	0.1%
TOTALS:		7655	100.0%	100.0%

ANYCARE = D: PREPRIM CHLD NOW IN REG NONPAR CARE

D: PREPRIM CHLD NOW IN REG NONPAR CARE

POSITION: 540-541
FORMAT: N2

RESPONSE	CODES	FREQ	UNWGTD PERCENT	WGTD PERCENT
NO.....	0	2977	38.9%	40.6%
YES.....	1	4678	61.1%	59.4%
TOTALS:		7655	100.0%	100.0%

CENSUSDV = CENSUS DIVISION

CENSUS DIVISION

POSITION: 542-543
FORMAT: N2

RESPONSE	CODES	FREQ	UNWGTD PERCENT	WGTD PERCENT
NEW ENGLAND.....	1	429	5.6%	6.0%
MIDDLE ATLANTIC.....	2	1017	13.3%	12.3%
EAST NORTH CENTRAL.....	3	1353	17.7%	17.1%
WEST NORTH CENTRAL.....	4	637	8.3%	8.7%
SOUTH ATLANTIC.....	5	1180	15.4%	15.4%
EAST SOUTH CENTRAL.....	6	455	5.9%	5.6%
WEST SOUTH CENTRAL.....	7	879	11.5%	12.0%
MOUNTAIN.....	8	488	6.4%	7.1%
PACIFIC.....	9	1217	15.9%	15.9%
TOTALS:		7655	100.0%	100.0%

CENSUSRG = CENSUS REGION

CENSUS REGION

POSITION: 544-545
FORMAT: N2

RESPONSE	CODES	FREQ	UNWGTD PERCENT	WGTD PERCENT
NORTHEAST.....	1	1446	18.9%	18.3%
MIDWEST.....	2	1990	26.0%	25.7%
SOUTH.....	3	2514	32.8%	32.9%
WEST.....	4	1705	22.3%	23.0%
TOTALS:		7655	100.0%	100.0%

F-67

DADEMPLD = D: WORK STATUS OF FATHER/STEPF/M GUAR

D: WORK STATUS OF FATHER/STEPF/M GUAR

POSITION: 546-547
FORMAT: N2

RESPONSE	CODES	FREQ	UNWGTD PERCENT	WGTD PERCENT
NA/MISSING.....		1295	16.9%	(MISS)
=> 35 HRS P/WEEK.....	1	5584	72.9%	86.1%
< 35 HRS P/WEEK.....	2	402	5.3%	6.9%
LOOKING F/WORK.....	4	180	2.4%	3.2%
N/IN LABOR FORCE.....	5	194	2.5%	3.7%
TOTALS:		7655	100.0%	100.0%

DADLABOR = 0: FATHER LABOR FORCE PARTCN

D: FATHER LABOR FORCE PARTCN

POSITION: 548-549
FORMAT: N2

RESPONSE	CODES	FREQ	UNWGTD PERCENT	WGTD PERCENT
NA/MISSING.....		1295	16.9%	(MISS)
EMP-IN LBR FORCE.....	1	5986	78.2%	93.1%
UNEMP-IN LBR FORCE.....	2	180	2.4%	3.2%
KEEP HOU/CHILD CARE.....	3	46	0.6%	0.8%
GOING TO SCHOOL.....	4	29	0.4%	0.5%
RETIRED/UNABLE WORK.....	5	74	1.0%	1.5%
OTHER.....	6	45	0.6%	1.0%
TOTALS:		7655	100.0%	100.0%

DCNFLAG = FLAG FOR DOUBLE-COUNTED DAYCARE/PREK

FLAG FOR DOUBLE-COUNTED DAYCARE/PREK

POSITION: 550-551
FORMAT: N2

RESPONSE	CODES	FREQ	UNWGTD PERCENT	WGTD PERCENT
NO.....	0	7527	98.3%	98.3%
YES.....	1	128	1.7%	1.7%
TOTALS:		7655	100.0%	100.0%

306

307

EVERCARE = D: CUR/PAST REG NONPARENTAL CARE

D: CUR/PAST REG NONPARENTAL CARE

POSITION: 552-553
FORMAT: N2

RESPONSE	CODES	FREQ	UNMGTD PERCENT	WGTD PERCENT
NO.....	0	1348	17.6%	19.1%
YES.....	1	6307	82.4%	80.9%
TOTALS:		7655	100.0%	100.0%

NRELOTHR = D: CURRENTLY IN NONREL CARE OTHER HOME

D: CURRENTLY IN NONRELA CARE OTHER HOME

POSITION: 554-555
FORMAT: N2

RESPONSE	CODES	FREQ	UNMGTD PERCENT	WGTD PERCENT
NA/MISSING.....	0	10	0.1%	(MISS)
NO.....	0	6754	88.2%	88.9%
YES.....	1	891	11.6%	11.1%
TOTALS:		7655	100.0%	100.0%

FAMTYPE = D: ONE/TWO/NO PARENT IN HH

D: ONE/TWO/NO PARENT IN HH

POSITION: 556-557
FORMAT: N2

RESPONSE	CODES	FREQ	UNMGTD PERCENT	WGTD PERCENT
NA/MISSING.....	1	3	0.0%	(MISS)
1 PARENT IN HH.....	1	1376	18.0%	21.6%
2 PARENTS IN HH.....	2	6222	81.3%	77.7%
3 NO PARENTS IN HH.....	3	54	0.7%	0.7%
TOTALS:		7655	100.0%	100.0%

HRSCARE = D: TOTAL HRS/WEEK IN REG NONPAR CARE

D: TOTAL HRS/WEEK IN REG NONPAR CARE

POSITION: 558-560
FORMAT: N3

RESPONSE	CODES	FREQ	UNMGTD PERCENT	WGTD PERCENT
NA/MISSING.....		159	2.1%	(MISS)
TOTAL HOURS OF CARE.....	0-161	7496	97.9%	100.0%
TOTALS:		7655	100.0%	100.0%

MAINRSLT = RESULT FOR THIS RESPONDENT

RESULT FOR THIS RESPONDENT

POSITION: 561-562
FORMAT: A2

RESPONSE	CODES	FREQ	UNMGTD PERCENT	WGTD PERCENT
COMPLETE, PRESCHOOLER W/FOLLOWUP.....	PF	307	4.0%	3.7%
COMPLETE, PRESCHOOLER NO FOLLOWUP.....	PN	7348	96.0%	96.3%
TOTALS:		7655	100.0%	100.0%

MOMEMPLD = D: WORK STATUS OF MOTHER/STEPM/F GUAR

D: WORK STATUS OF MOTHER/STEPM/F GUAR

POSITION: 563-564
FORMAT: N2

RESPONSE	CODES	FREQ	UNMGTD PERCENT	WGTD PERCENT
NA/MISSING.....		195	2.5%	(MISS)
=> 35 HRS P/WEEK.....	1	2717	35.5%	34.4%
< 35 HRS P/WEEK.....	2	1717	22.4%	22.6%
LOOKING F/WORK.....	4	397	5.2%	6.3%
N/IN LABOR FORCE.....	5	2629	34.3%	36.6%
TOTALS:		7655	100.0%	100.0%

MOMLABOR = D: MOTHER/STEPM/FGUAR LABOR FORCE PARTI

D: MOTHER/STEPM/FGUAR LABOR FORCE PARTI

POSITION: 565-566
FORMAT: N2

RESPONSE	CODES	FREQ	UNWGTD PERCENT	WGTD PERCENT
NA/MISSING.....	1	195	2.5%	(MISS)
EMP-IN LBR FORCE.....	2	4434	57.9%	57.0%
UNEMP-IN LBR FORCE.....	3	397	5.2%	6.5%
KEEP Hous/CHILD CARE.....	4	2258	29.5%	31.2%
GOING TO SCHOOL.....	5	140	1.8%	2.3%
RETIRED/UNABLE WORK.....	6	30	0.4%	0.4%
OTHER.....		201	2.6%	2.7%
TOTALS:		7655	100.0%	100.0%

PARGRADE = D: HIGHEST LEVEL OF PARENTAL EDUCATION

D: HIGHEST LEVEL OF PARENTAL EDUCATION

POSITION: 567-568
FORMAT: N2

RESPONSE	CODES	FREQ	UNWGTD PERCENT	WGTD PERCENT
LESS THAN H/S.....	1	625	8.2%	10.0%
H/S GRAD/EQUIVALENT.....	2	2340	30.6%	32.6%
VOC/TECH/SOME COLL.....	3	2443	31.9%	30.6%
COLLEGE GRADUATE.....	4	1217	15.9%	14.7%
GRADUATE/PROF SCHOOL.....	5	977	12.8%	11.5%
NEITHER PARENT IN HH.....	9	53	0.7%	0.7%
TOTALS:		7655	100.0%	100.0%

PARNTCOL = D: PARENTS COLLEGE EDUCATION

D: PARENTS COLLEGE EDUCATION

POSITION: 569-570
FORMAT: N2

RESPONSE	CODES	FREQ	UNWGTD PERCENT	WGTD PERCENT
NA/MISSING.....	1	53	0.7%	(MISS)
SINGLE/BOTH <COL.....	2	5408	70.6%	73.7%
1 <COL, 1 COL DEG.....	3	1083	14.1%	12.8%
SINGLE/BOTH COL DEG.....		1111	14.5%	13.5%
TOTALS:		7655	100.0%	100.0%

PARNTHS = D: PARENTS HIGH SCHOOL EDUCATION

D: PARENTS HIGH SCHOOL EDUCATION

POSITION: 571-572
FORMAT: N2

RESPONSE	CODES	FREQ	UNWGTD PERCENT	WGTD PERCENT
NA/MISSING.....	1	53	0.7%	(MISS)
SINGLE/BOTH <H/S.....	2	625	8.2%	10.1%
1 <H/S, 1 H/S DEG.....	3	972	12.7%	13.9%
SINGLE/BOTH H/S DEG.....		6005	78.4%	76.1%
TOTALS:		7655	100.0%	100.0%

PRINCARE = D: PRIMARY/NONPARENTAL CARE ARRANGEMENT

POSITION: 573-574
FORMAT: N2

RESPONSE	CODES	FREQ	UNWGTD PERCENT	WGTD PERCENT
NA/MISSING.....	0	8	0.1%	(MISS)
NO CARE ARRANGEMENT.....	1	3072	40.1%	41.7%
REL CARE CH HOME.....	2	389	5.1%	4.9%
REL C OUT CH HOME.....	3	579	7.6%	7.3%
NONREL C CH HOME.....	4	196	2.6%	2.3%
NONREL C OUT CH HOME.....	5	718	9.4%	8.9%
DAYCARE CENTER.....	6	1011	13.2%	12.8%
NURSERY/PREK/HEAD START.....	7	1393	18.2%	18.3%
EQUAL HRS 2 TYPES.....		289	3.8%	3.8%
TOTALS:		7655	100.0%	100.0%

RACEETHN = D: RACE-ETHNICITY

D: RACE-ETHNICITY

POSITION: 577-578
FORMAT: N2

RESPONSE	CODES	FREQ	UNWGTD PERCENT	WGTD PERCENT
WHITE, NON-HISPANIC.....	1	5518	72.1%	69.6%
BLACK, NON-HISPANIC.....	2	934	12.2%	15.0%
HISPANIC.....	3	896	11.7%	11.7%
ALL OTHER RACES.....	4	307	4.0%	3.8%
TOTALS:		7655	100.0%	100.0%

RATIOOC = D: ROUNDED RATIO CH/ADULTS IN DAYC

D: ROUNDED RATIO CH/ADULTS IN DAYC

POSITION: 579-580
FORMAT: N2

RESPONSE	CODES	FREQ	UNWGTD PERCENT	WGTD PERCENT
NA/MISSING.....	0-35	6361	83.1%	(MISS)
RATIO OF CHILD/ADULT.....		1294	16.9%	100.0%
TOTALS:		7655	100.0%	100.0%

PSU = FOR TAYLOR SERIES VAR APPROXIMATION

FJ-70 FOR TAYLOR SERIES VAR APPROXIMATION

POSITION: 575-576
FORMAT: A2

RESPONSE	CODES	FREQ	UNWGTD PERCENT	WGTD PERCENT
VALUE.....	1	3757	49.1%	48.9%
VALUE.....	2	3898	50.9%	51.1%
TOTALS:		7655	100.0%	100.0%

PATIOPRK = D: ROUNDED RATIO CH/ADULTS IN PREK NUR

D: ROUNDED RATIO CH/ADULTS IN PREK NUR

POSITION: 581-582
FORMAT: N2

RESPONSE	CODES	FREQ	UNWGTD PERCENT	WGTD PERCENT
NA/MISSING.....	0-30	5685	74.3%	(MISS)
RATIO OF CHILD/ADULT.....		1970	25.7%	100.0%
TOTALS:		7655	100.0%	100.0%

REGION = DEPARTMENT OF EDUCATION REGION

DEPARTMENT OF EDUCATION REGION

POSITION: 583-584
FORMAT: N2

RESPONSE	CODES	FREQ	UNWGTD PERCENT	WGTD PERCENT
NORTHEAST.....	1	1602	20.9%	20.1%
CENTRAL.....	2	1990	26.0%	25.7%
SOUTHEAST.....	3	1692	22.1%	22.1%
WEST.....	4	2371	31.0%	32.1%
TOTALS:		7655	100.0%	100.0%

REPTKIND = D: 2 YRS IN KINDERGARTEN-TYPE PROGRAM

D: 2 YRS IN KINDERGARTEN-TYPE PROGRAM

POSITION: 585-586
FORMAT: N2

RESPONSE	CODES	FREQ	UNWGTD PERCENT	WGTD PERCENT
NA/MISSING.....	0	5107	66.7%	(MISS)
NO.....		2382	31.1%	93.2%
YES.....	1	166	2.2%	6.8%
TOTALS:		7655	100.0%	100.0%

TEENHOM = D: MOM/GUARD: AGE FIRST BECAME MOTHER

D: MOM/GUARD: AGE FIRST BECAME MOTHER

POSITION: 587-588
FORMAT: N2

RESPONSE	CODES	FREQ	UNWGTD PERCENT	WGTD PERCENT
NA/MISSING.....	1	195	2.5%	(MISS)
17 OR YOUNGER.....	2	637	8.3%	10.3%
AGE 18 OR 19.....	3	1034	13.5%	14.8%
AGE 20 OR OLDER.....	4	5789	75.6%	74.8%
TOTALS:		7655	100.0%	100.0%

TYPECARE = D: CURRENT CH CARE HOME/CENTER/BOTH

D: CURRENT CH CARE HOME/CENTER/BOTH

POSITION: 589-590
FORMAT: N2

RESPONSE	CODES	FREQ	UNWGTD PERCENT	WGTD PERCENT
NOT IN REG, NONPAR CARE.....	0	2977	38.9%	40.6%
HOME-BASED CARE ONLY.....	1	1477	19.3%	18.4%
CENTER-BASED CARE ONLY.....	2	2409	31.5%	31.0%
HOME-BASE & CENTER-BASED.....	3	792	10.3%	10.0%
TOTALS:		7655	100.0%	100.0%

URBAN = URBANICITY

URBANICITY

POSITION: 591-592
FORMAT: N2

RESPONSE	CODES	FREQ	UNWGTD PERCENT	WGTD PERCENT
NON.....	0	1568	20.5%	22.7%
MSA.....	1	6087	79.5%	77.3%
TOTALS:		7655	100.0%	100.0%

VSTRAT = STRATUM FOR TAYLOR SERIES APPROXIMATION

STRATUM FOR TAYLOR SERIES APPROXIMATION

POSITION: 593-594
FORMAT: A2

VALUE.....
VALUE.....
VALUE.....
VALUE.....
VALUE.....
VALUE.....
TOTALS: 7655 100.0% 100.0%

RESPONSE	VALUES	UNWGTD PERCENT	FREQ	WGTD PERCENT
1	145	1.9%	145	1.6%
2	163	2.1%	163	1.8%
3	150	2.0%	150	1.5%
4	169	2.2%	169	1.9%
5	152	2.0%	152	1.6%
6	166	2.2%	166	2.0%
7	190	2.5%	190	2.1%
8	127	1.7%	127	1.4%
9	140	1.8%	140	1.3%
10	139	1.8%	139	1.6%
11	137	1.8%	137	1.4%
12	158	2.1%	158	1.6%
13	173	2.3%	173	1.6%
14	153	2.0%	153	1.5%
15	151	2.0%	151	1.6%
16	139	1.8%	139	1.5%
17	150	2.0%	150	1.5%
18	134	1.8%	134	1.5%
19	139	1.8%	139	1.4%
20	131	1.7%	131	1.4%
21	150	2.0%	150	1.4%
22	153	2.0%	153	1.5%
23	173	2.3%	173	1.6%
24	164	2.1%	164	2.4%
25	151	2.0%	151	2.3%
26	159	2.1%	159	2.6%
27	173	2.3%	173	2.5%
28	152	2.0%	152	2.2%
29	170	2.2%	170	2.5%
30	165	2.2%	165	2.6%
31	142	1.9%	142	2.3%
32	151	2.0%	151	2.4%
33	141	1.8%	141	2.2%
34	138	1.8%	138	2.2%
35	143	1.9%	143	2.3%
36	170	2.2%	170	2.3%
37	165	2.2%	165	2.3%
38	152	2.0%	152	2.6%
39	140	1.8%	140	2.2%
40	142	1.9%	142	2.3%
41	160	2.1%	160	2.4%
42	142	1.9%	142	2.1%
43	163	2.1%	163	2.3%
44	180	2.4%	180	2.6%

DADDIPL = IMPUTATION FLAG FOR DADDIPL

IMPUTATION FLAG FOR DADDIPL

POSITION: 595-596
FORMAT: N2

RESPONSE	CODES	FREQ	UNWGTD PERCENT	WGTD PERCENT
IMPUTED VALUE.....	1	94	1.2%	100.0%
RESERVED CODES: INAPPLICABLE.....	-1	7561	98.8% (MISS)	
TOTALS:		7655	100.0%	100.0%

DADGRADF = IMPUTATION FLAG FOR DADGRADE

IMPUTATION FLAG FOR DADGRADE

POSITION: 597-598
FORMAT: N2

RESPONSE	CODES	FREQ	UNWGTD PERCENT	WGTD PERCENT
IMPUTED VALUE.....	1	119	1.6%	100.0%
RESERVED CODES: INAPPLICABLE.....	-1	7536	98.4% (MISS)	
TOTALS:		7655	100.0%	100.0%

DADWORKF = IMPUTATION FLAG FOR DADWORK

IMPUTATION FLAG FOR DADWORK

POSITION: 599-600
FORMAT: N2

RESPONSE	CODES	FREQ	UNWGTD PERCENT	WGTD PERCENT
IMPUTED VALUE.....	1	61	0.8%	100.0%
RESERVED CODES: INAPPLICABLE.....	-1	7594	99.2% (MISS)	
TOTALS:		7655	100.0%	100.0%

ENROLLF = IMPUTATION FLAG FOR ENROLL

IMPUTATION FLAG FOR ENROLL

POSITION: 601-602
FORMAT: N2

RESPONSE	CODES	FREQ	UNWGTD PERCENT	WGTD PERCENT
IMPUTED VALUE.....	1	1	0.0%	100.0%
RESERVED CODES: INAPPLICABLE.....	-1	7654	100.0% (MISS)	
TOTALS:		7655	100.0%	100.0%

GENDERF = IMPUTATION FLAG FOR GENDER

IMPUTATION FLAG FOR GENDER

POSITION: 603-604
FORMAT: N2

RESPONSE	CODES	FREQ	UNWGTD PERCENT	WGTD PERCENT
IMPUTED VALUE.....	1	5	0.1%	100.0%
RESERVED CODES: INAPPLICABLE.....	-1	7650	99.9% (MISS)	
TOTALS:		7655	100.0%	100.0%

GRADEF = IMPUTATION FLAG FOR GRADE

IMPUTATION FLAG FOR GRADE

POSITION: 605-606
FORMAT: N2

RESPONSE	CODES	FREQ	UNWGTD PERCENT	WGTD PERCENT
IMPUTED VALUE.....	1	6	0.1%	100.0%
RESERVED CODES: INAPPLICABLE.....	-1	7649	99.9% (MISS)	
TOTALS:		7655	100.0%	100.0%

HANDICAF = IMPUTATION FLAG FOR HANDICAP

IMPUTATION FLAG FOR HANDICAP

POSITION: 607-608
 FORMAT: N2

RESPONSE	UNWGTD PERCENT	WGTD PERCENT
IMPUTED VALUE.....	0.4%	100.0%
RESERVED CODES:		
INAPPLICABLE.....	99.6%	(MISS)
TOTALS:	7655 100.0%	7655 100.0%

HISPANIF = IMPUTATION FLAG FOR HISPANIC

IMPUTATION FLAG FOR HISPANIC

POSITION: 609-610
 FORMAT: N2

RESPONSE	UNWGTD PERCENT	WGTD PERCENT
IMPUTED VALUE.....	0.4%	100.0%
RESERVED CODES:		
INAPPLICABLE.....	99.6%	(MISS)
TOTALS:	7655 100.0%	7655 100.0%

INCOMRNF = INCOMRNG IMPUTED FLAG

INCOMRNG IMPUTED FLAG

POSITION: 611-612
 FORMAT: N2

RESPONSE	UNWGTD PERCENT	WGTD PERCENT
IMPUTED VALUE.....	12.1%	100.0%
RESERVED CODES:		
INAPPLICABLE.....	87.9%	(MISS)
TOTALS:	7655 100.0%	7655 100.0%

MOMAGEF = IMPUTATION FLAG FOR MOWAGE

IMPUTATION FLAG FOR MOWAGE

POSITION: 613-614
 FORMAT: N2

RESPONSE	FREQ	UNWGTD PERCENT	WGTD PERCENT
IMPUTED VALUE.....	134	1.8%	100.0%
RESERVED CODES:			
INAPPLICABLE.....	7521	98.2%	(MISS)
TOTALS:	7655	100.0%	7655 100.0%

MOMDIPLF = IMPUTATION FLAG FOR MOWDIPL

IMPUTATION FLAG FOR MOWDIPL

POSITION: 615-616
 FORMAT: N2

RESPONSE	FREQ	UNWGTD PERCENT	WGTD PERCENT
IMPUTED VALUE.....	57	0.7%	100.0%
RESERVED CODES:			
INAPPLICABLE.....	7598	99.2%	(MISS)
TOTALS:	7655	100.0%	7655 100.0%

MOMGRADF = IMPUTATION FLAG FOR MOWGRADE

IMPUTATION FLAG FOR MOWGRADE

POSITION: 617-618
 FORMAT: N2

RESPONSE	FREQ	UNWGTD PERCENT	WGTD PERCENT
IMPUTED VALUE.....	92	1.2%	100.0%
RESERVED CODES:			
INAPPLICABLE.....	7563	98.8%	(MISS)
TOTALS:	7655	100.0%	7655 100.0%



MOMLANGF = IMPUTATION FLAG FOR MOMLANG

IMPUTATION FLAG FOR MOMLANG

POSITION: 619-620
FORMAT: N2

RESPONSE	IMPUTED VALUE	RESERVED CODES	INAPPLICABLE	TOTALS:	CODES	FREQ	UNWGTD PERCENT	WGTD PERCENT
1				7655	1	129	1.7%	100.0%
-1				7526	-1	7526	98.3% (MISS)	100.0%

MOMWORKF = IMPUTATION FLAG FOR MOMWORK

IMPUTATION FLAG FOR MOMWORK

POSITION: 621-622
FORMAT: N2

RESPONSE	IMPUTED VALUE	RESERVED CODES	INAPPLICABLE	TOTALS:	CODES	FREQ	UNWGTD PERCENT	WGTD PERCENT
1				7655	1	51	0.7%	100.0%
-1				7604	-1	7604	99.3% (MISS)	100.0%

NEWMOHF = IMPUTATION FLAG FOR NEWMOH

IMPUTATION FLAG FOR NEWMOH

POSITION: 623-624
FORMAT: N2

RESPONSE	IMPUTED VALUE	RESERVED CODES	INAPPLICABLE	TOTALS:	CODES	FREQ	UNWGTD PERCENT	WGTD PERCENT
1				7655	1	131	1.7%	100.0%
-1				7524	-1	7524	98.3% (MISS)	100.0%

NUMPERSF = NUMPERS IMPUTED FLAG

NUMPERS IMPUTED FLAG

POSITION: 625-626
FORMAT: N2

RESPONSE	IMPUTED VALUE	RESERVED CODES	INAPPLICABLE	TOTALS:	CODES	FREQ	UNWGTD PERCENT	WGTD PERCENT
1				7655	1	13	0.2%	100.0%
-1				7662	-1	7662	99.8% (MISS)	100.0%

OMNHOMEF = OMNHOME IMPUTED FLAG

OMNHOME IMPUTED FLAG

POSITION: 627-628
FORMAT: N2

RESPONSE	IMPUTED VALUE	RESERVED CODES	INAPPLICABLE	TOTALS:	CODES	FREQ	UNWGTD PERCENT	WGTD PERCENT
1				7655	1	35	0.5%	100.0%
-1				7620	-1	7620	99.5% (MISS)	100.0%

PARNMARF = IMPUTATION FLAG FOR PARNMARI

IMPUTATION FLAG FOR PARNMARI

POSITION: 629-630
FORMAT: N2

RESPONSE	IMPUTED VALUE	RESERVED CODES	INAPPLICABLE	TOTALS:	CODES	FREQ	UNWGTD PERCENT	WGTD PERCENT
1				7655	1	141	1.8%	100.0%
-1				7514	-1	7514	98.2% (MISS)	100.0%

RACEF = IMPUTATION FLAG FOR RACE

IMPUTATION FLAG FOR RACE

POSITION: 631-632
FORMAT: N2

RESPONSE	UNWGTD PERCENT	WGTD PERCENT
IMPUTED VALUE.....	0.5%	100.0%
RESERVED CODES:		
INAPPLICABLE.....	99.5%	(MISS)
TOTALS:	100.0%	100.0%

WEIGH5F = IMPUTATION FLAG FOR WEIGHS

IMPUTATION FLAG FOR WEIGHS

POSITION: 633-634
FORMAT: N2

RESPONSE	UNWGTD PERCENT	WGTD PERCENT
IMPUTED VALUE.....	1.1%	100.0%
RESERVED CODES:		
INAPPLICABLE.....	98.9%	(MISS)
TOTALS:	100.0%	100.0%

EWGT = FINAL CHILD WEIGHT

FINAL CHILD WEIGHT

POSITION: 635-644
FORMAT: N10

RESPONSE	UNWGTD PERCENT	WGTD PERCENT
WEIGHT.....	100.0%	(MISS)
TOTALS:	100.0%	0.0%

EWREPL1 = REPLICATE WEIGHT

REPLICATE WEIGHT

POSITION: 645-654
FORMAT: N10

RESPONSE	UNWGTD PERCENT	WGTD PERCENT
REPLICATE WEIGHT.....	100.0%	(MISS)
TOTALS:	100.0%	0.0%

EWREPL2 = REPLICATE WEIGHT

REPLICATE WEIGHT

POSITION: 655-664
FORMAT: N10

RESPONSE	UNWGTD PERCENT	WGTD PERCENT
REPLICATE WEIGHT.....	100.0%	(MISS)
TOTALS:	100.0%	0.0%

EWREPL3 = REPLICATE WEIGHT

REPLICATE WEIGHT

POSITION: 665-674
FORMAT: N10

RESPONSE	UNWGTD PERCENT	WGTD PERCENT
REPLICATE WEIGHT.....	100.0%	(MISS)
TOTALS:	100.0%	0.0%

EWREPL4 = REPLICATE WEIGHT

REPLICATE WEIGHT

POSITION: 675-684
FORMAT: N10

RESPONSE	CODES	FREQ	UNWGTD PERCENT	WGTD PERCENT
.....	0-12228.403	7655	100.0%	(MISS)
TOTALS:		7655	100.0%	0.0%

EWREPL5 = REPLICATE WEIGHT

REPLICATE WEIGHT

POSITION: 685-694
FORMAT: N10

RESPONSE	CODES	FREQ	UNWGTD PERCENT	WGTD PERCENT
.....	0-12247.372	7655	100.0%	(MISS)
TOTALS:		7655	100.0%	0.0%

EWREPL6 = REPLICATE WEIGHT

REPLICATE WEIGHT

POSITION: 695-704
FORMAT: N10

RESPONSE	CODES	FREQ	UNWGTD PERCENT	WGTD PERCENT
.....	0-12140.241	7655	100.0%	(MISS)
TOTALS:		7655	100.0%	0.0%

EWREPL7 = REPLICATE WEIGHT

REPLICATE WEIGHT

POSITION: 705-714
FORMAT: N10

RESPONSE	CODES	FREQ	UNWGTD PERCENT	WGTD PERCENT
.....	0-12013.890	7655	100.0%	(MISS)
TOTALS:		7655	100.0%	0.0%

EWREPL8 = REPLICATE WEIGHT

REPLICATE WEIGHT

POSITION: 715-724
FORMAT: N10

RESPONSE	CODES	FREQ	UNWGTD PERCENT	WGTD PERCENT
.....	0-12320.396	7655	100.0%	(MISS)
TOTALS:		7655	100.0%	0.0%

EWREPL9 = REPLICATE WEIGHT

REPLICATE WEIGHT

POSITION: 725-734
FORMAT: N10

RESPONSE	CODES	FREQ	UNWGTD PERCENT	WGTD PERCENT
.....	0-12284.111	7655	100.0%	(MISS)
TOTALS:		7655	100.0%	0.0%

EWREPL10 = REPLICATE WEIGHT

REPLICATE WEIGHT

POSITION: 735-744
FORMAT: N10

RESPONSE	CODES	FREQ	UNWGTD PERCENT	WGTD PERCENT (MISS)
REPLICATE WEIGHT.....	0-12127.809	7655	100.0%	0.0%
TOTALS:		7655	100.0%	0.0%

EWREPL11 = REPLICATE WEIGHT

REPLICATE WEIGHT

POSITION: 745-754
FORMAT: N10

RESPONSE	CODES	FREQ	UNWGTD PERCENT	WGTD PERCENT (MISS)
REPLICATE WEIGHT.....	0-12391.078	7655	100.0%	0.0%
TOTALS:		7655	100.0%	0.0%

EWREPL12 = REPLICATE WEIGHT

REPLICATE WEIGHT

POSITION: 755-764
FORMAT: N10

RESPONSE	CODES	FREQ	UNWGTD PERCENT	WGTD PERCENT (MISS)
REPLICATE WEIGHT.....	0-12142.845	7655	100.0%	0.0%
TOTALS:		7655	100.0%	0.0%

EWREPL13 = REPLICATE WEIGHT

REPLICATE WEIGHT

POSITION: 765-774
FORMAT: N10

RESPONSE	CODES	FREQ	UNWGTD PERCENT	WGTD PERCENT (MISS)
REPLICATE WEIGHT.....	0-12163.410	7655	100.0%	0.0%
TOTALS:		7655	100.0%	0.0%

EWREPL14 = REPLICATE WEIGHT

REPLICATE WEIGHT

POSITION: 775-784
FORMAT: N10

RESPONSE	CODES	FREQ	UNWGTD PERCENT	WGTD PERCENT (MISS)
REPLICATE WEIGHT.....	0-12364.186	7655	100.0%	0.0%
TOTALS:		7655	100.0%	0.0%

EWREPL15 = REPLICATE WEIGHT

REPLICATE WEIGHT

POSITION: 785-794
FORMAT: N10

RESPONSE	CODES	FREQ	UNWGTD PERCENT	WGTD PERCENT (MISS)
REPLICATE WEIGHT.....	0-12077.273	7655	100.0%	0.0%
TOTALS:		7655	100.0%	0.0%

EWREPL16 = REPLICATE WEIGHT

REPLICATE WEIGHT

POSITION: 795-804
FORMAT: N10

RESPONSE	CODES	FREQ	UNWGTD PERCENT	WGTD PERCENT
-----	-----	-----	-----	-----
REPLICATE WEIGHT.....	0-12314.593	7655	100.0%	(MISS)
TOTALS:		7655	100.0%	0.0%

EWREPL17 = REPLICATE WEIGHT

REPLICATE WEIGHT

POSITION: 805-814
FORMAT: N10

RESPONSE	CODES	FREQ	UNWGTD PERCENT	WGTD PERCENT
-----	-----	-----	-----	-----
REPLICATE WEIGHT.....	0-11383.594	7655	100.0%	(MISS)
TOTALS:		7655	100.0%	0.0%

EWREPL18 = REPLICATE WEIGHT

REPLICATE WEIGHT

POSITION: 815-824
FORMAT: N10

RESPONSE	CODES	FREQ	UNWGTD PERCENT	WGTD PERCENT
-----	-----	-----	-----	-----
REPLICATE WEIGHT.....	0-12443.213	7655	100.0%	(MISS)
TOTALS:		7655	100.0%	0.0%

EWREPL19 = REPLICATE WEIGHT

REPLICATE WEIGHT

POSITION: 825-834
FORMAT: N10

RESPONSE	CODES	FREQ	UNWGTD PERCENT	WGTD PERCENT
-----	-----	-----	-----	-----
REPLICATE WEIGHT.....	0-12209.269	7655	100.0%	(MISS)
TOTALS:		7655	100.0%	0.0%

EWREPL20 = REPLICATE WEIGHT

REPLICATE WEIGHT

POSITION: 835-844
FORMAT: N10

RESPONSE	CODES	FREQ	UNWGTD PERCENT	WGTD PERCENT
-----	-----	-----	-----	-----
REPLICATE WEIGHT.....	0-11995.742	7655	100.0%	(MISS)
TOTALS:		7655	100.0%	0.0%

EWREPL21 = REPLICATE WEIGHT

REPLICATE WEIGHT

POSITION: 845-854
FORMAT: N10

RESPONSE	CODES	FREQ	UNWGTD PERCENT	WGTD PERCENT
-----	-----	-----	-----	-----
REPLICATE WEIGHT.....	0-12157.708	7655	100.0%	(MISS)
TOTALS:		7655	100.0%	0.0%

EWREPL22 = REPLICATE WEIGHT

REPLICATE WEIGHT

POSITION: 855-864
FORMAT: N10

RESPONSE	CODES	FREQ	UNWGTD PERCENT	WGTD PERCENT
REPLICATE WEIGHT	0-12182.506	7655	100.0%	(MISS)
TOTALS:		7655	100.0%	0.0%

EWREPL23 = REPLICATE WEIGHT

REPLICATE WEIGHT

POSITION: 865-874
FORMAT: N10

RESPONSE	CODES	FREQ	UNWGTD PERCENT	WGTD PERCENT
REPLICATE WEIGHT	0-12106.696	7655	100.0%	(MISS)
TOTALS:		7655	100.0%	0.0%

EWREPL24 = REPLICATE WEIGHT

REPLICATE WEIGHT

POSITION: 875-884
FORMAT: N10

RESPONSE	CODES	FREQ	UNWGTD PERCENT	WGTD PERCENT
REPLICATE WEIGHT	0-12238.055	7655	100.0%	(MISS)
TOTALS:		7655	100.0%	0.0%

EWREPL25 = REPLICATE WEIGHT

REPLICATE WEIGHT

POSITION: 885-894
FORMAT: N10

RESPONSE	CODES	FREQ	UNWGTD PERCENT	WGTD PERCENT
REPLICATE WEIGHT	0-11963.880	7655	100.0%	(MISS)
TOTALS:		7655	100.0%	0.0%

EWREPL26 = REPLICATE WEIGHT

REPLICATE WEIGHT

POSITION: 895-904
FORMAT: N10

RESPONSE	CODES	FREQ	UNWGTD PERCENT	WGTD PERCENT
REPLICATE WEIGHT	0-12191.538	7655	100.0%	(MISS)
TOTALS:		7655	100.0%	0.0%

EWREPL27 = REPLICATE WEIGHT

REPLICATE WEIGHT

POSITION: 905-914
FORMAT: N10

RESPONSE	CODES	FREQ	UNWGTD PERCENT	WGTD PERCENT
REPLICATE WEIGHT	0-12430.284	7655	100.0%	(MISS)
TOTALS:		7655	100.0%	0.0%

EWREPL28 = REPLICATE WEIGHT

REPLICATE WEIGHT

POSITION: 915-924
FORMAT: N10

RESPONSE	UNWGTD PERCENT	WGTD PERCENT
0-12114.178	100.0%	(MISS)
TOTALS:	100.0%	0.0%

EWREPL29 = REPLICATE WEIGHT

REPLICATE WEIGHT

POSITION: 925-934
FORMAT: N10

RESPONSE	UNWGTD PERCENT	WGTD PERCENT
0-12082.926	100.0%	(MISS)
TOTALS:	100.0%	0.0%

EWREPL30 = REPLICATE WEIGHT

REPLICATE WEIGHT

POSITION: 935-944
FORMAT: N10

RESPONSE	UNWGTD PERCENT	WGTD PERCENT
0-12031.330	100.0%	(MISS)
TOTALS:	100.0%	0.0%

EWREPL31 = REPLICATE WEIGHT

REPLICATE WEIGHT

POSITION: 945-954
FORMAT: N10

RESPONSE	UNWGTD PERCENT	WGTD PERCENT
0-12315.785	100.0%	(MISS)
TOTALS:	100.0%	0.0%

EWREPL32 = REPLICATE WEIGHT

REPLICATE WEIGHT

POSITION: 955-964
FORMAT: N10

RESPONSE	UNWGTD PERCENT	WGTD PERCENT
0-12136.443	100.0%	(MISS)
TOTALS:	100.0%	0.0%

EWREPL33 = REPLICATE WEIGHT

REPLICATE WEIGHT

POSITION: 965-974
FORMAT: N10

RESPONSE	UNWGTD PERCENT	WGTD PERCENT
0-12204.052	100.0%	(MISS)
TOTALS:	100.0%	0.0%

EWREPL34 = REPLICATE WEIGHT

REPLICATE WEIGHT

POSITION: 975-984
FORMAT: N10

RESPONSE	UNWGTD PERCENT	WGTD PERCENT
REPLICATE WEIGHT.....	100.0%	0.0%
TOTALS:	100.0%	0.0%

EWREPL35 = REPLICATE WEIGHT

REPLICATE WEIGHT

POSITION: 985-994
FORMAT: N10

RESPONSE	UNWGTD PERCENT	WGTD PERCENT
REPLICATE WEIGHT.....	100.0%	0.0%
TOTALS:	100.0%	0.0%

EWREPL36 = REPLICATE WEIGHT

REPLICATE WEIGHT

POSITION: 995-1004
FORMAT: N10

RESPONSE	UNWGTD PERCENT	WGTD PERCENT
REPLICATE WEIGHT.....	100.0%	0.0%
TOTALS:	100.0%	0.0%

EWREPL37 = REPLICATE WEIGHT

REPLICATE WEIGHT

POSITION: 1005-1014
FORMAT: N10

RESPONSE	UNWGTD PERCENT	WGTD PERCENT
REPLICATE WEIGHT.....	100.0%	0.0%
TOTALS:	100.0%	0.0%

EWREPL38 = REPLICATE WEIGHT

REPLICATE WEIGHT

POSITION: 1015-1024
FORMAT: N10

RESPONSE	UNWGTD PERCENT	WGTD PERCENT
REPLICATE WEIGHT.....	100.0%	0.0%
TOTALS:	100.0%	0.0%

EWREPL39 = REPLICATE WEIGHT

REPLICATE WEIGHT

POSITION: 1025-1034
FORMAT: N10

RESPONSE	UNWGTD PERCENT	WGTD PERCENT
REPLICATE WEIGHT.....	100.0%	0.0%
TOTALS:	100.0%	0.0%

EWREPL40 = REPLICATE WEIGHT

REPLICATE WEIGHT

POSITION: 1035-1044
FORMAT: N10

RESPONSE	UNWGTD PERCENT	WGTD PERCENT
0-12438.714	100.0%	0.0%
TOTALS:	100.0%	0.0%

EWREPL41 = REPLICATE WEIGHT

REPLICATE WEIGHT

POSITION: 1045-1054
FORMAT: N10

RESPONSE	UNWGTD PERCENT	WGTD PERCENT
0-12123.165	100.0%	0.0%
TOTALS:	100.0%	0.0%

EWREPL42 = REPLICATE WEIGHT

REPLICATE WEIGHT

POSITION: 1055-1064
FORMAT: N10

RESPONSE	UNWGTD PERCENT	WGTD PERCENT
0-12273.282	100.0%	0.0%
TOTALS:	100.0%	0.0%

EWREPL43 = REPLICATE WEIGHT

REPLICATE WEIGHT

POSITION: 1065-1074
FORMAT: N10

RESPONSE	UNWGTD PERCENT	WGTD PERCENT
0-12172.725	100.0%	0.0%
TOTALS:	100.0%	0.0%

EWREPL44 = REPLICATE WEIGHT

REPLICATE WEIGHT

POSITION: 1075-1084
FORMAT: N10

RESPONSE	UNWGTD PERCENT	WGTD PERCENT
0-12250.292	100.0%	0.0%
TOTALS:	100.0%	0.0%

EWREPL45 = REPLICATE WEIGHT

REPLICATE WEIGHT

POSITION: 1085-1094
FORMAT: N10

RESPONSE	UNWGTD PERCENT	WGTD PERCENT
0-12129.818	100.0%	0.0%
TOTALS:	100.0%	0.0%

EWREPL46 = REPLICATE WEIGHT

REPLICATE WEIGHT

POSITION: 1095-1104
FORMAT: N10

RESPONSE	CODES	FREQ	UNWGTD PERCENT	WGTD PERCENT
REPLICATE WEIGHT	0-12184.939	7655	100.0%	(MISS)
TOTALS:		7655	100.0%	0.0%

EWREPL47 = REPLICATE WEIGHT

REPLICATE WEIGHT

POSITION: 1105-1114
FORMAT: N10

RESPONSE	CODES	FREQ	UNWGTD PERCENT	WGTD PERCENT
REPLICATE WEIGHT	0-12093.283	7655	100.0%	(MISS)
TOTALS:		7655	100.0%	0.0%

EWREPL48 = REPLICATE WEIGHT

REPLICATE WEIGHT

POSITION: 1115-1124
FORMAT: N10

RESPONSE	CODES	FREQ	UNWGTD PERCENT	WGTD PERCENT
REPLICATE WEIGHT	0-12230.668	7655	100.0%	(MISS)
TOTALS:		7655	100.0%	0.0%

EWREPL49 = REPLICATE WEIGHT

REPLICATE WEIGHT

POSITION: 1125-1134
FORMAT: N10

RESPONSE	CODES	FREQ	UNWGTD PERCENT	WGTD PERCENT
REPLICATE WEIGHT	0-12125.846	7655	100.0%	(MISS)
TOTALS:		7655	100.0%	0.0%

EWREPL50 = REPLICATE WEIGHT

REPLICATE WEIGHT

POSITION: 1135-1144
FORMAT: N10

RESPONSE	CODES	FREQ	UNWGTD PERCENT	WGTD PERCENT
REPLICATE WEIGHT	0-12457.961	7655	100.0%	(MISS)
TOTALS:		7655	100.0%	0.0%

400

411

PRIMARY FILE CODEBOOK

402

F-85

PERSID = PERS KEY = BASEID || 2-DIGIT PERSNUM

PERS KEY = BASEID || 2-DIGIT PERSNUM

POSITION: 1-9
FORMAT: A9

HISPANIC = S5/S10C/S11 HISPANIC ETHNICITY

S5. Is (he/she) of Hispanic origin?

POSITION: 10-11
FORMAT: N2

RESPONSE	CODES	FREQ	UNWGTD PERCENT	WGTD PERCENT
YES.....	1	715	11.5%	11.1%
NO.....	2	5522	88.5%	88.9%
TOTALS:		6237	100.0%	100.0%

RACE = S5/S10B/S11 PERSON'S RACE

S5. Is this child white/black/American Indian or Alaskan Native/Asian or Pacific Islander/another race?

POSITION: 12-13
FORMAT: N2

RESPONSE	CODES	FREQ	UNWGTD PERCENT	WGTD PERCENT
WHITE.....	1	4917	78.8%	76.1%
BLACK.....	2	796	12.8%	15.5%
NATIVE AMERICAN OR ALASKAN NATIVE.....	3	78	1.3%	1.5%
ASIAN OR PACIFIC ISLANDER.....	4	140	2.2%	2.1%
SOME OTHER RACE.....	91	306	4.9%	4.8%
TOTALS:		6237	100.0%	100.0%

PARNRELN = S7/S9 PERSON AT S6-RELATIONSHIP TO CHILD

S7. What is (NAME'S) relationship to (CHILD)?

POSITION: 14-15
FORMAT: N2

RESPONSE	CODES	FREQ	UNWGTD PERCENT	WGTD PERCENT
NATURAL OR ADOPTIVE MOTHER.....	1	4887	78.4%	79.3%
STEPMOTHER/OTHER FEMALE GUARDIAN.....	2	84	1.3%	1.4%
NATURAL OR ADOPTIVE FATHER.....	3	1067	17.1%	16.0%
STEPFATHER/OTHER MALE GUARDIAN.....	4	48	0.8%	0.7%
GRANDPARENT.....	5	100	1.6%	1.9%
BROTHER/SISTER.....	6	10	0.2%	0.1%
OTHER RELATIVE.....	7	22	0.4%	0.3%
NONRELATIVE.....	8	9	0.1%	0.1%
RESERVED CODES:				
DK.....	-8	7	0.1%	(MISS)
NOT ASCERTAINED.....	-9	3	0.0%	(MISS)
TOTALS:		6237	100.0%	100.0%

GENDER = S5 PERSON'S GENDER

S5E. Is (CHILD) male or female?

POSITION: 16-17
FORMAT: A2

RESPONSE	CODES	FREQ	UNWGTD PERCENT	WGTD PERCENT
FEMALE.....	F	3072	49.3%	49.3%
MALE.....	M	3165	50.7%	50.7%
TOTALS:		6237	100.0%	100.0%

NUMPERS = S17 TOTAL NUMBER OF PEOPLE LIVING IN HH

S17. What is the total number of people living in your household, including all children and adults?

POSITION: 18-19
FORMAT: N2

RESPONSE	UNWGTD PERCENT	FREQ	WGTD PERCENT
NUMBER OF PEOPLE.....	100.0%	6237	100.0%
TOTALS:	100.0%	6237	100.0%

HOMETYPE = S19 TYPE OF HOME

S19. What kind of home do you live in?

POSITION: 20-21
FORMAT: N2

RESPONSE	UNWGTD PERCENT	FREQ	WGTD PERCENT
SINGLE FAMILY HOUSE OR TOWNHOUSE.....	82.2%	5129	79.0%
APARTMENT.....	10.3%	641	13.2%
SOME OTHER TYPE OF HOME.....	7.2%	447	7.8%
RESERVED CODES:			
REFUSED.....	0.2%	12	(MISS)
DK.....	0.0%	3	(MISS)
NOT ASCERTAINED.....	0.1%	5	(MISS)
TOTALS:	100.0%	6237	100.0%

OWNHOME = S20 OWN HOME

S20. Do you own your home, rent your home, or have some other arrangement?

POSITION: 22-23
FORMAT: N2

RESPONSE	UNWGTD PERCENT	FREQ	WGTD PERCENT
OWN YOUR HOME.....	67.5%	4209	60.4%
RENT YOUR HOME.....	29.0%	1807	35.8%
HAVE SOME OTHER ARRANGEMENT.....	3.5%	221	3.8%
TOTALS:	100.0%	6237	100.0%

INCOMRNG = S22A TOTAL HOUSEHOLD INCOME - RANGE

S22. In studies like this, households are sometimes grouped according to income. Can you tell me which group best describes an estimate of the total income of all persons in your household over the past year. Please include income from all sources, such as salaries or other earnings, interest, retirement, and so on for all household members.
(Was it/which of the following ranges includes your household income?)

POSITION: 24-25
FORMAT: N2

RESPONSE	UNWGTD PERCENT	FREQ	WGTD PERCENT
\$5,000 OR LESS.....	4.1%	257	7.1%
\$5,001 TO \$10,000.....	6.1%	381	11.0%
\$10,001 TO \$15,000.....	7.2%	450	8.0%
\$15,001 TO \$20,000.....	7.8%	487	8.7%
\$20,001 TO \$25,000.....	8.3%	520	8.9%
\$25,001 TO \$30,000.....	11.7%	730	10.2%
\$30,001 TO \$40,000.....	18.0%	1122	15.3%
\$40,001 TO \$50,000.....	13.7%	853	11.5%
\$50,001 TO \$75,000.....	14.6%	911	12.0%
OVER \$75,000.....	8.4%	526	7.3%
TOTALS:	100.0%	6237	100.0%

DOBMM = C1 MONTH OF BIRTH

C1. Before we begin, I'd like to confirm (CHILD'S) age. In what month and year was (CHILD) born?

POSITION: 26-27
FORMAT: N2

RESPONSE	CODES	FREQ	UNWGTD PERCENT	WGTD PERCENT
MONTHS.....	1	521	8.4%	8.3%
MONTHS.....	2	499	8.0%	8.2%
MONTHS.....	3	557	8.9%	9.0%
MONTHS.....	4	549	8.8%	9.0%
MONTHS.....	5	555	8.9%	9.1%
MONTHS.....	6	549	8.8%	8.7%
MONTHS.....	7	577	9.3%	9.4%
MONTHS.....	8	584	9.4%	9.4%
MONTHS.....	9	474	7.6%	7.4%
MONTHS.....	10	449	7.2%	7.5%
MONTHS.....	11	449	7.2%	7.0%
MONTHS.....	12	425	6.8%	7.1%
RESERVED CODES:				
REFUSED.....	-7	0	0.6%	(MISS)
DK.....	-8	9	0.1%	(MISS)
NOT ASCERTAINED.....	-9	1	0.0%	(MISS)
TOTALS:		6237	100.0%	100.0%

DOBYY = C1 YEAR OF BIRTH

C1. Before we begin, I'd like to confirm (CHILD'S) age. In what month and year was (CHILD) born?

POSITION: 28-29
FORMAT: N2

RESPONSE	CODES	FREQ	UNWGTD PERCENT	WGTD PERCENT
YEAR.....	81	65	1.0%	1.8%
YEAR.....	82	2304	36.9%	36.3%
YEAR.....	83	2267	36.3%	36.7%
YEAR.....	84	1555	24.9%	24.5%
YEAR.....	85	45	0.7%	0.7%
YEAR.....	86	1	0.0%	0.0%
TOTALS:		6237	100.0%	100.0%

MOTHER = C2A MOTHER LIVES IN HOUSEHOLD WITH CHILD

C2. Please tell me which of the following people live in the same household with (CHILD)
A. (CHILD'S) natural or adoptive mother

POSITION: 30-31
FORMAT: N2

RESPONSE	CODES	FREQ	UNWGTD PERCENT	WGTD PERCENT
YES.....	1	5906	94.7%	94.3%
NO.....	2	330	5.3%	5.7%
RESERVED CODES:				
REFUSED.....	-7	1	0.0%	(MISS)
TOTALS:		6237	100.0%	100.0%

FEMGUARD = C2B FEMALE GUARDIAN LIVES W/ CHILD

C2. Please tell me which of the following people live in the same household with (CHILD)
B. A stepmother or other female guardian

POSITION: 32-33
FORMAT: N2

RESPONSE	CODES	FREQ	UNWGTD PERCENT	WGTD PERCENT
YES.....	1	164	2.6%	49.9%
NO.....	2	166	2.7%	50.1%
RESERVED CODES:				
INAPPLICABLE.....	-1	5907	94.7%	(MISS)
TOTALS:		6237	100.0%	100.0%

FATHER = C2C FATHER LIVES W/CHILD

C2. Please tell me which of the following people live in the same household with (CHILD)
C. (CHILD'S) natural or adoptive father

POSITION: 34-35
FORMAT: N2

RESPONSE	CODES	FREQ	UNWGTD PERCENT	WGTD PERCENT
YES.....	1	4716	75.6%	71.0%
NO.....	2	1521	24.4%	29.0%
TOTALS:		6237	100.0%	100.0%

MALGUARD = C2D MALE GUARDIAN LIVES W/ CHILD

C2. Please tell me which of the following people live in the same household with (CHILD)
D. A stepfather or other male guardian

POSITION: 36-37
FORMAT: N2

RESPONSE	CODES	FREQ	UNWGTD PERCENT	WGTD PERCENT
YES.....	1	412	6.6%	22.9%
NO.....	2	1107	17.7%	77.1%
RESERVED CODES:				
INAPPLICABLE.....	-1	4716	75.6%	(MISS)
REFUSED.....	-7	1	0.0%	(MISS)
NOT ASCERTAINED.....	-9	1	0.0%	(MISS)
TOTALS:		6237	100.0%	100.0%

SIBLING = C2E SIBLING LIVES W/ CHILD

C2. Please tell me which of the following people live in the same household with (CHILD)
E. Brothers and sisters including adopted or stepchildren

POSITION: 38-39
FORMAT: N2

RESPONSE	CODES	FREQ	UNWGTD PERCENT	WGTD PERCENT
YES.....	1	5389	86.4%	86.2%
NO.....	2	844	13.5%	13.8%
RESERVED CODES:				
REFUSED.....	-7	3	0.0%	(MISS)
DK.....	-8	1	0.0%	(MISS)
TOTALS:		6237	100.0%	100.0%

GRNDPARN = C2F GRANDPARENT LIVES W/ CHILD

C2. Please tell me which of the following people live in the same household with (CHILD)
F. Grandparents

POSITION: 40-41
FORMAT: N2

RESPONSE	CODES	FREQ	UNWGTD PERCENT	WGTD PERCENT
YES.....	1	483	7.7%	7.9%
NO.....	2	5752	92.2%	92.1%
RESERVED CODES:				
REFUSED.....	-7	1	0.0%	(MISS)
DK.....	-8	1	0.0%	(MISS)
TOTALS:		6237	100.0%	100.0%

OTHREL = C2G OTHER RELATIVE LIVES W/CHILD

C2. Please tell me which of the following people live in the same household with (CHILD)
g. Other relatives

POSITION: 42-43
FORMAT: N2

RESPONSE	CODES	FREQ	UNWGTD PERCENT	WGTD PERCENT
YES.....	1	355	5.7%	5.5%
NO.....	2	5881	94.3%	94.5%
RESERVED CODES: REFUSED.....	-7	1	0.0%	(MISS)
TOTALS:		6237	100.0%	100.0%

NONREL = C2H NON-RELATIVE LIVES W/ CHILD

C2. Please tell me which of the following people live in the same household with (CHILD)
h. Nonrelatives

POSITION: 44-45
FORMAT: N2

RESPONSE	CODES	FREQ	UNWGTD PERCENT	WGTD PERCENT
YES.....	1	151	2.4%	2.2%
NO.....	2	6084	97.5%	97.8%
RESERVED CODES: REFUSED.....	-7	2	0.0%	(MISS)
TOTALS:		6237	100.0%	100.0%

PARMRI = C3 CHILD'S PARENTS' MARITAL STATUS

C3. What is (CHILD'S) parents' marital status?

POSITION: 46-47
FORMAT: N2

RESPONSE	CODES	FREQ	UNWGTD PERCENT	WGTD PERCENT
MARRIED.....	1	4463	71.6%	66.6%
SEPARATED.....	2	294	4.7%	5.8%
DIVORCED.....	3	927	14.9%	16.2%
WIDOWED.....	4	65	1.0%	1.1%
LIVING TOGETHER.....	5	55	0.9%	1.0%
NOT MARRIED.....	6	433	6.9%	9.2%
TOTALS:		6237	100.0%	100.0%

ENROLL = C4 CHILD ATTENDING OR ENROLLED IN SCHOOL

C4. Is (CHILD) attending or enrolled in school?

POSITION: 48-49
FORMAT: N2

RESPONSE	CODES	FREQ	UNWGTD PERCENT	WGTD PERCENT
YES.....	1	6199	99.4%	99.4%
NO.....	2	38	0.6%	0.6%
TOTALS:		6237	100.0%	100.0%

HOMESCHL = C5 HOME SCHOOLING OR TUTORING

C5. Is (CHILD) having home schooling or tutoring, or going to an alternative educational program?

POSITION: 50-51
FORMAT: N2

RESPONSE	CODES	FREQ	UNWGTD PERCENT	WGTD PERCENT
YES, HOME SCHOOL.....	1	31	0.5%	81.7%
YES, ALTERNATIVE PROGRAM.....	2	2	0.0%	4.1%
NO.....	3	5	0.1%	14.2%
RESERVED CODES: INAPPLICABLE.....	-1	6199	99.4%	(MISS)
TOTALS:		6237	100.0%	100.0%

GRADE = C6 GRADE OR YEAR CHILD IS ATTENDING

LASTYEAR = C7A GRADE OR YEAR OF SCHOOL CHILD IN LAS

C6. What grade or year is (CHILD) attending?

C7A. What grade or year of school was (CHILD) enrolled in last year?

POSITION: 52-53
FORMAT: A2

POSITION: 56-57
FORMAT: A2

RESPONSE	CODES	FREQ	UNWGTD PERCENT	WGTD PERCENT
FIRST GRADE	1	2440	39.1%	39.8%
SECOND GRADE	2	2274	36.5%	37.1%
THIRD GRADE	3	1418	22.7%	22.1%
FOURTH GRADE	4	31	0.5%	0.5%
FIFTH GRADE	5	2	0.0%	0.0%
UNGRADED SPECIAL ED.	6	26	0.4%	0.5%
OTHER UNGRADED	7	8	0.1%	0.1%
RESERVED CODES:				
INAPPLICABLE	-1	38	0.6%	(MISS)
TOTALS:		6237	100.0%	100.0%

RESPONSE	CODES	FREQ	UNWGTD PERCENT	WGTD PERCENT
RESERVED CODES:				
INAPPLICABLE	-1	6237	100.0%	(MISS)
TOTALS:		6237	100.0%	0.0%

LASTGRAD = E1 GRADE CHILD ATTENDING ONE YEAR AGO

E1. What grade or year of school was (CHILD) attending one year ago, that is, (MONTH) 1990?

POSITION: 58-59
FORMAT: A2

RESPONSE	CODES	FREQ	UNWGTD PERCENT	WGTD PERCENT
NOT ENROLLED LAST YEAR	0	21	0.3%	0.4%
FIRST GRADE	1	2338	37.5%	38.4%
SECOND GRADE	2	1456	23.3%	23.0%
THIRD GRADE	3	37	0.6%	0.6%
FOURTH GRADE	4	3	0.0%	0.0%
UNGRADED	6	5	0.1%	0.1%
KINDERGARTEN	K	2237	35.9%	36.3%
NURSERY/PREKINDERGARTEN	N	13	0.2%	0.2%
PRE-FIRST/TRANS. FIRST	P	50	0.8%	0.9%
TRANSITIONAL KINDERGARTEN	T	2	0.0%	0.1%
RESERVED CODES:				
INAPPLICABLE	-1	72	1.2%	(MISS)
REFUSED	-7	1	0.0%	(MISS)
DK	-8	2	0.0%	(MISS)
TOTALS:		6237	100.0%	100.0%

RESPONSE	CODES	FREQ	UNWGTD PERCENT	WGTD PERCENT
NOT ENROLLED LAST YEAR	0	21	0.3%	0.4%
FIRST GRADE	1	2338	37.5%	38.4%
SECOND GRADE	2	1456	23.3%	23.0%
THIRD GRADE	3	37	0.6%	0.6%
FOURTH GRADE	4	3	0.0%	0.0%
UNGRADED	6	5	0.1%	0.1%
KINDERGARTEN	K	2237	35.9%	36.3%
NURSERY/PREKINDERGARTEN	N	13	0.2%	0.2%
PRE-FIRST/TRANS. FIRST	P	50	0.8%	0.9%
TRANSITIONAL KINDERGARTEN	T	2	0.0%	0.1%
RESERVED CODES:				
INAPPLICABLE	-1	72	1.2%	(MISS)
REFUSED	-7	1	0.0%	(MISS)
DK	-8	2	0.0%	(MISS)
TOTALS:		6237	100.0%	100.0%

GRADEEQ = C7 GRADE EQUIVALENT IF REGULAR GRADES

C7. What grade would (CHILD) be attending if (he/she) were in a school with regular grades?

POSITION: 54-55
FORMAT: A2

RESPONSE	CODES	FREQ	UNWGTD PERCENT	WGTD PERCENT
FIRST GRADE	1	30	0.5%	41.5%
SECOND GRADE	2	22	0.4%	34.6%
THIRD GRADE	3	11	0.2%	15.9%
FOURTH GRADE	4	2	0.0%	5.7%
UNGRADED SPECIAL ED.	6	2	0.0%	2.3%
RESERVED CODES:				
INAPPLICABLE	-1	6170	98.9%	(MISS)
TOTALS:		6237	100.0%	100.0%

EQUVGRAD = E1A GRADE CHILD ATTENDED LAST YR-EQUIV

E1A. What grade would (CHILD) have been attending if (he/she) were in a school with regular grades?

POSITION: 60-61
FORMAT: A2

RESPONSE	CODES	FREQ	UNWGTD PERCENT	WGTD PERCENT
FIRST GRADE.....	1	1	0.0%	13.5%
UNGRADED.....	6	1	0.0%	39.7%
KINDERGARTEN.....	K	3	0.0%	46.8%
RESERVED CODES:				
INAPPLICABLE.....	-1	6232	99.9%	(MISS)
TOTALS:		6237	100.0%	100.0%

EVERKIND = E2 BEFORE 1ST GRADE, EVER ATTEND KIND

E2. (Before starting first grade,) did (CHILD) ever attend kindergarten?

POSITION: 62-63
FORMAT: N2

RESPONSE	CODES	FREQ	UNWGTD PERCENT	WGTD PERCENT
YES.....	1	6099	97.8%	98.0%
NO.....	2	127	2.0%	2.0%
RESERVED CODES:				
DK.....	-8	11	0.2%	(MISS)
TOTALS:		6237	100.0%	100.0%

KINDPUBL = E2A - KINDERGARTEN PUBLIC/PRIVATE

E2A. Was that a public or private kindergarten?

POSITION: 64-65
FORMAT: N2

RESPONSE	CODES	FREQ	UNWGTD PERCENT	WGTD PERCENT
PUBLIC.....	1	5044	80.9%	85.4%
PRIVATE.....	2	1038	16.6%	14.6%
RESERVED CODES:				
INAPPLICABLE.....	-1	138	2.2%	(MISS)
DK.....	-8	17	0.3%	(MISS)
TOTALS:		6237	100.0%	100.0%

KINDCHRC = E2B - KINDERGARTEN CHURCH RELATED

E2B. Was that private school church-related or not church-related?

POSITION: 66-67
FORMAT: N2

RESPONSE	CODES	FREQ	UNWGTD PERCENT	WGTD PERCENT
CHURCH-RELATED.....	1	687	11.0%	66.6%
NOT CHURCH-RELATED.....	2	346	5.5%	33.4%
RESERVED CODES:				
INAPPLICABLE.....	-1	5199	83.4%	(MISS)
DK.....	-8	4	0.1%	(MISS)
NOT ASCERTAINED.....	-9	1	0.0%	(MISS)
TOTALS:		6237	100.0%	100.0%

KINDMM = E3 MONTH THAT CHILD STARTED KINDERGARTEN

E3. In what month and year did (CHILD) start kindergarten?

POSITION: 68-69
FORMAT: N2

RESPONSE	CODES	FREQ	UNWGTD PERCENT	WGTD PERCENT
MONTHS.....	1	15	0.2%	0.3%
MONTHS.....	2	15	0.2%	0.2%
MONTHS.....	3	7	0.1%	0.1%
MONTHS.....	4	5	0.1%	0.1%
MONTHS.....	5	13	0.2%	0.3%
MONTHS.....	6	31	0.5%	0.6%
MONTHS.....	7	28	0.4%	0.5%
MONTHS.....	8	1675	26.9%	27.9%
MONTHS.....	9	4135	66.3%	69.5%
MONTHS.....	10	18	0.3%	0.3%
MONTHS.....	11	9	0.1%	0.2%
MONTHS.....	12	9	0.1%	0.2%
RESERVED CODES:				
INAPPLICABLE.....	-1	138	2.2%	(MISS)
REFUSED.....	-7	5	0.1%	(MISS)
DK.....	-8	134	2.1%	(MISS)
TOTALS:		6237	100.0%	100.0%

KINDY = E3 YEAR THAT CHILD STARTED KINDERGARTEN

E3. In what month and year did (CHILD) start kindergarten?

POSITION: 70-71
FORMAT: N2

RESPONSE	CODES	FREQ	UNWGTD PERCENT	WGTD PERCENT
YEAR CHILD STARTED KINDERGARTEN.....	84	9	0.1%	0.1%
YEAR CHILD STARTED KINDERGARTEN.....	85	41	0.7%	0.7%
YEAR CHILD STARTED KINDERGARTEN.....	86	194	3.1%	3.3%
YEAR CHILD STARTED KINDERGARTEN.....	87	1312	21.0%	21.7%
YEAR CHILD STARTED KINDERGARTEN.....	88	1813	29.1%	30.6%
YEAR CHILD STARTED KINDERGARTEN.....	89	2430	39.0%	40.6%
YEAR CHILD STARTED KINDERGARTEN.....	90	163	2.6%	3.0%
RESERVED CODES:				
INAPPLICABLE.....	-1	138	2.2%	(MISS)
REFUSED.....	-7	4	0.1%	(MISS)
DK.....	-8	133	2.1%	(MISS)
TOTALS:		6237	100.0%	100.0%

KINDYRS = E4 # YEARS CHILD ATTENDED KINDERGARTEN

E4. Did (CHILD) attend kindergarten for one year or two years?

POSITION: 72-73
FORMAT: N2

RESPONSE	CODES	FREQ	UNWGTD PERCENT	WGTD PERCENT
ONE.....	1	5779	92.7%	94.6%
TWO (OR MORE).....	2	306	4.9%	5.4%
RESERVED CODES:				
INAPPLICABLE.....	-1	138	2.2%	(MISS)
DK.....	-8	14	0.2%	(MISS)
TOTALS:		6237	100.0%	100.0%

KINDFULL = E5 FULL-OR PART-DAY KINDERGARTEN

E5. Did (CHILD) go to a full-day or part-day kindergarten?

POSITION: 74-75
FORMAT: N2

RESPONSE	CODES	FREQ	UNWGTD PERCENT	WGTD PERCENT
FULL-DAY.....	1	2455	39.4%	40.3%
PART-DAY.....	2	3615	58.0%	59.7%
RESERVED CODES:				
INAPPLICABLE.....	-1	138	2.2%	(MISS)
DK.....	-8	29	0.5%	(MISS)
TOTALS:		6237	100.0%	100.0%

ENROLLED = E6 ENROLLED CHILD IN KIND WHEN OF AGE

E6. Most school districts have guidelines about when a child can start school based on his or her birth date. Did you enroll (CHILD) in kindergarten when (he/she) was old enough based on (his/her) birth date, or did you wait until (he/she) was older?

POSITION: 76-77
FORMAT: N2

RESPONSE	CODES	FREQ	UNWGTD PERCENT	WGTD PERCENT
WHEN ELIGIBLE.....	1	5764	92.4%	95.1%
WAITED.....	2	300	4.8%	4.9%
RESERVED CODES:				
INAPPLICABLE.....	-1	138	2.2%	(MISS)
DK.....	-8	35	0.6%	(MISS)
TOTALS:		6237	100.0%	100.0%

WAITMAT = E7 NOT MATURE ENOUGH FOR K

E7. Why did you wait before enrolling (CHILD) in kindergarten?

POSITION: 78-79
FORMAT: N2

RESPONSE	CODES	FREQ	UNWGTD PERCENT	WGTD PERCENT
YES.....	1	177	2.8%	55.2%
NO.....	2	120	1.9%	44.8%
RESERVED CODES:				
INAPPLICABLE.....	-1	5937	95.2%	(MISS)
DK.....	-8	3	0.0%	(MISS)
TOTALS:		6237	100.0%	100.0%

WAITSPAN = E7 DIDN'T HAVE ATTENTION SPAN FOR K

E7. Why did you wait before enrolling (CHILD) in kindergarten?

POSITION: 80-81
FORMAT: N2

RESPONSE	CODES	FREQ	UNWGTD PERCENT	WGTD PERCENT
YES.....	1	25	0.4%	9.1%
NO.....	2	272	4.4%	90.9%
RESERVED CODES:				
INAPPLICABLE.....	-1	5937	95.2%	(MISS)
DK.....	-8	3	0.0%	(MISS)
TOTALS:		6237	100.0%	100.0%

WAITBETR = E7 BETTER IF CHILD OLDER BEFORE START K

E7. Why did you wait before enrolling (CHILD) in kindergarten?

POSITION: 82-83
FORMAT: N2

RESPONSE	CODES	FREQ	UNWGTD PERCENT	WGTD PERCENT
YES.....	1	75	1.2%	25.3%
NO.....	2	222	3.6%	74.7%
RESERVED CODES:				
INAPPLICABLE.....	-1	5937	95.2%	(MISS)
DK.....	-8	3	0.0%	(MISS)
TOTALS:		6237	100.0%	100.0%

WAITGRUP = E7 NOT READY TO BE WITH FORMAL GROUP IN

E7. Why did you wait before enrolling (CHILD) in kindergarten?

POSITION: 84-85
FORMAT: N2

RESPONSE	CODES	FREQ	UNWGTD PERCENT	WGTD PERCENT
YES.....	1	20	0.3%	5.6%
NO.....	2	277	4.4%	94.4%
RESERVED CODES:				
INAPPLICABLE.....	-1	5937	95.2%	(MISS)
DK.....	-8	3	0.0%	(MISS)
TOTALS:		6237	100.0%	100.0%

WAITFULL = E7 FULL-DAY K NOT AVAILABLE

E7. Why did you wait before enrolling (CHILD) in kindergarten?

POSITION: 86-87
FORMAT: N2

RESPONSE	CODES	FREQ	UNWGTD PERCENT	WGTD PERCENT
YES.....	1	4	0.1%	1.7%
NO.....	2	293	4.7%	98.3%
RESERVED CODES:				
INAPPLICABLE.....	-1	5937	95.2%	(MISS)
DK.....	-8	3	0.0%	(MISS)
TOTALS:		6237	100.0%	100.0%

WAITPART = E7 PART-DAY K NOT AVAILABLE

E7. Why did you wait before enrolling (CHILD) in kindergarten?

POSITION: 88-89
FORMAT: N2

RESPONSE	CODES	FREQ	UNWGTD PERCENT	WGTD PERCENT
NO.....	2	297	4.8%	100.0%
RESERVED CODES:				
INAPPLICABLE.....	-1	5937	95.2%	(MISS)
DK.....	-8	3	0.0%	(MISS)
TOTALS:		6237	100.0%	100.0%

WAITSCHL = E7 SCHOOL WANTED NOT AVAILABLE

E7. Why did you wait before enrolling (CHILD) in kindergarten?

POSITION: 90-91
FORMAT: N2

RESPONSE	CODES	FREQ	UNWGTD PERCENT	WGTD PERCENT
YES.....	1	10	0.2%	3.3%
NO.....	2	287	4.6%	96.7%
RESERVED CODES:				
INAPPLICABLE.....	-1	5937	95.2%	(MISS)
DK.....	-8	3	0.0%	(MISS)
TOTALS:		6237	100.0%	100.0%

WAITMOVE = E7 WAITED DUE TO FAMILY MOVING

E7. Why did you wait before enrolling (CHILD) in kindergarten?

POSITION: 92-93
FORMAT: N2

RESPONSE	CODES	FREQ	UNWGTD PERCENT	WGTD PERCENT
YES.....	1	10	0.2%	3.7%
NO.....	2	287	4.6%	96.3%
RESERVED CODES:				
INAPPLICABLE.....	-1	5937	95.2%	(MISS)
DK.....	-8	3	0.0%	(MISS)
TOTALS:		6237	100.0%	100.0%

WAITPROB = E7 CHILD HAS SPECIAL NEEDS OR PROBLEMS

E7. Why did you wait before enrolling (CHILD) in kindergarten?

POSITION: 94-95
FORMAT: N2

RESPONSE	CODES	FREQ	UNWGTD PERCENT	WGTD PERCENT
YES.....	1	27	0.4%	9.3%
NO.....	2	270	4.3%	90.7%
RESERVED CODES:				
INAPPLICABLE.....	-1	5937	95.2%	(MISS)
DK.....	-8	3	0.0%	(MISS)
TOTALS:		6237	100.0%	100.0%

WAITPROG = E7 TOO ACADEMIC FOR CHILD

E7. Why did you wait before enrolling (CHILD) in kindergarten?

POSITION: 98-99
FORMAT: N2

RESPONSE	CODES	FREQ	UNWGTD PERCENT	WGTD PERCENT
YES.....	1	4	0.1%	1.3%
NO.....	2	293	4.7%	98.7%
RESERVED CODES:				
INAPPLICABLE.....	-1	5937	95.2%	(MISS)
DK.....	-8	3	0.0%	(MISS)
TOTALS:		6237	100.0%	100.0%

WAITHOME = E7 CHILD SHOULD BE HOME WITH FAMILY

E7. Why did you wait before enrolling (CHILD) in kindergarten?

POSITION: 96-97
FORMAT: N2

RESPONSE	CODES	FREQ	UNWGTD PERCENT	WGTD PERCENT
YES.....	1	20	0.3%	7.5%
NO.....	2	277	4.4%	92.5%
RESERVED CODES:				
INAPPLICABLE.....	-1	5937	95.2%	(MISS)
DK.....	-8	3	0.0%	(MISS)
TOTALS:		6237	100.0%	100.0%

WAITELSE = E7 ALREADY ENROLLED IN SOMETHING ELSE

E7. Why did you wait before enrolling (CHILD) in kindergarten?

POSITION: 100-101
FORMAT: N2

RESPONSE	CODES	FREQ	UNWGTD PERCENT	WGTD PERCENT
YES.....	1	11	0.2%	3.5%
NO.....	2	286	4.6%	96.5%
RESERVED CODES:				
INAPPLICABLE.....	-1	5937	95.2%	(MISS)
DK.....	-8	3	0.0%	(MISS)
TOTALS:		6237	100.0%	100.0%

WAITOTHR = E7 OTHER REASON TO DELAY K

E7. Why did you wait before enrolling (CHILD) in kindergarten?

RESPONSE	POSITION: 102-103 FORMAT: N2	UNWGTD PERCENT	WGTD PERCENT	CODES	FREQ	UNWGTD PERCENT	WGTD PERCENT
YES.....		0.4%	10.3%	1	24	0.4%	10.3%
NO.....		4.4%	89.7%	2	273	4.4%	89.7%
RESERVED CODES:							
INAPPLICABLE.....		95.2%	(MISS)	-1	5937	95.2%	(MISS)
DK.....		0.0%	(MISS)	-8	3	0.0%	(MISS)
TOTALS:		100.0%	100.0%		6237	100.0%	100.0%

CHNGYES = E8 HAS CHILD CHANGED SCHOOL SINCE KINDER

E8. Since (he/she) started kindergarten, has (CHILD) changed schools?

RESPONSE	POSITION: 104-105 FORMAT: N2	UNWGTD PERCENT	WGTD PERCENT	CODES	FREQ	UNWGTD PERCENT	WGTD PERCENT
YES.....		36.6%	39.0%	1	2280	36.6%	39.0%
NO.....		61.2%	61.0%	2	3817	61.2%	61.0%
RESERVED CODES:							
INAPPLICABLE.....		2.2%	(MISS)	-1	138	2.2%	(MISS)
DK.....		0.0%	(MISS)	-8	2	0.0%	(MISS)
TOTALS:		100.0%	100.0%		6237	100.0%	100.0%

CHNGSCHL = E9 HOW MANY TIMES CHILD HAS CHANGES SCH

E9A. Has (he/she) changed schools once or more than once?

RESPONSE	POSITION: 106-107 FORMAT: N2	UNWGTD PERCENT	WGTD PERCENT	CODES	FREQ	UNWGTD PERCENT	WGTD PERCENT
ONCE.....		26.7%	71.8%	1	1665	26.7%	71.8%
MORE THAN ONCE.....		9.8%	28.2%	2	614	9.8%	28.2%
RESERVED CODES:							
INAPPLICABLE.....		63.4%	(MISS)	-1	3957	63.4%	(MISS)
DK.....		0.0%	(MISS)	-8	1	0.0%	(MISS)
TOTALS:		100.0%	100.0%		6237	100.0%	100.0%

TESTFRST = E9 TESTED FOR READINESS FOR 1ST GRADE

E9. When (CHILD) was in kindergarten, was (he/she) given any kind of test to help decide if (he/she) was ready to start first grade?

RESPONSE	POSITION: 108-109 FORMAT: N2	UNWGTD PERCENT	WGTD PERCENT	CODES	FREQ	UNWGTD PERCENT	WGTD PERCENT
YES.....		60.9%	68.8%	1	3796	60.9%	68.8%
NO.....		27.4%	31.2%	2	1706	27.4%	31.2%
RESERVED CODES:							
INAPPLICABLE.....		2.2%	(MISS)	-1	138	2.2%	(MISS)
REFUSED.....		0.2%	(MISS)	-7	12	0.2%	(MISS)
DK.....		9.4%	(MISS)	-8	585	9.4%	(MISS)
TOTALS:		100.0%	100.0%		6237	100.0%	100.0%

WHYKIND = E10 WHY DECIDED NO KINDERGARTEN

E10. What was the main reason you decided not to have (CHILD) attend kindergarten?

POSITION: 110-111
FORMAT: N2

RESPONSE	CODES	FREQ	UNWGTD PERCENT	WGTD PERCENT
FULL-DAY NOT AVAILABLE.....	1	5	0.1%	3.1%
SCHOOL R WANTS NOT AVAILABLE.....	2	3	0.0%	2.3%
DON'T THINK K IS NECESSARY.....	3	10	0.2%	7.0%
CHILD IS IN AN ALTERNATIVE PROGRAM.....	4	11	0.2%	8.6%
PREFER TO EDUCATE CHILD AT HOME.....	5	33	0.5%	27.6%
CHILD HAS SPECIAL NEEDS/PROBLEMS.....	6	21	0.3%	17.0%
OTHER.....	91	42	0.7%	34.4%
RESERVED CODES:				
INAPPLICABLE.....	-1	6110	98.0%	(MISS)
REFUSED.....	-7	1	0.0%	(MISS)
DK.....	-8	1	0.0%	(MISS)
TOTALS:		6237	100.0%	100.0%

FIRSTNM = E10A MONTH THAT CHILD STARTED FIRST GRAD

E10A. In what year and month did (CHILD) start first grade?

POSITION: 112-113
FORMAT: N2

RESPONSE	CODES	FREQ	UNWGTD PERCENT	WGTD PERCENT
MONTHS.....	1	5	0.1%	0.1%
MONTHS.....	2	7	0.1%	0.1%
MONTHS.....	3	3	0.0%	0.1%
MONTHS.....	4	4	0.1%	0.1%
MONTHS.....	5	6	0.1%	0.4%
MONTHS.....	6	21	0.3%	0.5%
MONTHS.....	7	34	0.5%	30.0%
MONTHS.....	8	1858	29.8%	68.3%
MONTHS.....	9	4140	66.4%	0.1%
MONTHS.....	10	6	0.1%	0.1%
MONTHS.....	11	3	0.0%	0.1%
MONTHS.....	12	3	0.0%	0.1%
RESERVED CODES:				
INAPPLICABLE.....	-1	72	1.2%	(MISS)
REFUSED.....	-7	3	0.0%	(MISS)
DK.....	-8	70	1.1%	(MISS)
NOT ASCERTAINED.....	-9	2	0.0%	(MISS)
TOTALS:		6237	100.0%	100.0%

FIRSTYY = E10A YEAR THAT CHILD STARTED FIRST GRADE

E10A. In what year and month did (CHILD) start first grade?

POSITION: 114-115
FORMAT: N2

RESPONSE	CODES	FREQ	UNWGTD PERCENT	WGTD PERCENT
YEAR STARTED FIRST GRADE.....	85	6	0.1%	0.1%
YEAR STARTED FIRST GRADE.....	86	27	0.4%	0.5%
YEAR STARTED FIRST GRADE.....	87	163	2.6%	2.6%
YEAR STARTED FIRST GRADE.....	88	1253	20.1%	20.1%
YEAR STARTED FIRST GRADE.....	89	2041	32.7%	33.6%
YEAR STARTED FIRST GRADE.....	90	2587	41.5%	42.8%
YEAR STARTED FIRST GRADE.....	91	14	0.2%	0.3%
RESERVED CODES:				
INAPPLICABLE.....	-1	72	1.2%	(MISS)
REFUSED.....	-7	4	0.1%	(MISS)
DK.....	-8	70	1.1%	(MISS)
TOTALS:		6237	100.0%	100.0%

CHNGYES2 = E10B HAS CHILD CHANGED SCHOOL SINCE 1ST

E10B. Since (he/she) started first grade, has (CHILD) changed schools?

POSITION: 116-117
FORMAT: N2

RESPONSE	CODES	FREQ	UNWGTD PERCENT	WGTD PERCENT
YES.....	1	34	0.5%	34.4%
NO.....	2	69	1.1%	65.6%
RESERVED CODES:				
INAPPLICABLE.....	-1	6132	98.3% (MISS)	
DK.....	-8	2	0.0% (MISS)	
TOTALS:		6237	100.0%	100.0%

CHNGSCH2 = E10C HOW MANY TIMES HAS CHILD CHANGES SC

E10C. Has (he/she) changed schools once or more than once?

POSITION: 118-119
FORMAT: N2

RESPONSE	CODES	FREQ	UNWGTD PERCENT	WGTD PERCENT
ONCE.....	1	18	0.3%	50.6%
MORE THAN ONCE.....	2	16	0.3%	49.4%
RESERVED CODES:				
INAPPLICABLE.....	-1	6203	99.5% (MISS)	
TOTALS:		6237	100.0%	100.0%

REPTSUGG = E11 SCHOOL SUGGESTED CHILD REPEAT GRADE

E11. Has (CHILD'S) school ever suggested that (he/she) repeat a grade?

POSITION: 120-121
FORMAT: N2

RESPONSE	CODES	FREQ	UNWGTD PERCENT	WGTD PERCENT
YES.....	1	658	10.5%	11.7%
NO.....	2	5503	88.2%	88.3%
RESERVED CODES:				
INAPPLICABLE.....	-1	72	1.2% (MISS)	
DK.....	-8	4	0.1% (MISS)	
TOTALS:		6237	100.0%	100.0%

REPTVEER = E12 HAS CHILD EVER REPEATED SINCE KIND

E12. Since (CHILD) started first grade, has (he/she) repeated or spent more than 1 year in any grade?

POSITION: 122-123
FORMAT: N2

RESPONSE	CODES	FREQ	UNWGTD PERCENT	WGTD PERCENT
YES.....	1	302	4.8%	5.6%
NO.....	2	5861	94.0%	94.4%
RESERVED CODES:				
INAPPLICABLE.....	-1	72	1.2% (MISS)	
DK.....	-8	2	0.0% (MISS)	
TOTALS:		6237	100.0%	100.0%

REPT1ST = E13 DID CHILD REPEAT FIRST GRADE

E13. What grade or grades did (CHILD) repeat? [CODE ALL THAT APPLY]

POSITION: 124-125
FORMAT: N2

RESPONSE	CODES	FREQ	UNWGTD PERCENT	WGTD PERCENT
YES.....	1	233	3.7%	78.9%
NO.....	2	62	1.0%	21.1%
RESERVED CODES:				
INAPPLICABLE.....	-1	5935	95.2% (MISS)	
DK.....	-8	7	0.1% (MISS)	
TOTALS:		6237	100.0%	100.0%

REPT2ND = E13 DID CHILD REPEAT 2ND GRADE

E13. What grade or grades did (CHILD) repeat? [CODE ALL THAT APPLY]

POSITION: 126-127
FORMAT: N2

RESPONSE	UNWGTD PERCENT	WGTD PERCENT	CODES	FREQ
YES	0.9%	20.0%	1	58
NO	3.8%	80.0%	2	237
RESERVED CODES:				
INAPPLICABLE	95.2%	(MISS)	-1	5935
DK	0.1%	(MISS)	-8	7
TOTALS:	100.0%	100.0%		6237

REPT3RD = E13 DID CHILD REPEAT 3RD GRADE

E13. What grade or grades did (CHILD) repeat? [CODE ALL THAT APPLY]

POSITION: 128-129
FORMAT: N2

RESPONSE	UNWGTD PERCENT	WGTD PERCENT	CODES	FREQ
YES	0.1%	2.0%	1	7
NO	4.6%	98.0%	2	288
RESERVED CODES:				
INAPPLICABLE	95.2%	(MISS)	-1	5935
DK	0.1%	(MISS)	-8	7
TOTALS:	100.0%	100.0%		6237

REPTWHO1 = E14 WHO SUGGESTED CHILD REPEAT GR REC# 1

E14. (First, I'd like to ask you about (CHILD) spending two years in kindergarten./I'd like to ask you a few questions about the grades (CHILD) repeated.) Who first suggested that (CHILD) should repeat (GRADE)?

POSITION: 130-131
FORMAT: N2

RESPONSE	UNWGTD PERCENT	WGTD PERCENT	CODES	FREQ
NA/MISSING	90.7%	(MISS)	1	5654
YOU AND/OR YOUR SPOUSE/PARTNER	2.1%	22.6%	2	131
CHILD'S TEACHER	5.5%	64.0%	3	344
CHILD'S SCHOOL PRINCIPAL	0.3%	4.0%	4	18
CHILD'S GUIDANCE COUNSELOR	0.1%	0.9%	5	6
ANOTHER SCHOOL STAFF MEMBER	0.1%	0.6%	6	6
SOMEONE ELSE	0.4%	3.6%	7	23
TWO-YEAR KINDERGARTEN PROGRAM	0.5%	4.4%		30
RESERVED CODES:				
REFUSED	0.0%	(MISS)	-7	1
DK	0.4%	(MISS)	-8	22
NOT ASCERTAINED	0.0%	(MISS)	-9	2
TOTALS:	100.0%	100.0%		6237

REPTWHO2 = E14 WHO SUGGESTED CHILD REPEAT GR REC# 2

E14. (First, I'd like to ask you about (CHILD) spending two years in kindergarten./I'd like to ask you a few questions about the grades (CHILD) repeated.) Who first suggested that (CHILD) should repeat (GRADE)?

POSITION: 132-133
FORMAT: N2

RESPONSE	UNWGTD PERCENT	WGTD PERCENT	CODES	FREQ
NA/MISSING	99.7%	(MISS)	1	6216
YOU AND/OR YOUR SPOUSE/PARTNER	0.0%	7.6%	2	2
CHILD'S TEACHER	0.3%	78.9%	3	16
CHILD'S SCHOOL PRINCIPAL	0.0%	3.7%	4	1
ANOTHER SCHOOL STAFF MEMBER	0.0%	3.9%	5	1
TWO-YEAR KINDERGARTEN PROGRAM	0.0%	5.9%	7	1
TOTALS:	100.0%	100.0%		6237

REPTW03 = E14 WHO SUGGESTED CHILD REPEAT GR REC# 3

E14. (First, I'd like to ask you about (CHILD) spending two years in kindergarten./I'd like to ask you a few questions about the grades (CHILD) repeated.) Who first suggested that (CHILD) should repeat (GRADE)?

POSITION: 134-135
FORMAT: N2

RESPONSE	UNWGTD PERCENT	WGTD PERCENT
NA/MISSING.....	100.0%	(MISS)
TOTALS:	6237	100.0%

REPTAG1 = E15 DID YOU AGREE W/SUGGESTION TO REC# 1

E15. Did you agree with that suggestion?

POSITION: 136-137
FORMAT: N2

RESPONSE	UNWGTD PERCENT	WGTD PERCENT
NA/MISSING.....	90.7%	(MISS)
YES.....	5.4%	86.5%
NO.....	0.9%	13.5%
RESERVED CODES:		
INAPPLICABLE.....	-1	3.0%
DK.....	-8	0.1%
NOT ASCERTAINED.....	-9	(MISS)
TOTALS:	6237	100.0%

REPTAG2 = E15 DID YOU AGREE W/SUGGESTION TO REC# 2

E15. Did you agree with that suggestion?

POSITION: 138-139
FORMAT: N2

RESPONSE	UNWGTD PERCENT	WGTD PERCENT
NA/MISSING.....	99.7%	(MISS)
YES.....	0.2%	75.7%
NO.....	0.1%	24.3%
RESERVED CODES:		
INAPPLICABLE.....	-1	0.0%
DK.....	3	(MISS)
NOT ASCERTAINED.....	6237	100.0%
TOTALS:	6237	100.0%

REPTAG3 = E15 DID YOU AGREE W/SUGGESTION TO REC# 3

E15. Did you agree with that suggestion?

POSITION: 140-141
FORMAT: N2

RESPONSE	UNWGTD PERCENT	WGTD PERCENT
NA/MISSING.....	100.0%	(MISS)
TOTALS:	6237	100.0%

REPTGRA1 = E16 REPEATED - POOR GRADES/TROUBL REC# 1

E16. Why did (CHILD) repeat (GRADE)?

POSITION: 142-143
FORMAT: N2

RESPONSE	UNWGTD PERCENT	WGTD PERCENT
NA/MISSING.....	90.7%	(MISS)
YES.....	3.7%	43.9%
NO.....	5.3%	56.1%
RESERVED CODES:		
REFUSED.....	-7	0.0%
DK.....	20	0.3%
NOT ASCERTAINED.....	-9	(MISS)
TOTALS:	6237	100.0%

REPTGRA2 = E16 REPEATED - POOR GRADES/TROUBL REC# 2

E16. Why did (CHILD) repeat (GRADE)?

POSITION: 144-145
FORMAT: N2

RESPONSE	CODES	FREQ	UNWGTD PERCENT	WGTD PERCENT
NA/MISSING.....	1	6216	99.7%	(MISS) 60.1%
YES.....	13	13	0.2%	60.1%
NO.....	2	8	0.1%	39.9%
TOTALS:		6237	100.0%	100.0%

REPTGRA3 = E16 REPEATED - POOR GRADES/TROUBL REC# 3

E16. Why did (CHILD) repeat (GRADE)?

POSITION: 146-147
FORMAT: N2

RESPONSE	CODES	FREQ	UNWGTD PERCENT	WGTD PERCENT
NA/MISSING.....		6237	100.0%	(MISS) 0.0%
TOTALS:		6237	100.0%	0.0%

REPTMAT1 = E16 REPEATED - NOT MATURE ENOUGH REC# 1

E16. Why did (CHILD) repeat (GRADE)?

POSITION: 148-149
FORMAT: N2

RESPONSE	CODES	FREQ	UNWGTD PERCENT	WGTD PERCENT
NA/MISSING.....	1	5654	90.7%	(MISS) 44.4%
YES.....	247	247	4.0%	44.4%
NO.....	2	312	5.0%	55.6%
RESERVED CODES:				
REFUSED.....	-7	2	0.0%	(MISS) 0.0%
DK.....	-8	20	0.3%	(MISS) 0.3%
NOT ASCERTAINED.....	-9	2	0.0%	(MISS) 0.0%
TOTALS:		6237	100.0%	100.0%

REPTMAT2 = E16 REPEATED - NOT MATURE ENOUGH REC# 2

E16. Why did (CHILD) repeat (GRADE)?

POSITION: 150-151
FORMAT: N2

RESPONSE	CODES	FREQ	UNWGTD PERCENT	WGTD PERCENT
NA/MISSING.....	1	6216	99.7%	(MISS) 11.6%
YES.....	3	3	0.0%	11.6%
NO.....	2	18	0.3%	88.4%
TOTALS:		6237	100.0%	100.0%

REPTMAT3 = E16 REPEATED - NOT MATURE ENOUGH REC# 3

E16. Why did (CHILD) repeat (GRADE)?

POSITION: 152-153
FORMAT: N2

RESPONSE	CODES	FREQ	UNWGTD PERCENT	WGTD PERCENT
NA/MISSING.....		6237	100.0%	(MISS) 0.0%
TOTALS:		6237	100.0%	0.0%

REPTBEH1 = E16 REPEATED - COULDN'T BEHAVE REC# 1

E16. Why did (CHILD) repeat (GRADE)?

POSITION: 154-155
FORMAT: N2

RESPONSE	CODES	FREQ	UNWGTD PERCENT	WGTD PERCENT
NA/MISSING.....	1	5654	90.7%	(MISS) 6.7%
YES.....	36	36	0.6%	6.7%
NO.....	2	523	8.4%	93.3%
RESERVED CODES:				
REFUSED.....	-7	2	0.0%	(MISS) 0.0%
DK.....	-8	20	0.3%	(MISS) 0.3%
NOT ASCERTAINED.....	-9	2	0.0%	(MISS) 0.0%
TOTALS:		6237	100.0%	100.0%

REPTBEH2 = E16 REPEATED - COULDN'T BEHAVE REC# 2

E16. Why did (CHILD) repeat (GRADE)?

POSITION: 156-157
FORMAT: N2

RESPONSE	CODES	FREQ	UNWGTD PERCENT	WGTD PERCENT
NA/MISSING.....	1	6216	99.7%	(MISS) 3.9%
YES.....	2	1	0.0%	96.1%
NO.....		20	0.3%	
TOTALS:		6237	100.0%	100.0%

REPTBEH3 = E16 REPEATED - COULDN'T BEHAVE REC# 3

E16. Why did (CHILD) repeat (GRADE)?

POSITION: 158-159
FORMAT: N2

RESPONSE	CODES	FREQ	UNWGTD PERCENT	WGTD PERCENT
NA/MISSING.....		6237	100.0%	(MISS) 0.0%
TOTALS:		6237	100.0%	0.0%

REPTMOV1 = E16 REPEATED - MOVED DURING SCHOOL REC# 1

E16. Why did (CHILD) repeat (GRADE)?

POSITION: 160-161
FORMAT: N2

RESPONSE	CODES	FREQ	UNWGTD PERCENT	WGTD PERCENT
NA/MISSING.....	1	5654	90.7%	(MISS) 5.0%
YES.....	2	32	0.5%	95.0%
NO.....		527	8.4%	
RESERVED CODES:				
REFUSED.....	-7	2	0.0%	(MISS) 0.0%
DK.....	-8	20	0.3%	(MISS) 0.0%
NOT ASCERTAINED.....	-9	2	0.0%	(MISS) 0.0%
TOTALS:		6237	100.0%	100.0%

REPTMOV2 = E16 REPEATED - MOVED DURING SCHOOL REC# 2

E16. Why did (CHILD) repeat (GRADE)?

POSITION: 162-163
FORMAT: N2

RESPONSE	CODES	FREQ	UNWGTD PERCENT	WGTD PERCENT
NA/MISSING.....	2	6216	99.7%	(MISS) 0.3%
YES.....		21	0.3%	100.0%
NO.....				
TOTALS:		6237	100.0%	100.0%

REPTMOV3 = E16 REPEATED - MOVED DURING SCHOOL REC# 3

E16. Why did (CHILD) repeat (GRADE)?

POSITION: 164-165
FORMAT: N2

RESPONSE	CODES	FREQ	UNWGTD PERCENT	WGTD PERCENT
NA/MISSING.....		6237	100.0%	(MISS) 0.0%
TOTALS:		6237	100.0%	0.0%

REPTSIC1 = E16 REPEATED - MISSED SCHOOL, SIC REC# 1

E16. Why did (CHILD) repeat (GRADE)?

POSITION: 166-167
FORMAT: N2

RESPONSE	CODES	FREQ	UNWGTD PERCENT	WGTD PERCENT
NA/MISSING.....	1	5654	90.7%	(MISS) 3.4%
YES.....	2	19	0.3%	96.6%
NO.....		540	8.7%	
RESERVED CODES:				
REFUSED.....	-7	2	0.0%	(MISS) 0.0%
DK.....	-8	20	0.3%	(MISS) 0.0%
NOT ASCERTAINED.....	-9	2	0.0%	(MISS) 0.0%
TOTALS:		6237	100.0%	100.0%

REPTSIC2 = E16 REPEATED - MISSED SCHOOL, SIC REC# 2

E16. Why did (CHILD) repeat (GRADE)?

POSITION: 168-169
FORMAT: N2

RESPONSE	CODES	FREQ	UNWGTD PERCENT	WGTD PERCENT
NA/MISSING.....	2	6216	99.7% (MISS)	100.0%
YES.....		21	0.3%	100.0%
NO.....				
TOTALS:		6237	100.0%	100.0%

REPTSIC3 = E16 REPEATED - MISSED SCHOOL, SIC REC# 3

E16. Why did (CHILD) repeat (GRADE)?

POSITION: 170-171
FORMAT: N2

RESPONSE	CODES	FREQ	UNWGTD PERCENT	WGTD PERCENT
NA/MISSING.....		6237	100.0% (MISS)	0.0%
TOTALS:		6237	100.0%	0.0%

REPTES1 = E16 REPEATED-POORLY ON PLACEMENT REC# 1

E16. Why did (CHILD) repeat (GRADE)?

POSITION: 172-173
FORMAT: N2

RESPONSE	CODES	FREQ	UNWGTD PERCENT	WGTD PERCENT
NA/MISSING.....	1	5654	90.7% (MISS)	6.2%
YES.....	2	35	0.6%	6.2%
NO.....		524	8.4%	93.8%
RESERVED CODES:				
REFUSED.....	-7	2	0.0%	(MISS)
DK.....	-8	20	0.3%	(MISS)
NOT ASCERTAINED.....	-9	2	0.0%	(MISS)
TOTALS:		6237	100.0%	100.0%

REPTES2 = E16 REPEATED-POORLY ON PLACEMENT REC# 2

E16. Why did (CHILD) repeat (GRADE)?

POSITION: 174-175
FORMAT: N2

RESPONSE	CODES	FREQ	UNWGTD PERCENT	WGTD PERCENT
NA/MISSING.....	1	6216	99.7% (MISS)	11.2%
YES.....	2	3	0.0%	11.2%
NO.....		18	0.3%	88.8%
TOTALS:		6237	100.0%	100.0%

REPTES3 = E16 REPEATED-POORLY ON PLACEMENT REC# 3

E16. Why did (CHILD) repeat (GRADE)?

POSITION: 176-177
FORMAT: N2

RESPONSE	CODES	FREQ	UNWGTD PERCENT	WGTD PERCENT
NA/MISSING.....		6237	100.0% (MISS)	0.0%
TOTALS:		6237	100.0%	0.0%

REPTOTH1 = E16 REPEATED - OTHER REC# 1

E16. Why did (CHILD) repeat (GRADE)?

POSITION: 170-179
FORMAT: N2

RESPONSE	CODES	FREQ	UNWGTD PERCENT	WGTD PERCENT
NA/MISSING.....	1	5654	90.7% (MISS)	1.7%
YES.....	2	104	1.7%	83.3%
NO.....		455	7.3%	
RESERVED CODES:				
REFUSED.....	-7	2	0.0%	(MISS)
DK.....	-8	20	0.3%	(MISS)
NOT ASCERTAINED.....	-9	2	0.0%	(MISS)
TOTALS:		6237	100.0%	100.0%

SCHLCHUR = E17A CURRENT SCHOOL - CHURCH-RELATED

E17A. Is that private school church-related or not church-related?

POSITION: 186-187
FORMAT: N2

RESPONSE	CODES	FREQ	UNWGTD PERCENT	WGTD PERCENT
CHURCH-RELATED.....	1	621	10.0%	82.2%
NOT CHURCH-RELATED.....	2	142	2.3%	17.8%
RESERVED CODES:				
INAPPLICABLE.....	-1	5473	87.8%	(MISS)
DK.....	-8	1	0.0%	(MISS)
TOTALS:		6237	100.0%	100.0%

TALKCHLD = E18 HOW OFTEN TALK W/CHILD ABOUT SCHOOL

E18. Parents differ in how much they talk to their children about what they do in school. How often do you (or (CHILD'S) (OTHER PARENT)) talk with (him/her) about (his/her) experiences in school?

POSITION: 188-189
FORMAT: N2

RESPONSE	CODES	FREQ	UNWGTD PERCENT	WGTD PERCENT
NOT AT ALL.....	1	10	0.2%	0.1%
RARELY.....	2	19	0.3%	0.4%
OCCASIONALLY.....	3	212	3.4%	3.8%
REGULARLY.....	4	5955	95.5%	95.6%
RESERVED CODES:				
INAPPLICABLE.....	-1	38	0.6%	(MISS)
REFUSED.....	-7	1	0.0%	(MISS)
DK.....	-8	2	0.0%	(MISS)
TOTALS:		6237	100.0%	100.0%

REC# 2

REPTOTH2 = E16 REPEATED - OTHER

E16. Why did (CHILD) repeat (GRADE)?

POSITION: 180-181
FORMAT: N2

RESPONSE	CODES	FREQ	UNWGTD PERCENT	WGTD PERCENT
NA/MISSING.....	1	6216	99.7%	(MISS)
YES.....	5	5	0.1%	24.8%
NO.....	2	16	0.3%	75.2%
TOTALS:		6237	100.0%	100.0%

REC# 3

REPTOTH3 = E16 REPEATED - OTHER

E16. Why did (CHILD) repeat (GRADE)?

POSITION: 182-183
FORMAT: N2

RESPONSE	CODES	FREQ	UNWGTD PERCENT	WGTD PERCENT
NA/MISSING.....		6237	100.0%	(MISS)
TOTALS:		6237	100.0%	0.0%

SCHLPUBL = E17 CURRENT SCHOOL - PUBLIC/PRIVATE

E17. Does (CHILD) go to a public or private school?

POSITION: 184-185
FORMAT: N2

RESPONSE	CODES	FREQ	UNWGTD PERCENT	WGTD PERCENT
PUBLIC.....	1	5433	87.1%	89.4%
PRIVATE.....	2	764	12.2%	10.6%
RESERVED CODES:				
INAPPLICABLE.....	-1	38	0.6%	(MISS)
DK.....	-8	2	0.0%	(MISS)
TOTALS:		6237	100.0%	100.0%

BEHAVIOR = E19 TEACHER CONTACTED-BEHAVIOR PROBLEMS

E19. Has (CHILD/S) teacher or school contacted you for (OTHER PARENT/GUARDIAN) about any behavior problems (he/she) is having in school?

POSITION: 190-191
FORMAT: N2

RESPONSE	CODES	FREQ	UNWGTD PERCENT	WGTD PERCENT
YES.....	1	1414	22.7%	23.2%
NO.....	2	4782	76.7%	76.8%
RESERVED CODES:				
INAPPLICABLE.....	-1	38	0.6%	(MISS)
REFUSED.....	-7	1	0.0%	(MISS)
DK.....	-8	2	0.0%	(MISS)
TOTALS:		6237	100.0%	100.0%

SCHLWORK = E20 TEACHR CONTACTED-PROBS W/SCHOOL WORK

E20. Has (his/her) teacher or school contacted you for (CHILD/S) (OTHER PARENT/GUARDIAN) about any problems (he/she) is having with schoolwork?

POSITION: 192-193
FORMAT: N2

RESPONSE	CODES	FREQ	UNWGTD PERCENT	WGTD PERCENT
YES.....	1	1515	24.3%	25.2%
NO.....	2	4680	75.0%	74.8%
RESERVED CODES:				
INAPPLICABLE.....	-1	38	0.6%	(MISS)
REFUSED.....	-7	1	0.0%	(MISS)
DK.....	-8	3	0.0%	(MISS)
TOTALS:		6237	100.0%	100.0%

CONCERNS = E21 CONTACTED TEACHER-CONCERNS AB STATUS

E21. Have you for (CHILD/S) (OTHER PARENT/GUARDIAN) contacted (his/her) teacher or school about any concerns you have about how (he/she) is doing in school?

POSITION: 194-195
FORMAT: N2

RESPONSE	CODES	FREQ	UNWGTD PERCENT	WGTD PERCENT
YES.....	1	3485	55.9%	56.1%
NO.....	2	2711	43.5%	43.9%
RESERVED CODES:				
INAPPLICABLE.....	-1	38	0.6%	(MISS)
REFUSED.....	-7	1	0.0%	(MISS)
DK.....	-8	2	0.0%	(MISS)
TOTALS:		6237	100.0%	100.0%

AVAILABL = E22 TEACHER AVAILABLE TO TALK

E22. Do you feel that (CHILD/S) teacher is usually available and willing to talk with you (and (OTHER PARENT/GUARDIAN)) about how (he/she) is doing in school?

POSITION: 196-197
FORMAT: N2

RESPONSE	CODES	FREQ	UNWGTD PERCENT	WGTD PERCENT
YES.....	1	6064	97.2%	97.9%
NO.....	2	116	1.9%	2.1%
RESERVED CODES:				
INAPPLICABLE.....	-1	38	0.6%	(MISS)
REFUSED.....	-7	2	0.0%	(MISS)
DK.....	-8	17	0.3%	(MISS)
TOTALS:		6237	100.0%	100.0%

METTEACH = E23 MET W/TEACHER SINCE LAST SEPTEMBER

E23. Have you [or (OTHER PARENT/GUARDIAN)] met with (CHILD'S) teacher since the beginning of this school year, that is, since last September?

POSITION: 198-199
 FORMAT: N2

RESPONSE	CODES	FREQ	UNWGTD PERCENT	WGTD PERCENT
YES.....	1	5958	95.5%	96.1%
NO.....	2	239	3.8%	3.9%
RESERVED CODES:				
INAPPLICABLE.....	-1	38	0.6%	(MISS)
REFUSED.....	-7	1	0.0%	(MISS)
DK.....	-8	1	0.0%	(MISS)
TOTALS:		6237	100.0%	100.0%

TYPMTG = E24 TYPE OF MEETINGS W/ TEACHER

E24. Were those meetings regular parent-teacher conferences and "back-to-school" nights, or were they special meetings to talk about (CHILD)?

POSITION: 200-201
 FORMAT: N2

RESPONSE	CODES	FREQ	UNWGTD PERCENT	WGTD PERCENT
REGULAR MEETING.....	1	3767	60.4%	63.6%
SPECIAL MEETING.....	2	665	10.7%	11.6%
BOTH.....	3	1503	24.1%	24.8%
RESERVED CODES:				
INAPPLICABLE.....	-1	279	4.5%	(MISS)
DK.....	-8	21	0.3%	(MISS)
NOT ASCERTAINED.....	-9	2	0.0%	(MISS)
TOTALS:		6237	100.0%	100.0%

HOMEWORK = E25 DAYS EACH WEEK CHILD HAS HOMEWORK

E25. On average, how many days each week does (CHILD) have homework?

POSITION: 202-203
 FORMAT: N2

RESPONSE	CODES	FREQ	UNWGTD PERCENT	WGTD PERCENT
NONE.....	0	659	10.6%	11.5%
ONE OR TWO.....	1	1258	20.2%	21.6%
THREE OR FOUR.....	2	2599	41.7%	40.5%
FIVE/EVERY DAY.....	3	1657	26.6%	26.4%
RESERVED CODES:				
INAPPLICABLE.....	-1	38	0.6%	(MISS)
REFUSED.....	-7	2	0.0%	(MISS)
DK.....	-8	23	0.4%	(MISS)
NOT ASCERTAINED.....	-9	1	0.0%	(MISS)
TOTALS:		6237	100.0%	100.0%

HELPHMK = E26 HOW OFTEN HELP CHILD W/ HOMEWORK

E26. How often do you [and (OTHER PARENT/GUARDIAN)] help with or check (CHILD'S) homework?

POSITION: 204-205
 FORMAT: N2

RESPONSE	CODES	FREQ	UNWGTD PERCENT	WGTD PERCENT
NOT AT ALL.....	1	28	0.4%	0.6%
RARELY.....	2	67	1.1%	1.2%
OCCASIONALLY.....	3	307	4.9%	5.8%
REGULARLY.....	4	5135	82.3%	92.5%
RESERVED CODES:				
INAPPLICABLE.....	-1	697	11.2%	(MISS)
REFUSED.....	-7	1	0.0%	(MISS)
NOT ASCERTAINED.....	-9	2	0.0%	(MISS)
TOTALS:		6237	100.0%	100.0%

GRADES = E27 CHILD'S GRADES THIS SCHOOL YEAR

E27. What kind of grades is (CHILD) getting in school this year?

POSITION: 206-207
FORMAT: N2

RESPONSE	CODES	FREQ	UNWGTD PERCENT	WGTD PERCENT
ABOVE AVERAGE.....	1	3656	58.6%	57.4%
ABOUT AVERAGE.....	2	2232	35.8%	37.9%
BELOW AVERAGE.....	3	201	3.2%	3.4%
UNGRADED.....	4	84	1.3%	1.3%
RESERVED CODES:				
INAPPLICABLE.....	-1	38	0.6%	(MISS)
REFUSED.....	-7	2	0.0%	(MISS)
DK.....	-8	24	0.4%	(MISS)
TOTALS:		6237	100.0%	100.0%

NEXTGRAD = E28 CHILD'S EXPECTED GRADE NEXT YEAR

E28. What grade or year of school do you expect (CHILD) to be in next year?

POSITION: 208-209
FORMAT: A2

RESPONSE	CODES	FREQ	UNWGTD PERCENT	WGTD PERCENT
FIRST GRADE.....	1	44	0.7%	0.8%
SECOND GRADE.....	2	2427	38.9%	39.6%
THIRD GRADE.....	3	2243	36.0%	36.7%
FOURTH GRADE.....	4	1405	22.5%	21.9%
FIFTH GRADE.....	5	34	0.5%	0.5%
UNGRADED.....	6	25	0.4%	0.4%
RESERVED CODES:				
INAPPLICABLE.....	-1	38	0.6%	(MISS)
REFUSED.....	-7	2	0.0%	(MISS)
DK.....	-8	19	0.3%	(MISS)
TOTALS:		6237	100.0%	100.0%

ERELCARE = E29A EVER RECEIVE CARE FROM OTHR RELATIV

E29A. Did (CHILD) ever receive care on a regular basis from a relative other than you (and (OTHER PARENT/ GUARDIAN))? This includes brothers and sisters, grandparents, or any other relatives.

POSITION: 210-211
FORMAT: N2

RESPONSE	CODES	FREQ	UNWGTD PERCENT	WGTD PERCENT
YES.....	1	1766	28.3%	29.4%
NO.....	2	4441	71.2%	70.6%
RESERVED CODES:				
REFUSED.....	-7	1	0.0%	(MISS)
DK.....	-8	29	0.5%	(MISS)
TOTALS:		6237	100.0%	100.0%

ERELHOME = E29B OTHER RELATIVE CARE IN CHILD'S HOME

E29B. Was that care provided in your home or in another home?

POSITION: 212-213
FORMAT: N2

RESPONSE	CODES	FREQ	UNWGTD PERCENT	WGTD PERCENT
OWN HOME.....	1	457	7.3%	26.1%
OTHER HOME.....	2	1117	17.9%	63.3%
BOTH/VARIES.....	3	190	3.0%	10.6%
RESERVED CODES:				
INAPPLICABLE.....	-1	4471	71.7%	(MISS)
DK.....	-8	2	0.0%	(MISS)
TOTALS:		6237	100.0%	100.0%

ENRELCAR = E30A EVER RECEIVE CARE FROM NONRELATIVE

E30A. Did (CHILD) ever receive care on a regular basis from someone who is not related to (him/her)? This does not include organized settings like daycare centers.

POSITION: 214-215
FORMAT: N2

RESPONSE	CODES	FREQ	UNWGTD PERCENT	WGTD PERCENT
YES	1	1721	27.6%	26.2%
NO	2	4486	71.9%	73.8%
RESERVED CODES:				
REFUSED	-7	1	0.0%	(MISS)
DK	-8	29	0.5%	(MISS)
TOTALS:		6237	100.0%	100.0%

ENRELOM = E30B NONRELATIVE CARE IN CHILD'S HOME

E30B. Was that care provided in your home or in another home?

POSITION: 216-217
FORMAT: N2

RESPONSE	CODES	FREQ	UNWGTD PERCENT	WGTD PERCENT
OWN HOME	1	271	4.3%	15.4%
OTHER HOME	2	1335	21.4%	77.7%
BOTH/VARIES	3	112	1.8%	6.8%
RESERVED CODES:				
INAPPLICABLE	-1	4516	72.4%	(MISS)
DK	-8	3	0.0%	(MISS)
TOTALS:		6237	100.0%	100.0%

DAYCARE = E31 EVER IN DAYCARE CENTER

E31. Did (CHILD) ever go to a daycare center?

POSITION: 218-219
FORMAT: N2

RESPONSE	CODES	FREQ	UNWGTD PERCENT	WGTD PERCENT
YES	1	2224	35.7%	35.6%
NO	2	3985	63.9%	64.4%
RESERVED CODES:				
REFUSED	-7	1	0.0%	(MISS)
DK	-8	27	0.4%	(MISS)
TOTALS:		6237	100.0%	100.0%

EPREK = E32 EVER ATTEND NURSERY SCHOOL/PREKIND

E32. Other than the programs we have already talked about, did (CHILD) ever go to a nursery school, prekindergarten, or Head Start program?

POSITION: 220-221
FORMAT: N2

RESPONSE	CODES	FREQ	UNWGTD PERCENT	WGTD PERCENT
YES	1	3474	55.7%	55.0%
NO	2	2731	43.8%	45.0%
RESERVED CODES:				
REFUSED	-7	1	0.0%	(MISS)
DK	-8	30	0.5%	(MISS)
NOT ASCERTAINED	-9	1	0.0%	(MISS)
TOTALS:		6237	100.0%	100.0%

EPREKHS = E33 ANY ARRANGEMENT-PRESCHOOL INSTRUCTN

E33. Did (any of) the (daycare centers) (or) (early childhood programs) (CHILD) want to have an educational program?

POSITION: 222-223
FORMAT: N2

RESPONSE	CODES	FREQ	UNWGTD PERCENT	WGTD PERCENT
YES	1	3931	63.0%	90.8%
NO	2	384	6.2%	9.2%
RESERVED CODES:				
INAPPLICABLE	-1	1864	29.9%	(MISS)
REFUSED	-7	1	0.0%	(MISS)
DK	-8	56	0.9%	(MISS)
NOT ASCERTAINED	-9	1	0.0%	(MISS)
TOTALS:		6237	100.0%	100.0%

NUMBOOKS = P20/E35 HOW MANY KIDS BOOKS CHILD HAVE

E35. About how many books does (CHILD) have of (his/her) own? (READ RESPONSES)

POSITION: 226-227
FORMAT: N2

RESPONSE	CODES	FREQ	UNWGTD PERCENT	WGTD PERCENT
NONE	1	42	0.7%	0.7%
1 OR 2 BOOKS	2	79	1.3%	1.5%
3 TO 9 BOOKS	3	492	7.9%	9.5%
10 OR MORE BOOKS	4	5617	90.1%	88.3%
RESERVED CODES:				
REFUSED	-7	1	0.0%	(MISS)
DK	-8	3	0.0%	(MISS)
NOT ASCERTAINED	-9	3	0.0%	(MISS)
TOTALS:		6237	100.0%	100.0%

EPREKHS = E34 ANY ARRANGEMENT-HEAD START PROGRAM

E34. (Were any of the programs/was the program) (CHILD) attended a Head Start Program?

POSITION: 224-225
FORMAT: N2

RESPONSE	CODES	FREQ	UNWGTD PERCENT	WGTD PERCENT
YES	1	1049	16.8%	28.5%
NO	2	3196	51.2%	71.5%
RESERVED CODES:				
INAPPLICABLE	-1	1864	29.9%	(MISS)
REFUSED	-7	2	0.0%	(MISS)
DK	-8	125	2.0%	(MISS)
NOT ASCERTAINED	-9	1	0.0%	(MISS)
TOTALS:		6237	100.0%	100.0%

READTO = P19/E36 HOW OFTEN READ TO CHILD

E36. About how often do you or other family members read stories to (CHILD)?

POSITION: 228-229
FORMAT: N2

RESPONSE	CODES	FREQ	UNWGTD PERCENT	WGTD PERCENT
NEVER	1	316	5.1%	5.0%
SEVERAL TIMES A YEAR	2	419	6.7%	6.6%
SEVERAL TIMES A MONTH	3	1512	24.2%	24.2%
AT LEAST THREE TIMES A WEEK	4	2432	39.0%	39.6%
EVERY DAY	5	1550	24.9%	24.6%
RESERVED CODES:				
REFUSED	-7	2	0.0%	(MISS)
DK	-8	3	0.0%	(MISS)
NOT ASCERTAINED	-9	3	0.0%	(MISS)
TOTALS:		6237	100.0%	100.0%

CHILDREAD = E37 HOW OFTEN CHILD READS FOR ENJOYMENT1

E37. About how often does (CHILD) read for enjoyment?

POSITION: 230-231
FORMAT: N2

RESPONSE	CODES	FREQ	UNWGTD PERCENT	WGTD PERCENT
EVERY DAY.....	1	2574	41.3%	41.9%
AT LEAST THREE TIMES A WEEK.....	2	2581	41.4%	41.0%
SEVERAL TIMES A MONTH.....	3	732	11.7%	11.8%
SEVERAL TIMES A YEAR.....	4	113	1.8%	1.7%
NEVER.....	5	221	3.5%	3.6%
RESERVED CODES:				
REFUSED.....	-7	1	0.0%	(MISS)
DK.....	-8	11	0.2%	(MISS)
NOT ASCERTAINED.....	-9	4	0.1%	(MISS)
TOTALS:		6237	100.0%	100.0%

NEWSPAPR = P21/E38 DOES FAMILY GET DAILY NEWSPAPER

E38. Does your family get a daily newspaper?

POSITION: 232-233
FORMAT: N2

RESPONSE	CODES	FREQ	UNWGTD PERCENT	WGTD PERCENT
YES.....	1	3582	57.4%	54.7%
NO.....	2	2648	42.5%	45.3%
RESERVED CODES:				
REFUSED.....	-7	1	0.0%	(MISS)
DK.....	-8	1	0.0%	(MISS)
NOT ASCERTAINED.....	-9	5	0.1%	(MISS)
TOTALS:		6237	100.0%	100.0%

ACTIVITY = E39 LESSONS IN SPORTS/MUSIC/ART/DRAMA

E39. Does (CHILD) get special lessons or take part in a group that encourages activities such as sports, music, art, dance, drama, and so on?

POSITION: 234-235
FORMAT: N2

RESPONSE	CODES	FREQ	UNWGTD PERCENT	WGTD PERCENT
YES.....	1	3900	62.5%	60.1%
NO.....	2	2320	37.2%	39.9%
RESERVED CODES:				
REFUSED.....	-7	1	0.0%	(MISS)
DK.....	-8	11	0.2%	(MISS)
NOT ASCERTAINED.....	-9	5	0.1%	(MISS)
TOTALS:		6237	100.0%	100.0%

TVHOURS = P22/E40 HOURS PER DAY WATCHING TV/VIDEO

E40. About how many hours per day does (CHILD) watch television or videotapes?

POSITION: 236-237
FORMAT: N2

RESPONSE	CODES	FREQ	UNWGTD PERCENT	WGTD PERCENT
DO NOT HAVE A TV.....	95	56	0.9%	1.0%
LESS THAN ONE HOUR PER DAY.....	96	361	5.8%	5.5%
HOURS PER DAY WATCHING TV/VIDEOS.....	0-15	5795	92.9%	93.5%
RESERVED CODES:				
REFUSED.....	-7	1	0.0%	(MISS)
DK.....	-8	16	0.3%	(MISS)
NOT ASCERTAINED.....	-9	8	0.1%	(MISS)
TOTALS:		6237	100.0%	100.0%

RULEWHAT = P23/E41 ANY RULES ABOUT WHAT PROGRAMS

E41. Are there family rules for (CHILD) about any of the following television-related activities?

POSITION: 238-239
FORMAT: N2

RESPONSE	CODES	FREQ	UNWGTD PERCENT	WGTD PERCENT
YES	1	5330	85.5%	86.4%
NO	2	788	12.6%	13.6%
RESERVED CODES:				
INAPPLICABLE	-1	107	1.7%	(MISS)
REFUSED	-7	1	0.0%	(MISS)
DK	-8	2	0.0%	(MISS)
NOT ASCERTAINED	-9	9	0.1%	(MISS)
TOTALS:		6237	100.0%	100.0%

RULEHRS = P23/E41 ANY RULES ABOUT # HOURS WATCHED

E41. Are there family rules for (CHILD) about any of the following television-related activities?

POSITION: 242-243
FORMAT: N2

RESPONSE	CODES	FREQ	UNWGTD PERCENT	WGTD PERCENT
YES	1	3656	58.6%	60.0%
NO	2	2450	39.3%	40.0%
RESERVED CODES:				
INAPPLICABLE	-1	107	1.7%	(MISS)
REFUSED	-7	1	0.0%	(MISS)
DK	-8	14	0.2%	(MISS)
NOT ASCERTAINED	-9	9	0.1%	(MISS)
TOTALS:		6237	100.0%	100.0%

RULETIME = P23/E41 ANY RULES ABOUT HOW EARLY/LATE

E41. Are there family rules for (CHILD) about any of the following television-related activities?

POSITION: 240-241
FORMAT: N2

RESPONSE	CODES	FREQ	UNWGTD PERCENT	WGTD PERCENT
YES	1	5745	92.1%	93.7%
NO	2	374	6.0%	6.3%
RESERVED CODES:				
INAPPLICABLE	-1	107	1.7%	(MISS)
REFUSED	-7	1	0.0%	(MISS)
DK	-8	1	0.0%	(MISS)
NOT ASCERTAINED	-9	9	0.1%	(MISS)
TOTALS:		6237	100.0%	100.0%

RULEDAYS = E41 P23/E41 ANY RULES AB WEEKDAY TV HOUR

E41. Are there family rules for (CHILD) about any of the following television-related activities?

POSITION: 244-245
FORMAT: N2

RESPONSE	CODES	FREQ	UNWGTD PERCENT	WGTD PERCENT
YES	1	4078	65.4%	66.9%
NO	2	2033	32.6%	33.1%
RESERVED CODES:				
INAPPLICABLE	-1	107	1.7%	(MISS)
REFUSED	-7	1	0.0%	(MISS)
DK	-8	9	0.1%	(MISS)
NOT ASCERTAINED	-9	9	0.1%	(MISS)
TOTALS:		6237	100.0%	100.0%

RULEFAM = P23A FAMILY RULE OR NOT INTERESTED IN TV

E41A. Is it a family rule that (CHILD) may not watch television, or is (he/she) not interested?

POSITION: 246-247
FORMAT: N2

RESPONSE	CODES	FREQ	UNWGTD PERCENT	WGTD PERCENT
FAMILY RULE.....	1	18	0.3%	29.2%
NOT INTERESTED.....	2	16	0.3%	35.8%
DON'T HAVE TELEVISION.....	95	16	0.3%	35.0%
RESERVED CODES:				
INAPPLICABLE.....	-1	6186	99.2%	(MISS)
NOT ASCERTAINED.....	-9	1	0.0%	(MISS)
TOTALS:		6237	100.0%	100.0%

FAMILYTV = E42 FAMILY WATCH TV TOGETHER

E42. Does your family watch TV together?

POSITION: 248-249
FORMAT: N2

RESPONSE	CODES	FREQ	UNWGTD PERCENT	WGTD PERCENT
YES.....	1	5644	90.5%	92.5%
NO.....	2	472	7.6%	7.5%
RESERVED CODES:				
INAPPLICABLE.....	-1	107	1.7%	(MISS)
REFUSED.....	-7	2	0.0%	(MISS)
DK.....	-8	3	0.0%	(MISS)
NOT ASCERTAINED.....	-9	9	0.1%	(MISS)
TOTALS:		6237	100.0%	100.0%

DISCUSTV = E43 DISCUSS TV PROGRAMS W/CHILD

E43. When your family watches TV together, do you (or OTHER PARENT/GUARDIAN) discuss TV programs with (CHILD)?

POSITION: 250-251
FORMAT: N2

RESPONSE	CODES	FREQ	UNWGTD PERCENT	WGTD PERCENT
YES.....	1	5186	83.1%	91.9%
NO.....	2	448	7.2%	8.1%
RESERVED CODES:				
INAPPLICABLE.....	-1	593	9.5%	(MISS)
DK.....	-8	9	0.1%	(MISS)
NOT ASCERTAINED.....	-9	1	0.0%	(MISS)
TOTALS:		6237	100.0%	100.0%

WKREAD = P24/E44 READ TO CHILD IN PAST WEEK

E44. In the past week, have you or someone in your family done the following things with (CHILD)?
[IF YES: How many times in the last week?]

POSITION: 252-253
FORMAT: N2

RESPONSE	CODES	FREQ	UNWGTD PERCENT	WGTD PERCENT
YES.....	1	5015	80.4%	80.5%
NO.....	2	1203	19.3%	19.5%
RESERVED CODES:				
REFUSED.....	-7	1	0.0%	(MISS)
DK.....	-8	9	0.1%	(MISS)
NOT ASCERTAINED.....	-9	9	0.1%	(MISS)
TOTALS:		6237	100.0%	100.0%

WKREADN = P24/E44 # TIMES READ TO CHILD IN PAST WK

E44. In the past week, have you or someone in your family done the following things with (CHILD)?
[IF YES: How many times in the last week?]

POSITION: 254-255
FORMAT: N2

RESPONSE	CODES	FREQ	UNWGTD PERCENT	WGTD PERCENT
1-2 TIMES.....	1	2037	32.7%	41.0%
3+ TIMES.....	2	2974	47.7%	59.0%
RESERVED CODES:				
INAPPLICABLE.....	-1	1222	19.6% (MISS)	
DK.....	-8	4	0.1% (MISS)	
TOTALS:		6237	100.0%	100.0%

WKEVENT = E44 DISCUSSED CURRENT EVENTS IN PAST WK

E44. In the past week, have you or someone in your family done the following things with (CHILD)?

POSITION: 256-257
FORMAT: N2

RESPONSE	CODES	FREQ	UNWGTD PERCENT	WGTD PERCENT
YES.....	1	5117	82.0%	81.3%
NO.....	2	1090	17.5%	18.7%
RESERVED CODES:				
REFUSED.....	-7	2	0.0% (MISS)	
DK.....	-8	19	0.3% (MISS)	
NOT ASCERTAINED.....	-9	9	0.1% (MISS)	
TOTALS:		6237	100.0%	100.0%

WKEVENTN = E44 # TIMES DISCUSSED CURRENT EVENTS WK

E44. In the past week, have you or someone in your family done the following things with (CHILD)?
[IF YES: How many times in the last week?]

POSITION: 258-259
FORMAT: N2

RESPONSE	CODES	FREQ	UNWGTD PERCENT
1-2 TIMES.....	1	2186	35.0%
3+ TIMES.....	2	2919	46.8%
RESERVED CODES:			
INAPPLICABLE.....	-1	1120	18.0%
DK.....	-8	12	0.2%
TOTALS:		6237	100.0%

WKSNCNCE = E44 DISCUSSED SCIENCE/NATURE PAST WEEK

E44. In the past week, have you or someone in your family done the following things with (CHILD)?

POSITION: 260-261
FORMAT: N2

RESPONSE	CODES	FREQ	UNWGTD PERCENT
YES.....	1	4468	71.6%
NO.....	2	1714	27.5%
RESERVED CODES:			
REFUSED.....	-7	3	0.0%
DK.....	-8	43	0.7%
NOT ASCERTAINED.....	-9	9	0.1%
TOTALS:		6237	100.0%

WKSCNEN = E44 # TIMES DISCUSSED SCIENCE/NATURE WK

E44. In the past week, have you or someone in your family done the following things with (CHILD)?
 IF YES: How many times in the last week?]

POSITION: 262-263
 FORMAT: N2

RESPONSE	CODES	FREQ	UNWGTD PERCENT	WGTD PERCENT
1-2 TIMES.....	1	2664	42.7%	60.2%
3+ TIMES.....	2	1800	28.9%	39.8%
RESERVED CODES:				
INAPPLICABLE.....	-1	1769	28.4%	(MISS)
DK.....	-8	4	0.1%	(MISS)
TOTALS:		6237	100.0%	100.0%

WKCRAFT = P24/E44 ARTS & CRAFTS W/CHILD PAST WEEK

E44. In the past week, have you or someone in your family done the following things with (CHILD)?

POSITION: 264-265
 FORMAT: N2

RESPONSE	CODES	FREQ	UNWGTD PERCENT	WGTD PERCENT
YES.....	1	3545	56.8%	56.7%
NO.....	2	2669	42.8%	43.5%
RESERVED CODES:				
REFUSED.....	-7	1	0.0%	(MISS)
DK.....	-8	13	0.2%	(MISS)
NOT ASCERTAINED.....	-9	9	0.1%	(MISS)
TOTALS:		6237	100.0%	100.0%

WKCRAFTN = P24/E44 # TIMES ARTS & CRAFTS W/ CHILD

E44. In the past week, have you or someone in your family done the following things with (CHILD)?
 IF YES: How many times in the last week?]

POSITION: 266-267
 FORMAT: N2

RESPONSE	CODES	FREQ	UNWGTD PERCENT	WGTD PERCENT
1-2 TIMES.....	1	2283	36.6%	64.1%
3+ TIMES.....	2	1258	20.2%	35.9%
RESERVED CODES:				
INAPPLICABLE.....	-1	2692	43.2%	(MISS)
DK.....	-8	4	0.1%	(MISS)
TOTALS:		6237	100.0%	100.0%

WKPLAY = P24/E44 PLAYED GAMES/SPORTS PAST WEEK

E44. In the past week, have you or someone in your family done the following things with (CHILD)?

POSITION: 268-269
 FORMAT: N2

RESPONSE	CODES	FREQ	UNWGTD PERCENT	WGTD PERCENT
YES.....	1	5168	82.9%	82.8%
NO.....	2	1053	16.9%	17.2%
RESERVED CODES:				
REFUSED.....	-7	1	0.0%	(MISS)
DK.....	-8	6	0.1%	(MISS)
NOT ASCERTAINED.....	-9	9	0.1%	(MISS)
TOTALS:		6237	100.0%	100.0%

WKPLAYN = P24/E44 # TIMES PLAYED GAMES/SPORTS

E44. In the past week, have you or someone in your family done the following things with (CHILD)?
[IF YES: How many times in the last week?]

POSITION: 270-271
FORMAT: N2

RESPONSE	CODES	FREQ	UNWGTD PERCENT	WGTD PERCENT
1-2 TIMES.....	1	2386	38.3%	46.1%
3+ TIMES.....	2	2775	44.5%	53.9%
RESERVED CODES:				
INAPPLICABLE.....	-1	1069	17.1%	(MISS)
DK.....	-8	7	0.1%	(MISS)
TOTALS:		6237	100.0%	100.0%

WKEDTV = P24/E44 WATCHED EDUC TV W/CHILD LAST WK

E44. In the past week, have you or someone in your family done the following things with (CHILD)?

POSITION: 272-273
FORMAT: N2

RESPONSE	CODES	FREQ	UNWGTD PERCENT	WGTD PERCENT
YES.....	1	3112	49.9%	50.6%
NO.....	2	3072	49.3%	49.4%
RESERVED CODES:				
REFUSED.....	-7	1	0.0%	(MISS)
DK.....	-8	43	0.7%	(MISS)
NOT ASCERTAINED.....	-9	9	0.1%	(MISS)
TOTALS:		6237	100.0%	100.0%

WKEDTVN = P24/E44 # TIMES WATCHED EDUC TV LAST WK

E44. In the past week, have you or someone in your family done the following things with (CHILD)?
[IF YES: How many times in the last week?]

POSITION: 274-275
FORMAT: N2

RESPONSE	CODES	FREQ	UNWGTD PERCENT	WGTD PERCENT
1-2 TIMES.....	1	1732	27.8%	54.7%
3+ TIMES.....	2	1373	22.0%	45.3%
RESERVED CODES:				
INAPPLICABLE.....	-1	3125	50.1%	(MISS)
DK.....	-8	7	0.1%	(MISS)
TOTALS:		6237	100.0%	100.0%

LIBRAYMO = P25/E45 VISITED LIBRARY IN PAST MONTH

E45. In the past month, have you or someone in your family done the following things with (CHILD)?
[IF NO: Has someone done this with (CHILD) in the past year?]

POSITION: 276-277
FORMAT: N2

RESPONSE	CODES	FREQ	UNWGTD PERCENT	WGTD PERCENT
YES.....	1	3056	49.0%	47.3%
NO.....	2	3166	50.8%	52.7%
RESERVED CODES:				
REFUSED.....	-7	1	0.0%	(MISS)
DK.....	-8	5	0.1%	(MISS)
NOT ASCERTAINED.....	-9	9	0.1%	(MISS)
TOTALS:		6237	100.0%	100.0%

LIBRARYR = P25/E45 VISITED LIBRARY IN PAST YEAR

E45. In the past month, have you or someone in your family done the following things with (CHILD)?
 [IF NO: Has someone done this with (CHILD) in the past year?]

POSITION: 278-279
 FORMAT: N2

RESPONSE	CODES	FREQ	UNWGTD PERCENT	WGTD PERCENT
YES.....	1	2110	33.8%	64.3%
NO.....	2	1054	16.9%	35.7%
RESERVED CODES:				
INAPPLICABLE.....	-1	3056	49.0%	(MISS)
DK.....	-8	2	0.0%	(MISS)
NOT ASCERTAINED.....	-9	15	0.2%	(MISS)
TOTALS:		6237	100.0%	100.0%

MOVIEYR = P25/E45 GONE TO A MOVIE IN PAST YEAR

E45. In the past month, have you or someone in your family done the following things with (CHILD)?
 [IF NO: Has someone done this with (CHILD) in the past year?]

POSITION: 282-283
 FORMAT: N2

RESPONSE	CODES	FREQ	UNWGTD PERCENT	WGTD PERCENT
YES.....	1	2291	36.7%	68.3%
NO.....	2	963	15.4%	31.7%
RESERVED CODES:				
INAPPLICABLE.....	-1	2962	47.5%	(MISS)
DK.....	-8	7	0.1%	(MISS)
NOT ASCERTAINED.....	-9	14	0.2%	(MISS)
TOTALS:		6237	100.0%	100.0%

MOVIEHO = P25/E45 GONE TO A MOVIE IN PAST MONTH

E45. In the past month, have you or someone in your family done the following things with (CHILD)?

POSITION: 280-281
 FORMAT: N2

RESPONSE	CODES	FREQ	UNWGTD PERCENT	WGTD PERCENT
YES.....	1	2962	47.5%	47.0%
NO.....	2	3261	52.3%	53.0%
RESERVED CODES:				
REFUSED.....	-7	1	0.0%	(MISS)
DK.....	-8	4	0.1%	(MISS)
NOT ASCERTAINED.....	-9	9	0.1%	(MISS)
TOTALS:		6237	100.0%	100.0%

CONCRTMO = P25/E45 TO PLAY/CONCERT/SHOW PAST MONTH

E45. In the past month, have you or someone in your family done the following things with (CHILD)?

POSITION: 284-285
 FORMAT: N2

RESPONSE	CODES	FREQ	UNWGTD PERCENT	WGTD PERCENT
YES.....	1	1540	24.7%	24.2%
NO.....	2	4683	75.1%	75.8%
RESERVED CODES:				
REFUSED.....	-7	1	0.0%	(MISS)
DK.....	-8	4	0.1%	(MISS)
NOT ASCERTAINED.....	-9	9	0.1%	(MISS)
TOTALS:		6237	100.0%	100.0%

CONCRTYR = P25/E45 TO PLAY/CONCERT/SHOW PAST YEAR

E45. In the past month, have you or someone in your family done the following things with (CHILD)?
 IIF NO: Has someone done this with (CHILD) in the past year?]

POSITION: 286-287
 FORMAT: N2

RESPONSE	CODES	FREQ	UNWGTD PERCENT	WGTD PERCENT
YES	1	2719	43.6%	56.5%
NO	2	1955	31.3%	43.5%
RESERVED CODES:				
INAPPLICABLE	-1	1540	24.7%	(MISS)
DK	-8	9	0.1%	(MISS)
NOT ASCERTAINED	-9	14	0.2%	(MISS)
TOTALS:		6237	100.0%	100.0%

MUSEUMYR = P25/E45 VISITED GALLERY/MUSEUM PAST YEAR

E45. In the past month, have you or someone in your family done the following things with (CHILD)?
 IIF NO: Has someone done this with (CHILD) in the past year?]

POSITION: 290-291
 FORMAT: N2

RESPONSE	CODES	FREQ	UNWGTD PERCENT	WGTD PERCENT
YES	1	3029	48.6%	62.5%
NO	2	1642	26.3%	37.5%
RESERVED CODES:				
INAPPLICABLE	-1	1542	24.7%	(MISS)
DK	-8	11	0.2%	(MISS)
NOT ASCERTAINED	-9	13	0.2%	(MISS)
TOTALS:		6237	100.0%	100.0%

MUSEUMHO = P25/E45 VISITED GALLERY/MUSEUM PAST MNTH

E45. In the past month, have you or someone in your family done the following things with (CHILD)?

POSITION: 288-289
 FORMAT: N2

RESPONSE	CODES	FREQ	UNWGTD PERCENT	WGTD PERCENT
YES	1	1542	24.7%	24.1%
NO	2	4682	75.1%	75.9%
RESERVED CODES:				
REFUSED	-7	1	0.0%	(MISS)
DK	-8	3	0.0%	(MISS)
NOT ASCERTAINED	-9	9	0.1%	(MISS)
TOTALS:		6237	100.0%	100.0%

ZOOMO = P25/E45 VISITED ZOO/AQUARIUM PAST MONTH

E45. In the past month, have you or someone in your family done the following things with (CHILD)?

POSITION: 292-293
 FORMAT: N2

RESPONSE	CODES	FREQ	UNWGTD PERCENT	WGTD PERCENT
YES	1	1244	19.9%	20.0%
NO	2	4981	79.9%	80.0%
RESERVED CODES:				
REFUSED	-7	1	0.0%	(MISS)
DK	-8	2	0.0%	(MISS)
NOT ASCERTAINED	-9	9	0.1%	(MISS)
TOTALS:		6237	100.0%	100.0%



ZOOYR = P25/E45 VISITED ZOO/AQUARIUM PAST YEAR

E45. In the past month, have you or someone in your family done the following things with (CHILD)?
[IF NO: Has someone done this with (CHILD) in the past year?]

POSITION: 294-295
FORMAT: N2

RESPONSE	CODES	FREQ	UNWGTD PERCENT	WGTD PERCENT
YES.....	1	3606	57.8%	70.0%
NO.....	2	1366	21.9%	30.0%
RESERVED CODES:				
INAPPLICABLE.....	-1	1244	19.9%	(MISS)
DK.....	-8	9	0.1%	(MISS)
NOT ASCERTAINED.....	-9	12	0.2%	(MISS)
TOTALS:		6237	100.0%	100.0%

PARKMO = P25/E45 VISITED PLAYGROUND/PARK PAST MTH

E45. In the past month, have you or someone in your family done the following things with (CHILD)?

POSITION: 296-297
FORMAT: N2

RESPONSE	CODES	FREQ	UNWGTD PERCENT	WGTD PERCENT
YES.....	1	4525	72.6%	72.9%
NO.....	2	1699	27.2%	27.1%
RESERVED CODES:				
REFUSED.....	-7	1	0.0%	(MISS)
DK.....	-8	3	0.0%	(MISS)
NOT ASCERTAINED.....	-9	9	0.1%	(MISS)
TOTALS:		6237	100.0%	100.0%

PARKYR = P25/E45 VISITED PLAYGROUND/PARK PAST YR

E45. In the past month, have you or someone in your family done the following things with (CHILD)?
[IF NO: Has someone done this with (CHILD) in the past year?]

POSITION: 298-299
FORMAT: N2

RESPONSE	CODES	FREQ	UNWGTD PERCENT
YES.....	1	1570	25.2%
NO.....	2	129	2.1%
RESERVED CODES:			
INAPPLICABLE.....	-1	4525	72.6%
NOT ASCERTAINED.....	-9	13	0.2%
TOTALS:		6237	100.0%

WEIGH5 = C8 WEIGH MORE THAN 5 1/2 LBS AT BIRTH

C8. When (CHILD) was born, did (he/she) weigh more than 5 1/2 pounds?

POSITION: 300-301
FORMAT: N2

RESPONSE	CODES	FREQ	UNWGTD PERCENT
YES.....	1	5893	94.5%
NO.....	2	344	5.5%
TOTALS:		6237	100.0%

WEIGH3 = C9 WEIGH MORE THAN 3 LBS AT BIRTH

C9. Did (he/she) weigh more than 3 pounds?

POSITION: 302-303
FORMAT: N2

RESPONSE	CODES	FREQ	UNWGTD PERCENT
YES.....	1	311	5.0%
NO.....	2	33	0.5%
RESERVED CODES:			
INAPPLICABLE.....	-1	5893	94.5%
TOTALS:		6237	100.0%

HANDICAP = C10 CHILD HAVE ANY TYPE OF HANDICAP

C10. Does (CHILD) have any kind of handicapping condition?

POSITION: 304-305
FORMAT: N2

RESPONSE	CODES	FREQ	UNWGTD PERCENT	WGTD PERCENT
YES.....	1	414	6.6%	6.8%
NO.....	2	5823	93.4%	93.2%
TOTALS:		6237	100.0%	100.0%

HANDTYPE = C11 CHILD'S HANDICAPPING CONDITION

C11. What is (CHILD'S) handicapping condition?

POSITION: 306-307
FORMAT: N2

RESPONSE	CODES	FREQ	UNWGTD PERCENT	WGTD PERCENT
A LEARNING DISABILITY.....	1	75	1.2%	17.9%
MENTAL RETARDATION.....	2	15	0.2%	3.3%
SPEECH IMPAIRMENT.....	3	49	0.8%	10.4%
SEVERE EMOTIONAL DISTURBANCE.....	4	2	0.0%	0.3%
HARDNESS OF HEARING.....	5	31	0.5%	8.7%
DEAFNESS.....	6	3	0.0%	0.8%
ORTHOPEDIC IMPAIRMENT.....	7	20	0.3%	4.8%
VISUAL IMPAIRMENT/BLINDNESS.....	8	34	0.5%	7.3%
OTHER HEALTH PROBLEM.....	10	143	2.3%	34.6%
MULTIPLE HANDICAPS.....	11	42	0.7%	11.9%
RESERVED CODES:				
INAPPLICABLE.....	-1	5823	93.4%	(MISS)
TOTALS:		6237	100.0%	100.0%

MOMAGE = C12 CHILDS MOTHERS/FEMALE GUARD'S AGE

C12. What is [your/(CHILD'S) (mother's/stepmother or female guardian's)] age?

POSITION: 308-309
FORMAT: N2

RESPONSE	CODES	FREQ	UNWGTD PERCENT	WGTD PERCENT
MOTHER OR FEMALE GUARDIAN AGE.....	19-70	6065	97.2%	100.0%
RESERVED CODES:				
INAPPLICABLE.....	-1	172	2.8%	(MISS)
TOTALS:		6237	100.0%	100.0%

NEWMOM = C13 AGE WHEN FIRST BECAME MOTHER

C13. How old (were you/was she) when (you/she) first became a mother, stepmother, or guardian?

POSITION: 310-311
FORMAT: N2

RESPONSE	CODES	FREQ	UNWGTD PERCENT	WGTD PERCENT
AGE WHEN FIRST BECAME MOM.....	12-65	6065	97.2%	100.0%
RESERVED CODES:				
INAPPLICABLE.....	-1	172	2.8%	(MISS)
TOTALS:		6237	100.0%	100.0%

MOMLANG = C14 FIRST LANGUAGE SPOKEN BY MOTHER

C14. What was the first language that [you/(CHILD'S) (mother/stepmother or female guardian)] learned to speak?

POSITION: 312-313
FORMAT: N2

RESPONSE	CODES	FREQ	UNWGTD PERCENT	WGTD PERCENT
ENGLISH.....	1	5337	85.6%	88.4%
SPANISH.....	2	441	7.1%	6.9%
ASIAN LANGUAGE.....	3	86	1.4%	1.4%
OTHER LANGUAGE.....	91	201	3.2%	3.4%
RESERVED CODES:				
INAPPLICABLE.....	-1	172	2.8%	(MISS)
TOTALS:		6237	100.0%	100.0%

MOMSPEAK = C15 LANGUAGE SPOKEN MOST BY MOTHER

C15. What language [do you/does (CHILD'S) (mother/stepmother or female guardian)] speak most at home?

POSITION: 314-315
FORMAT: N2

RESPONSE	CODES	FREQ	UNWGTD PERCENT	WGTD PERCENT
ENGLISH.....	1	297	4.8%	40.4%
SPANISH.....	2	288	4.6%	41.5%
ASIAN LANGUAGE.....	3	48	0.8%	7.2%
OTHER LANGUAGE.....	4	82	1.3%	10.9%
RESERVED CODES:				
INAPPLICABLE.....	-1	5509	88.3%	(MISS)
DK.....	-8	10	0.2%	(MISS)
NOT ASCERTAINED.....	-9	3	0.0%	(MISS)
TOTALS:		6237	100.0%	100.0%

MOMGRADE = C16 HIGHEST GRADE COMPLETED - MOTHER

C16. What is the highest grade or year of school that [you/(CHILD'S) (mother/stepmother or female guardian)] completed?

POSITION: 316-317
FORMAT: N2

RESPONSE	CODES	FREQ	UNWGTD PERCENT	WGTD PERCENT
UP TO EIGHTH GRADE.....	1	217	3.5%	4.1%
NINTH TO ELEVENTH GRADE.....	2	545	8.7%	10.6%
HIGH SCHOOL DIPLOMA OR EQUIVALENT.....	3	2270	36.4%	38.4%
VOCATIONAL/TECHNICAL AFTER HIGH SCHOOL	4	165	2.6%	2.7%
1-2 YEARS OF COLLEGE.....	5	1068	17.1%	16.9%
ASSOCIATE'S DEGREE.....	6	263	4.2%	3.9%
3-4 YEARS OF COLLEGE.....	7	364	5.8%	5.8%
BACHELOR'S DEGREE.....	8	721	11.6%	10.9%
GRADUATE OR PROFESSIONAL SCHOOL.....	9	452	7.2%	6.7%
RESERVED CODES:				
INAPPLICABLE.....	-1	172	2.8%	(MISS)
TOTALS:		6237	100.0%	100.0%

MOMDIPL = C17 MOTHER - HS DIPLOMA BEFORE VOCATION

C17. Did (you/she) complete a high school diploma or its equivalent?

POSITION: 318-319
FORMAT: N2

RESPONSE	CODES	FREQ	UNWGTD PERCENT	WGTD PERCENT
YES.....	1	1216	19.5%	98.6%
NO.....	2	17	0.3%	1.4%
RESERVED CODES:				
INAPPLICABLE.....	-1	5004	80.2%	(MISS)
TOTALS:		6237	100.0%	100.0%

MOMWORK = C18 MOTHER WORK FOR PAY LAST WEEK

C18. During the past week did [you/(CHILD'S) (mother/stepmother or female guardian)] work at a job for pay?

POSITION: 320-321
FORMAT: N2

RESPONSE	CODES	FREQ	UNWGTD PERCENT	WGTD PERCENT
YES.....	1	3719	59.6%	59.5%
NO.....	2	2346	37.6%	40.5%
RESERVED CODES:				
INAPPLICABLE.....	-1	172	2.8%	(MISS)
TOTALS:		6237	100.0%	100.0%

MOMLEAVE = C19 MOTHER ON LEAVE OR VACATION LAST WK

C19. (Were you/was she) on leave or vacation from a job?

POSITION: 322-323
FORMAT: N2

RESPONSE	CODES	FREQ	UNWGTD PERCENT	WGTD PERCENT
YES.....	1	169	2.7%	7.0%
NO.....	2	2162	34.7%	93.0%
RESERVED CODES:				
INAPPLICABLE.....	-1	3891	62.4%	(MISS)
NOT ASCERTAINED.....	-9	15	0.2%	(MISS)
TOTALS:		6237	100.0%	100.0%

MOMHOURS = C20 HOURS PER WEEK MOTHER WORKS FOR PAY

C20. About how many hours per week (do you/does she) usually work for pay?

POSITION: 324-325
FORMAT: N2

RESPONSE	CODES	FREQ	UNWGTD PERCENT	WGTD PERCENT
HOURS WORKED BY PARENT.....	0-99	3851	61.7%	100.0%
RESERVED CODES:				
INAPPLICABLE.....	-1	2369	37.7%	(MISS)
REFUSED.....	-7	8	0.1%	(MISS)
DK.....	-8	22	0.4%	(MISS)
NOT ASCERTAINED.....	-9	7	0.1%	(MISS)
TOTALS:		6237	100.0%	100.0%

MOMLOOK = C21 MOTHER LOOKING FOR WORK PAST 4 WEEKS

C21. (Have you/has she) been actively looking for work in the past four weeks?

POSITION: 326-327
FORMAT: N2

RESPONSE	CODES	FREQ	UNWGTD PERCENT	WGTD PERCENT
YES.....	1	337	5.4%	17.8%
NO.....	2	1824	29.2%	82.2%
RESERVED CODES:				
INAPPLICABLE.....	-1	4060	65.1%	(MISS)
DK.....	-8	1	0.0%	(MISS)
NOT ASCERTAINED.....	-9	15	0.2%	(MISS)
TOTALS:		6237	100.0%	100.0%

MOMPUBL = C22 MOTHER-PUBLIC EMPLOYMENT AGENCY

C22. What (have you/has she) been doing in the last 4 weeks to find work? (CODE ALL THAT APPLY)

POSITION: 328-329
FORMAT: N2

RESPONSE	CODES	FREQ	UNWGTD PERCENT	WGTD PERCENT
YES.....	1	97	1.6%	29.7%
NO.....	2	232	3.7%	70.3%
RESERVED CODES:				
INAPPLICABLE.....	-1	5900	94.6%	(MISS)
REFUSED.....	-7	2	0.0%	(MISS)
DK.....	-8	2	0.0%	(MISS)
NOT ASCERTAINED.....	-9	4	0.1%	(MISS)
TOTALS:		6237	100.0%	100.0%

MOMPRIV = C22 MOTHER-PRIVATE EMPLOYMENT AGENCY

C22. What (have you/has she) been doing in the last 4 weeks to find work? (CODE ALL THAT APPLY)

POSITION: 330-331
FORMAT: N2

RESPONSE	CODES	FREQ	UNWGTD PERCENT	WGTD PERCENT
YES.....	1	38	0.6%	9.7%
NO.....	2	291	4.7%	90.3%
RESERVED CODES:				
INAPPLICABLE.....	-1	5900	94.6%	(MISS)
REFUSED.....	-7	2	0.0%	(MISS)
DK.....	-8	2	0.0%	(MISS)
NOT ASCERTAINED.....	-9	4	0.1%	(MISS)
TOTALS:		6237	100.0%	100.0%

MOMHPL = C22 MOTHER-CHECKED W/ EMPLOYER DIRECTLY

C22. What (have you/has she) been doing in the last 4 weeks to find work? (CODE ALL THAT APPLY)

POSITION: 332-333
FORMAT: N2

RESPONSE	CODES	FREQ	UNWGTD PERCENT	WGTD PERCENT
YES.....	1	177	2.8%	52.0%
NO.....	2	152	2.4%	48.0%
RESERVED CODES:				
INAPPLICABLE.....	-1	5900	94.6%	(MISS)
REFUSED.....	-7	2	0.0%	(MISS)
DK.....	-8	2	0.0%	(MISS)
NOT ASCERTAINED.....	-9	4	0.1%	(MISS)
TOTALS:		6237	100.0%	100.0%

MOMADS = C22 MOTHER-PLACED OR ANSWERED ADS

C22. What (have you/has she) been doing in the last 4 weeks to find work? (CODE ALL THAT APPLY)

POSITION: 336-337
FORMAT: N2

RESPONSE	CODES	FREQ	UNWGTD PERCENT	WGTD PERCENT
YES.....	1	184	3.0%	56.0%
NO.....	2	145	2.3%	44.0%
RESERVED CODES:				
INAPPLICABLE.....	-1	5900	94.6%	(MISS)
REFUSED.....	-7	2	0.0%	(MISS)
DK.....	-8	2	0.0%	(MISS)
NOT ASCERTAINED.....	-9	4	0.1%	(MISS)
TOTALS:		6237	100.0%	100.0%

MOMREL = C22 MOTHER-CHECKED W/ FRIENDS/RELATIVES

C22. What (have you/has she) been doing in the last 4 weeks to find work? (CODE ALL THAT APPLY)

POSITION: 334-335
FORMAT: N2

RESPONSE	CODES	FREQ	UNWGTD PERCENT	WGTD PERCENT
YES.....	1	69	1.1%	21.7%
NO.....	2	260	4.2%	78.3%
RESERVED CODES:				
INAPPLICABLE.....	-1	5900	94.6%	(MISS)
REFUSED.....	-7	2	0.0%	(MISS)
DK.....	-8	2	0.0%	(MISS)
NOT ASCERTAINED.....	-9	4	0.1%	(MISS)
TOTALS:		6237	100.0%	100.0%

MOMNOTH = C22 MOTHER-DID NOTHING TO FIND WORK

C22. What (have you/has she) been doing in the last 4 weeks to find work? (CODE ALL THAT APPLY)

POSITION: 338-339
FORMAT: N2

RESPONSE	CODES	FREQ	UNWGTD PERCENT	WGTD PERCENT
YES.....	1	3	0.0%	0.6%
NO.....	2	326	5.2%	99.4%
RESERVED CODES:				
INAPPLICABLE.....	-1	5900	94.6%	(MISS)
REFUSED.....	-7	2	0.0%	(MISS)
DK.....	-8	2	0.0%	(MISS)
NOT ASCERTAINED.....	-9	4	0.1%	(MISS)
TOTALS:		6237	100.0%	100.0%

MOMOTHR = C22 WHAT HAS MOTHER BEEN DOING IN LAST 4

C22. What (have you/has she) been doing in the last 4 weeks to find work? (CODE ALL THAT APPLY)

POSITION: 340-341
FORMAT: N2

RESPONSE	CODES	FREQ	UNWGTD PERCENT	WGTD PERCENT
YES	1	24	0.4%	6.3%
NO	2	305	4.9%	93.7%
RESERVED CODES:				
INAPPLICABLE	-1	5900	94.6%	(MISS)
REFUSED	-7	2	0.0%	(MISS)
DK	-8	2	0.0%	(MISS)
NOT ASCERTAINED	-9	4	0.1%	(MISS)
TOTALS:		6237	100.0%	100.0%

MOMACTY = C23 MOTHER'S MAIN ACTIVITY LAST WEEK

C23. What (were you/has she) doing most of last week?

POSITION: 342-343
FORMAT: N2

RESPONSE	CODES	FREQ	UNWGTD PERCENT	WGTD PERCENT
KEEPING HOUSE/CARING FOR CHILDREN	1	1541	24.7%	82.5%
GOING TO SCHOOL	2	122	2.0%	8.0%
RETIRED	3	2	0.0%	0.2%
UNABLE TO WORK	4	22	0.4%	1.5%
OTHER (SPECIFY)	91	148	2.4%	8.0%
RESERVED CODES:				
INAPPLICABLE	-1	4379	70.2%	(MISS)
DK	-8	4	0.1%	(MISS)
NOT ASCERTAINED	-9	19	0.3%	(MISS)
TOTALS:		6237	100.0%	100.0%

DADGRADE = C24 HIGHEST GRADE COMPLETED - FATHER

C24. What is the highest grade or year of school that [you/(CHILD'S) (father/stepfather or male guardian)] completed?

POSITION: 344-345
FORMAT: N2

RESPONSE	CODES	FREQ	UNWGTD PERCENT	WGTD PERCENT
UP TO EIGHTH GRADE	1	192	3.1%	4.3%
NINTH TO ELEVENTH GRADE	2	381	6.1%	8.6%
HIGH SCHOOL DIPLOMA OR EQUIVALENT	3	1736	27.8%	34.7%
VOCATIONAL/TECHNICAL AFTER HIGH SCHOOL	4	150	2.4%	3.0%
1-2 YEARS OF COLLEGE	5	734	11.8%	13.6%
ASSOCIATE'S DEGREE	6	168	2.7%	3.1%
3-4 YEARS OF COLLEGE	7	327	5.2%	6.1%
BACHELOR'S DEGREE	8	783	12.6%	14.3%
GRADUATE OR PROFESSIONAL SCHOOL	9	654	10.5%	12.3%
RESERVED CODES:				
INAPPLICABLE	-1	1112	17.8%	(MISS)
TOTALS:		6237	100.0%	100.0%

DADDIPL = C25 FATHER-HS DIPLOMA BEFORE VOCATION

C25. Did (you/he) complete a high school diploma or its equivalent?

POSITION: 346-347
FORMAT: N2

RESPONSE	CODES	FREQ	UNWGTD PERCENT	WGTD PERCENT
YES	1	878	14.1%	99.4%
NO	2	6	0.1%	0.6%
RESERVED CODES:				
INAPPLICABLE	-1	5353	85.8%	(MISS)
TOTALS:		6237	100.0%	100.0%

DADWORK = C26 FATHER WORK FOR PAY LAST WEEK

C26. During the past week did [you/(CHILD'S) (father/stepfather or male guardian)] work at a job for pay?

POSITION: 348-349
FORMAT: N2

RESPONSE	CODES	FREQ	UNWGTD PERCENT	WGTD PERCENT
YES	1	4657	74.7%	89.2%
NO	2	468	7.5%	10.8%
RESERVED CODES:				
IN PPLICABLE	-1	1112	17.8%	(MISS)
TOTALS:		6237	100.0%	100.0%

DADLEAVE = C27 FATHER ON LEAVE OR VACATION LAST WK

C27. (Were you/was he) on leave or vacation from a job?

POSITION: 350-351
FORMAT: N2

RESPONSE	CODES	FREQ	UNWGTD PERCENT	WGTD PERCENT
YES	1	134	2.1%	27.2%
NO	2	323	5.2%	72.8%
RESERVED CODES:				
INAPPLICABLE	-1	5769	92.5%	(MISS)
DK	-8	5	0.1%	(MISS)
NOT ASCERTAINED	-9	6	0.1%	(MISS)
TOTALS:		6237	100.0%	100.0%

DADHOURS = C28 HOURS PER WEEK FATHER WORKS FOR PAY

C28. About how many hours per week (do you/does he) usually work for pay? [IF HOURS VARY, PROBE FOR WEEKLY OR AVERAGE.]

POSITION: 352-353
FORMAT: N2

RESPONSE	CODES	FREQ	UNWGTD PERCENT	WGTD PERCENT
HOURS WORKED BY PARENT	0-99	4690	75.2%	100.0%
RESERVED CODES:				
INAPPLICABLE	-1	1446	23.2%	(MISS)
REFUSED	-7	10	0.2%	(MISS)
DK	-8	67	1.1%	(MISS)
NOT ASCERTAINED	-9	24	0.4%	(MISS)
TOTALS:		6237	100.0%	100.0%

DADLOOK = C29 FATHER LOOKING FOR WORK PAST 4 WEEKS

C29. (Have you/has he) been actively looking for work in the past four weeks?

POSITION: 354-355
FORMAT: N2

RESPONSE	CODES	FREQ	UNWGTD PERCENT	WGTD PERCENT
YES	1	151	2.4%	46.0%
NO	2	171	2.7%	54.0%
RESERVED CODES:				
INAPPLICABLE	-1	5903	94.6%	(MISS)
REFUSED	-7	3	0.0%	(MISS)
DK	-8	3	0.0%	(MISS)
NOT ASCERTAINED	-9	6	0.1%	(MISS)
TOTALS:		6237	100.0%	100.0%

DADPUBL = C30 FATHER-PUBLIC EMPLOYMENT AGENCY

C30. What (have you/has he) been doing in the last 4 weeks to find work? (CODE ALL THAT APPLY)

POSITION: 356-357
FORMAT: N2

RESPONSE	CODES	FREQ	UNWGTD PERCENT	WGTD PERCENT
YES.....	1	53	0.8%	36.9%
NO.....	2	94	1.5%	63.1%
RESERVED CODES:				
INAPPLICABLE.....	-1	6086	97.6%	(MISS)
REFUSED.....	-7	1	0.0%	(MISS)
DK.....	-8	3	0.0%	(MISS)
TOTALS:		6237	100.0%	100.0%

DADEMP1 = C30 FATHER-CHECKED W/ EMPLOYER DIRECTLY

C30. What (have you/has he) been doing in the last 4 weeks to find work? (CODE ALL THAT APPLY)

POSITION: 360-361
FORMAT: N2

RESPONSE	CODES	FREQ	UNWGTD PERCENT	WGTD PERCENT
YES.....	1	97	1.6%	65.8%
NO.....	2	50	0.8%	34.2%
RESERVED CODES:				
INAPPLICABLE.....	-1	6086	97.6%	(MISS)
REFUSED.....	-7	1	0.0%	(MISS)
DK.....	-8	3	0.0%	(MISS)
TOTALS:		6237	100.0%	100.0%

DADPRIV = C30 FATHER-PRIVATE EMPLOYMENT AGENCY

C30. What (have you/has he) been doing in the last 4 weeks to find work? (CODE ALL THAT APPLY)

POSITION: 358-359
FORMAT: N2

RESPONSE	CODES	FREQ	UNWGTD PERCENT	WGTD PERCENT
YES.....	1	34	0.5%	20.1%
NO.....	2	113	1.8%	79.9%
RESERVED CODES:				
INAPPLICABLE.....	-1	6086	97.6%	(MISS)
REFUSED.....	-7	1	0.0%	(MISS)
DK.....	-8	3	0.0%	(MISS)
TOTALS:		6237	100.0%	100.0%

DADREL = C30 FATHER-CHECKED W/ FRIENDS/RELATIVES

C30. What (have you/has he) been doing in the last 4 weeks to find work? (CODE ALL THAT APPLY)

POSITION: 362-363
FORMAT: N2

RESPONSE	CODES	FREQ	UNWGTD PERCENT	WGTD PERCENT
YES.....	1	49	0.8%	31.7%
NO.....	2	98	1.6%	68.3%
RESERVED CODES:				
INAPPLICABLE.....	-1	6086	97.6%	(MISS)
REFUSED.....	-7	1	0.0%	(MISS)
DK.....	-8	3	0.0%	(MISS)
TOTALS:		6237	100.0%	100.0%

DADADS = C30 FATHER-PLACED OR ANSWERED ADS

C30. What (have you/has he) been doing in the last 4 weeks to find work? (CODE ALL THAT APPLY)

POSITION: 364-365
FORMAT: N2

RESPONSE	CODES	FREQ	UNWGTD PERCENT	WGTD PERCENT
YES.....	1	76	1.2%	48.1%
NO.....	2	71	1.1%	51.9%
RESERVED CODES:				
INAPPLICABLE.....	-1	6086	97.6%	(MISS)
REFUSED.....	-7	1	0.0%	(MISS)
DK.....	-8	3	0.0%	(MISS)
TOTALS:		6237	100.0%	100.0%

DADNOTH = C30 FATHER-DID NOTHING TO FIND WORK

C30. What (have you/has he) been doing in the last 4 weeks to find work? (CODE ALL THAT APPLY)

POSITION: 366-367
FORMAT: N2

RESPONSE	CODES	FREQ	UNWGTD PERCENT	WGTD PERCENT
YES.....	1	1	0.0%	1.0%
NO.....	2	146	2.3%	99.0%
RESERVED CODES:				
INAPPLICABLE.....	-1	6086	97.6%	(MISS)
REFUSED.....	-7	1	0.0%	(MISS)
DK.....	-8	3	0.0%	(MISS)
TOTALS:		6237	100.0%	100.0%

DADOTHR = C30 WHAT HAS DAD BEEN DOING IN LAST 4 WK

C30. What (have you/has he) been doing in the last 4 weeks to find work? (CODE ALL THAT APPLY)

POSITION: 368-369
FORMAT: N2

RESPONSE	CODES	FREQ	UNWGTD PERCENT	WGTD PERCENT
YES.....	1	8	0.1%	5.0%
NO.....	2	139	2.2%	95.0%
RESERVED CODES:				
INAPPLICABLE.....	-1	6086	97.6%	(MISS)
REFUSED.....	-7	1	0.0%	(MISS)
DK.....	-8	3	0.0%	(MISS)
TOTALS:		6237	100.0%	100.0%

DADACTY = C31 FATHER'S MAIN ACTIVITY LAST WEEK

C31. What (were you/was he) doing most of last week?

POSITION: 370-371
FORMAT: N2

RESPONSE	CODES	FREQ	UNWGTD PERCENT	WGTD PERCENT
KEEPING HOUSE/CARING FOR CHILDREN.....	1	38	0.6%	21.1%
GOING TO SCHOOL.....	2	12	0.2%	6.9%
RETIRED.....	3	20	0.3%	9.5%
UNABLE TO WORK.....	4	68	1.1%	42.6%
OTHER (SPECIFY).....	91	38	0.6%	19.9%
RESERVED CODES:				
INAPPLICABLE.....	-1	6047	97.0%	(MISS)
REFUSED.....	-7	2	0.0%	(MISS)
DK.....	-8	6	0.1%	(MISS)
NOT ASCERTAINED.....	-9	6	0.1%	(MISS)
TOTALS:		6237	100.0%	100.0%

AGE90 = D: CALCULATED AGE AS OF JAN. 1, 1991(C1)

D: CALCULATED AGE AS OF JAN. 1, 1991

POSITION: 372-373
FORMAT: N2

RESPONSE	CODES	FREQ	UNWGTD PERCENT	WGTD PERCENT
AGE AS OF JAN. 1, 1991.....	4	1	0.0%	0.0%
AGE AS OF JAN. 1, 1991.....	5	45	0.7%	0.7%
AGE AS OF JAN. 1, 1991.....	6	1555	24.9%	24.5%
AGE AS OF JAN. 1, 1991.....	7	2267	36.3%	36.7%
AGE AS OF JAN. 1, 1991.....	8	2304	36.9%	36.3%
AGE AS OF JAN. 1, 1991.....	9	65	1.0%	1.8%
TOTALS:		6237	100.0%	100.0%

AGEFIRST = D: AGE YRS&MO AT ENTRY INTO 1ST GR

D: AGE YRS&MO AT ENTRY INTO 1ST GR

POSITION: 374-377
FORMAT: A4

RESPONSE	CODES	FREQ	UNWGTD PERCENT	WGTD PERCENT
NA/MISSING.....		211	3.4%	(MISS)
AGE OF ENTRY INTO 1ST.....	4 0- 9 6	6026	96.6%	100.0%
TOTALS:		6237	100.0%	100.0%

AGEKIND = D: AGE YRS&MO AT ENTRY INTO KGARTEN

D: AGE YRS&MO AT ENTRY INTO KGARTEN

POSITION: 378-381
FORMAT: A4

RESPONSE	CODES	FREQ	UNWGTD PERCENT	WGTD PERCENT
NA/MISSING.....		343	5.5%	(MISS)
AGE OF ENTRY INTO K.....	3 0- 8 7	5894	94.5%	100.0%
TOTALS:		6237	100.0%	100.0%

ALLGRADE = D: CHD'S GRADE IN GRDED & UNGR SCH

D: CHD'S GRADE IN GRDED & UNGR SCH

POSITION: 382-383
FORMAT: A2

RESPONSE	CODES	FREQ	UNWGTD PERCENT	WGTD PERCENT
NOT ENROLLED.....	0	5	0.1%	0.1%
FIRST GRADE/EQUIV.....	1	2470	39.6%	40.0%
SECOND GRADE/EQUIV.....	2	2296	36.8%	37.2%
THIRD GRADE/EQUIV.....	3	1429	22.9%	22.1%
FOURTH GRADE/EQUIV.....	4	33	0.5%	0.5%
FIFTH GRADE/EQUIV.....	5	2	0.0%	0.0%
UNGRADED & NO EQUIV.....	6	2	0.0%	0.0%
TOTALS:		6237	100.0%	100.0%

CENSUSDV = CENSUS DIVISION

CENSUS DIVISION

POSITION: 384-385
FORMAT: N2

RESPONSE	CODES	FREQ	UNWGTD PERCENT	WGTD PERCENT
NEW ENGLAND.....	1	335	5.4%	5.7%
MIDDLE ATLANTIC.....	2	904	14.5%	13.9%
EAST NORTH CENTRAL.....	3	1027	16.5%	16.2%
WEST NORTH CENTRAL.....	4	502	8.0%	9.0%
SOUTH ATLANTIC.....	5	995	16.0%	15.6%
EAST SOUTH CENTRAL.....	6	418	6.7%	6.2%
WEST SOUTH CENTRAL.....	7	716	11.5%	11.7%
MOUNTAIN.....	8	393	6.3%	6.9%
PACIFIC.....	9	947	15.2%	14.7%
TOTALS:		6237	100.0%	100.0%

CENSUSRG = CENSUS REGION

CENSUS REGION

POSITION: 386-387
 FORMAT: N2

RESPONSE	CODES	FREQ	UNWGTD PERCENT	WGTD PERCENT
NORTHEAST.....	1	1239	19.9%	19.6%
MIDWEST.....	2	1529	24.5%	25.2%
SOUTH.....	3	2129	34.1%	33.6%
WEST.....	4	1340	21.5%	21.6%
TOTALS:		6237	100.0%	100.0%

DADEMPD = D: WORK STATUS OF FATHER/STEPF/M GUAR

D: WORK STATUS OF FATHER/STEPF/M GUAR

POSITION: 388-389
 FORMAT: N2

RESPONSE	CODES	FREQ	UNWGTD PERCENT	WGTD PERCENT
NA/MISSING.....	1	1112	17.8%	(MISS)
=> 35 HRS P/WEEK.....	2	4498	72.1%	85.5%
< 35 HRS P/WEEK.....	3	293	4.7%	6.5%
LOOKING F/WORK.....	4	144	2.3%	3.4%
N/I IN LABOR FORCE.....	5	190	3.0%	4.6%
TOTALS:		6237	100.0%	100.0%

DADLABOR = D: FATHER LABOR FORCE PARTICH

D: FATHER LABOR FORCE PARTICH

POSITION: 390-391
 FORMAT: N2

RESPONSE	CODES	FREQ	UNWGTD PERCENT	WGTD PERCENT
NA/MISSING.....	1	1112	17.8%	(MISS)
EMP-IN LBR FORCE.....	2	4791	76.8%	92.1%
UNEMP-IN LBR FORCE.....	3	144	2.3%	3.4%
KEEP HOUS/CHILD CARE.....	4	38	0.6%	0.9%
GOING TO SCHOOL.....	5	12	0.2%	0.3%
RETIRED/UNABLE WORK.....	6	88	1.4%	2.2%
OTHER.....		52	0.8%	1.2%
TOTALS:		6237	100.0%	100.0%

DCNFLAG = FLAG FOR DOUBLE-COUNTED DAYCARE/PREK

FLAG FOR DOUBLE-COUNTED DAYCARE/PREK

POSITION: 392-393
 FORMAT: N2

RESPONSE	CODES	FREQ	UNWGTD PERCENT	WGTD PERCENT
NA/MISSING.....	1	6237	100.0%	(MISS)
TOTALS:		6237	100.0%	0.0%

ENRELOTH = D: EVER IN NONRELATIVE CARE OTHER HOME

EVER IN NONRELATIVE CARE OTHER HOME

POSITION: 394-395
 FORMAT: N2

RESPONSE	CODES	FREQ	UNWGTD PERCENT	WGTD PERCENT
NA/MISSING.....	0	33	0.5%	(MISS)
NO.....	1	4869	78.1%	79.6%
YES.....		1335	21.4%	20.4%
TOTALS:		6237	100.0%	100.0%



ESPATH = D: EC PROGS PRIOR TO ELEMENTARY SCHOOL

D: EC PROGS PRIOR TO ELEMENTARY SCHOOL

POSITION: 396-397
FORMAT: N2

RESPONSE	CODES	FREQ	UNWGTD PERCENT	WGTD PERCENT
NA/MISSING.....	1	15	0.2%	(MISS)
NO NONPAR CARE.....	2	1115	17.9%	18.5%
HOME-BASED CARE.....	3	734	11.8%	12.0%
DAYCARE CENTER.....	4	398	6.4%	6.5%
HOME-BASED CC/DC.....	5	501	8.0%	8.1%
NURSERY SCHOOL.....	6	1268	20.3%	20.4%
HOME-BASED CC/NS.....	7	881	14.1%	13.6%
DAYCARE CEN/MURS.....	8	529	8.5%	8.5%
HOME-B CC/DC/MURS.....		796	12.8%	12.4%
TOTALS:		6237	100.0%	100.0%

FAMTYPE = D: ONE/TWO/NO PARENT IN HH

D: ONE/TWO/NO PARENT IN HH

POSITION: 398-399
FORMAT: N2

RESPONSE	CODES	FREQ	UNWGTD PERCENT	WGTD PERCENT
NA/MISSING.....	1	3	0.0%	(MISS)
1 PARENT IN HH.....	2	1173	18.8%	23.5%
2 PARENTS IN HH.....	3	5011	80.3%	75.7%
3 NO PARENTS IN HH.....		50	0.8%	1.0%
TOTALS:		6237	100.0%	100.0%

KINDTYPE = D: TYPE OF KINDERGARTEN ATTENDED

D: TYPE OF KINDERGARTEN ATTENDED

POSITION: 400-401
FORMAT: N2

RESPONSE	CODES	FREQ	UNWGTD PERCENT	WGTD PERCENT
NA/MISSING.....	1	59	0.9%	(MISS)
F/D, PUB KIND.....	2	1911	30.6%	32.2%
P/D, PUB KIND.....	3	3110	49.9%	51.5%
F/D, PRIV KIND.....	4	325	5.2%	4.3%
P/D, PRIV KIND.....	5	359	5.8%	5.2%
F/D, PRIV/NOT CH.....	6	209	3.4%	3.0%
P/D, PRIV/NOT CH.....	7	137	2.2%	1.8%
NEVER ATTENDED K.....		127	2.0%	2.0%
TOTALS:		6237	100.0%	100.0%

MAINSRSLT = RESULT FOR THIS RESPONDENT

RESULT FOR THIS RESPONDENT

POSITION: 402-403
FORMAT: A2

RESPONSE	CODES	FREQ	UNWGTD PERCENT	WGTD PERCENT
COMPLETE, ELEMENTARY W/FOLLOWUP.....	EF	205	3.3%	3.4%
COMPLETE, ELEMENTARY NO FOLLOWUP.....	EN	6032	96.7%	96.6%
TOTALS:		6237	100.0%	100.0%

MEMPLD = D: WORK STATUS OF MOTHER/STEPM/F GUAR

D: WORK STATUS OF MOTHER/STEPM/F GUAR

POSITION: 404-405
FORMAT: N2

RESPONSE	CODES	FREQ	UNWGTD PERCENT	WGTD PERCENT
NA/MISSING.....		172	2.8%	(MISS)
=> 35 HRS P/WEEK.....	1	2436	39.1%	38.9%
< 35 HRS P/WEEK.....	2	1452	23.3%	23.5%
LOOKING F/WORK.....	4	319	5.1%	6.3%
N/IN LABOR FORCE.....	5	1858	29.8%	31.3%
TOTALS:		6237	100.0%	100.0%

MOMLABOR = D: MOTHER/STEPM/FGUAR LABOR FORCE PARTIC

D: MOTHER/STEPM/FGUAR LABOR FORCE PARTIC

POSITION: 406-407
FORMAT: N2

RESPONSE	CODES	FREQ	UNWGTD PERCENT	WGTD PERCENT
NA/MISSING.....		172	2.8%	(MISS)
EMP-IN LBR FORCE.....	1	3888	62.3%	62.3%
UNEMP-IN LBR FORCE.....	2	319	5.1%	6.3%
KEEP HOU/CHLD CARE.....	3	1541	24.7%	25.4%
GOING TO SCHOOL.....	4	122	2.0%	2.5%
RETIRED/UNABLE WORK.....	5	24	0.4%	0.5%
OTHER.....	6	171	2.7%	2.9%
TOTALS:		6237	100.0%	100.0%

PARGRADE = D: HIGHEST LEVEL OF PARENTAL EDUCATION

D: HIGHEST LEVEL OF PARENTAL EDUCATION

POSITION: 408-409
FORMAT: N2

RESPONSE	CODES	FREQ	UNWGTD PERCENT	WGTD PERCENT
LESS THAN H/S.....	1	516	8.3%	10.0%
H/S GRAD/EQUIVALENT.....	2	1850	29.7%	31.8%
VOC/TECH/SOME COLL.....	3	1981	31.8%	30.5%
COLLEGE GRADUATE.....	4	968	15.5%	14.1%
GRADUATE/PROF SCHOOL.....	5	867	13.9%	12.6%
NEITHER PARENT IN HH.....	9	55	0.9%	1.0%
TOTALS:		6237	100.0%	100.0%

PARNTCOL = D: PARENTS COLLEGE EDUCATION

D: PARENTS COLLEGE EDUCATION

POSITION: 410-411
FORMAT: N2

RESPONSE	CODES	FREQ	UNWGTD PERCENT	WGTD PERCENT
NA/MISSING.....		55	0.9%	(MISS)
SINGLE/BOTH <COL.....	1	4347	69.7%	73.1%
1 <COL, 1 COL DEG.....	2	920	14.8%	13.4%
SINGLE/BOTH COL DEG.....	3	915	14.7%	13.5%
TOTALS:		6237	100.0%	100.0%

PARNTHS = D: PARENTS HIGH SCHOOL EDUCATION

D: PARENTS HIGH SCHOOL EDUCATION

POSITION: 412-413
FORMAT: N2

RESPONSE	CODES	FREQ	UNWGTD PERCENT	WGTD PERCENT
NA/MISSING.....	1	57	0.9%	(MISS)
SINGLE/BOTH <H/S.....	2	514	8.2%	10.1%
1 <H/S, 1 H/S DEG.....	3	791	12.7%	13.9%
SINGLE/BOTH H/S DEG.....	3	4875	78.2%	76.0%
TOTALS:		6237	100.0%	100.0%

PASTCARE = D: IN REG NONPAR CARE BEF START ELEM S?

D: IN REG NONPAR CARE BEF START ELEM S?

POSITION: 414-415
FORMAT: N2

RESPONSE	CODES	FREQ	UNWGTD PERCENT	WGTD PERCENT
NA/MISSING.....	0	15	0.2%	(MISS)
NO.....	1	1115	17.9%	18.5%
YES.....	1	5107	81.9%	81.5%
TOTALS:		6237	100.0%	100.0%

PSU = FOR TAYLOR SERIES VAR APPROXIMATION

FOR TAYLOR SERIES VAR APPROXIMATION

POSITION: 416-417
FORMAT: A2

RESPONSE	CODES	FREQ	UNWGTD PERCENT	WGTD PERCENT
VALUE.....	1	3110	49.9%	50.1%
VALUE.....	2	3127	50.1%	49.9%
TOTALS:		6237	100.0%	100.0%

RACEETHN = D: RACE-ETHNICITY

D: RACE-ETHNICITY

POSITION: 418-419
FORMAT: N2

RESPONSE	CODES	FREQ	UNWGTD PERCENT	WGTD PERCENT
WHITE, NON-HISPANIC.....	1	4496	72.1%	69.6%
BLACK, NON-HISPANIC.....	2	759	12.2%	15.0%
HISPANIC.....	3	715	11.5%	11.1%
ALL OTHER RACES.....	4	267	4.3%	4.3%
TOTALS:		6237	100.0%	100.0%

REGION = DEPARTMENT OF EDUCATION REGION

DEPARTMENT OF EDUCATION REGION

POSITION: 420-421
FORMAT: N2

RESPONSE	CODES	FREQ	UNWGTD PERCENT	WGTD PERCENT
NORTHEAST.....	1	1383	22.2%	21.8%
CENTRAL.....	2	1529	24.5%	25.2%
SOUTHEAST.....	3	1469	23.6%	23.0%
WEST.....	4	1856	29.8%	30.1%
TOTALS:		6237	100.0%	100.0%

REPEAT = D: RETENTION HISTORY OF PRIMARY SCHL CH

D: RETENTION HISTORY OF PRIMARY SCHL CH

POSITION: 422-423
FORMAT: N2

RESPONSE	UNWGTD PERCENT	FREQ	WGTD PERCENT
NA/MISSING.....	2.8%	172	(MISS)
HAS NOT REPEATED.....	88.2%	5499	89.6%
REPEATED K.....	4.6%	288	5.0%
REPEATED 1ST GRD.....	3.2%	200	3.8%
REPEATED 2ND GRD.....	0.8%	52	1.0%
REPEATED 3RD GRD.....	0.1%	5	0.1%
REP K&1/MORE GRDS.....	0.3%	18	0.4%
REP 1+ GRD ABV K.....	0.0%	3	0.0%
TOTALS:	100.0%	6237	100.0%

TEENMOM = D: MOM/GUARD: AGE FIRST BECAME MOTHER

D: MOM/GUARD: AGE FIRST BECAME MOTHER

POSITION: 428-429
FORMAT: N2

RESPONSE	UNWGTD PERCENT	FREQ	WGTD PERCENT
NA/MISSING.....	2.8%	172	(MISS)
17 OR YOUNGER.....	9.7%	606	11.8%
AGE 18 OR 19.....	13.9%	867	15.6%
AGE 20 OR OLDER.....	73.6%	4592	72.6%
TOTALS:	100.0%	6237	100.0%

URBAN = URBANICITY

URBANICITY

POSITION: 430-431
FORMAT: N2

RESPONSE	UNWGTD PERCENT	FREQ	WGTD PERCENT
NON.....	23.0%	1436	25.6%
MSA.....	77.0%	4801	74.4%
TOTALS:	100.0%	6237	100.0%

REPKIND = D: 2 YRS IN KINDERGARTEN-TYPE PROGRAM

D: 2 YRS IN KINDERGARTEN-TYPE PROGRAM

POSITION: 424-425
FORMAT: N2

RESPONSE	UNWGTD PERCENT	FREQ	WGTD PERCENT
NA/MISSING.....	100.0%	6237	(MISS)
TOTALS:	100.0%	6237	0.0%

SCHTYPE = D: CURRENT SCHOOL TYPE

D: CURRENT SCHOOL TYPE

POSITION: 426-427
FORMAT: N2

RESPONSE	UNWGTD PERCENT	FREQ	WGTD PERCENT
NA/MISSING.....	0.7%	41	(MISS)
PUBLIC.....	87.1%	5433	89.4%
PRIV-CHURCH REL.....	10.0%	621	8.7%
PRIV-N/CHURCH REL.....	2.3%	142	1.9%
TOTALS:	100.0%	6237	100.0%

DADDIPLF = IMPUTATION FLAG FOR DADDIPL

IMPUTATION FLAG FOR DADDIPL

POSITION: 434-435
FORMAT: N2

RESPONSE	UNWGTD PERCENT	WGTD PERCENT
IMPUTED VALUE.....	1.2%	100.0%
RESERVED CODES:		
INAPPLICABLE.....	98.8%	(MISS)
TOTALS:	6237	100.0%

DADGRADF = IMPUTATION FLAG FOR DADGRADE

IMPUTATION FLAG FOR DADGRADE

POSITION: 436-437
FORMAT: N2

RESPONSE	UNWGTD PERCENT	WGTD PERCENT
IMPUTED VALUE.....	1.3%	100.0%
RESERVED CODES:		
INAPPLICABLE.....	98.7%	(MISS)
TOTALS:	6237	100.0%

DADWORKF = IMPUTATION FLAG FOR DADWORK

IMPUTATION FLAG FOR DADWORK

POSITION: 438-439
FORMAT: N2

RESPONSE	UNWGTD PERCENT	WGTD PERCENT
IMPUTED VALUE.....	0.5%	100.0%
RESERVED CODES:		
INAPPLICABLE.....	99.5%	(MISS)
TOTALS:	6237	100.0%

ENROLLF = IMPUTATION FLAG FOR ENROLL

IMPUTATION FLAG FOR ENROLL

POSITION: 440-441
FORMAT: N2

RESPONSE	UNWGTD PERCENT	WGTD PERCENT
IMPUTED VALUE.....	100.0%	(MISS)
RESERVED CODES:		
INAPPLICABLE.....	100.0%	0.0%
TOTALS:	6237	100.0%

GENDERF = IMPUTATION FLAG FOR GENDER

IMPUTATION FLAG FOR GENDER

POSITION: 442-443
FORMAT: N2

RESPONSE	UNWGTD PERCENT	WGTD PERCENT
IMPUTED VALUE.....	0.1%	100.0%
RESERVED CODES:		
INAPPLICABLE.....	99.9%	(MISS)
TOTALS:	6237	100.0%

GRADEF = IMPUTATION FLAG FOR GRADE

IMPUTATION FLAG FOR GRADE

POSITION: 444-445
FORMAT: N2

RESPONSE	UNWGTD PERCENT	WGTD PERCENT
IMPUTED VALUE.....	0.0%	100.0%
RESERVED CODES:		
INAPPLICABLE.....	100.0%	(MISS)
TOTALS:	6237	100.0%

HANDICAF = IMPUTATION FLAG FOR HANDICAP

IMPUTATION FLAG FOR HANDICAP

POSITION: 446-447
FORMAT: N2

RESPONSE	CODES	FREQ	UNWGTD PERCENT	WGTD PERCENT
IMPUTED VALUE.....	1	19	0.3%	100.0%
RESERVED CODES: INAPPLICABLE.....	-1	6218	99.7% (MISS)	
TOTALS:		6237	100.0%	100.0%

HISPANIF = IMPUTATION FLAG FOR HISPANIC

IMPUTATION FLAG FOR HISPANIC

POSITION: 448-449
FORMAT: N2

RESPONSE	CODES	FREQ	UNWGTD PERCENT	WGTD PERCENT
IMPUTED VALUE.....	1	29	0.5%	100.0%
RESERVED CODES: INAPPLICABLE.....	-1	6208	99.5% (MISS)	
TOTALS:		6237	100.0%	100.0%

INCOMRNF = INCOMRNG IMPUTED FLAG

INCOMRNG IMPUTED FLAG

POSITION: 450-451
FORMAT: N2

RESPONSE	CODES	FREQ	UNWGTD PERCENT	WGTD PERCENT
IMPUTED VALUE.....	1	831	13.3%	100.0%
RESERVED CODES: INAPPLICABLE.....	-1	5406	86.7% (MISS)	
TOTALS:		6237	100.0%	100.0%

HOMAGEF = IMPUTATION FLAG FOR HOMAGE

IMPUTATION FLAG FOR HOMAGE

POSITION: 452-453
FORMAT: N2

RESPONSE	CODES	FREQ	UNWGTD PERCENT	WGTD PERCENT
IMPUTED VALUE.....	1	108	1.7%	100.0%
RESERVED CODES: INAPPLICABLE.....	-1	6129	98.3% (MISS)	
TOTALS:		6237	100.0%	100.0%

HOMDIPLF = IMPUTATION FLAG FOR HOMDIPL

IMPUTATION FLAG FOR HOMDIPL

POSITION: 454-455
FORMAT: N2

RESPONSE	CODES	FREQ	UNWGTD PERCENT	WGTD PERCENT
IMPUTED VALUE.....	1	40	0.6%	100.0%
RESERVED CODES: INAPPLICABLE.....	-1	6197	99.4% (MISS)	
TOTALS:		6237	100.0%	100.0%

HOMGRADF = IMPUTATION FLAG FOR HOMGRADE

IMPUTATION FLAG FOR HOMGRADE

POSITION: 456-457
FORMAT: N2

RESPONSE	CODES	FREQ	UNWGTD PERCENT	WGTD PERCENT
IMPUTED VALUE.....	1	68	1.1%	100.0%
RESERVED CODES: INAPPLICABLE.....	-1	6169	98.9% (MISS)	
TOTALS:		6237	100.0%	100.0%

MOMLANGF = IMPUTATION FLAG FOR MOMLANG

IMPUTATION FLAG FOR MOMLANG

POSITION: 458-459
FORMAT: N2

RESPONSE	UNWGTD PERCENT	WGTD PERCENT
IMPUTED VALUE.....	1.8%	100.0%
RESERVED CODES:		
INAPPLICABLE.....	98.2%	(MISS)
TOTALS:	6237	100.0%

MOMWORKEF = IMPUTATION FLAG FOR MOMWORKE

IMPUTATION FLAG FOR MOMWORKE

POSITION: 460-461
FORMAT: N2

RESPONSE	UNWGTD PERCENT	WGTD PERCENT
IMPUTED VALUE.....	0.4%	100.0%
RESERVED CODES:		
INAPPLICABLE.....	99.6%	(MISS)
TOTALS:	6237	100.0%

NEWMOMF = IMPUTATION FLAG FOR NEWMOM

IMPUTATION FLAG FOR NEWMOM

POSITION: 462-463
FORMAT: N2

RESPONSE	UNWGTD PERCENT	WGTD PERCENT
IMPUTED VALUE.....	1.8%	100.0%
RESERVED CODES:		
INAPPLICABLE.....	98.2%	(MISS)
TOTALS:	6237	100.0%

MUMPSRF = NUMPERS IMPUTED FLAG

NUMPERS IMPUTED FLAG

POSITION: 464-465
FORMAT: N2

RESPONSE	UNWGTD PERCENT	WGTD PERCENT
IMPUTED VALUE.....	0.3%	100.0%
RESERVED CODES:		
INAPPLICABLE.....	99.7%	(MISS)
TOTALS:	6237	100.0%

OWNHOMEF = OWNHOME IMPUTED FLAG

OWNHOME IMPUTED FLAG

POSITION: 466-467
FORMAT: N2

RESPONSE	UNWGTD PERCENT	WGTD PERCENT
IMPUTED VALUE.....	0.6%	100.0%
RESERVED CODES:		
INAPPLICABLE.....	99.4%	(MISS)
TOTALS:	6237	100.0%

PARNMARF = IMPUTATION FLAG FOR PARNMARI

IMPUTATION FLAG FOR PARNMARI

POSITION: 468-469
FORMAT: N2

RESPONSE	UNWGTD PERCENT	WGTD PERCENT
IMPUTED VALUE.....	1.8%	100.0%
RESERVED CODES:		
INAPPLICABLE.....	98.2%	(MISS)
TOTALS:	6237	100.0%

F1
138

RACEF = IMPUTATION FLAG FOR RACE

IMPUTATION FLAG FOR RACE

POSITION: 470-471
FORMAT: N2

RESPONSE	UNWGTD PERCENT	FREQ	UNWGTD PERCENT	WGTD PERCENT
1	0.6%	39	100.0%	100.0%
-1	99.4%	6198	(MISS)	(MISS)
TOTALS:	100.0%	6237	100.0%	100.0%

WEIGH5F = IMPUTATION FLAG FOR WEIGH5

IMPUTATION FLAG FOR WEIGH5

POSITION: 472-473
FORMAT: N2

RESPONSE	UNWGTD PERCENT	FREQ	UNWGTD PERCENT	WGTD PERCENT
1	1.0%	60	100.0%	100.0%
-1	99.0%	6177	(MISS)	(MISS)
TOTALS:	100.0%	6237	100.0%	100.0%

EWGT = FINAL CHILD WEIGHT

FINAL CHILD WEIGHT

POSITION: 474-483
FORMAT: N10

RESPONSE	UNWGTD PERCENT	FREQ	UNWGTD PERCENT	WGTD PERCENT
WEIGHT	100.0%	6237	100.0%	(MISS)
TOTALS:	100.0%	6237	100.0%	0.0%

EWREPL1 = REPLICATE WEIGHT

REPLICATE WEIGHT

POSITION: 484-493
FORMAT: N10

RESPONSE	UNWGTD PERCENT	FREQ	UNWGTD PERCENT	WGTD PERCENT
REPLICATE WEIGHT	100.0%	6237	100.0%	100.0%
TOTALS:	100.0%	6237	100.0%	0

EWREPL2 = REPLICATE WEIGHT

REPLICATE WEIGHT

POSITION: 494-503
FORMAT: N10

RESPONSE	UNWGTD PERCENT	FREQ	UNWGTD PERCENT	WGTD PERCENT
REPLICATE WEIGHT	100.0%	6237	100.0%	100.0%
TOTALS:	100.0%	6237	100.0%	0

EWREPL3 = REPLICATE WEIGHT

REPLICATE WEIGHT

POSITION: 504-513
FORMAT: N10

RESPONSE	UNWGTD PERCENT	FREQ	UNWGTD PERCENT	WGTD PERCENT
REPLICATE WEIGHT	100.0%	6237	100.0%	100.0%
TOTALS:	100.0%	6237	100.0%	0

EWREPL4 = REPLICATE WEIGHT

REPLICATE WEIGHT

POSITION: 514-523
FORMAT: N10

RESPONSE	UNWGTD PERCENT	WGTD PERCENT	CODES	FREQ	UNWGTD PERCENT (MISS)	WGTD PERCENT (MISS)
REPLICATE WEIGHT	100.0%	0.0%	0-10832.335	6237	100.0%	0.0%
TOTALS:	100.0%	0.0%		6237	100.0%	0.0%

EWREPL5 = REPLICATE WEIGHT

REPLICATE WEIGHT

POSITION: 524-533
FORMAT: N10

RESPONSE	UNWGTD PERCENT	WGTD PERCENT	CODES	FREQ	UNWGTD PERCENT (MISS)	WGTD PERCENT (MISS)
REPLICATE WEIGHT	100.0%	0.0%	0-10945.600	6237	100.0%	0.0%
TOTALS:	100.0%	0.0%		6237	100.0%	0.0%

EWREPL6 = REPLICATE WEIGHT

REPLICATE WEIGHT

POSITION: 534-543
FORMAT: N10

RESPONSE	UNWGTD PERCENT	WGTD PERCENT	CODES	FREQ	UNWGTD PERCENT (MISS)	WGTD PERCENT (MISS)
REPLICATE WEIGHT	100.0%	0.0%	0-11000.738	6237	100.0%	0.0%
TOTALS:	100.0%	0.0%		6237	100.0%	0.0%

EWREPL7 = REPLICATE WEIGHT

REPLICATE WEIGHT

POSITION: 544-553
FORMAT: N10

RESPONSE	UNWGTD PERCENT	WGTD PERCENT	CODES	FREQ	UNWGTD PERCENT (MISS)	WGTD PERCENT (MISS)
REPLICATE WEIGHT	100.0%	100.0%	0-10930.414	6237	100.0%	100.0%
TOTALS:	100.0%	100.0%		6237	100.0%	100.0%

EWREPL8 = REPLICATE WEIGHT

REPLICATE WEIGHT

POSITION: 554-563
FORMAT: N10

RESPONSE	UNWGTD PERCENT	WGTD PERCENT	CODES	FREQ	UNWGTD PERCENT (MISS)	WGTD PERCENT (MISS)
REPLICATE WEIGHT	100.0%	100.0%	0-10981.396	6237	100.0%	100.0%
TOTALS:	100.0%	100.0%		6237	100.0%	100.0%

EWREPL9 = REPLICATE WEIGHT

REPLICATE WEIGHT

POSITION: 564-573
FORMAT: N10

RESPONSE	UNWGTD PERCENT	WGTD PERCENT	CODES	FREQ	UNWGTD PERCENT (MISS)	WGTD PERCENT (MISS)
REPLICATE WEIGHT	100.0%	100.0%	0-10832.053	6237	100.0%	100.0%
TOTALS:	100.0%	100.0%		6237	100.0%	100.0%

EWREPL10 = REPLICATE WEIGHT

REPLICATE WEIGHT

POSITION: 574-583
FORMAT: N10

RESPONSE	CODES	FREQ	UNWGTD PERCENT	WGTD PERCENT
REPLICATE WEIGHT.....	0-10883.526	6237	100.0%	(MISS) 0.0%
TOTALS:		6237	100.0%	0.0%

EWREPL11 = REPLICATE WEIGHT

REPLICATE WEIGHT

POSITION: 584-593
FORMAT: N10

RESPONSE	CODES	FREQ	UNWGTD PERCENT	WGTD PERCENT
REPLICATE WEIGHT.....	0-11435.247	6237	100.0%	(MISS) 0.0%
TOTALS:		6237	100.0%	0.0%

EWREPL12 = REPLICATE WEIGHT

REPLICATE WEIGHT

POSITION: 594-603
FORMAT: N10

RESPONSE	CODES	FREQ	UNWGTD PERCENT	WGTD PERCENT
REPLICATE WEIGHT.....	0-10934.084	6237	100.0%	(MISS) 0.0%
TOTALS:		6237	100.0%	0.0%

EWREPL13 = REPLICATE WEIGHT

REPLICATE WEIGHT

POSITION: 604-613
FORMAT: N10

RESPONSE	CODES	FREQ	UNWGTD PERCENT	WGTD PERCENT
REPLICATE WEIGHT.....	0-11017.690	6237	100.0%	(MISS) 0.0%
TOTALS:		6237	100.0%	0.0%

EWREPL14 = REPLICATE WEIGHT

REPLICATE WEIGHT

POSITION: 614-623
FORMAT: N10

RESPONSE	CODES	FREQ	UNWGTD PERCENT	WGTD PERCENT
REPLICATE WEIGHT.....	0-11117.125	6237	100.0%	(MISS) 0.0%
TOTALS:		6237	100.0%	0.0%

EWREPL15 = REPLICATE WEIGHT

REPLICATE WEIGHT

POSITION: 624-633
FORMAT: N10

RESPONSE	CODES	FREQ	UNWGTD PERCENT	WGTD PERCENT
REPLICATE WEIGHT.....	0-10965.603	6237	100.0%	(MISS) 0.0%
TOTALS:		6237	100.0%	0.0%

EWREPL16 = REPLICATE WEIGHT

REPLICATE WEIGHT

POSITION: 634-643
FORMAT: N10

RESPONSE	UNWGTD PERCENT	WGTD PERCENT
0-10924.878	100.0%	0.0%
TOTALS:	100.0%	0.0%

EWREPL17 = REPLICATE WEIGHT

REPLICATE WEIGHT

POSITION: 644-653
FORMAT: N10

RESPONSE	UNWGTD PERCENT	WGTD PERCENT
0-10984.127	100.0%	0.0%
TOTALS:	100.0%	0.0%

EWREPL18 = REPLICATE WEIGHT

REPLICATE WEIGHT

POSITION: 654-663
FORMAT: N10

RESPONSE	UNWGTD PERCENT	WGTD PERCENT
0-11095.119	100.0%	0.0%
TOTALS:	100.0%	0.0%

EWREPL19 = REPLICATE WEIGHT

REPLICATE WEIGHT

POSITION: 664-673
FORMAT: N10

RESPONSE	UNWGTD PERCENT	WGTD PERCENT
0-11129.902	100.0%	0.0%
TOTALS:	100.0%	0.0%

EWREPL20 = REPLICATE WEIGHT

REPLICATE WEIGHT

POSITION: 674-683
FORMAT: N10

RESPONSE	UNWGTD PERCENT	WGTD PERCENT
0-10963.202	100.0%	0.0%
TOTALS:	100.0%	0.0%

EWREPL21 = REPLICATE WEIGHT

REPLICATE WEIGHT

POSITION: 684-693
FORMAT: N10

RESPONSE	UNWGTD PERCENT	WGTD PERCENT
0-10940.694	100.0%	0.0%
TOTALS:	100.0%	0.0%

EMREPL22 = REPLICATE WEIGHT

REPLICATE WEIGHT

POSITION: 694-703
FORMAT: N10

RESPONSE	UNWGTD PERCENT	FREQ	WGTD PERCENT
0-11100.417	100.0%	6237	(MISS) 0.0%
TOTALS:	100.0%	6237	0.0%

EMREPL25 = REPLICATE WEIGHT

REPLICATE WEIGHT

POSITION: 724-733
FORMAT: N10

RESPONSE	UNWGTD PERCENT	FREQ	WGTD PERCENT
0-10866.767	100.0%	6237	(MISS) 0.0%
TOTALS:	100.0%	6237	0.0%

EMREPL23 = REPLICATE WEIGHT

REPLICATE WEIGHT

POSITION: 704-713
FORMAT: N10

RESPONSE	UNWGTD PERCENT	FREQ	WGTD PERCENT
0-11143.516	100.0%	6237	(MISS) 0.0%
TOTALS:	100.0%	6237	0.0%

EMREPL26 = REPLICATE WEIGHT

REPLICATE WEIGHT

POSITION: 734-743
FORMAT: N10

RESPONSE	UNWGTD PERCENT	FREQ	WGTD PERCENT
0-10947.024	100.0%	6237	(MISS) 0.0%
TOTALS:	100.0%	6237	0.0%

EMREPL24 = REPLICATE WEIGHT

REPLICATE WEIGHT

POSITION: 714-723
FORMAT: N10

RESPONSE	UNWGTD PERCENT	FREQ	WGTD PERCENT
0-10939.875	100.0%	6237	(MISS) 0.0%
TOTALS:	100.0%	6237	0.0%

EMREPL27 = REPLICATE WEIGHT

REPLICATE WEIGHT

POSITION: 744-753
FORMAT: N10

RESPONSE	UNWGTD PERCENT	FREQ	WGTD PERCENT
0-11047.859	100.0%	6237	(MISS) 0.0%
TOTALS:	100.0%	6237	0.0%

EWREPL28 = REPLICATE WEIGHT

REPLICATE WEIGHT

POSITION: 754-763
FORMAT: N10

RESPONSE	CODES	FREQ	UNWGTD PERCENT	WGTD PERCENT
REPLICATE WEIGHT.....	0-10915.921	6237	100.0%	(MISS)
TOTALS:		6237	100.0%	0.0%

EWREPL29 = REPLICATE WEIGHT

REPLICATE WEIGHT

POSITION: 764-773
FORMAT: N10

RESPONSE	CODES	FREQ	UNWGTD PERCENT	WGTD PERCENT
REPLICATE WEIGHT.....	0-10997.496	6237	100.0%	(MISS)
TOTALS:		6237	100.0%	0.0%

EWREPL30 = REPLICATE WEIGHT

REPLICATE WEIGHT

POSITION: 774-783
FORMAT: N10

RESPONSE	CODES	FREQ	UNWGTD PERCENT	WGTD PERCENT
REPLICATE WEIGHT.....	0-10915.355	6237	100.0%	(MISS)
TOTALS:		6237	100.0%	0.0%

EWREPL31 = REPLICATE WEIGHT

REPLICATE WEIGHT

POSITION: 784-793
FORMAT: N10

RESPONSE	CODES	FREQ	UNWGTD PERCENT	WGTD PERCENT
REPLICATE WEIGHT.....	0-11094.617	6237	100.0%	(MISS)
TOTALS:		6237	100.0%	0.0%

EWREPL32 = REPLICATE WEIGHT

REPLICATE WEIGHT

POSITION: 794-803
FORMAT: N10

RESPONSE	CODES	FREQ	UNWGTD PERCENT	WGTD PERCENT
REPLICATE WEIGHT.....	0-11166.510	6237	100.0%	(MISS)
TOTALS:		6237	100.0%	0.0%

EWREPL33 = REPLICATE WEIGHT

REPLICATE WEIGHT

POSITION: 804-813
FORMAT: N10

RESPONSE	CODES	FREQ	UNWGTD PERCENT	WGTD PERCENT
REPLICATE WEIGHT.....	0-11155.049	6237	100.0%	(MISS)
TOTALS:		6237	100.0%	0.0%



EWREPL34 = REPLICATE WEIGHT

REPLICATE WEIGHT

POSITION: 814-823
 FORMAT: N10

RESPONSE	CODES	FREQ	UNWGTD PERCENT	WGTD PERCENT
.....	0-10952.450	6237	100.0%	(MISS)
TOTALS:		6237	100.0%	0.0%

EWREPL37 = REPLICATE WEIGHT

REPLICATE WEIGHT

POSITION: 844-853
 FORMAT: N10

RESPONSE	CODES	FREQ	UNWGTD PERCENT	WGTD PERCENT
.....	0-11080.392	6237	100.0%	(MISS)
TOTALS:		6237	100.0%	0.0%

EWREPL34 = REPLICATE WEIGHT

REPLICATE WEIGHT

POSITION: 814-823
 FORMAT: N10

RESPONSE	CODES	FREQ	UNWGTD PERCENT	WGTD PERCENT
.....	0-10952.450	6237	100.0%	(MISS)
TOTALS:		6237	100.0%	0.0%

EWREPL35 = REPLICATE WEIGHT

REPLICATE WEIGHT

POSITION: 824-533
 FORMAT: N10

RESPONSE	CODES	FREQ	UNWGTD PERCENT	WGTD PERCENT
.....	0-11323.438	6237	100.0%	(MISS)
TOTALS:		6237	100.0%	0.0%

EWREPL38 = REPLICATE WEIGHT

REPLICATE WEIGHT

POSITION: 854-863
 FORMAT: N10

RESPONSE	CODES	FREQ	UNWGTD PERCENT	WGTD PERCENT
.....	0-11022.386	6237	100.0%	(MISS)
TOTALS:		6237	100.0%	0.0%

EWREPL36 = REPLICATE WEIGHT

REPLICATE WEIGHT

POSITION: 834-843
 FORMAT: N10

RESPONSE	CODES	FREQ	UNWGTD PERCENT	WGTD PERCENT
.....	0-11003.990	6237	100.0%	(MISS)
TOTALS:		6237	100.0%	0.0%

EWREPL39 = REPLICATE WEIGHT

REPLICATE WEIGHT

POSITION: 864-873
 FORMAT: N10

RESPONSE	CODES	FREQ	UNWGTD PERCENT	WGTD PERCENT
.....	0-11200.626	6237	100.0%	(MISS)
TOTALS:		6237	100.0%	0.0%



EWREPL40 = REPLICATE WEIGHT

REPLICATE WEIGHT

POSITION: 874-883
FORMAT: N10

RESPONSE	UNWGTD PERCENT	WGTD PERCENT
REPLICATE WEIGHT.....	100.0%	0.0%
TOTALS:	100.0%	0.0%

EWREPL41 = REPLICATE WEIGHT

REPLICATE WEIGHT

POSITION: 884-893
FORMAT: N10

RESPONSE	UNWGTD PERCENT	WGTD PERCENT
REPLICATE WEIGHT.....	100.0%	0.0%
TOTALS:	100.0%	0.0%

EWREPL42 = REPLICATE WEIGHT

REPLICATE WEIGHT

POSITION: 894-903
FORMAT: N10

RESPONSE	UNWGTD PERCENT	WGTD PERCENT
REPLICATE WEIGHT.....	100.0%	0.0%
TOTALS:	100.0%	0.0%

EWREPL43 = REPLICATE WEIGHT

REPLICATE WEIGHT

POSITION: 904-913
FORMAT: N10

RESPONSE	UNWGTD PERCENT	WGTD PERCENT
REPLICATE WEIGHT.....	100.0%	0.0%
TOTALS:	100.0%	0.0%

EWREPL44 = REPLICATE WEIGHT

REPLICATE WEIGHT

POSITION: 914-923
FORMAT: N10

RESPONSE	UNWGTD PERCENT	WGTD PERCENT
REPLICATE WEIGHT.....	100.0%	0.0%
TOTALS:	100.0%	0.0%

EWREPL45 = REPLICATE WEIGHT

REPLICATE WEIGHT

POSITION: 924-933
FORMAT: N10

RESPONSE	UNWGTD PERCENT	WGTD PERCENT
REPLICATE WEIGHT.....	100.0%	0.0%
TOTALS:	100.0%	0.0%

EWREPL46 = REPLICATE WEIGHT

REPLICATE WEIGHT

POSITION: 934-943
FORMAT: N10

RESPONSE	CODES	FREQ	UNWGTD PERCENT	WGTD PERCENT
REPLICATE WEIGHT	0-11055.388	6237	100.0%	(MISS)
TOTALS:		6237	100.0%	0.0%

EWREPL47 = REPLICATE WEIGHT

REPLICATE WEIGHT

POSITION: 944-953
FORMAT: N10

RESPONSE	CODES	FREQ	UNWGTD PERCENT	WGTD PERCENT
REPLICATE WEIGHT	0-11127.026	6237	100.0%	(MISS)
TOTALS:		6237	100.0%	0.0%

EWREPL48 = REPLICATE WEIGHT

REPLICATE WEIGHT

POSITION: 954-963
FORMAT: N10

RESPONSE	CODES	FREQ	UNWGTD PERCENT	WGTD PERCENT
REPLICATE WEIGHT	0-10986.931	6237	100.0%	(MISS)
TOTALS:		6237	100.0%	0.0%

EWREPL49 = REPLICATE WEIGHT

REPLICATE WEIGHT

POSITION: 964-973
FORMAT: N10

RESPONSE	CODES	FREQ	UNWGTD PERCENT	WGTD PERCENT
REPLICATE WEIGHT	0-11239.594	6237	100.0%	(MISS)
TOTALS:		6237	100.0%	0.0%

EWREPL50 = REPLICATE WEIGHT

REPLICATE WEIGHT

POSITION: 974-983
FORMAT: N10

RESPONSE	CODES	FREQ	UNWGTD PERCENT	WGTD PERCENT
REPLICATE WEIGHT	0-11196.881	6237	100.0%	(MISS)
TOTALS:		6237	100.0%	0.0%

