

DOCUMENT RESUME

ED 349 908

HE 025 832

TITLE Geographic Origins of Students, Fall 1991. Volume I.

INSTITUTION State Univ. of New York, Albany. Central Staff Office of Institutional Research.

REPORT NO SUNY-OIR-2-92

PUB DATE Jul 92

NOTE 68lp.; For volumes II and III, see HE 025 833-834.

PUB TYPE Reports - General (140) -- Statistical Data (110)

EDRS PRICE MF04/PC28 Plus Postage.

DESCRIPTORS College Bound Students; College Students; Comparative Analysis; Data Collection; \*Enrollment; \*Foreign Students; Full Time Students; Graduate Study; Higher Education; \*In State Students; \*Out of State Students; Part Time Students; Place of Residence; \*School Statistics; School Surveys; State Colleges; Undergraduate Study

IDENTIFIERS \*State University of New York

ABSTRACT

This report presents results of the annual survey of the geographic origins, or permanent residence, of students attending institutions of the State University of New York during the fall 1991 term. The report includes all credit course students and all institutions of the State University system. Volume I is divided into two parts. Part I summarizes the distribution of all credit course students by load, level, and residency and includes various relative distance measures for New York State residents. The intent of this section is to provide some measure of the enrollment impact of the local student population. Part II displays each institution's enrollment by level, load, history, and permanent residence. In addition, the section contains various tables which summarize the total State University system as well as the institutions by type. Student and institutional data elements include the following: (1) student level (undergraduate/graduate); (2) student load (full-time/part-time); (3) student history (first-time/transfer); (4) permanent residence (for New York State residents, county of residence, for other U.S. residents, state, and for non-resident aliens, country of origin); (4) county of institution location; (5) New York State Planning Region; and (6) contiguous counties (county of location plus the New York State counties immediately surrounding the county of location). The appendix contains a list of the regions, institution county locations, and contiguous counties. (GLR)

\*\*\*\*\*  
 \* Reproductions supplied by EDRS are the best that can be made \*  
 \* from the original document. \*  
 \*\*\*\*\*

ED 349 908

GEOGRAPHIC ORIGINS OF STUDENTS  
FALL 1991

VOLUME I



STATE UNIVERSITY OF NEW YORK

Office of  
Institutional Research  
2-92

U.S. DEPARTMENT OF EDUCATION  
Office of Educational Research and Improvement  
EDUCATIONAL RESOURCES INFORMATION  
CENTER (ERIC)

- This document has been reproduced as received from the person or organization originating it
- Minor changes have been made to improve reproduction quality



Points of view or opinions stated in this document do not necessarily represent official OERI position or policy

"PERMISSION TO REPRODUCE THIS  
MATERIAL HAS BEEN GRANTED BY

Office of Instit.  
Research, SUNY

TO THE EDUCATIONAL RESOURCES  
INFORMATION CENTER (ERIC)."

2 **BEST COPY AVAILABLE**

HE 025 832

**GEOGRAPHIC ORIGINS OF STUDENTS  
FALL 1991  
VOLUME I**

**Report Number 2-92**

**CENTRAL STAFF OFFICE OF INSTITUTIONAL RESEARCH  
STATE UNIVERSITY OF NEW YORK  
July 1992**

# TABLE OF CONTENTS

## VOLUME I

Page

INTRODUCTION .....	vi
MAP OF STATE UNIVERSITY INSTITUTIONS .....	x
CHRONOLOGY OF DATES OF ESTABLISHMENT OF INSTITUTIONS OF THE STATE UNIVERSITY OF NEW YORK .....	xi

### PART I -- SUMMARY TABLES

Student sources by level and institution

All students .....	1
New Undergraduates only .....	25

### PART II -- INSTITUTIONS

Geographic Origins of all students by Counties, States and Countries State University of New York .....	51
University Centers (Excl. HSC's) .....	59
University Centers (Incl. HSC'S) .....	66
Albany .....	73
Binghamton .....	78
Buffalo (Excl. HSC) .....	84
Buffalo (Incl. HSC) .....	90
Stony Brook (Excl. HSC) .....	96
Stony Brook (Incl. HSC) .....	102
University Colleges .....	108
Brockport .....	114
Buffalo .....	118
Cortland .....	122
Empire State .....	125
Fredonia .....	128
Geneseo .....	131
New Paltz .....	134
Old Westbury .....	138
Oneonta .....	141
Oswego .....	144
Plattsburgh .....	147
Potsdam .....	150
Purchase .....	153

## **TABLE OF CONTENTS**

(Continued)

Health Sciences Centers .....	157
Health Sciences Centers (Excl. Buffalo and Stony Brook) .....	162
Buffalo .....	166
Brooklyn .....	170
Stony Brook .....	172
Syracuse .....	175
Specialized Colleges .....	178
Environmental Science and Forestry .....	183
Maritime .....	187
Optometry .....	191
Technology at Utica/Rome .....	193
Statutory Colleges .....	196
Agriculture and Life Sciences .....	202
Ceramics .....	208
Human Ecology .....	212
Industrial and Labor Relations .....	216
Veterinary Medicine .....	220
Colleges of Technology/Agriculture .....	224
Alfred .....	228
Canton .....	231
Cobleskill .....	234
Delhi .....	237
Farmingdale .....	239
Morrisville .....	241
Community Colleges .....	244
Adirondack .....	251
Broome .....	253
Cayuga County .....	256
Clinton .....	258
Columbia-Greene .....	260
Community College of the Finger Lakes .....	262
Corning .....	264
Dutchess .....	266
Erie .....	269
Fashion Institute .....	272

**TABLE OF CONTENTS**

(Continued)

Community Colleges (continued)

Fulton-Montgomery . . . . .	277
Genesee . . . . .	279
Herkimer County . . . . .	281
Hudson Valley . . . . .	284
Jamestown . . . . .	288
Jefferson . . . . .	290
Mohawk Valley . . . . .	292
Monroe . . . . .	295
Nassau . . . . .	298
Niagara County . . . . .	301
North Country . . . . .	303
Onondaga . . . . .	305
Orange County . . . . .	308
Rockland . . . . .	309
Schenectady County . . . . .	312
Suffolk County . . . . .	314
Sullivan County . . . . .	315
Tompkins-Cortland . . . . .	317
Ulster County . . . . .	320
Westchester . . . . .	322

**PART III -- APPENDIX A**

Region and Contiguous Counties . . . . .	323
--	-----

**PART IV -- PUBLICATIONS LIST**

Publications List . . . . .	335
-----------------------------	-----

## INTRODUCTION

This report presents the results of the annual survey of the geographic origins, or permanent residence, of students attending institutions of the State University of New York during the Fall 1991 term. The report includes all credit course students and all institutions of the State University system. The current report is being published in three volumes. The first volume presents three distinct types of summaries which uses the individual institution (or institutional type) as the unit of analysis. The second volume is composed of reports which display credit course students by origin or origin grouping. The third volume displays enrollment trends.

The student and institutional data elements which enter into this report are as follows:

A. Student Data Elements

1. Student level (undergraduate/graduate)
2. Student load (full-time/part-time)
3. Student history (first-time/transfer)
4. Permanent residence (for New York State residents, county of residence; for other United States residents State or Territory of residence; and for non-resident aliens, country of origin)

B. Institutional Data Elements

1. County of location (for Community Colleges, Sponsorship area; for institutions located in Bronx, Queens, Kings, New York and Richmond counties, the New York City area)
2. New York State Planning Region
3. Contiguous Counties (county of location plus the New York State counties immediately surrounding the county of location)

## VOLUME I

Volume I is divided into two parts:

- Part I - Summarizes the distribution of all credit course students by load, level and residency and includes various relative distance measures for New York State residents. Some of the origin concepts used in this report are campus specific (e.g., contiguous counties) and as a result the actual size of the area as measured in square miles or total resident population may fluctuate dramatically from campus to campus. Despite this inter-campus variability, the intent is to provide some measure of the enrollment impact of the "local" student population. The second report in this section displays the origins of new (first-time and transfer) undergraduate students. The origin concepts parallel the preceding table. A detailed listing of the New York counties and regions used in both of these reports can be found in Appendix A.

- Part II - Displays each institution's enrollment by level, load, history and permanent residence. In addition, Part II contains various tables which summarize the total State University system as well as the institutions by type.

## **VOLUME II**

Volume II is comprised of six parts.

- Part I - Contains separate tables for each New York State county.
- Part II - Displays the permanent residence of students from outside of New York State broken out by standard geographic regions. (i.e., Rest of US, Africa, etc.)
- Part III - Displays the percent distribution of all undergraduate credit course students in terms of institutional totals distributed across the four New York State Planning Regions and region totals distributed across institutions.
- Part IV - Displays the percent distribution of all graduate credit course students in terms of institutional totals distributed across the four New York State Planning Regions and region totals distributed across institutions.
- Part V - Contains the percent distribution of all first-time full-time undergraduate credit course students in terms of institutional totals distributed across the four New York State Planning Regions and region totals distributed across institutions.
- Part VI - Reports the percent distribution of transfer undergraduate students in terms of institutional totals distributed across the four New York State Planning Regions.



### VOLUME III

- Part I - Contains a trend from 1959 through 1991. Data is provided by individual institution and institutional type regarding the percent of the institution's full-time students who come from the institution's area of location, who come from New York State but outside the area of the institution's location, who come from the United States but outside of New York State, and who come from a foreign country.
- Part II - Displays a seven year trend in the New York origins of full-time first-time students for each SUNY institution or institution type. Sub-totals are available for New York State, New York City, Long Island, and contiguous counties.
- Part III - Shows a seven year trend for full-time first-time students from each New York county, (along with Long Island, New York City and New York State totals) who enrolled at SUNY institutions.

Most surveys of the residences of college students suffer the problem of a valid definition of "residence". In this study, the respondents were asked to report "permanent" residence as distinct from "local" or "temporary" residence. As students grow older, marry, and participate in the community while attending an institution of higher education, there is an increasing tendency for the institution's records to begin to reflect the "local" residence in decisions regarding housing, tuition rates and the like. For example, the concept of "origin" for a student working on his third degree at as many colleges is not simply determined. It may be that the assumption of a single origin is a methodological flaw of all such surveys. However, the direction of bias caused by this problem can probably be stated as follows: somewhat more students have "origins" outside an institution's commuting distance than the data reflect. In order to collect uniform and consistent data, permanent residence was defined in accordance with a memorandum from the Counsel's Office on the "Establishment of Residence for Tuition Purposes".

The data included in this report provide the opportunity for all segments of the State University to obtain an accurate picture of the major areas they serve as shown by the geographic origins of their students. In view of expected changes in the pool of available students and resultant changes in enrollment patterns, the data in this report should provide an important instrument for institutional planning.

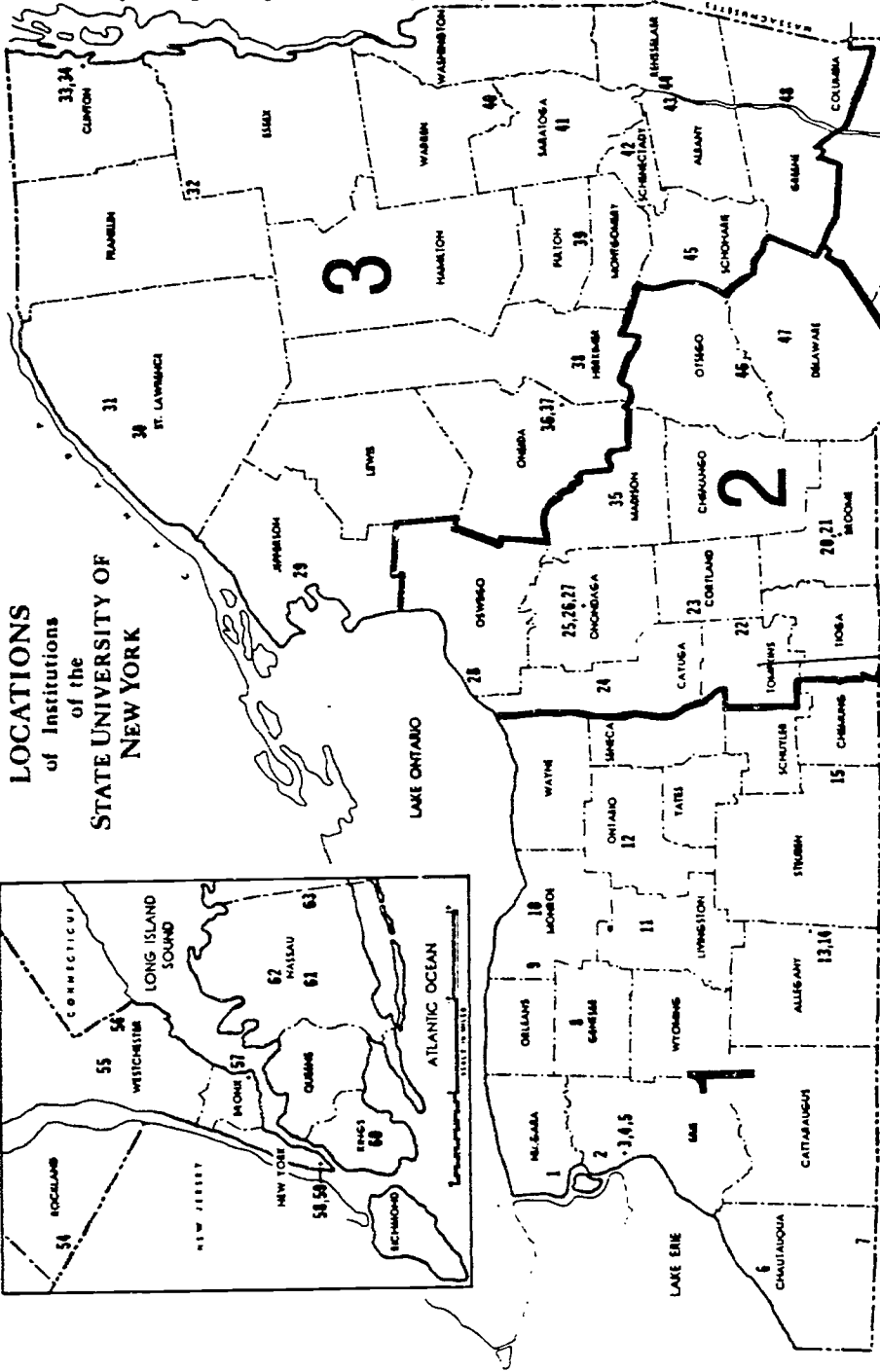
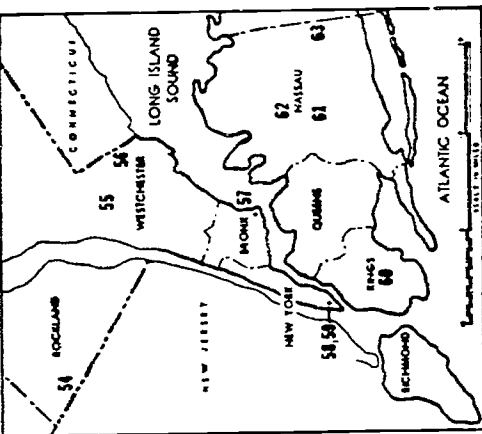
As is always the case, the significance of data depends on the network of interests, goals and priorities of the user of the data. Consequently, the data included in this report have been presented in a fashion designed to provide maximum flexibility, and hence utility, to a wide spectrum of users.

No study of this magnitude could have been conducted or completed without the extensive cooperation of many individuals. We would like to express our appreciation to those individuals on the campuses who are responsible for providing this office with data. Our gratitude is also extended to this office's statistical staff, Mr. Roy Spoor, Ms. Susan Wendover, who were responsible for editing and verifying the data; and our secretarial staff, Mrs. Claudia Fleming, Mrs. Vikki Mazzone and Julie Vincelette, who were responsible for the typing tasks associated with the report and arranging for proper distribution of the publication.

Tommy Annas  
Assistant Provost for Institutional Research

Gary L. Blose  
Associate

# LOCATIONS of Institutions of the STATE UNIVERSITY OF NEW YORK



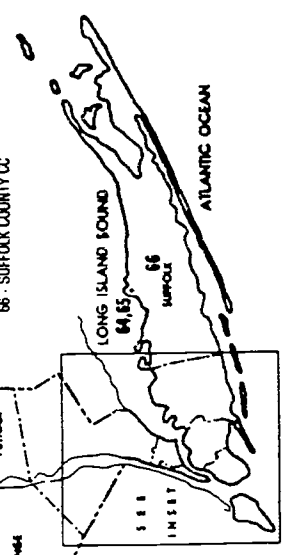
## INSTITUTIONS OF THE STATE UNIVERSITY OF NEW YORK (BY INSTITUTIONAL TYPE)

- UNIVERSITY CENTERS**
  - ALBANY - 43
  - BINGHAMTON - 20
  - BUFFALO - 3
  - STONY BROOK - 64
- UNIVERSITY COLLEGES**
  - BROOKPORT - 9
  - BUFFALO - 5
  - CORTLAND - 23
  - EMPIRE STATE - 41
  - FREDONIA - 6
  - GENESESE - 11
  - NEW PALTZ - 51
  - OLD WESTBURY - 62
  - OSWEGO - 46
  - OSTEGO - 28
  - PLATTSBURGH - 33
  - PURCHASE - 31
- HEALTH SCIENCES CENTERS**
  - BUFFALO - 4
  - BROOKLYN - 60
  - STONY BROOK - 65
  - SYRACUSE - 25
- SPECIALIZED COLLEGES**
  - ENVIRONMENTAL SCI & FOR - 26
  - MARITIME - 57
  - OPTOMETRY - 36
  - UTICA/PURCHASE - 36
- STATUTORY COLLEGES**
  - AG & LIFE SCIENCES - 16
  - CERAMICS - 13
  - HUMAN ECOLOGY - 17
  - INDUST & LABOR RELATIONS - 18
  - VETERINARY MEDICINE - 19
- COLLEGES OF TECH./AG.**
  - ALFRED - 54
  - COBLESKILL - 45
  - DELHI - 47
  - FARMINGDALE - 63
  - MORRISVILLE - 35
- COMMUNITY COLLEGES**
  - ADIRONDACK - 40
  - BROOKS - 21
  - CAPUGA COUNTY - 24
  - CLINTON - 34
  - COLUMBIA GREENE - 48
  - CC OF THE FINGER LAKES - 12
  - CORNING - 15
  - DUTCHESS - 52
  - ERIC - 2
  - FASHION INSTITUTE - 59
- COLLEGE OF TECH./AG.**
  - FULTON MONTGOMERY - 39
  - GENESESE - 8
  - HERKIMER COUNTY - 38
  - HUDSON VALLEY - 44
  - JAMESTOWN - 7
  - JEFFERSON - 29
  - MORRISVILLE - 35
  - MORRISVILLE - 35
  - NASSAU - 61
  - NICHOLS - 10
  - NORTH COUNTRY - 32
  - ORANGE COUNTY - 55
  - OSWEGO - 46
  - ROCKLAND - 54
  - SCHENECTADY COUNTY - 42
  - SUFFOLK COUNTY - 66
  - SULLIVAN COUNTY - 49
  - TOMPKINS/CORTLAND - 22
  - ULSTER COUNTY - 50
  - WESTCHESTER - 55

General Staff Office of Institutional Assessment  
State University of New York

The State University of New York  
New York State Department of Education

- ### INSTITUTIONS OF THE STATE UNIVERSITY OF NEW YORK (NUMERICAL LISTING)
1. NIAGARA COUNTY CC
  2. ERIC CC
  3. SUNY AT BUFFALO
  4. SUNY AT BROOKLYN
  5. SUNY COLLEGE AT BUFFALO
  6. SUNY COLLEGE AT FREDONIA
  7. JAMESTOWN CC
  8. GENESESE CC
  9. SUNY COLLEGE AT BROOKPORT
  10. MORRISVILLE CC
  11. SUNY COLLEGE AT GENESESE
  12. COMMUNITY COLLEGE OF THE FINGER LAKES
  13. COLLEGE OF CERAMICS
  14. COLLEGE OF TECHNOLOGY AT ALFRED
  15. CORNING CC
  16. SUNY COLLEGE OF AG & LIFE SCIENCES
  17. NYS SCHOOL OF HUMAN ECOLOGY
  18. NYS SCHOOL OF INDUSTRIAL & LABOR RELATIONS
  19. NYS COLLEGE OF VETERINARY MEDICINE
  20. SUNY AT BINGHAMTON
  21. BROOKS CC
  22. TOMPKINS/CORTLAND CC
  23. SUNY COLLEGE AT CORTLAND
  24. CAPUGA COUNTY CC
  25. HSC AT SYRACUSE
  26. ENVIRONMENTAL SCIENCE & FORESTRY
  27. ONTARIO CC
  28. SUNY COLLEGE AT OSWEGO
  29. SUNY COLLEGE AT CANTON
  30. SUNY COLLEGE AT PURCHASE
  31. SUNY COLLEGE AT FREDONIA
  32. SUNY COLLEGE AT PLATTSBURGH
  33. SUNY COLLEGE AT PLATTSBURGH
  34. CLINTON CC
  35. COLLEGE OF TECH. & AG. AT MORRISVILLE
  36. SUNY COLLEGE AT UTICA/PURCHASE
  37. MORRISVILLE CC
  38. HERKIMER COUNTY CC
  39. FULTON/MONTGOMERY CC
  40. ADIRONDACK CC
  41. EMPIRE STATE COLLEGE
  42. SCHENECTADY COUNTY CC
  43. SUNY AT ALBANY
  44. HUDSON VALLEY CC
  45. COLLEGE OF TECH. & AG. AT COBLESKILL
  46. SUNY COLLEGE AT ONEONTA
  47. COLLEGE OF TECHNOLOGY AT DELHI
  48. COLUMBIA GREENE CC
  49. SULLIVAN COUNTY CC
  50. ULSTER COUNTY CC
  51. SUNY COLLEGE AT NEW PALTZ
  52. DUTCHESS CC
  53. ORANGE COUNTY CC
  54. ROCKLAND CC
  55. WESTCHESTER CC
  56. WESTCHESTER CC
  57. SUNY COLLEGE AT PURCHASE
  58. SUNY COLLEGE AT PURCHASE
  59. STATE COLLEGE OF OPTOMETRY
  60. FASHION INSTITUTE OF TECHNOLOGY
  61. HSC AT BROOKLYN
  62. NASSAU CC
  63. SUNY COLLEGE AT OLD WESTBURY
  64. COLLEGE OF TECHNOLOGY AT FARMINGDALE
  65. SUNY AT STONY BROOK
  66. STONY BROOK HEALTH SCIENCES CENTER
  67. SUFFOLK COUNTY CC





## FOOTNOTES

<sup>a</sup>Original constituent institutions of the State University of New York at its establishment in 1948.

<sup>b</sup>Date of establishment as a state college or institution.

<sup>c</sup>Date of incorporation into State University of New York.

<sup>d</sup>As of July 1, 1975, New York City Community College and the other community colleges (not shown here) sponsored by the New York City Board of Higher Education were no longer a part of the State University of New York.

**NOTE:** Dates preceding date indicated for establishment as a state college or institution refer to institutional antecedents of the present college or university. These may have been private institutions or controlled by a governmental entity other than the state. Intermediate institutional developments such as other college affiliation or date of first baccalaureate program offering have been omitted for the sake of brevity.

\*The Health Sciences Centers at Buffalo and Stony Brook are shown separately here from their respective core campuses.

**PART I**  
**SUMMARY TABLES**

TOTAL CREDIT COURSE STUDENTS BY LEVEL, LOCATION AND REGION OF PERMANENT RESIDENCE - FALL 1991

INSTITUTION	ALL STUDENTS	FROM NEW YORK STATE	FROM OUTSIDE NEW YORK	COUNTY(S) OF LOCATION/SPONSORSHIP	LOCATION AND CONTIGUOUS COUNTIES	REGION OF LOCATION	FOREIGN STUDENTS
<b>STATE UNIVERSITY TOTAL</b>							
TOTAL	400777	383179	17598	216637	279755	307753	8352
	100.0	95.6	4.4	54.1	69.8	76.8	2.1
UNDERGRADUATE	360866	349964	10902	198777	255049	280165	3628
	100.0	97.0	3.0	55.1	70.7	77.6	1.0
GRADUATE	39911	33215	6696	17860	24706	27588	4724
	100.0	83.2	16.8	44.7	61.9	69.1	11.8
<b>FULL-TIME</b>							
TOTAL	242599	229016	13583	105901	141907	165869	6366
	100.0	94.4	5.6	43.7	58.5	68.4	2.6
UNDERGRADUATE	224852	216049	8803	99269	133772	156101	3000
	100.0	96.1	3.9	44.1	59.5	69.4	1.3
GRADUATE	17747	12967	4780	6632	8135	9768	3366
	100.0	73.1	26.9	37.4	45.8	55.0	19.0
<b>STATE-OPER./FUNDED TOTAL</b>							
TOTAL	204409	191495	12914	64830	98885	122401	6499
	100.0	93.7	6.3	31.7	48.4	59.9	3.2
UNDERGRADUATE	164576	158330	6246	47000	74209	94858	1792
	100.0	96.2	3.8	28.6	45.1	57.6	1.1
GRADUATE	39833	33165	6668	17830	24676	27543	4707
	100.0	83.3	16.7	44.8	61.9	69.1	11.8
<b>FULL-TIME</b>							
TOTAL	147324	136793	10531	36762	57316	77994	4904
	100.0	92.9	7.1	25.0	38.9	52.9	3.3
UNDERGRADUATE	129633	123859	5774	30151	49202	68297	1553
	100.0	95.5	4.5	23.3	38.0	52.7	1.2
GRADUATE	17691	12934	4757	6611	8114	9737	3351
	100.0	73.1	26.9	37.4	45.9	55.0	18.9
<b>UNIV. CENTERS (EXCL. HSC)</b>							
TOTAL	69450	63429	6021	25555	32932	40390	4043
	100.0	91.3	8.7	36.8	47.4	58.2	5.8
UNDERGRADUATE	49546	47706	1840	16080	21026	27065	772
	100.0	96.3	3.7	32.5	42.4	54.6	1.6
GRADUATE	19904	15723	4181	9475	11906	13325	3271
	100.0	79.0	21.0	47.6	59.8	66.9	16.4
<b>FULL-TIME</b>							
TOTAL	50007	45567	4440	13953	18045	24384	2926
	100.0	91.1	8.9	27.9	36.1	48.8	5.9
UNDERGRADUATE	40738	39038	1700	10388	13736	19339	684
	100.0	95.8	4.2	25.5	33.7	47.5	1.7
GRADUATE	9269	6529	2740	3565	4309	5045	2242
	100.0	70.4	29.6	38.5	46.5	54.4	24.2

(SEE APPENDIX A FOR THE DEFINITION OF THESE ORIGIN CONCEPTS)

TOTAL CREDIT COURSE STUDENTS BY  
LEVEL, LOCATION AND REGION OF  
PERMANENT RESIDENCE - FALL 1991

INSTITUTION	ALL STUDENTS	FROM NEW YORK STATE	FROM OUTSIDE NEW YORK	COUNTY(S) OF LOCATION/SPONSORSHIP	LOCATION AND CONTIGUOUS COUNTIES	REGION OF LOCATION	FOREIGN STUDENTS
<b>UNIV. CENTERS (INCL. HSC)</b>							
TOTAL	74402	68013	6389	28381	36287	44326	4336
PERCENT	100.0	91.4	8.6	38.1	48.8	59.6	5.8
UNDERGRADUATE	51293	49389	1904	17046	22192	28438	805
PERCENT	100.0	96.3	3.7	33.2	43.3	55.4	1.6
GRADUATE	23109	18624	4485	11335	14095	15888	3531
PERCENT	100.0	80.6	19.4	49.1	61.0	68.8	15.3
FULL-TIME	53636	48909	4727	15780	20238	27096	3150
PERCENT	100.0	91.2	8.8	29.4	37.7	50.5	5.9
UNDERGRADUATE	42147	40389	1758	11079	14587	20389	713
PERCENT	100.0	95.8	4.2	26.3	34.6	48.4	1.7
GRADUATE	11489	8520	2969	4701	5651	6707	2437
PERCENT	100.0	74.2	25.8	40.9	49.2	58.4	21.2
<b>ALBANY</b>							
TOTAL	18807	17564	1243	2989	6050	7251	689
PERCENT	100.0	93.4	6.6	15.9	32.2	38.6	3.7
UNDERGRADUATE	13553	13200	353	1579	3348	4065	97
PERCENT	100.0	97.4	2.6	11.7	24.7	30.0	.7
GRADUATE	5254	4364	890	1410	2702	3186	592
PERCENT	100.0	83.1	16.9	26.8	51.4	60.6	11.3
FULL-TIME	13005	12042	963	1153	2310	2967	529
PERCENT	100.0	92.6	7.4	8.9	17.8	22.8	4.1
UNDERGRADUATE	10717	10382	335	680	1479	1942	88
PERCENT	100.0	96.9	3.1	6.3	13.8	18.1	.8
GRADUATE	2288	1660	628	473	831	1025	441
PERCENT	100.0	72.6	27.4	20.7	36.3	44.8	19.3
<b>BINGHAMTON</b>							
TOTAL	11883	10676	1207	2638	3210	3729	536
PERCENT	100.0	89.8	10.2	22.2	27.0	31.4	4.5
UNDERGRADUATE	8928	8346	582	1307	1632	1978	116
PERCENT	100.0	93.5	6.5	14.6	18.3	22.2	1.3
GRADUATE	2955	2330	625	1331	1578	1751	420
PERCENT	100.0	78.8	21.2	45.0	53.4	59.3	14.2
FULL-TIME	9254	8419	835	1093	1373	1776	333
PERCENT	100.0	91.0	9.0	11.8	14.8	19.2	3.6
UNDERGRADUATE	8086	7538	548	704	921	1247	111
PERCENT	100.0	93.2	6.8	8.7	11.4	15.4	1.4
GRADUATE	1168	881	287	389	452	529	222
PERCENT	100.0	75.4	24.6	33.3	38.7	45.3	19.0



TOTAL CREDIT COURSE STUDENTS BY  
LEVEL, LOCATION AND REGION OF  
PERMANENT RESIDENCE - FALL 1991

INSTITUTION	ALL STUDENTS	FROM NEW YORK STATE	FROM OUTSIDE NEW YORK	COUNTY(S) OF LOCATION/SPONSORSHIP	LOCATION AND CONTIGUOUS COUNTIES	REGION OF LOCATION	FOREIGN STUDENTS
<b>BUFFALO (EXCL. HSC)</b>							
TOTAL	22960	21053	1907	11958	13920	15634	1543
	100.0	91.7	8.3	52.1	60.6	68.1	6.7
UNDERGRADUATE	16001	15572	429	8003	9431	10717	309
	100.0	97.3	2.7	50.0	58.9	67.0	1.9
GRADUATE	6959	5481	1478	3955	4489	4917	1234
	100.0	78.8	21.2	56.8	64.5	70.7	17.7
FULL-TIME	15743	14518	1225	6692	7933	9385	997
	100.0	92.2	7.8	42.5	50.4	59.6	6.3
UNDERGRADUATE	12196	11838	358	4901	5930	7141	245
	100.0	97.1	2.9	40.2	48.6	58.6	2.0
GRADUATE	3547	2680	867	1791	2003	2244	752
	100.0	75.6	24.4	50.5	56.5	63.3	21.2
<b>BUFFALO (INCL. HSC)</b>							
TOTAL	26015	23805	2210	13704	15908	17816	1794
	100.0	91.5	8.5	52.7	61.1	68.5	6.9
UNDERGRADUATE	17263	16782	481	8672	10229	11620	338
	100.0	97.2	2.8	50.2	59.3	67.3	2.0
GRADUATE	8752	7023	1729	5032	5679	6196	1456
	100.0	80.2	19.8	57.5	64.9	70.8	16.6
FULL-TIME	18027	16577	1450	7882	9283	10892	1181
	100.0	92.0	8.0	43.7	51.5	60.4	6.6
UNDERGRADUATE	13238	12834	404	5398	6530	7839	270
	100.0	96.9	3.1	40.8	49.3	59.2	2.0
GRADUATE	4789	3743	1046	2484	2753	3053	911
	100.0	78.2	21.8	51.9	57.5	63.8	19.0
<b>STONY BROOK (EXCL. HSC)</b>							
TOTAL	15800	14136	1664	7970	9752	13776	1275
	100.0	89.5	10.5	50.4	61.7	87.2	8.1
UNDERGRADUATE	11064	10588	476	5191	6615	10305	250
	100.0	95.7	4.3	46.9	59.8	93.1	2.3
GRADUATE	4736	3548	1188	2779	3137	3471	1025
	100.0	74.9	25.1	58.7	66.2	73.3	21.6
FULL-TIME	12005	10588	1417	5015	6429	10256	1067
	100.0	88.2	11.8	41.8	53.6	85.4	8.9
UNDERGRADUATE	9739	9280	459	4103	5406	9009	240
	100.0	95.3	4.7	42.1	55.5	92.5	2.5
GRADUATE	2266	1308	958	912	1023	1247	827
	100.0	57.7	42.3	40.2	45.1	55.0	36.5

TOTAL CREDIT COURSE STUDENTS BY  
LEVEL, LOCATION AND REGION OF  
PERMANENT RESIDENCE - FALL 1991

INSTITUTION	ALL STUDENTS	FROM NEW YORK STATE	FROM OUTSIDE NEW YORK	COUNTY(S) OF LOCATION/ SPONSORSHIP	LOCATION AND CONTIGUOUS COUNTIES	REGION OF LOCATION	FOREIGN STUDENTS
<b>STONY BROOK (INCL. HSC)</b>							
TOTAL	17697	15958	1729	9050	11119	15530	1317
UNDERGRADUATE	100.0	90.2	9.8	51.1	62.8	87.8	7.4
GRADUATE	11549	11061	488	5488	6983	10775	254
	100.0	95.8	4.2	47.5	60.5	93.3	2.2
	6148	4907	1241	3562	4136	4755	1063
	100.0	79.8	20.2	57.9	67.3	77.3	17.3
<b>FULL-TIME</b>							
UNDERGRADUATE	13350	11871	1479	5652	7272	11461	1107
GRADUATE	100.0	88.9	11.1	42.3	54.5	85.9	8.3
	10106	9635	471	4297	5657	9361	244
	100.0	95.3	4.7	42.5	56.0	92.6	2.4
	3244	2236	1008	1355	1615	2100	863
	100.0	68.9	31.1	41.8	49.8	64.7	26.6
<b>UNIVERSITY COLLEGES</b>							
TOTAL	88949	86706	2243	25785	4897	54214	895
UNDERGRADUATE	100.0	97.5	2.5	29.0	48.2	60.9	1.0
GRADUATE	77427	75434	1993	20824	33963	44697	753
	100.0	97.4	2.6	26.9	43.9	57.7	1.0
	11522	11272	250	8934	8934	9517	142
	100.0	97.8	2.2	43.1	77.5	82.6	1.2
<b>FULL-TIME</b>							
UNDERGRADUATE	62707	60843	1864	14466	25068	35200	700
GRADUATE	100.0	97.0	3.0	23.1	40.0	56.1	1.1
	60723	58988	1735	13662	23777	33768	611
	100.0	97.1	2.9	22.5	39.2	55.6	1.0
	1984	1855	129	804	1291	1432	89
	100.0	93.5	6.5	40.5	65.1	72.2	4.5
<b>BROCKPORT</b>							
TOTAL	9543	9375	168	4687	6021	7330	70
UNDERGRADUATE	100.0	98.2	1.8	49.1	63.1	76.8	.7
GRADUATE	7489	7386	103	3246	4205	5382	56
	100.0	98.6	1.4	43.3	56.1	71.9	.7
	2054	1989	65	1441	1816	1948	14
	100.0	96.8	3.2	70.2	88.4	94.8	.7
<b>FULL-TIME</b>							
UNDERGRADUATE	6203	6096	107	2268	2992	4133	60
GRADUATE	100.0	98.3	1.7	36.6	48.2	66.6	1.0
	5929	5839	90	2066	2764	3886	49
	100.0	98.5	1.5	34.8	46.6	65.5	.8
	274	257	17	202	228	247	11
	100.0	93.8	6.2	73.7	83.2	90.1	4.0

93

92

TOTAL CREDIT COURSE STUDENTS BY  
LEVEL, LOCATION AND REGION OF  
PERMANENT RESIDENCE - FALL 1991

INSTITUTION	ALL STUDENTS	FROM NEW YORK STATE	FROM OUTSIDE NEW YORK	COUNTY(S) OF LOCATION/SPONSORSHIP	LOCATION AND CONTIGUOUS COUNTIES	REGION OF LOCATION	FOREIGN STUDENTS
<b>BUFFALO (COLLEGE)</b>							
TOTAL	12471 NUMBER 100.0 PERCENT	12269 98.4	202 1.6	8322 66.7	9955 79.8	10585 84.9	144 1.2
UNDERGRADUATE	10503 NUMBER 100.0 PERCENT	10341 98.4	162 1.5	6859 65.3	8155 77.6	8743 83.2	121 1.2
GRADUATE	1968 NUMBER 100.0 PERCENT	1928 98.0	40 2.0	1463 74.3	1800 91.5	1842 93.6	23 1.2
FULL-TIME	8605 NUMBER 100.0 PERCENT	8430 98.0	175 2.0	5240 60.9	6283 73.0	6848 79.6	122 1.4
UNDERGRADUATE	8265 NUMBER 100.0 PERCENT	8112 98.1	153 1.9	5018 60.7	6017 72.8	6575 79.6	113 1.4
GRADUATE	340 NUMBER 100.0 PERCENT	318 93.5	22 6.5	222 65.3	266 78.2	273 80.3	9 2.6
<b>CORTLAND</b>							
TOTAL	7215 NUMBER 100.0 PERCENT	7054 97.8	161 2.2	474 6.6	2533 35.1	2735 37.9	48 .7
UNDERGRADUATE	5823 NUMBER 100.0 PERCENT	5678 97.5	145 2.5	326 5.6	1613 27.7	1780 30.6	36 .6
GRADUATE	1392 NUMBER 100.0 PERCENT	1376 98.9	16 1.1	148 10.6	920 66.1	955 68.6	12 .9
FULL-TIME	5616 NUMBER 100.0 PERCENT	5469 97.4	147 2.6	262 4.7	1427 25.4	1593 28.4	38 .7
UNDERGRADUATE	5379 NUMBER 100.0 PERCENT	5247 97.5	132 2.5	225 4.2	1285 23.9	1446 26.9	26 .5
GRADUATE	237 NUMBER 100.0 PERCENT	222 93.7	15 6.3	37 15.6	142 59.9	147 62.0	12 5.1
<b>EMPIRE STATE</b>							
TOTAL	6305 NUMBER 100.0 PERCENT	6195 98.3	110 1.7	134 2.1	566 9.0	914 14.5	67 1.1
UNDERGRADUATE	6097 NUMBER 100.0 PERCENT	5997 98.4	100 1.6	126 2.1	532 8.7	865 14.2	66 1.1
GRADUATE	208 NUMBER 100.0 PERCENT	198 95.2	10 4.8	8 3.8	34 16.3	49 23.6	1 .5
FULL-TIME	1124 NUMBER 100.0 PERCENT	1085 96.5	39 3.5	35 3.1	121 10.8	191 17.0	28 2.5
UNDERGRADUATE	1111 NUMBER 100.0 PERCENT	1073 96.6	38 3.4	35 3.2	116 10.4	186 16.7	27 2.4
GRADUATE	13 NUMBER 100.0 PERCENT	12 92.3	1 7.7	0 .0	5 38.5	5 38.5	1 7.7



TOTAL CREDIT COURSE STUDENTS BY  
LEVEL, LOCATION AND REGION OF  
PERMANENT RESIDENCE - FALL 1991

INSTITUTION	ALL STUDENTS	FROM NEW YORK STATE	FROM OUTSIDE NEW YORK	COUNTY(S) OF LOCATION/SPONSORSHIP	LOCATION AND CONTIGUOUS COUNTIES	REGION OF LOCATION	FOREIGN STUDENTS
<b>FREDONIA</b>							
TOTAL	4957	4874	83	1304	2718	3938	15
NUMBER	100.0	98.3	1.7	26.3	54.8	79.4	.3
PERCENT	4537	4456	81	1022	2329	3529	15
UNDERGRADUATE	100.0	98.2	1.8	22.5	51.3	77.8	.3
NUMBER	420	418	2	282	389	409	0
PERCENT	100.0	99.5	.5	67.1	92.6	97.4	.0
GRADUATE	4308	4231	77	839	2099	3300	14
NUMBER	100.0	98.2	1.8	19.5	48.7	76.6	.3
PERCENT	4240	4164	76	805	2053	3241	14
UNDERGRADUATE	100.0	98.2	1.8	19.0	48.4	76.4	.3
NUMBER	68	67	1	34	46	59	0
PERCENT	100.0	98.5	1.5	50.0	67.6	86.8	.0
GRADUATE	5065	4981	84	250	1445	2353	5
NUMBER	100.0	98.3	1.7	4.9	28.5	46.5	.1
PERCENT	4949	4866	83	226	1370	2267	5
UNDERGRADUATE	100.0	98.3	1.7	4.6	27.7	45.8	.1
NUMBER	116	115	1	24	75	86	0
PERCENT	100.0	99.1	.9	20.7	64.7	74.1	.0
GRADUATE	5672	5586	86	385	1884	2834	5
NUMBER	100.0	98.5	1.5	6.8	33.2	50.0	.1
PERCENT	5166	5081	85	276	1510	2428	5
UNDERGRADUATE	100.0	98.4	1.6	5.3	29.2	47.0	.1
NUMBER	506	505	1	109	374	406	0
PERCENT	100.0	99.8	.2	21.5	73.9	80.2	.0
GRADUATE	5065	4981	84	250	1445	2353	5
NUMBER	100.0	98.3	1.7	4.9	28.5	46.5	.1
PERCENT	4949	4866	83	226	1370	2267	5
UNDERGRADUATE	100.0	98.3	1.7	4.6	27.7	45.8	.1
NUMBER	116	115	1	24	75	86	0
PERCENT	100.0	99.1	.9	20.7	64.7	74.1	.0
GRADUATE	8475	8059	416	1431	3916	6603	214
NUMBER	100.0	95.1	4.9	16.9	46.2	77.9	2.5
PERCENT	6619	6270	349	1071	2747	5250	157
UNDERGRADUATE	100.0	94.7	5.3	16.2	41.5	79.3	2.4
NUMBER	1856	1789	67	360	1169	1353	57
PERCENT	100.0	96.4	3.6	19.4	63.0	72.9	3.1
GRADUATE	5123	4803	320	630	1643	3984	136
NUMBER	100.0	93.8	6.2	12.3	32.1	77.8	2.7
PERCENT	4863	4577	286	592	1538	3842	106
UNDERGRADUATE	100.0	94.1	5.9	12.2	31.6	79.0	2.2
NUMBER	260	226	34	38	105	142	30
PERCENT	100.0	86.9	13.1	14.6	40.4	54.6	11.5
GRADUATE							

27



TOTAL CREDIT COURSE STUDENTS BY  
LEVEL, LOCATION AND REGION OF  
PERMANENT RESIDENCE - FALL 1991

INSTITUTION	ALL STUDENTS	FROM NEW YORK STATE	FROM OUTSIDE NEW YORK	COUNTY(S) OF LOCATION/SPONSORSHIP	LOCATION AND CONTIGUOUS COUNTIES	REGION OF LOCATION	FOREIGN STUDENTS
<b>OLD WESTBURY</b>							
TOTAL	4194 100.0	4098 97.7	96 2.3	1983 47.3	3378 80.5	4065 96.9	85 2.0
UNDERGRADUATE	4194 100.0	4098 97.7	96 2.3	1983 47.3	3378 80.5	4065 96.9	85 2.0
FULL-TIME	2992 100.0	2905 97.1	87 2.9	1230 41.1	2226 74.4	2875 96.1	76 2.5
UNDERGRADUATE	2992 100.0	2905 97.1	87 2.9	1230 41.1	2226 74.4	2875 96.1	76 2.5
<b>ONEONTA</b>							
TOTAL	6018 100.0	5901 98.1	117 1.9	791 13.1	1552 25.8	1538 25.6	36 .6
UNDERGRADUATE	5471 100.0	5360 98.0	111 2.0	585 10.7	1135 20.7	1164 21.3	33 .6
GRADUATE	547 100.0	541 98.9	6 1.1	206 37.7	417 76.2	374 68.4	3 .5
FULL-TIME	5078 100.0	4975 98.0	103 2.0	423 8.3	894 17.6	939 18.5	32 .6
UNDERGRADUATE	4971 100.0	4873 98.0	98 2.0	379 7.6	830 16.7	873 17.6	29 .6
GRADUATE	107 100.0	102 95.3	5 4.7	44 41.1	64 59.8	66 61.7	3 2.8
<b>OSWEGO</b>							
TOTAL	8750 100.0	8652 98.9	98 1.1	1461 16.7	3814 43.6	3565 40.7	47 .5
UNDERGRADUATE	7621 100.0	7535 98.9	86 1.1	1153 15.1	2843 37.3	2717 35.7	37 .5
GRADUATE	1129 100.0	1117 98.9	12 1.1	308 27.3	971 86.0	848 75.1	10 .9
FULL-TIME	6785 100.0	6693 98.6	92 1.4	820 12.1	2312 34.1	2220 32.7	43 .6
UNDERGRADUATE	6616 100.0	6533 98.7	83 1.3	784 11.9	2197 33.2	2126 32.1	36 .5
GRADUATE	169 100.0	160 94.7	9 5.3	36 21.3	115 68.0	94 55.6	7 4.1

TOTAL CREDIT COURSE STUDENTS BY  
LEVEL, LOCATION AND REGION OF  
PERMANENT RESIDENCE - FALL 1991

INSTITUTION	ALL STUDENTS	FROM NEW YORK STATE	FROM OUTSIDE NEW YORK	COUNTY(S) OF LOCATION/SPONSORSHIP	LOCATION AND CONTIGUOUS COUNTIES	REGION OF LOCATION	FOREIGN STUDENTS
<b>PLATTSBURGH</b>							
TOTAL	6328 100.0	6165 97.4	163 2.6	1382 21.8	1936 30.6	3691 58.3	73 1.2
UNDERGRADUATE	5513 100.0	5362 97.3	151 2.7	1033 18.7	1427 25.9	2920 53.0	63 1.1
GRADUATE	815 100.0	803 98.5	12 1.5	349 42.8	509 62.5	771 94.6	10 1.2
FULL-TIME	5185 100.0	5029 97.0	156 3.0	795 15.3	1160 22.4	2623 50.6	68 1.3
UNDERGRADUATE	5008 100.0	4860 97.0	148 3.0	728 14.5	1062 21.2	2479 49.5	61 1.2
GRADUATE	177 100.0	169 95.5	8 4.5	67 37.9	98 55.4	144 81.4	7 4.0
<b>POTSDAM</b>							
TOTAL	4759 100.0	4642 97.5	117 2.5	1208 25.4	1997 42.0	2831 59.5	35 .7
UNDERGRADUATE	4169 100.0	4065 97.5	104 2.5	940 22.5	1482 35.5	2297 55.1	24 .6
GRADUATE	590 100.0	577 97.8	13 2.2	268 45.4	515 87.3	534 90.5	11 1.9
FULL-TIME	4113 100.0	4002 97.3	111 2.7	882 21.4	1420 34.5	2238 54.4	30 .7
UNDERGRADUATE	3922 100.0	3821 97.4	101 2.6	797 20.3	1289 32.9	2092 53.3	22 .6
GRADUATE	191 100.0	181 94.8	10 5.2	85 44.5	131 68.6	146 76.4	8 4.2
<b>PURCHASE</b>							
TOTAL	4262 100.0	3836 90.0	426 10.0	2223 52.2	2627 61.6	3585 84.1	56 1.3
UNDERGRADUATE	4225 100.0	3805 90.1	420 9.9	2204 52.2	2607 61.7	3557 84.2	55 1.3
GRADUATE	37 100.0	31 83.8	6 16.2	19 51.4	20 54.1	28 75.7	1 2.7
FULL-TIME	2510 100.0	2144 85.4	366 14.6	792 31.6	1046 41.7	1903 75.8	48 1.9
UNDERGRADUATE	2478 100.0	2118 85.5	360 14.5	777 31.4	1030 41.6	1880 75.9	47 1.9
GRADUATE	32 100.0	26 81.3	6 18.8	15 46.9	16 50.0	23 71.9	1 3.1

TOTAL CREDIT COURSE STUDENTS BY  
LEVEL, LOCATION AND REGION OF  
PERMANENT RESIDENCE - FALL 1991

INSTITUTION	ALL STUDENTS	FROM NEW YORK STATE	FROM OUTSIDE NEW YORK	COUNTRY(S) OF LOCATION/ SPONSORSHIP	LOCATION AND CONTIGUOUS COUNTIES	REGION OF LOCATION	FOREIGN STUDENTS
<b>HEALTH SCIENCES CENTERS</b>							
TOTAL	7617 100.0	7032 92.3	585 7.7	4224 55.5	4830 63.4	5791 76.0	400 5.3
UNDERGRADUATE	2697 100.0	2603 96.5	94 3.5	1610 59.7	1870 69.3	2175 80.6	45 1.7
GRADUATE	4920 100.0	4429 90.0	491 10.0	2614 53.1	2960 60.2	3616 73.5	355 7.2
FULL-TIME	5667 100.0	5235 92.4	432 7.6	2777 49.0	3178 56.1	4036 71.2	275 4.9
UNDERGRADUATE	1924 100.0	1846 95.9	78 4.1	997 51.8	1178 61.2	1446 75.2	38 2.0
GRADUATE	3743 100.0	3389 90.5	354 9.5	1780 47.6	2000 53.4	2590 69.2	237 6.3
<b>HSC-BROOKLYN SYRACUSE ONLY</b>							
TOTAL	2665 100.0	2448 91.9	217 8.1	1398 52.5	1475 55.3	1855 69.6	107 4.0
UNDERGRADUATE	950 100.0	920 96.8	30 3.2	644 67.8	704 74.1	802 84.4	12 1.3
GRADUATE	1715 100.0	1528 89.1	187 10.9	754 44.0	771 45.0	1053 61.4	95 5.5
FULL-TIME	2038 100.0	1893 92.9	145 7.1	950 46.6	985 48.3	1324 65.0	51 2.5
UNDERGRADUATE	515 100.0	495 96.1	20 3.9	306 59.4	327 63.5	396 76.9	9 1.7
GRADUATE	1523 100.0	1398 91.8	125 8.2	644 42.3	658 43.2	928 60.9	42 2.8
<b>BUFFALO (HSC)</b>							
TOTAL	3055 100.0	2752 90.1	303 9.9	1746 57.2	1988 65.1	2182 71.4	251 8.2
UNDERGRADUATE	1262 100.0	1210 95.9	52 4.1	669 53.0	798 63.2	903 71.6	29 2.3
GRADUATE	1793 100.0	1542 86.0	251 14.0	1077 60.1	1190 66.4	1279 71.3	222 12.4
FULL-TIME	2284 100.0	2059 90.1	225 9.9	1190 52.1	1350 59.1	1507 66.0	184 8.1
UNDERGRADUATE	1042 100.0	996 95.6	46 4.4	497 47.7	600 57.6	698 67.0	25 2.4
GRADUATE	1242 100.0	1063 85.6	179 14.4	693 55.8	750 60.4	809 65.1	159 12.8

TOTAL CREDIT COURSE STUDENTS BY  
LEVEL, LOCATION AND REGION OF  
PERMANENT RESIDENCE - FALL 1991

INSTITUTION	ALL STUDENTS	FROM NEW YORK STATE	FROM OUTSIDE NEW YORK	COUNTY(S) OF LOCATION/SPONSORSHIP	LOCATION AND CONTIGUOUS COUNTIES	REGION OF LOCATION	FOREIGN STUDENTS
<b>BROOKLYN</b>							
TOTAL	1591 100.0	1452 91.3	139 8.7	1076 67.6	1076 67.6	1407 88.4	76 4.8
UNDERGRADUATE	570 100.0	549 96.3	21 3.7	471 82.6	471 82.6	545 95.6	12 2.1
GRADUATE	1021 100.0	903 88.4	118 11.6	605 59.3	605 59.3	862 84.4	64 6.3
<b>FULL-TIME</b>							
UNDERGRADUATE	288 100.0	274 95.1	14 4.9	222 77.1	222 77.1	270 93.8	9 3.1
GRADUATE	878 100.0	808 92.0	70 8.0	521 59.3	521 59.3	767 87.4	23 2.6
<b>STONY BROOK (HSC)</b>							
TOTAL	1897 100.0	1832 96.6	65 3.4	1080 56.9	1080 56.9	1754 92.5	42 2.2
UNDERGRADUATE	485 100.0	473 97.5	12 2.5	297 61.2	297 61.2	470 96.9	4 .8
GRADUATE	1412 100.0	1359 96.2	53 3.8	783 55.5	783 55.5	1284 90.9	38 2.7
<b>FULL-TIME</b>							
UNDERGRADUATE	367 100.0	355 96.7	12 3.3	194 52.9	194 52.9	352 95.9	4 1.1
GRADUATE	978 100.0	928 94.9	50 5.1	443 45.3	443 45.3	853 87.2	36 3.7
<b>SYRACUSE</b>							
TOTAL	1074 100.0	996 92.7	78 7.3	322 30.0	322 30.0	448 41.7	31 2.9
UNDERGRADUATE	380 100.0	371 97.6	9 2.4	173 45.5	173 45.5	257 67.5	0 .0
GRADUATE	694 100.0	625 90.1	69 9.9	149 21.5	149 21.5	191 27.5	31 4.5
<b>FULL-TIME</b>							
UNDERGRADUATE	227 100.0	221 97.4	6 2.6	84 37.0	84 37.0	126 55.5	0 .0
GRADUATE	645 100.0	590 91.5	55 8.5	123 19.1	123 19.1	161 25.0	19 2.9



TOTAL CREDIT COURSE STUDENTS BY  
LEVEL, LOCATION AND REGION OF  
PERMANENT RESIDENCE - FALL 1991

INSTITUTION	ALL STUDENTS	FROM NEW YORK STATE	FROM OUTSIDE NEW YORK	COUNTY(S) OF LOCATION/ SPONSORSHIP	LOCATION AND CONTIGUOUS COUNTIES	REGION OF LOCATION	FOREIGN STUDENTS
<b>SPECIALIZED COLLEGES</b>							
TOTAL	5473	4767	706	1888	2324	3214	340
	100.0	87.1	12.9	34.5	42.5	58.7	6.2
UNDERGRADUATE	4094	3788	306	1337	1714	2450	50
	100.0	92.5	7.5	32.7	41.9	59.8	1.2
GRADUATE	1379	979	400	551	610	764	290
	100.0	71.0	29.0	40.0	44.2	55.4	21.0
FULL-TIME	3654	3162	492	1073	1329	1898	185
	100.0	86.5	13.5	29.4	36.4	51.9	5.1
UNDERGRADUATE	2996	2703	293	839	1080	1548	49
	100.0	90.2	9.8	28.0	36.0	51.7	1.6
GRADUATE	658	459	199	234	249	350	136
	100.0	69.8	30.2	35.6	37.8	53.2	20.7
<b>ENVIR. SCI. + FORESTRY</b>							
TOTAL	1709	1378	331	393	478	573	156
	100.0	80.6	19.4	23.0	28.0	33.5	9.1
UNDERGRADUATE	1077	968	109	197	250	321	7
	100.0	89.9	10.1	18.3	23.2	29.8	.6
GRADUATE	632	410	222	196	228	252	149
	100.0	64.9	35.1	31.0	36.1	39.9	23.6
FULL-TIME	1283	1052	231	219	280	358	95
	100.0	82.0	18.0	17.1	21.8	27.9	7.4
UNDERGRADUATE	994	891	103	162	210	276	7
	100.0	89.6	10.4	16.3	21.1	27.8	.7
GRADUATE	289	161	128	57	70	82	88
	100.0	55.7	44.3	19.7	24.2	28.4	30.4
<b>MARITIME</b>							
TOTAL	871	589	282	209	209	501	136
	100.0	67.6	32.4	24.0	24.0	57.5	15.6
UNDERGRADUATE	682	530	152	173	173	445	23
	100.0	77.7	22.3	25.4	25.4	65.2	3.4
GRADUATE	189	59	130	36	36	56	113
	100.0	31.2	68.8	19.0	19.0	29.6	59.8
FULL-TIME	691	517	174	167	167	433	44
	100.0	74.8	25.2	24.2	24.2	62.7	6.4
UNDERGRADUATE	655	508	147	163	163	425	22
	100.0	77.6	22.4	24.9	24.9	64.9	3.4
GRADUATE	36	9	27	4	4	8	22
	100.0	25.0	75.0	11.1	11.1	22.2	61.1



TOTAL CREDIT COURSE STUDENTS BY  
LEVEL, LOCATION AND REGION OF  
PERMANENT RESIDENCE - FALL 1991

INSTITUTION	ALL STUDENTS	FROM NEW YORK STATE	FROM OUTSIDE NEW YORK	COUNTY(S) OF LOCATION/SPONSORSHIP	LOCATION AND CONTIGUOUS COUNTIES	REGION OF LOCATION	FOREIGN STUDENTS
<b>OPTOMETRY</b>							
TOTAL	NUMBER 279 PERCENT 100.0	248 88.9	31 11.1	145 52.0	145 52.0	230 82.4	16 5.7
GRADUATE	NUMBER 279 PERCENT 100.0	248 88.9	31 11.1	145 52.0	145 52.0	230 82.4	16 5.7
FULL-TIME	NUMBER 279 PERCENT 100.0	248 88.9	31 11.1	145 52.0	145 52.0	230 82.4	16 5.7
GRADUATE	NUMBER 279 PERCENT 100.0	248 88.9	31 11.1	145 52.0	145 52.0	230 82.4	16 5.7
<b>TECHNOLOGY - UTICA/ROME</b>							
TOTAL	NUMBER 2614 PERCENT 100.0	2552 97.6	62 2.4	1141 43.6	1492 57.1	1910 73.1	32 1.2
UNDERGRADUATE	NUMBER 2335 PERCENT 100.0	2290 98.1	45 1.9	967 41.4	1291 55.3	1684 72.1	20 .9
GRADUATE	NUMBER 279 PERCENT 100.0	262 93.9	17 6.1	174 62.4	201 72.0	226 81.0	12 4.3
FULL-TIME	NUMBER 1401 PERCENT 100.0	1345 96.0	56 4.0	542 38.7	737 52.6	877 62.6	30 2.1
UNDERGRADUATE	NUMBER 1347 PERCENT 100.0	1304 96.8	43 3.2	514 38.2	707 52.5	847 62.9	20 1.5
GRADUATE	NUMBER 54 PERCENT 100.0	41 75.9	13 24.1	28 51.9	30 55.6	30 55.6	10 18.5
<b>STATUTORY COLLEGES</b>							
TOTAL	NUMBER 9078 PERCENT 100.0	6066 66.8	3012 33.2	461 5.1	668 7.4	1226 13.5	775 8.5
UNDERGRADUATE	NUMBER 6970 PERCENT 100.0	5304 76.1	1666 23.9	232 3.3	402 5.8	905 13.0	126 1.8
GRADUATE	NUMBER 2108 PERCENT 100.0	762 36.1	1346 63.9	229 10.9	266 12.6	321 15.2	649 30.8
FULL-TIME	NUMBER 7780 PERCENT 100.0	4818 61.9	2962 38.1	438 5.6	622 8.0	1132 14.6	772 9.9
UNDERGRADUATE	NUMBER 5743 PERCENT 100.0	4116 71.7	1627 28.3	37 3.7	357 6.2	812 14.1	125 2.2
GRADUATE	NUMBER 2037 PERCENT 100.0	702 34.5	1335 65.5	228 11.2	265 13.0	320 15.7	647 31.8

33

33

TOTAL CREDIT COURSE STUDENTS BY  
LEVEL, LOCATION AND REGION OF  
PERMANENT RESIDENCE - FALL 1991

INSTITUTION	ALL STUDENTS	FROM NEW YORK STATE	FROM OUTSIDE NEW YORK	COUNTY(S) OF LOCATION/ SPONSORSHIP	LOCATION AND CONTIGUOUS COUNTIES	REGION OF LOCATION	FOREIGN STUDENTS
<b>AGRIC. + LIFE SCIENCES</b>							
TOTAL	4264 100.0	2489 58.4	1775 41.6	224 5.3	320 7.5	545 12.8	542 12.7
UNDERGRADUATE	3101 100.0	2221 71.6	880 28.4	109 3.5	192 6.2	404 13.0	82 2.6
GRADUATE	1163 100.0	268 23.0	895 77.0	115 9.9	128 11.0	141 12.1	460 39.6
<b>FULL-TIME</b>							
TOTAL	4264 100.0	2489 58.4	1775 41.6	224 5.3	320 7.5	545 12.8	542 12.7
UNDERGRADUATE	3101 100.0	2221 71.6	880 28.4	109 3.5	192 6.2	404 13.0	82 2.6
GRADUATE	1163 100.0	268 23.0	895 77.0	115 9.9	128 11.0	141 12.1	460 39.6
<b>CERAMICS</b>							
TOTAL	858 100.0	562 65.5	296 34.5	51 5.9	95 11.1	263 30.7	42 4.9
UNDERGRADUATE	768 100.0	525 68.4	243 31.6	35 4.6	73 9.5	231 30.1	16 2.1
GRADUATE	90 100.0	37 41.1	53 58.9	16 17.8	22 24.4	32 35.6	26 28.9
<b>FULL-TIME</b>							
TOTAL	833 100.0	543 65.2	290 34.8	46 5.5	89 10.7	252 30.3	39 4.7
UNDERGRADUATE	747 100.0	507 67.9	240 32.1	31 4.1	68 9.1	221 29.6	15 2.0
GRADUATE	86 100.0	36 41.9	50 58.1	15 17.4	21 24.4	31 36.0	24 27.9
<b>HUMAN ECOLOGY</b>							
TOTAL	1481 100.0	952 64.3	529 35.7	70 4.7	92 6.2	158 10.7	115 7.8
UNDERGRADUATE	1252 100.0	892 71.2	360 28.8	51 4.1	69 5.5	130 10.4	25 2.0
GRADUATE	229 100.0	60 26.2	169 73.8	19 8.3	23 10.0	28 12.2	90 39.3
<b>FULL-TIME</b>							
TOTAL	1481 100.0	952 64.3	529 35.7	70 4.7	92 6.2	158 10.7	115 7.8
UNDERGRADUATE	1252 100.0	892 71.2	360 28.8	51 4.1	69 5.5	130 10.4	25 2.0
GRADUATE	229 100.0	60 26.2	169 73.8	19 8.3	23 10.0	28 12.2	90 39.3

TOTAL CREDIT COURSE STUDENTS BY  
LEVEL, LOCATION AND REGION OF  
PERMANENT RESIDENCE - FALL 1991

INSTITUTION	ALL STUDENTS	FROM NEW YORK STATE	FROM OUTSIDE NEW YORK	COUNTY(S) OF LOCATION/SPONSORSHIP	LOCATION AND CONTIGUOUS COUNTIES	REGION OF LOCATION	FOREIGN STUDENTS
<b>IND. + LABOR RELATIONS</b>							
TOTAL	NUMBER PERCENT	1786 86.9	269 13.1	61 3.0	98 4.8	177 8.6	33 1.6
UNDERGRADUATE	NUMBER PERCENT	1666 90.1	183 9.9	37 2.0	68 3.7	140 7.6	3 .2
GRADUATE	NUMBER PERCENT	120 58.3	86 41.7	24 11.7	30 14.6	37 18.0	30 14.6
FULL-TIME	NUMBER PERCENT	557 71.2	225 28.8	43 5.5	58 7.4	94 12.0	33 4.2
UNDERGRADUATE	NUMBER PERCENT	496 77.1	147 22.9	19 3.0	28 4.4	57 8.9	3 .5
GRADUATE	NUMBER PERCENT	61 43.9	78 56.1	24 17.3	30 21.6	37 26.6	30 21.6
<b>VETERINARY MEDICINE</b>							
TOTAL	NUMBER PERCENT	277 66.0	143 34.0	55 13.1	63 15.0	83 19.8	43 10.2
GRADUATE	NUMBER PERCENT	277 66.0	143 34.0	55 13.1	63 15.0	83 19.8	43 10.2
FULL-TIME	NUMBER PERCENT	277 66.0	143 34.0	55 13.1	63 15.0	83 19.8	43 10.2
GRADUATE	NUMBER PERCENT	277 66.0	143 34.0	55 13.1	63 15.0	83 19.8	43 10.2
<b>COLLEGES OF TECHNOLOGY/AGRIC.</b>							
TOTAL	NUMBER PERCENT	23495 98.5	347 1.5	6917 29.0	15234 63.9	17566 73.7	46 .2
UNDERGRADUATE	NUMBER PERCENT	23495 98.5	347 1.5	6917 29.0	15234 63.9	17566 73.7	46 .2
FULL-TIME	NUMBER PERCENT	17168 98.1	341 1.9	4055 23.2	9074 51.8	11344 64.8	46 .3
UNDERGRADUATE	NUMBER PERCENT	17168 98.1	341 1.9	4055 23.2	9074 51.8	11344 64.8	46 .3
<b>ALFRED</b>							
TOTAL	NUMBER PERCENT	3456 98.5	52 1.5	594 16.9	1493 42.6	2759 78.6	7 .2
UNDERGRADUATE	NUMBER PERCENT	3456 98.5	52 1.5	594 16.9	1493 42.6	2759 78.6	7 .2
FULL-TIME	NUMBER	3205	49	491	1264	2512	7

TOTAL CREDIT COURSE STUDENTS BY  
LEVEL, LOCATION AND REGION OF  
PERMANENT RESIDENCE - FALL 1991

INSTITUTION	ALL STUDENTS	FROM NEW YORK STATE	FROM OUTSIDE NEW YORK	COUNTY(S) OF LOCATION/SPONSORSHIP	LOCATION AND CONTIGUOUS COUNTIES	REGION OF LOCATION	FOREIGN STUDENTS
ALFRED (CONTINUED)							
UNDERGRADUATE	100.0	98.5	1.5	15.1	38.8	77.2	.2
	3254	3205	49	491	1264	2512	7
	100.0	98.5	1.5	15.1	38.8	77.2	.2
CANTON							
TOTAL	2298	2272	26	1292	1530	1754	10
	100.0	98.9	1.1	56.7	66.6	76.3	.4
UNDERGRADUATE	2298	2272	26	1292	1530	1754	10
	100.0	98.9	1.1	56.2	66.6	76.3	.4
FULL-TIME	1891	1865	26	899	1129	1352	10
	100.0	98.6	1.4	47.5	59.7	71.5	.5
UNDERGRADUATE	1891	1865	26	899	1129	1352	10
	100.0	98.6	1.4	47.5	59.7	71.5	.5
COBLESKILL							
TOTAL	2573	2453	120	342	759	1029	2
	100.0	95.3	4.7	13.3	29.5	40.0	.1
UNDERGRADUATE	2573	2453	120	342	759	1029	2
	100.0	95.3	4.7	13.3	29.5	40.0	.1
FULL-TIME	2409	2290	119	234	624	895	2
	100.0	95.1	4.9	9.7	25.9	37.2	.1
UNDERGRADUATE	2409	2290	119	234	624	895	2
	100.0	95.1	4.9	9.7	25.9	37.2	.1
DELHI							
TOTAL	2330	2279	51	422	741	750	0
	100.0	97.8	2.2	18.1	31.8	32.2	.0
UNDERGRADUATE	2330	2279	51	422	741	750	0
	100.0	97.8	2.2	18.1	31.8	32.2	.0
FULL-TIME	2143	2092	51	272	561	570	0
	100.0	97.6	2.4	12.7	26.2	26.6	.0
UNDERGRADUATE	2143	2092	51	272	561	570	0
	100.0	97.6	2.4	12.7	26.2	26.6	.0
FARMINGDALE							
TOTAL	9684	9654	30	3752	9006	9592	18
	100.0	99.7	.3	38.7	93.0	99.0	.2
UNDERGRADUATE	9684	9654	30	3752	9006	9592	18
	100.0	99.7	.3	38.7	93.0	99.0	.2
FULL-TIME	4959	4930	29	1811	4363	4890	18



TOTAL CREDIT COURSE STUDENTS BY  
LEVEL, LOCATION AND REGION OF  
PERMANENT RESIDENCE - FALL 1991

INSTITUTION	ALL STUDENTS	FROM NEW YORK STATE	FROM OUTSIDE NEW YORK	COUNTY(S) OF LOCATION/SPONSORSHIP	LOCATION AND CONTIGUOUS COUNTIES	REGION OF LOCATION	FOREIGN STUDENTS
<b>FARMINGDALE (CONTINUED)</b>							
UNDERGRADUATE NUMBER	100.0	99.4	.6	36.5	88.0	98.6	.4
UNDERGRADUATE PERCENT	4959	4930	29	1811	4363	4890	18
	100.0	99.4	.6	36.5	88.0	98.6	.4
<b>MORRISVILLE</b>							
TOTAL NUMBER	3449	3381	68	515	1705	1682	9
TOTAL PERCENT	100.0	98.0	2.0	14.9	49.4	48.8	.3
UNDERGRADUATE NUMBER	3449	3381	68	515	1705	1682	9
UNDERGRADUATE PERCENT	100.0	98.0	2.0	14.9	49.4	48.8	.3
FULL-TIME NUMBER	2853	2786	67	348	1133	1125	9
FULL-TIME PERCENT	100.0	97.7	2.3	12.2	39.7	39.4	.3
UNDERGRADUATE NUMBER	2853	2786	67	348	1133	1125	9
UNDERGRADUATE PERCENT	100.0	97.7	2.3	12.2	39.7	39.4	.3
<b>COMMUNITY COLLEGES</b>							
TOTAL NUMBER	196368	191684	4684	151807	180870	185352	1853
TOTAL PERCENT	100.0	97.6	2.4	77.3	92.1	94.4	.9
UNDERGRADUATE NUMBER	196290	191634	4656	151777	180840	185307	1836
UNDERGRADUATE PERCENT	100.0	97.6	2.4	77.3	92.1	94.4	.9
GRADUATE NUMBER	78	50	28	30	30	45	17
GRADUATE PERCENT	100.0	64.1	35.9	38.5	38.5	57.7	21.8
FULL-TIME NUMBER	9275	92223	3052	69139	84591	87875	1462
FULL-TIME PERCENT	100.0	96.8	3.2	72.6	88.8	92.2	1.5
UNDERGRADUATE NUMBER	92190	92190	3029	69118	84570	87844	1447
UNDERGRADUATE PERCENT	100.0	96.8	3.2	72.6	88.8	92.3	1.5
GRADUATE NUMBER	56	33	23	21	21	31	15
GRADUATE PERCENT	100.0	58.9	41.1	37.5	37.5	55.4	26.8
<b>ADIRONDACK</b>							
TOTAL NUMBER	3554	3523	31	2232	3427	3477	11
TOTAL PERCENT	100.0	99.1	.9	62.8	96.4	97.8	.3
UNDERGRADUATE NUMBER	3554	3523	31	2232	3427	3477	11
UNDERGRADUATE PERCENT	100.0	99.1	.9	62.8	96.4	97.8	.3
FULL-TIME NUMBER	1665	1652	13	1084	1588	1615	4
FULL-TIME PERCENT	100.0	99.2	.8	65.1	95.4	97.0	.2
UNDERGRADUATE NUMBER	1665	1652	13	1084	1588	1615	4
UNDERGRADUATE PERCENT	100.0	99.2	.8	65.1	95.4	97.0	.2

TOTAL CREDIT COURSE STUDENTS BY  
LEVEL, LOCATION AND REGION OF  
PERMANENT RESIDENCE - FALL 1991

INSTITUTION	ALL STUDENTS	FROM NEW YORK STATE	FROM OUTSIDE NEW YORK	COUNTY(S) OF LOCATION/ SPONSORSHIP	LOCATION AND CONTIGUOUS COUNTIES	REGION OF LOCATION	FOREIGN STUDENTS
<b>BROOME</b>							
TOTAL	NUMBER 6632 PERCENT 100.0	6304 95.1	328 4.9	5045 76.1	6129 92.4	6180 93.2	115 1.7
UNDERGRADUATE	NUMBER 6632 PERCENT 100.0	6304 95.1	328 4.9	5045 76.1	6129 92.4	6180 93.2	115 1.7
FULL-TIME	NUMBER 3593 PERCENT 100.0	3384 94.2	209 5.8	2670 74.3	3249 90.4	3287 91.5	99 2.8
UNDERGRADUATE	NUMBER 3593 PERCENT 100.0	3384 94.2	209 5.8	2670 74.3	3249 90.4	3287 91.5	99 2.8
<b>CAYUGA COUNTY</b>							
TOTAL	NUMBER 2715 PERCENT 100.0	2703 99.6	12 .4	1664 61.3	2540 93.6	2149 79.2	5 .2
UNDERGRADUATE	NUMBER 2715 PERCENT 100.0	2703 99.6	12 .4	1664 61.3	2540 93.6	2149 79.2	5 .2
FULL-TIME	NUMBER 1325 PERCENT 100.0	1315 99.2	10 .8	803 60.6	1185 89.4	993 74.9	4 .3
UNDERGRADUATE	NUMBER 1325 PERCENT 100.0	1315 99.2	10 .8	803 60.6	1185 89.4	993 74.9	4 .3
<b>CLINTON</b>							
TOTAL	NUMBER 2092 PERCENT 100.0	2072 99.0	20 1.0	1594 76.2	1767 84.5	1833 87.6	7 .3
UNDERGRADUATE	NUMBER 2092 PERCENT 100.0	2072 99.0	20 1.0	1594 76.2	1767 84.5	1833 87.6	7 .3
FULL-TIME	NUMBER 1138 PERCENT 100.0	1121 98.5	17 1.5	726 63.8	856 75.2	913 80.2	7 .6
UNDERGRADUATE	NUMBER 1138 PERCENT 100.0	1121 98.5	17 1.5	726 63.8	856 75.2	913 80.2	7 .6
<b>COLUMBIA-GREENE</b>							
TOTAL	NUMBER 1663 PERCENT 100.0	1652 99.3	11 .7	1475 88.7	1611 96.9	1533 92.2	6 .4
UNDERGRADUATE	NUMBER 1663 PERCENT 100.0	1652 99.3	11 .7	1475 88.7	1611 96.9	1533 92.2	6 .4
FULL-TIME	NUMBER 811 PERCENT 100.0	809 99.8	2 .2	721 88.9	783 96.5	745 91.9	2 .2
UNDERGRADUATE	NUMBER 811 PERCENT 100.0	809 99.8	2 .2	721 88.9	783 96.5	745 91.9	2 .2

TOTAL CREDIT COURSE STUDENTS BY  
LEVEL, LOCATION AND REGION OF  
PERMANENT RESIDENCE - FALL 1991

INSTITUTION	ALL STUDENTS	FROM NEW YORK STATE	FROM OUTSIDE NEW YORK	COUNTY(S) OF LOCATION/SPONSORSHIP	LOCATION AND CONTIGUOUS COUNTIES	REGION OF LOCATION	FOREIGN STUDENTS
<b>CC FINGER LAKES</b>							
TOTAL	3820	3808	12	1752	3559	3685	6
	100.0	99.7	.3	45.9	93.2	96.5	.2
UNDERGRADUATE	3820	3808	.3	1752	3559	3685	6
	100.0	99.7	.3	45.9	93.2	96.5	.2
FULL-TIME	2020	2012	8	865	1791	1903	4
	100.0	99.6	.4	42.8	88.7	94.2	.2
UNDERGRADUATE	2020	2012	8	865	1791	1903	4
	100.0	99.6	.4	42.8	88.7	94.2	.2
<b>CORNING</b>							
TOTAL	3800	3737	63	3494	3494	3553	8
	100.0	98.3	1.7	91.9	91.9	93.5	.2
UNDERGRADUATE	3800	3737	63	3494	3494	3553	8
	100.0	98.3	1.7	91.9	91.9	93.5	.2
FULL-TIME	1770	1738	32	1608	1608	1634	7
	100.0	98.2	1.8	90.8	90.8	92.3	.4
UNDERGRADUATE	1770	1738	32	1608	1608	1634	7
	100.0	98.2	1.8	90.8	90.8	92.3	.4
<b>DUTCHESS</b>							
TOTAL	7509	7445	64	5818	7035	7299	39
	100.0	99.1	.9	77.5	93.7	97.2	.5
UNDERGRADUATE	7509	7445	64	5818	7035	7299	39
	100.0	99.1	.9	77.5	93.7	97.2	.5
FULL-TIME	3071	3050	21	2307	2806	3002	13
	100.0	99.3	.7	75.1	91.4	97.8	.4
UNDERGRADUATE	3071	3050	21	2307	2806	3002	13
	100.0	99.3	.7	75.1	91.4	97.8	.4
<b>ERIE</b>							
TOTAL	14333	14203	130	13383	14035	14105	99
	100.0	99.1	.9	93.4	97.9	98.4	.7
UNDERGRADUATE	14333	14203	130	13383	14035	14105	99
	100.0	99.1	.9	93.4	97.9	98.4	.7
FULL-TIME	8102	7995	107	7483	7868	7915	85
	100.0	98.7	1.3	92.4	97.1	97.7	1.0
UNDERGRADUATE	8102	7995	107	7483	7868	7915	85
	100.0	98.7	1.3	92.4	97.1	97.7	1.0



TOTAL CREDIT COURSE STUDENTS BY  
LEVEL, LOCATION AND REGION OF  
PERMANENT RESIDENCE - FALL 1991

INSTITUTION	ALL STUDENTS	FROM NEW YORK STATE	FROM OUTSIDE NEW YORK	COUNTY(S) OF LOCATION/ SPONSORSHIP	LOCATION AND CONTIGUOUS COUNTIES	REGION OF LOCATION	FOREIGN STUDENTS
<b>FASHION INSTITUTE</b>							
TOTAL	12169	10287	1882	7865	7865	9750	409
	100.0	84.5	15.5	64.6	64.6	80.1	3.4
UNDERGRADUATE	12091	10237	1854	7835	7835	9705	392
	100.0	84.7	15.3	64.8	64.8	80.3	3.2
GRADUATE	78	50	28	30	30	45	17
	100.0	64.1	35.9	38.5	38.5	57.7	21.8
<b>FULL-TIME</b>							
TOTAL	4228	2940	1288	1577	1577	2639	407
	100.0	69.5	30.5	37.3	37.3	62.4	9.6
UNDERGRADUATE	4172	2907	1265	1556	1556	2608	392
	100.0	69.7	30.3	37.3	37.3	62.5	9.4
GRADUATE	56	33	23	21	21	31	15
	100.0	58.9	41.1	37.5	37.5	55.4	26.8
<b>FULTON-MONTGOMERY</b>							
TOTAL	1920	1825	95	1621	1767	1785	91
	100.0	95.1	4.9	84.4	92.0	93.0	4.7
UNDERGRADUATE	1920	1825	95	1621	1767	1785	91
	100.0	95.1	4.9	84.4	92.0	93.0	4.7
FULL-TIME	1055	984	71	850	933	948	68
	100.0	93.3	6.7	80.6	88.4	89.9	6.4
UNDERGRADUATE	1055	984	71	850	933	948	68
	100.0	93.3	6.7	80.6	88.4	89.9	6.4
<b>GENESEE</b>							
TOTAL	3677	3670	7	1398	3205	3436	0
	100.0	99.8	.2	38.0	87.2	93.4	.0
UNDERGRADUATE	3677	3670	7	1398	3205	3436	0
	100.0	99.8	.2	38.0	87.2	93.4	.0
FULL-TIME	2054	2047	7	733	1672	1835	0
	100.0	99.7	.3	35.7	81.4	89.3	.0
UNDERGRADUATE	2054	2047	7	733	1672	1835	0
	100.0	99.7	.3	35.7	81.4	89.3	.0
<b>HERKIMER COUNTY</b>							
TOTAL	2320	2301	19	996	1666	1690	3
	100.0	99.2	.8	42.9	71.8	72.8	.1
UNDERGRADUATE	2320	2301	19	996	1666	1690	3
	100.0	99.2	.8	42.9	71.8	72.8	.1
FULL-TIME	1742	1724	18	594	1120	1184	3

TOTAL CREDIT COURSE STUDENTS BY  
LEVEL, LOCATION AND REGION OF  
PERMANENT RESIDENCE - FALL 1991

INSTITUTION	ALL STUDENTS	FROM NEW YORK STATE	FROM OUTSIDE NEW YORK	COUNTY(S) OF LOCATION/SPONSORSHIP	LOCATION AND CONTIGUOUS COUNTIES	REGION OF LOCATION	FOREIGN STUDENTS
<b>HERKIMER COUNTY (CONTINUED)</b>							
UNDERGRADUATE	100.0	99.0	1.0	34.1	64.3	68.0	.2
PERCENT	1742	1724	18	594	1120	1184	3
PERCENT	100.0	99.0	1.0	34.1	64.3	68.0	.2
<b>HUDSON VALLEY</b>							
TOTAL	9568	9335	233	2911	8502	8840	64
PERCENT	100.0	97.6	2.4	30.4	88.9	92.4	.7
UNDERGRADUATE	9568	9335	233	2911	8502	8840	64
PERCENT	100.0	97.6	2.4	30.4	88.9	92.4	.7
FULL-TIME	5323	5147	176	1453	4545	4794	55
PERCENT	100.0	96.7	3.3	27.3	85.4	90.1	1.0
UNDERGRADUATE	5323	5147	176	1453	4545	4794	55
PERCENT	100.0	96.7	3.3	27.3	85.4	90.1	1.0
<b>JAMESTOWN</b>							
TOTAL	4423	4049	374	1677	3688	3954	17
PERCENT	100.0	91.5	8.5	37.9	83.4	89.4	.4
UNDERGRADUATE	4423	4049	374	1677	3688	3954	17
PERCENT	100.0	91.5	8.5	37.9	83.4	89.4	.4
FULL-TIME	2188	2064	124	816	1873	2032	8
PERCENT	100.0	94.3	5.7	37.3	85.6	92.9	.4
UNDERGRADUATE	2188	2064	124	816	1873	2032	8
PERCENT	100.0	94.3	5.7	37.3	85.6	92.9	.4
<b>JEFFERSON</b>							
TOTAL	2746	2737	9	2279	2650	2563	5
PERCENT	100.0	99.7	.3	83.0	96.5	93.3	.2
UNDERGRADUATE	2746	2737	9	2279	2650	2563	5
PERCENT	100.0	99.7	.3	83.0	96.5	93.3	.2
FULL-TIME	1370	1362	8	1079	1278	1224	5
PERCENT	100.0	99.4	.6	78.8	93.3	89.3	.4
UNDERGRADUATE	1370	1362	8	1079	1278	1224	5
PERCENT	100.0	99.4	.6	78.8	93.3	89.3	.4
<b>MOHAWK VALLEY</b>							
TOTAL	6389	6301	88	4718	5555	5452	47
PERCENT	100.0	98.6	1.4	73.8	86.9	85.3	.7
UNDERGRADUATE	6389	6301	88	4718	5555	5452	47
PERCENT	100.0	98.6	1.4	73.8	86.9	85.3	.7
FULL-TIME	3651	3565	86	2407	2930	2904	47

TOTAL CREDIT COURSE STUDENTS BY  
LEVEL, LOCATION AND REGION OF  
PERMANENT RESIDENCE - FALL 1991

INSTITUTION	ALL STUDENTS	FROM NEW YORK STATE	FROM OUTSIDE NEW YORK	COUNTY(S) OF LOCATION/SPONSORSHIP	LOCATION AND CONTIGUOUS COUNTIES	REGION OF LOCATION	FOREIGN STUDENTS
<b>MOHAWK VALLEY (CONTINUED)</b>							
UNDERGRADUATE	100.0	97.6	2.4	65.9	80.3	79.5	1.3
PERCENT	3651	3565	86	2407	2930	2904	47
NUMBER	100.0	97.6	2.4	65.9	80.3	79.5	1.3
PERCENT							
<b>MONROE</b>							
TOTAL	13406	13320	86	11666	12891	13037	86
NUMBER	100.0	99.4	.6	87.0	96.2	97.2	.6
PERCENT	13406	13320	86	11666	12891	13037	86
NUMBER	100.0	99.4	.6	87.0	96.2	97.2	.6
PERCENT							
<b>FULL-TIME</b>							
UNDERGRADUATE	6719	6646	73	5775	6405	6515	73
NUMBER	100.0	98.9	1.1	86.0	95.3	97.0	1.1
PERCENT	6719	6646	73	5775	6405	6515	73
NUMBER	100.0	98.9	1.1	86.0	95.3	97.0	1.1
PERCENT							
<b>NASSAU</b>							
TOTAL	21552	21284	268	18339	21154	21273	260
NUMBER	100.0	98.8	1.2	85.1	98.2	98.7	1.2
PERCENT	21552	21284	268	18339	21154	21273	260
NUMBER	100.0	98.8	1.2	85.1	98.2	98.7	1.2
PERCENT							
<b>FULL-TIME</b>							
UNDERGRADUATE	10304	10175	129	8461	10109	10171	123
NUMBER	100.0	98.7	1.3	82.1	98.7	98.7	1.2
PERCENT	10304	10175	129	8461	10109	10171	123
NUMBER	100.0	98.7	1.3	82.1	98.7	98.7	1.2
PERCENT							
<b>NIAGARA COUNTY</b>							
TOTAL	5345	5314	31	4417	5291	5303	30
NUMBER	100.0	99.4	.6	82.6	99.0	99.2	.6
PERCENT	5345	5314	31	4417	5291	5303	30
NUMBER	100.0	99.4	.6	82.6	99.0	99.2	.6
PERCENT							
<b>FULL-TIME</b>							
UNDERGRADUATE	3014	2990	24	2441	2971	2980	24
NUMBER	100.0	99.2	.8	81.0	98.6	98.9	.8
PERCENT	3014	2990	24	2441	2971	2980	24
NUMBER	100.0	99.2	.8	81.0	98.6	98.9	.8
PERCENT							
<b>NORTH COUNTRY</b>							
TOTAL	1533	1449	84	1131	1217	1267	10
NUMBER	100.0	94.5	5.5	73.8	79.4	82.6	.7
PERCENT	1533	1449	84	1131	1217	1267	10
NUMBER	100.0	94.5	5.5	73.8	79.4	82.6	.7
PERCENT							
<b>FULL-TIME</b>							
UNDERGRADUATE	839	802	37	563	625	661	5
NUMBER							

TOTAL CREDIT COURSE STUDENTS BY  
LEVEL, LOCATION AND REGION OF  
PERMANENT RESIDENCE - FALL 1991

INSTITUTION	ALL STUDENTS	FROM NEW YORK STATE	FROM OUTSIDE NEW YORK	COUNTY(S) OF LOCATION/SPONSORSHIP	LOCATION AND CONTIGUOUS COUNTIES	REGION OF LOCATION	FOREIGN STUDENTS
<b>NORTH COUNTRY (CONTINUED)</b>							
UNDERGRADUATE	100.0	95.6	4.4	67.1	74.5	78.8	.6
	839	802	37	563	625	661	5
	100.0	95.6	4.4	67.1	74.5	78.8	.6
<b>ONONDAGA</b>							
TOTAL	8406	8322	84	7047	7973	8024	67
	100.0	99.0	1.0	83.8	94.8	95.5	.8
UNDERGRADUATE	8406	8322	84	7047	7973	8024	67
	100.0	99.0	1.0	83.8	94.8	95.5	.8
FULL-TIME	4027	3962	65	3314	3750	3779	53
	100.0	98.4	1.6	82.3	93.1	93.8	1.3
UNDERGRADUATE	4027	3962	65	3314	3750	3779	53
	100.0	98.4	1.6	82.3	93.1	93.8	1.3
<b>ORANGE COUNTY</b>							
TOTAL	5957	5869	88	5199	5761	5792	10
	100.0	98.5	1.5	87.3	96.7	97.2	.2
UNDERGRADUATE	5957	5869	88	5199	5761	5792	10
	100.0	98.5	1.5	87.3	96.7	97.2	.2
FULL-TIME	2354	2304	50	2031	2250	2271	4
	100.0	97.9	2.1	86.3	95.6	96.5	.2
UNDERGRADUATE	2354	2304	50	2031	2250	2271	4
	100.0	97.9	2.1	86.3	95.6	96.5	.2
<b>ROCKLAND</b>							
TOTAL	8271	7951	320	7138	7679	7916	217
	100.0	96.1	3.9	86.3	92.8	95.7	2.6
UNDERGRADUATE	8271	7951	320	7138	7679	7916	217
	100.0	96.1	3.9	86.3	92.8	95.7	2.6
FULL-TIME	3817	3606	211	3195	3433	3589	165
	100.0	94.5	5.5	83.7	89.9	94.0	4.3
UNDERGRADUATE	3817	3606	211	3195	3433	3589	165
	100.0	94.5	5.5	83.7	89.9	94.0	4.3
<b>SCHENECTADY COUNTY</b>							
TOTAL	3403	3403	0	2067	3233	3330	0
	100.0	100.0	.0	60.7	95.0	97.9	.0
UNDERGRADUATE	3403	3403	0	2067	3233	3330	0
	100.0	100.0	.0	60.7	95.0	97.9	.0
FULL-TIME	1426	1426	0	769	1304	1369	0

TOTAL CREDIT COURSE STUDENTS BY  
LEVEL, LOCATION AND REGION OF  
PERMANENT RESIDENCE - FALL 1991

INSTITUTION	ALL STUDENTS	FROM NEW YORK STATE	FROM OUTSIDE NEW YORK	COUNTY(S) OF LOCATION/SPONSORSHIP	LOCATION AND CONTIGUOUS COUNTIES	REGION OF LOCATION	FOREIGN STUDENTS
<b>SCHENECTADY COUNTY (CONTINUED)</b>							
UNDERGRADUATE	100.0 1426 100.0	100.0 1426 100.0	.0 0 .0	53.9 769 53.9	91.4 1304 91.4	96.0 1369 96.0	.0 0 .0
<b>SUFFOLK COUNTY</b>							
TOTAL	20097 100.0	20097 100.0	0 0	19973 99.4	20007 99.6	20007 99.6	0 0
UNDERGRADUATE	20097 100.0	20097 100.0	0 0	19973 99.4	20007 99.6	20007 99.6	0 0
FULL-TIME	8562 100.0	8562 100.0	0 0	8481 99.1	8503 99.3	8503 99.3	0 0
UNDERGRADUATE	8562 100.0	8562 100.0	0 0	8481 99.1	8503 99.3	8503 99.3	0 0
<b>SULLIVAN COUNTY</b>							
TOTAL	2146 100.0	1993 92.9	153 7.1	1143 53.3	1320 61.5	1909 89.0	117 5.5
UNDERGRADUATE	2146 100.0	1993 92.9	153 7.1	1143 53.3	1320 61.5	1909 89.0	117 5.5
FULL-TIME	1477 100.0	1339 90.7	138 9.3	578 39.1	689 46.6	1267 85.8	110 7.4
UNDERGRADUATE	1477 100.0	1339 90.7	138 9.3	578 39.1	689 46.6	1267 85.8	110 7.4
<b>TOMPKINS-CORTLAND</b>							
TOTAL	2904 100.0	2838 97.7	66 2.3	2043 70.4	2409 83.0	2405 82.8	54 1.9
UNDERGRADUATE	2904 100.0	2838 97.7	66 2.3	2043 70.4	2409 83.0	2405 82.8	54 1.9
FULL-TIME	1485 100.0	1444 97.2	41 2.8	985 66.3	1190 80.1	1210 81.5	36 2.4
UNDERGRADUATE	1485 100.0	1444 97.2	41 2.8	985 66.3	1190 80.1	1210 81.5	36 2.4
<b>ULSTER COUNTY</b>							
TOTAL	2888 100.0	2861 99.1	27 .9	2454 85.0	2575 89.2	2794 96.7	9 .3
UNDERGRADUATE	2888 100.0	2861 99.1	27 .9	2454 85.0	2575 89.2	2794 96.7	9 .3
FULL-TIME	1472 100.0	1449 98.5	23 1.6	1124 76.3	1193 81.1	1399 94.4	8 .5

TOTAL CREDIT COURSE STUDENTS BY  
LEVEL, LOCATION AND REGION OF  
PERMANENT RESIDENCE - FALL 1991

INSTITUTION	ALL STUDENTS	FROM NEW YORK STATE	FROM OUTSIDE NEW YORK	COUNTY(S) OF LOCATION/SPONSORSHIP	LOCATION AND CONTIGUOUS COUNTIES	REGION OF LOCATION	FOREIGN STUDENTS
<b>ULSTER COUNTY (CONTINUED)</b>							
UNDERGRADUATE NUMBER	100.0	98.4	1.6	76.4	81.0	95.0	.5
UNDERGRADUATE PERCENT	1472	1449	23	1124	1193	1399	8
	100.0	98.4	1.6	76.4	81.0	95.0	.5
<b>WESTCHESTER</b>							
TOTAL NUMBER	11130	11031	99	9268	10865	11011	61
TOTAL PERCENT	100.0	99.1	.9	83.3	97.6	98.9	.5
UNDERGRADUATE NUMBER	11130	11031	99	9268	10865	11011	61
UNDERGRADUATE PERCENT	100.0	99.1	.9	83.3	97.6	98.9	.5
FULL-TIME NUMBER	4673	4609	64	3646	4507	4594	43
FULL-TIME PERCENT	100.0	98.6	1.4	78.0	96.4	98.3	.9
UNDERGRADUATE NUMBER	4673	4609	64	3646	4507	4594	43
UNDERGRADUATE PERCENT	100.0	98.6	1.4	78.0	96.4	98.3	.9

NEW UNDERGRADUATE STUDENTS BY  
LOCATION AND REGION OF  
PERMANENT RESIDENCE - FALL 1991

INSTITUTION	ALL STUDENTS	FROM NEW YORK STATE	FROM OUTSIDE NEW YORK	COUNTY(S) OF LOCATION/ SPONSORSHIP	LOCATION AND CONTIGUOUS COUNTIES	REGION OF LOCATION	FOREIGN STUDENTS
<b>STATE UNIVERSITY TOTAL</b>							
TOTAL	116023	112135	3888	59439	79836	88789	1194
	100.0	96.6	3.4	51.2	68.8	76.5	1.0
FIRST-TIME	83836	81463	2373	44824	59390	65331	613
	100.0	97.2	2.8	53.5	70.8	77.9	.7
TRANSFER	32187	30672	1515	14615	20446	23458	581
	100.0	95.3	4.7	45.4	63.5	72.9	1.8
<b>FULL-TIME</b>							
	79021	75832	3189	33942	47360	55573	966
	100.0	96.0	4.0	43.0	59.9	70.3	1.2
FIRST-TIME	58011	56029	1982	26350	35995	41534	487
	100.0	96.6	3.4	45.4	62.0	71.6	.8
TRANSFER	21010	19803	1207	7592	11365	14039	479
	100.0	94.3	5.7	36.1	54.1	66.8	2.3
<b>STATE-OPER./FUNDED TOTAL</b>							
TOTAL	51657	49558	2099	13363	22573	29370	584
	100.0	95.9	4.1	25.9	43.7	56.9	1.1
FIRST-TIME	32738	31483	1255	7189	13054	17564	214
	100.0	96.2	3.8	22.0	39.9	53.7	.7
TRANSFER	18919	18075	844	6174	9519	11806	370
	100.0	95.5	4.5	32.6	50.3	62.4	2.0
<b>FULL-TIME</b>							
	41651	39698	1953	8622	15276	21720	522
	100.0	95.3	4.7	20.7	36.7	52.1	1.3
FIRST-TIME	27340	26146	1194	4787	8964	13304	198
	100.0	95.6	4.4	17.5	32.8	48.7	.7
TRANSFER	14311	13552	759	3835	6312	8416	324
	100.0	94.7	5.3	26.8	44.1	58.8	2.3
<b>UNIV. CENTERS (EXCL. HSC)</b>							
TOTAL	15199	14573	626	4579	6503	8506	251
	100.0	95.9	4.1	30.1	42.8	56.0	1.7
FIRST-TIME	9208	8894	314	2007	3081	4389	63
	100.0	96.6	3.4	21.8	33.5	47.7	.7
TRANSFER	5991	5679	312	2572	3422	4117	188
	100.0	94.8	5.2	42.9	57.1	68.7	3.1
<b>FULL-TIME</b>							
	11757	11182	575	2695	3814	5603	216
	100.0	95.1	4.9	22.9	32.4	47.7	1.8
FIRST-TIME	7525	7217	308	1383	1930	3106	60
	100.0	95.9	4.1	18.4	25.6	41.3	.8
TRANSFER	4232	3965	267	1312	1884	2497	156
	100.0	93.7	6.3	31.0	44.5	59.0	3.7

(SEE APPENDIX A FOR THE DEFINITION OF THESE ORIGIN CONCEPTS)

UNDERGRADUATE STUDENTS BY  
LOCATION AND REGION OF  
PERMANENT RESIDENCE - FALL 1991

FROM OUTSIDE NEW YORK	COUNTY(S) OF LOCATION/ SPONSORSHIP	LOCATION AND CONTIGUOUS COUNTIES	REGION OF LOCATION	FOREIGN STUDENTS
645	4733	6707	8741	258
4.2	30.5	43.3	56.4	1.7
314	2007	3081	4389	63
3.4	21.8	33.5	47.7	.7
331	2726	3626	4352	195
5.3	43.4	57.7	69.2	3.1
593	2800	3962	5781	223
4.9	23.3	33.0	48.2	1.9
308	1383	1930	3106	60
4.1	18.4	25.6	41.3	.8
285	1417	2032	2675	163
6.4	31.7	45.5	59.8	3.6
138	697	1623	1960	59
2.8	13.9	32.4	39.1	1.2
65	473	1072	1259	4
1.9	13.6	30.7	36.1	.1
73	224	551	701	55
4.8	14.7	36.3	46.1	3.6
128	171	441	621	53
4.0	5.3	13.7	19.2	1.6
64	57	140	203	4
3.1	2.8	6.9	10.0	.2
64	114	301	418	49
5.4	9.6	25.4	35.2	4.1
198	297	382	500	48
8.0	12.0	15.4	20.1	1.9
137	75	110	186	21
8.0	4.4	6.4	10.8	1.2
61	222	272	314	27
8.0	28.9	35.5	40.9	3.5
194	191	260	372	47
8.3	8.2	11.1	15.9	2.0
135	57	91	167	20
8.0	3.4	5.4	9.9	1.2
59	134	169	205	27
9.1	20.7	26.1	31.6	4.2

67



NEW UNDERGRADUATE STUDENTS BY  
LOCATION AND REGION OF  
PERMANENT RESIDENCE - FALL 1991

INSTITUTION	ALL STUDENTS	FROM NEW YORK STATE	FROM OUTSIDE NEW YORK	COUNTY(S) OF LOCATION/ SPONSORSHIP	LOCATION AND CONTIGUOUS COUNTIES	REGION OF LOCATION	FOREIGN STUDENTS
<b>BUFFALO (EXCL. HSC)</b>							
TOTAL	4122 100.0	3994 96.9	128 3.1	1945 47.2	2358 57.2	2713 65.8	89 2.2
FIRST-TIME	2120 100.0	2073 97.8	47 2.2	785 37.0	971 45.8	1172 55.3	24 1.1
TRANSFER	2002 100.0	1921 96.0	81 4.0	1160 57.9	1387 69.3	1541 77.0	65 3.2
<b>FULL-TIME</b>							
FIRST-TIME	2989 100.0	2892 96.8	97 3.2	1012 33.9	1327 44.4	1655 55.4	63 2.1
TRANSFER	1977 100.0	1932 97.7	45 2.3	652 33.0	832 42.1	1032 52.2	22 1.1
TOTAL	1012 100.0	960 94.9	52 5.1	360 35.6	495 48.9	623 61.6	41 4.1
<b>BUFFALO (INCL. HSC)</b>							
TOTAL	4289 100.0	4148 96.7	141 3.3	2015 47.0	2455 57.2	2826 65.9	95 2.2
FIRST-TIME	2120 100.0	2073 97.8	47 2.2	785 37.0	971 45.8	1172 55.3	24 1.1
TRANSFER	2169 100.0	2075 95.7	94 4.3	1230 56.7	1484 68.4	1654 76.3	71 3.3
<b>FULL-TIME</b>							
FIRST-TIME	3128 100.0	3019 96.5	109 3.5	1060 33.9	1398 44.7	1741 55.7	69 2.2
TRANSFER	1977 100.0	1932 97.7	45 2.3	652 33.0	832 42.1	1032 52.2	22 1.1
TOTAL	1151 100.0	1087 94.4	64 5.6	408 35.4	566 49.2	709 61.6	47 4.1
<b>STONY BROOK (EXCL. HSC)</b>							
TOTAL	3587 100.0	3425 95.5	162 4.5	1640 45.7	2140 59.7	3333 92.9	55 1.5
FIRST-TIME	1885 100.0	1820 96.6	65 3.4	674 35.8	928 49.2	1772 94.0	14 .7
TRANSFER	1702 100.0	1605 94.3	97 5.7	966 56.8	1212 71.2	1561 91.7	41 2.4
<b>FULL-TIME</b>							
FIRST-TIME	3200 100.0	3044 95.1	156 4.9	1321 41.3	1786 55.8	2955 92.3	53 1.7
TRANSFER	1815 100.0	1751 96.5	64 3.5	617 34.0	867 47.8	1704 93.9	14 .8
TOTAL	1385 100.0	1293 93.4	92 6.6	704 50.8	919 66.4	1251 90.3	39 2.8

NEW UNDERGRADUATE STUDENTS BY  
LOCATION AND REGION OF  
PERMANENT RESIDENCE - FALL 199\*

INSTITUTION	ALL STUDENTS	FROM NEW YORK STATE	FROM OUTSIDE NEW YORK	COUNTY(S) OF LOCATION/SPONSORSHIP	LOCATION AND CONTIGUOUS COUNTIES	REGION OF LOCATION	FOREIGN STUDENTS
<b>STONY BROOK (INCL. HSC)</b>							
TOTAL	3716	3548	168	1724	2247	3455	56
	100.0	95.5	4.5	46.4	60.5	93.0	1.5
FIRST-TIME	1835	1820	65	674	928	1772	14
	100.0	96.6	3.4	35.8	49.2	94.0	.7
TRANSFER	1831	1728	103	1050	1319	1683	42
	100.0	94.4	5.6	57.3	72.0	91.9	2.3
FULL-TIME	3299	3137	162	1378	1863	3047	54
	100.0	95.1	4.9	41.8	56.5	92.4	1.6
FIRST-TIME	1815	1751	64	617	867	1704	14
	100.0	96.5	3.5	34.0	47.8	93.9	.8
TRANSFER	1484	1386	98	761	996	1343	40
	100.0	93.4	6.6	51.3	67.1	90.5	2.7
<b>UNIVERSITY COLLEGES</b>							
TOTAL	21972	21318	654	5386	9131	12312	239
	100.0	97.0	3.0	24.5	41.6	56.0	1.1
FIRST-TIME	12518	12164	354	2906	4748	6710	104
	100.0	97.2	2.8	23.2	37.9	53.6	.8
TRANSFER	9454	9154	300	2480	4383	5602	135
	100.0	96.8	3.2	26.2	46.4	59.3	1.4
FULL-TIME	17921	17330	591	3598	6569	9674	213
	100.0	96.7	3.3	20.1	36.7	54.0	1.2
FIRST-TIME	10639	10321	318	1818	3313	5254	92
	100.0	97.0	3.0	17.1	31.1	49.4	.9
TRANSFER	7282	7009	273	1780	3256	4420	121
	100.0	96.3	3.7	24.4	44.7	60.7	1.7
<b>BROCKPORT</b>							
TOTAL	2053	2029	24	698	973	1405	12
	100.0	98.8	1.2	34.0	47.4	68.4	.6
FIRST-TIME	1011	1002	9	277	395	649	2
	100.0	99.1	.9	27.4	39.1	64.2	.2
TRANSFER	1042	1027	15	421	578	756	10
	100.0	98.6	1.4	40.4	55.5	72.6	1.0
FULL-TIME	1883	1859	24	570	814	1237	12
	100.0	98.7	1.3	30.3	43.2	65.7	.6
FIRST-TIME	948	939	9	222	332	586	2
	100.0	99.1	.9	23.4	35.0	61.8	.2
TRANSFER	935	920	15	348	482	651	10
	100.0	98.4	1.6	37.2	51.6	69.6	1.1

71

70

NEW UNDERGRADUATE STUDENTS BY  
LOCATION AND REGION OF  
PERMANENT RESIDENCE - FALL 1991

INSTITUTION	ALL STUDENTS	FROM NEW YORK STATE	FROM OUTSIDE NEW YORK	COUNTY(S) OF LOCATION/SPONSORSHIP	LOCATION AND CONTIGUOUS COUNTIES	REGION OF LOCATION	FOREIGN STUDENTS
<b>BUFFALO (COLLEGE)</b>							
TOTAL	2618 100.0	2579 98.5	39 1.5	1565 59.8	1896 72.4	2089 79.8	24 .9
FIRST-TIME	1452 100.0	1435 98.8	17 1.2	882 60.7	1003 69.1	1113 76.7	12 .8
TRANSFER	1166 100.0	1144 98.1	22 1.9	683 58.6	893 76.6	976 83.7	12 1.0
<b>FULL-TIME</b>							
FIRST-TIME	2217 100.0	2179 98.3	38 1.7	1249 56.3	1513 68.2	1699 76.6	23 1.0
TRANSFER	1316 100.0	1300 98.8	16 1.2	766 58.2	876 66.6	980 74.5	11 .8
TOTAL	901 100.0	879 97.6	22 2.4	483 53.6	637 70.7	719 79.8	12 1.3
<b>CORTLAND</b>							
TOTAL	1853 100.0	1798 97.0	55 3.0	88 4.7	574 31.0	628 33.9	24 1.3
FIRST-TIME	1152 100.0	1132 98.3	20 1.7	43 3.7	315 27.3	348 30.2	3 .3
TRANSFER	701 100.0	666 95.0	35 5.0	45 6.4	259 36.9	280 39.9	21 3.0
<b>FULL-TIME</b>							
FIRST-TIME	1658 100.0	1610 97.1	48 2.9	55 3.3	400 24.1	452 27.3	18 1.1
TRANSFER	1010 100.0	990 98.0	20 2.0	24 2.4	185 18.3	216 21.4	3 .3
TOTAL	648 100.0	620 95.7	28 4.3	31 4.8	215 33.2	236 36.4	15 2.3
<b>EMPIRE STATE</b>							
TOTAL	1355 100.0	1347 99.4	8 .6	0 .0	0 .0	0 .0	0 .0
FIRST-TIME	249 100.0	248 99.6	1 .4	0 .0	0 .0	0 .0	0 .0
TRANSFER	1106 100.0	1099 99.4	7 .6	0 .0	0 .0	0 .0	0 .0
<b>FULL-TIME</b>							
FIRST-TIME	319 100.0	316 99.1	3 .9	0 .0	0 .0	0 .0	0 .0
TRANSFER	54 100.0	54 100.0	0 .0	0 .0	0 .0	0 .0	0 .0
TOTAL	265 100.0	262 98.9	3 1.1	0 .0	0 .0	0 .0	0 .0

NEW UNDERGRADUATE STUDENTS BY  
LOCATION AND REGION OF  
PERMANENT RESIDENCE - FALL 1991

INSTITUTION	ALL STUDENTS	FROM NEW YORK STATE	FROM OUTSIDE NEW YORK	COUNTY(S) OF LOCATION/SPONSORSHIP	LOCATION AND CONTIGUOUS COUNTIES	REGION OF LOCATION	FOREIGN STUDENTS
<b>FREDONIA</b>							
TOTAL	1306	1280	26	241	633	1008	8
	100.0	98.0	2.0	18.5	48.5	77.2	.6
FIRST-TIME	911	896	15	128	436	692	6
	100.0	98.4	1.6	14.1	47.9	76.0	.7
TRANSFER	395	384	11	113	197	316	2
	100.0	97.2	2.8	28.6	49.9	80.0	.5
FULL-TIME	1241	1217	24	189	570	945	7
	100.0	98.1	1.9	15.2	45.9	76.1	.6
FIRST-TIME	862	848	14	88	388	644	5
	100.0	98.4	1.6	10.2	45.0	74.7	.6
TRANSFER	379	369	10	101	182	301	2
	100.0	97.4	2.6	26.6	48.0	79.4	.5
<b>GENESEO</b>							
TOTAL	1482	1453	29	62	369	605	2
	100.0	98.0	2.0	4.2	24.9	40.8	.1
FIRST-TIME	1199	1174	25	33	225	423	1
	100.0	97.9	2.1	2.8	18.8	35.3	.1
TRANSFER	283	279	4	29	144	182	1
	100.0	98.6	1.4	10.2	50.9	64.3	.4
FULL-TIME	1414	1386	28	46	328	555	2
	100.0	98.0	2.0	3.3	23.2	39.3	.1
FIRST-TIME	1153	1129	24	23	202	393	1
	100.0	97.9	2.1	2.0	17.5	34.1	.1
TRANSFER	261	257	4	23	126	162	1
	100.0	98.5	1.5	8.8	48.3	62.1	.4
<b>NEW PALTZ</b>							
TOTAL	1744	1632	112	259	659	1369	45
	100.0	93.6	6.4	14.9	37.8	78.5	2.6
FIRST-TIME	737	686	51	81	169	556	17
	100.0	93.1	6.9	11.0	22.9	75.4	2.3
TRANSFER	1007	946	61	178	490	813	28
	100.0	93.9	6.1	17.7	48.7	80.7	2.8
FULL-TIME	1421	1319	102	168	433	1106	36
	100.0	92.8	7.2	11.8	30.5	77.8	2.5
FIRST-TIME	659	611	48	60	135	512	14
	100.0	92.7	7.3	9.1	20.5	77.7	2.1
TRANSFER	762	708	54	108	298	594	22
	100.0	92.9	7.1	14.2	39.1	78.0	2.9

NEW UNDERGRADUATE STUDENTS BY  
LOCATION AND REGION OF  
PERMANENT RESIDENCE - FALL 1991

INSTITUTION	ALL STUDENTS	FROM NEW YORK STATE	FROM OUTSIDE NEW YORK	COUNTY(S) OF LOCATION/SPONSORSHIP	LOCATION AND CONTIGUOUS COUNTIES	REGION OF LOCATION	FOREIGN STUDENTS
<b>OLD WESTBURY</b>							
TOTAL	1166 100.0	1132 97.1	34 2.9	509 43.7	924 79.2	1113 95.5	27 2.3
FIRST-TIME	386 100.0	369 95.6	17 4.4	101 26.2	232 60.1	364 94.3	14 3.6
TRANSFER	780 100.0	763 97.8	17 2.2	408 52.3	692 88.7	749 96.0	13 1.7
<b>FULL-TIME</b>							
FIRST-TIME	869 100.0	838 96.4	31 3.6	327 37.6	639 73.5	820 94.4	24 2.8
TRANSFER	354 100.0	339 95.8	15 4.2	83 23.4	203 57.3	334 94.4	12 3.4
<b>ONEONTA</b>							
TOTAL	1789 100.0	1738 97.1	51 2.9	256 14.3	484 27.1	510 28.5	22 1.2
FIRST-TIME	1126 100.0	1092 97.0	34 3.0	185 16.4	303 26.9	313 27.8	13 1.2
TRANSFER	663 100.0	646 97.4	17 2.6	71 10.7	181 27.3	197 29.7	9 1.4
<b>FULL-TIME</b>							
FIRST-TIME	1521 100.0	1479 97.2	42 2.8	121 8.0	285 18.7	322 21.2	18 1.2
TRANSFER	904 100.0	875 96.8	29 3.2	59 6.5	120 13.3	147 16.3	10 1.1
<b>OSWEGO</b>							
TOTAL	2272 100.0	2232 98.2	40 1.8	335 14.7	848 37.3	778 34.2	21 .9
FIRST-TIME	1555 100.0	1527 98.2	28 1.8	241 15.5	527 33.9	511 32.9	15 1.0
TRANSFER	717 100.0	705 98.3	12 1.7	94 13.1	321 44.8	267 37.2	6 .8
<b>FULL-TIME</b>							
FIRST-TIME	1952 100.0	1912 98.0	40 2.0	215 11.0	628 32.2	592 30.3	21 1.1
TRANSFER	1356 100.0	1328 97.9	28 2.1	151 11.1	384 28.3	382 28.2	15 1.1
<b>OSWEGO</b>							
TOTAL	596 100.0	584 98.0	12 2.0	64 10.7	244 40.9	210 35.2	6 1.0

NEW UNDERGRADUATE STUDENTS BY  
LOCATION AND REGION OF  
PERMANENT RESIDENCE - FALL 1991

INSTITUTION	ALL STUDENTS	FROM NEW YORK STATE	FROM OUTSIDE NEW YORK	COUNTY(S) OF LOCATION/SPONSORSHIP	LOCATION AND CONTIGUOUS COUNTIES	REGION OF LOCATION	FOREIGN STUDENTS
<b>PLATTSBURGH</b>							
TOTAL	1701	1648	53	316	440	917	28
	100.0	96.9	3.1	18.6	25.9	53.9	1.6
FIRST-TIME	871	854	17	126	164	395	2
	100.0	98.0	2.0	14.5	18.8	45.4	.2
TRANSFER	830	794	36	190	276	522	26
	100.0	95.7	4.3	22.9	33.3	62.9	3.1
FULL-TIME	1535	1482	53	206	306	761	28
	100.0	96.5	3.5	13.4	19.9	49.6	1.8
FIRST-TIME	842	825	17	100	138	369	2
	100.0	98.0	2.0	11.9	16.4	43.8	.2
TRANSFER	693	657	36	106	168	392	26
	100.0	94.8	5.2	15.3	24.2	56.6	3.8
<b>POTSDAM</b>							
TOTAL	1119	1074	45	221	349	593	13
	100.0	96.0	4.0	19.7	31.2	53.0	1.2
FIRST-TIME	785	748	37	157	228	395	11
	100.0	95.3	4.7	20.0	29.0	50.3	1.4
TRANSFER	334	326	8	64	121	198	2
	100.0	97.6	2.4	19.2	36.2	59.3	.6
FULL-TIME	1057	1013	44	182	299	541	12
	100.0	95.8	4.2	17.2	28.3	51.2	1.1
FIRST-TIME	725	689	36	118	178	344	10
	100.0	95.0	5.0	16.3	24.6	47.4	1.4
TRANSFER	332	324	8	64	121	197	2
	100.0	97.6	2.4	19.3	36.4	59.3	.6
<b>PURCHASE</b>							
TOTAL	1514	1376	138	836	982	1297	13
	100.0	90.9	9.1	55.2	64.9	85.7	.9
FIRST-TIME	1084	1001	83	652	751	951	8
	100.0	92.3	7.7	60.1	69.3	87.7	.7
TRANSFER	430	375	55	184	231	346	5
	100.0	87.2	12.8	42.8	53.7	80.5	1.2
FULL-TIME	834	720	114	270	354	644	12
	100.0	86.3	13.7	32.4	42.4	77.2	1.4
FIRST-TIME	456	394	62	124	172	347	7
	100.0	86.4	13.6	27.2	37.7	76.1	1.5
TRANSFER	378	326	52	146	182	297	5
	100.0	86.2	13.8	38.6	48.1	78.6	1.3

79

78

NEW UNDERGRADUATE STUDENTS BY  
LOCATION AND REGION OF  
PERMANENT RESIDENCE - FALL 1991

INSTITUTION	ALL STUDENTS	FROM NEW YORK STATE	FROM OUTSIDE NEW YORK	COUNTY(S) OF LOCATION/SPONSORSHIP	LOCATION AND CONTIGUOUS COUNTIES	REGION OF LOCATION	FOREIGN STUDENTS
<b>HEALTH SCIENCES CENTERS</b>							
TOTAL	698	662	36	407	484	556	12
	100.0	94.8	5.2	58.3	69.3	79.7	1.7
FIRST-TIME	17	17	0	5	7	7	0
	100.0	100.0	.0	29.4	41.2	41.2	.0
TRANSFER	681	645	36	402	477	549	12
	100.0	94.7	5.3	59.0	70.0	80.6	1.8
FULL-TIME	487	457	30	252	307	366	12
	100.0	93.8	6.2	51.7	63.0	75.2	2.5
FIRST-TIME	17	17	0	5	7	7	0
	100.0	100.0	.0	29.4	41.2	41.2	.0
TRANSFER	470	440	30	247	300	359	12
	100.0	93.6	6.4	52.6	63.8	76.4	2.6
<b>HSC-BROOKLYN SYRACUSE ONLY</b>							
TOTAL	402	385	17	253	280	321	5
	100.0	95.8	4.2	62.9	69.7	79.9	1.2
FIRST-TIME	17	17	0	5	7	7	0
	100.0	100.0	.0	29.4	41.2	41.2	.0
TRANSFER	385	368	17	248	273	314	5
	100.0	95.6	4.4	64.4	70.9	81.6	1.3
FULL-TIME	249	237	12	147	159	188	5
	100.0	95.2	4.8	59.0	63.9	75.5	2.0
FIRST-TIME	17	17	0	5	7	7	0
	100.0	100.0	.0	29.4	41.2	41.2	.0
TRANSFER	232	220	12	142	152	181	5
	100.0	94.8	5.2	61.2	65.5	78.0	2.2
<b>BUFFALO (HSC)</b>							
TOTAL	167	154	13	70	97	113	6
	100.0	92.2	7.8	41.9	58.1	67.7	3.6
TRANSFER	167	154	13	70	97	113	6
	100.0	92.2	7.8	41.9	58.1	67.7	3.6
FULL-TIME	139	127	12	48	71	86	6
	100.0	91.4	8.6	34.5	51.1	61.9	4.3
TRANSFER	139	127	12	48	71	86	6
	100.0	91.4	8.6	34.5	51.1	61.9	4.3

NEW UNDERGRADUATE STUDENTS BY  
LOCATION AND REGION OF  
PERMANENT RESIDENCE - FALL 1991

INSTITUTION	ALL STUDENTS	FROM NEW YORK STATE	FROM OUTSIDE NEW YORK	COUNTY(S) OF LOCATION/ SPONSOR TIP	LOCATION AND CONTIGUOUS COUNTIES	REGION OF LOCATION	FOREIGN STUDENTS
<b>BROOKLYN</b>							
TOTAL	229	218	11	183	183	216	5
	100.0	95.2	4.8	79.9	79.9	94.3	2.2
TRANSFER	229	218	11	183	183	216	5
	100.0	95.2	4.8	79.9	79.9	94.3	2.2
FULL-TIME	144	135	9	110	110	133	5
	100.0	93.8	6.3	76.4	76.4	92.4	3.5
TRANSFER	144	135	9	110	110	133	5
	100.0	93.8	6.3	76.4	76.4	92.4	3.5
<b>STONY BROOK (HSC)</b>							
TOTAL	129	123	6	84	107	122	1
	100.0	95.3	4.7	65.1	82.9	94.6	.8
TRANSFER	129	123	6	84	107	122	1
	100.0	95.3	4.7	65.1	82.9	94.6	.8
FULL-TIME	99	93	6	57	77	92	1
	100.0	93.9	6.1	57.6	77.8	92.9	1.0
TRANSFER	99	93	6	57	77	92	1
	100.0	93.9	6.1	57.6	77.8	92.9	1.0
<b>SYRACUSE</b>							
TOTAL	173	167	6	70	97	105	0
	100.0	96.5	3.5	40.5	56.1	60.7	.0
FIRST-TIME	17	17	0	5	7	7	0
	100.0	100.0	.0	29.4	41.2	41.2	.0
TRANSFER	156	150	6	65	90	98	0
	100.0	96.2	3.8	41.7	57.7	62.8	.0
FULL-TIME	105	102	3	37	49	55	0
	100.0	97.1	2.9	35.2	46.7	52.4	.0
FIRST-TIME	17	17	0	5	7	7	0
	100.0	100.0	.0	29.4	41.2	41.2	.0
TRANSFER	88	85	3	32	42	48	0
	100.0	96.6	3.4	36.4	47.7	54.5	.0
<b>SPECIALIZED COLLEGES</b>							
TOTAL	1438	1327	111	431	562	784	17
	100.0	92.3	7.7	30.0	39.1	54.5	1.2
FIRST-TIME	268	216	52	62	70	149	7
	100.0	80.6	19.4	23.1	26.1	55.6	2.6
TRANSFER	1170	1111	59	369	492	635	10
	100.0	95.0	5.0	31.5	42.1	54.3	.9

83

82



NEW UNDERGRADUATE STUDENTS BY  
LOCATION AND REGION OF  
PERMANENT RESIDENCE - FALL 1991

INSTITUTION	ALL STUDENTS	FROM NEW YORK STATE	FROM OUTSIDE NEW YORK	COUNTY(S) OF LOCATION/SPONSORSHIP	LOCATION AND CONTIGUOUS COUNTIES	REGION OF LOCATION	FOREIGN STUDENTS
<b>SPECIALIZED COLLEGES (CONTINUED)</b>							
FULL-TIME	NUMBER 1196 PERCENT 100.0	1091 91.2	105 8.8	310 25.9	404 33.8	591 49.4	17 1.4
FIRST-TIME	NUMBER 266 PERCENT 100.0	215 80.8	51 19.2	61 22.9	69 25.9	148 55.6	7 2.6
TRANSFER	NUMBER 930 PERCENT 100.0	876 94.2	54 5.8	249 26.8	335 36.0	443 47.6	10 1.1
<b>ENVIR. SCI. + FORESTRY</b>							
TOTAL	NUMBER 408 PERCENT 100.0	360 88.2	48 11.8	60 14.7	82 20.1	104 25.5	5 1.2
FIRST-TIME	NUMBER 80 PERCENT 100.0	70 87.5	10 12.5	11 13.8	19 23.8	19 23.8	1 1.3
TRANSFER	NUMBER 328 PERCENT 100.0	290 88.4	38 11.6	49 14.9	63 19.2	85 25.9	4 1.2
FULL-TIME	NUMBER 382 PERCENT 100.0	339 88.7	43 11.3	51 13.4	72 18.8	93 24.3	5 1.3
FIRST-TIME	NUMBER 78 PERCENT 100.0	69 88.5	9 11.5	10 12.8	18 23.1	18 23.1	1 1.3
TRANSFER	NUMBER 304 PERCENT 100.0	270 88.8	34 11.2	41 13.5	54 17.8	75 24.7	4 1.3
<b>MARITIME</b>							
TOTAL	NUMBER 227 PERCENT 100.0	179 78.9	48 21.1	61 26.9	61 26.9	154 67.8	8 3.5
FIRST-TIME	NUMBER 188 PERCENT 100.0	146 77.7	42 22.3	51 27.1	51 27.1	130 69.1	6 3.2
TRANSFER	NUMBER 39 PERCENT 100.0	33 84.6	6 15.4	10 25.6	10 25.6	24 61.5	2 5.1
FULL-TIME	NUMBER 226 PERCENT 100.0	178 78.8	48 21.2	60 26.5	60 26.5	153 67.7	8 3.5
FIRST-TIME	NUMBER 138 PERCENT 100.0	146 77.7	42 22.3	51 27.1	51 27.1	130 69.1	6 3.2
TRANSFER	NUMBER 38 PERCENT 100.0	32 84.2	6 15.8	9 23.7	9 23.7	23 60.5	2 5.3
<b>OPTOMETRY</b>							



NEW UNDERGRADUATE STUDENTS BY  
LOCATION AND REGION OF  
PERMANENT RESIDENCE - FALL 1991

INSTITUTION	ALL STUDENTS	FROM NEW YORK STATE	FROM OUTSIDE NEW YORK	COUNTY(S) OF LOCATION/SPONSORSHIP	LOCATION AND CONTIGUOUS COUNTIES	REGION OF LOCATION	FOREIGN STUDENTS
<b>TECHNOLOGY - UTICA/ROME</b>							
TOTAL	NUMBER 100.0	788 98.1	15 1.9	310 38.6	419 52.2	526 65.5	4 .5
TRANSFER	NUMBER 100.0	788 98.1	15 1.9	310 38.6	419 52.2	526 65.5	4 .5
FULL-TIME	NUMBER 100.0	574 97.6	14 2.4	199 33.8	272 46.3	345 58.7	4 .7
TRANSFER	NUMBER 100.0	574 97.6	14 2.4	199 33.8	272 46.3	345 58.7	4 .7
<b>STATUTORY COLLEGES</b>							
TOTAL	NUMBER 100.0	1437 74.1	503 25.9	61 3.1	111 5.7	258 13.3	45 2.3
FIRST-TIME	NUMBER 100.0	1095 73.5	395 26.5	31 2.1	62 4.2	159 10.7	29 1.9
TRANSFER	NUMBER 100.0	342 76.0	108 24.0	30 6.7	49 10.9	99 22.0	16 3.6
FULL-TIME	NUMBER 100.0	1149 70.3	486 29.7	56 3.4	103 6.3	247 15.1	44 2.7
FIRST-TIME	NUMBER 100.0	808 68.1	378 31.9	26 2.2	54 4.6	149 12.6	28 2.4
TRANSFER	NUMBER 100.0	341 75.9	108 24.1	30 6.7	49 10.9	98 21.8	16 3.6
<b>AGRIC. + LIFE SCIENCES</b>							
TOTAL	NUMBER 100.0	645 70.3	272 29.7	37 4.0	65 7.1	129 14.1	29 3.2
FIRST-TIME	NUMBER 100.0	430 67.0	212 33.0	16 2.5	33 5.1	69 10.7	21 3.3
TRANSFER	NUMBER 100.0	215 78.2	60 21.8	21 7.6	32 11.6	60 21.8	8 2.9
FULL-TIME	NUMBER 100.0	645 70.3	272 29.7	37 4.0	65 7.1	129 14.1	29 3.2
FIRST-TIME	NUMBER 100.0	430 67.0	212 33.0	16 2.5	33 5.1	69 10.7	21 3.3
TRANSFER	NUMBER 100.0	215 78.2	60 21.8	21 7.6	32 11.6	60 21.8	8 2.9

87

86

NEW UNDERGRADUATE STUDENTS BY  
LOCATION AND REGION OF  
PERMANENT RESIDENCE - FALL 1991

INSTITUTION	ALL STUDENTS	FROM NEW YORK STATE	FROM OUTSIDE NEW YORK	COUNTY(S) OF LOCATION/SPONSORSHIP	LOCATION AND CONTIGUOUS COUNTIES	REGION OF LOCATION	FOREIGN STUDENTS	
<b>CERAMICS</b>								
TOTAL	252	177	75	9	18	75	5	
NUMBER	100.0	70.2	29.8	3.6	7.1	29.8	2.0	
PERCENT	199	141	58	.6	14	62	4	
FIRST-TIME	100.0	70.9	29.1	3.0	7.0	31.2	2.0	
NUMBER	53	36	17	3	4	13	1	
PERCENT	100.0	67.9	32.1	5.7	7.5	24.5	1.9	
TRANSFER	247	174	73	8	17	72	4	
NUMBER	100.0	70.4	29.6	3.2	6.9	29.1	1.6	
PERCENT	195	139	56	5	13	60	3	
FIRST-TIME	100.0	71.3	28.7	2.6	6.7	30.8	1.5	
NUMBER	52	35	17	3	4	12	1	
PERCENT	100.0	67.3	32.7	5.8	7.7	23.1	1.9	
TRANSFER	338	233	105	8	15	35	9	
NUMBER	100.0	68.9	31.1	2.4	4.4	10.4	2.7	
PERCENT	254	170	84	3	5	14	4	
FIRST-TIME	100.0	66.9	33.1	1.2	2.0	5.5	1.6	
NUMBER	84	63	21	5	10	21	5	
PERCENT	100.0	75.0	25.0	6.0	11.9	25.0	6.0	
TRANSFER	338	233	105	8	15	35	9	
NUMBER	100.0	68.9	31.1	2.4	4.4	10.4	2.7	
PERCENT	254	170	84	3	5	14	4	
FIRST-TIME	100.0	66.9	33.1	1.2	2.0	5.5	1.6	
NUMBER	84	63	21	5	10	21	5	
PERCENT	100.0	75.0	25.0	6.0	11.9	25.0	6.0	
TRANSFER	433	382	51	7	13	19	2	
NUMBER	100.0	88.2	11.8	1.6	3.0	4.4	.5	
PERCENT	395	354	41	6	10	14	0	
FIRST-TIME	100.0	89.6	10.4	1.5	2.5	3.5	.0	
NUMBER	38	28	10	1	3	5	2	
PERCENT	100.0	73.7	26.3	2.6	7.9	13.2	5.3	
TRANSFER	133	97	36	3	6	11	2	
NUMBER	100.0	72.9	27.1	2.3	4.5	8.3	1.5	
PERCENT	95	69	26	2	3	6	0	
FIRST-TIME	100.0	72.6	27.4	2.1	3.2	6.3	.0	
NUMBER	38	28	10	1	3	5	2	
PERCENT	100.0	73.7	26.3	2.6	7.9	13.2	5.3	
TRANSFER	<b>IND. + LABOR RELATIONS</b>							
TOTAL	433	382	51	7	13	19	2	
NUMBER	100.0	88.2	11.8	1.6	3.0	4.4	.5	
PERCENT	395	354	41	6	10	14	0	
FIRST-TIME	100.0	89.6	10.4	1.5	2.5	3.5	.0	
NUMBER	38	28	10	1	3	5	2	
PERCENT	100.0	73.7	26.3	2.6	7.9	13.2	5.3	
TRANSFER	133	97	36	3	6	11	2	
NUMBER	100.0	72.9	27.1	2.3	4.5	8.3	1.5	
PERCENT	95	69	26	2	3	6	0	
FIRST-TIME	100.0	72.6	27.4	2.1	3.2	6.3	.0	
NUMBER	38	28	10	1	3	5	2	
PERCENT	100.0	73.7	26.3	2.6	7.9	13.2	5.3	

NEW UNDERGRADUATE STUDENTS BY  
LOCATION AND REGION OF  
PERMANENT RESIDENCE - FALL 1991

INSTITUTION	ALL STUDENTS	FROM NEW YORK STATE	FROM OUTSIDE NEW YORK	COUNTY(S) OF LOCATION/ SPONSORSHIP	LOCATION AND CONTIGUOUS COUNTIES	REGION OF LOCATION	FOREIGN STUDENTS
-------------	--------------	---------------------	-----------------------	------------------------------------	----------------------------------	--------------------	------------------

VETERINARY MEDICINE

COLLEGES OF TECHNOLOGY/ACRIC.

TOTAL	NUMBER 10410 PERCENT 100.0	10241	169	2499	5782	6954	20
FIRST-TIME	NUMBER 9237 PERCENT 100.0	9097	140	2178	5086	66.8	.2
TRANSFER	NUMBER 1173 PERCENT 100.0	1144	29	321	696	66.6	.1
FULL-TIME	NUMBER 8655 PERCENT 100.0	8489	166	1711	4079	5239	20
FIRST-TIME	NUMBER 7707 PERCENT 100.0	7568	139	1494	3591	60.5	.2
TRANSFER	NUMBER 948 PERCENT 100.0	921	27	217	488	4640	11
		97.2	2.8	22.9	51.5	60.2	.1
						599	9
						63.2	.9

ALFRED

TOTAL	NUMBER 1704 PERCENT 100.0	1683	21	245	635	1311	2
FIRST-TIME	NUMBER 1530 PERCENT 100.0	1514	16	219	565	76.9	.1
TRANSFER	NUMBER 174 PERCENT 100.0	169	5	26	70	1178	2
FULL-TIME	NUMBER 1619 PERCENT 100.0	1599	20	214	554	77.0	.1
FIRST-TIME	NUMBER 1456 PERCENT 100.0	1440	16	191	492	133	0
TRANSFER	NUMBER 163 PERCENT 100.0	159	4	23	62	76.4	.0
		97.1	2.9	14.9	40.2	1227	2
						75.8	.1
						1104	2
						75.8	.1
						123	0
						75.5	.0

CANTON

TOTAL	NUMBER 1042 PERCENT 100.0	1031	11	522	624	748	5
FIRST-TIME	NUMBER 898 PERCENT 100.0	890	8	422	517	71.8	.5
TRANSFER	NUMBER 144 PERCENT 100.0	141	.9	47.0	57.6	630	3
FULL-TIME	NUMBER 886 PERCENT 100.0	875	11	372	473	70.2	.3
FIRST-TIME	NUMBER 795 PERCENT 100.0	787	8	420	53.4	118	2
						81.9	1.4
						596	5
						67.3	.6
						527	3

NEW UNDERGRADUATE STUDENTS BY  
LOCATION AND REGION OF  
PERMANENT RESIDENCE - FALL 1991

INSTITUTION	ALL STUDENTS	FROM NEW YORK STATE	FROM OUTSIDE NEW YORK	COUNTY(S) OF LOCATION/SPONSORSHIP	LOCATION AND CONTIGUOUS COUNTIES	REGION OF LOCATION	FOREIGN STUDENTS
<b>CANTON (CONTINUED)</b>							
TRANSFER	100.0 91 100.0	99.0 88 96.7	1.0 3 3.3	40.3 52 57.1	52.1 59 64.8	66.3 69 75.8	.4 2 2.2
<b>COBLESKILL</b>							
TOTAL	1269 100.0	1215 95.7	54 4.3	129 10.2	347 27.3	475 37.4	0 .0
FIRST-TIME	1066 100.0	1020 95.7	46 4.3	106 9.9	298 28.0	393 36.9	0 .0
TRANSFER	203 100.0	195 96.1	8 3.9	23 11.3	49 24.1	82 40.4	0 .0
FULL-TIME	1243 100.0	1189 95.7	54 4.3	112 9.0	326 26.2	452 36.4	0 .0
FIRST-TIME	1049 100.0	1003 95.6	46 4.4	94 9.0	284 27.1	377 35.9	0 .0
TRANSFER	194 100.0	186 95.9	8 4.1	18 9.3	42 21.6	75 38.7	0 .0
<b>DELHI</b>							
TOTAL	1181 100.0	1153 97.6	28 2.4	190 16.1	350 29.6	364 30.8	0 .0
FIRST-TIME	1067 100.0	1042 97.7	25 2.3	165 15.5	296 27.7	314 29.4	0 .0
TRANSFER	114 100.0	111 97.4	3 2.6	25 21.9	54 47.4	50 43.9	0 .0
FULL-TIME	1112 100.0	1084 97.5	28 2.5	133 12.0	283 25.4	298 26.8	0 .0
FIRST-TIME	1003 100.0	978 97.5	25 2.5	113 11.3	234 23.3	253 25.2	0 .0
TRANSFER	109 100.0	106 97.2	3 2.8	20 18.3	49 45.0	45 41.3	0 .0
<b>FARMINGDALE</b>							
TOTAL	3256 100.0	3240 99.5	16 .5	1163 35.7	2960 90.9	3205 98.4	9 .3
FIRST-TIME	2975 100.0	2966 99.7	9 .3	1068 35.9	2706 91.0	2934 98.6	2 .1
TRANSFER	281 100.0	274 97.5	7 2.5	95 33.8	254 90.4	271 96.4	7 2.5
FULL-TIME	2092 100.0	2077 99.3	15 .7	698 33.4	1823 87.1	2050 98.0	9 .4
FIRST-TIME	1875 100.0	1867 99.6	8 .4	628 33.5	1633 87.2	1843 98.3	2 .1

92



NEW UNDERGRADUATE STUDENTS BY  
LOCATION AND REGION OF  
PERMANENT RESIDENCE - FALL 1991

INSTITUTION	ALL STUDENTS	FROM NEW YORK STATE	FROM OUTSIDE NEW YORK	COUNTY(S) OF LOCATION/SPONSORSHIP	LOCATION AND CONTIGUOUS COUNTIES	REGION OF LOCATION	FOREIGN STUDENTS
<b>FARMINGDALE (CONTINUED)</b>							
TRANSFER	100.0 217 100.0	99.6 210 96.8	.4 7 3.2	33.5 70 32.3	87.1 190 87.6	98.3 207 95.4	.1 7 3.2
<b>MORRISVILLE</b>							
TOTAL	1958 100.0	1919 98.0	39 2.0	250 12.8	866 44.2	851 43.5	4 .2
FIRST-TIME	1701 100.0	1665 97.9	36 2.1	198 11.6	704 41.4	701 41.2	4 .2
TRANSFER	257 100.0	254 98.8	3 1.2	52 20.2	162 63.0	150 58.4	0 .0
FULL-TIME	1703 100.0	1665 97.8	38 2.2	182 10.7	620 36.4	616 36.2	4 .2
FIRST-TIME	1529 100.0	1493 97.6	36 2.4	148 9.7	534 34.9	536 35.1	4 .3
TRANSFER	174 100.0	172 98.9	2 1.1	34 19.5	86 49.4	80 46.0	0 .0
<b>COMMUNITY COLLEGES</b>							
TOTAL	64366 100.0	62577 97.2	1789 2.8	46076 71.6	57263 89.0	59419 92.3	610 .9
FIRST-TIME	51098 100.0	49980 97.8	1118 2.2	37635 73.7	46336 90.7	47767 93.5	399 .8
TRANSFER	13268 100.0	12597 94.9	671 5.1	8441 63.6	10927 82.4	11652 87.8	211 1.6
FULL-TIME	37370 100.0	36134 96.7	1236 3.3	25320 67.8	32084 85.9	33853 90.6	444 1.2
FIRST-TIME	30671 100.0	29883 97.4	788 2.6	21563 70.3	27031 88.1	28230 92.0	289 .9
TRANSFER	6699 100.0	6251 93.3	448 6.7	3757 56.1	5053 75.4	5623 83.9	155 2.3
<b>ADIRONDACK</b>							
TOTAL	1278 100.0	1258 98.4	20 1.6	776 60.7	1205 94.3	1231 96.3	8 .6
FIRST-TIME	929 100.0	918 98.8	11 1.2	595 64.0	889 95.7	904 97.3	6 .6
TRANSFER	349 100.0	340 97.4	9 2.6	181 51.9	316 90.5	327 93.7	2 .6
FULL-TIME	689 100.0	682 99.0	7 1.0	453 65.7	646 93.8	661 95.9	3 .4
FIRST-TIME	567 100.0	560 98.8	7 1.2	379 66.8	537 94.7	548 96.8	3 .5

NEW UNDERGRADUATE STUDENTS BY  
LOCATION AND REGION OF  
PERMANENT RESIDENCE - FALL 1991

INSTITUTION	ALL STUDENTS	FROM NEW YORK STATE	FROM OUTSIDE NEW YORK	COUNTY(S) OF LOCATION/SPONSORSHIP	LOCATION AND CONTIGUOUS COUNTIES	REGION OF LOCATION	FOREIGN STUDENTS
<b>ADIRONDACK (CONTINUED)</b>							
TRANSFER	100.0 122 100.0	98.8 122 100.0	1.2 0 .0	66.8 74 60.7	94.7 109 89.3	96.6 113 92.6	.5 0 .0
<b>BROOME</b>							
TOTAL	2097 100.0	1984 94.6	113 5.4	1493 71.2	1891 90.2	1915 91.3	32 1.5
FIRST-TIME	1643 100.0	1566 95.3	77 4.7	1204 73.3	1513 92.1	1528 93.0	16 1.0
TRANSFER	454 100.0	418 92.1	36 7.9	289 63.7	378 83.3	387 85.2	16 3.5
FULL-TIME	1369 100.0	1291 94.3	78 5.7	978 71.4	1220 89.1	1237 90.4	31 2.3
FIRST-TIME	1088 100.0	1035 95.1	53 4.9	805 74.0	994 91.4	1006 92.5	16 1.5
TRANSFER	281 100.0	256 91.1	25 8.9	173 61.6	226 80.4	231 82.2	15 5.3
<b>CAYUGA COUNTY:</b>							
TOTAL	962 100.0	956 99.4	6 .6	516 53.6	877 91.2	727 75.6	4 .4
FIRST-TIME	762 100.0	757 99.3	5 .7	440 57.7	710 93.2	586 76.9	4 .5
TRANSFER	200 100.0	199 99.5	1 .5	76 38.0	167 83.5	141 70.5	0 .0
FULL-TIME	513 100.0	508 99.0	5 1.0	271 52.8	436 85.0	354 69.0	3 .6
FIRST-TIME	413 100.0	409 99.0	4 1.0	238 57.6	364 88.1	295 71.4	3 .7
TRANSFER	100 100.0	99 99.0	1 1.0	33 33.0	72 72.0	59 59.0	0 .0
<b>CLINTON</b>							
TOTAL	919 100.0	906 98.6	13 1.4	614 66.8	708 77.0	754 82.0	4 .4
FIRST-TIME	703 100.0	696 99.0	7 1.0	514 73.1	581 82.6	604 85.9	1 .1
TRANSFER	216 100.0	210 97.2	6 2.8	100 46.3	127 58.8	150 69.4	3 1.4
FULL-TIME	545 100.0	534 98.0	11 2.0	295 54.1	366 67.2	404 74.1	4 .7
FIRST-TIME	387 100.0	381 98.2	6 1.6	240 62.0	287 74.2	305 78.5	1 .3

NEW UNDERGRADUATE STUDENTS BY  
LOCATION AND REGION OF  
PERMANENT RESIDENCE - FALL 1991

INSTITUTION	ALL STUDENTS	FROM NEW YORK STATE	FROM OUTSIDE NEW YORK	COUNTY(S) OF LOCATION/SPONSORSHIP	LOCATION AND CONTIGUOUS COUNTIES	REGION OF LOCATION	FOREIGN STUDENTS
<b>CLINTON (CONTINUED)</b>							
PERCENT	100.0	98.4	1.6	62.0	74.2	78.8	.3
NUMBER	158	153	5	55	79	99	3
PERCENT	100.0	96.8	3.2	34.8	50.0	62.7	1.9
<b>COLUMBIA-GREENE</b>							
TOTAL	588	586	2	501	563	528	0
PERCENT	100.0	99.7	.3	85.2	95.7	89.8	.0
FIRST-TIME	430	430	0	377	414	401	0
PERCENT	100.0	100.0	.0	87.7	96.3	93.3	.0
TRANSFER	158	156	2	124	149	127	0
PERCENT	100.0	98.7	1.3	78.5	94.3	80.4	.0
FULL-TIME	304	304	0	257	284	269	0
PERCENT	100.0	100.0	.0	84.5	93.4	88.5	.0
FIRST-TIME	250	250	0	216	235	226	0
PERCENT	100.0	100.0	.0	86.4	94.0	90.4	.0
TRANSFER	54	54	0	41	49	43	0
PERCENT	100.0	100.0	.0	75.9	90.7	79.6	.0
<b>CC FINGER LAKES</b>							
TOTAL	1197	1189	8	404	1041	1113	3
PERCENT	100.0	99.3	.7	33.8	87.0	93.0	.3
FIRST-TIME	1068	1060	8	358	930	991	3
PERCENT	100.0	99.3	.7	33.5	87.1	92.8	.3
TRANSFER	129	129	0	46	111	122	0
PERCENT	100.0	100.0	.0	35.7	86.0	94.6	.0
FULL-TIME	764	758	6	251	620	687	2
PERCENT	100.0	99.2	.8	32.9	81.2	89.9	.3
FIRST-TIME	669	663	6	219	542	598	2
PERCENT	100.0	99.1	.9	32.7	81.0	89.4	.3
TRANSFER	95	95	0	32	78	89	0
PERCENT	100.0	100.0	.0	33.7	82.1	93.7	.0
<b>CORNING</b>							
TOTAL	1133	1113	20	1032	1032	1048	2
PERCENT	100.0	98.2	1.8	91.1	91.1	92.5	.2
FIRST-TIME	929	915	14	861	861	870	2
PERCENT	100.0	98.5	1.5	92.7	92.7	93.6	.2
TRANSFER	204	198	6	171	171	178	0
PERCENT	100.0	97.1	2.9	83.8	83.8	87.3	.0
FULL-TIME	716	703	13	643	643	654	1
PERCENT	100.0	98.2	1.8	89.8	89.8	91.3	.1
FIRST-TIME	573	566	7	528	528	533	1

99

96



NEW UNDERGRADUATE STUDENTS BY  
LOCATION AND REGION OF  
PERMANENT RESIDENCE - FALL 1991

INSTITUTION	ALL STUDENTS	FROM NEW YORK STATE	FROM OUTSIDE NEW YORK	COUNTY(S) OF LOCATION/SPONSORSHIP	LOCATION AND CONTIGUOUS COUNTIES	REGION OF LOCATION	FOREIGN STUDENTS
<b>CORNING (CONTINUED)</b>							
TRANSFER	PERCENT NUMBER PERCENT	98.8 137 95.8	1.2 6 4.2	92.1 115 80.4	92.1 115 80.4	93.0 121 84.6	2.0 .0 .0
TOTAL	NUMBER PERCENT NUMBER PERCENT NUMBER PERCENT	2141 99.0 1590 99.3 551 98.2	22 1.0 12 .7 10 1.8	1451 67.1 1154 72.0 297 52.9	1893 87.5 1453 90.7 440 78.4	2041 94.4 1542 96.3 499 88.9	13 .6 .4 .4 .6 1.1
FIRST-TIME	NUMBER PERCENT NUMBER PERCENT NUMBER PERCENT	1124 99.3 956 99.5 168 98.2	8 .7 5 .5 3 1.8	756 66.8 689 71.7 67 39.2	987 87.2 872 90.7 115 67.3	1094 96.6 936 97.4 158 92.4	3 .3 .2 .1 .6
TRANSFER	NUMBER PERCENT	171 100.0					
<b>DUTCHESS</b>							
TOTAL	NUMBER PERCENT NUMBER PERCENT NUMBER PERCENT	4482 98.6 3780 99.2 702 95.4	64 1.4 30 .8 34 4.6	4118 90.6 3524 92.5 594 80.7	4378 96.3 3716 97.5 662 89.9	4421 97.3 3741 98.2 680 92.4	43 .9 19 .5 24 3.3
FIRST-TIME	NUMBER PERCENT NUMBER PERCENT NUMBER PERCENT	2883 98.2 2418 99.0 465 94.3	53 1.8 25 1.0 28 5.7	2627 89.5 2243 91.8 384 77.9	2800 95.4 2366 96.8 434 88.0	2829 96.4 2384 97.6 445 90.3	39 1.3 16 .7 23 4.7
TRANSFER	NUMBER PERCENT	2936 100.0					
<b>ERIE</b>							
TOTAL	NUMBER PERCENT NUMBER PERCENT NUMBER PERCENT	2471 79.0 1224 77.6 1247 80.5	656 21.0 353 22.4 303 19.5	1787 57.1 905 57.4 882 56.9	1787 57.1 905 57.4 882 56.9	2357 75.4 1182 75.0 1175 75.8	93 3.0 57 3.6 36 2.3
FIRST-TIME	NUMBER PERCENT NUMBER PERCENT NUMBER PERCENT	1445 100.0 786	518 35.8 295	449 31.1 271	449 31.1 271	858 59.4 464	93 6.4 57
TRANSFER	NUMBER PERCENT	1445 100.0					
<b>FASHION INSTITUTE</b>							
TOTAL	NUMBER PERCENT NUMBER PERCENT NUMBER PERCENT	3127 100.0 1577 100.0 1550 100.0	656 21.0 353 22.4 303 19.5	1787 57.1 905 57.4 882 56.9	1787 57.1 905 57.4 882 56.9	2357 75.4 1182 75.0 1175 75.8	93 3.0 57 3.6 36 2.3
FIRST-TIME	NUMBER PERCENT NUMBER PERCENT NUMBER PERCENT	1445 100.0 786	518 35.8 295	449 31.1 271	449 31.1 271	858 59.4 464	93 6.4 57
TRANSFER	NUMBER PERCENT	1445 100.0					

NEW UNDERGRADUATE STUDENTS BY  
LOCATION AND REGION OF  
PERMANENT RESIDENCE - FALL 1991

INSTITUTION	ALL STUDENTS	FROM NEW YORK STATE	FROM OUTSIDE NEW YORK	COUNTY(S) OF LOCATION/SPONSORSHIP	LOCATION AND CONTIGUOUS COUNTIES	REGION OF LOCATION	FOREIGN STUDENTS
<b>FASHION INSTITUTE (CONTINUED)</b>							
TRANSFER	100.0 659 100.0	62.5 436 66.2	37.5 223 33.8	34.5 178 27.0	34.5 178 27.0	59.0 394 59.8	7.3 36 5.5
<b>FULTON-MONTGOMERY</b>							
TOTAL	648 100.0	606 93.5	42 6.5	512 79.0	576 88.9	589 90.9	39 6.0
FIRST-TIME	536 100.0	503 93.8	33 6.2	430 80.2	476 88.8	489 91.2	31 5.8
TRANSFER	112 100.0	103 92.0	9 8.0	82 73.2	100 89.3	100 89.3	8 7.1
FULL-TIME	409 100.0	388 94.9	21 5.1	324 79.2	360 88.0	374 91.4	19 4.6
FIRST-TIME	347 100.0	333 96.0	14 4.0	278 80.1	307 88.5	320 92.2	13 3.7
TRANSFER	62 100.0	55 88.7	7 11.3	46 74.2	53 85.5	54 87.1	6 9.7
<b>GENESEE</b>							
TOTAL	1468 100.0	1464 99.7	4 .3	500 34.1	1233 84.0	1372 93.5	0 .0
FIRST-TIME	1199 100.0	1196 99.7	3 .3	422 35.2	1017 84.8	1131 94.3	0 .0
TRANSFER	269 100.0	268 99.6	1 .4	78 29.0	216 80.3	241 89.6	0 .0
FULL-TIME	868 100.0	864 99.5	4 .5	286 32.9	680 78.3	780 89.9	0 .0
FIRST-TIME	717 100.0	714 99.6	3 .4	244 34.0	570 79.5	653 91.1	0 .0
TRANSFER	151 100.0	150 99.3	1 .7	42 27.8	110 72.8	127 84.1	0 .0
<b>HERKIMER COUNTY</b>							
TOTAL	1053 100.0	1044 99.1	9 .9	381 36.2	690 65.5	719 68.3	2 .2
FIRST-TIME	897 100.0	892 99.4	5 .6	339 37.8	593 66.1	612 68.2	2 .2
TRANSFER	156 100.0	152 97.4	4 2.6	42 26.9	97 62.2	107 68.6	0 .0
FULL-TIME	898 100.0	890 99.1	8 .9	268 29.8	543 60.5	578 64.4	2 .2
FIRST-TIME	764 100.0	760 99.6	4 .5	235 30.8	466 61.0	490 64.2	2 .2

NEW UNDERGRADUATE STUDENTS BY  
LOCATION AND REGION OF  
PERMANENT RESIDENCE - FALL 1991

INSTITUTION	ALL STUDENTS	FROM NEW YORK STATE	FROM OUTSIDE NEW YORK	COUNTY(S) OF LOCATION/SPONSORSHIP	LOCATION AND CONTIGUOUS COUNTIES	REGION OF LOCATION	FOREIGN STUDENTS
<b>HERKIMER COUNTY (CONTINUED)</b>							
PERCENT	100.0	99.5	.5	30.8	61.0	64.1	.3
NUMBER	134	130	4	33	77	88	0
PERCENT	100.0	97.0	3.0	24.6	57.5	65.7	.0
<b>HUDSON VALLEY</b>							
TOTAL	3660	3535	125	941	3065	3250	23
PERCENT	100.0	96.6	3.4	25.7	83.7	88.8	.6
FIRST-TIME	2991	2917	74	831	2564	2706	12
PERCENT	100.0	97.5	2.5	27.8	85.7	90.5	.4
TRANSFER	669	618	51	110	501	544	11
PERCENT	100.0	92.4	7.6	16.4	74.9	81.3	1.6
FULL-TIME	2356	2268	88	589	1916	2058	19
PERCENT	100.0	96.3	3.7	25.0	81.3	87.4	.8
FIRST-TIME	1913	1856	57	524	1588	1694	10
PERCENT	100.0	97.0	3.0	27.4	83.0	88.6	.5
TRANSFER	443	412	31	65	328	364	9
PERCENT	100.0	93.0	7.0	14.7	74.0	82.2	2.0
<b>JAMESTOWN</b>							
TOTAL	1510	1386	124	549	1188	1302	3
PERCENT	100.0	91.8	8.2	36.4	78.7	86.2	.2
FIRST-TIME	1325	1223	102	490	1058	1155	3
PERCENT	100.0	92.3	7.7	37.0	79.8	87.2	.2
TRANSFER	185	163	22	59	130	147	0
PERCENT	100.0	88.1	11.9	31.9	70.3	79.5	.0
FULL-TIME	919	864	55	328	754	835	3
PERCENT	100.0	94.0	6.0	35.7	82.0	90.9	.3
FIRST-TIME	821	776	45	304	687	756	3
PERCENT	100.0	94.5	5.5	37.0	83.7	92.1	.4
TRANSFER	98	88	10	24	67	79	0
PERCENT	100.0	89.8	10.2	24.5	68.4	80.6	.0
<b>JEFFERSON</b>							
TOTAL	1111	1103	8	890	1052	1013	4
PERCENT	100.0	99.3	.7	80.1	94.7	91.2	.4
FIRST-TIME	767	762	5	617	728	701	3
PERCENT	100.0	99.3	.7	80.4	94.9	91.4	.4
TRANSFER	344	341	3	273	324	312	1
PERCENT	100.0	99.1	.9	79.4	94.2	90.7	.3
FULL-TIME	590	583	7	430	533	503	4
PERCENT	100.0	98.8	1.2	72.9	90.3	85.3	.7
FIRST-TIME	482	477	5	359	443	418	3

NEW UNDERGRADUATE STUDENTS BY  
LOCATION AND REGION OF  
PERMANENT RESIDENCE - FALL 1991

INSTITUTION	ALL STUDENTS	FROM NEW YORK STATE	FROM OUTSIDE NEW YORK	COUNTY(S) OF LOCATION/SPONSORSHIP	LOCATION AND CONTIGUOUS COUNTIES	REGION OF LOCATION	FOREIGN STUDENTS
<b>JEFFERSON (CONTINUED)</b>							
TRANSFER	100.0 108 100.0	99.0 106 98.1	1.0 2 1.9	74.5 71 65.7	91.9 90 83.3	86.7 85 78.7	.6 1 .9
<b>MOHAWK VALLEY</b>							
TOTAL	1944 100.0	1904 97.9	40 2.1	1237 63.6	1520 78.2	1525 78.4	21 1.1
FIRST-TIME	1682 100.0	1656 98.5	26 1.5	1084 64.4	1331 79.1	1333 79.3	12 .7
TRANSFER	262 100.0	248 94.7	14 5.3	153 58.4	189 72.1	192 73.3	9 3.4
FULL-TIME	1247 100.0	1208 96.9	39 3.1	676 54.2	880 70.6	888 71.2	21 1.7
FIRST-TIME	1064 100.0	1039 97.7	25 2.3	582 54.7	762 71.6	768 72.2	12 1.1
TRANSFER	183 100.0	169 92.3	14 7.7	94 51.4	118 64.5	120 65.6	9 4.9
<b>MONROE</b>							
TOTAL	3837 100.0	3823 99.6	14 .4	3158 82.3	3543 92.3	3620 94.3	14 .4
FIRST-TIME	3244 100.0	3236 99.8	8 .2	2718 83.8	3031 93.4	3084 95.1	8 .2
TRANSFER	593 100.0	587 99.0	6 1.0	440 74.2	512 86.3	536 90.4	6 1.0
FULL-TIME	2396 100.0	2382 99.4	14 .6	1968 82.1	2232 93.2	2297 95.9	14 .6
FIRST-TIME	1963 100.0	1955 99.6	8 .4	1665 84.8	1870 95.3	1912 97.4	8 .4
TRANSFER	433 100.0	427 98.6	6 1.4	303 70.0	362 83.6	385 88.9	6 1.4
<b>NASSAU</b>							
TOTAL	7243 100.0	7098 98.0	145 2.0	5836 80.6	7036 97.1	7092 97.9	137 1.9
FIRST-TIME	5218 100.0	5127 98.3	91 1.7	4280 82.0	5087 97.5	5122 98.2	86 1.6
TRANSFER	2025 100.0	1971 97.3	54 2.7	1556 76.8	1949 96.2	1970 97.3	51 2.5
FULL-TIME	4366 100.0	4296 98.4	70 1.6	3489 79.9	4264 97.7	4293 98.3	64 1.5
FIRST-TIME	3616 100.0	3568 98.7	48 1.3	2942 81.4	3544 98.0	3566 98.6	44 1.2

107

106

NEW UNDERGRADUATE STUDENTS BY  
LOCATION AND REGION OF  
PERMANENT RESIDENCE - FALL 1991

INSTITUTION	ALL STUDENTS	FROM NEW YORK STATE	FROM OUTSIDE NEW YORK	COUNTY(S) OF LOCATION/SPONSORSHIP	LOCATION AND CONTIGUOUS COUNTIES	REGION OF LOCATION	FOREIGN STUDENTS
<b>NASSAU (CONTINUED)</b>							
TRANSFER	PERCENT NUMBER PERCENT	98.7 728 97.1	1.3 22 2.9	81.4 547 72.9	98.0 720 96.0	98.6 727 96.9	1.2 20 2.7
<b>NIAGARA COUNTY</b>							
TOTAL	NUMBER PERCENT	1750 99.4	11 .6	1375 78.1	1733 98.4	1741 98.9	10 .6
FIRST-TIME	NUMBER PERCENT	1461 99.4	9 .6	1169 79.5	1448 98.5	1454 98.9	8 .5
TRANSFER	NUMBER PERCENT	289 99.3	2 .7	206 70.8	285 97.9	287 98.6	2 .7
FULL-TIME	NUMBER PERCENT	1229 99.3	9 .7	951 76.8	1214 98.1	1220 98.5	9 .7
FIRST-TIME	NUMBER PERCENT	1049 99.3	7 .7	821 77.7	1037 98.2	1042 98.7	7 .7
TRANSFER	NUMBER PERCENT	180 98.9	2 1.1	130 71.4	177 97.3	178 97.8	2 1.1
<b>NORTH COUNTRY</b>							
TOTAL	NUMBER PERCENT	598 92.4	49 7.6	439 67.9	474 73.3	501 77.4	7 1.1
FIRST-TIME	NUMBER PERCENT	494 93.0	37 7.0	382 71.9	406 76.5	429 80.8	4 .8
TRANSFER	NUMBER PERCENT	104 89.7	12 10.3	57 49.1	68 58.6	72 62.1	3 2.6
FULL-TIME	NUMBER PERCENT	332 92.7	26 7.3	210 58.7	235 65.6	257 71.8	3 .8
FIRST-TIME	NUMBER PERCENT	266 92.7	21 7.3	176 61.3	193 67.2	213 74.2	2 .7
TRANSFER	NUMBER PERCENT	66 93.0	5 7.0	34 47.9	42 59.2	44 62.0	1 1.4
<b>ONONDAGA</b>							
TOTAL	NUMBER PERCENT	2539 98.8	32 1.2	2017 78.5	2353 91.5	2384 92.7	22 .9
FIRST-TIME	NUMBER PERCENT	2219 99.1	21 .9	1783 79.6	2066 92.2	2095 93.5	17 .8
TRANSFER	NUMBER PERCENT	320 96.7	11 3.3	234 70.7	287 86.7	289 87.3	5 1.5
FULL-TIME	NUMBER PERCENT	1373 98.0	28 2.0	1091 77.9	1256 89.7	1277 91.1	20 1.4
FIRST-TIME	NUMBER	1163	18	945	1071	1090	15



NEW UNDERGRADUATE STUDENTS BY  
LOCATION AND REGION OF  
PERMANENT RESIDENCE - FALL 1991

INSTITUTION	ALL STUDENTS	FROM NEW YORK STATE	FROM OUTSIDE NEW YORK	COUNTY(S) OF LOCATION/SPONSORSHIP	LOCATION AND CONTIGUOUS COUNTIES	REGION OF LOCATION	FOREIGN STUDENTS
<b>ONONDAGA (CONTINUED)</b>							
TRANSFER	100.0 NUMBER 220 PERCENT 100.0	98.5 210 95.5	1.5 10 4.5	80.0 146 66.4	90.7 185 84.1	92.3 187 85.0	1.3 5 2.3
<b>ORANGE COUNTY</b>							
TOTAL	1926 100.0	1898 98.5	28 1.5	1646 85.5	1845 95.8	1865 96.8	2 .1
FIRST-TIME	1648 100.0	1629 98.8	19 1.2	1444 87.6	1595 96.8	1606 97.5	2 .1
TRANSFER	278 100.0	269 96.8	9 3.2	202 72.7	250 89.9	259 93.2	0 .0
FULL-TIME	955 100.0	934 97.8	21 2.2	813 85.1	908 95.1	921 96.4	2 .2
FIRST-TIME	829 100.0	815 98.3	14 1.7	728 87.8	798 96.3	806 97.2	2 .2
TRANSFER	126 100.0	119 94.4	7 5.6	85 67.5	110 87.3	115 91.3	0 .0
<b>ROCKLAND</b>							
TOTAL	2660 100.0	2552 95.9	108 4.1	2178 81.9	2378 89.4	2531 95.2	61 2.3
FIRST-TIME	2094 100.0	2015 96.2	79 3.8	1767 84.4	1898 90.6	2006 95.8	44 2.1
TRANSFER	566 100.0	537 94.9	29 5.1	411 72.6	480 84.8	525 92.8	17 3.0
FULL-TIME	1422 100.0	1352 95.1	70 4.9	1106 77.8	1209 85.0	1336 94.0	47 3.3
FIRST-TIME	1229 100.0	1176 95.7	53 4.3	996 81.0	1074 87.4	1170 95.2	34 2.8
TRANSFER	193 100.0	176 91.2	17 8.8	110 57.0	135 69.9	116 86.0	13 6.7
<b>SCHENECTADY COUNTY</b>							
TOTAL	1198 100.0	1198 100.0	0 .0	609 50.8	1104 92.2	1152 96.2	0 .0
FIRST-TIME	833 100.0	833 100.0	0 .0	430 51.6	765 91.8	796 95.6	0 .0
TRANSFER	365 100.0	365 100.0	0 .0	179 49.0	339 92.9	356 97.5	0 .0
FULL-TIME	615 100.0	615 100.0	0 .0	281 45.7	544 88.5	581 94.5	0 .0
FIRST-TIME	502 100.0	502 100.0	0 .0	234 46.6	444 88.4	472 94.2	0 .0

111

110

NEW UNDERGRADUATE STUDENTS BY  
LOCATION AND REGION OF  
PERMANENT RESIDENCE - FALL 1991

INSTITUTION	ALL STUDENTS	FROM NEW YORK STATE	FROM OUTSIDE NEW YORK	COUNTY(S) OF LOCATION/ SPONSORSHIP	LOCATION AND CONTIGUOUS COUNTIES	REGION OF LOCATION	FOREIGN STUDENTS
SCHENECTADY COUNTY (CONTINUED)							
TRANSFER	100.0 113 100.0	100.0 113 100.0	.0 0 .0	46.6 47 41.6	88.4 100 88.5	94.0 109 96.5	.0 0 .0
SUFFOLK COUNTY							
TOTAL	6061 100.0	6061 100.0	0 .0	6012 99.2	6023 99.4	6023 99.4	0 .0
FIRST-TIME	5407 100.0	5407 100.0	0 .0	5378 99.5	5385 99.6	5385 99.6	0 .0
TRANSFER	654 100.0	654 100.0	0 .0	634 96.9	638 97.6	638 97.6	0 .0
FULL-TIME	3148 100.0	3148 100.0	0 .0	3115 99.0	3123 99.2	3123 99.2	0 .0
FIRST-TIME	2712 100.0	2712 100.0	0 .0	2689 99.2	2694 99.3	2694 99.3	0 .0
TRANSFER	436 100.0	436 100.0	0 .0	426 97.7	429 98.4	429 98.4	0 .0
SULLIVAN COUNTY							
TOTAL	914 100.0	888 97.2	26 2.8	436 47.7	512 56.0	847 92.7	6 .7
FIRST-TIME	718 100.0	700 97.5	18 2.5	343 47.8	401 55.8	668 93.0	6 .8
TRANSFER	196 100.0	188 95.9	8 4.1	93 47.4	111 56.6	179 91.3	0 .0
FULL-TIME	648 100.0	629 97.1	19 2.9	204 31.5	254 39.2	590 91.0	5 .8
FIRST-TIME	533 100.0	519 97.4	14 2.6	176 33.0	220 41.3	489 91.7	5 .9
TRANSFER	115 100.0	110 95.7	5 4.3	28 24.3	34 29.6	101 87.8	0 .0
TOMPKINS-CORTLAND							
TOTAL	1015 100.0	978 96.4	37 3.6	586 57.7	733 72.2	747 73.6	28 2.8
FIRST-TIME	608 100.0	588 96.7	20 3.3	384 63.2	482 79.3	493 81.1	18 3.0
TRANSFER	407 100.0	390 95.8	17 4.2	202 49.6	251 61.7	254 62.4	10 2.5
FULL-TIME	568 100.0	548 96.5	20 3.5	313 55.1	406 71.5	422 74.3	16 2.8
FIRST-TIME	434 100.0	421 96.8	13 3.0	265 61.1	338 77.9	353 81.3	12 2.8



NEW UNDERGRADUATE STUDENTS BY  
LOCATION AND REGION OF  
PERMANENT RESIDENCE - FALL 1991

INSTITUTION	ALL STUDENTS	FROM NEW YORK STATE	FROM OUTSIDE NEW YORK	COUNTY(S) OF LOCATION/SPONSORSHIP	LOCATION AND CONTIGUOUS COUNTIES	REGION OF LOCATION	FOREIGN STUDENTS
<b>TOMPKINS-CORTLAND (CONTINUED)</b>							
TRANSFER	100.0 134 100.0	97.0 127 94.8	3.0 7 5.2	61.1 48 35.8	77.9 68 50.7	81.3 69 51.5	2.8 4 3.0
<b>ULSTER COUNTY</b>							
TOTAL	976 100.0	963 98.7	13 1.3	748 76.6	811 83.1	923 94.6	1 .1
FIRST-TIME	839 100.0	831 99.0	8 1.0	676 80.6	730 87.0	801 95.5	1 .1
TRANSFER	137 100.0	132 96.4	5 3.6	72 52.6	81 59.1	122 89.1	0 .0
FULL-TIME	623 100.0	614 98.6	9 1.4	436 70.0	474 76.1	582 93.4	0 .0
FIRST-TIME	514 100.0	508 98.8	6 1.2	390 75.9	419 81.5	486 94.6	0 .0
TRANSFER	109 100.0	106 97.2	3 2.8	46 42.2	55 50.5	96 88.1	0 .0
<b>WESTCHESTER</b>							
TOTAL	4153 100.0	4103 98.8	50 1.2	3334 80.3	4019 96.8	4088 98.4	28 .7
FIRST-TIME	3398 100.0	3355 98.7	43 1.3	2736 80.5	3303 97.2	3352 98.6	27 .8
TRANSFER	755 100.0	748 99.1	7 .9	598 79.2	716 94.8	736 97.5	1 .1
FULL-TIME	1932 100.0	1903 98.5	29 1.5	1462 75.7	1848 95.7	1891 97.9	17 .9
FIRST-TIME	1570 100.0	1545 98.4	25 1.6	1182 75.3	1510 96.2	1543 98.3	16 1.0
TRANSFER	362 100.0	358 98.9	4 1.1	280 77.3	338 93.4	348 96.1	1 .3



**PART II**  
**INSTITUTIONS**

FALL 1991 CREDIT COURSE STUDENTS BY PERMANENT RESIDENCE  
STATE UNIVERSITY OF NEW YORK

PERMANENT RESIDENCE	ALL LEVELS			UNDERGRADUATE			GRADUATE			NEW UNDERGRADUATES TRANSFERS			
	TOTAL	FULL-TIME	PART-TIME	TOTAL	FULL-TIME	PART-TIME	TOTAL	FULL-TIME	PART-TIME	TOTAL	FULL-TIME	PART-TIME	
ALL STUDENTS	400777	242599	158178	360866	224852	136014	39911	17747	22164	83836	58011	32187	21010
UNITED STATES	392069	236004	156065	356964	221682	135282	35105	14322	20783	83140	57475	31556	20501
NEW YORK COUNTIES	382823	228787	154036	349690	215879	133811	33133	12908	20225	81381	55980	30625	19775
ALBANY COUNTY	8885	4868	4017	7328	4293	3035	1557	575	982	2066	1167	786	487
ALLEGANY COUNTY	1367	1056	311	1299	1025	274	68	31	37	406	345	109	87
BROOKS COUNTY	4919	3599	1320	4762	3486	1276	157	113	44	1247	1204	361	251
BROOME COUNTY	9927	5602	4325	8254	5083	3171	1673	519	1154	1646	1204	812	560
CATTARAUGUS COUNTY	3139	1943	1196	3008	1906	1102	131	37	94	797	577	189	138
CAYUGA COUNTY	2874	1654	1220	2709	1609	1097	168	45	123	675	429	253	161
CHAUTAUQUA COUNTY	4071	2539	1532	3632	2418	1214	439	121	318	800	560	347	277
CHEMUNG COUNTY	1702	988	714	1595	941	654	107	60	60	268	195	166	125
CHENANGO COUNTY	1670	958	712	1500	923	577	170	35	135	448	288	187	119
CLINTON COUNTY	3492	1962	1530	3110	1871	1239	382	91	291	774	468	335	205
COLUMBIA COUNTY	1779	997	782	1651	944	707	128	53	75	458	268	154	82
CORTLAND COUNTY	1844	1160	684	1620	1091	529	224	69	155	351	275	148	87
DELAWARE COUNTY	1323	899	424	1177	871	306	146	28	118	362	266	135	111
DUTCHESS COUNTY	9156	4620	4536	8610	4454	4156	546	166	380	1650	1095	759	432
ERIE COUNTY	41182	25352	15830	34400	22506	11894	6782	2846	3936	6665	5018	2955	1622
ESSEX COUNTY	1114	701	413	1000	671	329	114	30	84	301	200	111	80
FRANKLIN COUNTY	1592	1074	518	1465	1036	429	127	38	89	399	263	144	113
FULTON COUNTY	1723	1022	701	1634	996	638	89	26	63	411	270	164	114
GENESEE COUNTY	2573	1486	1087	2329	1435	894	244	51	193	566	372	221	152
GREENE COUNTY	1331	752	579	1253	734	519	78	18	60	366	204	138	80
HAMILTON COUNTY	130	91	39	116	87	29	14	4	10	21	16	9	7
HERKIMER COUNTY	2306	1474	832	2154	1445	709	152	29	123	574	419	222	172
JEFFERSON COUNTY	3763	2091	1672	3451	2038	1413	312	53	259	829	543	465	229
KINGS COUNTY	8900	6287	2613	8245	5790	2455	655	497	158	1698	1405	833	506
LEWIS COUNTY	731	504	227	669	486	183	62	18	44	194	161	70	47
LIVINGSTON COUNTY	2034	1283	751	1814	1231	583	220	52	168	486	306	157	122
MADISON COUNTY	1884	1308	576	1734	1265	469	150	43	107	498	376	188	151
MONROE COUNTY	23715	14182	9533	21512	13561	7951	2203	621	1582	4487	3246	1490	1175
MONTGOMERY COUNTY	1487	966	521	1385	920	465	102	46	56	371	288	137	98
NASSAU COUNTY	35538	21168	14370	54467	20496	13971	1071	672	399	7547	5614	3197	1823
NEW YORK (MANHATTAN)	6874	3813	3061	6382	3441	2941	492	372	120	1148	841	622	305
NIAGARA COUNTY	8680	5310	3370	7968	5085	2883	712	225	487	1755	1341	669	429
ONEIDA COUNTY	8883	5322	3561	8159	5131	3028	724	533	533	1685	1120	806	593
ONONDAGA COUNTY	14318	8823	5495	12953	8367	4586	1365	456	909	3080	2074	989	753
ONTARIO COUNTY	3217	1985	1232	3022	1931	1091	195	54	141	652	480	222	191
ORANGE COUNTY	9458	4884	4574	8911	4773	4138	547	111	436	2172	1336	678	407

FALL 1991 CREDIT COURSE STUDENTS BY PERMANENT RESIDENCE  
STATE UNIVERSITY OF NEW YORK

PERMANENT RESIDENCE	ALL LEVELS			UNDERGRADUATE			GRADUATE			NEW UNDERGRADUATES FIRST TIME TRANSFERS			
	TOTAL	FULL- TIME	PART- TIME	TOTAL	FULL- TIME	PART- TIME	TOTAL	FULL- TIME	PART- TIME	TOTAL	FULL- TIME	TOTAL	
													FULL- TIME
ORLEANS COUNTY	1217	696	521	1099	675	424	118	21	97	257	180	91	56
OSWEGO COUNTY	3343	2148	1195	2956	2073	883	387	75	312	825	588	236	165
OTSEGO COUNTY	1825	1202	623	1512	1115	397	313	87	226	438	274	180	146
PUTNAM COUNTY	2158	1405	753	2102	1377	725	56	28	28	572	386	183	108
QUEENS COUNTY	11194	7825	3369	10483	7246	3237	711	579	132	2312	1924	1006	578
RENSELAER COUNTY	4817	2651	2166	4379	2520	1859	438	131	307	1152	733	371	257
RICHMOND (STATEN ISLAND)	2334	1941	393	2178	1818	360	156	123	33	518	479	162	135
ROCKLAND COUNTY	10950	6380	4570	10704	6239	4465	246	141	105	2524	1626	783	425
ST. LAWRENCE COUNTY	3474	2571	903	3127	2448	679	347	123	224	795	639	297	216
SARATOGA COUNTY	6062	3554	2508	5462	3367	2095	600	187	413	1409	908	609	360
SCHENECTADY COUNTY	5016	2661	2355	4583	2512	2071	433	149	284	1196	710	459	239
SCHOHARIE COUNTY	877	569	308	799	546	253	78	23	55	247	175	100	77
SCHUYLER COUNTY	328	207	121	312	205	107	16	2	14	75	58	41	29
SENECA COUNTY	962	569	393	928	552	376	34	17	17	286	169	83	60
STEBEN COUNTY	4005	2455	1550	3897	2416	1481	108	39	69	1075	761	281	229
SUFFOLK COUNTY	46911	27546	19365	42899	25829	17070	4012	1717	2295	10305	6766	3223	2360
SULLIVAN COUNTY	2289	1389	920	2161	1337	824	128	32	96	577	369	216	130
TIOGA COUNTY	1822	1139	683	1620	1074	546	202	65	137	398	297	165	126
TOMPKINS COUNTY	2681	1642	1039	2177	1338	839	504	304	200	409	313	274	133
ULSTER COUNTY	6240	3189	3051	5673	3063	2610	567	126	441	1379	798	505	327
WARREN COUNTY	2114	1214	900	1935	1154	781	179	60	119	472	308	212	129
WASHINGTON COUNTY	1515	959	606	1461	924	537	104	35	69	396	302	150	103
WAYNE COUNTY	2585	1630	955	2436	1586	850	149	44	105	623	446	189	147
WESTCHESTER COUNTY	16678	8848	7830	16271	8563	7708	407	285	122	4563	2371	1213	764
WYOMING COUNTY	1269	809	460	1179	777	402	90	32	58	291	205	114	80
YATES COUNTY	497	311	186	463	301	162	34	10	24	106	78	37	32
COUNTY UNKNOWN	2029	574	1455	1619	484	1135	410	90	320	328	85	217	69
REST OF THE UNITED STATES	9161	7142	2019	7231	5763	1468	1930	1379	551	1748	1484	929	724
ALABAMA	17	13	4	8	8	-	9	5	4	3	3	1	1
ALASKA	35	27	8	19	18	1	16	9	7	4	3	4	4
ARIZONA	22	19	3	10	8	2	12	11	2	2	2	7	5
ARKANSAS	13	13	-	5	5	-	8	8	-	-	-	1	1
CALIFORNIA	351	312	39	191	176	15	160	136	24	38	36	32	25
COLORADO	62	58	4	35	34	1	27	24	3	6	6	8	8
CONNECTICUT	808	640	168	705	570	135	103	70	33	173	142	78	62
DELAWARE	35	30	5	26	21	5	9	9	-	7	7	2	2
DISTRICT OF COLUMBIA	34	25	9	19	14	5	15	11	4	3	2	4	4
FLORIDA	237	210	27	192	178	14	45	32	13	35	33	34	31
GEORGIA	60	53	7	36	34	2	24	19	5	9	8	2	1
HAWAII	32	27	5	24	23	1	8	4	4	3	3	4	3
IDAHO	11	8	3	6	5	1	5	3	2	-	-	-	-

120

110



FALL 1991 CREDIT COURSE STUDENTS BY PERMANENT RESIDENCE  
STATE UNIVERSITY OF NEW YORK

PERMANENT RESIDENCE	ALL LEVELS			UNDERGRADUATE			GRADUATE			NEW UNDERGRADUATES TRANSFERS		
	TOTAL	FULL-TIME	PART-TIME	TOTAL	FULL-TIME	PART-TIME	TOTAL	FULL-TIME	PART-TIME	TOTAL	FULL-TIME	TOTAL
ILLINOIS	166	145	21	81	80	1	85	65	20	19	19	11
INDIANA	65	55	10	35	34	1	30	21	9	7	7	5
IOWA	26	18	8	8	8	-	18	10	8	3	3	1
KANSAS	27	22	5	17	15	2	10	7	3	3	4	2
KENTUCKY	23	18	5	17	14	3	6	4	2	2	2	2
LOUISIANA	26	23	3	17	15	2	9	8	1	4	4	3
MAINE	93	82	11	75	66	9	18	16	2	17	17	7
MARYLAND	326	295	31	254	231	23	72	64	8	61	60	34
MASSACHUSETTS	675	587	88	493	456	37	182	131	51	138	128	72
MICHIGAN	175	154	21	118	110	8	57	44	13	35	35	22
MINNESOTA	60	47	13	28	27	1	32	20	12	2	2	6
MISSISSIPPI	11	11	-	4	4	-	7	7	-	1	1	2
MISSOURI	44	39	5	20	20	-	24	19	5	5	5	3
MONTANA	10	9	1	2	2	-	8	7	1	1	1	1
NEBRASKA	18	11	7	13	9	4	5	2	3	3	2	4
NEVADA	4	2	2	3	1	2	1	1	-	1	1	-
NEW HAMPSHIRE	154	140	14	125	117	8	29	23	6	29	29	13
NEW JERSEY	2524	1869	655	2311	1709	602	213	160	53	556	472	281
NEW MEXICO	27	22	5	16	15	1	11	7	4	5	4	1
NORTH CAROLINA	67	55	12	44	38	6	23	17	6	12	11	7
NORTH DAKOTA	10	9	1	7	7	-	3	2	1	-	-	3
OHIO	264	225	39	192	177	15	72	48	24	33	30	17
OKLAHOMA	33	26	7	22	21	1	11	5	6	4	3	7
OREGON	41	40	1	26	26	-	15	14	1	6	6	6
PENNSYLVANIA	1676	1035	641	1404	902	502	272	133	139	340	237	154
RHODE ISLAND	60	56	4	44	44	-	16	12	4	10	10	6
SOUTH CAROLINA	29	24	5	20	18	2	9	6	3	7	5	2
SOUTH DAKOTA	4	2	2	2	2	-	2	-	2	1	1	1
TENNESSEE	36	28	8	24	20	4	12	8	4	5	4	2
TEXAS	124	108	16	73	69	4	51	39	12	19	17	10
UTAH	17	14	3	10	9	1	7	5	2	3	2	1
VERMONT	284	230	54	241	205	36	43	25	18	84	74	26
VIRGINIA	167	151	16	117	111	6	50	40	10	31	28	12
WASHINGTON	71	65	6	36	34	2	35	31	4	6	5	7
WEST VIRGINIA	20	19	1	14	14	-	6	5	1	1	1	1
WISCONSIN	69	56	13	28	27	1	41	29	12	10	9	1
WYOMING	8	7	1	4	4	-	4	3	1	-	-	-
OTHER U.S.	10	8	2	10	8	2	-	-	-	1	1	-
US TERRITORIES + POSS.	85	75	10	43	40	3	42	35	7	11	11	2
GUAM	1	1	-	1	1	-	-	-	-	-	-	-
PACIFIC IS. TRUST TERR.	6	5	1	6	5	1	-	-	-	-	-	-
PUERTO RICO	71	62	9	30	28	2	41	34	7	9	9	1

FALL 1991 CREDIT COURSE STUDENTS BY PERMANENT RESIDENCE  
STATE UNIVERSITY OF NEW YORK

PERMANENT RESIDENCE	ALL LEVELS		UNDERGRADUATE		GRADUATE		NEW UNDERGRADUATES FIRST TIME		TRANSFERS	FULL-TIME
	TOTAL	FULL-TIME	TOTAL	FULL-TIME	TOTAL	FULL-TIME	TOTAL	FULL-TIME		
VIRGIN ISLANDS	7	7	6	6	1	1	2	2	1	1
FOREIGN COUNTRIES	8352	6366	3628	3000	4724	3366	614	487	584	481
FAR EAST	4698	3546	1595	1393	3103	2153	201	175	251	208
BANGLADESH	55	40	27	25	28	15	6	5	2	2
BHUTAN	2	2	2	2	-	-	-	-	-	-
BURMA	10	10	9	9	1	1	-	-	-	-
KAMPUCHEA	1	1	1	1	-	-	-	-	-	-
PEOPLES REPUB. OF CHINA	1250	840	134	94	1116	746	10	9	38	26
REPUBLIC OF CHINA	863	639	139	115	724	524	19	15	25	19
HONG KONG	186	163	133	126	7	37	14	13	20	20
INDIA	561	397	90	73	471	324	9	9	16	11
INDONESIA	98	82	57	49	41	33	7	6	5	3
JAPAN	700	639	589	551	111	88	71	60	96	91
PEOPLES REPUB. OF KOREA	39	34	33	30	6	4	11	9	8	7
REPUBLIC OF KOREA	557	402	148	129	409	273	21	21	16	9
LAOS	1	1	1	1	-	-	-	-	-	-
MACAO	3	3	3	3	-	-	-	-	1	1
MALAYSIA	131	109	97	82	34	27	9	9	10	9
NEPAL	19	12	8	5	3	7	1	1	1	-
PHILIPPINES	88	62	46	31	42	31	9	5	5	4
SINGAPORE	41	35	28	25	13	10	4	4	5	3
SRI LANKA	39	29	20	16	19	13	4	3	1	1
THAILAND	43	36	20	17	23	19	3	3	2	2
VIET-NAM	11	10	10	9	1	1	3	3	-	-
NEAR AND MIDDLE EAST	594	435	403	310	191	125	36	29	63	54
AFGHANISTAN	2	2	2	2	-	-	-	-	1	1
BAHRAIN	2	1	2	1	-	-	-	-	-	-
CYPRUS	96	59	80	47	16	12	3	3	9	9
IRAN	73	53	40	32	33	21	7	4	7	5
IRAQ	1	-	1	-	-	-	-	-	-	-
ISRAEL	74	56	59	46	15	10	7	7	11	8
JORDAN	49	39	32	28	17	11	2	2	6	6
KUWAIT	6	5	6	5	-	-	2	2	2	2
LEBANON	34	24	25	18	9	6	-	-	2	2
OMAN	1	1	1	1	-	-	-	-	-	-
PAKISTAN	138	110	110	90	28	20	11	8	19	16
QATAR	1	-	1	-	-	-	-	-	-	-
SAUDI ARABIA	21	14	8	6	13	8	1	1	1	1
SYRIA	11	10	6	6	4	4	1	1	1	1

194

193



FALL 1991 CREDIT COURSE STUDENTS BY PERMANENT RESIDENCE  
STATE UNIVERSITY OF NEW YORK

PERMANENT RESIDENCE	ALL LEVELS		UNDERGRADUATE		GRADUATE		NEW UNDERGRADUATES FIRST TIME		TOTAL TRANSFERS			
	TOTAL	FULL-TIME	PART-TIME	TOTAL	FULL-TIME	PART-TIME	TOTAL	FULL-TIME				
										TOTAL	FULL-TIME	PART-TIME
TURKEY	74	51	23	24	22	2	50	29	21	2	1	4
UNITED ARAB EMIRATES	3	3	-	2	2	-	1	1	-	-	-	-
ARAB REPUB. OF YEMEN	5	4	1	3	3	-	2	1	1	-	-	-
PEOPLES REPUB. OF YEMEN	3	3	-	1	1	-	2	2	-	-	-	-
EUROPE	1133	917	216	514	429	85	619	488	131	119	99	126
ALBANIA	4	4	-	3	3	-	1	1	-	-	-	3
ANDORRA	2	2	-	2	2	-	-	-	-	1	1	-
AUSTRIA	15	12	3	7	5	2	8	7	1	2	1	1
BELGIUM	15	11	4	4	1	1	11	8	3	1	1	1
BULGARIA	11	9	2	4	3	1	7	6	1	1	1	2
CZECHOSLOVAKIA	19	15	4	6	5	1	13	10	3	1	1	-
DENMARK	12	11	1	-	-	-	12	11	1	-	-	-
FINLAND	19	15	4	10	8	2	9	7	2	1	-	2
FRANCE	62	49	13	23	20	3	39	29	10	4	3	10
FEDERAL REP. OF GERMANY	216	185	31	47	39	8	169	146	23	15	14	9
GERMAN DEMOCRATIC REPUB	4	4	-	3	3	-	1	1	-	2	2	-
GREECE	110	92	18	56	54	2	54	38	16	7	7	9
HUNGARY	18	15	3	7	6	1	11	9	2	1	1	1
ICELAND	13	11	2	5	5	2	8	6	2	2	2	-
IRELAND	18	10	8	8	5	3	10	5	5	3	1	1
ITALY	56	43	13	30	27	3	26	16	10	7	5	4
LIECHTENSTEIN	1	1	-	1	1	-	-	-	-	1	1	-
MALTA	1	1	-	-	-	-	1	1	-	-	-	-
NETHERLANDS	34	27	7	8	6	2	26	21	5	3	1	1
NORWAY	15	10	5	9	8	1	6	2	4	1	1	1
POLAND	49	39	10	26	19	7	23	20	3	5	1	3
PORTUGAL	16	12	4	4	1	3	12	11	1	1	-	-
ROMANIA	9	9	-	2	2	-	7	7	-	1	1	-
SPAIN	94	68	26	36	31	5	58	37	21	8	8	4
SWEDEN	25	22	3	21	19	2	4	3	1	9	7	4
SWITZERLAND	19	13	6	13	4	4	6	4	2	3	2	1
SOVIET SOCIALIST REPUB.	65	60	5	33	29	4	32	31	7	9	7	18
UNITED KINGDOM	180	142	38	136	108	28	44	34	10	27	27	43
YUGOSLAVIA	31	25	6	10	8	2	21	17	4	3	3	1
CARIBBEAN	204	144	60	176	125	51	28	19	9	38	23	20
ANTIGUA	5	4	1	5	4	1	-	-	-	-	-	-
BAHAMAS	10	10	-	8	8	-	2	2	-	2	2	2
BARBADOS	10	9	1	7	7	-	3	2	1	1	1	-
BRITISH VIRGIN ISLANDS	1	1	-	1	1	-	-	-	-	-	-	-
CAYMAN ISLANDS	1	1	-	-	-	-	1	1	-	-	-	-
CUBA	2	-	2	2	-	2	-	-	-	-	-	1

BEST COPY AVAILABLE



FALL 1991 CREDIT COURSE STUDENTS BY PERMANENT RESIDENCE  
STATE UNIVERSITY OF NEW YORK

PERMANENT RESIDENCE	ALL LEVELS			UNDERGRADUATE			GRADUATE			NEW UNDERGRADUATES TRANSFERS		
	TOTAL	FULL-TIME	PART-TIME	TOTAL	FULL-TIME	PART-TIME	TOTAL	FULL-TIME	PART-TIME	TOTAL	FULL-TIME	TOTAL
DOMINICA	5	5	-	5	5	-	-	-	-	-	1	-
DOMINICAN REPUBLIC	13	10	3	8	7	1	5	3	2	-	-	3
GRENADA	11	6	5	11	6	5	5	-	-	1	1	1
HAITI	37	16	21	35	16	19	2	-	2	14	6	4
JAMAICA	64	50	14	56	44	12	8	6	2	12	9	8
NETHERLANDS ANTILLES	4	3	1	4	3	1	-	-	-	1	-	-
ST LUCIA	1	1	-	1	1	-	-	-	-	-	-	-
ST VINCENT	1	1	-	1	1	-	-	-	-	1	1	-
TRINIDAD-TOBAGO	39	27	12	32	22	10	7	5	2	5	2	1
AFRICA	338	265	73	138	112	26	200	153	47	28	24	14
ALGERIA	6	2	4	1	-	1	5	2	3	-	-	1
ANGOLA	4	4	-	4	4	-	-	-	-	-	-	2
BOTSWANA	3	3	-	-	-	-	3	3	-	-	-	-
BURUNDI	5	5	-	-	-	-	5	5	-	-	-	-
CAMEROON	7	6	1	5	5	-	2	1	1	2	2	-
CONGO	2	1	1	-	-	-	2	1	1	-	-	-
EGYPT	20	11	9	8	5	3	12	6	6	1	1	-
ETHIOPIA	21	16	5	12	9	3	9	7	2	-	-	1
GAMBIA	5	4	1	3	3	-	2	1	1	-	-	-
GHANA	24	19	5	6	5	1	18	14	4	2	2	-
GUINEA	2	2	-	2	2	-	-	-	-	-	-	-
IVORY COAST	14	12	2	6	6	-	8	6	2	1	1	1
KENYA	23	22	1	8	8	-	15	14	1	2	2	1
LESOTHO	2	2	-	1	1	-	1	1	-	-	-	-
LIBERIA	8	6	2	4	3	1	4	3	1	-	-	-
LIBYA	1	1	-	1	1	-	-	-	-	-	-	-
MADAGASCAR	3	2	1	3	2	1	-	-	-	-	-	-
MALAWI	10	9	1	3	3	-	7	6	1	1	1	1
MALI	3	1	2	-	-	-	3	1	2	-	-	-
MAURITIUS	1	1	-	-	-	-	-	-	-	-	-	-
MOROCCO	14	11	3	10	9	1	4	2	2	4	4	2
MOZAMBIQUE	8	7	1	1	1	1	7	7	-	-	-	-
NAMIBIA	1	-	1	1	1	-	-	-	-	-	-	-
NIGER	1	-	1	-	-	-	1	1	1	-	-	-
NIGERIA	41	31	10	21	15	6	20	16	4	7	5	1
RWANDA	1	1	-	1	-	-	1	1	-	-	-	-
SENEGAL	6	5	1	4	3	1	2	2	-	2	2	-
SEYCHELLES	1	1	-	-	-	-	1	1	-	-	-	-
SIERRA LEONE	5	3	2	2	1	1	3	2	1	-	-	-
SOMALIA	4	2	2	2	1	1	2	1	1	-	-	-
SOUTH AFRICA	31	24	7	13	12	1	18	12	6	3	3	1

198

197



FALL 1991 CREDIT COURSE STUDENTS BY PERMANENT RESIDENCE  
STATE UNIVERSITY OF NEW YORK

PERMANENT RESIDENCE	ALL LEVELS		UNDERGRADUATE		GRADUATE		NEW UNDERGRADUATES FIRST TIME		TRANSFERS	
	TOTAL	FULL-TIME	PART-TIME	TOTAL	FULL-TIME	PART-TIME	TOTAL	FULL-TIME	TOTAL	FULL-TIME
SUDAN	7	6	1	1	1	5	-	-	-	-
SWAZILAND	2	2	-	-	-	2	-	-	-	-
TANZANIA	9	8	1	1	1	7	-	-	-	-
TOGO	3	2	1	-	-	3	-	-	-	-
TUNISIA	4	4	-	2	-	2	-	-	1	1
UGANDA	11	9	2	4	3	7	6	1	-	-
UPPER VOLTA	1	1	-	-	-	1	-	-	-	-
ZAIRES	11	9	2	4	4	7	5	-	-	-
ZAMBIA	8	6	2	2	2	6	4	2	2	2
ZIMBABWE	4	3	1	2	1	2	2	-	1	-
DAHOMY	1	1	-	-	-	1	-	-	-	-
CENTRAL AMERICA	101	78	23	65	49	16	36	29	7	10
RELIZE	8	7	1	5	4	1	3	3	-	-
COSTA RICA	18	13	5	10	7	3	8	6	2	2
EL SALVADOR	19	14	5	17	13	4	2	1	7	4
GUATEMALA	11	9	2	2	2	7	9	4	-	-
HONDURAS	15	9	6	10	5	5	5	4	3	1
NICARAGUA	6	5	1	3	2	1	3	3	1	1
PANAMA	24	21	3	18	16	2	6	5	2	2
SOUTH AMERICA	331	267	64	134	108	26	197	159	38	26
ARGENTINA	38	31	7	13	11	2	25	20	5	4
BOLIVIA	8	6	2	3	3	-	5	3	2	-
BRAZIL	85	74	11	33	28	5	52	46	8	7
CHILE	32	23	9	10	6	4	22	17	5	1
COLOMBIA	59	43	16	17	12	5	42	31	11	4
ECUADOR	17	13	4	10	8	2	7	5	2	2
GUYANA	20	17	3	10	8	2	10	9	1	1
PERU	34	27	7	18	16	2	16	11	5	3
SURINAME	4	4	2	2	3	1	1	1	2	1
URUGUAY	4	4	-	1	1	-	3	3	-	-
VENEZUELA	30	27	3	16	14	2	14	13	6	2
OCEANIA	27	24	3	10	9	1	17	15	2	2
AUSTRALIA	18	15	3	8	7	1	10	8	2	1
NEW ZEALAND	9	9	-	2	2	-	7	7	-	-
NORTH AMERICA	602	463	139	294	256	38	308	207	101	44
BERMUDA	6	6	-	5	5	-	1	1	1	1
CANADA	526	398	128	262	227	35	264	171	93	33
MEXICO	70	59	11	27	24	3	43	35	8	10



FALL 1991 CREDIT COURSE STUDENT'S BY PERMANENT RESIDENCE  
STATE UNIVERSITY OF NEW YORK

PERMANENT RESIDENCE	ALL LEVELS		UNDERGRADUATE		GRADUATE		NEW UNDERGRADUATES FIRST TIME		TRANSFERS				
	TOTAL	FULL-TIME	PART-TIME	TOTAL	FULL-TIME	PART-TIME	TOTAL	FULL-TIME					
FOREIGN RESIDENCE UNKNOWN	324	227	97	299	209	90	25	18	7	92	56	35	26
FOREIGN COUNTRY UNKNOWN	324	227	97	299	209	90	25	18	7	92	56	35	26
RESIDENCE UNKNOWN	356	229	127	274	170	104	82	59	23	82	49	47	28
RESIDENCE UNSPECIFIED	356	229	127	274	170	104	82	59	23	82	49	47	28

131

132

FALL 1991 CREDIT COURSE STUDENTS BY PERMANENT RESIDENCE  
ALL UNIVERSITY CENTERS

PERMANENT RESIDENCE	ALL LEVELS		UNDERGRADUATE		GRADUATE		NEW UNDERGRADUATES TRANSFERS						
	TOTAL	PART-TIME	TOTAL	PART-TIME	TOTAL	PART-TIME	TOTAL	PART-TIME					
									FULL-TIME	FULL-TIME	FULL-TIME	FULL-TIME	
ALL STUDENTS	69450	50007	19443	49546	40738	8808	19904	9269	10635	9208	7525	5991	4232
UNITED STATES	65339	47034	18305	48729	40015	8714	16610	7019	9591	9136	7457	5799	4072
NEW YORK COUNTIES	63361	45520	17841	47661	38999	8662	15700	6521	9179	8885	7209	5675	3961
ALBANY COUNTY	3272	1415	1857	1813	908	905	1459	507	952	537	121	246	134
ALLEGANY COUNTY	61	49	12	44	39	5	17	10	7	7	6	11	7
BRONX COUNTY	1196	1142	54	1124	1097	27	72	45	27	222	221	52	49
BROOME COUNTY	3032	1429	1603	1625	998	627	1407	431	976	120	95	259	166
CATTARAUGUS COUNTY	169	129	40	124	110	14	45	19	26	17	17	18	12
CAYUGA COUNTY	100	88	12	81	78	3	19	10	9	15	15	16	16
CHAUTAUQUA COUNTY	272	222	50	189	174	15	83	48	35	31	31	31	27
CHEMUNG COUNTY	204	162	42	149	139	10	55	23	32	12	12	27	24
CHENANGO COUNTY	183	110	73	110	90	20	73	20	53	13	13	18	15
CLINTON COUNTY	80	69	11	56	53	3	24	16	8	11	11	2	2
COLUMBIA COUNTY	307	138	169	211	103	108	36	35	61	77	16	31	19
CORTLAND COUNTY	102	66	36	53	47	6	45	19	30	5	5	5	4
DELAWARE COUNTY	117	74	43	70	61	9	47	13	34	10	10	11	9
DUTCHESS COUNTY	757	619	138	601	541	60	156	78	78	126	92	93	88
ERIE COUNTY	12279	6990	5289	8263	5152	3111	4016	1838	2178	860	727	1177	376
ESSEX COUNTY	48	33	15	33	26	7	15	7	8	5	5	11	6
FRANKLIN COUNTY	41	38	3	33	32	1	8	6	2	5	5	3	3
FULTON COUNTY	199	91	108	148	76	72	51	15	36	46	6	28	22
GENESEE COUNTY	189	130	59	124	101	23	65	29	36	10	9	21	15
GREENE COUNTY	226	87	139	168	73	95	58	14	44	79	8	28	18
HAMILTON COUNTY	11	6	5	5	3	2	6	3	3	-	-	2	1
HERKIMER COUNTY	90	65	25	53	51	2	37	14	23	9	9	15	13
JEFFERSON COUNTY	81	75	6	70	67	3	11	8	3	11	11	10	10
KINGS COUNTY	2738	2633	105	2543	2500	43	195	133	62	560	557	147	138
LEWIS COUNTY	23	20	3	20	19	1	3	1	2	1	1	5	4
LIVINGSTON COUNTY	104	80	24	76	69	7	28	11	17	16	15	12	8
MADISON COUNTY	133	105	28	96	90	6	37	15	22	16	16	20	20
MONROE COUNTY	1554	1345	209	1147	1100	47	407	245	162	195	195	128	115
MONTGOMERY COUNTY	183	124	59	108	88	20	75	36	39	14	13	22	18
NASSAU COUNTY	5115	4645	470	4613	4433	180	502	212	290	954	950	467	429
NEW YORK (MANHATTAN)	1528	1442	86	1356	1323	33	172	119	53	287	287	84	77
NIAGARA COUNTY	1422	855	567	1054	717	337	368	138	230	141	136	158	84
ONEIDA COUNTY	448	345	103	298	275	23	150	70	80	57	57	50	47
ONONDAGA COUNTY	986	901	85	817	794	23	169	107	62	136	136	89	81
ONTARIO COUNTY	159	134	25	119	114	5	40	20	20	28	28	22	22
ORANGE COUNTY	788	697	91	691	650	41	97	47	50	142	123	63	60



FALL 1991 CREDIT COURSE STUDENTS BY PERMANENT RESIDENCE  
ALL UNIVERSITY CENTERS

PERMANENT RESIDENCE	ALL LEVELS			UNDERGRADUATE			GRADUATE			NEW UNDERGRADUATES		
	TOTAL	FULL-TIME	PART-TIME	TOTAL	FULL-TIME	PART-TIME	TOTAL	FULL-TIME	PART-TIME	TOTAL	FULL-TIME	TOTAL
ORLEANS COUNTY	72	49	23	51	39	12	21	10	11	6	6	8
OSWEGO COUNTY	160	148	12	135	131	4	25	17	8	41	41	9
OTSEGO COUNTY	154	92	62	67	59	8	87	33	54	11	11	16
PUTNAM COUNTY	250	215	35	229	200	29	21	15	6	53	29	19
QUEENS COUNTY	3674	3520	154	3431	3351	80	243	169	74	823	819	216
RENSELAER COUNTY	943	458	485	538	344	194	405	114	291	129	35	120
RICHMOND (STATEN ISLAND)	976	949	27	933	924	9	43	25	18	220	219	67
ROCKLAND COUNTY	1506	1354	152	1435	1304	131	71	50	21	329	242	115
ST. LAWRENCE COUNTY	67	52	15	35	34	1	32	18	14	8	8	4
SARATOGA COUNTY	1151	585	566	678	437	241	473	148	325	165	54	107
SCHENECTADY COUNTY	1131	459	672	744	340	404	387	119	268	274	59	99
SCHOHARIE COUNTY	114	51	63	77	36	41	37	15	22	30	5	10
SCHUYLER COUNTY	21	15	6	15	14	1	6	1	5	2	2	4
SENECA COUNTY	50	47	3	39	39	-	11	8	3	5	5	5
STEBEN COUNTY	136	121	15	102	98	4	34	23	11	17	17	16
SUFFOLK COUNTY	10798	7755	3043	7851	6709	1142	2947	1046	1901	1211	1152	1147
SULLIVAN COUNTY	215	188	27	181	178	3	34	10	24	34	34	31
TIOGA COUNTY	393	218	175	258	179	79	135	39	96	27	26	38
TOMPKINS COUNTY	249	182	67	142	129	13	107	53	54	26	26	21
ULSTER COUNTY	730	404	326	564	342	222	166	62	104	226	59	57
WARREN COUNTY	164	113	51	105	79	26	59	34	25	19	9	20
WASHINGTON COUNTY	102	59	43	49	42	7	53	17	36	11	9	13
WAYNE COUNTY	137	126	11	114	109	5	23	17	6	19	19	11
WESTCHESTER COUNTY	1834	1704	130	1697	1603	94	137	101	36	407	357	124
WYOMING COUNTY	87	63	24	69	54	15	18	9	9	14	14	10
YATES COUNTY	25	20	5	20	18	2	5	2	3	1	1	3
COUNTY UNKNOWN	25	20	5	17	16	1	8	4	4	2	2	3
REST OF THE UNITED STATES	1953	1496	457	1064	1013	51	889	483	406	249	246	123
ALABAMA	4	1	3	1	1	-	3	-	-	1	1	-
ALASKA	17	12	5	7	7	-	10	5	5	1	1	1
ARIZONA	5	4	1	1	1	-	1	3	1	-	-	1
ARKANSAS	5	5	-	2	2	-	3	3	-	-	-	1
CALIFORNIA	67	47	20	23	22	1	44	25	19	7	7	8
COLORADO	10	9	1	3	3	-	7	6	1	-	-	2
CONNECTICUT	125	106	19	83	80	3	42	26	16	21	21	6
DELAWARE	4	4	-	2	2	-	2	2	-	-	-	-
DISTRICT OF COLUMBIA	12	8	4	2	2	-	10	6	4	-	-	-
FLORIDA	58	46	12	39	37	2	19	9	10	7	7	10
GEORGIA	21	17	4	6	6	-	15	11	4	1	1	1
HAWAII	3	-	3	1	-	1	2	-	2	-	-	1
ILLINOIS	45	29	16	8	8	-	37	21	16	1	1	3

135

136



FALL 1991 CREDIT COURSE STUDENTS BY PERMANENT RESIDENCE  
ALL UNIVERSITY CENTERS

PERMANENT RESIDENCE	ALL LEVELS		UNDERGRADUATE		GRADUATE		NEW UNDERGRADUATES FIRST TIME		TOTAL			
	TOTAL	FULL-TIME	TOTAL	FULL-TIME	TOTAL	FULL-TIME	TOTAL	FULL-TIME				
										PART-TIME	PART-TIME	
INDIANA	23	14	9	4	4	4	19	10	9	1	1	2
IOWA	11	5	6	2	2	2	9	3	6	1	1	1
KANSAS	9	5	4	5	3	2	4	2	2	1	1	2
KENTUCKY	3	2	1	1	1	1	2	1	1	-	-	-
LOUISIANA	7	6	1	1	1	1	6	5	1	-	-	-
MAINE	14	11	3	9	8	1	5	3	2	4	4	2
MARYLAND	70	66	4	45	45	2	25	21	4	11	11	5
MASSACHUSETTS	183	135	48	76	74	2	107	61	46	26	25	10
MICHIGAN	27	17	10	1	1	1	26	16	10	1	1	-
MINNESOTA	18	10	8	3	3	-	15	7	8	-	-	-
MISSISSIPPI	3	3	-	-	-	-	3	3	-	-	-	-
MISSOURI	13	9	4	3	3	-	10	6	4	3	3	-
MONTANA	4	4	-	-	-	-	4	4	-	-	-	-
NEBRASKA	6	4	2	3	3	-	3	1	2	-	-	1
NEW HAMPSHIRE	32	26	6	15	14	1	17	12	5	4	4	-
NEW JERSEY	588	559	29	516	509	7	72	50	22	134	134	30
NEW MEXICO	8	4	4	3	3	-	5	1	4	1	1	1
NORTH CAROLINA	14	9	5	3	3	-	11	6	5	-	-	2
NORTH DAKOTA	3	2	1	2	2	-	2	-	1	-	-	2
OHIO	49	34	15	12	12	-	37	22	15	2	2	2
OKLAHOMA	10	5	5	4	4	-	6	1	5	1	1	1
OREGON	5	4	1	3	3	-	2	1	1	-	-	3
PENNSYLVANIA	306	156	150	124	95	29	182	61	121	12	11	15
RHODE ISLAND	15	12	3	8	8	-	7	4	3	1	1	-
SOUTH CAROLINA	7	6	1	3	3	-	4	3	1	-	-	-
SOUTH DAKOTA	1	1	-	1	1	-	-	-	-	1	1	-
TENNESSEE	9	5	4	3	1	2	6	4	2	1	1	-
TEXAS	26	20	6	4	4	-	22	16	6	1	1	1
UTAH	4	2	2	1	1	-	3	1	2	-	-	-
VERMONT	38	23	15	15	15	-	23	8	15	3	3	3
VIRGINIA	36	27	9	13	13	-	23	14	9	1	1	2
WASHINGTON	11	9	2	8	8	-	10	8	2	-	-	1
WEST VIRGINIA	3	2	1	-	-	-	3	2	1	-	-	-
WISCONSIN	17	8	9	1	1	-	16	7	9	-	-	-
WYOMING	4	3	1	1	1	-	3	2	1	-	-	-
US TERRITORIES + POSS.	25	18	7	4	3	1	21	15	6	2	2	1
PUERTO RICO	25	18	7	4	3	1	21	15	6	2	2	1
FOREIGN COUNTRIES	4043	2926	1117	772	684	88	3271	2242	1029	63	60	188
FAR EAST	2718	1943	775	475	419	56	2243	1524	719	39	38	105

FALL 1991 CREDIT COURSE STUDENTS BY PERMANENT RESIDENCE  
ALL UNIVERSITY CENTERS

PERMANENT RESIDENCE	ALL LEVELS		UNDERGRADUATE		GRADUATE		NEW UNDERGRADUATES		TRANSFERS
	TOTAL	FULL-TIME	PART-TIME	TOTAL	FULL-TIME	PART-TIME	TOTAL	FULL-TIME	
BANGLADESH	33	25	8	14	-	11	8	2	-
BURMA	1	1	-	-	-	1	-	-	-
PEOPLES REPUB. OF CHINA	818	552	266	32	14	520	252	5	19
REPUBLIC OF CHINA	579	412	167	33	8	379	159	2	10
HONG KONG	110	94	16	65	-	29	13	7	9
INDIA	408	289	119	30	4	259	115	3	9
INDONESIA	45	38	7	21	2	17	5	1	2
JAPAN	172	146	26	89	3	57	23	3	39
REPUBLIC OF KOREA	383	250	133	56	12	194	121	11	7
MACAO	1	1	-	1	-	-	-	-	-
MALAYSIA	87	74	13	63	8	19	5	-	6
NEPAL	2	1	1	-	-	1	1	-	-
PHILIPPINES	28	22	6	4	-	18	6	2	-
SINGAPORE	22	17	5	10	2	7	3	1	4
SRI LANKA	20	14	6	7	-	13	6	2	-
THAILAND	8	6	2	2	-	4	2	-	-
VIET-NAM	1	1	-	-	-	1	-	-	-
NEAR AND MIDDLE EAST	233	177	56	108	9	78	47	9	18
AFGHANISTAN	1	1	-	1	-	-	-	-	-
CYPRUS	30	26	4	16	-	10	4	1	1
IRAN	36	25	11	16	1	20	10	2	4
ISRAEL	23	16	7	11	3	9	4	3	4
JORDAN	11	7	4	2	2	5	4	-	1
LEBANON	12	8	4	6	2	4	2	-	1
OMAN	1	1	-	1	-	-	-	-	-
PAKISTAN	64	55	9	45	3	13	6	2	6
SAUDI ARABIA	12	8	4	-	-	8	4	-	-
SYRIA	1	1	-	-	-	1	-	-	-
TURKEY	39	27	12	7	7	20	12	1	1
UNITED ARAB EMIRATES	1	1	-	-	-	1	-	-	-
ARAB REPUB. OF YEMEN	1	-	1	-	-	-	1	-	-
PEOPLES REPUB. OF YEMEN	1	1	-	-	-	1	-	-	-
EUROPE	548	441	107	93	4	352	103	6	41
AUSTRIA	7	6	1	-	-	6	1	-	-
BELGIUM	3	1	2	-	-	3	2	-	-
BULGARIA	9	7	2	2	1	6	1	-	1
CZECHOSLOVAKIA	6	6	-	1	-	5	-	-	-
DENMARK	10	9	1	-	-	10	9	-	-
FINLAND	9	7	2	1	-	8	2	-	-
FRANCE	40	30	10	7	-	33	10	-	3

139

140



FALL 1991 CREDIT COURSE STUDENTS BY PERMANENT RESIDENCE  
ALL UNIVERSITY CENTERS

PERMANENT RESIDENCE	ALL LEVELS		UNDERGRADUATE		GRADUATE		NEW UNDERGRADUATES FIRST TIME		TRANSFERS	
	TOTAL	FULL-TIME	PART-TIME	TOTAL	FULL-TIME	PART-TIME	TOTAL	FULL-TIME		
										TOTAL
FEDERAL REP. OF GERMANY	150	128	22	8	8	120	142	1	1	3
GREECE	57	47	10	19	19	28	38	-	-	4
HUNGARY	12	9	3	2	1	7	9	1	-	1
ICELAND	6	4	2	1	1	3	5	1	1	-
IRELAND	7	2	5	-	-	2	7	-	-	-
ITALY	20	13	7	3	3	10	17	-	-	-
MALTA	1	1	-	-	-	1	1	-	-	-
NETHERLANDS	15	11	4	-	-	11	15	-	-	-
NORWAY	5	3	2	3	3	2	2	-	-	-
POLAND	23	21	2	4	4	17	19	-	-	2
PORTUGAL	9	8	1	1	1	7	8	-	-	-
ROMANIA	6	6	-	-	-	6	6	-	-	-
SPAIN	42	26	16	3	3	23	39	1	1	-
SWEDEN	3	2	1	2	2	1	1	1	1	-
SWITZERLAND	4	2	2	2	1	1	2	1	1	-
SOVIET SOCIALIST REPUB.	46	44	2	17	16	28	29	1	1	17
UNITED KINGDOM	42	35	7	13	13	22	29	1	1	9
YUGOSLAVIA	16	13	3	3	3	10	13	-	-	1
CARIBBEAN	26	20	6	13	11	9	13	-	-	2
ANTIGUA	1	1	-	1	1	-	-	-	-	-
BAHAMAS	2	2	-	-	-	2	2	-	-	-
BARBADOS	2	1	1	-	-	1	2	-	-	-
CAYMAN ISLANDS	1	1	-	-	-	1	1	-	-	-
CUBA	1	-	1	1	1	-	-	-	-	1
DOMINICA	1	1	-	1	1	-	-	-	-	-
DOMINICAN REPUBLIC	1	-	1	-	-	1	1	-	-	-
GRENADA	1	1	-	1	1	-	-	-	-	-
HAITI	3	2	1	2	2	1	1	-	-	1
JAMAICA	3	3	-	1	1	2	2	-	-	1
TRINIDAD-TOBAGO	10	8	2	6	5	3	4	-	-	-
AFRICA	121	83	38	20	19	64	101	37	3	3
ALGERIA	5	2	3	-	-	5	5	-	-	-
BURUNDI	3	3	-	-	-	3	3	-	-	-
CAMEROON	1	1	-	1	1	-	-	-	-	-
CONGO	1	-	1	-	-	1	1	-	-	-
EGYPT	11	5	6	-	-	5	11	-	-	6
ETHIOPIA	8	5	3	3	2	3	5	-	-	2
GAMBIA	2	1	1	1	1	1	1	-	-	-
GHANA	10	8	2	1	1	7	9	-	-	-
IVORY COAST	8	6	2	3	3	5	5	1	1	-
KENYA	8	8	-	2	2	6	6	1	1	-



FALL 1991 CREDIT COURSE STUDENTS BY PERMANENT RESIDENCE  
ALL UNIVERSITY CENTERS

PERMANENT RESIDENCE	ALL LEVELS		UNDERGRADUATE		GRADUATE		NEW UNDERGRADUATES FIRST TIME		TRANSFERS TOTAL	FULL-TIME
	TOTAL	FULL-TIME	PART-TIME	TOTAL	FULL-TIME	PART-TIME	TOTAL	FULL-TIME		
LESOTHO	1	1	-	-	1	1	-	-	-	-
LIBERIA	1	1	-	-	1	1	-	-	-	-
MALAWI	4	3	1	1	3	2	1	1	1	1
MALI	3	1	2	-	3	1	2	-	-	-
MOROCCO	4	2	2	-	4	2	2	-	-	-
MOZAMBIQUE	3	3	-	-	3	3	-	-	-	-
NIGER	1	-	1	-	1	-	1	-	-	-
NIGERIA	5	4	1	1	4	3	1	-	-	-
RWANDA	1	1	-	-	1	1	-	-	-	-
SENEGAL	1	1	-	-	1	-	-	1	-	-
SEYHELLES	1	1	-	-	1	1	-	-	-	-
SIERRA LEONE	2	1	1	-	2	1	1	-	-	-
SOMALIA	1	-	1	-	1	-	-	-	-	-
SOUTH AFRICA	15	10	5	4	4	6	5	-	1	1
SUDAN	2	1	1	-	2	1	1	-	-	-
TANZANIA	2	2	-	1	1	1	-	-	-	-
TOGO	1	-	1	-	1	-	1	-	-	-
TUNISIA	2	2	-	-	2	2	-	-	-	-
UGANDA	4	3	1	-	4	3	1	-	-	-
ZAIRE	5	3	2	-	5	3	2	-	-	-
ZAMBIA	4	3	1	1	3	2	1	-	1	1
OAHOMEY	1	1	-	-	1	1	-	-	-	-
CENTRAL AMERICA	22	15	7	3	5	12	5	-	2	-
BELIZE	1	1	-	-	1	1	-	-	-	-
COSTA RICA	7	6	1	2	5	4	1	-	-	-
EL SALVADOR	1	1	1	-	1	1	-	-	-	-
GUATEMALA	4	2	2	-	4	2	2	-	-	-
HONDURAS	3	1	2	2	1	1	-	-	2	-
NICARAGUA	2	2	-	-	2	2	-	-	-	-
PANAMA	4	3	1	1	3	2	1	-	-	-
SOUTH AMERICA	137	105	32	15	19	90	28	1	1	2
ARGENTINA	21	17	4	3	3	14	4	1	1	-
BOLIVIA	4	2	2	-	4	2	2	-	-	-
BRAZIL	27	24	3	4	5	20	2	-	1	1
CHILE	16	10	6	1	3	9	4	-	-	-
COLOMBIA	31	21	10	1	1	21	9	-	1	1
ECUADOR	6	4	2	2	2	4	2	-	-	-
GUYANA	8	7	1	3	3	5	4	-	-	-
PERU	13	10	3	2	2	8	3	-	-	-
URUGUAY	1	1	-	-	-	1	-	-	-	-

144

145



FALL 1991 CREDIT COURSE STUDENTS BY PERMANENT RESIDENCE  
ALL UNIVERSITY CENTERS

PERMANENT RESIDENCE	ALL LEVELS		UNDERGRADUATE		GRADUATE		NEW UNDERGRADUATES FIRST TIME		FULL- TIME
	TOTAL	FULL- TIME	TOTAL	FULL- TIME	TOTAL	FULL- TIME	TOTAL	FULL- TIME	
VENEZUELA	10	9	-	-	10	9	-	-	-
OCEANIA	11	9	-	-	11	9	-	-	-
AUSTRALIA	8	6	-	-	8	6	-	-	-
NEW ZEALAND	3	3	-	-	3	3	-	-	-
NORTH AMERICA	190	101	15	6	175	95	3	2	1
CANADA	161	81	13	5	148	76	3	2	1
MEXICO	29	20	2	1	27	19	-	-	-
FOREIGN RESIDENCE UNKNOWN	37	32	24	23	13	9	2	2	10
FOREIGN COUNTRY UNKNOWN	37	32	24	23	13	9	2	2	10
RESIDENCE UNKNOWN	68	47	45	39	23	8	9	8	4
RESIDENCE UNSPECIFIED	68	47	45	39	23	8	9	8	4



FALL 1991 CREDIT COURSE STUDENTS BY PERMANENT RESIDENCE  
UNIVERSITY CENTERS (INCL. HSC'S)

PERMANENT RESIDENCE	ALL LEVELS			UNDERGRADUATE			GRADUATE			NEW UNDERGRADUATES FIRST TIME TRANSFERS			
	TOTAL	FULL-TIME	PART-TIME	TOTAL	FULL-TIME	PART-TIME	TOTAL	FULL-TIME	PART-TIME	TOTAL	FULL-TIME	TOTAL	
													TOTAL
ALL STUDENTS	74402	53636	20766	51293	42147	9146	23109	11489	11620	9208	7525	6287	4470
UNITED STATES	69947	50389	19558	50439	41391	9048	19508	8998	10510	9136	7457	6086	4301
NEW YORK COUNTIES	67894	48812	19082	49340	40346	8994	18554	8466	10088	8885	7209	5950	4179
ALBANY COUNTY	3287	1429	1858	1817	912	905	1470	517	953	537	121	246	134
ALLEGANY COUNTY	67	54	13	47	42	5	20	12	8	7	6	13	9
BRONX COUNTY	1228	1171	57	1139	1111	28	89	60	29	222	221	54	51
BROOME COUNTY	3058	1455	1603	1640	1013	627	1418	442	976	120	95	261	168
CATTARAUGUS COUNTY	192	143	49	135	120	15	57	23	34	17	17	20	14
CAYUGA COUNTY	106	93	13	84	80	4	22	13	9	15	15	16	16
CHAUTAUQUA COUNTY	313	258	55	208	193	15	105	65	40	31	31	38	34
CHEMUNG COUNTY	217	174	43	157	147	10	60	27	33	12	12	29	26
CHENANGO COUNTY	185	112	73	111	91	20	74	21	53	13	13	18	15
CLINTON COUNTY	84	73	11	60	57	3	24	16	8	11	11	3	3
COLUMBIA COUNTY	307	138	169	211	103	108	96	35	61	77	16	31	19
CORTLAND COUNTY	108	72	36	56	50	6	52	22	30	5	5	5	4
DELAWARE COUNTY	120	77	43	70	61	9	50	16	34	10	10	11	9
DUTCHESS COUNTY	780	642	138	609	549	60	171	93	78	126	92	94	89
ERIE COUNTY	14028	8183	5845	8932	5649	3283	5096	2534	2562	860	727	1247	424
ESSEX COUNTY	51	36	15	34	27	7	17	9	8	5	5	11	6
FRANKLIN COUNTY	43	40	3	34	33	1	9	7	2	5	5	3	3
FULTON COUNTY	204	96	108	151	79	72	53	17	36	46	6	28	22
GENESEE COUNTY	215	145	70	135	111	24	80	34	46	10	9	24	18
GREENE COUNTY	228	89	139	169	74	95	59	15	44	79	8	28	18
HAMILTON COUNTY	11	6	5	5	3	2	6	3	2	-	-	2	1
HERKIMER COUNTY	93	68	25	55	53	2	38	15	23	9	9	15	13
JEFFERSON COUNTY	83	77	6	72	69	3	11	8	3	11	11	11	11
KINGS COUNTY	2852	2742	110	2586	2543	43	266	199	67	560	557	151	142
LEWIS COUNTY	25	22	3	21	20	1	4	2	2	1	1	5	4
LIVINGSTON COUNTY	115	87	28	82	74	8	33	13	20	16	15	14	9
MADISON COUNTY	137	109	28	99	93	6	38	16	20	16	16	20	20
MONROE COUNTY	1691	1463	228	1214	1164	50	477	299	178	195	195	137	124
MDNTGOMERY COUNTY	187	128	59	110	90	20	77	14	13	14	13	22	18
NASSAU COUNTY	5448	4896	552	4710	4515	195	738	381	357	954	950	493	452
NEW YORK (MANHATTAN)	1595	1507	88	1380	1347	33	215	160	55	287	287	87	80
NIAGARA COUNTY	1567	944	623	1137	776	361	430	168	262	141	136	171	93
ONEIDA COUNTY	472	367	105	288	23	82	161	57	47	57	47	51	48
ONONDAGA COUNTY	1047	960	87	849	825	24	198	135	63	136	136	98	90
ONTARIO COUNTY	168	139	29	123	117	6	45	22	23	28	28	22	20
ORANGE COUNTY	799	707	92	696	655	41	103	52	51	142	123	63	60

148

143



FALL 1991 CREDIT COURSE STUDENTS BY PERMANENT RESIDENCE  
UNIVERSITY CENTERS (INCL. HSC'S)

PERMANENT RESIDENCE	ALL LEVELS		UNDERGRADUATE		GRADUATE		NEW UNDERGRADUATES TRANSFERS			
	TOTAL	FULL-TIME	TOTAL	FULL-TIME	TOTAL	FULL-TIME	TOTAL	FULL-TIME		
		PART-TIME		PART-TIME		PART-TIME		PART-TIME		
ORLEANS COUNTY	80	50	30	14	26	10	16	6	8	3
OSWEGO COUNTY	167	155	12	4	28	20	8	41	10	9
OTSEGO COUNTY	155	93	62	8	87	33	54	11	17	13
PUTNAM COUNTY	253	218	35	29	24	18	6	53	19	18
QUEENS COUNTY	3854	3695	159	82	365	278	87	823	224	207
RENSELAER COUNTY	946	461	485	194	407	116	291	129	35	83
RICHMOND (STATEN ISLAND)	1019	992	27	9	70	52	18	220	70	68
ROCKLAND COUNTY	1554	1402	152	131	102	81	21	329	118	113
ST. LAWRENCE COUNTY	77	62	15	1	37	23	14	8	5	4
SARATOGA COUNTY	1165	598	567	242	475	150	325	165	109	74
SCHENECTADY COUNTY	1142	470	672	404	394	126	268	274	99	44
SCHOHARIE COUNTY	115	51	64	42	37	15	22	30	10	7
SCHUYLER COUNTY	21	15	6	1	6	1	5	2	4	4
SENECA COUNTY	53	50	3	42	11	8	3	5	5	5
STUBEN COUNTY	140	125	15	101	35	24	11	17	17	15
SUFFOLK COUNTY	11942	8458	3488	1245	3762	1519	2243	1211	1152	939
SULLIVAN COUNTY	217	190	27	178	36	12	24	34	31	30
TIOGA COUNTY	400	225	175	182	139	43	96	27	39	29
TOMPKINS COUNTY	260	192	68	14	111	57	54	26	21	16
ULSTER COUNTY	741	414	327	222	172	67	105	59	58	55
WARREN COUNTY	165	114	51	79	60	35	25	19	20	16
WASHINGTON COUNTY	105	62	43	42	56	20	36	11	13	11
WAYNE COUNTY	148	137	11	116	27	11	6	19	11	11
WESTCHESTER COUNTY	1896	1765	131	94	181	144	37	407	127	121
WYOMING COUNTY	95	70	25	59	21	11	10	14	12	9
YATES COUNTY	28	22	6	19	7	3	4	1	3	3
COUNTY UNKNOWN	35	28	7	17	16	11	5	2	3	3
REST OF THE UNITED STATES	2027	1558	469	1042	932	516	416	249	135	121
ALABAMA	4	1	3	1	3	-	3	1	-	-
ALASKA	17	12	5	7	10	5	5	1	1	1
ARIZONA	7	5	2	2	4	3	1	-	3	2
ARKANSAS	5	5	-	2	3	3	-	-	1	1
CALIFORNIA	72	52	20	23	48	29	19	7	9	8
COLORADO	13	12	1	4	9	8	1	-	2	2
CONNECTICUT	128	108	20	81	44	27	17	21	7	6
DELAWARE	4	4	-	2	2	2	-	-	-	-
DISTRICT OF COLUMBIA	13	9	4	3	10	6	4	-	-	-
FLORIDA	60	47	13	37	21	10	11	7	10	9
GEORGIA	23	18	5	6	17	12	5	1	1	1
HAWAII	3	-	3	-	2	-	2	-	1	-
ILLINOIS	45	29	16	8	37	21	16	1	3	3

FALL 1991 CREDIT COURSE STUDENTS BY PERMANENT RESIDENCE  
UNIVERSITY CENTERS (INCL. HSC'S)

PERMANENT RESIDENCE	ALL LEVELS		UNDERGRADUATE		GRADUATE		NEW UNDERGRADUATES FIRST TIME		TRANSFERES				
	TOTAL	FULL-TIME	PART-TIME	TOTAL	FULL-TIME	PART-TIME	TOTAL	FULL-TIME	TOTAL	FULL-TIME			
INDIANA	23	14	9	4	4	10	19	10	9	1	1	2	2
IOWA	11	5	6	2	2	3	9	3	6	1	1	1	1
KANSAS	9	5	4	3	2	2	4	2	2	1	1	2	-
KENTUCKY	3	2	1	1	1	1	2	1	1	-	-	-	-
LOUISIANA	7	6	1	1	1	5	6	5	1	-	-	-	-
MAINE	15	12	3	8	1	4	6	4	2	4	4	2	1
MARYLAND	70	66	4	45	15	21	25	21	4	11	11	5	5
MASSACHUSETTS	190	142	48	77	75	67	113	46	46	26	25	11	11
MICHIGAN	27	17	10	1	1	16	26	16	10	1	1	-	-
MINNESOTA	20	12	8	3	3	9	17	9	8	1	1	-	-
MISSISSIPPI	3	3	-	-	-	3	3	3	-	-	-	-	-
MISSOURI	14	10	4	3	3	7	11	7	4	3	3	-	-
MONTANA	4	4	-	-	-	4	4	4	-	-	-	-	-
NEBRASKA	6	4	2	3	3	1	3	1	2	-	-	1	1
NEW HAMPSHIRE	33	27	6	16	15	12	17	12	5	4	4	-	-
NEW JERSEY	595	565	30	520	513	52	75	52	23	134	134	31	31
NEW MEXICO	8	4	4	3	3	1	5	1	4	1	1	1	1
NORTH CAROLINA	16	11	5	4	4	7	12	7	5	-	-	3	3
NORTH DAKOTA	3	2	1	2	2	-	1	-	1	-	-	2	2
OHIO	53	37	16	15	15	22	38	22	16	2	2	2	2
OKLAHOMA	13	8	5	6	7	5	7	5	1	1	1	3	3
OREGON	5	4	1	3	3	1	2	1	1	-	-	3	3
PENNSYLVANIA	327	171	156	135	105	66	192	66	126	12	11	16	13
RHODE ISLAND	15	12	3	8	8	4	7	4	3	1	1	-	-
SOUTH CAROLINA	7	6	1	3	3	3	4	3	1	-	-	-	-
SOUTH DAKOTA	1	1	-	1	1	-	-	-	-	1	1	-	-
TENNESSEE	10	6	4	3	1	5	7	5	2	1	1	1	1
TEXAS	27	21	6	4	4	17	23	17	6	1	1	1	1
UTAH	5	3	2	2	2	1	3	1	2	-	-	1	1
VERMONT	38	23	15	15	15	8	23	8	15	3	3	3	3
VIRGINIA	38	29	9	14	14	15	24	15	9	1	1	3	3
WASHINGTON	12	10	2	1	1	9	11	9	2	-	-	1	1
WEST VIRGINIA	3	2	1	-	-	2	3	2	1	-	-	-	-
WISCONSIN	18	9	9	1	1	8	17	9	9	-	-	-	-
WYOMING	4	3	1	1	1	2	3	2	1	-	-	-	-
US TERRITORIES + POSS.	26	19	7	4	3	16	22	16	6	2	2	1	1
PUERTO RICO	26	19	7	4	3	16	22	16	6	2	2	1	1
FOREIGN COUNTRIES	4336	3150	1186	805	713	2437	3531	2437	1094	63	60	195	163
FAR EAST	2898	2074	824	489	431	1643	2409	1643	766	39	38	105	84

151

152



FALL 1991 CREDIT COURSE STUDENTS BY PERMANENT RESIDENCE  
UNIVERSITY CENTERS (INCL. HSC'S)

PERMANENT RESIDENCE	ALL LEVELS			UNDERGRADUATE			GRADUATE			NEW UNDERGRADUATES TRANSFERS		
	TOTAL	FULL-TIME	PART-TIME	TOTAL	FULL-TIME	PART-TIME	TOTAL	FULL-TIME	PART-TIME	TOTAL	FULL-TIME	TOTAL
BANGLADESH	36	27	9	14	14	-	22	13	9	2	2	-
BURMA	1	1	-	-	1	-	1	1	-	-	-	-
PEOPLES REPUB. OF CHINA	895	609	286	47	33	14	848	576	272	5	4	19
REPUBLIC OF CHINA	608	434	174	42	34	8	566	400	166	2	2	10
HONG KONG	121	104	17	77	73	4	44	31	13	7	7	9
INDIA	427	302	125	34	30	4	393	272	121	3	3	7
INDONESIA	46	39	7	23	21	2	23	18	5	1	1	2
JAPAN	175	149	26	93	90	3	82	59	23	3	3	37
REPUBLIC OF KOREA	409	267	142	69	56	13	340	211	129	11	11	7
MACAD	1	1	-	1	1	-	-	-	-	-	-	-
MALAYSIA	89	75	14	64	56	8	25	19	6	-	-	6
NEPAL	2	1	1	-	-	-	2	1	1	-	-	-
PHILIPPINES	31	22	9	4	4	-	27	18	9	2	2	-
SINGAPORE	22	17	5	12	10	2	10	7	3	1	1	4
SRI LANKA	21	15	6	7	7	-	14	8	6	2	2	-
THAILAND	13	10	3	2	2	-	11	8	3	-	-	-
VIET-NAM	1	1	-	-	-	-	1	1	-	-	-	-
NEAR AND MIDDLE EAST	257	196	61	112	103	9	145	93	52	9	9	20
AFGHANISTAN	1	1	-	1	1	-	-	-	-	-	-	-
CYPRUS	30	26	4	16	16	-	14	10	4	1	1	1
IRAN	44	33	11	17	16	1	27	17	10	2	2	4
ISRAEL	26	18	8	14	11	3	12	7	5	3	3	4
JORDAN	18	13	5	4	4	-	14	9	5	-	-	3
LEBANON	14	9	5	7	5	2	7	4	3	-	-	1
OMAN	1	1	-	1	1	-	-	-	-	-	-	-
PAKISTAN	66	56	10	45	42	3	21	14	7	2	2	6
SAUDI ARABIA	12	8	4	-	-	-	12	8	4	-	-	-
SYRIA	2	1	1	-	-	-	2	1	1	-	-	-
TURKEY	39	27	12	7	7	-	32	20	12	1	1	1
UNITED ARAB EMIRATES	1	1	-	-	-	-	1	1	-	-	-	-
ARAB REPUB. OF YEMEN	1	-	1	-	-	-	1	-	1	-	-	-
PEOPLES REPUB. OF YEMEN	2	2	-	-	-	-	2	2	-	-	-	-
EUROPE	569	457	112	96	91	5	473	366	107	6	5	42
AUSTRIA	7	6	1	-	-	-	7	6	1	-	-	-
BELGIUM	4	2	2	-	-	-	4	2	2	-	-	-
BULGARIA	9	7	2	2	1	1	7	6	1	-	-	1
CZECHOSLOVAKIA	6	6	-	1	1	-	5	5	-	-	-	-
DENMARK	11	10	1	-	-	-	11	10	1	-	-	-
FINLAND	9	7	2	1	1	-	8	6	2	-	-	-
FRANCE	40	30	10	7	7	-	33	23	10	-	-	3



FALL 1991 CREDIT COURSE STUDENTS BY PERMANENT RESIDENCE  
UNIVERSITY CENTERS (INCL. HSC'S)

PERMANENT RESIDENCE	ALL LEVELS			UNDERGRADUATE			GRADUATE			NEW UNDERGRADUATES FIRST TIME TRANSFERS		
	TOTAL	FULL-TIME	PART-TIME	TOTAL	FULL-TIME	PART-TIME	TOTAL	FULL-TIME	PART-TIME	TOTAL	FULL-TIME	TOTAL
FEDERAL REP. OF GERMANY	152	130	22	8	8		144	122	22	1	1	3
GREECE	60	48	12	19	19		41	29	12			4
HUNGARY	12	9	3	3	2	1	9	7	2			1
ICELAND	7	5	2	1	1		6	4	2	1		
IRELAND	7	2	5				7	2	5			
ITALY	22	15	7	3	3		19	12	7			
MALTA	1	1					1	1				
NETHERLANDS	17	12	5				17	12	5			
NORWAY	5	3	2	3	3		2	2				
POLAND	24	22	2	5	5		19	17	2			2
PORTUGAL	9	8	1	1	1		8	7	1			
ROMANIA	7	7					7	7				
SPAIN	43	27	16	3	3		40	24	16	1	1	1
SWEDEN	4	3	1	3	3		1	1				1
SWITZERLAND	4	2	2	1	1		2	1	1			
SOVIET SOCIALIST REPUB.	47	45	2	17	16	1	30	29	1			16
UNITED KINGDOM	43	35	8	14	13	1	29	22	7	1	1	9
YUGOSLAVIA	19	15	4	3	3		16	12	4			1
CARIBBEAN	27	20	7	14	11	3	13	9	4			2
ANTIGUA	1	1		1	1							
BAHAMAS	2	2					2	2				
BARBADOS	2	1	1				2	1	1			
CAYMAN ISLANDS	1	1					1	1				
CUBA	1		1	1	1							
DDMINICA	1	1		1	1							
DDMINICAN REPUBLIC	1		1				1		1			
GRENADA	1	1		1	1							
HAITI	3	2	1	2	2		1	1				1
JAMAICA	3	3		1	1		2	2				1
TRINIDAD-TOBAGO	11	8	3	7	5	2	4	3	1			
AFRICA	128	89	39	20	19	1	108	70	38	3	3	3
ALGERIA	5	2	3				5	2	3			
BOTSWANA	1	1					1	1				
BURUNDI	3	3					3	3				
CAMERODN	1	1		1	1							
CONGO	1		1				1		1			
EGYPT	11	5	6				11	5	6			
ETHIOPIA	9	6	3	3	2	1	6	4	2			
GAMBIA	2	1	1	1	1		1	1				
GHANA	10	8	2	1	1		9	7	2			
IVORY COAST	9	7	2	3	3		6	4	2	1	1	

150

150



FALL 1991 CREDIT COURSE STUDENTS BY PERMANENT RESIDENCE  
UNIVERSITY CENTERS (INCL. HSC'S)

PERMANENT RESIDENCE	ALL LEVELS		UNDERGRADUATE		GRADUATE		NEW UNDERGRADUATES FIRST TIME		TRANSFERS	
	TOTAL	FULL-TIME	PART-TIME	TOTAL	FULL-TIME	PART-TIME	TOTAL	FULL-TIME	TOTAL	FULL-TIME
KENYA	9	9	-	2	2	7	1	1	-	-
LESOTHO	1	1	-	-	-	1	-	-	-	-
LIBERIA	1	1	-	-	-	1	-	-	-	-
MALAWI	4	3	1	1	1	3	1	-	-	1
MALI	3	1	2	-	-	3	1	-	-	-
MOROCCO	4	2	2	-	-	4	2	-	-	-
MOZAMBIQUE	3	3	-	-	-	3	3	-	-	-
NIGER	1	-	1	-	-	1	-	-	-	-
NIGERIA	6	5	1	1	1	5	4	-	-	-
RWANDA	1	1	-	-	-	1	-	-	-	-
SENEGAL	1	1	-	1	1	1	-	-	-	-
SEYHELLES	1	1	-	-	-	1	-	-	-	-
SIERRA LEONE	2	1	1	-	-	2	1	-	-	-
SOMALIA	1	-	1	-	-	1	-	-	-	-
SOUTH AFRICA	16	10	6	4	4	12	6	-	-	1
SUDAN	2	1	1	-	-	2	1	-	-	-
TANZANIA	2	2	-	1	1	1	-	-	-	-
TOGO	1	1	-	-	-	1	-	-	-	-
TUNISIA	2	2	-	-	-	2	2	-	-	-
UGANDA	4	3	1	-	-	4	3	-	-	-
ZAIRE	6	4	2	-	-	6	4	-	-	-
ZAMBIA	4	3	1	1	1	3	2	-	-	1
DAHOMY	1	1	-	-	-	1	-	-	-	-
CENTRAL AMERICA	23	16	7	5	3	18	13	-	-	2
BELIZE	1	1	-	-	-	1	-	-	-	-
COSTA RICA	7	6	1	2	2	5	4	-	-	-
EL SALVADOR	1	1	-	-	-	1	-	-	-	-
GUATEMALA	4	2	2	-	-	4	2	-	-	-
HONDURAS	4	2	2	2	2	2	2	-	-	2
NICARAGUA	2	2	-	-	-	2	2	-	-	-
PANAMA	4	3	1	1	1	3	2	-	-	-
SOUTH AMERICA	145	111	34	20	16	125	95	30	1	3
ARGENTINA	21	17	4	3	3	18	14	4	1	-
BOLIVIA	4	2	2	-	-	4	2	-	-	-
BRAZIL	29	26	3	5	4	24	22	2	-	1
CHILE	18	12	6	3	1	15	11	4	-	-
COLOMBIA	32	21	11	1	1	31	21	10	-	1
ECUADOR	6	4	2	2	2	4	2	-	-	-
GUYANA	8	7	1	3	3	5	4	1	-	-
PERU	15	11	4	2	2	13	9	4	-	-



FALL 1991 CREDIT COURSE STUDENTS BY PERMANENT RESIDENCE  
UNIVERSITY CENTERS (INCL. HSC'S)

PERMANENT RESIDENCE	ALL LEVELS		UNDERGRADUATE		GRADUATE		NEW UNDERGRADUATES FIRST TIME		TOTAL TRANSFERS
	TOTAL	FULL-TIME	TOTAL	FULL-TIME	TOTAL	FULL-TIME	TOTAL	FULL-TIME	
URUGUAY	1	1	-	-	1	1	-	-	1
VENEZUELA	11	10	1	1	10	9	-	-	1
OCEANIA	11	9	-	-	11	9	-	-	-
AUSTRALIA	8	6	-	-	8	6	-	-	-
NEW ZEALAND	3	3	-	-	3	3	-	-	-
NORTH AMERICA	241	146	95	16	216	130	86	2	6
BERMUDA	1	1	-	-	1	1	-	-	-
CANADA	210	124	86	15	187	109	78	2	6
MEXICO	30	21	9	1	28	20	8	-	-
FOREIGN RESIDENCE UNKNOWN	37	32	5	23	13	9	4	2	11
FOREIGN COUNTRY UNKNOWN	37	32	5	23	13	9	4	2	11
RESIDENCE UNKNOWN	119	97	22	43	70	54	16	9	6
RESIDENCE UNSPECIFIED	119	97	22	43	70	54	16	9	6

159

160

FALL 1991 CREDIT COURSE STUDENTS BY PERMANENT RESIDENCE  
STATE UNIVERSITY OF NEW YORK AT ALBANY

PERMANENT RESIDENCE	ALL LEVELS		UNDERGRADUATE		GRADUATE		NEW UNDERGRADUATES		TOTAL			
	TOTAL	FULL-TIME	PART-TIME	TOTAL	FULL-TIME	PART-TIME	TOTAL	FIRST TIME				
ALL STUDENTS:	18807	13005	5802	13553	10717	2836	2288	2966	3488	2039	1520	1187
UNITED STATES	18116	12475	5641	13456	10629	2827	1846	2814	3484	2035	1465	1138
NEW YORK COUNTIES	17562	12041	5521	13200	10382	2818	1659	2703	3423	1975	1447	1123
* ALBANY COUNTY	2989	1153	1836	1579	680	899	473	937	473	57	224	114
ALLEGANY COUNTY	8	7	1	5	4	1	3	-	1	-	-	-
BRONX COUNTY	44	419	21	415	403	12	16	9	74	73	15	14
BROOME COUNTY	167	125	42	112	98	14	27	28	16	9	16	14
CATTARAUGUS COUNTY	7	7	-	5	5	-	2	-	-	-	-	1
CAYUGA COUNTY	28	23	5	22	21	1	2	4	5	5	5	5
CHAUTAUQUA COUNTY	15	14	1	9	9	-	6	1	2	2	-	-
CHEMUNG COUNTY	33	28	5	25	24	1	8	4	4	4	5	4
CHENANGO COUNTY	26	19	7	18	17	1	8	6	1	1	3	3
CLINTON COUNTY	46	38	8	29	27	2	11	6	4	4	2	2
COLUMBIA COUNTY	266	98	168	174	66	108	32	60	64	3	29	17
CORTLAND COUNTY	17	13	4	8	8	-	9	4	1	1	-	-
DELAWARE COUNTY	37	26	11	22	20	2	15	9	2	2	3	3
OUTCRESS COUNTY	449	332	117	328	279	49	121	68	84	50	44	42
ERIE COUNTY	97	89	8	67	64	3	30	5	12	12	8	7
ESSEX COUNTY	28	20	8	17	14	3	6	5	3	3	5	3
FRANKLIN COUNTY	15	15	3	10	9	1	5	3	1	1	-	-
FULTON COUNTY	162	57	105	116	45	71	12	34	45	5	24	18
GENESEE COUNTY	8	7	1	6	6	-	2	1	-	-	-	-
GREENE COUNTY	198	62	136	144	50	94	12	42	74	3	26	16
HAMILTON COUNTY	8	4	4	2	1	1	6	-	-	-	1	-
HERKIMER COUNTY	58	35	23	26	25	1	32	10	5	5	8	7
JEFFERSON COUNTY	29	24	5	22	20	2	7	4	1	1	5	5
KINGS COUNTY	775	729	46	701	683	18	74	28	151	150	41	41
LEWIS COUNTY	11	9	2	8	8	-	3	2	1	1	2	2
LIVINGSTON COUNTY	16	13	3	10	10	-	6	3	2	2	1	1
MADISON COUNTY	41	24	17	21	19	2	20	15	3	3	7	7
MONROE COUNTY	167	151	16	124	122	2	29	14	27	27	18	17
MONTGOMERY COUNTY	134	78	56	68	50	18	28	38	7	6	19	15
NASSAU COUNTY	1695	1631	64	1623	1585	38	72	26	375	375	112	109
NEW YORK (MANHATTAN)	400	383	17	380	369	11	20	6	78	78	22	20
NIAGARA COUNTY	27	24	3	22	22	-	5	3	8	8	2	2
ONEIDA COUNTY	210	140	70	123	107	16	87	54	27	17	24	24
ONONDAGA COUNTY	278	234	44	203	195	8	75	36	33	33	32	27
ONTARIO COUNTY	33	27	6	23	22	1	10	5	2	2	7	7
ORANGE COUNTY	406	327	79	340	303	37	66	42	66	47	30	27





FALL 1991 CREDIT COURSE STUDENTS BY PERMANENT RESIDENCE  
STATE UNIVERSITY OF NEW YORK AT ALBANY

PERMANENT RESIDENCE	ALL LEVELS			UNDERGRADUATE			GRADUATE			NEW UNDERGRADUATES TRANSFERS		
	TOTAL	FULL-TIME	PART-TIME	TOTAL	FULL-TIME	PART-TIME	TOTAL	FULL-TIME	PART-TIME	TOTAL	FULL-TIME	TOTAL
ORLEANS COUNTY	5	3	2	3	2	1	2	1	1	2	1	1
OSWEGO COUNTY	36	31	5	28	27	1	8	4	4	6	4	3
OTSEGO COUNTY	85	50	35	34	30	4	51	20	31	7	12	10
PUTNAM COUNTY	123	94	29	118	92	26	5	2	3	36	11	10
QUEENS COUNTY	853	825	28	801	789	12	801	36	16	194	54	50
RENSELAEER COUNTY	842	360	482	449	255	194	393	105	288	117	23	67
RICHMOND(STATEN ISLAND)	344	332	12	332	327	5	12	5	7	68	27	26
ROCKLAND COUNTY	746	617	129	716	600	116	30	17	13	206	119	46
ST. LAWRENCE COUNTY	26	21	5	12	11	1	14	10	4	4	3	2
SARATOGA COUNTY	951	390	561	504	264	240	447	126	321	139	28	96
SCHENECTADY COUNTY	972	J08	664	605	203	402	367	105	262	240	25	38
SCHOHARIE COUNTY	98	37	61	67	27	40	31	10	21	29	4	5
SCHUYLER COUNTY	2	1	1	1	1	-	1	-	1	-	-	-
SENECA COUNTY	12	11	1	9	9	-	3	2	1	3	3	-
STEBEN COUNTY	17	15	2	14	13	1	3	2	1	1	4	4
SUFFOLK COUNTY	1315	1271	44	1235	1206	29	80	65	15	262	107	105
SULLIVAN COUNTY	88	76	12	74	73	1	14	3	11	10	8	8
TIOGA COUNTY	27	21	6	20	20	-	7	1	6	4	5	5
TOMPKINS COUNTY	39	35	4	20	19	1	19	16	3	3	2	2
ULSTER COUNTY	548	234	314	403	185	218	145	49	96	194	34	32
WARREN COUNTY	124	76	48	75	49	26	49	27	22	16	6	12
WASHINGTON COUNTY	84	45	39	35	31	4	49	14	35	7	12	10
WAYNE COUNTY	26	25	1	19	19	-	7	6	1	4	2	2
WESTCHESTER COUNTY	859	769	90	808	732	76	51	37	14	216	52	50
WYOMING COUNTY	10	8	2	8	6	2	2	2	-	2	1	-
YATES COUNTY	6	4	2	3	2	1	3	2	1	-	1	-
REST OF THE UNITED STATES	547	428	119	256	247	9	291	181	110	61	18	15
ALABAMA	1	-	1	-	-	-	1	-	1	-	-	-
ALASKA	2	-	2	-	-	-	-	-	2	-	-	-
ARIZONA	2	2	-	-	-	-	-	2	-	-	-	-
ARKANSAS	1	1	-	-	-	-	1	1	-	-	-	-
CALIFORNIA	15	9	6	4	4	-	11	5	6	-	1	1
COLORADO	3	3	-	-	-	-	3	3	-	-	-	-
CONNECTICUT	37	28	9	17	16	1	20	12	8	3	2	16
DELAWARE	1	1	-	-	-	-	1	-	-	-	-	-
DISTRICT OF COLUMBIA	1	1	-	-	-	-	1	1	-	-	-	-
FLORIDA	10	9	1	6	6	-	4	3	1	1	1	1
GEORGIA	5	4	1	-	-	-	5	4	1	-	-	-
HAWAII	1	-	1	1	-	-	-	-	-	-	-	-

\* - INDICATES LOCATION OF INSTITUTION

FALL 1991 CREDIT COURSE STUDENTS BY PERMANENT RESIDENCE  
STATE UNIVERSITY OF NEW YORK AT ALBANY

PERMANENT RESIDENCE	ALL LEVELS			UNDERGRADUATE			GRADUATE			NEW UNDERGRADUATES		TRANSFERS
	TOTAL	FULL-TIME	PART-TIME	TOTAL	FULL-TIME	PART-TIME	TOTAL	FULL-TIME	PART-TIME	TOTAL	FULL-TIME	
ILLINOIS	2	1	1	-	-	-	2	1	1	-	-	-
INDIANA	3	3	-	1	1	-	2	2	-	1	1	-
KANSAS	3	3	-	2	2	-	1	1	-	-	-	-
LOUISIANA	3	3	-	-	-	-	3	3	-	-	-	-
MAINE	5	5	-	3	3	-	2	2	-	1	1	-
MARYLAND	10	10	-	7	7	-	3	3	-	2	2	-
MASSACHUSETTS	94	66	28	27	25	2	67	41	26	6	5	4
MICHIGAN	8	5	3	-	-	-	8	5	3	-	-	-
MINNESOTA	4	3	1	-	-	-	4	3	1	-	-	-
MISSISSIPPI	1	1	-	-	-	-	1	1	-	-	-	-
MISSOURI	1	1	-	-	-	-	1	1	-	-	-	-
MONTANA	3	3	-	-	-	-	3	3	-	-	-	-
NEBRASKA	2	1	1	-	-	-	2	1	1	-	-	-
NEW HAMPSHIRE	19	15	4	7	6	1	12	9	3	1	1	-
NEW JERSEY	189	173	16	157	153	4	32	20	12	46	46	3
NEW MEXICO	2	-	2	-	-	-	2	-	2	-	-	-
NORTH CAROLINA	1	1	-	-	-	-	1	1	-	-	-	-
NORTH DAKOTA	1	-	1	-	-	-	1	-	1	-	-	-
OHIO	15	14	1	4	4	-	11	10	1	-	-	-
PENNSYLVANIA	40	19	21	2	2	-	38	17	21	-	-	-
RHODE ISLAND	4	3	1	2	2	-	2	1	1	-	-	-
SOUTH CAROLINA	1	1	-	-	-	-	1	1	-	-	-	-
TENNESSEE	1	1	-	-	-	-	1	1	-	-	-	-
TEXAS	6	6	-	1	1	-	5	5	-	-	-	-
UTAH	2	1	1	-	-	-	2	1	1	-	-	-
VERMONT	28	14	14	8	8	-	20	6	14	-	-	2
VIRGINIA	11	10	1	5	5	-	6	5	1	-	-	1
WASHINGTON	4	3	1	1	1	-	3	2	1	-	-	1
WISCONSIN	3	2	1	1	1	-	2	1	1	-	-	-
WYOMING	2	2	-	-	-	-	2	2	-	-	-	-
US TERRITORIES + POSS.	7	6	1	-	-	-	7	6	1	-	-	-
PUERTO RICO	7	6	1	-	-	-	7	6	1	-	-	-
FOREIGN COUNTRIES	689	529	160	97	88	9	592	441	151	4	4	55
FAR EAST	430	325	105	52	46	6	378	279	99	2	2	29
BANGLADESH	2	1	1	-	-	-	2	1	1	-	-	-
PEOPLES REPUBLIC OF CHINA	163	116	47	5	3	2	158	113	45	-	-	4
REPUBLIC OF CHINA	79	66	13	2	2	-	77	64	13	-	-	1
HONG KONG	10	6	4	3	2	1	7	4	3	-	-	-
INDIA	54	45	9	5	4	1	49	41	8	-	-	2



FALL 1991 CREDIT COURSE STUDENTS BY PERMANENT RESIDENCE  
STATE UNIVERSITY OF NEW YORK AT ALBANY

PERMANENT RESIDENCE	ALL LEVELS		UNDERGRADUATE		GRADUATE		NEW UNDERGRADUATES FIRST TIME		TRANSFERS
	TOTAL	FULL-TIME	PART-TIME	TOTAL	FULL-TIME	PART-TIME	TOTAL	FULL-TIME	
INDONESIA	7	5	2	-	-	5	7	-	-
JAPAN	44	39	5	27	1	12	16	4	20
REPUBLIC OF KOREA	54	34	20	4	1	30	49	19	1
MALAYSIA	6	6	-	2	-	4	4	-	1
PHILIPPINES	7	5	2	1	-	4	6	2	-
SRI LANKA	2	2	2	-	-	2	2	-	-
THAILAND	2	2	-	1	-	1	1	-	-
NEAR AND MIDDLE EAST	35	24	11	7	-	17	28	11	2
CYPRUS	12	9	3	3	-	6	9	3	1
IRAN	1	-	1	-	-	-	1	-	-
ISRAEL	1	1	-	1	-	-	1	-	-
JORDAN	1	1	-	-	-	1	1	-	-
PAKISTAN	7	7	-	2	-	5	5	1	-
SAUDI ARABIA	6	3	3	-	-	3	6	3	-
TURKEY	6	3	3	1	-	2	5	2	1
ARAB REPUB. OF YEMEN	1	-	1	-	-	-	1	-	-
EUROPE	138	115	23	29	2	88	109	21	23
AUSTRIA	2	2	-	-	-	2	2	-	-
DENMARK	1	-	1	-	-	1	1	-	-
FINLAND	1	1	-	-	-	1	1	-	-
FRANCE	8	4	4	-	-	8	4	4	-
FEDERAL REP. OF GERMANY	58	54	4	1	-	53	57	4	1
GREECE	7	5	2	2	-	3	5	2	-
HUNGARY	8	5	3	2	1	4	6	2	1
ICELAND	1	1	-	-	-	1	1	-	-
IRELAND	1	-	1	-	-	1	1	-	-
ITALY	4	3	1	2	-	2	2	1	-
NETHERLANDS	3	2	1	-	-	3	3	1	-
POLAND	1	1	-	-	-	1	1	-	-
ROMANIA	1	1	-	-	-	1	1	-	-
SPAIN	9	5	4	1	-	8	4	4	-
SOVIET SOCIALIST REPUB.	19	18	1	15	1	3	3	15	16
UNITED KINGDOM	12	11	1	5	-	7	6	1	5
YUGOSLAVIA	2	2	-	-	-	2	2	-	-
CARIBBEAN	8	6	2	3	-	3	5	2	-
ANTIGUA	1	1	-	1	-	-	-	-	-
BARBADOS	1	-	1	-	-	1	1	-	-
CAYMAN ISLANDS	1	1	-	-	-	1	1	-	-
DOMINICAN REPUBLIC	1	-	1	-	-	1	1	-	-

168

167



FALL 1991 CREDIT COURSE STUDENTS BY PERMANENT RESIDENCE  
STATE UNIVERSITY OF NEW YORK AT ALBANY

PERMANENT RESIDENCE	ALL LEVELS		UNDERGRADUATE		GRADUATE		NEW UNDERGRADUATES FIRST TIME		TRANSFERS	
	TOTAL	FULL-TIME	PART-TIME	TOTAL	FULL-TIME	PART-TIME	TOTAL	FULL-TIME	TOTAL	FULL-TIME
JAMAICA	1	1	-	-	1	1	-	-	-	-
TRINIDAD-TOBAGO	3	3	-	2	1	1	-	-	-	-
AFRICA	27	21	6	5	22	16	6	-	1	1
ALGERIA	1	-	1	-	1	-	1	-	-	-
BURUNDI	1	1	-	-	1	-	1	-	-	-
EGYPT	2	2	-	-	2	2	-	-	-	-
ETHIOPIA	4	4	-	1	3	3	-	-	-	-
GHANA	4	3	1	-	4	3	1	-	-	-
IVORY COAST	3	1	2	-	3	1	2	-	-	-
KENYA	3	3	-	-	3	3	-	-	-	-
MALAWI	2	2	-	1	1	1	-	-	-	1
NIGERIA	1	1	-	1	-	-	-	-	-	-
SOMALIA	1	-	1	-	1	-	1	-	-	-
SOUTH AFRICA	2	2	-	1	1	1	-	-	-	-
TANZANIA	1	1	-	1	-	-	-	-	-	-
UGANDA	1	-	1	-	1	-	1	-	-	-
ZAIRE	1	1	-	-	1	1	-	-	-	-
CENTRAL AMERICA	9	6	3	-	9	6	3	-	-	-
BELIZE	1	1	-	-	1	1	-	-	-	-
COSTA RICA	5	4	1	-	5	4	1	-	-	-
EL SALVADOR	1	-	1	-	1	-	1	-	-	-
GUATEMALA	2	1	1	-	2	1	1	-	-	-
SOUTH AMERICA	25	20	5	1	24	20	4	-	-	-
ARGENTINA	3	3	-	-	3	3	-	-	-	-
BRAZIL	4	3	1	-	4	3	1	-	-	-
CHILE	5	4	1	1	4	4	1	-	-	-
COLOMBIA	4	2	2	-	4	2	2	-	-	-
GUYANA	4	3	1	-	4	3	1	-	-	-
PERU	2	2	-	-	2	2	-	-	-	-
VENEZUELA	3	3	-	-	3	3	-	-	-	-
NORTH AMERICA	17	12	5	-	17	12	5	-	-	-
CANADA	14	10	4	-	14	10	4	-	-	-
MEXICO	3	2	1	-	3	2	1	-	-	-
RESIDENCE UNKNOWN	2	1	1	-	2	1	1	-	-	-
RESIDENCE UNSPECIFIED	2	1	1	-	2	1	1	-	-	-



FALL 1991 CREDIT COURSE STUDENTS BY PERMANENT RESIDENCE  
STATE UNIVERSITY OF NEW YORK AT BINGHAMTON

PERMANENT RESIDENCE	ALL LEVELS		UNDERGRADUATE		GRADUATE		NEW UNDERGRADUATES FIRST TIME		TRANSFERS				
	TOTAL	FULL-TIME	PART-TIME	TOTAL	FULL-TIME	PART-TIME	TOTAL	FULL-TIME					
ALL STUDENTS	11883	9254	2629	8928	8086	842	2955	1168	1787	1715	1694	767	648
UNITED STATES	11341	8917	2424	8808	7971	837	2533	946	1587	1694	1674	740	621
NEW YORK COUNTIES	10670	8415	2255	8342	7534	808	2328	881	1447	1578	1559	706	589
ALBANY COUNTY	100	91	9	85	83	2	15	8	7	19	19	12	11
ALLEGANY COUNTY	10	9	1	7	7	-	3	2	1	1	1	3	3
BRONX COUNTY	303	290	13	289	284	5	14	6	8	66	66	6	6
* BROOME COUNTY	2638	1093	1545	1307	704	603	1331	389	942	75	57	222	134
CATTARAUGUS COUNTY	14	11	3	11	10	1	3	1	2	-	-	1	1
CAYUGA COUNTY	32	26	6	25	24	1	7	2	5	6	6	7	7
CHAUTAUQUA COUNTY	34	32	2	28	27	1	6	5	1	4	4	4	4
CHEMUNG COUNTY	115	81	34	73	65	8	42	16	26	3	3	15	13
CHENANGO COUNTY	136	70	66	74	55	19	62	15	47	9	9	13	10
CLINTON COUNTY	18	16	2	13	13	-	5	3	2	6	6	-	-
COLUMBIA COUNTY	24	23	1	20	20	4	4	3	1	10	10	-	-
CORTLAND COUNTY	59	29	30	23	18	5	36	11	25	2	2	2	1
DELAWARE COUNTY	64	34	30	37	31	6	27	3	24	6	6	5	4
DUTCHESS COUNTY	149	140	9	134	131	3	15	9	6	18	18	25	25
ERIE COUNTY	195	182	13	173	167	6	22	15	7	60	60	5	5
ESSEX COUNTY	4	4	-	4	4	-	-	-	-	1	1	-	-
FRANKLIN COUNTY	9	9	-	9	9	-	-	-	-	3	3	2	2
FULTON COUNTY	18	16	2	15	15	-	3	1	2	-	-	3	3
GENESEE COUNTY	10	9	1	9	9	-	1	-	1	1	1	1	1
GREENE COUNTY	6	6	-	6	6	-	-	-	-	-	-	-	-
HAMILTON COUNTY	2	2	-	2	2	-	-	-	-	-	-	-	-
HERKIMER COUNTY	12	11	1	9	9	-	3	2	1	2	2	4	4
JEFFERSON COUNTY	25	25	-	22	22	-	3	3	-	6	6	2	2
KINGS COUNTY	656	642	14	624	622	2	32	20	12	122	122	22	22
LEWIS COUNTY	1	1	-	1	1	-	-	-	-	-	-	1	1
LIVINGSTON COUNTY	16	13	3	11	10	1	5	3	2	2	2	2	2
MADISON COUNTY	33	26	7	23	22	1	10	4	6	5	5	2	2
MONTROE COUNTY	138	126	12	105	104	1	33	22	11	34	34	7	7
MONTGOMERY COUNTY	19	18	1	14	14	-	5	4	1	2	2	2	2
NASSAU COUNTY	1066	1045	21	1030	1021	9	36	24	12	233	233	57	57
NEW YORK (MANHATTAN)	369	351	18	327	321	6	42	30	12	66	66	16	15
NIAGARA COUNTY	33	29	4	24	23	1	9	6	3	10	10	-	-
ONEIDA COUNTY	102	83	19	66	65	1	36	18	18	11	11	8	8
ONONDAGA COUNTY	230	211	19	187	183	4	43	28	15	36	36	18	17
ONTARIO COUNTY	20	18	2	15	15	-	5	3	2	4	4	2	2
ORANGE COUNTY	179	174	5	163	162	1	16	12	4	40	40	14	14

171

172



FALL 1991 CREDIT COURSE STUDENTS BY PERMANENT RESIDENCE  
STATE UNIVERSITY OF NEW YORK AT BINGHAMTON

PERMANENT RESIDENCE	ALL LEVELS		UNDERGRADUATE		GRADUATE		NEW UNDERGRADUATES FIRST TIME		TRANSFERS	
	TOTAL	FULL-TIME	PART-TIME	TOTAL	FULL-TIME	PART-TIME	TOTAL	FULL-TIME	TOTAL	FULL-TIME
ORLEANS COUNTY	4	3	1	4	3	1	-	1	-	-
OSWEGO COUNTY	44	40	4	37	36	1	7	12	2	2
OTSEGO COUNTY	50	24	26	20	16	4	30	3	3	1
PUTNAM COUNTY	51	48	3	44	44	-	7	9	2	2
QUEENS COUNTY	778	765	13	746	740	6	32	171	29	28
RENSELAEER COUNTY	45	43	2	42	42	-	3	7	9	9
RICHMOND(STATEN ISLAND)	237	233	4	230	230	-	7	57	7	7
ROCKLAND COUNTY	331	322	9	315	312	3	16	64	28	28
ST. LAWRENCE COUNTY	15	13	2	11	11	-	4	-	-	-
SARATOGA COUNTY	49	47	2	43	43	-	6	6	4	4
SCHENECTADY COUNTY	53	49	4	43	42	1	10	10	2	2
SCHOHARIE COUNTY	10	9	1	5	5	-	5	-	2	2
SCHUYLER COUNTY	12	8	4	9	8	1	3	1	2	2
SENECA COUNTY	10	8	2	7	7	-	3	1	1	1
STEBEN COUNTY	58	50	8	41	40	1	17	6	7	7
SUFFOLK COUNTY	909	894	15	869	863	6	40	177	29	29
SULLIVAN COUNTY	81	68	13	64	62	2	17	17	10	9
TIOGA COUNTY	313	147	166	191	113	78	122	18	30	20
TOMPKINS COUNTY	130	76	54	54	45	9	76	14	10	7
ULSTER COUNTY	100	91	9	88	84	4	12	20	11	10
WARREN COUNTY	17	16	1	12	12	-	5	1	4	4
WASHINGTON COUNTY	6	5	1	3	3	-	3	-	1	1
WAYNE COUNTY	19	18	1	17	17	-	2	2	1	1
WESTCHESTER COUNTY	496	483	13	472	469	3	24	118	27	26
WYOMING COUNTY	4	3	1	3	3	-	1	-	-	-
YATES COUNTY	9	6	3	7	6	1	2	-	1	1
REST OF THE UNITED STATES	665	500	165	466	437	29	199	116	34	32
ALASKA	2	-	2	-	-	-	2	-	-	-
ARIZONA	1	-	1	-	-	-	1	-	-	-
ARKANSAS	2	2	-	-	-	-	2	-	-	-
CALIFORNIA	17	9	8	5	5	-	12	3	2	2
COLORADO	1	1	-	-	-	-	1	-	-	-
CONNECTICUT	42	39	3	37	36	1	5	11	1	1
DISTRICT OF COLUMBIA	5	5	-	2	2	-	3	-	-	-
FLORIDA	15	13	2	14	13	1	1	2	2	2
GEORGIA	4	4	-	4	4	-	4	1	-	-
ILLINOIS	11	4	7	2	2	-	9	1	1	1
INDIANA	6	1	5	1	1	-	5	1	-	-
IOWA	3	1	2	1	1	-	2	1	-	-

\* - INDICATES LOCATION OF INSTITUTION

FALL 1991 CREDIT COURSE STUDENTS BY PERMANENT RESIDENCE  
STATE UNIVERSITY OF NEW YORK-AT BINGHAMTON

PERMANENT RESIDENCE	ALL LEVELS		UNDERGRADUATE		GRADUATE		NEW UNDERGRADUATES	
	TOTAL	FULL-TIME	PART-TIME	TOTAL	FULL-TIME	PART-TIME	TOTAL	FULL-TIME
KANSAS	2	1	1	1	1	1	1	1
LOUISIANA	1	1	-	-	1	1	-	-
MAINE	4	3	1	3	-	-	2	2
MARYLAND	28	27	1	24	4	3	6	1
MASSACHUSETTS	30	24	6	22	8	2	8	2
MICHIGAN	4	1	3	-	4	1	-	-
MINNESOTA	3	1	2	1	2	-	-	-
MISSOURI	5	3	2	1	4	2	1	1
NEBRASKA	1	1	-	1	-	-	1	1
NEW HAMPSHIRE	4	4	-	3	1	1	1	1
NEW JERSEY	245	239	6	232	12	7	66	13
NEW MEXICO	2	1	1	1	1	-	-	-
NORTH CAROLINA	4	2	2	1	3	1	-	1
NORTH DAKOTA	1	1	-	1	-	-	-	1
OHIO	13	10	3	6	7	4	1	2
OKLAHOMA	5	2	3	2	3	3	-	-
OREGON	2	1	1	-	2	1	-	-
PENNSYLVANIA	164	75	89	86	78	14	8	4
RHODE ISLAND	6	5	1	4	2	1	-	-
SOUTH CAROLINA	4	3	1	2	2	1	-	-
SOUTH DAKOTA	1	1	-	1	-	-	1	-
TENNESSEE	2	1	1	-	2	1	-	-
TEXAS	6	4	2	1	5	3	1	-
UTAH	2	1	1	1	1	1	-	-
VERMONT	3	2	1	2	1	1	1	-
VIRGINIA	7	5	2	2	5	3	2	-
WASHINGTON	2	1	1	-	2	1	-	-
WEST VIRGINIA	2	1	1	-	2	1	-	-
WISCONSIN	3	-	3	-	3	-	3	-
US TERRITORIES + POSS.	6	2	4	-	6	2	4	-
PUERTO RICO	6	2	4	-	6	2	4	-
FOREIGN COUNTRIES	536	333	203	116	420	222	21	27
FAR EAST	345	214	131	76	269	140	15	19
BANGLADESH	4	3	1	1	3	2	-	-
BURMA	1	1	-	-	1	1	-	-
PEOPLES REPUB. OF CHINA	88	47	41	7	81	40	2	4
REPUBLIC OF CHINA	101	61	40	6	95	56	1	1
HONG KONG	25	20	5	17	8	3	3	6
INDIA	31	15	16	3	28	12	-	2
TOTAL	1919	1275	644	420	1420	722	27	27

FALL 1991 CREDIT COURSE STUDENTS BY PERMANENT RESIDENCE  
STATE UNIVERSITY OF NEW YORK AT BINGHAMTON

PERMANENT RESIDENCE	ALL LEVELS			UNDERGRADUATE			GRADUATE			NEW UNDERGRADUATES FIRST TIME			TRANSFERS			
	TOTAL	FULL-TIME	PART-TIME	TOTAL	FULL-TIME	PART-TIME	TOTAL	FULL-TIME	PART-TIME	TOTAL	FULL-TIME	PART-TIME	TOTAL	FULL-TIME	PART-TIME	TOTAL
INDONESIA	9	7	2	5	4	1	4	3	1							
JAPAN	24	20	4	13	13		11	7	4							
REPUBLIC OF KOREA	36	22	14	12	2		24	10	14							
MALAYSIA	10	10		4	4		6	6								
PHILIPPINES	4	2	2	2	2		2	2	2							
SINGAPORE	7	5	2	5	5		2	2	2							
SRI LANKA	3	1	2	1	1		2	2	2							
THAILAND	2		2				2		2							
NEAR AND MIDDLE EAST	46	31	15	15	13	2	31	18	13							
IRAN	6	4	2	3	2	1	3	2	1							
ISRAEL	4	2	2	2	2		2	2	2							
JORDAN	3	2	1	1	1		2	1	1							
LEBANON	3	3					3	3								
PAKISTAN	14	11	3	9	8	1	5	3	2							
SAUDI ARABIA	2	2					2	2								
SYRIA	1	1					1	1								
TURKEY	13	6	7				13	6	7							
EUROPE	83	53	30	18	17	1	65	36	29							
AUSTRIA	1	1					1	1								
BELGIUM	1		1				1		1							
BULGARIA	2	1	1				2	1	1							
CZECHOSLOVAKIA	2	2					2	2								
DENMARK	5	5					5	5								
FINLAND	2	1	2	1	1		1		2							
FRANCE	6	3	3	1	1		5	2	3							
FEDERAL REP. OF GERMANY	13	8	5	4	4		9	4	5							
GREECE	8	7	1	4	4		4	3	1							
HUNGARY	1	1					1	1								
IRELAND	1		1				1		1							
ITALY	6	1	5				6	1	5							
NETHERLANDS	3	2	1				3	2	1							
NORWAY	1		1				1		1							
POLAND	1	1					1	1								
PORTUGAL	1	1					1	1								
SPAIN	9	6	3	1	1		8	5	3							
SWITZERLAND	3	1	2	2	1	1	1	1	1							
SOVIET SOCIALIST REPUB.	7	6	1				7	6	1							
UNITED KINGDOM	4	4		3	3		1	1	1							
YUGOSLAVIA	5	3	2	2	2		3	1	2							
CARIBBEAN	2	1	1	1	1		1	1	1							



FALL 1991 CREDIT COURSE STUDENTS BY PERMANENT RESIDENCE  
STATE UNIVERSITY OF NEW YORK AT BINGHAMTON

PERMANENT RESIDENCE	ALL LEVELS			UNDERGRADUATE			GRADUATE			NEW UNDERGRADUATES TRANSFERS		
	TOTAL	FULL-TIME	PART-TIME	TOTAL	FULL-TIME	PART-TIME	TOTAL	FULL-TIME	PART-TIME	TOTAL	FULL-TIME	TOTAL
GRENADA	1	1	-	1	1	-	-	-	-	-	-	-
HAITI	1	-	1	-	-	-	1	-	-	-	-	-
AFRICA	29	14	15	2	2	-	27	12	15	-	-	-
BURUNDI	2	2	-	-	-	-	2	2	-	-	-	-
EGYPT	3	-	3	-	-	-	3	-	3	-	-	-
ETHIOPIA	1	-	1	-	-	-	1	-	1	-	-	-
GAMBIA	2	1	1	1	1	-	1	-	1	-	-	-
GHANA	1	1	-	-	-	-	1	1	-	-	-	-
LESOTHO	1	1	-	-	-	-	1	1	-	-	-	-
MALAWI	1	-	1	-	-	-	1	-	1	-	-	-
MALI	2	1	1	-	-	-	2	1	1	-	-	-
MOROCCO	2	2	-	-	-	-	2	2	-	-	-	-
MOZAMBIQUE	2	2	-	-	-	-	2	2	-	-	-	-
NIGERIA	1	1	-	-	-	-	1	1	-	-	-	-
SIERRA LEONE	1	1	-	-	-	-	1	1	-	-	-	-
SOUTH AFRICA	6	2	4	1	1	-	5	1	4	-	-	-
TOGO	1	-	1	-	-	-	1	-	1	-	-	-
ZAIRE	2	1	1	-	-	-	2	1	1	-	-	-
ZAMBIA	1	1	-	-	-	-	1	1	-	-	-	-
CENTRAL AMERICA	2	2	-	1	1	-	1	1	-	-	-	-
COSTA RICA	1	1	-	1	1	-	-	-	-	-	-	-
NICARAGUA	1	1	-	-	-	-	1	1	-	-	-	-
SOUTH AMERICA	13	8	5	3	3	-	10	5	5	-	-	-
ARGENTINA	2	1	1	-	-	-	2	1	1	-	-	-
BOLIVIA	1	-	1	-	-	-	1	-	1	-	-	-
BRAZIL	2	2	-	2	2	-	-	-	-	-	-	-
COLOMBIA	5	3	2	-	-	-	5	3	2	-	-	-
GUYANA	2	2	-	1	1	-	1	1	-	-	-	-
PERU	1	-	1	-	-	-	1	-	1	-	-	-
OCEANIA	3	1	2	-	-	-	3	1	2	-	-	-
AUSTRALIA	2	-	2	-	-	-	2	-	2	-	-	-
NEW ZEALAND	1	1	-	-	-	-	1	1	-	-	-	-
NORTH AMERICA	13	9	4	-	-	-	13	9	4	-	-	-
CANADA	11	7	4	-	-	-	11	7	4	-	-	-
MEXICO	2	2	-	-	-	-	2	2	-	-	-	-

160

173



FALL 1991 CREDIT COURSE STUDENTS BY PERMANENT RESIDENCE  
STATE UNIVERSITY OF NEW YORK AT BINGHAMTON

PERMANENT RESIDENCE	ALL LEVELS		UNDERGRADUATE		GRADUATE		NEW UNDERGRADUATES TRANSFERS		
	FULL-TIME	PART-TIME	FULL-TIME	PART-TIME	FULL-TIME	PART-TIME	TOTAL	FULL-TIME	
RESIDENCE UNKNOWN	6	4	4	2	4	4	2	2	
RESIDENCE UNSPECIFIED	6	4	4	2	4	4	2	2	



FALL 1991 CREDIT COURSE STUDENTS BY PERMANENT RESIDENCE  
SUNY AT BUFFALO (EXCLUDING HEALTH SCIENCES)

PERMANENT RESIDENCE	ALL LEVELS		UNDERGRADUATE		GRADUATE		NEW UNDERGRADUATES FIRST TIME		TOTAL		
	TOTAL	FULL-TIME	TOTAL	PART-TIME	TOTAL	PART-TIME	TOTAL	FULL-TIME			
ALL STUDENTS	22550	15743	16001	12196	3805	3547	3412	2120	1977	2002	1012
UNITED STATES	21372	14711	15659	11922	3737	2789	2924	2091	1950	1933	967
NEW YORK COUNTIES	21008	14483	15539	11809	3730	2674	2795	2068	1927	1917	956
ALBANY COUNTY	152	45	124	123	1	28	22	39	39	8	7
ALLEGANY COUNTY	42	32	31	27	4	5	6	5	5	5	4
BRONX COUNTY	158	153	141	138	3	17	15	25	25	5	4
BROOME COUNTY	209	194	190	181	9	19	13	27	27	18	16
CATTARAUGUS COUNTY	147	142	108	95	13	39	15	17	17	16	10
CAYUGA COUNTY	38	37	33	32	1	5	5	3	3	4	4
CHAUTAUQUA COUNTY	216	169	150	136	14	66	33	25	25	26	22
CHEMUNG COUNTY	55	52	50	49	1	5	2	5	5	6	6
CHENANGO COUNTY	16	16	13	13	-	3	3	3	3	-	1
CLINTON COUNTY	12	12	10	10	-	2	2	-	-	-	-
COLUMBIA COUNTY	14	14	14	14	-	-	-	3	3	2	2
CORTLAND COUNTY	23	21	20	19	1	3	2	2	2	3	3
DELAWARE COUNTY	14	12	10	9	1	4	3	2	2	2	1
DUTCHESS COUNTY	93	84	82	74	8	11	10	14	14	13	10
* ERIE COUNTY	11958	6692	8003	4901	3102	3955	1791	785	652	1160	360
ESSEX COUNTY	10	3	7	3	4	3	3	-	-	3	-
FRANKLIN COUNTY	16	16	13	13	-	3	3	1	1	1	1
FULTON COUNTY	17	16	15	14	1	2	2	1	1	1	1
GLENSEE COUNTY	169	113	108	85	23	61	28	9	8	20	14
GREENE COUNTY	18	15	14	13	1	4	2	4	4	1	1
HAMILTON COUNTY	1	-	1	-	1	-	-	-	-	-	-
HERKIMER COUNTY	18	17	16	15	1	2	2	2	2	2	1
JEFFERSON COUNTY	26	25	25	24	1	1	1	3	3	3	3
KINGS COUNTY	412	394	376	367	9	36	27	89	89	15	10
LEWIS COUNTY	11	10	11	10	1	-	-	-	-	2	1
LIVINGSTON COUNTY	71	53	54	48	6	17	5	12	11	8	4
MADISON COUNTY	56	52	50	47	3	6	5	8	8	11	11
MONROE COUNTY	1196	1017	878	835	43	318	182	127	127	94	82
MONTGOMERY COUNTY	23	21	20	18	2	3	3	4	4	1	1
NASSAU COUNTY	572	555	536	524	12	36	31	72	92	52	48
NEW YORK (MANHATTAN)	312	299	272	267	5	40	32	66	66	14	13
NIAGARA COUNTY	1357	797	1004	668	336	353	129	123	118	156	82
ONEIDA COUNTY	130	116	105	99	6	25	8	19	19	16	13
ONONDAGA COUNTY	430	409	383	373	10	47	36	59	59	36	34
ONTARIO COUNTY	102	85	78	74	4	24	11	22	22	13	13
ORANGE COUNTY	147	143	137	135	2	10	8	26	26	11	11

184

185



FALL 1991 CREDIT COURSE STUDENTS BY PERMANENT RESIDENCE  
SUNY AT BUFFALO (EXCLUDING HEALTH SCIENCES)

PERMANENT RESIDENCE	ALL LEVELS		UNDERGRADUATE		GRADUATE		NEW UNDERGRADUATES FIRST TIME		TRANSFERS				
	TOTAL	FULL-TIME	PART-TIME	TOTAL	FULL-TIME	PART-TIME	TOTAL	FULL-TIME	PART-TIME	TOTAL	FULL-TIME		
ORLEANS COUNTY	61	41	20	42	32	10	19	9	10	5	5	6	2
OSWEGO COUNTY	75	72	3	67	65	2	8	7	1	22	22	3	3
OTSEGO COUNTY	17	16	1	11	11	-	6	5	1	1	1	1	1
PUTNAM COUNTY	37	35	2	32	30	2	5	5	-	3	3	2	2
QUEENS COUNTY	507	480	27	461	442	19	46	38	8	111	111	22	15
RENSELAER COUNTY	42	41	1	34	34	-	8	7	1	3	3	3	3
RICHMOND(STATEN ISLAND)	177	170	7	167	163	4	10	7	3	30	30	11	10
ROCKLAND COUNTY	280	272	8	264	257	7	16	15	1	37	37	17	17
ST. LAWRENCE COUNTY	22	15	7	11	11	-	11	4	7	3	3	1	1
SARATOGA COUNTY	138	135	3	124	123	1	14	12	2	19	19	6	6
SCHENECTADY COUNTY	92	90	2	85	84	1	7	6	1	22	22	2	2
SCHOHARIE COUNTY	3	3	-	2	2	-	1	1	-	-	-	-	-
SCHUYLER COUNTY	6	5	1	4	4	-	2	1	1	1	1	2	2
SENECA COUNTY	28	28	-	23	23	-	5	5	1	1	1	4	4
STUBEN COUNTY	59	54	5	45	43	2	14	11	3	10	10	5	3
SUFFOLK COUNTY	604	575	29	556	537	19	48	38	10	97	96	45	40
SULLIVAN COUNTY	31	30	1	30	30	-	1	-	1	3	3	8	8
TIOGA COUNTY	51	48	3	45	44	1	6	4	2	4	4	3	3
TOMPKINS COUNTY	70	62	8	59	57	2	11	5	6	9	9	7	6
ULSTER COUNTY	50	48	2	44	44	-	6	4	2	6	6	7	7
WARREN COUNTY	14	13	1	11	11	-	3	2	1	1	1	-	-
WASHINGTON COUNTY	8	6	2	7	5	2	1	1	-	1	1	-	-
WAYNE COUNTY	87	78	9	74	69	5	13	9	4	13	13	7	7
WESTCHESTER COUNTY	203	188	15	177	167	10	25	21	5	30	30	10	9
WYOMING COUNTY	73	52	21	58	45	13	15	7	8	12	12	9	7
YATES COUNTY	7	7	-	7	7	-	-	-	-	-	-	1	1
COUNTY UNKNOWN	25	20	5	17	16	1	8	4	4	2	2	3	3
REST OF THE UNITED STATES	361	226	135	118	112	6	243	114	129	22	22	16	11
ALABAMA	2	-	2	-	-	-	2	-	2	-	-	-	-
ARIZONA	1	1	-	-	-	-	1	1	-	-	-	-	-
CALIFORNIA	14	9	5	6	5	1	8	4	4	1	1	2	1
COLORADO	3	2	1	2	2	-	1	-	1	-	-	1	-
CONNECTICUT	14	11	3	7	7	4	7	4	3	1	1	-	-
DELAWARE	1	1	-	-	-	-	1	1	-	-	-	-	-
DISTRICT OF COLUMBIA	3	-	3	-	-	-	3	-	3	-	-	-	-
FLORIDA	19	10	9	8	7	1	11	3	8	2	2	1	-
GEORGIA	8	7	1	1	1	-	7	6	1	-	-	-	-
HAWAII	2	-	2	-	-	-	2	-	2	-	-	-	-
ILLINOIS	15	8	7	3	3	-	12	5	7	-	-	-	-
INDIANA	7	4	3	-	-	-	7	4	4	-	-	-	-

\* - INDICATES LOCATION OF INSTITUTION



FALL 1991 CREDIT COURSE STUDENTS BY PERMANENT RESIDENCE  
SUNY AT BUFFALO (EXCLUDING HEALTH SCIENCES)

PERMANENT RESIDENCE	ALL LEVELS			UNDERGRADUATE			GRADUATE			NEW UNDERGRADUATES TRANSFERS		
	TOTAL	FULL-TIME	PART-TIME	TOTAL	FULL-TIME	PART-TIME	TOTAL	FULL-TIME	PART-TIME	TOTAL	FULL-TIME	TOTAL
IOWA	4	1	3	-	-	-	4	1	3	-	-	-
KANSAS	2	-	2	1	-	1	1	-	1	-	-	1
KENTUCKY	2	1	1	-	-	-	2	1	1	-	-	-
LOUISIANA	2	1	1	-	-	-	2	1	1	-	-	-
MAINE	3	1	2	1	1	-	2	-	2	1	1	-
MARYLAND	16	13	3	6	6	-	10	7	3	2	2	1
MASSACHUSETTS	26	14	12	8	8	-	18	6	12	1	1	1
MICHIGAN	12	8	4	1	1	-	11	7	4	1	1	-
MINNESOTA	6	2	4	1	1	-	5	1	4	-	-	-
MISSOURI	1	-	1	-	-	-	1	-	1	-	-	-
MONTANA	1	1	-	-	-	-	1	1	-	-	-	-
NEBRASKA	1	-	1	-	-	-	1	-	1	-	-	-
NEW HAMPSHIRE	4	3	1	2	2	-	2	1	1	-	-	-
NEW JERSEY	55	51	4	38	37	1	17	14	3	8	1	1
NEW MEXICO	2	1	1	1	1	-	1	-	1	1	-	-
NORTH CAROLINA	6	3	3	1	1	-	5	2	3	-	-	-
OHIO	13	7	6	2	2	-	11	5	6	1	1	-
OKLAHOMA	2	1	1	-	-	-	2	1	1	-	-	-
OREGON	1	1	-	1	1	-	-	-	-	-	-	1
PENNSYLVANIA	70	37	33	20	18	2	50	19	31	1	1	5
RHODE ISLAND	4	3	1	1	1	-	3	2	1	1	-	3
TEXAS	11	8	3	2	2	-	9	6	3	-	-	1
VERMONT	4	4	-	2	2	-	2	-	2	1	1	1
VIRGINIA	11	5	6	2	2	-	9	3	6	-	-	-
WASHINGTON	2	2	-	-	-	-	2	2	-	-	-	-
WISCONSIN	9	4	5	-	-	-	9	4	5	-	-	-
WYOMING	2	1	1	1	1	-	1	-	1	-	-	-
US TERRITORIES + POSS.	3	2	1	2	1	1	1	1	-	1	1	-
PUERTO RICO	3	2	1	2	1	1	1	1	-	1	1	-
FOREIGN COUNTRIES	1543	997	546	309	245	64	1234	752	482	24	22	65
FAR EAST	1122	725	397	220	175	45	902	550	352	15	14	42
BANGLADESH	17	11	6	6	6	-	11	5	6	2	2	-
PEOPLES REPUB. OF CHINA	266	148	118	20	10	10	246	138	108	2	1	8
REPUBLIC OF CHINA	223	143	80	22	15	7	201	128	73	1	1	8
HONG KONG	50	44	6	30	29	1	20	15	5	2	2	1
INDIA	201	123	78	16	13	3	185	110	75	2	2	2
INDONESIA	24	21	3	14	13	1	10	8	2	1	1	1
JAPAN	63	48	15	20	18	2	43	30	13	-	-	9

188

187

FALL 1991 CREDIT COURSE STUDENTS BY PERMANENT RESIDENCE  
SUNY AT BUFFALO (EXCLUDING HEALTH SCIENCES)

PERMANENT RESIDENCE	ALL LEVELS			UNDERGRADUATE			GRADUATE			NEW UNDERGRADUATES FIRST TIME TRANSFERS		
	TOTAL	FULL- TIME	PART- TIME	TOTAL	FULL- TIME	PART- TIME	TOTAL	FULL- TIME	PART- TIME	TOTAL	FULL- TIME	TOTAL
REPUBLIC OF KOREA												
MACAD	1	1	-	1	1	-	-	-	-	-	-	-
MALAYSIA	66	54	12	54	46	8	12	8	4	4	4	3
PHILIPPINES	7	5	2	-	-	-	7	5	2	-	-	-
SINGAPORE	11	9	2	6	4	2	5	5	-	-	-	3
SRI LANKA	10	8	2	4	4	-	6	4	2	2	1	-
THAILAND	4	4	-	1	1	-	3	3	-	-	-	-
VIET-NAM	1	1	-	-	-	-	1	1	-	-	-	-
NEAR AND MIDDLE EAST	69	49	20	31	26	5	38	23	15	2	2	5
CYPRUS	6	5	1	4	4	-	2	1	1	1	1	-
IRAN	14	8	6	3	3	-	11	5	6	1	1	-
ISRAEL	1	-	1	1	-	1	2	-	2	-	-	-
JORDAN	2	-	2	4	2	2	3	1	2	-	-	1
LEBANON	7	3	4	4	2	2	3	1	-	-	-	1
OMAN	1	1	-	1	1	-	-	-	-	-	-	-
PAKISTAN	23	19	4	17	15	2	6	4	2	-	-	4
SAUDI ARABIA	4	3	1	-	-	-	4	3	1	-	-	-
TURKEY	9	8	1	1	1	-	8	7	1	-	-	-
UNITED ARAB EMIRATES	1	1	-	-	-	-	1	1	-	-	-	-
PEOPLES REP. OF YEMEN	1	1	-	-	-	-	1	1	-	-	-	-
EUROPE	125	96	29	22	22	-	103	74	29	2	2	9
AUSTRIA	2	1	1	-	-	-	2	1	1	-	-	-
BELGIUM	2	1	1	-	-	-	2	1	1	-	-	-
BULGARIA	2	2	-	-	-	-	2	2	-	-	-	-
CZECHOSLOVAKIA	2	2	-	-	-	-	2	2	-	-	-	-
DENMARK	3	3	-	-	-	-	3	3	-	-	-	-
FINLAND	2	2	-	-	-	-	2	2	-	-	-	-
FRANCE	9	7	2	2	2	-	7	5	2	-	-	2
FEDERAL REP. OF GERMANY	32	25	7	1	1	-	31	24	7	-	-	1
GREECE	20	14	6	7	7	-	13	7	6	-	-	-
IRELAND	4	1	3	-	-	-	4	1	3	-	-	-
ITALY	5	4	1	1	1	-	4	3	1	-	-	-
NETHERLANDS	1	1	-	-	-	-	1	1	-	-	-	-
NORWAY	2	1	1	1	1	-	1	1	-	-	-	-
POLAND	10	9	1	4	4	-	6	5	1	-	-	2
PORTUGAL	3	3	-	-	-	-	3	3	-	-	-	-
ROMANIA	2	2	-	-	-	-	2	2	-	-	-	-
SPAIN	3	2	1	1	1	-	2	1	1	-	-	-
SWEDEN	2	1	1	1	1	-	1	1	-	-	-	-
SOVIET SOCIALIST REPUB.	3	3	-	-	-	-	3	3	-	-	-	-
UNITED KINGDOM	15	11	4	4	4	-	11	7	4	-	-	4

FALL 1991 CREDIT COURSE STUDENTS BY PERMANENT RESIDENCE  
SUNY AT BUFFALO (EXCLUDING HEALTH SCIENCES)

PERMANENT RESIDENCE	ALL LEVELS			UNDERGRADUATE			GRADUATE			NEW UNDERGRADUATES		
	TOTAL	FULL-TIME	PART-TIME	TOTAL	FULL-TIME	PART-TIME	TOTAL	FULL-TIME	PART-TIME	TOTAL	FULL-TIME	TOTAL
YUGOSLAVIA	1	1	-	-	-	-	1	-	-	-	-	-
CARIBBEAN	9	7	2	4	3	1	5	4	1	-	-	1
BAHAMAS	1	1	-	-	-	-	1	1	-	-	-	-
BARBADOS	1	1	-	-	-	-	1	1	-	-	-	-
JAMAICA	2	2	-	1	1	-	1	1	-	-	-	1
TRINIDAD-TOBAGO	5	3	2	3	2	1	2	1	1	-	-	-
AFRICA	46	33	13	5	5	-	41	28	13	1	1	1
ALGERIA	1	-	1	-	-	-	1	-	1	-	-	-
CONGO	1	-	1	-	-	-	1	-	1	-	-	-
EGYPT	5	2	3	-	-	-	5	2	3	-	-	-
GHANA	3	3	1	1	1	-	2	1	1	-	-	-
IVORY COAST	3	3	-	1	1	-	2	2	-	-	-	-
KENYA	2	2	-	1	1	-	1	1	-	1	1	-
LIBERIA	1	1	-	-	-	-	1	1	-	-	-	-
MALAWI	1	1	-	-	-	-	1	1	-	-	-	-
MALI	1	-	1	-	-	-	1	-	1	-	-	-
MOROCCO	2	2	-	-	-	-	2	2	-	-	-	-
MOZAMBIQUE	1	1	-	-	-	-	1	1	-	-	-	-
NIGER	1	-	1	-	-	-	1	-	1	-	-	-
NIGERIA	2	2	-	-	-	-	2	2	-	-	-	-
RWANDA	1	1	-	-	-	-	1	1	-	-	-	-
SEYCHELLES	1	1	-	-	-	-	1	1	-	-	-	-
SIERRA LEONE	1	-	1	-	-	-	1	-	1	-	-	-
SOUTH AFRICA	7	6	1	2	2	-	5	4	1	-	-	1
SUDAN	2	1	1	-	-	-	2	1	1	-	-	-
TANZANIA	1	1	-	-	-	-	1	1	-	-	-	-
TUNISIA	2	2	-	-	-	-	2	2	-	-	-	-
UGANDA	3	3	-	-	-	-	3	3	-	-	-	-
ZAIRE	1	1	-	-	-	-	1	1	-	-	-	-
ZAMBIA	2	1	1	-	-	-	2	1	1	-	-	-
DAHOMEY	1	1	-	-	-	-	1	1	-	-	-	-
CENTRAL AMERICA	9	5	4	4	2	2	5	3	2	-	-	2
COSTA RICA	1	1	-	1	1	-	-	-	-	-	-	-
GUATEMALA	1	-	1	-	-	-	1	-	1	-	-	-
HONDURAS	3	1	2	2	-	2	1	1	-	-	-	2
NICARAGUA	1	1	-	1	1	-	1	1	-	-	-	-
PANAMA	3	2	1	1	1	-	2	1	1	-	-	-
SOUTH AMERICA	35	21	14	9	7	2	26	14	12	1	1	2

FALL 1991 CREDIT COURSE STUDENTS BY PERMANENT RESIDENCE  
SUNY AT BUFFALO (EXCLUDING HEALTH SCIENCES)

PERMANENT RESIDENCE	ALL LEVELS			UNDERGRADUATE			GRADUATE			NEW UNDERGRADUATES FIRST TIME TRANSFERS		
	TOTAL	FULL-TIME	PART-TIME	TOTAL	FULL-TIME	PART-TIME	TOTAL	FULL-TIME	PART-TIME	TOTAL	FULL-TIME	TOTAL
ARGENTINA	7	5	2	3	3	-	4	2	2	1	1	-
BOLIVIA	1	1	-	-	-	-	1	1	-	-	-	-
BRAZIL	7	5	2	3	2	1	4	3	1	-	-	1
CHILE	1	1	-	-	-	-	1	1	-	-	-	-
COLOMBIA	10	4	6	1	-	1	9	4	5	-	-	1
ECUADOR	4	2	2	-	-	-	4	2	2	-	-	-
PERU	3	2	1	2	2	-	1	-	1	-	-	-
URUGUAY	1	1	-	-	-	-	1	1	-	-	-	-
VENEZUELA	1	-	1	-	-	-	1	-	1	-	-	-
OCEANIA	2	2	-	-	-	-	2	2	-	-	-	-
AUSTRALIA	2	2	-	-	-	-	2	2	-	-	-	-
NORTH AMERICA	126	59	67	14	5	9	112	54	58	3	2	3
CANADA	110	48	62	13	5	8	97	43	54	3	2	3
MEXICO	16	11	5	1	-	1	15	11	4	-	-	-
RESIDENCE UNKNOWN	45	35	10	33	29	4	12	6	6	5	5	4
RESIDENCE UNSPECIFIED	45	31	10	33	29	4	12	6	6	5	5	4





FALL 1991 CREDIT COURSE STUDENTS BY PERMANENT RESIDENCE  
SUNY AT BUFFALO (INCLUDING HEALTH SCIENCES)

PERMANENT RESIDENCE	ALL LEVELS		UNDERGRADUATE		GRADUATE		NEW UNDERGRADUATES FIRST TIME		TOTAL			
	TOTAL	PART-TIME	TOTAL	PART-TIME	TOTAL	PART-TIME	TOTAL	PART-TIME				
ALL STUDENTS	26015	18027	7988	13238	4025	8752	4789	3963	2120	1977	2169	1151
UNITED STATES	24161	16797	7364	12935	3953	7273	3862	3411	2091	1950	2092	1098
NEW YORK COUNTIES	23745	16528	7217	12801	3944	7000	3727	3273	2068	1927	2069	1081
ALBANY COUNTY	165	157	8	127	1	37	30	7	39	39	8	7
ALLEGANY COUNTY	48	37	11	30	4	14	7	7	5	5	10	6
BRONX COUNTY	170	164	6	150	4	20	18	2	25	25	7	6
BROOME COUNTY	233	218	15	205	9	28	22	6	27	27	20	18
CATTARAUGUS COUNTY	170	124	46	105	14	51	19	32	17	17	18	12
CAYUGA COUNTY	44	42	2	34	2	8	8	-	3	3	4	4
CHAUTAUQUA COUNTY	256	204	52	155	14	87	49	38	25	25	33	29
CHEMUNG COUNTY	68	64	4	57	1	10	7	3	5	5	8	8
CHENANGO COUNTY	18	18	-	14	-	4	4	1	3	3	1	1
CLINTON COUNTY	15	15	-	13	-	2	2	-	-	-	1	1
COLUMBIA COUNTY	14	14	-	14	-	-	-	-	3	3	2	2
CORTLAND COUNTY	28	26	2	22	1	5	4	1	2	2	3	3
DELAWARE COUNTY	16	14	2	10	1	6	5	1	2	2	2	1
DUTCHESS COUNTY	105	96	9	79	8	18	17	1	14	14	14	11
ERIE COUNTY	13704	7882	5822	5398	3274	5032	2484	2548	785	652	1230	408
ESSEX COUNTY	13	6	7	4	4	5	2	3	-	-	3	-
FRANKLIN COUNTY	18	18	-	14	-	4	4	-	1	1	1	1
FULTON COUNTY	21	20	1	17	1	3	3	-	1	1	1	1
GENESEE COUNTY	195	128	67	95	24	76	33	43	9	8	23	17
GREENE COUNTY	20	17	3	14	1	5	3	2	4	4	1	1
HAMILTON COUNTY	1	-	1	-	1	-	-	-	-	-	-	-
HERKIMER COUNTY	21	20	1	17	1	3	3	-	2	2	2	1
JEFFERSON COUNTY	28	27	1	26	1	1	1	-	3	3	4	4
KINGS COUNTY	453	435	18	391	9	53	44	9	89	89	17	12
LEWIS COUNTY	13	12	1	11	1	1	1	-	-	-	2	1
LIVINGSTON COUNTY	82	60	22	53	7	22	7	15	12	11	10	5
MADISON COUNTY	60	56	4	50	3	7	6	1	8	8	11	11
MONROE COUNTY	1323	1125	198	899	46	378	226	152	127	127	103	91
MONTGOMERY COUNTY	26	24	2	20	2	4	4	-	4	4	1	1
NASSAU COUNTY	618	600	18	549	13	56	51	5	92	92	55	51
NEW YORK (MANHATTAN)	331	318	13	280	5	46	38	8	66	66	15	14
NIAGARA COUNTY	1502	886	616	1087	360	415	159	256	123	118	169	91
ONEIDA COUNTY	152	136	16	112	6	34	24	10	19	19	17	14
ONONDAGA COUNTY	484	461	23	404	11	69	57	12	59	59	45	43
ONTARIO COUNTY	111	90	21	82	5	29	13	16	22	22	13	13
ORANGE COUNTY	155	151	4	142	2	13	11	2	26	26	11	11

195

196



FALL 1991 CREDIT COURSE STUDENTS BY PERMANENT RESIDENCE  
SUNY AT BUFFALO (INCLUDING HEALTH SCIENCES)

PERMANENT RESIDENCE	ALL LEVELS			UNDERGRADUATE			GRADUATE			NEW UNDERGRADUATES TRANSFERS		
	TOTAL	FULL-TIME	PART-TIME	TOTAL	FULL-TIME	PART-TIME	TOTAL	FULL-TIME	PART-TIME	TOTAL	FULL-TIME	TOTAL
ORLEANS COUNTY	69	42	27	45	33	12	24	9	15	5	5	6
OSWEGO COUNTY	82	79	3	71	69	2	11	10	1	22	22	4
PUTNAM COUNTY	18	17	1	12	12	-	6	5	1	1	1	2
QUEENS COUNTY	39	37	2	32	30	2	7	7	-	3	3	2
RENSSELAER COUNTY	563	535	28	492	472	20	71	63	8	111	111	25
	44	43	1	35	35	-	9	8	1	3	3	3
RICHMOND (STATEN ISLAND)	198	191	7	174	170	4	24	21	3	30	30	11
ROCKLAND COUNTY	301	293	8	276	269	7	25	24	1	37	37	19
ST. LAWRENCE COUNTY	30	23	7	16	16	-	14	7	7	3	3	2
SARATOGA COUNTY	152	148	4	136	134	2	16	14	2	19	19	8
SCHENECTADY COUNTY	102	100	2	89	88	1	13	12	1	22	22	2
SCHOHARIE COUNTY	4	3	1	3	2	1	1	1	-	-	-	-
SCHUYLER COUNTY	6	5	1	4	4	-	2	1	1	1	1	2
SENECA COUNTY	31	31	-	26	26	-	5	5	-	1	1	4
STEUBEN COUNTY	62	57	5	48	46	2	14	11	3	10	10	4
SUFFOLK COUNTY	668	637	31	588	569	19	80	68	12	97	96	44
SULLIVAN COUNTY	32	31	1	30	30	-	2	1	1	3	3	8
TIOGA COUNTY	55	52	3	46	45	1	9	7	2	4	4	3
TOMPKINS COUNTY	79	70	9	66	63	3	13	7	6	9	9	7
ULSTER COUNTY	55	52	3	47	47	-	8	5	3	6	6	8
WARREN COUNTY	15	14	1	11	11	-	4	3	1	1	1	-
WASHINGTON COUNTY	11	9	2	7	5	2	4	4	-	1	1	-
WAYNE COUNTY	98	89	9	81	76	5	17	13	4	13	13	7
WESTCHESTER COUNTY	224	209	15	185	175	10	39	34	5	30	30	11
WYOMING COUNTY	81	59	22	63	50	13	18	9	9	12	12	9
YATES COUNTY	10	9	1	8	8	-	2	1	1	-	-	1
COUNTY UNKNOWN	35	28	7	19	17	2	16	11	5	2	2	3
REST OF THE UNITED STATES	412	266	146	141	133	8	271	133	138	22	22	23
ALABAMA	2	-	2	-	-	-	2	-	2	-	-	-
ARIZONA	3	2	1	2	1	1	1	1	-	-	-	2
CALIFORNIA	15	10	5	6	5	1	9	5	4	1	1	2
COLORADO	4	3	1	2	2	-	2	2	1	-	-	1
CONNECTICUT	15	11	4	7	7	-	8	4	4	1	1	-
DELAWARE	1	1	-	-	-	-	1	1	-	-	-	-
DISTRICT OF COLUMBIA	3	-	3	-	-	-	3	-	3	-	-	-
FLORIDA	20	10	10	8	7	1	12	3	9	2	2	1
GEORGIA	10	8	2	1	1	-	9	7	2	-	-	-
HAWAII	2	-	2	-	-	-	2	-	2	-	-	-
ILLINOIS	15	8	7	3	3	-	12	5	7	-	-	-
INDIANA	7	4	3	-	-	-	7	4	3	-	-	-
IOWA	4	1	3	-	-	-	4	1	3	-	-	-



FALL 1991 CREDIT COURSE STUDENTS BY PERMANENT RESIDENCE  
SUNY AT BUFFALO (INCLUDING HEALTH SCIENCES)

PERMANENT RESIDENCE	ALL LEVELS		UNDERGRADUATE		GRADUATE		NEW UNDERGRADUATES		TRANSFERS	
	TOTAL	FULL-TIME	PART-TIME	TOTAL	FULL-TIME	PART-TIME	TOTAL	FULL-TIME		
										TOTAL
KANSAS	2	-	2	1	-	1	1	-	-	1
KENTUCKY	2	1	1	-	-	1	2	1	-	-
LOUISIANA	2	1	1	-	-	1	2	1	-	-
MAINE	4	2	2	1	-	3	3	1	-	-
MARYLAND	16	13	3	6	-	10	7	3	2	1
MASSACHUSETTS	30	18	12	9	-	21	9	12	1	2
MICHIGAN	12	8	4	1	-	11	7	4	1	-
MINNESOTA	8	4	4	1	-	7	3	4	-	-
MISSOURI	1	-	1	-	-	1	-	1	-	-
MONTANA	1	1	-	-	-	1	1	-	-	-
NEBRASKA	1	-	1	-	-	1	-	1	-	-
NEW HAMPSHIRE	4	3	1	2	-	2	1	1	-	-
NEW JERSEY	61	56	5	42	1	19	15	4	8	2
NEW MEXICO	2	1	1	1	-	1	-	1	1	-
NORTH CAROLINA	7	4	3	1	-	6	3	3	-	-
OHIO	17	10	7	5	-	12	5	7	1	-
OKLAHOMA	5	4	1	2	-	3	2	1	-	2
OREGON	1	1	-	1	-	-	-	-	-	1
PENNSYLVANIA	88	50	38	31	3	57	22	35	1	6
RHODE ISLAND	4	3	1	1	-	3	2	1	1	-
TEXAS	12	9	3	2	-	10	7	3	-	1
VERMONT	4	4	2	2	-	2	2	-	1	1
VIRGINIA	12	6	6	2	-	10	4	6	-	-
WASHINGTON	3	3	-	-	-	3	3	-	-	-
WISCONSIN	10	5	5	-	-	10	5	5	-	-
WYOMING	2	1	1	1	-	1	-	1	-	-
US TERRITORIES + POSS.	4	3	1	2	1	2	2	-	1	-
PUERTO RICO	4	3	1	2	1	2	2	-	1	-
FOREIGN COUNTRIES	1794	1181	613	338	270	1456	911	545	24	71
FAR EAST	1273	828	445	231	184	1042	644	398	15	42
BANGLADESH	20	13	7	6	-	14	7	7	2	-
PEOPLES REPUB. OF CHINA	328	190	138	21	10	307	179	128	2	8
REPUBLIC OF CHINA	247	161	86	22	15	225	146	79	1	8
HONG KONG	59	52	7	37	2	22	17	5	2	1
INDIA	217	133	84	16	13	201	120	81	2	2
INDONESIA	25	22	3	14	1	11	9	2	1	1
JAPAN	66	51	15	21	19	45	32	13	-	9
REPUBLIC OF KOREA	202	120	82	27	15	175	105	70	4	5
MACAO	1	1	-	1	-	-	-	-	-	-

193

20



FALL 1991 CREDIT COURSE STUDENTS BY PERMANENT RESIDENCE  
SUNY AT BUFFALO (INCLUDING HEALTH SCIENCES)

PERMANENT RESIDENCE	ALL LEVELS			UNDERGRADUATE			GRADUATE			NEW UNDERGRADUATES TRANSFERS			
	TOTAL	FULL-TIME	PART-TIME	TOTAL	FULL-TIME	PART-TIME	TOTAL	FULL-TIME	PART-TIME	TOTAL	FULL-TIME	TOTAL	FULL-TIME
MALAYSIA	68	55	13	55	47	8	13	8	5	-	-	4	3
PHILIPPINES	10	5	5	-	-	-	10	5	5	-	-	-	-
SINGAPORE	11	9	2	6	4	2	5	5	-	-	-	3	1
SRI LANKA	10	8	2	4	4	-	6	4	2	1	1	-	-
THAILAND	8	7	1	1	1	-	7	6	1	-	-	-	-
VIET-NAM	1	1	-	-	-	-	1	1	-	-	-	-	-
NEAR AND MIDDLE EAST	92	68	24	35	30	5	57	38	19	2	2	7	6
CYPRUS	6	5	1	4	4	-	2	1	1	1	1	-	-
IRAN	22	16	6	4	4	-	18	12	6	1	1	-	-
ISRAEL	3	2	1	1	1	1	2	2	-	-	-	-	-
JORDAN	9	6	3	2	2	-	7	4	3	-	-	2	2
LEBANON	9	4	5	5	3	2	4	1	3	-	-	1	1
OMAN	1	1	-	1	1	-	-	-	-	-	-	-	-
PAKISTAN	25	20	5	17	15	2	8	5	3	-	-	4	3
SAUDI ARABIA	4	3	1	-	-	-	4	3	1	-	-	-	-
SYRIA	1	1	-	-	-	-	1	-	1	-	-	-	-
TURKEY	9	8	1	1	1	-	8	7	1	-	-	-	-
UNITED ARAB EMIRATES	1	1	-	-	-	-	1	1	-	-	-	-	-
PEOPLES REPUB. OF YEMEN	2	2	-	-	-	-	2	2	-	-	-	-	-
EUROPE	140	106	34	25	24	1	115	82	33	2	2	10	10
AUSTRIA	2	1	1	-	-	-	2	1	1	-	-	-	-
BELGIUM	3	2	1	-	-	-	3	2	1	-	-	-	-
BULGARIA	2	2	-	-	-	-	2	2	-	-	-	-	-
CZECHOSLOVAKIA	2	2	-	-	-	-	2	2	-	-	-	-	-
DENMARK	3	3	-	-	-	-	3	3	-	-	-	-	-
FINLAND	2	2	-	-	-	-	2	2	-	-	-	-	-
FRANCE	9	7	2	2	2	-	7	5	2	-	-	2	2
FEDERAL REP. OF GERMANY	32	25	7	1	1	-	31	24	7	-	-	1	1
GREECE	23	15	8	7	7	-	16	8	8	-	-	-	-
ICELAND	1	1	-	-	-	-	1	1	-	-	-	-	-
IRELAND	4	1	3	-	-	-	4	1	3	-	-	-	-
ITALY	7	6	1	1	1	-	6	5	1	-	-	-	-
NETHERLANDS	3	2	1	-	-	-	3	2	1	-	-	-	-
NORWAY	2	1	1	1	1	-	3	1	1	-	-	-	-
POLAND	11	10	1	5	5	-	6	5	1	-	-	2	2
PORTUGAL	3	3	-	-	-	-	3	3	-	-	-	-	-
ROMANIA	3	3	-	-	-	-	3	3	-	-	-	-	-
SPAIN	3	2	1	1	1	-	2	1	1	1	1	-	-
SWEDEN	3	2	1	2	2	-	1	1	1	1	1	1	1
SOVIET SOCIALIST REPUB.	3	3	-	-	-	-	3	3	-	-	-	-	-



FALL 1991 CREDIT COURSE STUDENTS BY PERMANENT RESIDENCE  
SUNY AT BUFFALO (INCLUDING HEALTH SCIENCES)

PERMANENT RESIDENCE	ALL LEVELS		UNDERGRADUATE		GRADUATE		NEW UNDERGRADUATES FIRST TIME		TOTAL	TRANSFER
	TOTAL	FULL-TIME	PART-TIME	TOTAL	FULL-TIME	PART-TIME	TOTAL	FULL-TIME		
UNITED KINGDOM	16	11	5	5	4	1	11	7	4	4
YUGOSLAVIA	3	2	1	-	-	-	3	2	1	-
CARIBBEAN	10	7	3	5	3	2	5	4	1	1
BAHAMAS	1	1	-	-	-	-	1	1	-	-
BARBADOS	1	1	-	-	-	-	1	1	-	-
JAMAICA	2	2	-	1	1	-	1	1	-	1
TRINIDAD-TOBAGO	6	3	3	4	2	2	2	1	1	-
AFRICA	51	37	14	5	5	-	46	32	14	1
ALGERIA	1	-	1	-	-	-	1	-	1	-
BOTSWANA	1	1	-	-	-	-	1	1	-	-
CONGO	1	-	1	-	-	-	1	1	-	-
EGYPT	5	2	3	-	-	-	5	2	3	-
GHANA	3	2	1	1	1	-	2	1	1	-
IVORY COAST	4	4	-	1	1	-	3	3	-	-
KENYA	3	3	-	1	1	-	2	2	1	-
LIBERIA	1	1	-	-	-	-	1	1	-	-
MALAWI	1	1	-	-	-	-	1	1	-	-
MALI	1	1	1	-	-	-	1	1	-	-
MOROCCO	2	2	-	-	-	-	2	2	-	-
MOZAMBIQUE	1	1	-	-	-	-	1	1	-	-
NIGER	1	-	1	-	-	-	1	2	1	-
NIGERIA	2	2	-	-	-	-	2	1	-	-
RWANDA	1	1	-	-	-	-	1	1	-	-
SEYCHELLES	1	1	-	-	-	-	1	1	-	-
SIERRA LEONE	1	1	1	-	-	-	1	1	-	-
SOUTH AFRICA	8	6	2	2	2	-	6	4	2	1
SUDAN	2	1	1	-	-	-	2	1	1	-
TANZANIA	1	1	-	-	-	-	1	1	-	-
TUNISIA	2	2	-	-	-	-	2	2	-	-
UGANDA	3	3	-	-	-	-	3	3	-	-
ZAIRE	2	1	1	-	-	-	2	1	1	-
ZAMBIA	2	1	1	-	-	-	2	1	1	-
DAHOMY	1	1	-	-	-	-	1	1	-	-
CENTRAL AMERICA	10	6	4	4	2	2	6	4	2	2
COSTA RICA	1	1	-	1	1	-	1	-	-	-
GUATEMALA	1	-	1	-	-	-	1	-	1	-
HONDURAS	4	2	2	2	-	2	2	2	-	2
NICARAGUA	1	1	-	-	-	-	1	1	-	-
PANAMA	3	2	1	1	1	-	2	1	1	-

203

204



FALL 1991 CREDIT COURSE STUDENTS BY PERMANENT RESIDENCE  
 SUNY AT BUFFALO (INCLUDING HEALTH SCIENCES)

PERMANENT RESIDENCE	ALL LEVELS		UNDERGRADUATE		GRADUATE		NEW UNDERGRADUATES FIRST TIME		TRANSFERS			
	TOTAL	FULL-TIME	TOTAL	PART-TIME	TOTAL	PART-TIME	TOTAL	FULL-TIME				
SOUTH AMERICA	40	24	16	9	7	2	31	17	14	1	1	2
ARGENTINA	7	5	2	3	3	-	4	2	2	1	1	-
BOLIVIA	1	1	-	-	-	-	1	1	-	-	-	-
BRAZIL	9	7	2	3	2	1	6	5	1	-	-	1
CHILE	1	1	-	-	-	-	1	1	-	-	-	-
COLOMBIA	11	4	7	1	-	1	10	4	6	-	-	1
ECUADOR	4	2	2	-	-	-	4	2	2	-	-	-
PERU	5	3	2	2	2	-	3	1	2	-	-	-
URUGUAY	1	1	-	-	-	-	1	1	-	-	-	-
VENEZUELA	1	-	1	-	-	-	1	-	1	-	-	-
OCEANIA	2	2	-	-	-	-	2	2	-	-	-	-
AUSTRALIA	2	2	-	-	-	-	2	2	-	-	-	-
NORTH AMERICA	176	103	73	24	15	9	152	88	64	3	2	6
CANADA	159	91	68	23	15	8	136	76	60	3	2	6
MEXICO	17	12	5	1	-	1	16	12	4	-	-	-
RESIDENCE UNKNOWN	60	49	11	37	33	4	23	16	7	5	5	6
RESIDENCE UNSPECIFIED	60	49	11	37	33	4	23	16	7	5	5	6



FALL 1991 CREDIT COURSE STUDENTS BY PERMANENT RESIDENCE  
SUNY AT STONY BROOK (EXCLUDING HEALTH SCIENCES)

PERMANENT RESIDENCE	ALL LEVELS			UNDERGRADUATE			GRADUATE			NEW UNDERGRADUATES TRANSFERS			
	TOTAL	FULL-TIME	PART-TIME	TOTAL	FULL-TIME	PART-TIME	TOTAL	FULL-TIME	PART-TIME	TOTAL	FULL-TIME	TOTAL	
													FULL-TIME
ALL STUDENTS	15800	12005	3795	11064	9739	1325	4736	2266	2470	1885	1815	1702	1385
UNITED STATES	14510	10931	3579	10806	9493	1313	3704	1438	2266	1867	1798	1661	1346
NEW YORK COUNTIES	14121	10581	3540	10580	9274	1306	3541	1307	2234	1816	1748	1605	1293
ALBANY COUNTY	31	26	5	25	22	3	6	4	2	6	6	2	2
ALLEGANY COUNTY	1	1	-	1	1	-	-	-	-	-	-	-	-
BRONX COUNTY	295	280	15	279	272	7	16	8	8	57	57	26	25
BROOME COUNTY	18	17	1	16	15	1	2	2	-	2	2	3	2
CATTARAUGUS COUNTY	1	1	-	1	-	-	1	1	-	-	-	-	-
CAYUGA COUNTY	2	2	-	1	1	-	1	1	-	1	1	-	-
CHAUTAUQUA COUNTY	7	7	-	2	2	-	5	5	-	-	-	1	1
CHEMUNG COUNTY	1	1	-	1	-	-	-	-	-	-	-	1	1
CHENANGO COUNTY	5	5	-	5	5	-	-	-	-	-	-	1	1
CLINTON COUNTY	4	3	1	4	3	1	-	-	-	1	1	-	-
COLUMBIA COUNTY	3	3	-	3	3	-	-	-	-	-	-	-	-
CORTLAND COUNTY	3	3	-	2	2	-	1	1	-	-	-	-	-
DELAWARE COUNTY	2	2	-	1	1	-	1	1	-	-	-	1	1
DUTCHESS COUNTY	66	63	3	57	57	-	9	6	3	10	10	11	11
ERIE COUNTY	29	27	2	20	20	-	9	7	2	3	3	4	4
ESSEX COUNTY	6	6	-	5	5	-	1	1	-	1	1	3	3
FRANKLIN COUNTY	1	1	-	1	1	-	-	-	-	-	-	-	-
FULTON COUNTY	2	2	-	2	2	-	-	-	-	-	-	-	-
GENESEE COUNTY	2	1	1	1	1	-	1	1	1	-	-	-	-
GREENE COUNTY	4	4	-	4	4	-	-	-	-	1	1	1	1
HERKIMER COUNTY	2	2	-	2	2	-	-	-	-	-	-	1	1
JEFFERSON COUNTY	1	1	-	1	1	-	-	-	-	1	1	-	-
KINGS COUNTY	895	868	27	842	828	14	53	40	13	198	196	69	65
LIVINGSTON COUNTY	1	1	-	1	1	-	-	-	-	-	-	1	1
MAISON COUNTY	3	3	-	2	2	-	-	1	-	-	-	-	-
MONROE COUNTY	53	51	2	40	39	1	13	12	1	7	7	9	9
MONTGOMERY COUNTY	7	7	-	6	6	-	1	1	-	1	1	-	-
NASSAU COUNTY	1782	1414	368	1424	1303	121	358	111	247	254	250	246	215
NEW YORK (MANHATTAN)	447	409	38	377	366	11	70	43	27	77	77	32	29
NIAGARA COUNTY	5	5	-	4	4	-	1	1	-	-	-	-	-
ONEIDA COUNTY	6	6	-	4	4	-	2	2	-	-	-	2	2
ONONDAGA COUNTY	48	47	1	44	43	1	4	4	-	8	8	3	3
ONTARIO COUNTY	4	4	-	3	3	-	1	1	-	-	-	-	-
ORANGE COUNTY	56	53	3	51	50	1	5	3	2	10	10	8	8
ORLEANS COUNTY	2	2	-	2	2	-	2	2	-	1	1	1	1
OSWEGO COUNTY	5	5	-	3	3	-	2	2	-	1	1	-	-

208

207



FALL 1991 CREDIT COURSE STUDENTS BY PERMANENT RESIDENCE  
SUNY AT STONY BROOK (EXCLUDING HEALTH SCIENCES)

PERMANENT RESIDENCE	ALL LEVELS		UNDERGRADUATE		GRADUATE		NEW UNDERGRADUATES FIRST TIME		NEW UNDERGRADUATES TRANSFERS
	TOTAL	FULL-TIME	PART-TIME	TOTAL	FULL-TIME	PART-TIME	TOTAL	FULL-TIME	
OTSEGO COUNTY	2	2	-	2	-	-	-	-	-
PUTNAM COUNTY	39	38	1	34	4	4	5	5	4
QUEENS COUNTY	1536	1450	86	1423	113	70	343	343	111
RENSSELAER COUNTY	14	14	-	13	1	1	2	2	4
RICHMOND (STATEN ISLAND)	218	214	4	204	14	10	65	65	22
ROCKLAND COUNTY	149	143	6	140	9	8	22	22	21
ST. LAWRENCE COUNTY	4	3	1	1	3	2	1	1	-
SARATOGA COUNTY	13	13	-	7	6	6	1	1	1
SCHENECTADY COUNTY	14	12	2	11	3	1	2	2	2
SCHOHARIE COUNTY	3	2	1	3	-	-	1	1	-
SCHUYLER COUNTY	1	1	-	1	-	-	-	-	-
STEUEN COUNTY	2	2	-	2	-	-	-	-	-
* SUFFOLK COUNTY	7970	5015	2955	5191	2779	912	1867	674	966
SULLIVAN COUNTY	15	14	1	13	2	1	1	4	5
TIOGA COUNTY	2	2	-	2	-	-	-	1	-
TOMPKINS COUNTY	10	9	1	9	1	1	-	-	2
ULSTER COUNTY	32	31	1	29	3	2	1	6	5
WARREN COUNTY	9	8	1	7	2	1	1	1	-
WASHINGTON COUNTY	4	3	1	4	-	-	-	1	-
WAYNE COUNTY	5	5	-	4	1	1	-	-	1
WESTCHESTER COUNTY	276	264	12	240	36	29	7	43	35
YATES COUNTY	3	3	-	3	-	-	-	1	-
* - INDICATES LOCATION OF INSTITUTION									
REST OF THE UNITED STATES	380	342	38	224	156	125	31	50	55
ALABAMA	1	1	-	1	-	-	-	1	-
ALASKA	13	12	1	7	6	5	1	1	1
ARIZONA	1	1	-	1	-	-	-	-	1
ARKANSAS	2	2	-	2	-	-	-	-	1
CALIFORNIA	21	20	1	8	13	12	1	3	3
COLORADO	3	3	-	1	2	2	-	-	1
CONNECTICUT	32	28	4	22	10	7	3	6	3
DELAWARE	2	2	-	2	-	-	-	-	-
DISTRICT OF COLUMBIA	3	2	1	-	3	2	1	-	-
FLORIDA	14	14	-	11	3	3	-	2	6
GEORGIA	4	2	2	1	3	1	2	-	1
ILLINOIS	17	16	1	3	14	13	1	-	2
INDIANA	7	6	1	2	5	4	1	-	2
IOWA	4	3	1	1	3	2	1	-	1
KANSAS	2	1	1	1	1	1	-	-	1
KENTUCKY	1	1	-	1	-	-	-	-	-
LOUISIANA	1	1	-	1	-	-	-	-	-





FALL 1991 CREDIT COURSE STUDENTS BY PERMANENT RESIDENCE  
SUNY AT STONY BROOK (EXCLUDING HEALTH SCIENCES)

PERMANENT RESIDENCE	ALL LEVELS			UNDERGRADUATE			GRADUATE			NEW UNDERGRADUATES TRANSFERS		
	TOTAL	FULL-TIME	PART-TIME	TOTAL	FULL-TIME	PART-TIME	TOTAL	FULL-TIME	PART-TIME	TOTAL	FULL-TIME	TOTAL
MALAYSIA	5	4	1	3	3	1	2	1	1	-	-	-
NEPAL	2	1	1	-	-	1	2	1	1	-	-	-
PHILIPPINES	10	10	1	1	1	9	9	9	1	-	-	-
SINGAPORE	4	3	1	1	1	2	3	2	1	-	-	-
SRI LANKA	5	5	-	2	2	3	3	3	-	-	-	-
NEAR AND MIDDLE EAST	83	73	10	55	53	2	28	20	8	2	2	9
AFGHANISTAN	1	1	-	1	1	-	-	-	-	-	-	-
CYPRUS	12	12	-	9	9	3	3	3	-	-	-	-
IRAN	15	13	2	10	10	5	5	5	2	2	3	3
ISRAEL	17	13	4	10	8	2	7	5	2	1	4	4
JORDAN	5	4	1	1	1	4	4	3	1	-	-	-
LEBANON	2	2	-	2	2	-	-	-	-	-	-	-
PAKISTAN	20	18	2	17	17	3	3	3	2	-	2	2
TURKEY	11	10	1	5	5	6	6	5	1	1	1	-
EUROPE	202	177	25	24	23	1	178	154	24	1	1	3
AUSTRIA	2	2	-	-	-	2	2	2	-	-	-	-
BULGARIA	5	4	1	2	1	1	3	3	3	-	1	1
CZECHOSLOVAKIA	2	2	1	1	1	1	1	1	-	-	-	-
DENMARK	1	1	-	-	-	1	1	1	-	-	-	-
FINLAND	3	3	-	-	-	3	3	3	-	-	-	-
FRANCE	17	16	1	4	4	13	13	12	1	-	1	1
FEDERAL REP. OF GERMANY	47	41	6	2	2	45	45	39	6	-	-	-
GREECE	22	21	1	6	6	16	16	15	1	-	-	-
HUNGARY	3	3	-	1	1	2	2	2	-	-	-	-
ICELAND	5	3	2	1	1	4	4	2	2	1	1	-
IRELAND	1	1	-	-	-	1	1	1	-	-	-	-
ITALY	5	5	-	-	-	5	5	5	-	-	-	-
MALTA	1	1	-	-	-	1	1	1	-	-	-	-
NETHERLANDS	8	6	2	-	-	8	8	6	2	-	-	-
NORWAY	2	2	-	2	2	-	-	-	-	-	-	-
POLAND	11	11	-	-	-	11	11	11	-	-	-	-
PORTUGAL	5	4	1	1	1	4	4	3	1	-	-	-
ROMANIA	3	3	-	-	-	3	3	3	-	-	-	-
SPAIN	21	13	8	-	-	21	21	13	8	-	-	-
SWEDEN	1	1	-	1	1	-	-	-	-	-	-	-
SWITZERLAND	1	1	-	-	-	1	1	1	-	-	-	-
SOVIET SOCIALIST REPUB.	17	17	-	1	1	16	16	16	-	-	1	1
UNITED KINGDOM	11	9	2	1	1	10	10	8	2	-	-	-
YUGOSLAVIA	B	7	1	1	1	7	7	6	1	-	-	-



FALL 1991 CREDIT COURSE STUDENTS BY PERMANENT RESIDENCE  
SUNY AT STONY BROOK (EXCLUDING HEALTH SCIENCES)

PERMANENT RESIDENCE	ALL LEVELS			UNDERGRADUATE			GRADUATE			NEW UNDERGRADUATES FIRST TIME		
	TOTAL	FULL-TIME	PART-TIME	TOTAL	FULL-TIME	PART-TIME	TOTAL	FULL-TIME	PART-TIME	TOTAL	FULL-TIME	TOTAL
CARIBBEAN	7	6	1	5	4	1	2	2	-	-	-	2
BAHAMAS	1	1	-	-	-	-	1	1	-	-	-	-
CUBA	1	-	1	-	-	1	-	-	-	-	-	-
DOMINICA	1	1	-	1	1	-	-	-	-	-	-	1
HAITI	2	2	-	2	2	-	-	-	-	-	-	1
TRINIDAD-TOBAGO	2	2	-	1	1	-	1	1	-	-	-	1
AFRICA	19	15	4	8	7	1	11	8	3	2	2	1
ALGERIA	3	2	1	-	-	-	3	2	1	-	-	-
CAMEROON	1	1	-	1	1	-	-	-	-	-	-	-
EGYPT	1	1	-	-	-	-	-	-	-	-	-	-
ETHIOPIA	3	1	2	2	1	1	1	1	1	-	-	-
GHANA	2	2	-	-	-	-	2	2	-	-	-	-
IVORY COAST	2	2	-	2	2	-	-	-	-	1	1	-
KENYA	3	3	-	1	1	-	2	2	-	-	-	-
NIGERIA	1	-	1	-	-	-	1	1	-	-	-	-
SENEGAL	1	1	-	1	1	-	-	-	-	1	1	-
ZAIRE	1	1	-	-	-	-	1	1	-	-	-	-
ZAMBIA	1	1	-	1	1	-	-	-	-	-	-	1
CENTRAL AMERICA	2	2	-	-	-	-	2	2	-	-	-	-
GUATEMALA	1	1	-	-	-	-	1	1	-	-	-	-
PANAMA	1	1	-	-	-	-	1	1	-	-	-	-
SOUTH AMERICA	64	56	8	6	5	1	58	51	7	-	-	-
ARGENTINA	9	8	1	-	-	-	9	8	1	-	-	-
BOLIVIA	2	1	1	-	-	-	2	1	1	-	-	-
BRAZIL	14	14	-	-	-	-	14	14	-	-	-	-
CHILE	10	5	5	2	1	1	8	4	4	-	-	-
COLOMBIA	12	12	-	-	-	-	12	12	-	-	-	-
ECUADOR	2	2	-	2	2	-	-	-	-	-	-	-
GUYANA	2	2	-	2	2	-	-	-	-	-	-	-
PERU	7	6	1	-	-	-	7	6	1	-	-	-
VENEZUELA	6	6	-	-	-	-	6	6	-	-	-	-
OCEANIA	6	6	-	-	-	-	6	6	-	-	-	-
AUSTRALIA	4	4	-	-	-	-	4	4	-	-	-	-
NEW ZEALAND	2	2	-	-	-	-	2	2	-	-	-	-
NORTH AMERICA	34	21	13	1	1	-	33	20	13	-	-	-
CANADA	26	16	10	-	-	-	26	16	10	-	-	-
MEXICO	8	5	3	1	1	-	7	4	3	-	-	-



FALL 1991 CREDIT COURSE STUDENTS BY PERMANENT RESIDENCE  
 SUNY AT STONY BROOK (EXCLUDING HEALTH SCIENCES)

PERMANENT RESIDENCE	ALL LEVELS		UNDERGRADUATE		GRADUATE		NEW UNDERGRADUATES FIRST TIME		TRANSFERS TOTAL	FULL-TIME	
	TOTAL	FULL-TIME	TOTAL	FULL-TIME	TOTAL	FULL-TIME	TOTAL	FULL-TIME			
FOREIGN RESIDENCE UNKNOWN	37	32	24	23	1	9	4	2	2	11	10
FOREIGN COUNTRY UNKNOWN	37	32	24	23	1	9	4	2	2	11	10
RESIDENCE UNKNOWN	15	7	8	6	2	1	6	4	3	-	-
RESIDENCE UNSPECIFIED	15	7	8	6	2	1	6	4	3	-	-



FALL 1991 CREDIT COURSE STUDENTS BY PERMANENT RESIDENCE  
SUNY AT STONY BROOK (INCLUDING HEALTH SCIENCES)

PERMANENT RESIDENCE	ALL LEVELS		UNDERGRADUATE		GRADUATE		NEW UNDERGRADUATES FIRST TIME		TOTAL TRANSFERS				
	TOTAL	FULL-TIME	TOTAL	FULL-TIME	TOTAL	FULL-TIME	TOTAL	FULL-TIME					
ALL STUDENTS	17697	13350	4347	11549	10106	1443	6148	3244	2904	1885	1815	1831	1484
UNITED STATES	16329	12200	4129	11287	9856	1431	5042	2344	2698	1867	1798	1789	1444
NEW YORK COUNTIES	15917	11828	4089	11053	9629	1424	4864	2199	2665	1816	1748	1728	1386
ALBANY COUNTY	33	28	5	25	22	3	8	6	2	6	6	2	2
ALLEGANY COUNTY	1	1	-	1	1	-	-	-	-	-	-	-	-
BRONX COUNTY	315	298	17	285	278	7	30	20	10	57	57	26	25
BROOME COUNTY	20	19	1	16	15	1	4	4	-	2	2	3	2
CATTARAUGUS COUNTY	1	1	-	1	-	-	1	1	-	-	-	-	-
CAYUGA COUNTY	2	2	-	1	1	-	1	1	-	1	1	-	-
CHAUTAQUA COUNTY	8	8	-	2	2	-	6	6	-	-	-	1	1
CHEMUNG COUNTY	1	1	-	1	1	-	-	-	-	-	-	-	-
CHEMUNGO COUNTY	5	5	-	5	5	-	-	-	-	-	-	1	1
CLINTON COUNTY	5	4	1	5	4	1	-	-	-	1	1	-	-
COLUMBIA COUNTY	3	3	-	3	3	-	-	-	-	-	-	-	-
CORTLAND COUNTY	4	4	-	2	2	-	2	2	-	-	-	-	-
DELAWARE COUNTY	3	3	-	1	1	-	2	2	-	-	-	1	1
OUTCHESSE COUNTY	77	74	3	60	60	-	17	14	3	10	10	11	11
ERIE COUNTY	32	30	2	20	20	-	12	10	2	3	3	4	4
ESSEX COUNTY	6	6	-	5	5	-	1	1	-	1	1	3	3
FRANKLIN COUNTY	1	1	-	1	1	-	-	-	-	-	-	-	-
FULTON COUNTY	3	3	-	2	2	-	1	1	-	-	-	-	-
GENESSEE COUNTY	2	1	1	1	1	-	1	-	1	-	-	-	-
GREENE COUNTY	4	4	-	4	4	-	-	-	-	1	1	1	1
HERKIMER COUNTY	2	2	-	2	2	-	-	-	-	-	-	1	1
JEFFERSON COUNTY	1	1	-	1	1	-	-	-	-	1	1	-	-
KINGS COUNTY	968	936	32	861	847	14	107	89	18	198	196	71	67
LIVINGSTON COUNTY	1	1	-	1	1	-	-	-	-	-	-	1	1
MADISON COUNTY	3	3	-	2	2	-	1	1	-	-	-	-	-
MONROE COUNTY	63	61	2	40	39	1	23	22	1	7	7	9	9
MONTGOMERY COUNTY	8	8	-	6	6	-	2	2	-	1	1	-	-
NASSAU COUNTY	2069	1620	449	1495	1360	135	574	260	314	254	250	269	235
NEW YORK (MANHATTAN)	495	455	40	388	377	11	107	78	29	77	77	34	31
NIAGARA COUNTY	5	5	-	4	4	-	1	1	-	-	-	-	-
ONEIDA COUNTY	8	8	-	4	4	-	4	4	-	-	-	2	2
ONONDAGA COUNTY	55	54	1	44	43	1	11	11	-	8	8	3	3
ONTARIO COUNTY	4	4	-	3	3	-	1	1	-	-	-	-	-
ORANGE COUNTY	59	55	4	51	50	1	8	5	3	10	10	8	8
ORLEANS COUNTY	2	2	-	2	2	-	2	2	-	-	-	1	1
OSWEGO COUNTY	5	5	-	3	3	-	2	2	-	1	1	-	-

FALL 1991 CREDIT COURSE STUDENTS BY PERMANENT RESIDENCE  
SUNY AT STONY BROOK (INCLUDING HEALTH SCIENCES)

PERMANENT RESIDENCE	ALL LEVELS			UNDERGRADUATE			GRADUATE			NEW UNDERGRADUATES FIRST TIME TRANSFERS		
	TOTAL	FULL-TIME	PART-TIME	TOTAL	FULL-TIME	PART-TIME	TOTAL	FULL-TIME	PART-TIME	TOTAL	FULL-TIME	TOTAL
OTSEGO COUNTY	2	2	-	2	2	-	-	-	-	-	-	-
PUTNAM COUNTY	40	39	1	35	34	1	5	5	-	5	4	
QUEENS COUNTY	1670	1570	100	1460	1416	44	210	154	56	343	116	
RENSELAER COUNTY	15	15	-	13	13	-	2	2	-	2	4	
RICHMOND(STATEN ISLAND)	240	236	4	213	213	-	27	23	4	65	25	
ROCKLAND COUNTY	176	170	6	145	140	5	31	30	1	22	20	
ST. LAWRENCE COUNTY	6	5	1	1	1	-	5	4	1	1	-	
SARATOGA COUNTY	13	13	-	7	7	-	6	6	-	1	1	
SCHENECTADY COUNTY	15	13	2	11	11	-	4	2	2	2	2	
SCHOHARIE COUNTY	3	2	1	3	2	1	-	-	-	1	-	
SCHUYLER COUNTY	1	1	-	1	1	-	-	-	-	-	-	
STUEBEN COUNTY	3	3	-	2	2	-	1	1	-	-	-	
SUFFOLK COUNTY	9050	5652	3398	5488	4297	1191	3562	1355	2207	674	1050	
SULLIVAN COUNTY	16	15	1	13	13	-	3	2	1	4	5	
TIOGA COUNTY	5	5	-	4	4	-	1	1	-	1	1	
TOMPKINS COUNTY	12	11	1	9	8	1	3	3	-	1	1	
ULSTER COUNTY	38	37	1	31	31	-	7	6	1	6	5	
WARREN COUNTY	9	8	1	7	7	-	2	1	1	1	-	
WASHINGTON COUNTY	4	3	1	4	3	-	-	-	-	1	1	
WAYNE COUNTY	3	5	-	4	4	-	1	1	-	-	-	
WESTCHESTER COUNTY	317	304	13	250	245	5	67	59	8	43	37	
YATES COUNTY	3	3	-	3	3	-	-	-	-	1	-	
REST OF THE UNITED STATES	403	364	39	232	225	7	171	139	32	50	60	
ALABAMA	1	1	-	1	1	-	-	-	-	1	-	
ALASKA	13	12	1	7	7	-	6	5	1	1	1	
ARIZONA	1	1	-	1	1	-	-	-	-	-	-	
ARKANSAS	2	2	-	2	2	-	-	-	-	-	-	
CALIFORNIA	25	24	1	9	9	-	16	15	1	3	4	
COLORADO	5	5	-	2	2	-	3	3	-	-	1	
CONNECTICUT	34	30	4	23	22	1	11	8	3	6	4	
DELAWARE	2	2	-	2	2	-	-	-	-	-	-	
DISTRICT OF COLUMBIA	4	3	1	1	1	-	3	2	1	-	-	
FLORIDA	15	15	-	11	11	-	4	4	-	2	6	
GEORGIA	4	4	2	1	1	-	3	1	2	-	1	
ILLINOIS	17	16	1	3	3	-	14	13	1	-	2	
INDIANA	7	6	1	2	2	-	5	4	1	-	2	
IOWA	4	3	1	1	1	-	3	2	1	-	1	
KANSAS	2	1	1	1	-	1	1	1	-	-	-	
KENTUCKY	1	1	-	1	1	-	-	-	-	-	-	
LOUISIANA	1	1	-	1	1	-	-	-	-	-	-	
MAINE	2	2	-	-	-	-	-	-	-	-	-	



FALL 1991 CREDIT COURSE STUDENTS BY PERMANENT RESIDENCE  
SUNY AT STONY BROOK (INCLUDING HEALTH SCIENCES)

PERMANENT RESIDENCE	ALL LEVELS		UNDERGRADUATE		GRADUATE		NEW UNDERGRADUATES TRANSFERS		
	TOTAL	FULL-TIME	PART-TIME	TOTAL	FULL-TIME	PART-TIME	TOTAL	FULL-TIME	
MARYLAND	16	16	-	8	8	-	8	1	2
MASSACHUSETTS	36	34	2	19	15	2	17	11	3
MICHIGAN	3	3	-	-	3	-	3	-	-
MINNESOTA	5	4	1	1	3	1	4	-	-
MISSISSIPPI	2	2	-	-	2	-	2	-	-
MISSOURI	7	6	1	2	4	1	5	2	-
NEBRASKA	2	2	-	-	-	-	-	-	-
NEW HAMPSHIRE	6	5	1	4	4	-	2	2	-
NEW JERSEY	100	97	3	88	87	1	12	14	13
NEW MEXICO	2	2	-	1	1	-	1	-	1
NORTH CAROLINA	4	4	-	2	2	-	2	-	2
NORTH DAKOTA	1	1	-	1	1	-	-	-	1
OHIO	8	3	5	-	-	-	8	-	-
OKLAHOMA	3	2	1	2	2	-	1	1	1
OREGON	2	2	-	2	2	-	2	-	2
PENNSYLVANIA	35	27	8	16	14	2	19	3	6
RHODE ISLAND	1	1	-	1	1	-	1	-	-
SOUTH CAROLINA	2	2	-	1	1	-	1	-	-
TENNESSEE	7	4	3	3	1	2	4	1	1
TEXAS	3	2	1	-	2	-	3	-	-
UTAH	1	1	-	1	1	-	-	-	1
VERMONT	3	3	-	3	3	-	-	1	1
VIRGINIA	8	8	-	5	5	-	3	1	2
WASHINGTON	3	3	-	-	3	-	3	-	-
WEST VIRGINIA	1	1	-	-	-	-	1	-	-
WISCONSIN	2	2	-	-	-	-	2	-	-
US TERRITORIES + POSS.	9	8	1	2	2	-	7	1	1
PUERTO RICO	9	8	1	2	2	-	7	1	1
FOREIGN COUNTRIES	1317	1107	210	254	244	10	1063	14	42
FAR EAST	850	707	143	130	127	3	720	7	15
BANGLADESH	10	10	-	7	7	-	3	-	-
PEOPLES REPUB. OF CHINA	316	256	60	14	12	2	302	1	3
REPUBLIC OF CHINA	181	146	35	12	12	-	169	-	-
HONG KONG	27	26	1	20	19	1	7	2	2
INDIA	125	109	16	10	10	-	115	1	3
INDONESIA	5	5	-	4	4	-	1	-	-
JAPAN	41	39	2	31	31	-	10	1	6
REPUBLIC OF KOREA	117	91	26	25	25	-	92	2	1
MALAYSIA	5	4	1	3	3	-	2	-	-

225

224



FALL 1991 CREDIT COURSE STUDENTS BY PERMANENT RESIDENCE  
SUNY AT STONY BROOK (INCLUDING HEALTH SCIENCES)

PERMANENT RESIDENCE	ALL LEVELS		UNDERGRADUATE		GRADUATE		NEW UNDERGRADUATES	
	TOTAL	FULL-TIME	PART-TIME	TOTAL	FULL-TIME	PART-TIME	TOTAL	FULL-TIME
NEPAL	2	1	1	-	-	1	-	-
PHILIPPINES	10	10	-	1	1	9	-	-
SINGAPORE	4	3	1	1	1	2	-	-
SRI LANKA	6	6	-	2	2	4	-	-
THAILAND	1	1	-	-	-	1	-	-
NEAR AND MIDDLE EAST	84	73	11	55	53	29	20	9
AFGHANISTAN	1	1	-	1	1	-	-	-
CYPRUS	12	12	-	9	9	3	3	-
IRAN	15	13	2	10	10	5	3	2
ISRAEL	18	13	5	10	8	8	5	3
JORDAN	5	4	1	1	1	4	3	1
LEBANON	2	2	-	2	2	-	-	-
PAKISTAN	20	18	2	17	17	3	1	2
TURKEY	11	10	1	5	5	6	5	1
EUROPE	208	183	25	24	23	184	160	24
AUSTRIA	2	2	-	-	-	2	2	-
BULGARIA	5	4	1	2	1	3	3	-
CZECHOSLOVAKIA	2	2	-	1	1	1	1	-
DENMARK	3	3	-	-	-	2	2	-
FINLAND	3	3	-	-	-	3	3	-
FRANCE	17	16	1	4	4	13	12	1
FEDERAL REP. OF GERMANY	49	43	6	2	2	47	41	6
GREECE	22	21	1	6	6	16	15	1
HUNGARY	3	3	-	2	2	2	2	-
ICELAND	5	3	2	1	1	4	2	2
IRELAND	1	1	-	1	1	1	1	-
ITALY	5	5	-	-	-	5	5	-
MALTA	1	1	-	-	-	1	1	-
NETHERLANDS	8	6	2	-	-	8	6	2
NORWAY	2	2	-	2	2	-	-	-
POLAND	11	11	-	-	-	11	11	-
PORTUGAL	5	4	1	1	1	4	3	1
ROMANIA	3	3	-	-	-	3	3	-
SPAIN	22	14	8	-	-	22	14	8
SWEDEN	1	1	-	1	1	-	-	-
SWITZERLAND	1	1	-	-	-	1	1	-
SOVIET SOCIALIST REPUB.	18	18	-	1	1	17	17	1
UNITED KINGDOM	11	9	2	1	1	10	8	2
YUGOSLAVIA	9	8	1	1	1	8	7	1



FALL 1991 CREDIT COURSE STUDENTS BY PERMANENT RESIDENCE  
SUNY AT STONY BROOK (INCLUDING HEALTH SCIENCES)

PERMANENT RESIDENCE	ALL LEVELS		UNDERGRADUATE		GRADUATE		NEW UNDERGRADUATES FIRST TIME		TRANSFERS
	TOTAL	FULL-TIME	PART-TIME	TOTAL	FULL-TIME	PART-TIME	TOTAL	FULL-TIME	
CARIBBEAN	7	6	1	5	4	1	2	2	1
BAHAMAS	1	1	-	-	-	-	1	-	-
CUBA	1	-	1	1	-	-	-	-	-
DOMINICA	1	1	-	1	-	-	-	-	1
HAITI	2	2	-	2	-	-	-	-	1
TRINIDAD-TOBAGO	2	2	-	1	1	-	1	-	-
AFRICA	21	17	4	8	7	1	13	2	1
ALGERIA	3	2	1	-	-	-	3	-	-
CAMEROON	1	1	-	1	-	-	-	-	-
EGYPT	1	1	-	-	1	-	1	-	-
ETHIOPIA	4	2	2	2	1	1	2	-	-
GHANA	2	2	-	-	-	-	2	-	-
IVORY COAST	2	2	-	2	2	-	-	1	-
KENYA	3	3	-	1	1	-	2	-	-
NIGERIA	2	1	1	-	-	-	2	-	-
SENEGAL	1	1	-	1	-	-	-	1	-
ZAIRE	1	1	-	-	-	-	1	-	-
ZAMBIA	1	1	-	1	1	-	-	-	1
CENTRAL AMERICA	2	2	-	-	-	-	2	-	-
GUATEMALA	1	1	-	-	-	-	1	-	-
PANAMA	1	1	-	-	-	-	1	-	-
SOUTH AMERICA	67	59	8	7	6	1	60	7	1
ARGENTINA	9	8	1	-	-	-	9	-	-
BOLIVIA	2	1	1	-	-	-	2	-	-
BRAZIL	14	14	-	-	-	-	14	-	-
CHILE	12	7	5	2	1	1	10	4	-
COLOMBIA	12	12	-	-	-	-	12	-	-
ECUADOR	2	2	-	2	2	-	-	-	-
GUYANA	2	2	-	2	2	-	-	-	-
PERU	7	6	1	-	-	-	7	-	-
VENEZUELA	7	7	-	1	1	-	6	-	1
OCEANIA	6	6	-	-	-	-	6	-	-
AUSTRALIA	4	4	-	-	-	-	4	-	-
NEW ZEALAND	2	2	-	-	-	-	2	-	-
NORTH AMERICA	35	22	13	1	1	-	34	21	13
BERMUDA	1	1	-	-	-	-	1	-	-
CANADA	26	16	10	-	-	-	26	16	10

297

298



FALL 1991 CREDIT COURSE STUDENTS BY PERMANENT RESIDENCE  
SUNY AT STONY BROOK (INCLUDING HEALTH SCIENCES)

PERMANENT RESIDENCE	ALL LEVELS		UNDERGRADUATE		GRADUATE		NEW UNDERGRADUATES FIRST TIME		TRANSFERS
	TOTAL	FULL-TIME	TOTAL	FULL-TIME	TOTAL	FULL-TIME	TOTAL	FULL-TIME	
MEXICO	8	5	1	1	7	4	-	-	-
FOREIGN RESIDENCE UNKNOWN	37	32	24	23	13	9	2	2	11
FOREIGN COUNTRY UNKNOWN	37	32	24	23	13	9	2	2	11
RESIDENCE UNKNOWN	51	43	8	6	43	37	4	3	-
RESIDENCE UNSPECIFIED	51	43	8	6	43	37	4	3	-

230

229



FALL 1991 CREDIT COURSE STUDENTS BY PERMANENT RESIDENCE  
ALL UNIVERSITY COLLEGES

PERMANENT RESIDENCE	ALL LEVELS		UNDERGRADUATE		GRADUATE		NEW UNDERGRADUATES FIRST TIME		NEW UNDERGRADUATES TRANSFERS TOTAL				
	TOTAL	FULL-TIME	PART-TIME	TOTAL	FULL-TIME	PART-TIME	TOTAL	FULL-TIME					
ALL STUDENTS	88949	62707	26242	77427	60723	16704	11522	1984	9538	12518	10639	9454	7282
UNITED STATES	88032	61997	26035	76661	60104	16557	11371	1893	9478	12406	10544	9313	7157
NEW YORK COUNTIES	86684	60833	25851	75421	58980	16441	11263	1853	9410	12157	10318	9151	7007
ALBANY COUNTY	1201	984	217	1162	968	194	59	16	23	201	195	158	117
ALLEGANY COUNTY	283	224	59	254	222	32	29	2	27	41	40	39	31
BRONX COUNTY	1253	993	260	1243	989	254	4	4	6	287	252	67	51
BROOME COUNTY	1250	962	288	1044	927	117	206	35	171	157	146	182	150
CATTARAUGUS COUNTY	543	423	120	478	418	60	65	5	60	59	54	71	56
CAYUGA COUNTY	626	434	192	506	419	87	120	15	105	79	68	92	68
CHAUTAUQUA COUNTY	1753	1172	581	1432	1129	303	321	43	278	190	143	195	167
CHEMUNG COUNTY	362	292	70	332	288	44	30	4	26	49	46	50	42
CHENANGO COUNTY	363	244	119	232	232	39	271	12	80	56	46	49	42
CLINTON COUNTY	1627	985	642	1275	916	359	352	69	283	173	144	213	128
COLUMBIA COUNTY	255	204	51	232	194	38	10	23	13	34	33	22	20
CORTLAND COUNTY	679	449	230	521	410	111	158	39	119	87	67	54	40
DELAWARE COUNTY	449	289	160	358	281	77	91	8	83	72	42	56	49
DUTCHESS COUNTY	1883	1146	737	1551	1111	440	332	35	297	198	180	256	184
ERIE COUNTY	11499	7982	3517	9887	7734	2153	1612	248	1364	1547	1412	909	649
ESSEX COUNTY	380	257	123	289	238	51	91	19	72	40	40	50	37
FRANKLIN COUNTY	588	441	147	472	411	61	116	30	86	70	67	71	57
FULTON COUNTY	297	231	66	267	225	42	30	6	24	36	35	47	37
GENESEE COUNTY	723	427	296	562	413	149	161	14	147	60	57	96	71
GREENE COUNTY	224	168	56	206	166	40	18	2	16	41	36	40	29
HAMILTON COUNTY	39	28	11	32	28	4	7	-	7	1	1	3	3
HERKIMER COUNTY	355	248	107	266	240	26	89	8	81	34	31	51	44
JEFFERSON COUNTY	1066	661	405	772	619	153	294	42	252	102	81	140	114
KINGS COUNTY	1959	1516	443	1927	1503	424	32	13	19	364	335	169	117
LEWIS COUNTY	239	170	69	184	157	27	55	13	42	34	28	74	23
LIVINGSTON COUNTY	814	576	238	632	541	91	182	35	147	98	87	74	64
MADISON COUNTY	468	372	96	377	357	20	91	15	76	60	57	48	45
MONROE COUNTY	8297	5305	2992	6645	5051	1594	1652	254	1398	886	796	746	606
MONTGOMERY COUNTY	230	186	44	211	183	28	19	3	16	28	25	36	29
NASSAU COUNTY	5385	4042	1343	5343	4024	1319	42	18	24	642	599	800	567
NEW YORK (MANHATTAN)	1316	1009	307	1284	997	287	32	12	20	278	251	131	84
NIAGARA COUNTY	2082	1520	562	1812	1473	339	270	47	223	257	242	228	162
ONEIDA COUNTY	1471	1093	378	1134	1051	83	337	42	295	163	152	168	155
ONONDAGA COUNTY	3881	2826	1055	3112	2725	387	769	101	668	607	484	353	306
ONTARIO COUNTY	773	576	197	639	556	83	134	20	114	88	81	116	102
ORANGE COUNTY	2122	1286	836	1698	1244	454	424	42	382	209	195	263	182



FALL 1991 CREDIT COURSE STUDENTS BY PERMANENT RESIDENCE  
ALL UNIVERSITY COLLEGES

PERMANENT RESIDENCE	ALL LEVELS			UNDERGRADUATE			GRADUATE			NEW UNDERGRADUATES TRANSFERS			
	TOTAL	FULL-TIME	PART-TIME	TOTAL	FULL-TIME	PART-TIME	TOTAL	FULL-TIME	PART-TIME	TOTAL	FULL-TIME	TOTAL	
													FIRST TIME
ORLEANS COUNTY	490	297	193	404	289	115	86	8	78	70	60	31	24
OSWEGO COUNTY	1847	1158	689	1504	1112	392	343	46	297	311	217	123	93
OTSEGO COUNTY	1010	611	399	794	566	228	216	45	171	226	96	95	80
PUTNAM COUNTY	595	471	124	568	465	103	27	6	21	107	90	57	39
QUEENS COUNTY	2051	1432	619	2022	1416	606	29	16	13	367	341	164	99
RENSELAEER COUNTY	553	472	81	540	469	71	13	3	10	100	96	77	62
RICHMOND (STATEN ISLAND)	645	494	151	638	490	148	7	4	3	121	117	40	32
ROCKLAND COUNTY	1516	1188	328	1431	1179	252	85	9	76	222	205	179	145
ST. LAWRENCE COUNTY	1698	1293	405	1404	1201	203	294	92	202	242	200	126	115
SARATOGA COUNTY	1308	1091	217	1217	1076	141	294	92	76	222	200	144	117
SCHENECTADY COUNTY	722	623	99	697	611	86	25	12	13	131	128	75	63
SCHOHARIE COUNTY	214	141	73	179	136	43	35	5	30	37	20	38	32
SCHUYLER COUNTY	79	63	16	71	63	8	8	-	8	11	11	11	9
SENECA COUNTY	182	153	29	163	148	15	15	5	14	33	32	29	26
STUEBEN COUNTY	506	380	126	443	375	68	63	5	58	52	48	94	81
SUFFOLK COUNTY	6145	5249	896	6076	5220	856	69	29	40	1010	965	727	553
SULLIVAN COUNTY	396	266	130	309	251	58	87	15	72	38	36	52	40
TIOGA COUNTY	301	232	69	250	222	28	51	10	41	43	40	41	39
TOMPKINS COUNTY	577	354	223	405	324	81	172	30	142	64	54	69	52
ULSTER COUNTY	1918	1044	874	1539	998	541	379	46	333	152	122	237	161
WARREN COUNTY	468	334	134	359	317	42	109	17	92	48	46	52	44
WASHINGTON COUNTY	309	242	67	266	232	34	43	10	33	42	36	51	46
WAYNE COUNTY	789	604	185	674	587	87	115	17	98	102	97	105	85
WESTCHESTER COUNTY	4011	2263	1748	3919	2236	1683	92	27	65	960	423	346	261
WYOMING COUNTY	392	293	99	328	277	51	64	16	48	57	55	48	37
YATES COUNTY	129	96	33	107	91	16	22	5	17	12	12	15	13
COUNTY UNKNOWN	1098	268	830	704	189	515	394	79	315	49	13	46	23
REST OF THE UNITED STATES	1340	1156	184	1234	1118	116	106	38	68	247	224	161	149
ALABAMA	1	1	-	1	1	-	-	-	-	-	-	-	-
ALASKA	7	6	1	6	6	-	1	-	1	-	-	3	-
ARIZONA	1	1	-	-	-	-	1	-	-	-	-	-	-
CALIFORNIA	39	30	9	32	26	6	7	4	3	5	4	6	4
COLORADO	12	10	2	10	9	1	2	1	1	1	1	2	2
CONNECTICUT	240	183	57	234	180	54	6	3	3	55	35	30	26
DELAWARE	5	5	-	5	5	-	-	-	-	1	1	-	-
DISTRICT OF COLUMBIA	2	2	-	1	1	-	1	1	1	-	-	-	-
FLORIDA	45	41	4	43	41	2	2	-	2	6	6	12	12
GEORGIA	8	8	-	8	8	-	-	-	-	2	2	-	-
HAWAII	3	1	2	1	1	-	2	-	2	-	-	1	1
IDAHO	2	1	1	1	1	-	1	-	1	-	-	-	-
ILLINOIS	23	20	3	20	20	-	3	-	3	1	1	1	1



FALL 1991 CREDIT COURSE STUDENTS BY PERMANENT RESIDENCE  
ALL UNIVERSITY COLLEGES

PERMANENT RESIDENCE	ALL LEVELS		UNDERGRADUATE		GRADUATE		NEW UNDERGRADUATES FIRST TIME		TOTAL TRANSFERS
	TOTAL	FULL-TIME	PART-TIME	TOTAL	FULL-TIME	PART-TIME	TOTAL	FULL-TIME	
INDIANA	6	6	-	6	-	-	-	2	-
IOWA	7	5	2	3	-	-	4	1	-
KANSAS	2	1	1	1	-	-	1	1	-
KENTUCKY	2	2	-	2	-	-	-	-	-
LOUISIANA	3	3	-	3	-	-	-	2	-
MAINE	19	18	1	18	1	-	-	5	1
MARYLAND	42	37	5	38	2	4	4	4	8
MASSACHUSETTS	102	100	2	98	2	4	4	17	14
MICHIGAN	29	23	6	25	3	4	4	6	7
MINNESOTA	13	8	5	7	1	1	5	1	3
MISSISSIPPI	1	1	-	1	-	-	-	-	-
MISSOURI	6	5	1	4	-	2	2	-	2
MONTANA	1	-	1	-	-	-	1	-	-
NEBRASKA	3	1	2	1	-	-	1	-	-
NEW HAMPSHIRE	19	17	2	19	2	-	-	5	2
NEW JERSEY	351	321	30	339	22	4	8	56	28
NEW MEXICO	3	3	-	3	-	-	-	-	-
NORTH CAROLINA	16	15	1	14	1	2	2	1	3
OHIO	32	23	9	25	3	7	1	4	1
OKLAHOMA	3	2	1	2	-	1	-	-	-
OREGON	5	5	-	5	-	-	-	2	-
PENNSYLVANIA	111	93	18	96	11	15	8	21	12
RHODE ISLAND	17	17	-	16	-	1	-	4	3
SOUTH CAROLINA	6	4	2	4	-	2	-	1	1
SOUTH DAKOTA	2	1	1	1	-	1	-	-	-
TENNESSEE	8	6	2	6	-	2	-	-	-
TEXAS	25	20	5	20	1	5	1	5	3
VERMONT	78	74	4	76	2	2	2	26	8
VIRGINIA	25	24	1	24	-	1	-	8	2
WASHINGTON	8	6	2	5	-	3	1	-	3
WISCONSIN	5	5	-	5	-	-	-	2	-
OTHER U.S.	2	1	1	2	1	-	-	-	-
US TERRITORIES + POSS.	8	8	-	6	6	2	2	2	1
GUAM	1	1	-	1	-	-	-	-	-
PUERTO RICO	5	5	-	3	-	2	-	2	-
VIRGIN ISLANDS	2	2	-	2	-	-	-	-	-
FOREIGN COUNTRIES	895	700	195	753	611	142	89	105	138
FAR EAST	385	317	68	320	278	42	39	35	63
BANGLADESH	9	7	2	9	7	2	-	3	1

FALL 1991 CREDIT COURSE STUDENTS BY PERMANENT RESIDENCE  
ALL UNIVERSITY COLLEGES

PERMANENT RESIDENCE	ALL LEVELS			UNDERGRADUATE			GRADUATE			NEW UNDERGRADUATES TRANSFERS		
	FULL-TIME		PART-TIME	FULL-TIME		PART-TIME	FULL-TIME		PART-TIME	FULL-TIME		TOTAL
	TOTAL			TOTAL			TOTAL			TOTAL		
BURMA	2	2	-	2	-	-	-	-	-	-	-	-
KAMPUCHEA	1	1	-	1	-	-	-	-	-	-	-	-
PEOPLES REPUB. OF CHINA	49	31	18	27	7	11	22	11	1	1	5	3
REPUBLIC OF CHINA	60	49	11	27	25	24	33	24	2	2	7	6
HONG KONG	29	27	2	29	2	-	-	-	2	2	8	8
INDIA	17	12	5	13	1	4	4	-	1	1	1	1
INDONESIA	7	5	2	6	1	1	1	-	-	-	-	-
JAPAN	143	129	14	143	14	1	16	11	16	11	29	29
PEOPLES REPUB. OF KOREA	17	17	3	15	2	2	2	2	4	4	5	5
REPUBLIC OF KOREA	18	15	3	16	3	2	2	2	3	3	4	2
MACAD	1	1	-	1	-	-	-	-	-	-	-	-
MALAYSIA	13	7	6	12	7	5	1	1	2	2	2	2
NEPAL	2	-	2	2	-	2	-	-	2	2	1	1
PHILIPPINES	2	1	1	2	1	1	-	-	1	1	-	-
SINGAPORE	3	3	-	3	3	-	-	-	-	-	-	-
SRI LANKA	7	5	2	7	5	2	-	-	-	-	-	-
THAILAND	3	3	-	3	3	-	-	-	-	-	-	-
VIET-NAM	2	2	-	2	2	-	-	-	-	-	-	-
NEAR AND MIDDLE EAST	112	64	48	110	63	47	2	1	1	6	3	8
BAHRAIN	2	1	1	2	1	1	-	-	-	-	-	-
CYPRUS	44	11	33	44	11	33	-	-	-	1	1	-
IRAN	10	7	3	10	7	3	-	-	-	3	1	1
IRAQ	1	-	1	1	-	1	-	-	-	-	-	-
ISRAEL	10	8	2	10	8	2	-	-	-	-	-	2
JORDAN	10	10	-	10	10	-	-	-	-	-	-	-
LEBANON	4	2	2	4	2	2	-	-	-	-	1	1
PAKISTAN	20	15	5	18	14	4	2	2	1	2	1	2
QATAR	1	-	1	1	-	1	-	-	-	-	-	-
SAUDI ARABIA	2	2	-	2	2	-	-	-	-	-	-	-
SYRIA	2	2	-	2	2	-	-	-	-	-	-	-
TURKEY	2	2	-	2	2	-	-	-	-	-	-	-
ARAB REPUB. OF YEMEN	3	3	-	3	3	-	-	-	-	-	-	-
PEOPLES REPUB. OF YEMEN	1	1	-	1	1	-	-	-	-	-	-	-
EUROPE	157	117	40	137	104	33	20	13	7	29	28	42
ALBANIA	1	1	-	-	-	-	1	1	-	-	-	-
AUSTRIA	1	1	-	-	-	-	1	1	-	-	-	-
BELGIUM	1	-	1	-	-	-	1	1	-	-	-	-
BULGARIA	1	1	-	1	1	-	-	-	-	-	-	1
CZECHOSLOVAKIA	1	1	-	1	1	-	-	-	-	-	-	-
FINLAND	5	5	-	5	5	-	-	-	-	-	-	2



FALL 1991 CREDIT COURSE STUDENTS BY PERMANENT RESIDENCE  
ALL UNIVERSITY COLLEGES

PERMANENT RESIDENCE	ALL LEVELS			UNDERGRADUATE			GRADUATE			NEW UNDERGRADUATES TRANSFERS		
	TOTAL	FULL-TIME	PART-TIME	TOTAL	FULL-TIME	PART-TIME	TOTAL	FULL-TIME	PART-TIME	TOTAL	FULL-TIME	PART-TIME
FRANCE	6	4	2	6	4	2	-	-	-	1	2	2
FEDERAL REP. OF GERMANY	18	17	1	7	6	1	11	11	-	4	3	-
GERMAN DEMOCRATIC REPUB	1	1	-	1	1	-	-	-	-	1	1	-
GREECE	14	12	2	13	12	1	1	1	1	2	2	1
IRELAND	1	1	-	1	1	-	-	-	-	1	1	-
ITALY	3	2	1	2	2	-	1	1	-	-	-	-
NETHERLANDS	2	2	-	2	2	-	-	-	-	-	-	-
POLAND	3	3	-	3	3	-	-	-	-	-	-	-
SPAIN	13	6	7	10	6	4	3	3	3	2	2	5
SWEDEN	3	3	-	3	3	-	-	-	-	-	-	3
SOVIET SOCIALIST REPUB.	3	3	-	3	3	-	-	-	-	1	1	3
UNITED KINGDOM	79	53	26	78	53	25	1	1	1	17	17	27
YUGOSLAVIA	1	1	-	1	1	-	-	-	-	-	-	-
CARIBBEAN	22	19	3	19	18	1	3	1	2	3	3	1
ANTIGUA	1	1	-	1	1	-	-	-	-	-	-	-
BAHAMAS	1	1	-	1	1	-	-	-	-	-	-	-
BARBADOS	3	3	-	3	3	-	-	-	-	-	-	-
BRITISH VIRGIN ISLANDS	1	1	-	1	1	-	-	-	-	-	-	-
GRENADA	1	1	-	1	1	-	-	-	-	-	-	1
HAITI	2	2	-	2	2	-	-	-	-	2	2	-
JAMAICA	10	8	2	8	7	1	2	1	1	-	-	-
ST VINCENT	1	1	-	1	1	-	-	-	-	1	1	-
TRINIDAD-TOBAGO	2	1	1	1	1	-	1	1	-	-	-	-
AFRICA	45	36	9	39	31	8	6	5	1	8	6	4
ANGOLA	1	1	-	1	1	-	-	-	-	-	-	-
CAMEROON	1	1	-	1	1	-	-	-	-	-	-	-
EGYPT	6	3	3	6	3	3	-	-	-	1	1	-
ETHIOPIA	1	1	-	1	1	-	-	-	-	-	-	-
GHANA	2	2	-	1	1	-	1	1	-	-	-	-
GUINEA	2	2	-	2	2	-	-	-	-	-	-	-
IVORY COAST	1	1	-	1	1	-	-	-	-	-	-	1
KENYA	3	3	-	3	3	-	-	-	-	-	-	-
LIBYA	1	1	-	1	1	-	-	-	-	-	-	-
MADAGASCAR	1	1	1	1	1	1	-	-	-	-	-	-
MALAWI	1	1	-	1	1	-	-	-	-	1	1	-
MOROCCO	2	2	-	2	2	-	-	-	-	1	1	1
NIGERIA	10	7	3	9	7	2	1	1	1	3	2	-
SOMALIA	1	1	-	1	1	-	-	-	-	-	-	-
SOUTH AFRICA	7	7	-	4	4	-	3	3	-	1	1	-
TUNISIA	1	1	-	1	1	-	-	-	-	-	-	1
UGANDA	1	1	-	1	1	-	1	1	-	-	-	-

239

240



FALL 1991 CREDIT COURSE STUDENTS BY PERMANENT RESIDENCE  
ALL UNIVERSITY COLLEGES

PERMANENT RESIDENCE	ALL LEVELS			UNDERGRADUATE			GRADUATE			NEW UNDERGRADUATES FIRST TIME			TOTAL
	TOTAL	FULL-TIME	PART-TIME	TOTAL	FULL-TIME	PART-TIME	TOTAL	FULL-TIME	PART-TIME	TOTAL	FULL-TIME	TOTAL	
ZAMBIA	1	1	-	1	1	-	-	-	-	-	-	1	1
ZIMBABWE	2	1	1	2	1	1	-	-	-	-	-	1	-
CENTRAL AMERICA	7	5	2	5	4	1	2	1	1	-	-	-	-
BELIZE	3	3	-	2	2	-	1	1	-	-	-	-	-
HONDURAS	2	-	2	1	-	1	-	-	-	-	-	-	-
NICARAGUA	1	1	-	1	1	-	-	-	-	-	-	-	-
PANAMA	1	1	-	1	1	-	-	-	-	-	-	-	-
SOUTH AMERICA	15	12	3	15	12	3	-	-	-	-	3	3	1
BOLIVIA	1	1	-	1	1	-	-	-	-	-	-	-	-
BRAZIL	4	3	1	4	3	1	-	-	-	-	-	-	-
CHILE	1	1	-	1	1	-	-	-	-	-	-	-	-
COLOMBIA	2	2	-	2	2	-	-	-	-	-	-	-	-
GUYANA	1	1	-	1	1	-	-	-	-	-	-	-	-
PERU	3	2	1	3	2	1	-	-	-	-	1	1	-
SURINAME	1	1	-	1	1	-	-	-	-	-	1	1	-
VENEZUELA	2	1	1	2	1	1	-	-	-	-	1	1	-
OCEANIA	3	2	1	3	2	1	-	-	-	-	-	-	1
AUSTRALIA	2	1	1	2	1	1	-	-	-	-	-	-	-
NEW ZEALAND	1	1	-	1	1	-	-	-	-	-	-	-	1
NORTH AMERICA	92	76	16	59	55	4	33	21	12	12	6	5	12
BERMUDA	1	1	-	1	1	-	-	-	-	-	-	-	-
CANADA	87	71	16	54	50	4	33	21	12	12	5	4	12
MEXICO	4	4	-	4	4	-	-	-	-	-	1	1	-
FOREIGN RESIDENCE UNKNOWN	57	52	5	46	44	2	11	8	3	3	15	15	6
FOREIGN COUNTRY UNKNOWN	57	52	5	46	44	2	11	8	3	3	15	15	6
RESIDENCE UNKNOWN	22	10	12	13	8	5	9	2	7	7	7	3	3
RESIDENCE UNSPECIFIED	22	10	12	13	8	5	9	2	7	7	7	3	3



FALL 1991 CREDIT COURSE STUDENTS BY PERMANENT RESIDENCE  
STATE UNIVERSITY COLLEGE AT BROCKPORT

PERMANENT RESIDENCE	ALL LEVELS		UNDERGRADUATE		GRADUATE		NEW UNDERGRADUATES						
	TOTAL	PART-TIME	TOTAL	PART-TIME	TOTAL	PART-TIME	TOTAL	PART-TIME					
ALL STUDENTS	9543	6203	3340	7489	5929	1560	2054	274	1780	1011	948	1042	935
UNITED STATES	9473	6143	3330	7433	5880	1553	2040	263	1777	1009	946	1032	925
NEW YORK COUNTIES	9375	6096	3279	7386	5839	1547	1989	257	1732	1002	939	1027	920
ALBANY COUNTY	61	56	5	60	56	4	1	1	1	4	4	13	13
ALLEGANY COUNTY	71	58	13	64	57	7	7	1	6	15	15	8	7
BRONX COUNTY	35	35	-	35	35	-	-	-	-	9	9	2	2
BROOME COUNTY	88	86	2	88	86	2	-	-	-	13	13	16	16
CATTARAUGUS COUNTY	59	56	3	58	56	2	1	1	1	9	9	11	11
CAYUGA COUNTY	56	52	4	52	52	-	4	-	4	7	7	12	12
CHAUTAUQUA COUNTY	89	85	4	88	85	3	1	-	1	22	22	19	19
CHEMUNG COUNTY	42	37	5	36	36	-	6	1	5	4	4	11	11
CHEMUNGO COUNTY	27	27	-	27	27	-	-	-	-	8	8	4	4
CLINTON COUNTY	16	15	1	15	15	-	1	-	1	4	4	1	1
COLUMBIA COUNTY	10	10	-	10	10	-	-	-	-	5	5	3	3
CORTLAND COUNTY	18	17	1	18	17	1	-	-	-	7	7	-	-
DELAWARE COUNTY	14	13	1	14	13	1	-	-	-	1	1	3	3
DUTCHESS COUNTY	53	52	1	51	51	-	2	1	1	8	8	6	6
ERIE COUNTY	513	485	28	489	481	8	24	4	20	122	122	42	41
ESSEX COUNTY	6	6	-	6	6	-	-	-	-	-	-	3	3
FRANKLIN COUNTY	7	7	-	7	7	-	-	-	-	1	1	1	1
FULTON COUNTY	13	13	-	13	13	-	-	-	-	5	5	2	2
GENESEE COUNTY	389	179	210	277	169	108	112	10	102	19	19	48	34
GREENE COUNTY	8	8	-	7	7	-	1	1	-	1	1	1	1
HAMILTON COUNTY	3	3	-	3	3	-	-	-	-	-	-	-	-
HERKIMER COUNTY	28	25	3	27	25	2	1	-	1	6	6	7	6
JEFFERSON COUNTY	47	45	2	47	45	2	-	-	-	3	3	8	8
KINGS COUNTY	73	70	3	72	70	2	1	-	1	16	16	5	5
LEWIS COUNTY	11	10	1	9	9	-	2	1	1	3	3	1	1
LIVINGSTON COUNTY	181	112	69	124	108	16	57	4	53	25	25	18	18
MADISON COUNTY	44	43	1	43	43	-	1	-	1	7	7	5	5
* MONROE COUNTY	4687	2268	2419	3246	2066	1180	1441	202	1239	277	222	421	348
MONTGOMERY COUNTY	22	22	-	22	22	-	7	-	7	7	7	2	2
NAUSSAU COUNTY	141	132	9	138	132	6	3	-	3	27	27	16	16
NEW YORK (MANHATTAN)	25	25	-	25	25	-	9	-	-	9	9	2	2
NIAGARA COUNTY	223	186	37	202	182	20	21	4	17	41	41	26	22
ONEIDA COUNTY	100	95	5	98	94	4	2	1	1	12	12	17	17
ONONDAGA COUNTY	288	274	14	280	273	7	8	1	7	38	38	42	42
ONTARIO COUNTY	218	130	88	151	124	27	67	6	61	16	16	40	36
ORANGE COUNTY	58	56	2	57	55	2	2	1	1	7	7	11	10

FALL 1991 CREDIT COURSE STUDENTS BY PERMANENT RESIDENCE  
STATE UNIVERSITY COLLEGE AT BROCKPORT

PERMANENT RESIDENCE	ALL LEVELS		UNDERGRADUATE		GRADUATE		NEW UNDERGRADUATES FIRST TIME		TRANSFERS				
	TOTAL	FULL-TIME	PART-TIME	TOTAL	FULL-TIME	PART-TIME	TOTAL	FULL-TIME	TOTAL	FULL-TIME			
ORLEANS COUNTY	334	167	167	258	162	96	76	5	71	35	27	20	16
OSWEGO COUNTY	67	62	5	65	61	4	2	1	1	10	10	8	8
OTSEGO COUNTY	17	17	-	17	17	-	-	-	-	-	-	3	3
PUTNAM COUNTY	12	12	-	12	12	-	-	-	-	2	2	3	3
QUEENS COUNTY	39	37	2	37	36	1	2	1	1	3	3	1	1
RENSSELAER COUNTY	47	46	1	47	46	1	-	-	-	5	5	9	9
RICHMOND(STATEN ISLAND)	19	18	1	19	18	1	-	-	-	1	1	-	-
ROCKLAND COUNTY	38	38	-	38	38	-	-	-	-	11	11	7	7
ST. LAWRENCE COUNTY	27	26	1	27	26	1	-	-	-	4	4	5	5
SARATOGA COUNTY	67	66	1	67	66	1	-	-	-	16	16	7	7
SCHENECTADY COUNTY	30	28	2	29	28	1	1	-	1	4	4	5	5
SCHOHARIE COUNTY	4	4	-	4	4	-	-	-	-	-	-	1	1
SCHUYLER COUNTY	13	11	2	12	11	1	1	-	1	1	1	2	2
SENECA COUNTY	38	31	7	32	31	1	6	-	6	6	6	10	10
STEUBEN COUNTY	123	92	31	96	90	6	27	2	25	13	13	25	24
SUFFOLK COUNTY	234	226	8	231	226	5	3	-	3	51	51	16	16
SULLIVAN COUNTY	13	13	-	13	13	-	-	-	-	1	1	3	3
TIOGA COUNTY	29	29	-	28	28	-	1	1	-	10	10	3	3
TOMPKINS COUNTY	33	30	3	31	30	1	2	-	2	4	4	4	4
ULSTER COUNTY	28	28	-	28	28	-	-	-	-	9	9	2	2
WARREN COUNTY	13	13	-	13	13	-	-	-	-	1	1	4	4
WASHINGTON COUNTY	23	23	-	22	22	-	1	1	-	3	3	5	5
WAYNE COUNTY	212	136	76	149	135	14	63	1	62	23	23	31	30
WESTCHESTER COUNTY	47	44	3	46	44	2	1	-	1	8	8	-	-
WYOMING COUNTY	110	84	26	83	78	5	27	6	21	20	20	18	16
YATES COUNTY	28	16	12	17	15	2	11	1	10	1	1	6	6
COUNTY UNKNOWN	6	6	-	6	6	-	-	-	-	2	2	2	2
REST OF THE UNITED STATES	98	47	51	47	41	6	51	6	45	7	7	5	5
ALABAMA	1	1	-	1	1	-	-	-	-	-	-	-	-
ALASKA	1	-	-	-	-	-	-	-	-	-	-	-	-
CALIFORNIA	4	2	2	2	2	-	2	-	2	-	-	-	-
COLORADO	3	2	1	2	2	-	1	-	1	-	-	-	-
CONNECTICUT	3	3	-	3	3	-	-	-	-	1	1	-	-
DELAWARE	1	1	-	1	1	-	-	-	-	-	-	-	-
DISTRICT OF COLUMBIA	1	1	-	-	-	-	1	1	-	-	-	-	-
FLORIDA	2	1	1	1	1	-	1	1	1	-	-	-	-
HAWAII	3	1	2	1	1	-	2	-	2	-	-	1	1
IDAHO	1	-	1	-	-	-	1	-	-	-	-	-	-
ILLINOIS	2	-	2	-	-	-	2	-	2	-	-	-	-
IOWA	4	2	2	1	1	-	3	1	2	-	-	-	-

\* - INDICATES LOCATION OF INSTITUTION



FALL 1991 CREDIT COURSE STUDENTS BY PERMANENT RESIDENCE  
STATE UNIVERSITY COLLEGE AT BROCKPORT

PERMANENT RESIDENCE	ALL LEVELS			UNDERGRADUATE		GRADUATE		NEW UNDERGRADUATES		TRANSFERS
	TOTAL	FULL-TIME	PART-TIME	TOTAL	FULL-TIME	PART-TIME	TOTAL	FULL-TIME	PART-TIME	
KANSAS	1	-	1	-	-	-	1	-	-	-
LOUISIANA	1	1	-	1	-	-	-	-	-	-
MAINE	1	1	-	1	-	-	-	-	-	-
MARYLAND	7	4	3	6	4	2	1	-	-	2
MASSACHUSETTS	2	2	-	1	1	-	-	-	-	-
MICHIGAN	6	2	4	3	2	1	3	1	1	-
MINNESOTA	4	-	4	-	-	-	4	-	-	-
MISSOURI	1	-	1	-	-	-	1	-	-	-
MONTANA	1	-	1	-	-	-	1	-	-	-
NEBRASKA	1	-	1	-	-	-	1	-	-	-
NEW HAMPSHIRE	4	3	1	4	3	1	1	1	1	-
NEW JERSEY	7	6	1	4	4	-	3	2	1	-
NORTH CAROLINA	1	1	-	1	1	-	-	-	-	-
OHIO	6	1	5	2	1	1	4	-	-	-
OKLAHOMA	1	-	1	-	-	-	1	-	-	-
PENNSYLVANIA	8	4	4	5	4	1	3	2	1	1
RHODE ISLAND	1	1	-	1	1	-	-	1	1	-
SOUTH CAROLINA	2	-	2	-	-	-	2	-	-	-
SOUTH DAKOTA	1	-	1	-	-	-	1	-	-	-
TENNESSEE	4	2	2	2	2	-	1	-	-	-
TEXAS	4	1	3	1	1	-	3	-	-	-
VERMONT	3	1	2	1	1	-	2	1	1	-
VIRGINIA	3	2	1	2	2	-	1	-	-	-
WASHINGTON	2	1	1	-	-	-	2	1	1	-
FOREIGN COUNTRIES	70	60	10	56	49	7	14	11	3	2
FAR EAST	24	18	6	22	17	5	2	1	1	3
BANGLADESH	2	2	-	2	2	-	-	-	-	-
PEOPLES REPUB. OF CHINA	1	-	1	-	-	-	1	-	-	-
REPUBLIC OF CHINA	2	2	-	1	1	-	1	-	-	-
HONG KONG	2	2	-	2	2	-	-	-	-	-
JAPAN	12	10	2	12	10	2	-	-	-	3
MALAYSIA	2	1	1	2	1	1	-	-	-	-
SRI LANKA	3	1	2	3	1	2	-	-	-	-
EUROPE	8	8	-	6	6	-	2	2	1	2
ALBANIA	1	1	-	-	-	-	1	1	-	-
FINLAND	1	1	-	1	1	-	-	-	-	-
FRANCE	1	1	-	1	1	-	-	-	-	-
FEDERAL REP. OF GERMANY	3	3	-	2	2	-	1	1	1	-

211



FALL 1991 CREDIT COURSE STUDENTS BY PERMANENT RESIDENCE  
STATE UNIVERSITY COLLEGE AT BROCKPORT

PERMANENT RESIDENCE	ALL LEVELS			UNDERGRADUATE			GRADUATE			NEW UNDERGRADUATES TRANSFERS		
	TOTAL	FULL-TIME	PART-TIME	TOTAL	FULL-TIME	PART-TIME	TOTAL	FULL-TIME	PART-TIME	TOTAL	FULL-TIME	TOTAL
GREECE	1	1	-	1	1	-	-	-	-	-	-	-
SPAIN	1	1	-	1	1	-	-	-	-	-	-	-
CARIBBEAN	2	2	-	1	1	-	1	1	-	-	-	-
JAMAICA	1	1	-	-	-	-	1	1	-	-	-	-
TRINIDAD-TOBAGO	1	1	-	1	1	-	-	-	-	-	-	-
AFRICA	11	10	1	8	8	-	3	2	1	-	-	3
ANGOLA	1	1	-	1	1	-	-	-	-	-	-	-
GHANA	2	2	-	1	1	-	1	1	-	-	-	1
MOROCCO	1	1	-	1	1	-	-	-	-	-	-	-
NIGERIA	2	1	1	1	1	1	1	1	-	-	-	-
SOUTH AFRICA	3	3	-	2	2	-	1	1	-	-	-	1
TUNISIA	1	1	-	1	1	-	-	-	-	-	-	-
ZAMBIA	1	1	-	1	1	-	-	-	-	-	-	1
CENTRAL AMERICA	2	2	-	1	1	-	1	1	-	-	-	-
BELIZE	2	2	-	1	1	-	1	1	-	-	-	-
SOUTH AMERICA	4	2	2	4	2	2	-	-	-	-	-	-
BRAZIL	1	-	1	1	1	-	-	-	-	-	-	-
CHILE	1	1	-	1	1	-	-	-	-	-	-	-
PERU	2	1	1	2	1	1	-	-	-	-	-	-
NORTH AMERICA	3	3	-	3	3	-	-	-	-	-	-	-
CANADA	2	2	-	2	2	-	-	-	-	-	-	-
MEXICO	1	1	-	1	1	-	-	-	-	-	-	-
FOREIGN RESIDENCE UNKNOWN	16	15	1	11	11	1	5	4	1	-	-	2
FOREIGN COUNTRY UNKNOWN	16	15	1	11	11	1	5	4	1	-	-	2

FALL 1991 CREDIT COURSE STUDENTS BY PERMANENT RESIDENCE  
STATE UNIVERSITY COLLEGE AT BUFFALO

PERMANENT RESIDENCE	ALL LEVELS		UNDERGRADUATE		GRADUATE		NEW UNDERGRADUATES FIRST TIME		TRANSFERS				
	TOTAL	FULL-TIME	PART-TIME	TOTAL	FULL-TIME	PART-TIME	TOTAL	FULL-TIME	TOTAL	FULL-TIME			
ALL STUDENTS	12471	8605	3866	10503	8265	2238	1968	340	1628	1452	1316	1166	901
UNITED STATES	12321	8479	3842	10378	8149	2229	1943	330	1613	1439	1304	1151	887
NEW YORK COUNTIES	12263	8426	3837	10337	8109	2228	1926	317	1609	1434	1299	1141	877
ALBANY COUNTY	32	30	2	30	28	2	2	2	-	3	3	7	7
ALLEGANY COUNTY	35	25	10	28	25	3	7	-	7	6	6	5	4
BRONX COUNTY	118	113	5	114	111	3	4	2	2	33	33	1	1
BROOME COUNTY	51	48	3	48	46	2	3	2	1	11	11	5	4
CATTARAUGUS COUNTY	97	63	34	69	61	8	28	2	26	4	4	15	15
CAYUGA COUNTY	31	29	2	30	29	1	1	-	1	4	4	4	3
CHAUTAUQUA COUNTY	128	92	36	97	87	10	31	5	26	8	7	26	25
CHEMUNG COUNTY	29	26	3	28	26	2	1	-	1	6	5	4	4
CHENANGO COUNTY	11	10	1	8	8	-	3	2	1	1	1	1	1
CLINTON COUNTY	5	5	-	5	5	-	-	-	-	-	-	3	3
COLUMBIA COUNTY	4	4	-	4	4	-	-	-	-	1	1	-	-
CORTLAND COUNTY	16	16	-	16	16	-	-	-	-	6	6	2	2
DELAWARE COUNTY	5	5	-	5	5	-	-	-	-	-	-	3	3
OUTCHES COUNTY	18	17	1	17	17	-	1	-	1	3	3	2	2
* ERIE COUNTY	8322	5240	3082	6859	5018	1841	1463	222	1241	882	766	683	483
ESSEX COUNTY	1	-	1	-	-	-	-	-	-	-	-	-	-
FRANKLIN COUNTY	1	1	-	1	1	-	-	-	-	-	-	-	-
FULTON COUNTY	14	13	1	12	12	-	2	1	1	4	4	3	3
GENESEE COUNTY	101	58	43	71	57	14	30	1	29	8	8	15	12
GREENE COUNTY	7	5	2	7	5	2	-	-	-	1	1	3	2
HERKIMER COUNTY	6	6	-	6	6	-	-	-	-	-	-	-	-
JEFFERSON COUNTY	21	18	3	19	17	2	2	1	1	7	7	3	3
KINGS COUNTY	162	159	3	159	158	1	3	1	2	40	40	9	9
LEWIS COUNTY	3	3	-	3	3	-	-	-	-	2	2	1	1
LIVINGSTON COUNTY	49	43	6	44	42	2	5	1	4	5	5	10	10
MADISON COUNTY	18	18	-	17	17	-	1	1	-	3	3	2	2
MONROE COUNTY	370	341	29	351	338	13	19	3	16	69	66	42	42
MONTGOMERY COUNTY	5	5	-	5	5	-	-	-	-	-	-	-	-
NASSAU COUNTY	188	182	6	184	180	4	4	2	2	26	26	15	15
NEW YORK (MANHATTAN)	82	78	4	77	74	3	5	4	1	21	19	2	2
NIAGARA COUNTY	1242	790	452	1006	755	251	236	35	201	95	85	146	97
ONEIDA COUNTY	61	55	6	55	51	4	6	4	2	5	5	14	13
ONONDAGA COUNTY	191	182	9	183	177	6	8	5	3	37	37	27	25
ONTARIO COUNTY	27	26	1	26	25	1	1	1	-	4	4	4	4
ORANGE COUNTY	34	33	1	34	33	-	3	-	-	12	12	6	6
ORLEANS COUNTY	28	19	9	23	18	5	5	1	4	4	4	1	1

251

252



FALL 1991 CREDIT COURSE STUDENTS BY PERMANENT RESIDENCE  
STATE UNIVERSITY COLLEGE AT BUFFALO

PERMANENT RESIDENCE	ALL LEVELS		UNDERGRADUATE		GRADUATE		NEW UNDERGRADUATES FIRST TIME		TRANSFERS	
	TOTAL	FULL-TIME	PART-TIME	TOTAL	FULL-TIME	PART-TIME	TOTAL	FULL-TIME	TOTAL	FULL-TIME
OSWEGO COUNTY	25	22	3	25	22	3	-	4	2	2
OTSEGO COUNTY	11	11	-	11	11	-	-	1	-	-
PUTNAM COUNTY	7	6	1	6	6	-	1	2	-	-
QUEENS COUNTY	86	80	6	80	76	4	6	23	4	4
RENSSELAER COUNTY	14	13	1	13	13	-	1	5	1	1
RICHMOND(STATEN ISLAND)	19	18	1	18	17	1	1	5	2	2
ROCKLAND COUNTY	74	71	3	72	70	2	2	12	5	4
ST. LAWRENCE COUNTY	15	14	1	13	12	1	2	-	3	3
SARATOGA COUNTY	40	37	3	40	37	3	-	4	5	5
SCHENECTADY COUNTY	28	26	2	27	25	2	1	4	2	2
SCHOHARIE COUNTY	1	-	1	-	-	-	1	-	-	-
SCHUYLER COUNTY	8	6	2	7	6	1	1	2	1	1
SENECA COUNTY	11	11	-	11	11	-	-	2	1	1
STEBEN COUNTY	32	29	3	32	29	3	-	8	6	6
SUFFOLK COUNTY	152	137	15	142	134	8	10	19	13	13
SULLIVAN COUNTY	15	14	1	14	14	-	1	5	2	2
TIOGA COUNTY	13	8	5	11	8	3	2	2	1	1
TOMPKINS COUNTY	16	16	-	15	15	-	1	5	3	3
ULSTER COUNTY	16	15	1	14	14	-	2	3	2	2
WARREN COUNTY	2	2	-	2	2	-	-	1	-	-
WASHINGTON COUNTY	4	4	-	3	3	-	1	-	1	1
WAYNE COUNTY	37	37	-	36	36	-	1	4	8	8
WESTCHESTER COUNTY	47	41	6	42	40	2	5	4	4	4
WYOMING COUNTY	65	40	25	53	39	14	12	6	8	5
YATES COUNTY	4	2	2	2	2	-	2	-	1	1
COUNTY UNKNOWN	8	8	-	7	7	-	1	2	1	1
REST OF THE UNITED STATES	55	50	5	39	38	1	16	4	5	10
ALASKA	1	1	-	1	1	-	-	-	-	-
ARIZONA	1	1	-	-	-	-	1	-	-	-
CALIFORNIA	5	5	-	2	2	-	3	1	1	1
CONNECTICUT	3	3	-	2	2	-	1	1	1	1
FLORIDA	7	7	-	7	7	-	-	1	4	4
GEORGIA	1	1	-	1	1	-	-	-	-	-
ILLINOIS	3	2	1	2	2	-	1	1	-	-
MAINE	1	1	-	1	1	-	2	-	-	-
MASSACHUSETTS	2	2	-	2	2	-	1	-	-	-
MICHIGAN	3	3	-	2	2	-	1	-	-	-
MISSOURI	1	1	-	-	-	-	1	-	-	-
NEBRASKA	1	1	-	1	1	-	-	-	1	1

\* - INDICATES LOCATION OF INSTITUTION

FALL 1991 CREDIT COURSE STUDENTS BY PERMANENT RESIDENCE  
STATE UNIVERSITY COLLEGE AT BUFFALO

PERMANENT RESIDENCE	ALL LEVELS			UNDERGRADUATE			GRADUATE			NEW UNDERGRADUATES TRANSFERS		
	TOTAL	FULL-TIME	PART-TIME	TOTAL	FULL-TIME	PART-TIME	TOTAL	FULL-TIME	PART-TIME	TOTAL	FULL-TIME	PART-TIME
NEW JERSEY	11	10	1	10	10	-	1	-	-	1	-	-
OHIO	2	-	2	-	-	-	2	-	-	-	-	-
OKLAHOMA	1	1	-	1	1	-	-	-	-	-	-	1
OREGON	1	1	-	1	1	-	-	-	-	-	-	-
PENNSYLVANIA	7	6	1	5	4	1	2	2	-	-	-	2
TEXAS	1	1	-	-	-	-	1	1	-	-	-	-
VERMONT	1	1	-	1	1	-	-	-	-	-	-	-
WASHINGTON	1	1	-	1	1	-	-	-	-	-	-	-
WISCONSIN	1	1	-	1	1	-	-	-	-	1	-	-
US TERRITORIES + POSS.	3	3	-	2	2	-	1	1	-	-	-	-
PUERTO RICO	2	2	-	1	1	-	1	1	-	-	-	-
VIRGIN ISLANDS	1	1	-	1	1	-	-	-	-	-	-	-
FOREIGN COUNTRIES	144	122	22	121	113	8	23	9	14	12	11	12
FAR EAST	65	61	4	62	60	2	3	1	2	6	5	5
BANGLADESH	1	1	-	1	1	-	-	-	-	-	-	-
PEOPLES REPUB. OF CHINA	6	4	2	3	3	-	3	1	2	1	1	-
REPUBLIC OF CHINA	9	9	-	9	9	-	-	-	-	1	1	1
HONG KONG	9	8	1	9	8	1	-	-	-	1	1	1
INDIA	1	1	-	1	1	-	-	-	-	1	1	-
INDONESIA	4	3	1	4	3	1	-	-	-	-	-	-
JAPAN	30	30	-	30	30	-	-	-	-	1	1	3
REPUBLIC OF KOREA	3	3	-	3	3	-	-	-	-	1	1	-
SRI LANKA	1	1	-	1	1	-	-	-	-	-	-	-
THAILAND	1	1	-	1	1	-	-	-	-	-	-	-
NEAR AND MIDDLE EAST	20	18	2	20	18	2	-	-	-	1	1	3
ISRAEL	1	1	-	1	1	-	-	-	-	-	-	-
JORDAN	6	6	-	6	6	-	-	-	-	-	-	2
LEBANON	1	1	-	1	1	-	-	-	-	-	-	-
PAKISTAN	8	6	2	8	6	2	-	-	-	1	1	-
SAUDI ARABIA	2	2	-	2	2	-	-	-	-	-	-	-
SYRIA	1	1	-	1	1	-	-	-	-	-	-	1
ARAB REPUB. OF YEMEN	1	1	-	1	1	-	-	-	-	-	-	-
EUROPE	11	9	2	8	8	-	3	1	2	-	-	-
BELGIUM	1	-	1	-	-	-	1	-	1	-	-	-
CZECHOSLOVAKIA	1	1	-	1	1	-	-	-	-	-	-	-
FEDERAL REP. OF GERMANY	2	2	-	1	1	-	1	1	-	-	-	-
GREECE	2	3	-	3	3	-	-	-	-	-	-	-

250

250



FALL 1991 CREDIT COURSE STUDENTS BY PERMANENT RESIDENCE  
STATE UNIVERSITY COLLEGE AT BUFFALO

PERMANENT RESIDENCE	ALL LEVELS			UNDERGRADUATE			GRADUATE			NEW UNDERGRADUATES TRANSFERS		
	TOTAL	FULL-TIME	PART-TIME	TOTAL	FULL-TIME	PART-TIME	TOTAL	FULL-TIME	PART-TIME	TOTAL	FULL-TIME	PART-TIME
ITALY	1	-	1	-	-	-	1	-	-	-	-	-
POLAND	1	1	-	1	1	-	-	-	-	-	-	-
SPAIN	2	2	-	2	2	-	-	-	-	-	-	-
CARIBBEAN	4	3	1	3	3	-	1	1	-	1	-	-
BAHAMAS	1	1	-	1	1	-	-	-	-	-	-	-
BARBADOS	1	1	-	1	1	-	-	-	-	-	-	-
HAITI	1	1	-	1	1	-	-	-	-	1	-	-
TRINIDAD-TOBAGO	1	-	1	-	-	1	-	-	1	-	-	-
AFRICA	9	8	1	7	6	1	2	2	-	1	1	1
CAMEROON	1	1	-	1	1	-	-	-	-	-	-	-
EGYPT	1	-	1	1	1	-	-	-	-	-	-	-
IVORY COAST	1	1	-	1	1	-	-	-	-	-	-	1
KENYA	1	1	-	1	1	-	-	-	-	-	-	-
LIBYA	1	1	-	1	1	-	-	-	-	-	-	-
MALAWI	1	1	-	1	1	-	-	-	-	1	-	-
SOMALIA	1	1	-	1	1	-	-	-	-	-	-	-
SOUTH AFRICA	2	2	-	-	-	-	2	2	-	-	-	-
CENTRAL AMERICA	1	1	-	1	1	-	-	-	-	-	-	-
NICARAGUA	1	1	-	1	1	-	-	-	-	-	-	-
SOUTH AMERICA	3	3	-	3	3	-	-	-	-	1	1	1
BRAZIL	1	1	-	1	1	-	-	-	-	-	-	-
GUYANA	1	1	-	1	1	-	-	-	-	-	-	1
PERU	1	1	-	1	1	-	-	-	-	1	-	-
OCEANIA	1	-	1	1	1	-	-	-	-	-	-	-
AUSTRALIA	1	-	1	1	1	-	-	-	-	-	-	-
NORTH AMERICA	30	19	11	16	14	2	14	5	9	2	1	2
CANADA	29	18	11	15	13	2	14	5	9	2	1	2
MEXICO	1	1	-	1	1	-	-	-	-	-	-	-
RESIDENCE UNKNOWN	6	4	2	4	3	1	2	1	1	1	1	3
RESIDENCE UNSPECIFIED	6	4	2	4	3	1	2	1	1	1	1	3





FALL 1991 CREDIT COURSE STUDENTS BY PERMANENT RESIDENCE  
STATE UNIVERSITY COLLEGE AT CORTLAND

PERMANENT RESIDENCE	ALL LEVELS		UNDERGRADUATE		GRADUATE		NEW UNDERGRADUATES FIRST TIME		TOTAL				
	TOTAL	FULL-TIME	TOTAL	FULL-TIME	TOTAL	FULL-TIME	TOTAL	FULL-TIME					
ALL STUDENTS	7215	5616	1599	5823	5379	444	1392	237	1155	1152	1010	701	648
UNITED STATES	7166	5577	1589	5787	5353	434	1379	224	1155	1149	1007	680	633
NEW YORK COUNTIES	7053	5468	1585	5678	5247	431	1375	221	1154	1132	990	666	620
ALBANY COUNTY	85	84	1	81	80	1	4	4	-	15	15	6	6
ALLEGANY COUNTY	16	16	-	15	15	-	1	1	-	4	4	2	2
BRONX COUNTY	45	43	2	44	43	1	1	-	1	10	9	-	-
BROOME COUNTY	418	253	165	257	232	25	161	21	140	33	28	47	38
CATTARAUGUS COUNTY	14	14	-	13	13	-	1	1	-	1	1	3	3
CAYUGA COUNTY	127	70	57	74	64	10	53	6	47	9	7	23	19
CHAUTAUQUA COUNTY	25	24	1	24	23	1	1	1	-	3	3	4	4
CHEMUNG COUNTY	90	67	23	70	66	4	20	1	19	9	9	13	13
CHENANGO COUNTY	88	50	38	47	43	4	41	7	34	11	11	4	4
CLINTON COUNTY	36	34	2	35	33	2	1	1	-	7	7	3	3
COLUMBIA COUNTY	28	28	-	26	26	-	2	2	-	3	3	5	5
* CORTLAND COUNTY	474	262	212	326	225	101	148	37	111	43	24	45	31
DELAWARE COUNTY	48	38	10	39	37	2	9	1	8	8	8	7	7
DUTCHESS COUNTY	99	96	3	98	96	2	1	1	1	23	22	11	11
ERIE COUNTY	168	166	2	167	165	2	1	1	-	42	42	8	8
ESSEX COUNTY	24	22	2	24	22	2	2	2	-	6	6	2	2
FRANKLIN COUNTY	16	16	-	16	16	-	-	-	-	5	5	2	2
FULTON COUNTY	29	28	1	28	28	-	1	1	1	6	6	4	4
GENESEE COUNTY	18	17	1	18	17	1	-	-	-	5	5	-	-
GREENE COUNTY	21	20	1	21	20	1	-	-	-	7	7	1	1
HAMILTON COUNTY	2	1	1	1	1	-	-	-	1	-	-	-	-
HERKIMER COUNTY	76	32	44	29	27	2	47	5	42	8	8	1	1
JEFFERSON COUNTY	57	50	7	49	48	1	8	2	6	11	11	11	11
KINGS COUNTY	90	90	-	89	89	-	1	1	-	21	21	7	7
LEWIS COUNTY	20	16	4	13	13	-	7	3	4	1	1	2	2
LIVINGSTON COUNTY	39	38	1	36	35	1	3	3	-	7	7	1	1
MADISON COUNTY	133	74	59	71	68	3	62	6	56	12	11	14	13
MONROE COUNTY	279	273	6	276	273	3	3	3	17	41	41	17	17
MONTGOMERY COUNTY	32	27	5	26	26	-	6	1	5	4	4	2	2
NASSAU COUNTY	387	375	12	383	373	10	4	2	2	70	70	49	49
NEW YORK (MANHATTAN)	27	26	1	27	26	1	-	-	-	8	8	3	3
NIAGARA COUNTY	45	44	1	42	41	1	3	3	-	6	6	4	4
ONEIDA COUNTY	429	191	238	185	176	9	244	15	229	40	37	29	28
ONONDAGA COUNTY	851	482	369	585	451	134	266	31	235	171	78	78	70
ONTARIO COUNTY	60	57	3	58	55	2	2	2	-	16	15	7	7
ORANGE COUNTY	170	166	4	164	162	2	6	4	2	33	32	13	13

3260

259



FALL 1991 CREDIT COURSE STUDENTS BY PERMANENT RESIDENCE  
STATE UNIVERSITY COLLEGE AT CORTLAND

PERMANENT RESIDENCE	ALL LEVELS		UNDERGRADUATE		GRADUATE		NEW UNDERGRADUATES FIRST TIME		TOTAL
	TOTAL	FULL-TIME	PART-TIME	TOTAL	FULL-TIME	PART-TIME	TOTAL	FULL-TIME	
ORLEANS COUNTY	13	13	-	13	-	-	-	6	1
OSWEGO COUNTY	84	68	16	64	2	14	18	12	8
OTSEGO COUNTY	70	60	10	60	2	8	8	13	6
PUTNAM COUNTY	57	53	4	53	3	1	1	7	5
QUEENS COUNTY	98	95	3	94	3	1	1	23	4
RENSELAER COUNTY	51	49	2	48	2	1	1	8	4
RICHMOND(STATEN ISLAND)	60	60	-	60	-	-	-	22	3
ROCKLAND COUNTY	106	101	5	101	2	3	3	17	16
ST. LAWRENCE COUNTY	61	60	1	59	1	2	2	14	6
SARATOGA COUNTY	100	98	2	98	1	1	1	27	9
SCHENECTADY COUNTY	91	87	4	85	4	2	2	19	7
SCHOHARIE COUNTY	11	11	-	11	-	-	-	2	3
SCHUYLER COUNTY	22	17	5	17	-	5	5	2	2
SENECA COUNTY	28	25	3	25	1	2	2	5	2
STEBEN COUNTY	55	45	10	45	2	8	8	6	13
SUFFOLK COUNTY	665	646	19	638	15	8	4	133	57
SULLIVAN COUNTY	33	32	1	31	1	1	1	6	2
TIOGA COUNTY	109	67	42	60	7	35	42	9	12
TOMPKINS COUNTY	333	169	164	142	44	27	120	27	36
ULSTER COUNTY	91	86	5	83	4	3	4	12	10
WARREN COUNTY	43	40	3	42	2	1	1	5	5
WASHINGTON COUNTY	29	29	-	27	2	2	2	5	3
WAYNE COUNTY	62	60	2	60	1	1	1	16	9
WESTCHESTER COUNTY	182	177	5	176	5	1	1	31	10
WYOMING COUNTY	15	14	1	14	-	1	1	3	2
YATES COUNTY	18	16	2	16	-	-	2	3	2
REST OF THE UNITED STATES	113	109	4	109	3	3	4	17	14
ALASKA	3	3	-	3	-	-	-	-	2
CALIFORNIA	2	1	1	1	-	1	1	-	1
CONNECTICUT	15	15	-	15	-	-	-	3	2
FLORIDA	4	4	-	4	-	-	-	1	1
ILLINOIS	3	3	-	3	-	-	-	-	-
MAINE	2	2	-	2	-	-	-	-	-
MARYLAND	5	5	-	5	-	-	-	-	1
MASSACHUSETTS	9	9	-	9	-	-	-	1	1
MICHIGAN	1	1	1	1	1	-	-	-	1
NEW HAMPSHIRE	3	3	-	3	-	-	-	-	1
NEW JERSEY	36	35	1	36	1	-	-	6	1
NORTH CAROLINA	2	2	-	1	-	1	1	-	1

\* - INDICATES LOCATION OF INSTITUTION



FALL 1991 CREDIT COURSE STUDENTS BY PERMANENT RESIDENCE  
STATE UNIVERSITY COLLEGE AT CORTLAND

PERMANENT RESIDENCE	ALL LEVELS			UNDERGRADUATE			GRADUATE			NEW UNDERGRADUATES FIRST TIME TRANSFERS			
	TOTAL	FULL-TIME	PART-TIME	TOTAL	FULL-TIME	PART-TIME	TOTAL	FULL-TIME	PART-TIME	TOTAL	FULL-TIME	TOTAL	FULL-TIME
OHIO	3	2	1	3	2	1	-	-	-	-	-	-	-
OKLAHOMA	1	1	-	1	1	-	-	-	-	-	-	-	-
OREGON	1	1	-	1	1	-	-	-	-	-	-	-	-
PENNSYLVANIA	11	11	-	9	9	-	2	2	-	1	1	3	3
RHODE ISLAND	3	3	-	3	3	-	-	-	-	2	2	-	-
VERMONT	6	6	-	6	6	-	-	-	-	3	3	-	-
VIRGINIA	3	3	-	3	3	-	-	-	-	-	-	1	1
FOREIGN COUNTRIES	48	38	10	36	26	10	12	12	-	3	3	21	15
FAR EAST	14	10	4	10	6	4	4	4	-	-	-	3	1
PEOPLES REPUB. OF CHINA	6	5	1	3	2	1	3	3	-	-	-	-	-
REPUBLIC OF CHINA	1	1	-	-	-	-	1	1	-	-	-	-	-
INDIA	2	2	-	2	2	-	-	-	-	-	-	-	-
JAPAN	1	1	-	1	1	-	-	-	-	-	-	-	-
REPUBLIC OF KOREA	2	1	1	2	1	1	-	-	-	-	-	2	1
NEPAL	2	-	2	2	-	2	-	-	-	-	-	1	-
NEAR AND MIDDLE EAST	3	2	1	2	1	1	1	1	-	-	-	-	-
CYPRUS	2	1	1	2	1	1	-	-	-	-	-	-	-
PAKISTAN	1	1	-	-	-	-	1	1	-	-	-	-	-
EUROPE	24	19	5	18	13	5	6	6	-	2	2	15	11
FEDERAL REP. OF GERMANY	6	6	-	-	-	-	6	6	-	-	-	-	-
SPAIN	5	1	4	5	1	4	-	-	-	-	-	5	1
UNITED KINGDOM	13	12	1	13	12	1	-	-	-	2	2	10	10
CENTRAL AMERICA	1	1	-	1	1	-	-	-	-	-	-	-	-
PANAMA	1	1	-	1	1	-	-	-	-	-	-	-	-
SOUTH AMERICA	2	2	-	2	2	-	-	-	-	1	1	-	-
COLOMBIA	1	1	-	1	1	-	-	-	-	-	-	-	-
VENEZUELA	1	1	-	1	1	-	-	-	-	1	1	-	-
NORTH AMERICA	4	4	-	3	3	-	1	1	-	-	-	3	3
CANADA	4	4	-	3	3	-	1	1	-	-	-	3	3
RESIDENCE UNKNOWN	1	1	-	-	-	-	1	1	-	-	-	-	-
RESIDENCE UNSPECIFIED	1	1	-	-	-	-	1	1	-	-	-	-	-

264

265



FALL 1991 CREDIT COURSE STUDENTS BY PERMANENT RESIDENCE  
STATE UNIVERSITY COLLEGE EMPIRE STATE

PERMANENT RESIDENCE	ALL LEVELS		UNDERGRADUATE		GRADUATE		NEW UNDERGRADUATES TRANSFERS						
	TOTAL	FULL-TIME	PART-TIME	TOTAL	FULL-TIME	PART-TIME	TOTAL	FULL-TIME					
ALL STUDENTS	6305	1124	5181	6097	1111	4986	208	13	195	249	54	1106	265
UNITED STATES	6238	1096	5142	6031	1084	4947	207	12	195	248	54	1103	263
NEW YORK COUNTIES	6195	1085	5110	5997	1073	4924	198	12	186	248	54	1099	262
ALBANY COUNTY	188	37	151	181	37	144	7	-	7	6	3	46	10
ALLEGANY COUNTY	20	6	14	20	6	14	-	-	-	-	-	5	2
BRONX COUNTY	197	24	173	195	24	171	2	-	2	11	2	13	3
BROOME COUNTY	66	9	57	64	9	55	2	-	2	2	-	19	6
CATTARAUGUS COUNTY	55	23	32	54	23	31	1	-	1	1	1	18	4
CAYUGA COUNTY	47	4	43	45	4	41	2	-	2	3	1	18	2
CHAUTAQUA COUNTY	106	34	72	103	34	69	3	-	3	6	1	19	4
CHEMUNG COUNTY	27	3	24	26	3	23	1	-	1	2	1	7	1
CHENANGO COUNTY	18	1	17	15	1	14	3	-	3	-	-	4	1
CLINTON COUNTY	40	3	37	40	3	37	-	-	-	1	-	2	1
COLUMBIA COUNTY	30	6	24	30	6	24	-	-	-	-	-	2	1
CORTLAND COUNTY	6	1	5	6	1	5	-	-	-	-	-	-	-
DELAWARE COUNTY	26	6	20	26	6	20	-	-	-	3	-	6	4
DUTCHESS COUNTY	61	7	54	59	7	52	2	-	2	2	1	17	4
ERIE COUNTY	368	102	266	341	102	239	27	-	27	12	3	76	21
ESSEX COUNTY	17	5	12	17	5	12	-	-	-	1	1	1	1
FRANKLIN COUNTY	16	1	15	15	1	14	1	-	1	1	1	3	-
FULTON COUNTY	17	10	37	42	8	34	5	-	3	1	-	10	3
GENESEE COUNTY	17	1	16	16	1	15	1	-	1	-	-	8	1
GREENE COUNTY	21	6	15	20	6	14	1	-	1	2	-	9	5
HAMILTON COUNTY	2	-	2	2	-	2	-	-	-	-	-	-	-
HERKIMER COUNTY	22	6	16	20	6	14	2	-	2	-	-	9	4
JEFFERSON COUNTY	92	24	68	87	24	63	5	-	5	1	-	17	10
KINGS COUNTY	460	74	386	448	73	375	12	1	11	22	3	65	21
LEWIS COUNTY	13	4	9	13	4	9	-	-	-	-	-	4	1
LIVINGSTON COUNTY	25	6	19	24	6	18	1	-	1	1	-	6	2
MADISON COUNTY	11	3	8	10	3	7	1	-	1	1	-	1	-
MONROE COUNTY	377	79	298	364	79	285	13	-	13	21	6	82	26
MONTGOMERY COUNTY	20	6	14	18	6	12	2	-	2	1	1	5	1
NASSAU COUNTY	508	55	453	506	55	451	2	-	2	16	2	75	12
NEW YORK (MANHATTAN)	320	84	236	304	83	221	16	1	15	18	5	71	29
NIAGARA COUNTY	77	20	57	74	20	54	3	-	3	4	1	17	5
ONEIDA COUNTY	44	10	34	39	10	29	5	-	5	-	-	10	3
ONONDAGA COUNTY	115	35	80	111	35	76	4	-	4	3	-	19	3
ONTARIO COUNTY	38	6	32	36	6	30	2	-	2	-	-	10	3
ORANGE COUNTY	107	17	90	105	16	89	2	1	1	4	1	26	1



FALL 1991 CREDIT COURSE STUDENTS BY PERMANENT RESIDENCE  
STATE UNIVERSITY COLLEGE EMPIRE STATE

PERMANENT RESIDENCE	ALL LEVELS			UNDERGRADUATE			GRADUATE			NEW UNDERGRADUATES FIRST TIME TRANSFERS		
	TOTAL	FULL-TIME	PART-TIME	TOTAL	FULL-TIME	PART-TIME	TOTAL	FULL-TIME	PART-TIME	TOTAL	FULL-TIME	TOTAL
ORLEANS COUNTY	13	2	11	12	2	10	1	-	-	1	-	3
OSWEGO COUNTY	13	3	10	13	3	10	-	-	-	2	-	-
OTSEGO COUNTY	20	4	16	18	3	15	2	1	1	1	1	6
PUTNAM COUNTY	32	4	28	32	4	28	-	-	-	2	1	9
QUEENS COUNTY	543	42	501	535	40	495	8	2	6	26	6	58
RENSSELAER COUNTY	65	11	54	61	10	51	4	1	3	5	2	12
RICHMOND (STATEN ISLAND)	142	10	132	140	10	130	2	-	2	1	1	8
ROCKLAND COUNTY	128	23	105	125	23	102	3	-	3	4	1	20
ST. LAWRENCE COUNTY	28	3	25	28	3	25	-	-	-	-	-	8
* SARATOGA COUNTY	134	35	99	126	35	91	8	-	8	4	2	24
SCHEMATAOY COUNTY	74	10	64	69	9	60	5	1	4	2	-	10
SCHOHARIE COUNTY	25	2	23	24	2	22	1	-	1	4	-	7
SCHUYLER COUNTY	7	3	4	7	3	4	-	-	-	1	1	3
SENECA COUNTY	10	3	7	9	3	6	1	-	1	1	1	3
STEBEN COUNTY	55	16	39	55	16	39	-	-	-	2	1	12
SUFFOLK COUNTY	488	85	403	477	84	393	11	1	10	22	1	99
SULLIVAN COUNTY	28	9	19	27	9	18	1	-	1	-	1	7
TIOGA COUNTY	9	1	8	9	1	8	-	-	-	-	-	3
TOMPKINS COUNTY	40	8	32	38	8	30	2	-	2	1	-	12
ULSTER COUNTY	50	9	41	45	9	36	5	-	5	4	1	8
WARREN COUNTY	23	9	14	21	8	13	2	1	1	-	-	1
WASHINGTON COUNTY	13	3	10	12	3	9	1	-	1	-	-	1
WAYNE COUNTY	65	9	56	64	9	55	1	-	1	3	-	16
WESTCHESTER COUNTY	237	28	209	227	28	199	10	-	10	7	2	45
WYOMING COUNTY	27	10	17	26	10	16	1	-	1	-	-	3
YATES COUNTY	11	1	10	11	1	10	-	-	-	-	-	2
COUNTY UNKNOWN	311	24	287	310	24	286	1	-	1	9	2	19
* - MULTI-REGIONAL INSTITUTION. COORDINATING CENTER IS LOCATED IN SARATOGA COUNTY.												
REST OF THE UNITED STATES	43	11	32	34	11	23	9	-	9	-	-	4
CALIFORNIA	5	3	2	5	3	2	-	-	-	-	-	1
COLORADO	1	-	1	1	-	1	-	-	-	-	-	-
CONNECTICUT	4	2	2	2	2	-	2	-	2	-	-	1
FLORIDA	1	-	1	1	-	1	-	-	-	-	-	-
MARYLAND	2	-	2	-	-	-	2	-	2	-	-	-
MASSACHUSETTS	1	-	1	1	-	1	-	-	-	-	-	-
NEW JERSEY	19	5	14	15	5	10	4	-	4	-	-	1
PENNSYLVANIA	5	-	5	5	-	5	-	-	-	-	-	1
TEXAS	1	-	1	1	-	1	-	-	-	-	-	-
VERMONT	1	-	1	1	-	1	-	-	-	-	-	-
WASHINGTON	1	-	1	-	-	-	1	-	1	-	-	-
OTHER U.S.	2	1	1	2	1	1	1	-	1	-	-	-

\* - MULTI-REGIONAL INSTITUTION. COORDINATING CENTER IS LOCATED IN SARATOGA COUNTY.



FALL 1991 CREDIT COURSE STUDENTS BY PERMANENT RESIDENCE  
STATE UNIVERSITY COLLEGE EMPIRE STATE

PERMANENT RESIDENCE	ALL LEVELS		UNDERGRADUATE		GRADUATE		NEW UNDERGRADUATES FIRST TIME		TRANSFERS FULL-TIME	
	TOTAL	FULL-TIME	PART-TIME	TOTAL	FULL-TIME	PART-TIME	TOTAL	FULL-TIME		
FOREIGN COUNTRIES	67	28	39	66	27	39	1	1	3	2
FAR EAST	4	4	-	3	3	-	1	-	2	-
REPUBLIC OF CHINA	2	2	-	1	1	-	1	-	1	1
JAPAN	1	1	-	1	1	-	-	-	1	1
SRI LANKA	1	1	-	1	1	-	-	-	-	-
NEAR AND MIDDLE EAST	48	13	35	48	13	35	-	-	-	-
BAHRAIN	2	1	1	2	1	1	-	-	-	-
CYPRUS	36	4	32	36	4	32	-	-	-	-
ISRAEL	3	2	1	3	2	1	-	-	-	-
LEBANON	2	1	1	2	1	1	-	-	-	-
PAKISTAN	2	2	-	2	2	-	-	-	-	-
SYRIA	1	1	-	1	1	-	-	-	-	-
ARAB REPUB. OF YEMEN	2	2	-	2	2	-	-	-	-	-
EUROPE	3	2	1	3	2	1	-	-	-	-
UNITED KINGDOM	2	1	1	2	1	1	-	-	-	-
YUGOSLAVIA	1	1	-	1	1	-	-	-	-	-
AFRICA	2	1	1	2	1	1	-	1	-	-
GUINEA	1	1	-	1	1	-	-	-	-	-
NIGERIA	1	-	1	1	-	1	-	1	-	-
SOUTH AMERICA	1	1	-	1	1	-	-	-	-	-
BRAZIL	1	1	-	1	1	-	-	-	-	-
NORTH AMERICA	9	7	2	9	7	2	-	-	1	-
CANADA	9	7	2	9	7	2	-	-	1	-

289

270



FALL 1991 CREDIT COURSE STUDENTS BY PERMANENT RESIDENCE  
STATE UNIVERSITY COLLEGE AT FREDONIA

PERMANENT RESIDENCE	ALL LEVELS		UNDERGRADUATE		GRADUATE		NEW UNDERGRADUATES FIRST TIME		NEW UNDERGRADUATES TRANSFERS				
	TOTAL	FULL-TIME	PART-TIME	TOTAL	FULL-TIME	PART-TIME	TOTAL	FULL-TIME					
ALL STUDENTS	4957	4308	649	4537	4240	297	420	68	352	911	862	395	379
UNITED STATES	4942	4294	648	4522	4226	296	420	68	352	905	857	393	377
NEW YORK COUNTIES	4874	4231	643	4456	4164	292	418	67	351	896	848	384	369
ALBANY COUNTY	13	13	-	13	13	-	-	-	-	3	3	1	1
ALLEGANY COUNTY	52	51	1	51	51	-	1	-	1	7	7	8	8
BRONX COUNTY	17	17	-	17	17	-	-	-	-	3	3	-	-
BROOME COUNTY	46	46	-	46	46	-	-	-	-	12	12	5	5
CATTARAUGUS COUNTY	229	187	42	200	186	14	29	1	28	27	25	18	18
CAYUGA COUNTY	14	14	-	13	13	-	1	1	-	2	2	1	1
* CHAUTAUQUA COUNTY	1304	839	465	1022	805	217	282	34	248	128	88	113	101
CHEMUNG COUNTY	36	34	2	35	33	2	1	1	-	4	4	3	3
CHENANGO COUNTY	5	5	-	5	5	-	-	-	-	-	-	-	-
CLINTON COUNTY	1	1	-	1	1	-	-	-	-	-	-	-	-
COLUMBIA COUNTY	10	10	-	10	10	-	-	-	-	2	2	-	-
CORTLAND COUNTY	8	8	-	8	8	-	-	-	-	2	2	-	-
DELAWARE COUNTY	8	8	-	8	8	-	-	-	-	1	1	-	-
DUTCHESS COUNTY	21	21	-	21	21	-	-	-	-	6	6	5	5
ERIE COUNTY	1185	1073	112	1107	1062	45	78	11	67	281	275	66	63
FULTON COUNTY	7	7	-	7	7	-	-	-	-	-	-	-	-
GENESEE COUNTY	41	40	1	40	40	1	1	-	1	3	3	10	10
GREENE COUNTY	5	5	-	5	5	-	-	-	-	1	1	-	-
HAMILTON COUNTY	1	1	-	1	1	-	-	-	-	-	-	-	-
HERKIMER COUNTY	13	13	-	13	13	-	-	-	-	-	-	3	3
JEFFERSON COUNTY	11	11	-	11	11	-	-	-	-	3	3	2	2
KINGS COUNTY	26	26	-	26	26	-	-	-	-	5	5	-	-
LEWIS COUNTY	5	5	-	5	5	-	-	-	-	-	-	-	-
LIVINGSTON COUNTY	57	57	-	56	56	-	1	1	-	11	11	3	3
MADISON COUNTY	16	16	-	16	16	-	-	-	-	8	8	1	1
MONROE COUNTY	538	531	7	534	528	6	4	3	1	129	129	40	40
MONTGOMERY COUNTY	3	3	-	3	3	-	-	-	-	-	-	-	-
NASSAU COUNTY	50	49	1	50	49	1	-	-	-	17	17	3	3
NEW YORK (MANHATTAN)	12	12	-	12	12	-	-	-	-	4	4	-	-
NIAGARA COUNTY	227	223	4	223	221	2	4	2	2	53	53	17	17
ONEIDA COUNTY	37	37	-	36	36	-	1	1	-	9	9	4	4
ONONDAGA COUNTY	158	157	1	155	154	1	3	3	-	27	27	14	14
ONTARIO COUNTY	59	59	-	58	58	-	1	1	-	6	6	3	3
ORANGE COUNTY	44	44	-	44	44	-	-	-	-	11	11	3	3
ORLEANS COUNTY	27	26	1	26	25	1	1	1	-	9	9	3	3
OSWEGO COUNTY	29	28	1	28	28	-	1	-	1	6	6	4	4

272



FALL 1991 CREDIT COURSE STUDENTS BY PERMANENT RESIDENCE  
STATE UNIVERSITY COLLEGE AT FREDONIA

PERMANENT RESIDENCE	ALL LEVELS		UNDERGRADUATE		GRADUATE		NEW UNDERGRADUATES FIRST TIME		NEW UNDERGRADUATES TRANSFERS		
	TOTAL	FULL-TIME	PART-TIME	TOTAL	FULL-TIME	PART-TIME	TOTAL	FULL-TIME	PART-TIME	TOTAL	FULL-TIME
OTSEGO COUNTY	14	14	-	14	14	-	-	1	-	1	2
PUTNAM COUNTY	8	8	-	8	8	-	-	2	-	2	1
QUEENS COUNTY	20	20	-	20	20	-	-	4	-	4	-
RENSSELAER COUNTY	11	11	-	11	11	-	-	4	-	4	1
RICHMOND(STATEN ISLAND)	7	7	-	7	7	-	-	1	-	1	-
ROCKLAND COUNTY	20	20	-	20	20	-	-	6	-	6	2
ST. LAWRENCE COUNTY	4	4	-	4	4	-	-	-	-	-	-
SARATOGA COUNTY	15	15	-	15	15	-	-	5	-	5	1
SCHENECTADY COUNTY	14	14	-	14	14	-	-	-	-	-	1
SCHOHARIE COUNTY	2	2	-	2	2	-	-	-	-	-	-
SENECA COUNTY	12	12	-	12	12	-	-	3	-	3	2
STEUBEN COUNTY	69	67	2	67	66	1	2	12	1	12	15
SUFFOLK COUNTY	174	173	1	173	172	1	1	43	-	43	4
SULLIVAN COUNTY	1	1	-	1	1	-	-	1	-	1	-
TIOGA COUNTY	14	13	1	14	13	1	-	2	-	2	3
TOMPKINS COUNTY	21	21	-	19	19	2	2	4	-	4	1
ULSTER COUNTY	6	6	-	6	6	-	-	-	-	-	2
WARREN COUNTY	10	10	-	10	10	-	-	1	-	1	1
WASHINGTON COUNTY	7	7	-	7	7	-	-	1	-	1	2
WAYNE COUNTY	52	52	-	50	50	2	2	8	-	8	6
WESTCHESTER COUNTY	28	28	-	28	28	-	-	7	-	7	-
WYOMING COUNTY	40	39	1	39	39	1	1	8	-	8	3
YATES COUNTY	10	10	-	10	10	-	-	3	-	3	-
REST OF THE UNITED STATES	68	63	5	66	62	4	2	1	1	9	8
CALIFORNIA	1	1	-	1	1	-	-	-	-	-	-
CONNECTICUT	1	1	-	1	1	-	-	-	-	-	-
FLORIDA	2	2	-	2	2	-	-	-	-	-	-
ILLINOIS	6	6	-	6	6	-	-	-	-	-	-
LOUISIANA	1	1	-	1	1	-	-	1	-	1	-
MAINE	3	3	-	3	3	-	-	-	-	-	-
MARYLAND	1	1	-	1	1	-	-	1	-	1	-
MASSACHUSETTS	3	3	-	3	3	-	-	-	-	-	1
MICHIGAN	8	7	1	8	7	1	-	2	-	2	3
MISSOURI	1	1	-	1	1	-	-	-	-	-	1
NEW HAMPSHIRE	1	1	-	1	1	-	-	-	-	-	-
NEW JERSEY	5	6	-	6	6	-	-	1	-	1	1
OHIO	9	8	1	9	8	1	-	-	-	-	1
PENNSYLVANIA	23	20	3	21	19	2	2	3	-	3	2
VIRGINIA	1	1	-	1	1	-	-	1	-	1	-
WASHINGTON	1	1	-	1	1	-	-	-	-	-	-

\* - INDICATES LOCATION OF INSTITUTION



FALL 1991 CREDIT COURSE STUDENTS BY PERMANENT RESIDENCE  
STATE UNIVERSITY COLLEGE AT FREDONIA

PERMANENT RESIDENCE	ALL LEVELS		UNDERGRADUATE		GRADUATE		NEW UNDERGRADUATES FIRST TIME		TRANSFERS		
	TOTAL	FULL-TIME	PART-TIME	TOTAL	FULL-TIME	PART-TIME	TOTAL	FULL-TIME	TOTAL	FULL-TIME	
FOREIGN COUNTRIES	15	14	1	15	14	1	-	6	5	2	2
FAR EAST	8	8	-	8	8	-	-	2	2	2	2
REPUBLIC OF CHINA	2	2	-	2	2	-	-	-	-	2	2
JAPAN	4	4	-	4	4	-	-	2	2	-	-
VIET-NAM	2	2	-	2	2	-	-	-	-	-	-
EUROPE	3	2	1	3	2	1	-	3	2	-	-
FEDERAL REP. OF GERMANY	3	2	1	3	2	1	-	3	2	-	-
CARIBBEAN	1	1	-	1	1	-	-	-	-	-	-
JAMAICA	1	1	-	1	1	-	-	-	-	-	-
SOUTH AMERICA	1	1	-	1	1	-	-	1	1	-	-
SURINAME	1	1	-	1	1	-	-	1	1	-	-
NORTH AMERICA	2	2	-	2	2	-	-	-	-	-	-
CANADA	2	2	-	2	2	-	-	-	-	-	-

276

276

FALL 1991 CREDIT COURSE STUDENTS BY PERMANENT RESIDENCE  
STATE UNIVERSITY COLLEGE AT GENESEO

PERMANENT RESIDENCE	ALL LEVELS		UNDERGRADUATE		GRADUATE		NEW UNDERGRADUATES FIRST TIME		TOTAL TRANSFERS			
	TOTAL	FULL-TIME	TOTAL	PART-TIME	TOTAL	PART-TIME	TOTAL	FULL-TIME				
ALL STUDENTS	5672	5065	607	4949	217	506	116	390	1199	1153	283	261
UNITED STATES	5653	5056	597	4940	213	500	116	384	1192	1150	282	260
NEW YORK COUNTIES	5572	4977	595	4862	211	499	115	384	1168	1127	279	257
ALBANY COUNTY	96	93	3	93	3	-	-	-	25	23	3	3
ALLEGANY COUNTY	69	54	15	54	2	13	-	13	7	7	5	5
BROOME COUNTY	26	25	1	25	1	-	-	-	12	12	1	-
BROOME COUNTY	89	87	2	88	1	1	-	1	16	16	4	4
CATTARAUGUS COUNTY	65	60	5	59	1	5	1	4	11	10	3	3
CAYUGA COUNTY	42	41	1	41	-	1	-	1	12	12	3	3
CHAUTAUQUA COUNTY	50	49	1	48	1	1	1	-	8	7	6	6
CHEMUNG COUNTY	43	40	3	40	3	-	-	-	7	6	3	3
CHENANGO COUNTY	12	12	-	12	-	-	-	-	-	-	3	3
CLINTON COUNTY	9	9	-	9	-	-	-	-	5	5	-	-
COLUMBIA COUNTY	13	12	1	11	1	1	1	1	4	3	-	-
CORTLAND COUNTY	23	20	3	20	-	3	-	3	5	5	-	-
DELAWARE COUNTY	7	7	-	7	-	-	-	-	2	2	-	-
DUTCHESS COUNTY	58	57	1	57	1	-	-	-	22	22	3	3
ERIE COUNTY	483	471	12	467	8	8	4	4	108	105	13	13
ESSEX COUNTY	4	4	-	3	-	1	1	-	1	1	-	-
FRANKLIN COUNTY	12	12	-	12	-	-	-	-	6	6	-	-
FULTON COUNTY	12	10	2	10	1	1	-	1	1	1	-	-
GENESEE COUNTY	99	78	21	75	8	16	3	13	10	8	11	10
GREENE COUNTY	9	8	1	8	1	-	-	-	2	2	-	-
HERKIMER COUNTY	20	19	1	19	1	-	-	-	3	3	3	3
JEFFERSON COUNTY	44	33	11	32	1	11	1	10	5	5	3	3
KINGS COUNTY	65	64	1	63	1	1	1	1	24	23	1	1
LEWIS COUNTY	7	6	1	6	-	1	-	1	2	2	-	-
* LIVINGSTON COUNTY	385	250	135	226	50	109	24	85	33	23	29	23
MADISON COUNTY	27	25	2	25	1	1	-	-	-	-	1	1
MONROE COUNTY	946	793	153	762	46	138	31	107	135	130	58	53
MONTGOMERY COUNTY	8	8	-	8	-	-	-	-	1	1	2	2
NASSAU COUNTY	244	237	7	237	6	1	1	1	85	84	11	11
NEW YORK (MANHATTAN)	36	34	2	34	-	-	-	-	22	20	2	2
NIAGARA COUNTY	123	119	4	119	4	-	-	-	33	32	6	5
ONEIDA COUNTY	113	111	2	109	2	2	2	2	14	13	6	6
ONONDAGA COUNTY	273	267	6	265	2	6	4	4	60	60	6	6
ONTARIO COUNTY	173	119	54	112	10	51	7	44	18	15	18	18
ORANGE COUNTY	84	83	1	81	1	2	2	1	17	17	5	5
ORLEANS COUNTY	36	33	3	32	1	3	1	2	6	6	1	1



FALL 1991 CREDIT COURSE STUDENTS BY PERMANENT RESIDENCE  
STATE UNIVERSITY COLLEGE AT GENESEO

PERMANENT RESIDENCE	ALL LEVELS		UNDERGRADUATE		GRADUATE		NEW UNDERGRADUATES		TRANSFERS
	TOTAL	FULL-TIME	PART-TIME	TOTAL	FULL-TIME	PART-TIME	TOTAL	FULL-TIME	
OSWEGO COUNTY	51	49	2	50	49	1	1	13	1
OTSEGO COUNTY	20	20	-	20	20	-	-	7	-
PUTNAM COUNTY	36	36	-	36	36	-	-	12	-
QUEENS COUNTY	68	67	1	67	66	1	1	47	-
RENSSELAER COUNTY	34	34	-	34	34	-	-	11	1
RICHMOND(STATEN ISLAND)	25	25	-	25	25	-	-	12	1
ROCKLAND COUNTY	85	82	3	81	78	3	4	26	3
ST. LAWRENCE COUNTY	26	23	3	24	23	1	2	7	2
SARATOGA COUNTY	131	129	2	129	127	2	2	26	4
SCHENECTADY COUNTY	62	61	1	61	60	1	1	20	19
SCHOHARIE COUNTY	12	12	-	12	12	-	-	2	1
SCHUYLER COUNTY	7	7	-	7	7	-	-	-	-
SENECA COUNTY	21	18	3	17	16	1	4	6	1
STEUBEN COUNTY	100	68	32	74	66	8	26	6	10
SUFFOLK COUNTY	585	571	14	578	567	11	7	156	16
SULLIVAN COUNTY	12	11	1	12	11	1	-	1	1
TIOGA COUNTY	22	20	2	22	20	2	-	2	1
TOMPKINS COUNTY	23	11	12	11	11	-	12	2	1
ULSTER COUNTY	33	32	1	32	32	-	1	8	5
WARREN COUNTY	20	20	-	18	18	-	2	4	1
WASHINGTON COUNTY	9	9	-	9	9	-	-	1	-
WAYNE COUNTY	101	93	8	94	92	2	7	16	5
WESTCHESTER COUNTY	121	120	1	121	120	1	-	42	2
WYOMING COUNTY	112	83	29	91	75	16	21	16	13
YATES COUNTY	21	18	3	17	17	-	4	3	-
COUNTY UNKNOWN	30	8	22	3	3	-	27	-	-
* - INDICATES LOCATION OF INSTITUTION									
REST OF THE UNITED STATES	80	78	2	79	77	2	1	24	3
CALIFORNIA	4	2	2	4	2	2	-	2	-
COLORADO	2	2	-	2	2	-	-	-	-
CONNECTICUT	9	9	-	9	9	-	-	3	1
DELAWARE	1	1	-	1	1	-	-	-	-
FLORIDA	1	1	-	1	1	-	-	-	-
ILLINOIS	2	2	-	2	2	-	-	-	-
INDIANA	2	2	-	2	2	-	-	2	-
KANSAS	1	1	-	1	1	-	-	1	-
MARYLAND	3	3	-	3	3	-	-	1	-
MASSACHUSETTS	8	8	-	8	8	-	-	4	-
MICHIGAN	1	1	-	1	1	-	-	-	-
MINNESOTA	1	1	-	1	1	-	-	-	-

280

279

FALL 1991 CREDIT COURSE STUDENTS BY PERMANENT RESIDENCE  
STATE UNIVERSITY COLLEGE AT GENESE

PERMANENT RESIDENCE	ALL LEVELS		UNDERGRADUATE		GRADUATE		NEW UNDERGRADUATES		
	TOTAL	FULL-TIME	PART-TIME	TOTAL	FULL-TIME	PART-TIME	TOTAL	FULL-TIME	TOTAL
MISSISSIPPI	1	1	-	1	-	-	-	-	-
NEW JERSEY	16	16	-	15	1	-	3	3	1
NEW MEXICO	1	1	-	1	-	-	-	-	-
OHIO	4	4	-	4	-	-	1	1	-
PENNSYLVANIA	16	16	-	16	-	-	5	5	-
RHODE ISLAND	4	4	-	4	-	-	1	1	-
TEXAS	1	1	-	1	-	-	-	-	1
VIRGINIA	2	2	-	2	-	-	1	1	-
US TERRITORIES + POSS.	1	1	-	1	-	-	-	-	-
GUAM	1	1	-	1	-	-	-	-	-
FOREIGN COUNTRIES	5	5	-	5	-	-	1	1	1
FAR EAST	2	2	-	2	-	-	-	-	1
PEOPLES REPUB. OF CHINA	1	1	-	1	-	-	-	-	-
JAPAN	1	1	-	1	-	-	-	-	1
EUROPE	2	2	-	2	-	-	-	-	-
FINLAND	1	1	-	1	-	-	-	-	-
NETHERLANDS	1	1	-	1	-	-	-	-	-
CARIBBEAN	1	1	-	1	-	-	1	1	-
HAITI	1	1	-	1	-	-	1	1	-
RESIDENCE UNKNOWN	14	4	10	8	4	4	6	6	2
RESIDENCE UNSPECIFIED	14	4	10	8	4	4	6	6	2

282

281

FALL 1991 CREDIT COURSE STUDENTS BY PERMANENT RESIDENCE  
STATE UNIVERSITY COLLEGE AT NEW PALTZ

PERMANENT RESIDENCE	ALL LEVELS		UNDERGRADUATE		GRADUATE		NEW UNDERGRADUATES FIRST TIME		TRANSFERS				
	TOTAL	FULL-TIME	PART-TIME	TOTAL	FULL-TIME	PART-TIME	TOTAL	FULL-TIME	TOTAL	FULL-TIME			
ALL STUDENTS	8475	5123	3352	6619	4863	1756	1856	260	1596	737	659	1007	762
UNITED STATES	8261	4987	3274	6462	4757	1705	1799	230	1569	720	645	979	740
NEW YORK COUNTIES	8059	4803	3256	6270	4577	1693	1789	226	1563	686	611	946	708
ALBANY COUNTY	78	61	17	74	61	13	4	-	4	12	12	12	10
ALLEGANY COUNTY	1	1	-	1	1	-	-	-	-	-	-	-	-
BRONX COUNTY	258	247	11	257	247	10	1	-	1	61	59	12	12
BROOKE COUNTY	33	28	5	31	27	4	2	1	1	1	1	4	3
CATTARAUGUS COUNTY	1	1	-	1	1	-	-	-	-	-	-	-	-
CAYUGA COUNTY	1	1	-	1	1	-	-	-	-	-	-	-	1
CHAUTAUQUA COUNTY	6	6	-	6	6	-	-	-	-	1	1	-	-
CHEMUNG COUNTY	10	10	-	10	10	-	-	-	-	3	3	3	3
CHEMUNGO COUNTY	6	4	2	5	4	1	1	-	1	-	-	1	-
CLINTON COUNTY	5	4	1	5	4	-	-	-	-	1	-	2	2
COLUMBIA COUNTY	49	31	18	35	28	7	14	3	11	5	5	4	3
CORTLAND COUNTY	6	6	-	6	6	-	-	-	-	-	-	-	-
DELAWARE COUNTY	19	14	5	16	14	2	3	-	3	2	2	1	1
DUTCHESS COUNTY	1084	440	644	766	412	354	318	28	290	38	31	148	90
ERIE COUNTY	27	25	2	27	25	-	-	-	-	4	4	3	2
ESSEX COUNTY	5	4	1	5	4	-	-	-	-	2	2	-	-
FRANKLIN COUNTY	4	3	1	4	3	1	-	-	-	-	-	-	-
FULTON COUNTY	7	6	1	6	6	-	1	-	1	1	1	2	2
GENESEE COUNTY	3	3	-	3	3	-	-	-	-	1	1	1	1
GREENE COUNTY	50	28	22	41	28	13	9	-	9	5	5	9	5
HAMILTON COUNTY	2	2	-	2	2	-	-	-	-	-	-	-	-
HERKIMER COUNTY	9	6	3	6	6	-	3	-	3	1	1	1	1
JEFFERSON COUNTY	8	6	2	8	6	2	-	-	-	1	-	3	3
KINGS COUNTY	282	267	15	274	263	11	8	4	4	60	58	20	19
LEWIS COUNTY	3	3	-	3	3	-	-	-	-	1	1	-	-
LIVINGSTON COUNTY	5	5	-	5	5	-	-	-	-	2	2	1	1
MADISON COUNTY	5	5	-	5	5	-	-	-	-	-	-	-	-
MONROE COUNTY	53	52	1	51	50	1	2	2	2	9	9	7	7
MONTGOMERY COUNTY	6	5	1	5	5	-	1	-	1	-	-	1	1
NASSAU COUNTY	419	380	39	398	371	27	21	9	12	47	45	67	65
NEW YORK (MANHATTAN)	227	214	13	224	214	10	3	-	3	50	49	16	13
NIAGARA COUNTY	8	8	-	8	8	-	-	-	-	-	-	1	1
ONEIDA COUNTY	33	16	17	16	15	1	17	1	16	2	2	1	1
ONONDAGA COUNTY	52	50	2	50	49	1	2	1	1	9	9	9	9
ONTARIO COUNTY	9	8	1	9	8	1	-	-	-	-	-	2	2
ORANGE COUNTY	1165	457	708	757	427	330	408	30	378	39	33	139	85



FALL 1991 CREDIT COURSE STUDENTS BY PERMANENT RESIDENCE  
STATE UNIVERSITY COLLEGE AT NEW PALTZ

PERMANENT RESIDENCE	ALL LEVELS			UNDERGRADUATE		GRADUATE		NEW UNDERGRADUATES FIRST TIME		NEW UNDERGRADUATES TRANSFERS		
	TOTAL	FULL-TIME	PART-TIME	TOTAL	FULL-TIME	PART-TIME	TOTAL	FULL-TIME	PART-TIME	TOTAL	FULL-TIME	
												TOTAL
ORLEANS COUNTY	1	1	-	1	1	-	-	-	-	-	-	-
OSWEGO COUNTY	6	2	4	2	2	-	4	-	4	-	-	-
OTSEGO COUNTY	4	4	-	4	4	-	-	-	3	-	-	-
PUTNAM COUNTY	98	62	36	75	57	18	23	5	18	6	10	6
QUEENS COUNTY	237	224	13	230	220	10	7	4	39	39	15	13
RENSELAER COUNTY	36	33	3	34	33	1	2	-	2	5	6	6
RICHMOND (STATEN ISLAND)	106	102	4	104	100	4	2	2	-	23	9	9
ROCKLAND COUNTY	329	185	144	259	182	77	70	3	67	18	56	41
ST. LAWRENCE COUNTY	3	3	-	3	3	-	-	-	-	-	-	-
SARATOGA COUNTY	71	63	8	67	61	6	4	2	2	6	11	11
SCHENECTADY COUNTY	48	47	1	46	46	1	2	1	1	7	13	13
SCHOHARIE COUNTY	7	7	-	7	7	-	-	-	-	2	-	-
SCHUYLER COUNTY	1	1	-	1	1	-	-	-	-	-	-	-
SENECA COUNTY	2	1	1	2	1	1	-	-	-	-	-	-
STEBEN COUNTY	2	-	-	2	2	-	-	-	-	-	-	-
SUFFOLK COUNTY	467	437	30	453	433	20	14	4	10	47	79	78
SULLIVAN COUNTY	167	74	93	96	65	31	71	9	62	4	15	9
TIOGA COUNTY	14	12	2	13	12	1	1	-	1	2	1	1
TOMPKINS COUNTY	10	9	1	10	9	1	-	-	-	2	-	-
* ULSTER COUNTY	1431	630	801	1071	592	479	360	38	322	81	178	108
WARREN COUNTY	19	17	2	19	17	2	-	-	-	3	3	3
WASHINGTON COUNTY	10	9	1	8	8	-	2	1	1	1	3	3
WAYNE COUNTY	8	8	-	8	8	-	-	-	-	2	3	3
WESTCHESTER COUNTY	333	265	68	286	259	27	47	6	41	43	49	46
WYOMING COUNTY	4	4	-	3	3	-	1	1	-	-	-	-
YATES COUNTY	2	2	-	2	2	-	-	-	-	-	-	-
COUNTY UNKNOWN	704	192	512	343	121	222	361	71	290	35	23	14
REST OF THE UNITED STATES	201	183	18	191	179	12	10	4	6	33	33	32
CALIFORNIA	2	2	-	2	2	-	-	-	-	-	1	1
CONNECTICUT	36	32	4	34	31	3	2	1	1	7	7	6
FLORIDA	5	4	1	5	4	1	-	-	-	-	3	3
GEORGIA	1	1	-	1	1	-	-	-	-	1	-	-
MAINE	2	1	1	2	1	1	-	-	-	-	-	-
MARYLAND	5	5	-	4	4	-	1	1	-	-	1	1
MASSACHUSETTS	6	6	-	6	6	-	-	-	-	-	-	-
MICHIGAN	1	1	-	1	1	-	-	-	-	1	-	-
NEW HAMPSHIRE	1	-	1	1	-	1	-	-	-	-	-	-
NEW JERSEY	120	112	8	118	112	6	2	2	2	19	16	16
NORTH CAROLINA	1	1	-	-	-	-	1	1	-	-	-	-
PENNSYLVANIA	9	7	2	7	7	-	2	-	2	3	2	2

\* - INDICATES LOCATION OF INSTITUTION

FALL 1991 CREDIT COURSE STUDENTS BY PERMANENT RESIDENCE  
STATE UNIVERSITY COLLEGE AT NEW PALTZ

PERMANENT RESIDENCE	ALL LEVELS		UNDERGRADUATE		GRADUATE		NEW UNDERGRADUATES FIRST TIME		TRANSFERS	
	TOTAL	FULL-TIME	TOTAL	FULL-TIME	TOTAL	FULL-TIME	TOTAL	FULL-TIME	TOTAL	FULL-TIME
		PART-TIME		PART-TIME		PART-TIME		PART-TIME		PART-TIME
RHODE ISLAND	4	4	3	3	1	1	-	-	1	1
SOUTH CAROLINA	2	2	2	2	-	-	-	-	-	-
TEXAS	1	1	-	-	1	1	-	-	-	-
VERMONT	3	3	3	3	-	-	-	-	1	1
VIRGINIA	2	2	2	2	-	-	-	-	1	1
US TERRITORIES + POSS.	1	1	1	1	-	-	-	-	1	1
PUERTO RICO	1	1	1	1	-	-	-	-	1	1
FOREIGN COUNTRIES	214	136	157	106	57	30	27	17	14	28
FAR EAST	137	98	89	71	48	27	21	10	8	19
BANGLADESH	3	2	3	2	-	-	-	1	-	-
KAMPUCHEA	1	1	1	1	-	-	-	-	-	-
PEOPLES REPUB. OF CHINA	26	13	15	9	11	4	7	-	-	4
REPUBLIC OF CHINA	32	22	5	3	27	19	8	1	1	2
HONG KONG	8	7	1	1	-	-	-	1	1	-
INDIA	6	2	2	2	4	-	4	-	-	-
INDONESIA	1	-	-	-	1	-	1	-	-	-
JAPAN	38	35	38	35	2	2	-	4	3	9
PEOPLES REPUB. OF KOREA	7	7	5	5	-	-	-	1	1	3
REPUBLIC OF KOREA	6	5	4	3	2	2	-	1	1	-
REPUBLIC OF KOREA	8	3	7	3	1	1	-	1	1	1
MALAYSIA	1	1	1	1	-	-	-	-	-	-
SINGAPORE	1	1	1	1	-	-	-	-	-	-
NEAR AND MIDDLE EAST	20	16	19	16	3	1	1	3	2	4
CYPRUS	3	3	3	3	-	-	-	1	1	-
IRAN	3	3	3	3	-	-	-	1	1	-
ISRAEL	1	1	1	1	-	-	-	-	-	-
JORDAN	1	1	1	1	-	-	-	-	-	-
LEBANON	1	1	1	1	-	-	-	-	-	-
PAKISTAN	9	6	8	6	2	1	1	1	-	2
TURKEY	2	2	2	2	-	-	-	-	-	1
EUROPE	42	12	37	11	26	5	4	3	3	4
AUSTRIA	1	1	-	-	1	1	-	-	-	-
BULGARIA	1	1	1	1	-	-	-	-	-	1
FRANCE	2	1	2	1	-	-	-	-	-	1
FEDERAL REP. OF GERMANY	1	1	1	1	-	-	-	-	-	-
GREECE	6	5	6	5	1	1	-	2	2	1
SPAIN	4	1	1	1	-	-	-	1	1	-

287

283

FALL 1991 CREDIT COURSE STUDENTS BY PERMANENT RESIDENCE  
STATE UNIVERSITY COLLEGE AT NEW PALTZ

PERMANENT RESIDENCE	ALL LEVELS			UNDERGRADUATE			GRADUATE			NEW UNDERGRADUATES FIRST TIME TRANSFERS		
	TOTAL	FULL-TIME	PART-TIME	TOTAL	FULL-TIME	PART-TIME	TOTAL	FULL-TIME	PART-TIME	TOTAL	FULL-TIME	TOTAL
SWEDEN	1	1	-	1	1	-	-	-	-	-	-	1
SOVIET SOCIALIST REPUB.	1	1	-	1	1	-	-	-	-	-	-	-
UNITED KINGDOM	25	1	24	24	1	23	1	-	-	-	-	-
CARIBBEAN	2	2	-	2	2	-	-	-	-	-	-	1
BRITISH VIRGIN ISLANDS	1	1	-	1	1	-	-	-	-	-	-	-
GRENADA	1	1	-	1	1	-	-	-	-	-	-	1
AFRICA	3	2	1	3	2	1	-	-	-	1	-	-
KENYA	1	1	-	1	1	-	-	-	-	-	-	-
MADAGASCAR	1	-	1	1	-	1	-	-	-	-	-	-
SOUTH AFRICA	1	1	-	1	1	-	-	-	-	1	-	-
CENTRAL AMERICA	2	-	2	1	-	1	1	-	-	-	-	-
HONDURAS	2	-	2	1	-	1	1	-	-	1	-	-
SOUTH AMERICA	1	-	1	1	-	1	-	-	-	-	-	-
VENEZUELA	1	-	1	1	-	1	-	-	-	-	-	-
NORTH AMERICA	4	4	-	2	2	-	2	2	-	-	-	-
BERMUDA	1	1	-	1	1	-	-	-	-	-	-	-
CANADA	3	3	-	1	1	-	2	2	-	-	-	-
FOREIGN RESIDENCE UNKNOWN	3	2	1	3	2	1	-	-	-	-	-	-
FOREIGN COUNTRY UNKNOWN	3	2	1	3	2	1	-	-	-	-	-	-





FALL 1991 CREDIT COURSE STUDENTS BY PERMANENT RESIDENCE  
STATE UNIVERSITY COLLEGE AT OLD WESTBURY

PERMANENT RESIDENCE	ALL LEVELS			UNDERGRADUATE			GRADUATE			NEW UNDERGRADUATES FIRST TIME TRANSFERS			
	TOTAL	FULL-TIME	PART-TIME	TOTAL	FULL-TIME	PART-TIME	TOTAL	FULL-TIME	PART-TIME	TOTAL	FULL-TIME	TOTAL	
													4194
ALL STUDENTS	4194	2992	1202	4194	2992	1202	-	-	-	386	354	780	515
UNITED STATES	4109	2916	1193	4109	2916	1193	-	-	-	372	342	767	503
NEW YORK COUNTIES	4098	2905	1193	4098	2905	1193	-	-	-	369	339	763	499
ALBANY COUNTY	4	4	-	4	4	-	-	-	-	-	-	1	1
BRONX COUNTY	187	177	10	187	177	10	-	-	-	43	42	9	8
BROOME COUNTY	1	1	-	1	1	-	-	-	-	-	-	1	1
CLINTON COUNTY	1	1	-	1	1	-	-	-	-	1	1	-	-
COLUMBIA COUNTY	1	-	1	1	-	1	-	-	-	-	-	-	-
DELAWARE COUNTY	1	1	-	1	1	-	-	-	-	-	-	1	1
DUTCHESS COUNTY	7	7	-	7	7	-	-	-	-	2	2	2	2
ERIE COUNTY	5	5	-	5	5	-	-	-	-	2	2	1	1
FULTON COUNTY	1	1	-	1	1	-	-	-	-	-	-	1	1
GREENE COUNTY	2	1	1	2	1	1	-	-	-	-	-	1	-
KINGS COUNTY	242	228	14	242	228	14	-	-	-	37	37	24	19
MONROE COUNTY	3	3	-	3	3	-	-	-	-	-	-	2	2
* NASSAU COUNTY	1983	1230	753	1983	1230	753	-	-	-	101	83	408	244
NEW YORK (MANHATTAN)	169	157	12	169	157	12	-	-	-	35	35	11	10
ONEIDA COUNTY	1	1	-	1	1	-	-	-	-	-	-	-	-
ONONDAGA COUNTY	4	4	-	4	4	-	-	-	-	1	1	3	3
ORANGE COUNTY	3	3	-	3	3	-	-	-	-	2	2	1	1
PUTNAM COUNTY	1	1	-	1	1	-	-	-	-	-	-	-	-
QUEENS COUNTY	399	337	62	399	337	62	-	-	-	63	61	53	42
RENSSELAER COUNTY	1	-	1	1	-	1	-	-	-	-	-	-	-
RICHMOND (STATEN ISLAND)	14	14	-	14	14	-	-	-	-	1	1	-	-
ROCKLAND COUNTY	9	9	-	9	9	-	-	-	-	2	2	1	1
ST. LAWRENCE COUNTY	1	1	-	1	1	-	-	-	-	-	-	-	-
SARATOGA COUNTY	1	1	-	1	1	-	-	-	-	1	1	-	-
SENECA COUNTY	1	1	-	1	1	-	-	-	-	-	-	1	1
STEUBEN COUNTY	1	1	-	1	1	-	-	-	-	-	-	-	-
SUFFOLK COUNTY	996	659	337	996	659	337	-	-	-	68	59	231	150
SULLIVAN COUNTY	4	4	-	4	4	-	-	-	-	-	-	1	1
TIOGA COUNTY	2	2	-	2	2	-	-	-	-	-	-	2	2
ULSTER COUNTY	2	2	-	2	2	-	-	-	-	-	-	-	-
WARREN COUNTY	2	2	-	2	2	-	-	-	-	-	-	1	1
WESTCHESTER COUNTY	49	47	2	49	47	2	-	-	-	10	10	8	8
REST OF THE UNITED STATES	10	10	-	10	10	-	-	-	-	3	3	3	3

\* - INDICATES LOCATION OF INSTITUTION

FALL 1991 CREDIT COURSE STUDENTS BY PERMANENT RESIDENCE  
STATE UNIVERSITY COLLEGE AT OLD WESTBURY

PERMANENT RESIDENCE	ALL LEVELS			UNDERGRADUATE			GRADUATE			NEW UNDERGRADUATES TRANSFERS		
	TOTAL	FULL-TIME	PART-TIME	TOTAL	FULL-TIME	PART-TIME	TOTAL	FULL-TIME	PART-TIME	TOTAL	FULL-TIME	PART-TIME
CONNECTICUT	1	1	-	1	1	-	-	-	-	-	-	-
FLORIDA	2	2	-	2	2	-	-	-	-	-	-	-
GEORGIA	1	1	-	1	1	-	-	-	-	-	-	-
NEW JERSEY	2	2	-	2	2	-	-	-	-	-	-	-
NORTH CAROLINA	1	1	-	1	1	-	-	-	-	-	-	-
PENNSYLVANIA	1	1	-	1	1	-	-	-	-	-	-	-
VERMONT	1	1	-	1	1	-	-	-	-	-	-	-
VIRGINIA	1	1	-	1	1	-	-	-	-	-	-	-
US TERRITORIES + POSS.	1	1	-	1	1	-	-	-	-	-	-	-
VIRGIN ISLANDS	1	1	-	1	1	-	-	-	-	-	-	-
FOREIGN COUNTRIES	85	76	9	85	76	9	-	-	-	14	12	13
FAR EAST	43	42	1	43	42	1	-	-	-	7	7	9
BANGLADESH	2	2	-	2	2	-	-	-	-	1	1	1
BURMA	1	1	-	1	1	-	-	-	-	-	-	-
REPUBLIC OF CHINA	5	5	-	5	5	-	-	-	-	-	-	1
HONG KONG	4	4	-	4	4	-	-	-	-	-	-	3
INDIA	4	4	-	4	4	-	-	-	-	-	-	-
INDONESIA	2	2	-	2	2	-	-	-	-	-	-	-
JAPAN	7	6	1	7	6	1	-	-	-	2	2	-
PEOPLES REPUB. OF KOREA	9	9	-	9	9	-	-	-	-	3	3	2
REPUBLIC OF KOREA	5	5	-	5	5	-	-	-	-	1	1	1
MALAYSIA	2	2	-	2	2	-	-	-	-	-	-	-
SRI LANKA	2	2	-	2	2	-	-	-	-	-	-	-
NEAR AND MIDDLE EAST	14	11	3	14	11	3	-	-	-	2	-	1
CYPRUS	1	1	-	1	1	-	-	-	-	-	-	-
IRAN	7	4	3	7	4	3	-	-	-	2	-	1
ISRAEL	4	4	-	4	4	-	-	-	-	-	-	-
JORDAN	2	2	-	2	2	-	-	-	-	-	-	-
EUROPE	7	7	-	7	7	-	-	-	-	2	2	3
SOVIET SOCIALIST REPUB.	1	1	-	1	1	-	-	-	-	1	1	-
UNITED KINGDOM	6	6	-	6	6	-	-	-	-	1	1	3
CARIBBEAN	7	6	1	7	6	1	-	-	-	-	-	-
ANTIGUA	1	1	-	1	1	-	-	-	-	-	-	-
JAMAICA	6	5	1	6	5	1	-	-	-	-	-	-

FALL 1991 CREDIT COURSE STUDENTS BY PERMANENT RESIDENCE  
STATE UNIVERSITY COLLEGE AT OLD WESTBURY

PERMANENT RESIDENCE	ALL LEVELS		UNDERGRADUATE		GRADUATE		NEW UNDERGRADUATES FIRST TIME		TRANSFERS
	TOTAL	FULL-TIME	PART-TIME	TOTAL	FULL-TIME	PART-TIME	TOTAL	FULL-TIME	
AFRICA	13	9	4	13	9	4	3	3	-
EGYPT	4	2	2	4	2	2	1	1	-
ETHIOPIA	1	-	1	1	-	1	-	-	-
GUINEA	1	1	-	1	1	-	-	-	-
NIGERIA	7	6	1	7	6	1	2	2	-
CENTRAL AMERICA	1	1	-	1	1	-	-	-	-
BELIZE	1	1	-	1	1	-	-	-	-

290

290



FALL 1991 CREDIT COURSE STUDENTS BY PERMANENT RESIDENCE  
STATE UNIVERSITY COLLEGE AT ONEONTA

PERMANENT RESIDENCE	ALL LEVELS			UNDERGRADUATE			GRADUATE			NEW UNDERGRADUATES FIRST TIME TRANSFERS			
	TOTAL	FULL-TIME	PART-TIME	TOTAL	FULL-TIME	PART-TIME	TOTAL	FULL-TIME	PART-TIME	TOTAL	FULL-TIME	TOTAL	
													6018
ALL STUDENTS	6018	5078	940	5471	4971	500	547	107	440	1126	904	663	617
UNITED STATES	5981	5045	936	5437	4941	496	544	104	440	1113	894	654	609
NEW YORK COUNTIES	5900	4974	926	5359	4872	487	541	102	439	1092	875	646	604
ALBANY COUNTY	139	132	7	133	130	3	6	2	4	30	30	20	20
ALLEGANY COUNTY	1	1	-	1	1	-	-	-	-	-	-	-	-
BRONX COUNTY	70	67	3	70	67	3	-	-	-	19	19	5	5
BROOME COUNTY	178	140	38	146	133	13	32	7	25	25	25	41	34
CATTARAUGUS COUNTY	2	2	-	2	2	-	-	-	-	-	-	1	1
CAYUGA COUNTY	12	12	-	11	11	-	1	1	-	1	1	3	3
CHAUTAUQUA COUNTY	3	2	1	3	2	1	-	-	-	1	1	1	1
CHEMUNG COUNTY	13	13	-	13	13	-	-	-	-	2	2	3	3
CHENANGO COUNTY	142	85	57	101	83	18	41	2	39	26	16	24	22
CLINTON COUNTY	3	3	-	3	3	-	-	-	-	-	-	-	-
COLUMBIA COUNTY	32	31	1	31	31	-	1	1	1	5	5	3	3
CORTLAND COUNTY	21	19	2	18	17	1	3	2	1	5	4	4	4
DELAWARE COUNTY	257	137	120	178	130	48	79	7	72	42	15	31	27
DUTCHESS COUNTY	113	108	5	111	106	5	2	2	-	25	22	14	14
ERIE COUNTY	17	17	-	17	17	-	-	-	-	4	4	-	-
ESSEX COUNTY	3	3	-	3	3	-	-	-	-	1	1	-	-
FULTON COUNTY	67	51	16	50	49	1	17	2	15	7	7	11	10
GENESEE COUNTY	1	-	1	-	-	-	1	-	1	-	-	-	-
GREENE COUNTY	35	28	7	28	27	1	7	1	6	4	4	3	3
HAMILTON COUNTY	1	1	-	1	1	-	-	-	-	-	-	-	-
HERKIMER COUNTY	81	49	32	50	47	3	31	2	29	4	2	14	14
JEFFERSON COUNTY	9	9	-	9	9	-	-	-	-	2	2	2	2
KINGS COUNTY	212	204	8	211	203	8	1	1	1	45	43	16	14
LEWIS COUNTY	1	1	-	1	1	-	-	-	-	1	1	-	-
LIVINGSTON COUNTY	3	3	-	3	3	-	-	-	-	1	1	-	-
MADISON COUNTY	32	25	7	25	24	1	7	1	6	7	6	4	4
MONROE COUNTY	44	43	1	44	43	1	-	-	-	7	7	7	7
MONTGOMERY COUNTY	50	39	11	44	39	5	6	6	6	6	9	9	8
NASSAU COUNTY	760	720	40	756	718	38	4	2	2	124	117	80	77
NEW YORK (MANHATTAN)	65	62	3	65	62	3	3	-	-	23	22	2	1
NIAGARA COUNTY	6	5	1	6	5	1	-	-	-	1	1	-	-
ONEIDA COUNTY	101	86	15	86	82	4	15	4	11	14	12	14	14
ONONDAGA COUNTY	49	48	1	47	46	1	2	2	-	8	8	8	8
ONTARIO COUNTY	12	11	1	12	11	1	-	-	-	1	1	3	3
ORANGE COUNTY	108	106	2	108	106	2	-	-	-	21	21	19	19
ORLEANS COUNTY	1	1	-	1	1	-	-	-	-	-	-	1	1

FALL 1991 CREDIT COURSE STUDENTS BY PERMANENT RESIDENCE  
STATE UNIVERSITY COLLEGE AT ONEONTA

PERMANENT RESIDENCE	ALL LEVELS			UNDERGRADUATE			GRADUATE			NEW UNDERGRADUATES TRANSFERS		
	TOTAL	FULL-TIME	PART-TIME	TOTAL	FULL-TIME	PART-TIME	TOTAL	FULL-TIME	PART-TIME	TOTAL	FULL-TIME	TOTAL
OSWEGO COUNTY	11	10	1	11	10	1	1	-	-	-	3	2
* OTSEGO COUNTY	791	423	368	585	379	206	185	44	162	206	59	71
PUTNAM COUNTY	84	81	3	84	81	3	84	-	-	20	19	10
QUEENS COUNTY	255	243	12	255	243	12	255	-	-	56	55	13
RENSSELAER COUNTY	67	61	6	66	61	5	66	-	1	12	12	9
RICHMOND (STATEN ISLAND)	151	146	5	151	146	5	151	-	-	36	34	7
ROCKLAND COUNTY	252	240	12	249	239	10	249	3	2	37	37	17
ST. LAWRENCE COUNTY	5	5	-	5	5	-	5	-	-	1	1	-
SARATOGA COUNTY	115	104	11	109	102	7	109	6	4	21	18	15
SCHENECTADY COUNTY	77	67	10	70	66	4	70	7	1	15	15	8
SCHOHARIE COUNTY	98	50	48	66	46	20	66	32	4	19	6	14
SCHUYLER COUNTY	2	2	-	2	2	-	2	-	-	-	-	-
SENECA COUNTY	6	6	-	6	6	-	6	-	-	2	2	2
STEBEN COUNTY	10	9	1	10	9	1	10	-	-	1	1	1
SUFFOLK COUNTY	792	758	34	790	758	32	790	2	2	131	124	66
SULLIVAN COUNTY	74	64	10	63	60	3	63	11	4	10	9	9
TIOGA COUNTY	27	22	5	24	22	2	24	3	3	6	6	5
TOMPKINS COUNTY	18	18	-	18	18	-	18	-	-	4	4	4
ULSTER COUNTY	61	57	4	56	55	1	56	5	2	10	10	8
WARREN COUNTY	28	25	3	27	25	2	27	1	1	4	3	3
WASHINGTON COUNTY	15	15	-	15	15	-	15	-	-	2	2	5
WAYNE COUNTY	7	7	-	7	7	-	7	-	-	3	3	3
WESTCHESTER COUNTY	291	280	11	288	278	10	288	3	2	50	48	23
YATES COUNTY	5	5	-	5	5	-	5	-	-	-	-	-
COUNTY UNKNOWN	14	12	2	12	11	1	12	2	1	1	1	1
* - INDICATES LOCATION OF INSTITUTION												
REST OF THE UNITED STATES	81	71	10	78	69	9	78	3	2	21	19	8
CALIFORNIA	2	-	2	2	-	2	2	-	-	-	-	1
CONNECTICUT	9	8	1	9	8	1	9	-	-	3	3	2
DELAWARE	3	3	-	3	3	-	3	-	-	1	1	-
FLORIDA	2	2	-	2	2	-	2	-	-	-	-	-
ILLINOIS	1	1	-	1	1	-	1	-	-	-	-	-
MARYLAND	1	1	-	1	1	-	1	-	-	-	-	-
MASSACHUSETTS	6	5	1	6	5	1	6	-	-	2	2	2
MINNESOTA	1	1	-	1	-	-	1	1	1	-	-	-
NEW HAMPSHIRE	2	2	-	2	2	-	2	-	-	1	1	-
NEW JERSEY	45	41	4	45	41	4	45	-	-	10	8	3
NORTH CAROLINA	1	-	1	1	-	1	1	-	-	-	-	-
OHIO	1	1	-	1	1	-	1	-	-	1	1	-
PENNSYLVANIA	4	3	1	2	2	-	2	2	1	1	1	-

FALL 1991 CREDIT COURSE STUDENTS BY PERMANENT RESIDENCE  
STATE UNIVERSITY COLLEGE AT ONEONTA

PERMANENT RESIDENCE	ALL LEVELS		UNDERGRADUATE		GRADUATE		NEW UNDERGRADUATES FIRST TIME		TOTAL	FULL-TIME	PART-TIME	TOTAL	FULL-TIME	PART-TIME	TOTAL
	TOTAL	FULL-TIME	PART-TIME	TOTAL	FULL-TIME	PART-TIME	TOTAL	FULL-TIME							
RHODE ISLAND	1	1	-	1	-	-	-	-	-	-	-	-	-	-	-
VIRGINIA	2	2	-	2	-	-	-	-	2	-	-	2	-	-	-
FOREIGN COUNTRIES	36	32	4	33	29	4	3	3	13	10	-	9	8	-	8
FAR EAST	18	15	3	18	15	3	-	-	4	2	-	7	6	-	6
PEOPLES REPUB. OF CHINA	1	1	-	1	1	-	-	-	-	-	-	1	1	-	1
HONG KONG	1	1	-	1	1	-	-	-	-	-	-	-	-	-	-
INDIA	1	1	-	1	1	-	-	-	-	-	-	1	1	-	1
JAPAN	12	10	2	12	10	2	-	-	3	1	-	4	4	-	4
REPUBLIC OF KOREA	1	-	1	1	-	1	-	-	-	-	-	-	-	-	-
MALAYSIA	1	1	-	1	1	-	-	-	1	1	-	-	-	-	-
SINGAPORE	1	1	-	1	1	-	-	-	-	-	-	-	-	-	-
EUROPE	13	13	-	10	10	-	3	3	6	6	-	2	2	-	2
FINLAND	1	1	-	1	1	-	-	-	-	-	-	1	1	-	1
FEDERAL REP. OF GERMANY	3	3	-	-	-	-	3	3	-	-	-	-	-	-	-
IRELAND	1	1	-	1	1	-	-	-	1	1	-	-	-	-	-
SWEDEN	1	1	-	1	1	-	-	-	-	-	-	1	1	-	1
SOVIET SOCIALIST REPUB.	1	1	-	1	1	-	-	-	-	-	-	-	-	-	-
UNITED KINGDOM	6	6	-	6	6	-	-	-	5	5	-	-	-	-	-
AFRICA	4	3	1	4	3	1	-	-	2	1	-	-	-	-	-
KENYA	1	1	-	1	1	-	-	-	-	-	-	-	-	-	-
MOROCCO	1	1	-	1	1	-	-	-	1	1	-	-	-	-	-
SOUTH AFRICA	1	1	-	1	1	-	-	-	-	-	-	-	-	-	-
ZIMBABWE	1	-	1	1	-	1	-	-	1	-	-	-	-	-	-
NORTH AMERICA	1	1	-	1	1	-	-	-	1	1	-	-	-	-	-
CANADA	1	1	-	1	1	-	-	-	1	1	-	-	-	-	-
RESIDENCE UNKNOWN	1	1	-	1	1	-	-	-	-	-	-	-	-	-	-
RESIDENCE UNSPECIFIED	1	1	-	1	1	-	-	-	-	-	-	-	-	-	-

FALL 1991 CREDIT COURSE STUDENTS BY PERMANENT RESIDENCE  
STATE UNIVERSITY COLLEGE AT OSWEGO

PERMANENT RESIDENCE	ALL LEVELS		UNDERGRADUATE		GRADUATE		NEW UNDERGRADUATES FIRST TIME		TOTAL		
	TOTAL	FULL-TIME	TOTAL	FULL-TIME	TOTAL	FULL-TIME	TOTAL	FULL-TIME			
ALL STUDENTS	8750	6785	1965	1005	1129	169	960	1555	1356	717	596
UNITED STATES	8703	6742	1961	1004	1119	162	957	1540	1341	711	590
NEW YORK COUNTIES	8652	6653	1959	1002	1117	160	957	1527	1328	705	584
ALBANY COUNTY	161	146	15	15	2	2	-	38	37	12	10
ALLEGANY COUNTY	14	8	6	8	-	-	-	2	1	6	3
BRONX COUNTY	83	82	1	82	-	-	-	28	28	3	3
BROOME COUNTY	157	142	15	142	1	-	1	27	23	21	20
CATTARAUGUS COUNTY	13	10	3	10	-	-	-	2	1	1	-
CAYUGA COUNTY	235	152	83	145	57	7	50	28	21	25	22
CHAUTAUQUA COUNTY	28	28	-	28	-	-	-	8	8	7	7
CHEMUNG COUNTY	46	36	10	35	1	1	-	10	8	7	5
CHENANGO COUNTY	28	24	4	26	2	2	2	8	8	4	4
CLINTON COUNTY	26	14	12	14	-	-	-	2	1	2	2
COLUMBIA COUNTY	24	21	3	24	-	-	-	2	2	2	2
CORTLAND COUNTY	65	59	6	59	3	3	3	10	10	2	2
DELAWARE COUNTY	24	20	4	24	-	-	-	4	4	3	2
DUTCHESS COUNTY	92	82	10	90	2	2	2	13	12	13	12
ERIE COUNTY	214	208	6	209	5	2	3	45	45	7	7
ESSEX COUNTY	1	-	1	-	-	-	-	-	-	-	-
FRANKLIN COUNTY	40	33	7	33	-	-	-	10	9	5	5
FULTON COUNTY	27	22	5	22	1	1	1	4	4	1	-
GENESEE COUNTY	33	30	3	30	-	-	-	11	10	2	2
GREENE COUNTY	16	11	5	11	-	-	-	4	2	4	3
HAMILTON COUNTY	3	3	-	3	-	-	-	-	-	-	-
HERKIMER COUNTY	47	39	8	42	5	1	4	5	4	9	8
JEFFERSON COUNTY	276	150	126	194	82	11	71	34	20	47	28
KINGS COUNTY	136	136	-	134	2	2	-	37	37	3	3
LEWIS COUNTY	59	38	21	45	14	2	12	11	9	9	7
LIVINGSTON COUNTY	45	37	8	41	4	4	4	7	7	4	4
MADISON COUNTY	91	72	19	76	15	4	11	7	7	10	9
MONROE COUNTY	592	528	64	520	27	8	19	114	106	44	38
MONTGOMERY COUNTY	33	23	10	32	1	1	1	4	4	3	2
NASSAU COUNTY	301	296	5	294	2	2	-	53	53	13	13
NEW YORK (MANHATTAN)	74	74	-	72	2	2	-	28	28	2	2
NIAGARA COUNTY	61	57	4	57	-	-	-	14	13	3	3
ONEIDA COUNTY	277	221	56	239	38	8	30	38	33	38	36
ONONDAGA COUNTY	1415	859	556	958	457	47	410	168	143	98	78
ONTARIO COUNTY	97	80	17	87	10	3	7	16	14	14	12
ORANGE COUNTY	118	101	17	115	3	2	1	26	25	10	9

304

305



FALL 1991 CREDIT COURSE STUDENTS BY PERMANENT RESIDENCE  
STATE UNIVERSITY COLLEGE AT OSWEGO

PERMANENT RESIDENCE	ALL LEVELS			UNDERGRADUATE			GRADUATE			NEW UNDERGRADUATES FIRST TIME TRANSFERS			
	TOTAL	FULL-TIME	PART-TIME	TOTAL	FULL-TIME	PART-TIME	TOTAL	FULL-TIME	PART-TIME	TOTAL	FULL-TIME	TOTAL	FULL-TIME
DRLEANS COUNTY	28	26	2	28	26	2	-	-	-	8	7	1	1
* OSWEGO COUNTY	1461	820	641	1153	784	369	308	36	272	241	151	94	64
DTSEGD COUNTY	16	13	3	16	13	3	-	-	-	5	3	1	1
PUTNAM COUNTY	61	59	2	60	59	1	1	1	1	13	13	1	1
QUEENS COUNTY	105	103	2	103	102	1	2	1	1	34	34	3	3
RENSSELAER COUNTY	58	50	8	56	50	6	2	-	2	11	10	8	6
RICHMOND (STATEN ISLAND)	52	49	3	51	49	2	1	-	1	11	11	3	3
ROCKLAND COUNTY	187	183	4	187	183	4	-	-	-	29	29	9	9
ST. LAWRENCE COUNTY	121	89	32	117	89	28	4	-	4	24	21	13	9
SARATOGA COUNTY	145	133	12	143	133	10	2	-	2	40	36	14	13
SCHENECTADY COUNTY	87	78	9	87	78	9	-	-	-	14	14	7	5
SCHOHARIE COUNTY	8	8	-	8	8	-	-	-	-	-	-	3	3
SCHUYLER COUNTY	7	6	1	6	6	-	1	-	1	-	-	3	3
SENECA COUNTY	41	35	6	36	33	3	5	2	3	5	5	4	4
STEBEN COUNTY	40	32	8	40	32	8	-	-	-	2	1	10	9
SUFFOLK COUNTY	631	626	5	628	623	5	3	3	-	155	155	40	39
SULLIVAN COUNTY	35	30	5	33	29	4	2	1	1	6	6	8	7
TIIOGA COUNTY	29	25	4	29	25	4	-	-	-	5	4	5	5
TOMPKINS COUNTY	44	34	10	39	34	5	5	-	5	8	8	4	4
ULSTER COUNTY	63	47	16	62	46	16	1	1	-	11	5	8	7
WARREN COUNTY	24	22	2	24	22	2	-	-	-	3	2	1	1
WASHINGTON COUNTY	29	15	14	29	15	14	-	-	-	9	3	1	-
WAYNE COUNTY	180	137	43	141	126	15	39	11	28	16	14	19	16
WESTCHESTER COUNTY	197	191	6	194	191	3	3	-	3	57	57	7	6
WYOMING COUNTY	9	9	-	9	9	-	-	-	-	1	1	1	1
YATES COUNTY	17	13	4	17	13	4	-	-	-	1	1	3	2
COUNTY UNKNOWN	25	18	7	23	17	6	2	1	1	-	-	-	-
* - INDICATES LOCATION OF INSTITUTION													
REST OF THE UNITED STATES	50	48	2	49	47	2	1	1	-	13	13	6	6
CALIFDRNIA	1	1	-	1	1	-	-	-	-	-	-	-	-
CONNECTICUT	9	9	-	9	9	-	-	-	-	4	4	2	2
FLORIDA	3	3	-	3	3	-	-	-	-	1	1	1	1
GEORGIA	1	1	-	1	1	-	-	-	-	-	-	-	-
ILLINOIS	1	1	-	1	1	-	-	-	-	-	-	-	-
MAINE	1	1	-	1	1	-	-	-	-	-	-	-	-
MARYLAND	1	1	-	1	1	-	-	-	-	-	-	-	-
MASSACHUSETTS	7	7	-	7	7	-	-	-	-	-	-	2	2
MINNESOTA	1	1	-	1	1	-	-	-	-	-	-	1	1
NEW JERSEY	13	13	-	13	13	-	-	-	-	5	5	-	-
NORTH CAROLINA	1	1	-	1	1	-	-	-	-	1	1	-	-
OHIO	1	1	-	1	1	-	-	-	-	-	-	-	-



FALL 1991 CREDIT COURSE STUDENTS BY PERMANENT RESIDENCE  
STATE UNIVERSITY COLLEGE AT OSWEGO

PERMANENT RESIDENCE	ALL LEVELS		UNDERGRADUATE		GRADUATE		NEW UNDERGRADUATES FIRST TIME		TRANSFERS
	TOTAL	FULL-TIME	PART-TIME	TOTAL	FULL-TIME	PART-TIME	TOTAL	FULL-TIME	
PENNSYLVANIA	7	5	2	6	4	2	1	1	-
VERMONT	1	1	-	1	1	-	-	1	-
WISCONSIN	2	2	-	2	2	-	-	-	-
US TERRITORIES + POSS.	1	1	-	-	-	-	1	-	-
PUERTO RICO	1	1	-	-	-	-	1	-	-
FOREIGN COUNTRIES	47	43	4	37	36	1	10	15	6
FAR EAST	6	5	1	1	1	-	5	4	-
PEOPLES REPUB. OF CHINA	3	3	-	-	-	-	3	-	-
REPUBLIC OF CHINA	2	1	1	-	-	-	2	1	-
INDIA	1	1	-	1	1	-	-	-	-
EUROPE	3	3	-	3	3	-	-	-	1
SWEDEN	1	1	-	1	1	-	-	-	1
UNITED KINGDOM	2	2	-	2	2	-	-	-	-
NORTH AMERICA	1	1	-	1	1	-	-	-	1
CANADA	1	1	-	1	1	-	-	-	1
FOREIGN RESIDENCE UNKNOWN	37	34	3	32	31	1	5	15	4
FOREIGN COUNTRY UNKNOWN	37	34	3	32	31	1	5	15	4

307

308



FALL 1991 CREDIT COURSE STUDENTS BY PERMANENT RESIDENCE  
STATE UNIVERSITY COLLEGE AT PLATTSBURGH

PERMANENT RESIDENCE	ALL LEVELS		UNDERGRADUATE		GRADUATE		NEW UNDERGRADUATES FIRST TIME		NEW UNDERGRADUATES TRANSFERS				
	TOTAL	FULL-TIME	PART-TIME	TOTAL	FULL-TIME	PART-TIME	TOTAL	FULL-TIME	TOTAL	FULL-TIME			
ALL STUDENTS	6328	5185	1143	5513	5008	505	815	177	638	871	842	830	693
UNITED STATES	6255	5117	1138	5450	4947	503	805	170	635	869	840	804	667
NEW YORK COUNTIES	6165	5029	1136	5362	4860	502	803	169	634	854	825	794	657
ALBANY COUNTY	219	206	13	208	202	6	11	4	7	45	45	31	31
ALLEGANY COUNTY	2	2	-	2	2	-	-	-	-	-	-	-	-
BRONX COUNTY	35	33	2	34	32	2	1	1	-	7	7	3	2
BROOME COUNTY	45	44	1	45	44	1	-	-	-	7	7	7	7
CATTARAUGUS COUNTY	1	1	-	1	1	-	-	-	-	-	-	-	-
CAYUGA COUNTY	16	15	1	16	15	1	-	-	-	4	4	-	-
CHAUTAUQUA COUNTY	4	4	-	3	3	-	1	1	-	2	2	-	-
CHEMUNG COUNTY	4	4	-	4	4	-	-	-	-	-	-	1	1
CHENANGO COUNTY	16	16	-	15	15	-	1	1	-	1	1	4	4
* CLINTON COUNTY	1382	795	587	1033	728	305	349	67	282	126	100	190	106
COLUMBIA COUNTY	35	33	2	31	30	1	4	3	1	4	4	3	3
CORTLAND COUNTY	11	11	-	11	11	-	-	-	-	2	2	-	-
DELAWARE COUNTY	17	17	-	17	17	-	-	-	-	3	3	1	1
DUTCHESS COUNTY	162	158	4	160	156	4	2	2	-	34	34	19	19
ERIE COUNTY	57	54	3	55	53	2	1	1	1	13	13	5	5
ESSEX COUNTY	273	170	103	190	156	34	83	14	69	18	18	43	30
FRANKLIN COUNTY	281	195	86	204	178	26	77	17	60	20	20	43	32
FULTON COUNTY	49	47	2	47	46	1	2	1	1	2	2	8	7
GENESEE COUNTY	9	9	-	9	9	-	-	-	-	1	1	1	1
GREENE COUNTY	39	38	1	39	38	1	-	-	-	10	10	6	6
HAMILTON COUNTY	14	8	6	8	8	-	6	-	6	1	1	3	3
HERKIMER COUNTY	19	19	-	19	19	-	-	-	-	2	2	3	3
JEFFERSON COUNTY	66	59	7	59	58	1	7	1	6	8	8	14	14
KINGS COUNTY	59	55	4	58	54	4	1	1	-	14	12	4	4
LEWIS COUNTY	14	13	1	13	13	-	1	-	1	1	1	2	2
LIVINGSTON COUNTY	7	7	-	5	5	-	2	2	-	4	4	3	3
MADISON COUNTY	27	27	-	27	27	-	-	-	-	17	17	12	12
MONROE COUNTY	112	109	3	112	109	3	-	-	-	2	2	6	6
MONTGOMERY COUNTY	32	29	3	30	28	2	2	1	1	37	7	34	33
NASSAU COUNTY	210	205	5	209	204	5	1	1	-	11	11	1	1
NEW YORK (MANHATTAN)	37	35	2	35	34	1	2	1	1	11	11	2	2
NIAGARA COUNTY	18	16	2	17	15	2	1	1	-	6	6	18	16
ONEIDA COUNTY	98	95	3	94	91	3	4	4	-	12	11	13	13
ONDONAGA COUNTY	116	112	4	112	109	3	4	3	1	5	5	3	3
ONTARIO COUNTY	27	27	-	27	27	-	-	-	-	17	17	15	15
ORANGE COUNTY	130	128	2	130	128	2	-	-	-	1	1	1	1



FALL 1991 CREDIT COURSE STUDENTS BY PERMANENT RESIDENCE  
STATE UNIVERSITY COLLEGE AT PLATTSBURGH

PERMANENT RESIDENCE	ALL LEVELS		UNDERGRADUATE		GRADUATE		NEW UNDERGRADUATES FIRST TIME		TRANSFERS
	TOTAL	FULL-TIME	PART-TIME	TOTAL	FULL-TIME	PART-TIME	TOTAL	FULL-TIME	
ORLEANS COUNTY	3	3	-	3	-	-	-	1	-
OSWEGO COUNTY	25	23	2	24	1	1	1	3	2
OTSEGO COUNTY	26	25	1	26	1	1	-	7	4
PUTNAM COUNTY	88	86	2	87	2	1	-	17	8
QUEENS COUNTY	61	60	1	60	1	1	-	21	5
RENSSELAER COUNTY	109	106	3	109	3	-	-	19	19
RICHMOND (STATEN ISLAND)	24	22	2	23	2	1	-	3	2
ROCKLAND COUNTY	139	137	2	139	2	-	-	30	21
ST. LAWRENCE COUNTY	193	177	16	177	3	3	13	33	24
SARATOGA COUNTY	350	271	79	283	20	8	59	42	43
SCHENECTADY COUNTY	146	143	3	140	2	5	1	30	13
SCHOHARIE COUNTY	31	30	1	30	1	1	-	3	9
SCHUYLER COUNTY	4	3	1	4	1	-	-	3	-
SENECA COUNTY	2	2	-	2	-	-	-	1	1
STEBEN COUNTY	3	3	-	3	-	-	-	-	1
SUFFOLK COUNTY	633	619	14	628	13	4	1	127	72
SULLIVAN COUNTY	4	4	-	4	-	-	-	-	2
TIOGA COUNTY	13	13	-	12	-	1	-	2	2
TOMPKINS COUNTY	14	13	1	13	-	-	1	2	3
ULSTER COUNTY	82	79	3	82	3	-	-	8	10
WARREN COUNTY	211	101	110	110	89	12	89	14	21
WASHINGTON COUNTY	130	88	42	96	11	3	31	9	23
WAYNE COUNTY	12	12	-	12	-	-	-	-	1
WESTCHESTER COUNTY	211	205	6	208	5	2	1	37	8
WYOMING COUNTY	5	5	-	5	-	-	-	2	-
YATES COUNTY	3	3	-	3	-	-	-	1	1
REST OF THE UNITED STATES	90	88	2	88	1	2	1	15	10
ALASKA	1	1	-	1	-	-	-	-	1
CALIFORNIA	1	1	-	1	-	-	-	-	-
CONNECTICUT	9	9	-	9	-	-	-	2	1
FLORIDA	2	1	1	1	1	1	-	-	-
IOWA	1	1	-	1	-	-	-	-	-
MAINE	2	2	-	2	-	-	-	1	-
MARYLAND	2	2	-	2	-	-	-	-	1
MASSACHUSETTS	17	17	-	16	-	1	-	1	3
MICHIGAN	2	2	-	2	-	-	-	1	-
NEW HAMPSHIRE	3	3	-	3	-	-	-	2	-
NEW JERSEY	17	17	-	17	-	-	-	3	-
OHIO	1	1	-	1	-	-	-	-	-

\* - INDICATES LOCATION OF INSTITUTION

312

311



FALL 1991 CREDIT COURSE STUDENTS BY PERMANENT RESIDENCE  
STATE UNIVERSITY COLLEGE AT PLATTSBURGH

PERMANENT RESIDENCE	ALL LEVELS		UNDERGRADUATE		GRADUATE		NEW UNDERGRADUATES FIRST TIME		TRANSFERS
	TOTAL	FULL-TIME	PART-TIME	TOTAL	FULL-TIME	PART-TIME	TOTAL	FULL-TIME	
PENNSYLVANIA	2	2	-	2	-	-	1	1	1
TEXAS	1	1	-	1	-	-	-	-	-
VERMONT	28	27	1	28	27	-	4	4	3
VIRGINIA	1	1	-	1	-	-	-	-	-
FOREIGN COUNTRIES	73	68	5	63	61	2	10	7	26
FAR EAST	24	22	2	24	22	2	-	-	7
PEOPLES REPUB. OF CHINA	1	1	-	1	1	-	-	-	-
HONG KONG	3	3	-	3	3	-	-	-	2
INDIA	2	1	1	2	1	1	-	-	-
JAPAN	15	14	1	15	14	1	-	-	5
PEOPLES REPUB. OF KOREA	1	1	-	1	1	-	-	-	-
REPUBLIC OF KOREA	1	1	-	1	1	-	-	-	-
THAILAND	1	1	-	1	1	-	-	-	-
NEAR AND MIDDLE EAST	1	1	-	1	1	-	-	-	-
CYPRUS	1	1	-	1	1	-	-	-	-
EUROPE	16	16	-	16	16	-	-	-	14
FINLAND	1	1	-	1	1	-	-	-	-
UNITED KINGDOM	15	15	-	15	15	-	-	-	14
CARIBBEAN	3	2	1	2	2	-	1	-	-
BARBADOS	2	2	-	2	2	-	-	-	-
JAMAICA	1	-	1	-	-	-	1	-	-
AFRICA	2	2	-	1	1	1	-	-	-
EGYPT	1	1	-	1	1	-	-	-	-
UGANDA	1	1	-	-	-	1	-	-	-
SOUTH AMERICA	1	1	-	1	1	-	-	-	-
BOLIVIA	1	1	-	1	1	-	-	-	-
NORTH AMERICA	25	23	2	18	18	5	2	2	5
CANADA	24	22	2	17	17	5	2	2	5
MEXICO	1	1	-	1	1	-	-	-	-
FOREIGN RESIDENCE UNKNOWN	1	1	-	-	-	1	-	-	-
FOREIGN COUNTRY UNKNOWN	1	1	-	-	-	1	-	-	-



FALL 1991 CREDIT COURSE STUDENTS BY PERMANENT RESIDENCE  
STATE UNIVERSITY COLLEGE AT POTSDAM

PERMANENT RESIDENCE	ALL LEVELS		UNDERGRADUATE		GRADUATE		NEW UNDERGRADUATES FIRST TIME		TOTAL				
	TOTAL	FULL-TIME	PART-TIME	TOTAL	FULL-TIME	PART-TIME	TOTAL	FULL-TIME					
ALL STUDENTS	4759	4113	646	4169	3922	247	590	191	399	785	725	334	332
UNITED STATES	4724	4083	641	4145	3900	245	579	183	396	774	715	332	330
NEW YORK COUNTIES	4642	4002	640	4065	3821	244	577	181	396	748	689	326	324
ALBANY COUNTY	107	104	3	106	103	3	1	1	-	16	16	5	4
ALLEGANY COUNTY	2	2	-	2	2	-	-	-	-	-	-	-	-
BRONX COUNTY	9	9	-	9	9	-	-	-	-	1	1	1	1
BROOME COUNTY	70	70	-	66	66	-	4	4	-	8	8	10	10
CATTARAUGUS COUNTY	7	6	1	7	6	1	-	-	-	4	3	1	1
CAYUGA COUNTY	42	41	1	42	41	1	-	-	-	8	8	2	2
CHAUTAUQUA COUNTY	5	5	-	5	5	-	-	-	-	2	2	-	-
CHEMUNG COUNTY	13	13	-	13	13	-	-	-	-	2	2	2	2
CHENANGO COUNTY	9	9	-	9	9	-	-	-	-	1	1	-	-
CLINTON COUNTY	100	98	2	99	97	2	1	1	-	26	26	9	9
COLUMBIA COUNTY	12	12	-	11	11	-	1	1	-	1	1	-	-
CORTLAND COUNTY	29	28	1	28	28	-	1	1	-	7	7	1	1
DELAWARE COUNTY	14	14	-	14	14	-	-	-	-	5	5	-	-
DUTCHESS COUNTY	57	54	3	56	53	3	1	1	-	13	13	2	2
ERIE COUNTY	116	114	2	112	111	1	4	3	1	28	28	5	5
ESSEX COUNTY	43	40	3	37	36	1	6	4	2	11	11	1	1
FRANKLIN COUNTY	210	172	38	172	159	13	38	13	25	26	25	17	17
FULTON COUNTY	21	20	1	21	20	1	-	-	-	4	4	4	4
GENESEE COUNTY	11	11	-	11	11	-	-	-	-	1	1	-	-
GREENE COUNTY	8	7	1	8	7	1	-	-	-	3	2	3	3
HAMILTON COUNTY	11	9	2	11	9	2	-	-	-	-	-	-	-
HERKIMER COUNTY	32	32	-	32	32	-	-	-	-	5	5	1	1
JEFFERSON COUNTY	433	254	179	254	228	26	179	26	153	28	22	30	30
KINGS COUNTY	13	12	1	13	12	1	-	-	-	7	6	1	1
LEWIS COUNTY	103	71	32	73	64	9	30	7	23	12	8	9	9
LIVINGSTON COUNTY	16	16	-	16	16	-	-	-	-	3	3	1	1
MADISON COUNTY	61	61	-	58	58	-	3	3	-	11	11	6	6
MONROE COUNTY	263	255	8	258	250	8	5	5	-	59	57	11	11
MONTGOMERY COUNTY	18	18	-	17	17	-	1	1	-	3	3	4	4
NASSAU COUNTY	52	51	1	52	51	1	-	-	-	7	7	8	8
NEW YORK (MANHATTAN)	11	11	-	11	11	-	-	-	-	4	4	-	-
NIAGARA COUNTY	50	50	-	48	48	-	2	2	-	9	9	4	4
ONEIDA COUNTY	162	160	2	159	158	1	3	3	1	23	23	14	14
ONONDAGA COUNTY	342	330	12	333	324	9	9	6	3	67	67	31	31
ONTARIO COUNTY	49	49	-	49	49	-	-	-	-	6	6	5	5
ORANGE COUNTY	58	56	2	56	54	2	2	2	-	11	11	5	5

315

315

FALL 1991 CREDIT COURSE STUDENTS BY PERMANENT RESIDENCE  
STATE UNIVERSITY COLLEGE AT POTSDAM

PERMANENT RESIDENCE	ALL LEVELS		UNDERGRADUATE		GRADUATE		NEW UNDERGRADUATES		
	TOTAL	FULL-TIME	PART-TIME	TOTAL	FULL-TIME	PART-TIME	TOTAL	FULL-TIME	TOTAL
ORLEANS COUNTY	6	6	-	6	-	-	-	-	-
OSWEGO COUNTY	75	71	4	66	1	3	16	2	2
PUTNAM COUNTY	16	16	-	16	-	-	2	2	2
QUEENS COUNTY	14	14	-	14	-	-	1	-	-
RENSSELAER COUNTY	15	14	1	14	1	1	4	-	-
	51	50	1	49	-	1	10	4	4
RICHMOND (STATEN ISLAND)	5	5	-	5	-	-	1	-	-
ROCKLAND COUNTY	15	15	-	15	-	-	4	-	-
* ST. LAWRENCE COUNTY	1208	882	326	940	143	183	157	118	64
SARATOGA COUNTY	134	134	-	133	1	-	30	30	9
SCHENECTADY COUNTY	57	54	3	54	3	-	13	13	8
SCHOHARIE COUNTY	15	15	-	15	-	-	5	5	-
SCHUYLER COUNTY	8	7	1	8	1	-	2	2	-
SENECA COUNTY	10	8	2	10	2	-	2	1	2
STEBEN COUNTY	16	16	-	16	-	-	2	2	1
SUFFOLK COUNTY	160	153	7	152	7	1	24	21	15
SULLIVAN COUNTY	2	2	-	2	-	-	-	-	-
TIOGA COUNTY	18	18	-	17	1	1	3	3	2
TOMPKINS COUNTY	11	11	-	11	-	-	2	2	-
ULSTER COUNTY	32	31	-	31	-	1	3	3	1
WARREN COUNTY	69	67	-	67	-	2	12	12	9
WASHINGTON COUNTY	37	36	-	36	-	1	10	10	7
WAYNE COUNTY	50	50	-	49	-	1	10	10	4
WESTCHESTER COUNTY	45	45	-	45	-	-	12	12	3
WYOMING COUNTY	4	4	-	4	-	-	1	1	-
YATES COUNTY	10	10	-	10	-	-	-	-	-
REST OF THE UNITED STATES	81	80	1	79	1	2	25	25	6
CALIFORNIA	1	1	-	1	-	-	-	-	-
COLORADO	1	1	-	1	-	-	1	1	-
CONNECTICUT	7	7	-	6	-	1	1	1	-
FLORIDA	2	2	-	2	-	-	1	1	-
IDAHO	1	1	-	1	-	-	-	-	-
ILLINOIS	1	1	-	1	-	-	-	-	-
MAINE	2	2	-	2	-	-	2	2	2
MARYLAND	4	4	-	4	-	-	1	1	1
MASSACHUSETTS	15	15	-	15	-	-	1	1	1
MINNESOTA	1	1	-	1	-	-	-	-	-
NEW HAMPSHIRE	2	2	-	2	-	-	-	-	1
NEW JERSEY	6	6	-	6	-	-	1	1	-

\* - INDICATES LOCATION OF INSTITUTION



FALL 1991 CREDIT COURSE STUDENTS BY PERMANENT RESIDENCE  
STATE UNIVERSITY COLLEGE AT POTSDAM

PERMANENT RESIDENCE	ALL LEVELS		UNDERGRADUATE		GRADUATE		NEW UNDERGRADUATES FIRST TIME		TRANSFERS	
	TOTAL	FULL-TIME	PART-TIME	TOTAL	FULL-TIME	PART-TIME	TOTAL	FULL-TIME	TOTAL	FULL-TIME
NORTH CAROLINA	2	2	-	2	-	-	-	-	-	-
OHIO	1	1	-	-	1	-	-	-	-	-
OREGON	1	1	-	1	-	-	-	1	-	-
PENNSYLVANIA	5	5	-	5	-	-	2	2	-	-
SOUTH CAROLINA	1	1	-	1	-	-	1	1	-	-
VERMONT	26	26	-	26	-	-	13	13	1	-
VIRGINIA	1	1	-	1	-	-	-	-	-	-
WASHINGTON	1	1	-	1	-	-	-	-	1	-
US TERRITORIES + POSS.	1	1	-	1	-	-	1	1	-	-
PUERTO RICO	1	1	-	1	-	-	1	1	-	-
FOREIGN COUNTRIES	35	30	5	24	2	2	11	10	2	2
FAR EAST	9	7	2	8	7	1	1	1	1	1
BURMA	1	1	-	1	1	-	-	-	-	-
PEOPLES REPUB. OF CHINA	4	3	1	3	3	-	1	-	-	-
JAPAN	3	2	1	3	2	1	1	1	1	1
MACAO	1	1	-	1	1	-	-	-	-	-
NEAR AND MIDDLE EAST	2	1	1	2	1	1	-	-	-	-
JORDAN	1	1	-	1	1	-	-	-	-	-
QATAR	1	-	1	1	-	1	-	-	-	-
EUROPE	13	12	1	12	12	-	1	9	-	-
GREECE	3	2	1	2	2	-	1	-	-	-
POLAND	1	1	-	1	1	-	-	-	-	-
UNITED KINGDOM	9	9	-	9	9	-	-	9	-	-
OCEANIA	1	1	-	1	1	-	-	-	1	1
NEW ZEALAND	1	1	-	1	1	-	-	-	1	1
NORTH AMERICA	10	9	1	1	1	8	1	1	-	-
CANADA	9	8	1	7	7	8	1	1	-	-
MEXICO	1	1	-	1	1	-	-	1	-	-



FALL 1991 CREDIT COURSE STUDENTS BY PERMANENT RESIDENCE  
STATE UNIVERSITY COLLEGE AT PURCHASE

PERMANENT RESIDENCE	ALL LEVELS		UNDERGRADUATE		GRADUATE		NEW UNDERGRADUATES TRANSFERS						
	TOTAL	FULL-TIME	PART-TIME	TOTAL	FULL-TIME	PART-TIME	TOTAL	FULL-TIME					
ALL STUDENTS	4262	2510	1752	4225	2478	1747	37	32	5	1084	456	430	378
UNITED STATES	4206	2462	1744	4170	2431	1739	36	31	5	1076	449	425	373
NEW YORK COUNTIES	3836	2144	1692	3805	2118	1687	31	26	5	1001	394	375	326
ALBANY COUNTY	18	18	-	17	17	-	1	1	-	4	4	1	1
BRONX COUNTY	173	121	52	172	120	52	1	1	-	50	28	17	14
BROOME COUNTY	8	8	-	8	8	-	-	-	-	2	2	2	2
GAYUGA COUNTY	3	3	-	3	3	-	-	-	-	1	1	-	-
CHAUTAUQUA COUNTY	5	4	1	4	3	1	1	1	-	1	1	-	-
CHEMUNG COUNTY	9	9	-	9	9	-	-	-	-	-	-	1	1
CHENANGO COUNTY	1	1	-	1	1	-	-	-	-	-	-	-	-
CLINTON COUNTY	3	3	-	3	3	-	-	-	-	2	2	-	-
COLUMBIA COUNTY	7	6	1	7	6	1	-	-	-	-	-	-	-
CORTLAND COUNTY	2	2	-	2	2	-	-	-	-	1	1	-	-
DELAWARE COUNTY	9	9	-	9	9	-	-	-	-	1	1	-	-
DUTCHESS COUNTY	58	47	11	57	46	11	1	1	-	9	4	14	14
ERIE COUNTY	24	22	2	24	22	2	-	-	-	4	3	1	1
ESSEX COUNTY	3	3	-	3	3	-	-	-	-	-	-	-	-
FRANKLIN COUNTY	1	1	-	1	1	-	-	-	-	1	1	-	-
FULTON COUNTY	3	3	-	3	3	-	-	-	-	1	1	-	-
GENESEE COUNTY	1	1	-	1	1	-	-	-	-	1	1	-	-
GREENE COUNTY	3	3	-	3	3	-	-	-	-	1	1	-	-
HERKIMER COUNTY	2	2	-	2	2	-	-	-	-	-	-	-	-
JEFFERSON COUNTY	2	2	-	2	2	-	-	-	-	-	-	-	-
KINGS COUNTY	139	131	8	137	130	7	2	1	1	36	34	14	14
LIVINGSTON COUNTY	2	2	-	2	2	-	-	-	-	1	1	-	-
MAONSON COUNTY	3	3	-	3	3	-	-	-	-	-	-	-	-
MONROE COUNTY	33	30	3	33	30	3	-	-	-	8	7	3	3
MONTGOMERY COUNTY	1	1	-	1	1	-	-	-	-	-	-	1	1
NASSAU COUNTY	142	130	12	142	130	12	-	-	-	32	31	21	21
NEW YORK (MANHATTAN)	231	197	34	227	193	34	4	4	-	45	37	19	19
NIAGARA COUNTY	2	2	-	2	2	-	-	-	-	-	-	2	2
ONEIDA COUNTY	15	15	-	15	15	-	-	-	-	6	5	3	3
ONDONAGA COUNTY	27	26	1	27	26	1	-	-	-	-	5	5	5
ONTARIO COUNTY	4	4	-	4	4	-	-	-	-	9	6	1	1
ORANGE COUNTY	43	36	7	43	36	7	-	-	-	1	1	-	-
OTSEGO COUNTY	5	4	1	5	4	1	-	-	-	23	8	10	5
PUTNAM COUNTY	97	49	48	97	49	48	-	-	-	24	22	8	8
QUEENS COUNTY	125	110	15	124	109	15	1	1	-	5	5	1	1
RENSSELAER COUNTY	9	8	1	9	8	1	-	-	-	1	1	-	-





FALL 1991 CREDIT COURSE STUDENTS BY PERMANENT RESIDENCE  
STATE UNIVERSITY COLLEGE AT PURCHASE

PERMANENT RESIDENCE	ALL LEVELS		UNDERGRADUATE		GRADUATE		NEW UNDERGRADUATES FIRST TIME		TRANSFERS	
	TOTAL	FULL-TIME	PART-TIME	TOTAL	FULL-TIME	PART-TIME	TOTAL	FULL-TIME	TOTAL	FULL-TIME
RICHMOND (STATEN ISLAND)	21	18	3	21	18	3	-	4	3	5
ROCKLAND COUNTY	134	84	50	134	84	50	-	26	12	20
ST. LAWRENCE COUNTY	6	6	-	6	-	-	-	2	-	1
SARATOGA COUNTY	5	5	-	5	-	-	-	-	-	1
SCHEMECTADY COUNTY	8	8	-	8	-	-	-	3	3	1
SUFFOLK COUNTY	168	159	9	168	159	9	-	34	31	19
SULLIVAN COUNTY	8	8	-	8	-	-	-	4	4	2
TIOGA COUNTY	2	2	-	2	-	-	-	-	-	1
TOMPKINS COUNTY	14	14	-	14	-	-	-	3	3	1
ULSTER COUNTY	23	21	2	23	21	2	-	3	3	3
WARREN COUNTY	4	4	-	4	-	-	-	-	-	2
WASHINGTON COUNTY	3	3	-	2	2	-	1	1	1	-
WAYNE COUNTY	3	3	-	3	-	-	-	1	1	-
* WESTCHESTER COUNTY	2223	792	1431	2204	777	1427	19	652	124	184
WYOMING COUNTY	1	1	-	1	-	-	-	-	-	-
* - INDICATES LOCATION OF INSTITUTION										
REST OF THE UNITED STATES	370	318	52	365	313	52	5	75	55	50
ALASKA	1	1	-	1	-	-	-	-	-	-
CALIFORNIA	11	11	-	10	10	-	1	3	3	1
COLORADO	5	5	-	4	4	-	1	-	-	2
CONNECTICUT	134	84	50	134	84	50	-	30	10	13
DISTRICT OF COLUMBIA	1	1	-	1	-	-	-	-	-	-
FLORIDA	12	12	-	12	-	-	-	2	2	2
GEORGIA	4	4	-	4	-	-	-	1	1	-
ILLINOIS	4	4	-	4	-	-	-	1	1	1
INDIANA	4	4	-	4	-	-	-	-	-	-
IOWA	2	2	-	1	1	-	1	1	1	-
KENTUCKY	2	2	-	2	-	-	-	-	-	-
LOUISIANA	1	1	-	1	-	-	-	1	1	-
MAINE	5	5	-	5	-	-	-	1	1	-
MARYLAND	11	11	-	11	-	-	-	1	1	1
MASSACHUSETTS	26	26	-	26	-	-	-	8	8	5
MICHIGAN	7	7	-	7	-	-	-	1	1	3
MINNESOTA	5	5	-	5	-	-	-	1	1	2
MISSOURI	3	3	-	3	-	-	-	-	-	1
NEBRASKA	1	1	-	1	-	-	-	-	-	1
NEW HAMPSHIRE	3	3	-	3	-	-	-	1	1	-
NEW JERSEY	53	52	1	52	51	1	1	8	8	6
NEW MEXICO	2	2	-	2	-	-	-	-	-	2
NORTH CAROLINA	7	7	-	7	-	-	-	-	-	1
OHIO	4	4	-	4	-	-	-	2	2	-

394

393



FALL 1991 CREDIT COURSE STUDENTS BY PERMANENT RESIDENCE  
STATE UNIVERSITY COLLEGE AT PURCHASE

PERMANENT RESIDENCE	ALL LEVELS			UNDERGRADUATE			GRADUATE			NEW UNDERGRADUATES TRANSFERS		
	TOTAL	FULL-TIME	PART-TIME	TOTAL	FULL-TIME	PART-TIME	TOTAL	FULL-TIME	PART-TIME	TOTAL	FULL-TIME	TOTAL
OREGON	2	2	-	2	2	-	-	-	-	-	-	-
PENNSYLVANIA	13	13	-	12	12	-	1	1	-	2	2	2
RHODE ISLAND	4	4	-	4	4	-	-	-	-	-	-	2
SOUTH CAROLINA	1	1	-	1	1	-	-	-	-	-	-	1
SOUTH DAKOTA	1	1	-	1	1	-	-	-	-	-	-	1
TENNESSEE	4	4	-	4	4	-	-	-	-	-	-	1
TEXAS	16	16	-	16	16	-	-	-	-	5	5	2
VERMONT	8	8	-	8	8	-	-	-	-	3	3	2
VIRGINIA	9	9	-	9	9	-	-	-	-	2	2	2
WASHINGTON	2	2	-	2	2	-	-	-	-	-	-	2
WISCONSIN	2	2	-	2	2	-	-	-	-	1	1	-
FOREIGN COUNTRIES	56	48	8	55	47	8	1	1	1	8	7	5
FAR EAST	31	25	6	30	24	6	1	1	1	4	3	4
BANGLADESH	1	-	1	1	-	1	-	-	-	-	-	-
REPUBLIC OF CHINA	5	5	-	4	4	-	1	1	-	-	-	-
HONG KONG	2	2	-	2	2	-	-	-	-	-	-	2
JAPAN	19	15	4	19	15	4	-	-	-	3	2	2
PHILIPPINES	2	1	1	2	1	1	-	-	-	1	1	-
SINGAPORE	1	1	-	1	1	-	-	-	-	-	-	-
THAILAND	1	1	-	1	1	-	-	-	-	-	-	-
NEAR AND MIDDLE EAST	4	2	2	4	2	2	-	-	-	-	-	-
CYPRUS	1	1	-	1	1	-	-	-	-	-	-	-
IRAQ	1	-	1	1	-	1	-	-	-	-	-	-
ISRAEL	1	-	1	1	-	1	-	-	-	-	-	-
PEOPLES REPUB. OF YEMEN	1	1	-	1	1	-	-	-	-	-	-	-
EUROPE	12	12	-	12	12	-	-	-	-	3	3	1
FINLAND	1	1	-	1	1	-	-	-	-	-	-	-
FRANCE	3	3	-	3	3	-	-	-	-	1	1	1
GERMAN DEMOCRATIC REPUB	1	1	-	1	1	-	-	-	-	1	1	-
GREECE	1	1	-	1	1	-	-	-	-	-	-	-
ITALY	2	2	-	2	2	-	-	-	-	-	-	-
NETHERLANDS	1	1	-	1	1	-	-	-	-	-	-	-
POLAND	1	1	-	1	1	-	-	-	-	-	-	-
SPAIN	1	1	-	1	1	-	-	-	-	1	1	-
UNITED KINGDOM	1	1	-	1	1	-	-	-	-	-	-	-
CARIBBEAN	2	2	-	2	2	-	-	-	-	1	1	-

FALL 1991 CREDIT COURSE STUDENTS BY PERMANENT RESIDENCE  
STATE UNIVERSITY COLLEGE AT PURCHASE

PERMANENT RESIDENCE	ALL LEVELS			UNDERGRADUATE			GRADUATE			NEW UNDERGRADUATES TRANSFERS		
	TOTAL	FULL-TIME	PART-TIME	TOTAL	FULL-TIME	PART-TIME	TOTAL	FULL-TIME	PART-TIME	TOTAL	FULL-TIME	PART-TIME
JAMAICA	1	1	-	1	1	-	-	-	-	-	-	-
ST VINCENT	1	1	-	1	1	-	-	-	-	1	-	-
AFRICA	1	1	-	1	1	-	-	-	-	-	-	-
ZIMBABWE	1	1	-	1	1	-	-	-	-	-	-	-
SOUTH AMERICA	2	2	-	2	2	-	-	-	-	-	-	-
BRAZIL	1	1	-	1	1	-	-	-	-	-	-	-
COLOMBIA	1	1	-	1	1	-	-	-	-	-	-	-
OCEANIA	1	1	-	1	1	-	-	-	-	-	-	-
AUSTRALIA	1	1	-	1	1	-	-	-	-	-	-	-
NORTH AMERICA	3	3	-	3	3	-	-	-	-	-	-	-
CANADA	3	3	-	3	3	-	-	-	-	-	-	-

327

328

FALL 1991 CREDIT COURSE STUDENTS BY PERMANENT RESIDENCE  
ALL HEALTH SCIENCES CENTERS

PERMANENT RESIDENCE	ALL LEVELS		UNDERGRADUATE		GRADUATE		NEW UNDERGRADUATES FIRST TIME		TRANSFERS				
	TOTAL	PART-TIME	TOTAL	PART-TIME	TOTAL	PART-TIME	TOTAL	PART-TIME	TOTAL	PART-TIME			
											FULL-TIME	FULL-TIME	FULL-TIME
ALL STUDENTS	7617	5667	1950	2697	1924	773	4920	3743	1177	17	17	681	470
UNITED STATES	7166	5342	1824	2648	1882	766	4518	3460	1058	17	17	667	456
NEW YORK COUNTIES	6981	5185	1796	2599	1842	757	4382	3343	1039	17	17	643	438
ALBANY COUNTY	40	39	1	4	4	-	36	35	1	-	-	-	-
ALLEGANY COUNTY	6	5	1	3	3	-	3	2	1	-	-	2	2
BROOKS COUNTY	97	80	17	43	31	12	54	49	5	-	-	13	10
BROOME COUNTY	60	58	2	25	24	1	35	34	1	-	-	6	5
CATTARAUGUS COUNTY	25	16	9	11	10	1	14	6	8	-	-	2	2
CAYUGA COUNTY	39	15	24	31	8	23	8	7	1	-	-	15	2
CHAUTAUQUA COUNTY	47	42	5	21	21	-	26	21	5	-	-	8	8
CHEMUNG COUNTY	21	18	3	12	10	-	9	8	1	-	-	5	3
CHEMUNGO COUNTY	6	6	-	5	5	-	1	1	-	-	-	2	2
CLINTON COUNTY	7	7	-	6	6	-	1	1	-	-	-	3	3
COLUMBIA COUNTY	2	2	-	2	-	-	2	2	-	-	-	-	-
CORTLAND COUNTY	15	11	4	9	5	4	6	6	-	-	-	2	1
DELAWARE COUNTY	4	4	-	1	1	-	3	3	-	-	-	-	-
DUTCHESS COUNTY	39	38	1	12	12	-	27	26	1	-	-	2	2
ERIE COUNTY	1783	1227	556	676	504	172	1107	723	384	1	1	71	49
ESSEX COUNTY	4	4	-	2	2	-	2	2	-	-	-	1	1
FRANKLIN COUNTY	3	2	1	1	1	-	2	1	1	-	-	-	-
FULTON COUNTY	11	10	1	8	7	1	3	3	-	-	2	2	1
GENESEE COUNTY	26	15	11	11	10	1	15	5	10	-	-	3	3
GREENE COUNTY	2	2	-	1	1	-	1	1	-	-	-	-	-
HERKIMER COUNTY	9	9	-	5	5	-	4	4	-	-	-	1	1
JEFFERSON COUNTY	12	8	4	7	5	2	5	3	2	-	-	4	2
KINGS COUNTY	717	474	243	356	172	184	361	302	59	-	-	119	65
LEWIS COUNTY	5	5	-	3	3	-	2	2	-	-	-	-	-
LIVINGSTON COUNTY	15	11	4	8	7	1	7	4	3	-	-	2	1
MADISON COUNTY	19	13	6	13	8	5	6	5	1	-	-	4	4
MONROE COUNTY	180	160	20	76	72	4	104	88	16	-	-	15	14
MONTGOMERY COUNTY	6	6	-	2	2	-	4	4	-	-	-	-	-
NASSAU COUNTY	580	479	101	149	119	30	431	360	71	-	-	54	42
NEW YORK (MANHATTAN)	224	201	23	66	54	12	158	147	11	-	-	24	22
NIAGARA COUNTY	151	95	56	83	59	24	68	36	32	-	-	13	9
ONEIDA COUNTY	62	55	7	28	23	5	34	32	2	2	2	13	9
ONONDAGA COUNTY	384	267	117	205	115	90	179	152	27	5	5	74	41
ONTARIO COUNTY	14	10	4	5	4	1	9	6	3	-	-	1	1
ORANGE COUNTY	22	20	2	8	7	1	14	13	1	-	-	-	-
ORLEANS COUNTY	9	2	7	3	1	2	6	1	5	-	-	-	-

FALL 1991 CREDIT COURSE STUDENTS BY PERMANENT RESIDENCE  
ALL HEALTH SCIENCES CENTERS

PERMANENT RESIDENCE	ALL LEVELS			UNDERGRADUATE			GRADUATE			NEW UNDERGRADUATES TRANSFERS		
	TOTAL	FULL-TIME	PART-TIME	TOTAL	FULL-TIME	PART-TIME	TOTAL	FULL-TIME	PART-TIME	TOTAL	FULL-TIME	TOTAL
OSWEGO COUNTY	27	18	9	20	12	8	7	6	1	2	5	4
DTSEGO COUNTY	6	6	-	2	2	-	4	4	-	-	1	1
PUTNAM COUNTY	7	7	-	2	2	-	5	5	-	1	-	-
QUEENS COUNTY	491	425	66	153	112	41	338	313	25	-	43	30
RENSSELAER COUNTY	11	11	-	2	2	-	9	9	-	-	-	-
RICHMOND(STATEN ISLAND)	117	105	12	33	27	6	84	78	6	-	9	7
ROCKLAND COUNTY	88	83	5	24	21	3	64	62	2	-	4	4
ST. LAWRENCE COUNTY	19	18	1	9	8	1	10	10	3	2	3	2
SARATOGA COUNTY	27	25	2	12	11	1	15	14	1	-	2	2
SCHENECTADY COUNTY	17	17	-	5	5	-	12	12	-	-	-	-
SCHOHARIE COUNTY	2	1	1	1	-	1	1	1	-	-	-	-
SENECA COUNTY	7	5	2	7	5	2	-	-	-	1	2	1
STEBEN COUNTY	12	11	1	6	5	1	6	6	-	-	2	1
SUFFOLK COUNTY	1277	823	454	354	245	109	923	578	345	1	98	70
SULLIVAN COUNTY	5	5	-	1	1	-	4	4	-	-	1	1
TIOGA COUNTY	13	12	1	6	5	1	7	7	-	-	2	2
TOMPKINS COUNTY	18	16	2	13	11	2	5	5	-	-	2	1
ULSTER COUNTY	16	15	1	5	5	-	11	10	1	-	1	1
WARREN COUNTY	2	2	-	-	-	-	2	2	-	-	-	-
WASHINGTON COUNTY	8	8	-	2	2	-	6	6	-	-	-	-
WAYNE COUNTY	14	13	1	10	9	1	4	4	-	-	1	-
WESTCHESTER COUNTY	128	124	4	23	22	1	105	102	3	-	4	4
WYOMING COUNTY	9	8	1	6	6	-	3	2	1	-	2	2
YATES COUNTY	3	2	1	1	1	-	2	1	1	-	-	-
COUNTY UNKNOWN	11	9	2	3	2	1	8	7	1	-	-	-
REST OF THE UNITED STATES	181	153	28	49	40	9	132	113	19	-	24	18
ARIZONA	2	1	1	2	1	1	-	-	-	-	2	1
CALIFORNIA	31	30	1	2	1	1	29	29	-	-	2	1
COLORADO	5	5	-	1	1	-	4	4	-	-	-	-
CONNECTICUT	7	4	3	1	1	-	6	3	3	-	1	1
DISTRICT OF COLUMBIA	1	1	-	1	1	-	-	-	-	-	-	-
FLORIDA	7	6	1	1	1	-	6	5	1	-	-	-
GEORGIA	3	2	1	-	-	-	3	2	1	-	-	-
ILLINOIS	2	2	-	-	-	-	2	2	-	-	-	-
INDIANA	2	2	-	-	-	-	2	2	-	-	-	-
KANSAS	1	1	-	-	-	-	1	1	-	-	-	-
MAINE	1	1	-	-	-	-	1	1	-	-	-	-
MARYLAND	6	6	-	3	3	-	3	3	-	-	3	3
MASSACHUSETTS	13	11	2	2	2	-	11	9	2	-	2	2
MICHIGAN	3	3	-	-	-	-	3	3	-	-	-	-
MINNESOTA	2	2	-	-	-	-	2	2	-	-	-	-

332

331

FALL 1991 CREDIT COURSE STUDENTS BY PERMANENT RESIDENCE  
ALL HEALTH SCIENCES CENTERS

PERMANENT RESIDENCE	ALL LEVELS			UNDERGRADUATE			GRADUATE			NEW UNDERGRADUATES		
	TOTAL	FULL-TIME	PART-TIME	TOTAL	FULL-TIME	PART-TIME	TOTAL	FULL-TIME	PART-TIME	FIRST TIME		TOTAL
										TOTAL	FULL-TIME	
MISSOURI	1	1	-	-	-	-	1	-	-	-	-	1
NEVADA	1	-	1	-	-	-	-	-	-	-	-	-
NEW HAMPSHIRE	2	2	-	1	1	-	1	-	-	-	-	-
NEW JERSEY	39	29	10	13	8	5	26	21	5	-	-	5
NORTH CAROLINA	2	2	-	1	1	-	1	1	-	-	-	1
NORTH DAKOTA	2	2	-	1	1	-	1	1	-	-	-	1
OHIO	5	4	1	3	3	-	2	1	1	-	-	2
OKLAHOMA	3	3	-	2	2	-	1	1	-	-	-	1
PENNSYLVANIA	27	20	7	11	10	1	16	10	6	-	-	1
TENNESSEE	1	1	-	-	-	-	1	1	-	-	-	-
TEXAS	2	2	-	1	1	-	1	1	-	-	-	1
UTAH	1	1	-	1	1	-	1	-	-	-	-	1
VIRGINIA	2	2	-	1	1	-	1	1	-	-	-	1
WASHINGTON	5	5	-	-	-	-	5	5	-	-	-	-
WISCONSIN	2	2	-	-	-	-	2	2	-	-	-	-
US TERRITORIES + POSS.	4	4	-	-	-	-	4	4	-	-	-	-
PUERTO RICO	3	3	-	-	-	-	3	3	-	-	-	-
VIRGIN ISLANDS	1	1	-	-	-	-	1	1	-	-	-	-
FOREIGN COUNTRIES	400	275	125	45	38	7	355	237	118	-	-	12
FAR EAST	257	161	96	23	18	5	234	143	91	-	-	4
BANGLADESH	3	2	1	-	-	-	3	2	1	-	-	-
PEOPLES REPUB. OF CHINA	141	82	59	9	7	2	132	75	57	-	-	4
REPUBLIC OF CHINA	30	22	8	1	1	-	29	21	8	-	-	-
HONG KONG	12	11	1	9	8	1	3	3	-	-	-	-
INDIA	28	16	12	1	1	1	27	16	11	-	-	-
INDONESIA	1	1	-	-	-	-	1	1	-	-	-	-
JAPAN	3	3	-	1	1	-	2	2	-	-	-	-
PEOPLES REPUB. OF KOREA	2	1	1	-	-	-	1	1	-	-	-	-
REPUBLIC OF KOREA	26	17	9	1	1	1	25	17	8	-	-	-
MALAYSIA	2	1	1	1	1	-	3	-	-	-	-	-
PHILIPPINES	3	-	3	-	-	-	1	1	-	-	-	-
SRI LANKA	1	1	-	-	-	-	1	1	-	-	-	-
THAILAND	5	4	1	-	-	-	5	4	1	-	-	-
NEAR AND MIDDLE EAST	28	22	6	5	5	-	23	17	6	-	-	3
CYPRUS	1	1	-	1	1	-	-	-	-	-	-	1
IRAN	8	8	-	1	1	-	7	7	-	-	-	-
ISRAEL	3	2	1	-	-	-	3	2	1	-	-	-



FALL 1991 CREDIT COURSE STUDENTS BY PERMANENT RESIDENCE  
ALL HEALTH SCIENCES CENTERS

PERMANENT RESIDENCE	ALL LEVELS			UNDERGRADUATE			GRADUATE			NEW UNDERGRADUATES TRANSFERS		
	TOTAL	FULL-TIME	PART-TIME	TOTAL	FULL-TIME	PART-TIME	TOTAL	FULL-TIME	PART-TIME	TOTAL	FULL-TIME	TOTAL
JORDAN	8	6	2	2	2	-	6	4	2	-	-	2
LEBANON	2	1	1	1	1	-	1	-	1	-	-	-
PAKISTAN	2	1	1	-	-	-	2	1	1	-	-	-
SYRIA	2	1	1	-	-	-	2	1	1	-	-	-
TURKEY	1	1	-	-	-	-	1	1	-	-	-	-
PEOPLES REPUB. OF YEMEN	1	1	-	-	-	-	1	1	-	-	-	-
EUROPE	37	27	10	3	2	1	34	25	9	-	-	1
BELGIUM	1	1	-	-	-	-	1	1	-	-	-	-
CZECHOSLOVAKIA	7	5	2	-	-	-	7	5	2	-	-	-
DENMARK	1	1	-	-	-	-	1	1	-	-	-	-
FEDERAL REP. OF GERMANY	4	4	-	-	-	-	4	4	-	-	-	-
GREECE	3	1	2	-	-	-	3	1	2	-	-	-
ICELAND	2	2	-	-	-	-	2	2	-	-	-	-
ITALY	3	2	1	-	-	-	3	2	1	-	-	-
NETHERLANDS	2	1	1	-	-	-	2	1	1	-	-	-
POLAND	3	3	-	1	1	-	2	2	-	-	-	-
ROMANIA	1	1	-	-	-	-	1	1	-	-	-	-
SPAIN	2	1	1	-	-	-	2	1	1	-	-	-
SWEDEN	1	1	-	1	1	-	-	-	-	-	-	1
SOVIET SOCIALIST REPUB.	1	1	-	-	-	-	1	1	-	-	-	-
UNITED KINGDOM	2	-	2	1	-	-	1	1	1	-	-	-
YUGOSLAVIA	4	3	1	-	-	-	4	3	1	-	-	-
CARIBBEAN	4	3	1	3	2	1	1	1	-	-	-	-
TRINIDAD-TOBAGO	4	3	1	3	2	1	1	1	-	-	-	-
AFRICA	8	7	1	-	-	-	8	7	1	-	-	-
BOTSWANA	1	1	-	-	-	-	1	1	-	-	-	-
ETHIOPIA	1	1	-	-	-	-	1	1	-	-	-	-
IVORY COAST	1	1	-	-	-	-	1	1	-	-	-	-
KENYA	1	1	-	-	-	-	1	1	-	-	-	-
NIGERIA	2	2	-	-	-	-	2	2	-	-	-	-
SOUTH AFRICA	1	-	1	-	-	-	1	-	1	-	-	-
ZAIRE	1	1	-	-	-	-	1	1	-	-	-	-
CENTRAL AMERICA	1	1	-	-	-	-	1	1	-	-	-	-
HONDURAS	1	1	-	-	-	-	1	1	-	-	-	-
SOUTH AMERICA	11	7	4	1	1	-	10	6	4	-	-	1
BRAZIL	2	2	-	-	-	-	2	2	-	-	-	-

395

390



FALL 1991 CREDIT COURSE STUDENTS BY PERMANENT RESIDENCE  
ALL HEALTH SCIENCES CENTERS

PERMANENT RESIDENCE	ALL LEVELS		UNDERGRADUATE		GRADUATE		NEW UNDERGRADUATES FIRST TIME		TOTAL
	TOTAL	FULL- TIME	PART- TIME	TOTAL	FULL- TIME	PART- TIME	TOTAL	FULL- TIME	
CHILE	3	2	1	-	3	2	1	-	-
COLOMBIA	2	-	2	-	2	-	2	-	-
GUYANA	1	1	-	-	1	1	-	-	-
PERU	2	1	1	-	2	1	1	-	-
VENEZUELA	1	1	-	1	-	-	-	-	1
NORTH AMERICA	54	47	7	10	44	37	7	-	3
BERMUDA	1	1	-	-	1	1	-	-	-
CANADA	52	45	7	10	42	35	7	-	3
MEXICO	1	1	-	-	1	1	-	-	-
RESIDENCE UNKNOWN	51	50	1	4	47	46	1	-	2
RESIDENCE UNSPECIFIED	51	50	1	4	47	46	1	-	2

336





FALL 1991 CREDIT COURSE STUDENTS BY PERMANENT RESIDENCE  
HEALTH SCIENCES CENTERS (EXCL. BUFF., STONY BRK)

PERMANENT RESIDENCE	ALL LEVELS		UNDERGRADUATE		GRADUATE		NEW UNDERGRADUATES FIRST TIME		TRANSFERS				
	TOTAL	FULL-TIME	TOTAL	FULL-TIME	TOTAL	FULL-TIME	TOTAL	FULL-TIME					
ALL STUDENTS	5853	3676	2177	4795	2766	2029	1058	910	148	1084	456	659	522
UNITED STATES	5721	3596	2125	4728	2710	2018	993	886	107	1076	449	649	512
NEW YORK COUNTIES	5288	3226	2062	4354	2392	1962	934	834	100	1001	394	593	461
ALBANY COUNTY	27	27	-	17	17	-	10	10	-	4	4	1	1
BRONX COUNTY	226	160	66	199	136	63	27	24	3	50	28	28	22
BROOME COUNTY	13	13	-	8	8	-	5	5	-	2	2	2	2
CATTARAUGUS COUNTY	1	1	-	-	-	-	1	1	-	-	-	-	-
CAYUGA COUNTY	3	3	-	3	3	-	-	-	-	1	1	-	-
CHAUTAUQUA COUNTY	5	4	1	4	3	1	1	1	-	1	1	-	-
CHEMUNG COUNTY	9	9	-	9	9	-	-	-	-	-	-	1	1
CHENANGO COUNTY	2	2	-	2	2	-	-	-	-	-	-	1	1
CLINTON COUNTY	3	3	-	3	3	-	-	-	-	-	-	1	1
COLUMBIA COUNTY	8	7	1	7	6	1	1	1	-	2	2	-	-
CORTLAND COUNTY	2	2	-	2	2	-	-	-	-	-	-	-	-
DELAWARE COUNTY	9	9	-	9	9	-	-	-	-	1	1	-	-
DUTCHESS COUNTY	60	49	11	57	46	11	3	3	-	9	4	14	14
ERIE COUNTY	31	29	2	25	23	2	6	6	-	4	3	1	1
ESSEX COUNTY	3	3	-	3	3	-	-	-	-	-	-	-	-
FRANKLIN COUNTY	1	1	-	1	1	-	-	-	-	1	1	-	-
FULTON COUNTY	3	3	-	3	3	-	-	-	-	1	1	-	-
GENESEE COUNTY	1	1	-	1	1	-	-	-	-	1	1	-	-
GREENE COUNTY	3	3	-	3	3	-	-	-	-	1	1	-	-
HERKIMER COUNTY	2	2	-	2	2	-	-	-	-	-	-	-	-
JEFFERSON COUNTY	2	2	-	2	2	-	-	-	-	-	-	-	-
KINGS COUNTY	717	472	245	446	256	190	271	216	55	36	34	127	73
LIVINGSTON COUNTY	2	2	-	2	2	-	-	-	-	1	1	-	-
MADISON COUNTY	3	3	-	3	3	-	-	-	-	-	-	-	-
MONROE COUNTY	41	38	3	34	31	3	7	7	-	8	7	4	4
MONTGOMERY COUNTY	2	2	-	1	1	-	1	1	-	-	-	1	1
MASSAU COUNTY	300	269	31	186	159	27	114	110	4	32	31	46	37
NEW YORK (MANHATTAN)	364	309	55	268	222	46	96	87	9	45	37	40	38
NIAGARA COUNTY	5	5	-	2	2	-	3	3	-	-	-	2	2
ONEIDA COUNTY	17	17	-	15	15	-	2	2	-	-	-	3	3
ONONDAGA COUNTY	28	27	1	27	26	1	1	1	-	6	5	5	5
ONTARIO COUNTY	4	4	-	4	4	-	-	-	-	-	-	1	1
ORANGE COUNTY	49	41	8	45	37	8	4	4	-	9	6	10	10
ORLEANS COUNTY	1	1	-	1	1	-	1	1	-	-	-	-	-
OTSEGO COUNTY	6	5	1	5	4	1	1	1	-	1	1	-	-
PUTNAM COUNTY	98	50	48	97	49	48	1	1	-	23	8	10	5

340

333



FALL 1991 CREDIT COURSE STUDENTS BY PERMANENT RESIDENCE  
HEALTH SCIENCES CENTERS (EXCL. BUFF., STONY BRK)

PERMANENT RESIDENCE	ALL LEVELS			UNDERGRADUATE			GRADUATE			NEW UNDERGRADUATES TRANSFERS			
	TOTAL	FULL-TIME	PART-TIME	TOTAL	FULL-TIME	PART-TIME	TOTAL	FULL-TIME	PART-TIME	TOTAL	FULL-TIME	TOTAL	
													FULL-TIME
QUEENS COUNTY	369	305	64	201	149	52	168	156	12	24	22	40	28
RENSSELAER COUNTY	9	8	1	9	8	1	-	-	-	5	5	1	1
RICHMOND(STATEN ISLAND)	89	74	15	38	29	9	51	45	6	3	3	11	9
ROCKLAND COUNTY	163	108	55	139	86	53	24	22	2	26	12	20	17
ST. LAWRENCE COUNTY	6	6	-	6	6	-	-	-	-	2	2	1	1
SARATOGA COUNTY	5	5	-	5	5	-	-	-	-	-	-	1	1
SCHENECTADY COUNTY	9	9	-	8	8	-	1	1	-	3	3	1	1
STEBEN COUNTY	1	1	-	-	-	-	1	1	-	-	-	-	-
SUFFOLK COUNTY	255	237	18	187	172	15	68	65	3	34	31	26	25
SULLIVAN COUNTY	10	10	-	8	8	-	2	2	-	4	4	2	2
TIOGA COUNTY	3	3	-	2	2	-	1	1	-	-	-	1	1
TOMPKINS COUNTY	14	14	-	14	14	-	-	-	-	3	3	1	1
ULSTER COUNTY	24	22	2	23	21	2	1	1	-	3	3	3	3
WARREN COUNTY	4	4	-	4	4	-	-	-	-	-	-	2	2
WASHINGTON COUNTY	3	3	-	2	2	-	1	1	-	1	1	-	-
WAYNE COUNTY	3	3	-	3	3	-	-	-	-	1	1	-	-
WESTCHESTER COUNTY	2268	834	1434	2208	780	1428	60	54	6	652	124	185	147
WYOMING COUNTY	1	1	-	1	1	-	-	-	-	-	-	-	-
COUNTY UNKNOWN	1	1	-	1	1	-	-	-	-	-	-	-	-
REST OF THE UNITED STATES	433	370	63	374	318	56	59	52	7	75	55	56	51
ALASKA	1	1	-	1	1	-	-	-	-	-	-	-	-
CALIFORNIA	34	34	-	10	10	-	24	24	-	3	3	1	1
COLORADO	6	6	-	4	4	-	2	2	-	-	-	2	2
CONNECTICUT	137	86	51	134	84	50	3	2	1	30	10	13	11
DISTRICT OF COLUMBIA	1	1	-	1	1	-	-	-	-	-	-	-	-
FLORIDA	13	13	-	12	12	-	1	1	-	2	2	2	2
GEORGIA	4	4	-	4	4	-	-	-	-	1	1	-	-
ILLINOIS	6	6	-	4	4	-	2	2	-	1	1	1	1
INDIANA	4	4	-	4	4	-	-	-	-	-	-	-	-
IOWA	2	2	-	1	1	-	1	1	-	1	1	-	-
KENTUCKY	2	2	-	2	2	-	-	-	-	-	-	-	-
LOUISIANA	1	1	-	1	1	-	-	-	-	1	1	-	-
MAINE	5	5	-	5	5	-	-	-	-	1	1	-	-
MARYLAND	14	14	-	12	12	-	2	2	-	1	1	2	2
MASSACHUSETTS	30	28	2	27	27	-	3	3	2	8	8	6	6
MICHIGAN	9	9	-	7	7	-	2	2	-	1	1	3	3
MINNESOTA	5	5	-	5	5	-	-	-	-	1	1	2	2
MISSOURI	3	3	-	3	3	-	-	-	-	-	-	1	1
NEBRASKA	1	1	-	1	1	-	-	-	-	-	-	1	1
NEW HAMPSHIRE	3	3	-	3	3	-	-	-	-	1	1	-	-
NEW JERSEY	75	66	9	58	53	5	17	13	4	8	8	9	7

FALL 1991 CREDIT COURSE STUDENTS BY PERMANENT RESIDENCE  
HEALTH SCIENCES CENTERS (EXCL. BUFF., STONY BRK)

PERMANENT RESIDENCE	ALL LEVELS		UNDERGRADUATE		GRADUATE		NEW UNDERGRADUATES FIRST TIME		TOTAL TRANSFERS
	TOTAL	FULL-TIME	FULL-TIME	PART-TIME	TOTAL	FULL-TIME	TOTAL	FULL-TIME	
NEW MEXICO	2	2	2	-	-	-	-	-	-
NORTH CAROLINA	7	7	7	-	-	-	-	-	1
OHIO	4	4	4	-	-	-	2	2	-
OREGON	2	2	2	-	-	-	-	-	-
PENNSYLVANIA	13	13	12	-	1	1	2	2	-
RHODE ISLAND	4	4	4	-	-	-	-	-	2
SOUTH CAROLINA	1	1	1	-	-	-	-	-	1
SOUTH DAKOTA	1	1	1	-	-	-	-	-	1
TENNESSEE	4	4	4	-	-	-	-	-	1
TEXAS	17	17	17	-	-	-	5	5	3
VERMONT	8	8	8	-	-	-	3	3	2
VIRGINIA	9	9	9	-	-	-	2	2	-
WASHINGTON	3	3	2	-	1	1	-	-	2
WISCONSIN	2	2	2	-	-	-	1	1	-
FOREIGN COUNTRIES	132	80	67	52	11	24	65	41	10
FAR EAST	86	44	39	42	9	14	47	33	8
BANGLADESH	1	-	1	1	-	-	-	-	-
PEOPLES REPUB. OF CHINA	46	18	8	28	2	12	38	26	4
REPUBLIC OF CHINA	6	5	4	1	-	1	2	1	-
HONG KONG	2	2	2	-	-	-	-	-	2
INDIA	6	-	1	6	1	-	5	5	-
JAPAN	19	15	19	4	4	-	-	-	2
PEOPLES REPUB. OF KOREA	2	1	-	1	-	1	2	1	-
PHILIPPINES	2	1	2	1	1	-	-	-	1
SINGAPORE	1	1	1	-	-	-	-	-	-
THAILAND	1	1	1	-	-	-	-	-	-
NEAR AND MIDDLE EAST	6	3	5	3	2	-	1	1	1
CYPRUS	2	2	2	-	-	-	-	-	-
IRAQ	1	-	1	1	-	-	-	-	-
ISRAEL	1	-	1	-	-	-	-	-	-
JORDAN	1	-	1	-	-	-	-	-	-
PEOPLES REPUB. OF YEMEN	1	1	1	-	-	-	-	-	-
EUROPE	26	21	12	5	12	9	14	5	1
CZECHOSLOVAKIA	7	5	-	2	-	5	7	2	-
FINLAND	1	1	1	-	-	-	-	-	-
FRANCE	3	3	3	-	3	-	-	-	1
FEDERAL REP. OF GERMANY	1	1	-	-	-	1	-	-	-
GERMAN DEMOCRATIC REPUB	1	1	1	-	-	-	-	-	1
GREECE	1	1	1	-	-	-	-	-	-

344

340



FALL 1991 CREDIT COURSE STUDENTS BY PERMANENT RESIDENCE  
HEALTH SCIENCES CENTERS (EXCL. BUFF., STONY BRK)

PERMANENT RESIDENCE	ALL LEVELS			UNDERGRADUATE			GRADUATE			NEW UNDERGRADUATES TRANSFERS		
	TOTAL	FULL-TIME	PART-TIME	TOTAL	FULL-TIME	PART-TIME	TOTAL	FULL-TIME	PART-TIME	TOTAL	FULL-TIME	TOTAL
ICELAND	1	1	-	-	-	-	1	1	-	-	-	-
ITALY	3	2	1	2	2	-	1	-	1	-	-	-
NETHERLANDS	1	1	-	1	1	-	-	-	-	-	-	-
POLAND	3	3	-	-	-	-	2	2	-	-	-	-
SPAIN	2	1	1	1	1	-	1	1	1	1	1	1
UNITED KINGDOM	2	1	1	1	1	-	1	1	-	-	-	-
CARIBBEAN	5	5	-	4	4	-	1	1	-	-	1	-
JAMAICA	1	1	-	1	1	-	-	-	-	-	-	-
ST VINCENT	1	1	-	1	1	-	-	-	-	-	1	-
TRINIDAD-TOBAGO	3	3	-	2	2	-	1	1	-	-	-	-
AFRICA	1	1	-	1	1	-	-	-	-	-	-	-
ZIMBABWE	1	1	-	1	1	-	-	-	-	-	-	-
SOUTH AMERICA	4	2	2	2	2	-	2	2	-	-	-	-
BRAZIL	1	1	-	1	1	-	-	-	-	-	-	-
CHILE	1	-	1	-	-	-	-	-	-	-	-	-
COLOMBIA	2	1	1	1	1	-	1	1	-	-	1	-
OCEANIA	1	1	-	1	1	-	-	-	-	-	-	-
AUSTRALIA	1	1	-	1	1	-	-	-	-	-	-	-
NORTH AMERICA	3	3	-	3	3	-	-	-	-	-	-	-
CANADA	3	3	-	3	3	-	-	-	-	-	-	-

FALL 1991 CREDIT COURSE STUDENTS BY PERMANENT RESIDENCE  
HEALTH SCIENCE CENTER AT BUFFALO

PERMANENT RESIDENCE	ALL LEVELS		UNDERGRADUATE		GRADUATE		NEW UNDERGRADUATES FIRST TIME		TRANSFERS		
	TOTAL	FULL-TIME	PART-TIME	TOTAL	FULL-TIME	PART-TIME	TOTAL	FULL-TIME			
ALL STUDENTS	3055	2284	771	1262	1042	220	1793	1242	551	167	139
UNITED STATES	2789	2086	703	1229	1013	216	1560	1073	487	159	131
NEW YORK COUNTIES	2737	2045	692	1206	992	214	1531	1053	478	152	125
ALBANY COUNTY	13	12	1	4	4	-	9	8	1	-	-
ALLEGANY COUNTY	6	5	1	3	3	-	3	2	1	-	-
BRONX COUNTY	12	11	1	9	8	1	3	3	-	-	2
BROOME COUNTY	24	24	-	15	15	-	9	9	-	-	2
CATTARAUGUS COUNTY	23	14	9	11	10	1	12	4	8	-	2
CAYUGA COUNTY	6	5	1	3	2	1	3	3	-	-	-
CHAUTAUQUA COUNTY	40	35	5	19	19	-	21	16	5	-	7
CHEMUNG COUNTY	13	12	1	8	8	-	5	4	1	-	2
CHENANGO COUNTY	2	2	-	1	1	-	1	1	-	-	-
CLINTON COUNTY	3	3	-	3	3	-	-	-	-	-	1
CORTLAND COUNTY	5	5	-	3	3	-	2	2	-	-	-
DELAWARE COUNTY	2	2	-	-	-	-	2	2	-	-	-
DUTCHESS COUNTY	12	12	-	5	5	-	7	7	-	-	1
* ERIE COUNTY	1746	1190	556	669	497	172	1077	693	384	70	48
ESSEX COUNTY	3	3	-	1	1	-	2	2	-	-	-
FRANKLIN COUNTY	2	2	-	1	1	-	1	1	-	-	-
FULTON COUNTY	4	4	-	3	3	-	1	1	-	-	-
GENESEE COUNTY	26	15	11	11	10	1	15	5	10	3	3
GREENE COUNTY	2	2	-	1	1	-	1	1	-	-	-
HERKIMER COUNTY	3	3	-	2	2	-	1	1	-	-	-
JEFFERSON COUNTY	2	2	-	2	2	-	-	-	-	-	1
KINGS COUNTY	41	41	-	24	24	-	17	17	-	-	2
LEWIS COUNTY	2	2	-	1	1	-	1	1	-	-	-
LIVINGSTON COUNTY	11	7	4	6	5	1	5	2	3	-	1
MADISON COUNTY	4	4	-	3	3	-	1	1	-	-	-
MONROE COUNTY	127	108	19	67	64	3	60	44	16	9	9
MONTGOMERY COUNTY	3	3	-	2	2	-	1	1	-	-	-
NASSAU COUNTY	46	45	1	26	25	1	20	20	-	3	3
NEW YORK (MANHATTAN)	19	19	-	13	13	-	6	6	-	1	1
NIAGARA COUNTY	145	89	56	83	59	24	62	30	32	13	9
ONEIDA COUNTY	22	20	2	13	13	-	9	7	2	1	1
ONONDAGA COUNTY	54	52	2	32	31	1	22	21	1	9	9
ONTARIO COUNTY	9	5	4	4	3	1	5	2	3	-	-
ORANGE COUNTY	8	8	-	5	5	-	3	3	-	-	-
ORLEANS COUNTY	8	1	7	3	1	2	5	-	5	-	-
OSWEGO COUNTY	7	7	-	4	4	-	3	3	-	-	1

34



FALL 1991 CREDIT COURSE STUDENTS BY PERMANENT RESIDENCE  
HEALTH SCIENCE CENTER AT BUFFALO

PERMANENT RESIDENCE	ALL LEVELS		UNDERGRADUATE		GRADUATE		NEW UNDERGRADUATES FIRST TIME		UNDERGRADUATES TRANSFERS	
	TOTAL	FULL-TIME	PART-TIME	TOTAL	FULL-TIME	PART-TIME	TOTAL	FULL-TIME	TOTAL	FULL-TIME
OTSEGO COUNTY	1	1	-	1	-	-	-	-	1	1
PUTNAM COUNTY	2	2	-	-	-	-	2	-	-	-
QUEENS COUNTY	56	55	1	31	30	1	25	-	3	3
RENSELAER COUNTY	2	2	-	1	1	-	1	-	-	-
RICHMOND(STATEN ISLAND)	21	21	-	7	7	-	14	-	-	-
ROCKLAND COUNTY	21	21	-	12	12	-	9	-	2	2
ST. LAWRENCE COUNTY	8	8	-	5	5	-	3	-	1	1
SARATOGA COUNTY	14	13	1	12	11	1	2	-	2	2
SCHENECTADY COUNTY	10	10	-	4	4	-	6	-	-	-
SCHOHARIE COUNTY	1	-	1	-	-	1	-	-	-	-
SENECA COUNTY	3	3	-	3	3	-	-	-	-	-
STEBEN COUNTY	3	3	-	3	3	-	-	-	1	1
SUFFOLK COUNTY	64	62	2	32	32	-	30	2	4	4
SULLIVAN COUNTY	1	1	-	-	-	-	1	-	-	-
TIOGA COUNTY	4	4	-	1	1	-	3	-	-	-
TOMPKINS COUNTY	9	8	1	7	6	1	2	-	-	-
ULSTER COUNTY	5	4	1	3	3	-	2	1	1	1
WARREN COUNTY	1	1	-	-	-	-	1	-	-	-
WASHINGTON COUNTY	3	3	-	-	-	-	3	-	-	-
WAYNE COUNTY	11	11	-	7	7	-	4	-	-	-
WESTCHESTER COUNTY	21	21	-	8	8	-	13	-	1	1
WYOMING COUNTY	8	7	1	5	5	3	1	-	2	2
YATES COUNTY	3	2	1	1	1	-	2	1	-	-
COUNTY UNKNOWN	10	8	2	2	1	1	8	-	-	-
REST OF THE UNITED STATES	51	40	11	23	21	2	28	19	7	6
ARIZONA	2	1	1	2	1	1	-	-	2	1
CALIFORNIA	1	1	-	-	-	-	1	1	-	-
COLORADO	1	1	-	-	-	-	1	1	-	-
CONNECTICUT	1	-	1	-	-	-	-	-	-	-
FLORIDA	1	-	1	-	-	-	1	1	-	-
GEORGIA	2	1	1	-	-	-	2	1	-	-
MAINE	1	1	-	-	-	-	1	1	-	-
MASSACHUSETTS	4	4	-	1	1	-	3	3	1	1
MINNESOTA	2	2	-	-	-	-	2	2	-	-
NEW JERSEY	6	5	1	4	4	-	2	1	1	1
NORTH CAROLINA	1	1	-	-	-	-	1	1	-	-
OHIO	4	3	1	3	3	-	1	-	-	-
OKLAHOMA	3	3	-	2	2	-	1	1	2	2
PENNSYLVANIA	18	13	5	11	10	1	7	3	1	1

\* - INDICATES LOCATION OF INSTITUTION

FALL 1991 CREDIT COURSE STUDENTS BY PERMANENT RESIDENCE  
HEALTH SCIENCE CENTER AT BUFFALO

PERMANENT RESIDENCE	ALL LEVELS		UNDERGRADUATE		GRADUATE		NEW UNDERGRADUATES	
	TOTAL	FULL-TIME	TOTAL	PART-TIME	TOTAL	FULL-TIME	FULL-TIME	TOTAL
TEXAS	1	1	-	-	1	-	-	-
VIRGINIA	1	1	-	-	1	-	-	-
WASHINGTON	1	1	-	-	1	-	-	-
WISCONSIN	1	1	-	-	1	-	-	-
US TERRITORIES + POSS.	1	1	-	-	1	-	-	-
PUERTO RICO	1	1	-	-	1	-	-	-
FOREIGN COUNTRIES	251	184	67	4	222	63	6	6
FAR EAST	151	103	48	2	140	46	-	-
BANGLADESH	3	2	1	-	3	2	1	-
PEOPLES REPUB. OF CHINA	62	42	20	-	61	41	20	-
REPUBLIC OF CHINA	24	18	6	-	24	18	6	-
HONG KONG	9	8	1	2	7	2	2	-
INDIA	16	10	6	-	16	10	6	-
INDONESIA	1	1	-	-	1	1	-	-
JAPAN	3	3	-	-	2	2	-	-
REPUBLIC OF KOREA	24	15	9	1	23	15	8	-
MALAYSIA	2	1	1	-	1	-	1	-
PHILIPPINES	3	-	3	-	3	-	3	-
THAILAND	4	3	1	-	4	3	1	-
NEAR AND MIDDLE EAST	23	19	4	4	19	15	4	2
IRAN	8	8	-	-	7	7	-	-
ISRAEL	2	2	-	-	2	2	-	-
JORDAN	7	6	1	2	5	4	1	2
LEBANON	2	1	1	-	1	-	1	-
PAKISTAN	2	1	1	-	2	1	1	-
SYRIA	1	-	1	-	1	-	1	-
PEOPLES REPUB. OF YEMEN	1	1	-	-	1	1	-	-
EUROPE	15	10	5	2	12	8	4	1
BELGIUM	1	1	-	-	1	1	-	-
GREECE	3	1	2	-	3	1	2	-
ICELAND	1	1	-	-	1	1	-	-
ITALY	2	2	-	-	2	2	-	-
NETHERLANDS	2	1	1	-	2	1	1	-
POLAND	1	1	-	1	-	-	-	-
ROMANIA	1	1	-	-	1	1	-	-
SWEDEN	1	1	-	1	-	-	-	-

351

0.52



FALL 1991 CREDIT COURSE STUDENTS BY PERMANENT RESIDENCE  
HEALTH SCIENCE CENTER AT BUFFALO

PERMANENT RESIDENCE	ALL LEVELS			UNDERGRADUATE			GRADUATE			NEW UNDERGRADUATES TRANSFERS				
	TOTAL	FULL-TIME	PART-TIME	TOTAL	FULL-TIME	PART-TIME	TOTAL	FULL-TIME	PART-TIME	TOTAL	FULL-TIME	TOTAL	FULL-TIME	
UNITED KINGDOM	1	-	1	1	-	-	-	-	-	-	-	-	-	-
UGOSLAVIA	2	1	1	-	-	-	2	1	1	-	-	-	-	-
CARIBBEAN	1	-	1	1	-	-	-	-	-	-	-	-	-	-
TRINIDAD-TOBAGO	1	-	1	1	-	-	-	-	-	-	-	-	-	-
AFRICA	5	4	1	-	-	-	5	4	1	-	-	-	-	-
BOTSWANA	1	1	-	-	-	-	1	1	-	-	-	-	-	-
IVORY COAST	1	1	-	-	-	-	1	1	-	-	-	-	-	-
KENYA	1	1	-	-	-	-	1	1	-	-	-	-	-	-
SOUTH AFRICA	1	1	-	-	-	-	1	1	-	-	-	-	-	-
ZAIRE	1	1	-	-	-	-	1	1	-	-	-	-	-	-
CENTRAL AMERICA	1	1	-	-	-	-	1	1	-	-	-	-	-	-
HONDURAS	1	1	-	-	-	-	1	1	-	-	-	-	-	-
SOUTH AMERICA	5	3	2	-	-	-	5	3	2	-	-	-	-	-
BRAZIL	2	2	-	-	-	-	2	2	-	-	-	-	-	-
COLOMBIA	1	-	1	-	-	-	1	1	-	-	-	-	-	-
PERU	2	1	1	-	-	-	2	1	1	-	-	-	-	-
NORTH AMERICA	50	44	6	10	10	-	40	34	6	6	3	3	3	3
CANADA	49	43	6	10	10	-	39	33	6	6	3	3	3	3
MEXICO	1	1	-	-	-	-	1	1	-	-	-	-	-	-
RESIDENCE UNKNOWN	15	14	1	4	4	-	11	10	1	1	2	2	2	2
RESIDENCE UNSPECIFIED	15	14	1	4	4	-	11	10	1	1	2	2	2	2





FALL 1991 CREDIT COURSE STUDENTS BY PERMANENT RESIDENCE  
HEALTH SCIENCE CENTER AT BROOKLYN

PERMANENT RESIDENCE	ALL LEVELS			UNDERGRADUATE			GRADUATE			NEW UNDERGRADUATES TRANSFERS			
	TOTAL	FULL-TIME	PART-TIME	TOTAL	FULL-TIME	PART-TIME	TOTAL	FULL-TIME	PART-TIME	TOTAL	FULL-TIME	TOTAL	FULL-TIME
ALL STUDENTS	1591	1166	425	570	288	282	1021	878	143	-	-	229	144
UNITED STATES	1515	1134	381	558	279	279	957	855	102	-	-	224	139
NEW YORK COUNTIES	1452	1082	370	549	274	275	903	808	95	-	-	218	135
ALBANY COUNTY	9	9	-	-	-	-	9	9	-	-	-	-	-
* BRONX COUNTY	53	39	14	27	16	11	26	23	3	-	-	11	8
BROOME COUNTY	5	5	-	-	-	-	5	5	-	-	-	-	-
CATTARAUGUS COUNTY	1	1	-	-	-	-	1	1	-	-	-	-	-
CHENANGO COUNTY	1	1	-	1	1	-	1	1	-	-	-	1	1
COLUMBIA COUNTY	1	1	-	-	-	-	1	1	-	-	-	-	-
DUTCHESS COUNTY	2	2	-	-	-	-	2	2	-	-	-	-	-
ERIE COUNTY	7	7	-	1	1	-	6	6	-	-	-	-	-
* KINGS COUNTY	578	341	237	309	126	183	269	215	54	-	-	113	59
MONROE COUNTY	8	8	-	1	1	-	7	7	-	-	-	1	1
MONTGOMERY COUNTY	1	1	-	-	-	-	1	1	-	-	-	-	-
NASSAU COUNTY	158	139	19	44	29	15	114	110	4	-	-	25	16
* NEW YORK (MANHATTAN)	133	112	21	41	29	12	92	83	9	-	-	21	19
NIAGARA COUNTY	3	3	-	-	-	-	3	3	-	-	-	-	-
ONEIDA COUNTY	2	2	-	-	-	-	2	2	-	-	-	-	-
ONONDAGA COUNTY	1	1	-	-	-	-	1	1	-	-	-	-	-
ORANGE COUNTY	6	5	1	2	1	1	4	4	-	-	-	-	-
ORLEANS COUNTY	1	1	-	-	-	-	1	1	-	-	-	-	-
OTSEGO COUNTY	1	1	-	-	-	-	1	1	-	-	-	-	-
PUTNAM COUNTY	1	1	-	-	-	-	1	1	-	-	-	-	-
* QUEENS COUNTY	244	195	49	77	40	37	167	155	12	-	-	32	20
* RICHMOND (STATEN ISLAND)	68	56	12	17	11	6	51	45	6	-	-	6	4
ROCKLAND COUNTY	29	24	5	5	2	3	24	22	2	-	-	-	-
SCHENECTADY COUNTY	1	1	-	-	-	-	1	1	-	-	-	-	-
STEBEN COUNTY	1	1	-	-	-	-	1	1	-	-	-	-	-
SUFFOLK COUNTY	87	78	9	19	13	6	68	65	3	-	-	7	6
SULLIVAN COUNTY	2	2	-	-	-	-	2	2	-	-	-	-	-
TIOGA COUNTY	1	1	-	-	-	-	1	1	-	-	-	-	-
ULSTER COUNTY	1	1	-	-	-	-	1	1	-	-	-	-	-
WESTCHESTER COUNTY	45	42	3	4	3	1	41	39	2	-	-	1	1
COUNTY UNKNOWN	1	1	-	1	1	-	-	-	-	-	-	-	-
* - LOCATED IN NEW YORK CITY													
REST OF T - UNITED STATES	63	52	11	9	5	4	54	47	7	-	-	6	4

FALL 1991 CREDIT COURSE STUDENTS BY PERMANENT RESIDENCE  
HEALTH SCIENCE CENTER AT BROOKLYN

PERMANENT RESIDENCE	ALL LEVELS		UNDERGRADUATE		GRADUATE		NEW UNDERGRADUATES FIRST TIME		TRANSFERS	
	TOTAL	FULL-TIME	PART-TIME	TOTAL	FULL-TIME	PART-TIME	TOTAL	FULL-TIME	TOTAL	FULL-TIME
CALIFORNIA	23	23	-	-	23	-	-	-	-	-
COLORADO	1	1	-	-	1	-	-	-	-	-
CONNECTICUT	3	2	1	-	3	2	1	-	-	-
FLORIDA	1	1	-	-	1	-	-	-	-	-
ILLINOIS	2	2	-	-	2	-	-	-	-	-
MARYLAND	3	3	-	-	3	-	-	-	-	-
MASSACHUSETTS	4	2	2	-	4	2	2	-	-	-
MICHIGAN	2	2	-	-	2	-	-	-	-	-
NEW JERSEY	22	14	8	6	20	12	4	-	3	1
TEXAS	1	1	-	1	2	-	-	-	1	1
WASHINGTON	1	1	-	-	1	-	-	-	-	-
FOREIGN COUNTRIES	76	32	44	12	9	23	41	-	5	5
FAR EAST	55	19	36	9	6	13	33	-	4	4
PEOPLES REPUB. OF CHINA	46	18	28	8	2	12	26	-	4	4
REPUBLIC OF CHINA	1	-	1	-	-	-	1	-	-	-
INDIA	6	6	-	1	-	5	5	-	-	-
PEOPLES REPUB. OF KOREA	2	1	1	-	-	2	1	-	-	-
NEAR AND MIDDLE EAST	2	1	1	1	1	-	1	-	1	1
CYPRUS	1	1	-	1	1	-	-	-	1	1
JORDAN	1	-	1	-	-	-	-	-	-	-
EUROPE	14	9	5	-	-	9	5	-	-	-
CZECHOSLOVAKIA	7	5	2	-	-	7	2	-	-	-
FEDERAL REP. OF GERMANY	1	1	-	-	-	1	-	-	-	-
ICELAND	1	1	-	-	-	1	-	-	-	-
ITALY	1	1	-	-	-	1	-	-	-	-
POLAND	2	2	-	-	-	2	-	-	-	-
SPAIN	1	-	1	-	-	1	-	-	-	-
UNITED KINGDOM	1	-	1	-	-	1	-	-	-	-
CARIBBEAN	3	3	-	2	2	1	1	-	-	-
TRINIDAD-TOBAGO	3	3	-	2	2	1	1	-	-	-
SOUTH AMERICA	2	-	2	-	-	2	-	-	-	-
CHILE	1	-	1	-	-	1	-	-	-	-
COLOMBIA	1	-	1	-	-	1	-	-	-	-

FALL 1991 CREDIT COURSE STUDENTS BY PERMANENT RESIDENCE  
HEALTH SCIENCE CENTER AT STONY BROOK

PERMANENT RESIDENCE	ALL LEVELS		UNDERGRADUATE		GRADUATE		NEW UNDERGRADUATES FIRST TIME		TOTAL TRANSFERS	
	TOTAL	FULL-TIME	TOTAL	FULL-TIME	TOTAL	FULL-TIME	TOTAL	FULL-TIME		
ALL STUDENTS	1897	1345	485	367	118	978	434	-	129	99
UNITED STATES	1819	1269	481	363	118	906	432	-	128	98
NEW YORK COUNTIES	1796	1247	473	355	118	892	431	-	123	93
ALBANY COUNTY	2	2	-	-	-	2	2	-	-	-
BROOK COUNTY	20	18	6	6	-	14	12	2	-	-
BROOME COUNTY	2	2	-	-	-	2	2	-	-	-
CHAUTAUQUA COUNTY	1	1	-	-	-	1	1	-	-	-
CLINTON COUNTY	1	1	1	1	-	-	-	-	-	-
CORTLAND COUNTY	1	1	-	-	-	1	1	-	-	-
DELAWARE COUNTY	1	1	-	-	-	1	1	-	-	-
DUTCHESS COUNTY	11	11	3	3	-	8	8	-	-	-
ERIE COUNTY	3	3	-	-	-	3	3	-	-	-
FULTON COUNTY	1	1	-	-	-	1	1	-	-	-
KINGS COUNTY	73	68	19	19	-	54	49	5	2	2
MONROE COUNTY	10	10	-	-	-	10	10	-	-	-
MONTGOMERY COUNTY	1	1	-	-	-	1	1	-	-	-
NASSAU COUNTY	287	206	71	57	14	216	149	67	23	20
NEW YORK (MANHATTAN)	48	46	11	11	-	37	35	2	2	2
ONEIDA COUNTY	2	2	-	-	-	2	2	-	-	-
ONONDAGA COUNTY	7	7	-	-	-	7	7	-	-	-
ORANGE COUNTY	3	2	-	-	-	3	2	1	-	-
PUTNAM COUNTY	1	1	-	-	-	1	1	-	-	-
QUEENS COUNTY	134	120	37	36	1	97	84	13	5	5
RENSSELAER COUNTY	1	1	-	-	-	1	1	-	-	-
RICHMOND (STATEN ISLAND)	22	22	9	9	-	13	13	-	3	3
ROCKLAND COUNTY	27	27	5	5	-	22	22	-	1	1
ST. LAWRENCE COUNTY	2	2	-	-	-	2	2	-	-	-
SCHENECTADY COUNTY	1	1	-	-	-	1	1	-	-	-
STEUBEN COUNTY	1	1	-	-	-	1	1	-	-	-
* SUFFOLK COUNTY	1080	637	297	194	103	783	443	340	84	57
SULLIVAN COUNTY	1	1	-	-	-	1	1	-	-	-
TIOGA COUNTY	3	3	2	2	-	1	1	-	1	1
TOMPKINS COUNTY	2	2	-	-	-	2	2	-	-	-
ULSTER COUNTY	6	6	2	2	-	4	4	-	-	-
WESTCHESTER COUNTY	41	40	10	10	-	31	30	1	2	2
REST OF THE UNITED STATES	23	22	8	8	-	15	14	1	5	5

\* - INDICATES LOCATION OF INSTITUTION

REST OF THE UNITED STATES

FALL 1991 CREDIT COURSE STUDENTS BY PERMANENT RESIDENCE  
HEALTH SCIENCE CENTER AT STONY BROOK

PERMANENT RESIDENCE	ALL LEVELS			UNDERGRADUATE			GRADUATE			NEW UNDERGRADUATES TRANSFERS		
	TOTAL	FULL-TIME	PART-TIME	TOTAL	FULL-TIME	PART-TIME	TOTAL	FULL-TIME	PART-TIME	TOTAL	FULL-TIME	TOTAL
CALIFORNIA	4	4	-	1	1	-	3	3	-	-	-	1
COLORADO	2	2	-	1	1	-	1	1	-	-	-	-
CONNECTICUT	2	2	-	1	1	-	1	1	-	-	-	1
DISTRICT OF COLUMBIA	1	1	-	1	1	-	1	1	-	-	-	-
FLORIDA	1	1	-	-	-	-	1	1	-	-	-	-
MASSACHUSETTS	3	3	-	-	-	-	3	3	-	-	-	-
MISSOURI	1	1	-	-	-	-	1	1	-	-	-	-
NEW HAMPSHIRE	1	1	-	1	1	-	1	1	-	-	-	-
NEW JERSEY	1	1	-	-	-	-	1	1	-	-	-	-
NORTH CAROLINA	1	1	-	1	1	-	1	1	-	-	1	1
PENNSYLVANIA	3	2	1	-	-	-	3	2	1	-	-	-
TENNESSEE	1	1	-	-	-	-	1	1	-	-	-	-
UTAH	1	1	-	1	1	-	-	-	-	-	1	1
VIRGINIA	1	1	-	1	1	-	-	-	-	-	1	1
FOREIGN COUNTRIES	42	40	2	4	4	-	38	36	2	-	-	1
FAR EAST	29	28	1	3	3	-	26	25	1	-	-	-
PEOPLES REPUB. OF CHINA	15	15	-	-	-	-	15	15	-	-	-	-
REPUBLIC OF CHINA	5	4	1	1	1	-	4	3	1	-	-	-
HONG KONG	2	2	-	2	2	-	-	-	-	-	-	-
INDIA	3	3	-	-	-	-	3	3	-	-	-	-
REPUBLIC OF KOREA	2	2	-	-	-	-	2	2	-	-	-	-
SRI LANKA	1	1	-	-	-	-	1	1	-	-	-	-
THAILAND	1	1	-	-	-	-	1	1	-	-	-	-
NEAR AND MIDDLE EAST	1	-	1	-	-	-	1	-	1	-	-	-
ISRAEL	1	-	1	-	-	-	1	-	1	-	-	-
EUROPE	6	6	-	-	-	-	6	6	-	-	-	-
DENMARK	1	1	-	-	-	-	1	1	-	-	-	-
FEDERAL REP. OF GERMANY	2	2	-	-	-	-	2	2	-	-	-	-
SPAIN	1	1	-	-	-	-	1	1	-	-	-	-
SOVIET SOCIALIST REPUB.	1	1	-	-	-	-	1	1	-	-	-	-
YUGOSLAVIA	1	1	-	-	-	-	1	1	-	-	-	-
AFRICA	2	2	-	-	-	-	2	2	-	-	-	-
ETHIOPIA	1	1	-	-	-	-	1	1	-	-	-	-
NIGERIA	1	1	-	-	-	-	1	1	-	-	-	-
SOUTH AMERICA	3	3	-	1	1	-	2	2	-	-	1	1

FALL 1991 CREDIT COURSE STUDENTS BY PERMANENT RESIDENCE  
HEALTH SCIENCE CENTER AT STONY BROOK

PERMANENT RESIDENCE	ALL LEVELS			UNDERGRADUATE			GRADUATE			NEW UNDERGRADUATES FIRST TIME TRANSFERS			
	TOTAL	FULL- TIME	PART- TIME	TOTAL	FULL- TIME	PART- TIME	TOTAL	FULL- TIME	PART- TIME	TOTAL	FULL- TIME	TOTAL	FULL TIME
CHILE	2	2	-	-	-	-	2	2	-	-	-	-	-
VENEZUELA	1	1	-	1	1	-	-	-	-	-	-	-	1
NORTH AMERICA	1	1	-	-	-	-	1	1	-	-	-	-	-
BERMUDA	1	1	-	-	-	-	1	1	-	-	-	-	-
RESIDENCE UNKNOWN	36	36	-	-	-	-	36	36	-	-	-	-	-
RESIDENCE UNSPECIFIED	36	36	-	-	-	-	36	36	-	-	-	-	-



FALL 1991 CREDIT COURSE STUDENTS BY PERMANENT RESIDENCE  
HEALTH SCIENCE CENTER AT SYRACUSE

PERMANENT RESIDENCE	ALL LEVELS		UNDERGRADUATE		GRADUATE		NEW UNDERGRADUATES FIRST TIME		TRANSFERS				
	TOTAL	FULL-TIME	PART-TIME	TOTAL	FULL-TIME	PART-TIME	TOTAL	FULL-TIME	TOTAL	FULL-TIME			
ALL STUDENTS	1074	872	202	380	227	153	694	645	49	17	17	156	88
UNITED STATES	1043	853	190	380	227	153	663	626	37	17	17	156	88
NEW YORK COUNTIES	996	811	185	371	221	150	625	590	35	17	17	150	85
ALBANY COUNTY	16	16	-	-	-	-	16	16	-	-	-	-	-
BRONX COUNTY	12	12	-	1	1	-	11	11	-	-	-	-	-
BROOME COUNTY	29	27	2	10	9	1	19	18	1	-	-	4	3
CATTARAUGUS COUNTY	1	1	-	-	-	-	1	1	-	-	-	-	-
CAYUGA COUNTY	33	10	23	28	6	22	5	4	1	-	-	15	2
CHAUTAUQUA COUNTY	6	6	-	2	2	-	4	4	-	-	-	1	1
CHEMUNG COUNTY	8	6	2	4	2	2	4	4	-	-	-	3	1
CHENANGO COUNTY	3	3	-	3	3	-	-	-	-	-	-	1	1
CLINTON COUNTY	3	3	-	2	2	-	1	1	-	-	-	2	2
COLUMBIA COUNTY	1	1	-	-	-	-	1	1	-	-	-	-	-
CORTLAND COUNTY	9	5	4	6	2	4	3	3	-	-	-	2	1
DELAWARE COUNTY	1	1	-	1	1	-	-	-	-	-	-	-	-
DUTCHESS COUNTY	14	13	1	4	4	-	10	9	1	-	-	1	1
ERIE COUNTY	27	27	-	6	6	-	21	21	-	1	1	1	1
ESSEX COUNTY	1	1	-	1	1	-	-	-	-	-	-	1	1
FRANKLIN COUNTY	1	1	1	-	-	-	1	-	1	-	-	-	-
FULTON COUNTY	6	5	1	5	4	1	1	1	-	2	2	2	1
HERKIMER COUNTY	6	6	-	3	3	-	3	3	-	-	-	1	1
JEFFERSON COUNTY	10	6	4	5	3	2	5	3	2	-	-	3	1
KINGS COUNTY	25	24	1	4	3	1	21	21	-	-	-	2	2
LEWIS COUNTY	3	3	-	2	2	-	1	1	-	-	-	-	-
LIVINGSTON COUNTY	4	4	-	2	2	-	2	2	-	-	-	4	4
MADISON COUNTY	15	9	6	10	5	5	5	4	1	-	-	4	4
MONROE COUNTY	35	34	1	8	7	1	27	27	-	-	-	5	4
MONTGOMERY COUNTY	1	1	-	-	-	-	1	1	-	-	-	-	-
NASSAU COUNTY	89	89	-	8	8	-	81	81	-	-	-	3	3
NEW YORK (MANHATTAN)	24	24	-	1	1	-	23	23	-	-	-	-	-
NIAGARA COUNTY	3	3	-	-	-	-	3	3	-	-	-	-	-
ONEIDA COUNTY	36	31	5	15	10	5	21	21	-	2	2	12	8
* ONONDAGA COUNTY	322	207	115	173	84	89	149	123	26	5	5	65	32
ONTARIO COUNTY	5	5	-	1	1	-	4	4	-	-	-	1	1
ORANGE COUNTY	5	5	-	1	1	-	4	4	-	-	-	4	3
OSWEGO COUNTY	20	11	9	16	8	8	4	3	1	2	2	4	3
OTSEGO COUNTY	4	4	1	3	1	-	3	3	-	-	-	-	-
PUTNAM COUNTY	3	3	-	2	2	-	1	1	-	1	1	-	-
QUEENS COUNTY	57	55	2	8	6	2	49	49	-	-	-	3	2



FALL 1991 CREDIT COURSE STUDENTS BY PERMANENT RESIDENCE  
HEALTH SCIENCE CENTER AT SYRACUSE

PERMANENT RESIDENCE	ALL LEVELS			UNDERGRADUATE			GRADUATE			NEW UNDERGRADUATES TRANSFERS		
	TOTAL	FULL-TIME	PART-TIME	TOTAL	FULL-TIME	PART-TIME	TOTAL	FULL-TIME	PART-TIME	TOTAL	FULL-TIME	TOTAL
RENSSELAER COUNTY	8	8	-	1	1	-	7	7	-	-	-	-
RICHMOND(STATEN ISLAND)	6	6	-	-	-	-	6	6	-	-	-	-
ROCKLAND COUNTY	11	11	-	2	2	-	9	9	-	-	-	1
ST. LAWRENCE COUNTY	9	8	1	4	3	1	5	5	2	2	-	2
SARATOGA COUNTY	13	12	1	-	-	-	13	12	1	-	-	-
SCHENECTADY COUNTY	5	5	-	1	1	-	4	4	-	-	-	-
SCHOHARIE COUNTY	1	1	-	-	-	-	1	1	-	-	-	-
SENECA COUNTY	4	2	2	-	2	-	-	-	1	1	-	-
STEUBEN COUNTY	7	6	1	3	2	1	4	4	-	-	-	1
SUFFOLK COUNTY	46	46	-	6	6	-	40	40	1	1	-	3
SULLIVAN COUNTY	1	1	-	1	1	-	-	-	-	-	-	1
TIOGA COUNTY	5	4	1	3	2	1	2	2	-	-	-	1
TOMPKINS COUNTY	7	6	1	6	5	1	1	1	-	-	-	1
ULSTER COUNTY	4	4	-	-	-	-	4	4	-	-	-	-
WARREN COUNTY	1	1	-	-	-	-	1	1	-	-	-	-
WASHINGTON COUNTY	5	5	-	2	2	-	3	3	-	-	-	-
WAYNE COUNTY	3	2	1	3	2	1	-	-	-	-	-	1
WESTCHESTER COUNTY	21	21	-	1	1	-	20	20	-	-	-	-
WYOMING COUNTY	1	1	-	1	1	-	-	-	-	-	-	-
REST OF THE UNITED STATES	44	39	5	9	6	3	35	33	2	-	-	6
CALIFORNIA	3	2	1	1	-	1	2	2	-	-	-	1
COLORADO	1	1	-	-	-	-	1	1	-	-	-	-
CONNECTICUT	1	-	1	-	-	-	-	-	1	-	-	-
FLORIDA	4	4	-	1	1	-	3	3	-	-	-	-
GEORGIA	1	1	-	-	-	-	1	1	-	-	-	-
INDIANA	2	2	-	-	-	-	2	2	-	-	-	-
KANSAS	1	1	-	-	-	-	1	1	-	-	-	-
MARYLAND	3	3	-	2	2	-	1	1	-	-	-	2
MASSACHUSETTS	2	2	-	-	-	-	2	2	-	-	-	-
MICHIGAN	1	1	-	-	-	-	1	1	-	-	-	-
NEVADA	1	-	1	1	-	1	-	-	-	-	-	-
NEW HAMPSHIRE	1	1	-	-	-	-	1	1	-	-	-	-
NEW JERSEY	10	9	1	3	2	1	7	7	-	-	-	1
NORTH DAKOTA	2	2	-	1	1	-	1	1	-	-	-	1
OHIO	1	1	-	-	-	-	1	1	-	-	-	-
PENNSYLVANIA	6	5	1	-	-	-	6	5	1	-	-	-
WASHINGTON	3	3	-	-	-	-	3	3	-	-	-	-
WISCONSIN	1	1	-	-	-	-	1	1	-	-	-	-

\* - INDICATES LOCATION OF INSTITUTION

FALL 1991 CREDIT COURSE STUDENTS BY PERMANENT RESIDENCE  
HEALTH SCIENCE CENTER AT SYRACUSE

PERMANENT RESIDENCE	ALL LEVELS			UNDERGRADUATE			GRADUATE			NEW UNDERGRADUATES FIRST TIME		UNDERGRADUATES TRANSFERS	
	TOTAL	FULL-TIME	PART-TIME	TOTAL	FULL-TIME	PART-TIME	TOTAL	FULL-TIME	PART-TIME	TOTAL	FULL-TIME	TOTAL	FULL-TIME
US TERRITORIES + POSS.	3	3	-	-	-	-	3	3	-	-	-	-	-
PUERTO RICO	2	2	-	-	-	-	2	2	-	-	-	-	-
VIRGIN ISLANDS	1	1	-	-	-	-	1	1	-	-	-	-	-
FOREIGN COUNTRIES	31	19	12	-	-	-	31	19	12	-	-	-	-
FAR EAST	22	11	11	-	-	-	22	11	11	-	-	-	-
PEOPLES REPUB. OF CHINA	18	7	11	-	-	-	18	7	11	-	-	-	-
HONG KONG	1	1	-	-	-	-	1	1	-	-	-	-	-
INDIA	3	3	-	-	-	-	3	3	-	-	-	-	-
NEAR AND MIDDLE EAST	2	2	-	-	-	-	2	2	-	-	-	-	-
SYRIA	1	1	-	-	-	-	1	1	-	-	-	-	-
TURKEY	1	1	-	-	-	-	1	1	-	-	-	-	-
EUROPE	2	2	-	-	-	-	2	2	-	-	-	-	-
FEDERAL REP. OF GERMANY	1	1	-	-	-	-	1	1	-	-	-	-	-
YUGOSLAVIA	1	1	-	-	-	-	1	1	-	-	-	-	-
AFRICA	1	1	-	-	-	-	1	1	-	-	-	-	-
NIGERIA	1	1	-	-	-	-	1	1	-	-	-	-	-
SOUTH AMERICA	1	1	-	-	-	-	1	1	-	-	-	-	-
GUYANA	1	1	-	-	-	-	1	1	-	-	-	-	-
NORTH AMERICA	3	2	1	-	-	-	3	2	1	-	-	-	-
CANADA	3	2	1	-	-	-	3	2	1	-	-	-	-

369

370



FALL 1991 CREDIT COURSE STUDENTS BY PERMANENT RESIDENCE  
ALL SPECIALIZED COLLEGES

PERMANENT RESIDENCE	ALL LEVELS		UNDERGRADUATE		GRADUATE		NEW UNDERGRADUATES FIRST TIME		TOTAL			
	TOTAL	FULL-TIME	PART-TIME	TOTAL	FULL-TIME	PART-TIME	TOTAL	FULL-TIME				
ALL STUDENTS	5473	3654	1819	4094	2996	1098	658	721	268	266	1170	930
UNITED STATES	5133	3469	1664	4044	2947	1097	522	567	261	259	1160	920
NEW YORK COUNTIES	4767	3162	1605	3788	2703	1085	459	520	216	215	1111	876
ALBANY COUNTY	153	66	87	143	62	81	4	6	2	2	43	31
ALLEGANY COUNTY	3	2	1	2	2	-	-	1	-	-	1	1
BRONX COUNTY	73	66	7	63	59	4	7	3	14	14	10	9
BROOME COUNTY	82	70	12	70	64	6	6	6	1	1	22	21
CATTARAUGUS COUNTY	12	12	9	9	3	-	3	-	1	1	1	1
CAYUGA COUNTY	59	39	20	44	32	12	7	8	1	1	15	13
CHAUTAUQUA COUNTY	26	26	-	24	24	-	2	-	1	1	11	11
CHEMUNG COUNTY	8	7	-	6	6	-	1	-	-	-	3	3
CHENANGO COUNTY	36	23	13	34	23	11	2	2	-	-	14	11
CLINTON COUNTY	12	12	-	11	11	-	1	-	-	-	5	5
COLUMBIA COUNTY	22	16	6	18	13	5	4	1	3	3	2	2
CORTLAND COUNTY	27	19	8	19	17	2	8	6	3	3	6	5
DELAWARE COUNTY	20	18	5	21	17	4	2	1	-	-	12	10
DUTCHESS COUNTY	84	79	5	74	72	2	7	3	6	6	27	26
ERIE COUNTY	123	109	14	100	96	4	13	10	7	7	35	35
ESSEX COUNTY	14	10	4	10	10	-	4	4	2	2	6	6
FRANKLIN COUNTY	12	10	2	12	10	2	-	-	-	-	6	6
FULTON COUNTY	40	27	13	35	25	10	2	3	-	-	8	6
GENESEE COUNTY	7	7	-	6	6	-	1	-	-	-	3	3
GREENE COUNTY	20	15	5	19	14	5	1	-	1	1	4	4
HAMILTON COUNTY	3	3	-	3	3	-	-	-	-	-	-	-
HERKIMER COUNTY	242	138	104	222	137	85	20	19	-	-	71	52
JEFFERSON COUNTY	65	33	32	63	33	30	2	2	1	1	17	12
LIVINGSTON COUNTY	99	92	7	62	62	-	37	7	13	13	21	21
LIVINGSTON COUNTY	28	15	13	28	15	13	-	-	-	-	11	6
LIVINGSTON COUNTY	9	7	-	7	6	-	2	1	1	1	2	2
MADISON COUNTY	89	55	34	78	52	26	11	3	2	2	26	16
MONROE COUNTY	110	100	10	97	93	4	13	6	7	7	34	34
MONTGOMERY COUNTY	33	18	15	32	18	14	1	1	1	1	10	9
NASSAU COUNTY	170	157	13	119	112	7	51	6	21	21	22	21
NEW YORK (MANHATTAN)	115	99	16	43	40	3	72	13	10	10	9	8
NIAGARA COUNTY	28	26	-	26	26	-	2	2	1	1	10	10
ONEIDA COUNTY	1187	574	613	994	537	457	193	156	2	2	319	205
ONONDAGA COUNTY	554	291	263	337	226	111	217	65	13	12	85	64
ONTARIO COUNTY	17	13	4	11	11	-	6	4	1	1	4	4
ORANGE COUNTY	50	48	2	44	44	-	6	4	3	3	9	9

FALL 1991 CREDIT COURSE STUDENTS BY PERMANENT RESIDENCE  
ALL SPECIALIZED COLLEGES

PERMANENT RESIDENCE	ALL LEVELS		UNDERGRADUATE		GRADUATE		NEW UNDERGRADUATES FIRST TIME		NEW UNDERGRADUATES TRANSFERS TOTAL	FULL-TIME
	TOTAL	FULL-TIME	PART-TIME	TOTAL	FULL-TIME	PART-TIME	TOTAL	FULL-TIME		
ORLEANS COUNTY	2	2	-	2	-	-	-	-	1	1
OSWEGO COUNTY	34	24	10	4	4	6	2	2	8	8
OTSEGO COUNTY	40	27	13	12	3	1	-	-	12	9
PUTNAM COUNTY	24	22	2	1	22	21	4	4	4	4
QUEENS COUNTY	146	133	13	4	65	56	16	16	14	14
RENSELAER COUNTY	114	41	73	67	7	1	2	2	32	18
RICHMOND (STATEN ISLAND)	35	27	8	3	14	9	5	8	2	2
ROCKLAND COUNTY	42	39	3	1	9	7	2	5	9	9
ST. LAWRENCE COUNTY	43	18	25	17	8	1	1	1	10	8
SARATOGA COUNTY	90	47	43	32	14	3	11	3	16	11
SCHENECTADY COUNTY	59	31	28	25	6	3	3	1	18	12
SCHOHARIE COUNTY	11	7	4	7	3	-	3	-	2	2
SCHUYLER COUNTY	7	5	2	4	2	1	1	-	2	1
SENECA COUNTY	9	8	1	7	1	1	-	1	2	2
STEBEN COUNTY	14	14	-	14	-	-	-	-	6	6
SUFFOLK COUNTY	212	200	12	174	32	26	6	34	33	32
SULLIVAN COUNTY	17	16	1	16	-	-	-	1	6	6
TIOGA COUNTY	20	18	2	17	1	1	-	-	7	7
TOMPKINS COUNTY	19	15	4	12	7	3	4	-	4	4
ULSTER COUNTY	35	32	3	29	6	3	3	2	6	6
WARREN COUNTY	15	12	3	11	3	2	2	2	1	1
WASHINGTON COUNTY	23	20	3	19	1	1	-	1	10	10
WAYNE COUNTY	9	7	2	7	1	-	1	-	5	4
WESTCHESTER COUNTY	92	78	14	62	30	19	11	10	12	12
WYOMING COUNTY	8	8	-	7	1	1	-	1	4	4
YATES COUNTY	7	4	3	3	4	1	3	1	1	1
COUNTY UNKNOWN	5	5	-	5	-	-	-	2	-	-
REST OF THE UNITED STATES	360	302	58	252	108	62	46	45	49	44
ALABAMA	1	-	1	-	1	-	1	-	-	-
ALASKA	1	-	1	-	1	-	1	-	-	-
CALIFORNIA	9	7	2	2	7	5	2	1	-	-
COLORADO	2	1	1	-	2	1	-	-	-	-
CONNECTICUT	40	31	9	26	14	5	9	6	6	6
DELAWARE	1	1	-	1	-	-	-	-	-	-
DISTRICT OF COLUMBIA	2	1	1	1	1	1	-	-	-	-
FLORIDA	2	2	-	2	-	-	-	-	1	1
GEORGIA	2	2	-	2	-	-	-	-	-	-
IDAHO	1	-	1	-	1	-	-	-	-	-
ILLINOIS	4	4	-	2	2	2	-	1	-	-
IOWA	3	3	-	-	3	3	-	-	-	-
KENTUCKY	5	1	4	4	1	-	1	-	3	-

FALL 1991 CREDIT COURSE STUDENTS BY PERMANENT RESIDENCE  
ALL SPECIALIZED COLLEGES

PERMANENT RESIDENCE	ALL LEVELS		UNDERGRADUATE		GRADUATE		NEW UNDERGRADUATES FIRST TIME		TRANSFERS	
	TOTAL	FULL-TIME	PART-TIME	TOTAL	FULL-TIME	PART-TIME	TOTAL	FULL-TIME	TOTAL	FULL-TIME
LOUISIANA	1	1	-	1	1	-	-	1	-	-
MAINE	4	3	1	2	2	2	-	-	1	-
MARYLAND	24	23	1	20	4	3	1	5	1	1
MASSACHUSETTS	34	30	4	24	23	7	3	3	9	8
MICHIGAN	4	4	-	2	2	2	-	1	-	-
MISSOURI	1	1	-	1	1	-	-	-	-	-
NEW HAMPSHIRE	9	8	1	6	3	2	1	-	1	1
NEW JERSEY	105	91	14	81	76	15	9	19	9	9
NORTH CAROLINA	1	-	1	-	-	-	1	-	-	-
OHIO	9	7	2	6	6	1	2	-	1	1
OKLAHOMA	1	1	-	1	1	-	-	-	1	1
PENNSYLVANIA	57	51	6	47	46	5	5	4	12	12
RHODE ISLAND	5	4	1	4	4	1	1	2	1	1
SOUTH CAROLINA	1	1	-	1	1	-	-	-	-	-
SOUTH DAKOTA	1	-	1	-	-	1	-	-	-	-
TEXAS	5	3	2	2	2	1	2	-	1	1
VERMONT	8	7	1	6	6	1	1	-	-	-
VIRGINIA	9	9	-	6	6	3	-	1	2	2
WASHINGTON	2	2	-	2	2	-	-	1	-	-
WEST VIRGINIA	2	2	-	-	-	2	-	-	-	-
WISCONSIN	4	1	3	-	-	1	3	-	-	-
US TERRITORIES + POSS.	6	5	1	4	4	1	1	-	-	-
PUERTO RICO	6	5	1	4	4	1	1	-	-	-
FOREIGN COUNTRIES	340	185	155	50	49	136	154	7	10	10
FAR EAST	207	95	112	6	6	89	112	1	2	2
BANGLADESH	6	2	4	-	-	2	4	-	-	-
PEOPLES REPUB. OF CHINA	88	38	50	1	1	37	50	-	-	-
REPUBLIC OF CHINA	42	18	24	2	2	16	24	-	1	1
HONG KONG	3	-	3	-	-	3	-	-	-	-
INDIA	36	20	16	1	1	19	16	-	-	-
INDONESIA	2	-	2	-	-	-	2	-	-	-
JAPAN	2	2	-	1	1	1	-	-	1	1
REPUBLIC OF KOREA	16	9	7	-	-	16	7	-	-	-
MALAYSIA	1	1	-	-	-	1	-	-	-	-
NEPAL	3	-	3	-	-	3	-	-	-	-
PHILIPPINES	5	3	2	1	1	4	2	1	1	1
SRI LANKA	1	1	-	-	-	1	-	-	-	-
THAILAND	2	1	1	-	-	2	1	-	-	-

FALL 1991 CREDIT COURSE STUDENTS BY PERMANENT RESIDENCE  
ALL SPECIALIZED COLLEGES

PERMANENT RESIDENCE	ALL LEVELS		UNDERGRADUATE		GRADUATE		NEW UNDERGRADUATES FIRST TIME		TOTAL TRANSFERS
	TOTAL	FULL-TIME	PART-TIME	TOTAL	FULL-TIME	PART-TIME	TOTAL	FULL-TIME	
NEAR AND MIDDLE EAST	10	10	-	9	9	-	1	-	2
CYPRUS	6	4	2	-	-	-	6	-	-
IRAN	2	2	-	2	2	-	2	-	1
ISRAEL	2	2	-	-	-	-	2	-	-
JORDAN	1	1	-	1	1	-	-	-	1
KUWAIT	1	1	-	1	1	-	-	-	1
PAKISTAN	1	1	-	-	-	-	1	-	-
SAUDI ARABIA	3	3	-	1	1	-	2	-	-
SYRIA	14	5	9	1	1	-	13	-	-
TURKEY	2	2	-	2	2	-	-	-	-
UNITED ARAB EMIRATES	26	16	10	8	8	-	18	1	3
EUROPE	1	1	-	1	1	-	-	1	-
BULGARIA	1	-	-	-	-	-	1	-	-
CZECHOSLOVAKIA	2	1	1	-	-	-	2	-	1
FEDERAL REP. OF GERMANY	5	3	2	1	1	-	4	-	1
GREECE	2	2	-	2	2	-	-	-	-
ICELAND	1	-	-	-	-	-	1	-	-
ITALY	4	2	2	1	1	-	3	-	-
NORWAY	1	1	-	-	-	-	1	-	-
POLAND	1	1	-	-	-	-	1	-	-
PORTUGAL	3	2	1	1	1	-	2	-	-
SPAIN	1	-	-	-	-	-	1	-	-
SWITZERLAND	4	4	-	2	2	-	2	-	2
UNITED KINGDOM	8	5	3	5	5	-	3	2	1
CARIBBEAN	3	3	-	3	3	-	-	1	1
BAHAMAS	1	1	-	1	1	-	-	1	-
DOMINICA	1	-	-	-	-	-	1	-	-
DOMINICAN REPUBLIC	1	-	-	-	-	-	1	-	-
HAITI	1	-	-	-	-	-	1	-	-
JAMAICA	1	-	-	-	-	-	1	-	-
TRINIDAD-TOBAGO	1	1	-	1	1	-	-	-	-
AFRICA	19	11	8	2	2	-	17	9	8
BURUNDI	1	1	-	-	-	-	1	1	-
CAMEROON	2	2	-	-	-	-	2	-	-
ETHIOPIA	2	-	-	-	-	-	2	-	-
GHANA	1	-	-	-	-	-	1	-	-
KENYA	2	1	1	-	-	-	2	1	1
LIBERIA	2	1	1	-	-	-	2	1	-



FALL 1991 CREDIT COURSE STUDENTS BY PERMANENT RESIDENCE  
ALL SPECIALIZED COLLEGES

PERMANENT RESIDENCE	ALL LEVELS		UNDERGRADUATE		GRADUATE		NEW UNDERGRADUATES FIRST TIME		TRANSFERS	
	TOTAL	FULL-TIME	PART-TIME	TOTAL	FULL-TIME	PART-TIME	TOTAL	FULL-TIME	TOTAL	FULL-TIME
MADAGASCAR	2	2	-	2	-	-	-	-	-	-
MAURITIUS	1	1	-	-	1	-	-	-	-	-
NIGERIA	3	1	2	-	3	2	-	-	-	-
SIERRA LEONE	1	1	-	-	1	-	-	-	-	-
TOGO	2	2	-	-	2	-	-	-	-	-
ZAMBIA	1	-	1	-	1	1	-	-	-	-
CENTRAL AMERICA	12	10	2	10	9	1	2	1	2	-
COSTA RICA	1	-	1	-	-	-	1	-	-	-
EL SALVADOR	1	1	-	1	-	-	1	-	-	-
PANAMA	10	9	1	10	9	1	-	-	2	-
SOUTH AMERICA	12	6	6	-	-	-	12	6	-	-
ARGENTINA	2	1	1	-	-	-	2	1	-	-
BRAZIL	5	1	4	-	-	-	5	1	-	-
CHILE	1	1	-	-	-	-	1	-	-	-
COLOMBIA	3	3	-	-	-	-	3	-	-	-
PERU	1	-	1	-	-	-	1	-	-	-
NORTH AMERICA	14	12	2	2	2	10	12	10	2	1
CANADA	12	10	2	2	2	8	10	8	2	1
MEXICO	2	2	-	-	-	2	2	2	-	-

FALL 1991 CREDIT COURSE STUDENTS BY PERMANENT RESIDENCE  
COLLEGE OF ENVIRON. SCIENCE + FORESTRY

PERMANENT RESIDENCE	ALL LEVELS			UNDERGRADUATE			GRADUATE			NEW UNDERGRADUATES TRANSFERS			
	TOTAL	FULL-TIME	PART-TIME	TOTAL	FULL-TIME	PART-TIME	TOTAL	FULL-TIME	PART-TIME	TOTAL	FULL-TIME	TOTAL	
													TOTAL
ALL STUDENTS	1709	1283	426	1077	994	83	632	289	343	80	78	328	304
UNITED STATES	1553	1188	365	1070	987	83	483	201	282	79	77	324	300
NEW YORK COUNTIES	1378	1052	326	968	891	77	410	161	249	70	69	290	270
ALBANY COUNTY	24	21	3	18	18	-	6	3	3	1	1	7	7
ALLEGANY COUNTY	3	2	1	2	2	-	1	-	1	-	-	1	1
BRONX COUNTY	2	2	-	2	2	-	-	-	-	-	-	1	1
BROOME COUNTY	51	43	8	39	37	2	12	6	6	-	-	12	11
CATTARAUGUS COUNTY	8	8	-	6	6	-	2	2	2	1	1	-	-
CAYUGA COUNTY	29	21	8	16	15	1	13	6	7	1	1	7	7
CHAUTAUQUA COUNTY	16	16	-	14	14	-	2	2	-	1	1	5	5
CHEMUNG COUNTY	4	3	1	3	3	-	1	-	1	-	-	-	-
CHENANGO COUNTY	9	7	2	8	7	1	1	-	1	-	-	2	2
CLINTON COUNTY	5	5	-	5	5	-	-	-	-	-	-	3	3
COLUMBIA COUNTY	5	5	-	5	5	-	-	-	-	-	-	2	2
CORTLAND COUNTY	20	13	7	12	11	1	8	2	6	3	3	2	1
DELAWARE COUNTY	3	2	1	1	1	-	2	1	1	-	-	-	-
DUTCHESS COUNTY	32	28	4	25	24	1	7	4	3	-	-	10	9
ERIE COUNTY	94	81	13	76	72	4	18	9	9	5	5	29	29
ESSEX COUNTY	11	7	4	7	7	-	4	-	4	2	2	4	4
FRANKLIN COUNTY	5	5	-	5	5	-	-	-	-	-	-	2	2
FULTON COUNTY	9	9	-	7	7	-	2	2	-	-	-	-	-
GENESEE COUNTY	5	5	-	4	4	-	1	1	-	-	-	2	2
GREENE COUNTY	6	6	-	5	5	-	1	1	-	-	-	1	1
HERKIMER COUNTY	13	11	2	12	11	1	1	1	1	-	-	4	4
JEFFERSON COUNTY	11	9	2	10	9	1	1	1	1	-	-	2	2
KINGS COUNTY	17	17	-	14	14	-	3	3	-	3	3	4	4
LEWIS COUNTY	6	5	1	6	5	1	-	-	-	-	-	3	2
LIVINGSTON COUNTY	8	6	2	6	5	1	2	1	1	1	1	2	2
MADISON COUNTY	16	13	3	12	11	1	4	2	2	2	2	2	2
MONROE COUNTY	82	74	8	70	68	2	12	6	6	7	7	21	21
MONTGOMERY COUNTY	4	4	-	4	4	-	-	-	-	1	1	2	2
NASSAU COUNTY	32	29	3	28	27	1	4	2	2	1	1	7	6
NEW YORK (MANHATTAN)	18	13	5	11	9	2	7	4	3	2	2	2	1
NIAGARA COUNTY	17	15	2	15	15	-	2	2	2	-	-	5	5
ONEIDA COUNTY	40	27	13	26	22	4	14	5	9	2	2	9	6
* ONONDAGA COUNTY	393	219	174	197	162	35	196	57	139	11	10	49	41
ONTARIO COUNTY	13	9	4	7	7	-	6	2	4	1	1	2	2
ORANGE COUNTY	22	20	2	18	18	-	4	2	2	-	-	5	5
OSWEGO COUNTY	20	14	6	13	11	2	7	3	4	2	2	3	3



FALL 1991 CREDIT COURSE STUDENTS BY PERMANENT RESIDENCE  
COLLEGE OF ENVIRON. SCIENCE + FORESTRY

PERMANENT RESIDENCE	ALL LEVELS		UNDERGRADUATE		GRADUATE		NEW UNDERGRADUATES FIRST TIME		TRANSFERS TOTAL	FULL-TIME
	TOTAL	FULL-TIME	PART-TIME	TOTAL	FULL-TIME	PART-TIME	TOTAL	FULL-TIME		
OTSEGO COUNTY	10	8	2	8	6	2	2	-	2	2
PUTNAM COUNTY	6	5	1	5	5	-	1	1	1	1
QUEENS COUNTY	17	13	4	12	10	2	5	3	4	2
RENSELAER COUNTY	21	20	1	20	19	-	1	2	7	7
RICHMOND(STATEN ISLAND)	6	6	-	5	5	-	1	1	2	2
ROCKLAND COUNTY	15	13	2	14	13	1	1	-	5	5
ST. LAWRENCE COUNTY	17	12	5	12	12	-	5	1	4	4
SARATOGA COUNTY	24	20	4	17	17	4	7	3	4	4
SCHENECTADY COUNTY	9	8	1	7	6	1	2	1	2	2
SCHWARIE COUNTY	4	3	1	3	3	-	1	-	1	1
SCHUYLER COUNTY	6	4	2	4	3	1	2	1	2	1
SENECA COUNTY	6	5	1	5	4	1	1	-	1	1
STEBEN COUNTY	3	8	-	8	8	-	-	-	3	3
SUFFOLK COUNTY	59	49	10	45	40	5	14	9	2	11
SULLIVAN COUNTY	4	4	-	4	4	-	-	-	1	1
TIOGA COUNTY	7	7	-	7	7	-	-	-	3	3
TOMPKINS COUNTY	15	11	4	8	8	-	7	3	3	3
ULSTER COUNTY	22	19	3	19	19	-	3	3	2	5
WARREN COUNTY	9	8	1	8	7	1	1	1	1	1
WASHINGTON COUNTY	11	11	-	10	10	-	1	1	1	4
WAYNE COUNTY	6	4	2	5	4	1	1	-	3	2
WESTCHESTER COUNTY	30	29	1	24	24	5	6	1	7	7
WYOMING COUNTY	6	6	-	5	5	-	1	1	2	2
YATES COUNTY	6	4	2	3	3	-	3	1	1	1
COUNTY UNKNOWN	1	1	-	1	1	-	-	-	-	-
REST OF THE UNITED STATES	173	135	38	102	96	6	71	39	32	30
ALABAMA	1	-	1	-	-	-	1	-	1	-
ALASKA	1	-	-	-	-	-	1	-	-	-
CALIFORNIA	2	-	2	-	-	-	2	-	-	-
COLORADO	2	1	-	-	-	-	1	1	-	-
CONNECTICUT	16	13	3	9	9	-	7	4	3	3
DISTRICT OF COLUMBIA	1	1	-	-	-	-	1	-	-	-
FLORIDA	1	1	-	1	1	-	-	-	-	1
GEORGIA	1	1	-	1	1	-	-	-	-	-
IDAHO	1	-	1	-	-	-	1	-	-	-
ILLINOIS	1	1	-	-	-	-	1	-	-	-
IOWA	3	3	-	-	-	-	3	-	-	-
KENTUCKY	4	-	4	3	-	3	1	-	1	3
MAINE	2	2	-	-	-	-	2	-	-	-

\* - INDICATES LOCATION OF INSTITUTION

FALL 1991 CREDIT COURSE STUDENTS BY PERMANENT RESIDENCE  
COLLEGE OF ENVIRON. SCIENCE + FORESTRY

PERMANENT RESIDENCE	ALL LEVELS			UNDERGRADUATE			GRADUATE			NEW UNDERGRADUATES FIRST TIME TRANSFERS		
	TOTAL	FULL-TIME	PART-TIME	TOTAL	FULL-TIME	PART-TIME	TOTAL	FULL-TIME	PART-TIME	TOTAL	FULL-TIME	TOTAL
MARYLAND	10	9	1	9	9	-	1	-	1	2	2	1
MASSACHUSETTS	18	14	4	9	8	1	9	6	3	1	1	4
MICHIGAN	2	2	-	-	-	-	2	2	-	-	-	-
NEW HAMPSHIRE	7	6	1	4	4	-	3	2	1	-	-	1
NEW JERSEY	30	24	6	20	18	2	10	6	4	2	1	7
OHIO	6	5	1	4	4	-	2	1	1	-	-	1
PENNSYLVANIA	36	31	5	28	28	-	8	3	5	2	2	9
RHODE ISLAND	5	4	1	4	4	-	1	-	1	2	2	1
SOUTH DAKOTA	1	-	1	-	-	-	1	-	-	-	-	-
TEXAS	2	1	1	1	1	-	1	-	1	-	-	1
VERMONT	8	7	1	6	6	-	2	1	1	-	-	-
VIRGINIA	5	5	-	2	2	-	3	3	-	-	-	1
WASHINGTON	1	1	-	1	1	-	-	-	-	-	-	-
WEST VIRGINIA	2	2	-	-	-	-	2	2	-	-	-	-
WISCONSIN	4	1	3	-	-	-	4	1	3	-	-	-
US TERRITORIES + POSS.	2	1	1	-	-	-	2	1	1	-	-	-
PUERTO RICO	2	1	1	-	-	-	2	1	1	-	-	-
FOREIGN COUNTRIES	156	95	61	7	7	-	149	88	61	1	1	4
FAR EAST	106	64	42	2	2	-	104	62	42	-	-	1
BANGLADESH	3	2	1	-	-	-	3	2	1	-	-	-
PEOPLES REPUB. OF CHINA	38	27	11	-	-	-	38	27	11	-	-	-
REPUBLIC OF CHINA	26	13	13	-	-	-	26	13	13	-	-	-
INDIA	18	9	9	1	1	-	17	8	9	-	-	-
INDONESIA	2	-	2	-	-	-	2	-	2	-	-	-
JAPAN	2	2	-	1	1	-	1	1	-	-	-	1
REPUBLIC OF KOREA	9	7	2	-	-	-	9	7	2	-	-	-
MALAYSIA	1	1	-	-	-	-	1	1	-	-	-	-
NEPAL	3	-	3	-	-	-	3	-	3	-	-	-
PHILIPPINES	2	1	1	-	-	-	2	1	1	-	-	-
SRI LANKA	1	1	-	-	-	-	1	1	-	-	-	-
THAILAND	1	1	-	-	-	-	1	1	-	-	-	-
NEAR AND MIDDLE EAST	9	6	3	1	1	-	8	5	3	-	-	1
IRAN	3	2	1	-	-	-	3	2	1	-	-	-
ISRAEL	1	1	-	1	1	-	-	-	-	-	-	1
JORDAN	1	1	-	-	-	-	1	1	-	-	-	-
SAUDI ARABIA	1	-	1	-	-	-	1	-	1	-	-	-
SYRIA	1	1	-	-	-	-	1	1	-	-	-	-
TURKEY	2	1	1	-	-	-	2	1	1	-	-	-





FALL 1991 CREDIT COURSE STUDENTS BY PERMANENT RESIDENCE  
COLLEGE OF ENVIRON. SCIENCE + FORESTRY

PERMANENT RESIDENCE	ALL LEVELS			UNDERGRADUATE		GRADUATE		NEW UNDERGRADUATES FIRST TIME		UNDERGRADUATES TRANSFERS		
	TOTAL	FULL- TIME	PART- TIME	TOTAL	FULL- TIME	PART- TIME	TOTAL	FULL- TIME	PART- TIME	TOTAL	FULL- TIME	
EUROPE	10	8	2	3	3	-	7	5	2	-	2	2
FEDERAL REP. OF GERMANY	2	1	1	-	-	-	2	1	1	-	-	-
ICELAND	1	1	-	1	-	-	-	-	-	-	-	-
NORWAY	1	1	-	-	-	-	1	1	-	-	-	-
SPAIN	1	1	-	-	-	-	1	1	-	-	-	-
SWITZERLAND	1	-	1	-	-	-	1	-	1	-	-	-
UNITED KINGDOM	4	4	-	2	2	-	2	2	-	-	2	2
CARIBBEAN	2	-	2	-	-	-	2	-	2	-	-	-
DOMINICAN REPUBLIC	1	-	1	-	-	-	1	-	1	-	-	-
HAITI	1	-	1	-	-	-	1	-	1	-	-	-
AFRICA	12	7	5	-	-	-	12	7	5	-	-	-
BURUNDI	1	1	-	-	-	-	1	1	-	-	-	-
ETHIOPIA	2	2	-	-	-	-	2	2	-	-	-	-
GHANA	2	-	2	-	-	-	2	-	2	-	-	-
KENYA	1	1	-	-	-	-	1	-	1	-	-	-
LIBERIA	2	1	1	-	-	-	2	1	1	-	-	-
SIERRA LEONE	1	1	-	-	-	-	1	1	-	-	-	-
TDGO	2	2	-	-	-	-	2	2	-	-	-	-
ZAMBIA	1	-	1	-	-	-	1	-	1	-	-	-
CENTRAL AMERICA	2	1	1	-	-	-	2	1	1	-	-	-
COSTA RICA	1	-	1	-	-	-	1	-	1	-	-	-
EL SALVADOR	1	1	-	-	-	-	1	1	-	-	-	-
SOUTH AMERICA	9	5	4	-	-	-	9	5	4	-	-	-
ARGENTINA	2	1	1	-	-	-	2	1	1	-	-	-
BRAZIL	4	1	3	-	-	-	4	1	3	-	-	-
CHILE	1	1	-	-	-	-	1	1	-	-	-	-
COLOMBIA	2	2	-	-	-	-	2	2	-	-	-	-
NORTH AMERICA	6	4	2	1	1	-	5	3	2	1	1	-
CANADA	4	2	2	1	1	-	3	1	2	1	1	-
MEXICO	2	2	-	-	-	-	2	2	-	-	-	-

FALL 1991 CREDIT COURSE STUDENTS BY PERMANENT RESIDENCE  
MARITIME COLLEGE

PERMANENT RESIDENCE	ALL LEVELS		UNDERGRADUATE		GRADUATE		NEW UNDERGRADUATES FIRST TIME		TRANSFERS			
	TOTAL	FULL-TIME	PART-TIME	TOTAL	FULL-TIME	PART-TIME	TOTAL	FULL-TIME	TOTAL	FULL-TIME		
ALL STUDENTS	871	691	180	682	655	27	189	36	153	188	39	38
UNITED STATES	735	647	88	659	633	26	76	14	62	182	37	36
NEW YORK COUNTIES	589	517	72	530	508	22	59	9	50	146	33	32
ALBANY COUNTY	5	5	-	5	5	-	-	-	-	1	1	2
* BRONX COUNTY	53	46	7	50	46	4	3	-	3	14	4	3
BROOME COUNTY	4	4	-	4	4	-	-	-	-	1	1	1
CATTARAUGUS COUNTY	1	1	-	1	1	-	-	-	-	-	-	1
CAYUGA COUNTY	2	2	-	2	2	-	-	-	-	-	-	-
CHAUTAUGUA COUNTY	2	2	-	2	2	-	-	-	-	-	-	-
CHEMUNG COUNTY	1	1	-	1	1	-	-	-	-	-	1	1
CLINTON COUNTY	1	1	-	1	1	-	-	-	-	-	-	-
COLUMBIA COUNTY	7	6	1	7	6	1	-	-	-	3	-	-
CORTLAND COUNTY	1	1	-	1	1	-	-	-	-	-	-	-
DELAWARE COUNTY	3	3	-	3	3	-	-	-	-	-	1	1
DUTCHESS COUNTY	12	12	-	12	12	-	-	-	-	6	-	-
ERIE COUNTY	14	14	-	13	13	-	1	1	-	2	1	1
ESSEX COUNTY	1	1	-	1	1	-	-	-	-	-	-	-
FULTON COUNTY	2	2	-	2	2	-	-	-	-	-	-	-
GREENE COUNTY	4	4	-	4	4	-	-	-	-	1	-	-
JEFFERSON COUNTY	1	1	-	1	1	-	-	-	-	1	-	-
* KINGS COUNTY	37	30	7	29	29	-	8	1	7	10	-	-
MADISON COUNTY	1	1	-	1	1	-	-	-	-	-	-	-
MONROE COUNTY	3	2	1	3	2	1	-	-	-	-	1	1
NASSAU COUNTY	78	68	10	72	66	6	6	2	4	20	4	4
* NEW YORK (MANHATTAN)	34	23	11	23	22	1	11	1	10	8	2	2
NIAGARA COUNTY	2	2	-	2	2	-	-	-	-	1	-	-
ONEIDA COUNTY	2	1	1	1	1	-	1	-	1	-	-	-
ONONDAGA COUNTY	6	6	-	6	6	-	-	-	-	2	-	-
ORANGE COUNTY	14	14	-	14	14	-	-	-	-	3	1	1
ORLEANS COUNTY	1	1	-	1	1	-	-	-	-	-	-	-
OSWEGO COUNTY	1	1	-	1	1	-	-	-	-	-	-	-
OTSEGO COUNTY	2	2	-	2	2	-	-	-	-	-	-	-
PUTNAM COUNTY	15	14	1	15	14	1	-	-	-	3	1	1
* QUEENS COUNTY	63	54	9	55	53	2	8	1	7	12	4	4
RENSELAER COUNTY	3	3	-	3	3	-	-	-	-	7	-	-
* RICHMOND (STATEN ISLAND)	22	14	8	16	13	3	6	1	5	5	2	2
ROCKLAND COUNTY	16	15	1	14	14	-	2	1	1	5	1	1
SARATOGA COUNTY	5	5	-	5	5	-	-	-	-	-	-	-
SCHOHARIE COUNTY	1	1	-	1	1	-	-	-	-	-	-	-



FALL 1991 CREDIT COURSE STUDENTS BY PERMANENT RESIDENCE  
MARITIME COLLEGE

PERMANENT RESIDENCE	ALL LEVELS		UNDERGRADUATE		GRADUATE		NEW UNDERGRADUATES FIRST TIME		TRANSFERS	
	TOTAL	FULL-TIME	PART-TIME	TOTAL	FULL-TIME	PART-TIME	TOTAL	FULL-TIME	TOTAL	FULL-TIME
SENECA COUNTY	1	1	-	1	-	-	-	1	-	-
STEBEN COUNTY	1	1	-	1	-	-	-	1	-	-
SUFFOLK COUNTY	110	108	2	108	1	1	32	32	4	4
SULLIVAN COUNTY	4	4	-	4	-	-	-	1	-	-
TIOGA COUNTY	3	3	-	3	-	-	-	-	-	-
ULSTER COUNTY	4	4	-	4	-	-	-	-	-	-
WASHINGTON COUNTY	1	1	-	1	-	-	-	-	-	-
WAYNE COUNTY	1	1	-	1	-	-	-	-	-	-
WESTCHESTER COUNTY	39	27	12	29	2	10	9	9	2	2
YATES COUNTY	1	-	1	-	-	-	-	-	-	-
COUNTY UNKNOWN	4	4	-	4	-	-	2	2	-	-
* - LOCATED IN NEW YORK CITY										
REST OF THE UNITED STATES	142	126	16	125	4	17	36	36	4	4
CALIFORNIA	3	3	-	2	-	1	1	1	-	-
CONNECTICUT	21	15	6	15	-	6	6	6	1	1
DELAWARE	1	1	-	1	-	-	-	-	-	-
DISTRICT OF COLUMBIA	1	-	1	-	1	-	-	-	-	-
FLORIDA	1	1	-	1	-	-	-	-	-	-
GEORGIA	1	1	-	1	-	-	-	-	-	-
ILLINOIS	2	2	-	2	-	-	1	1	-	-
KENTUCKY	1	1	-	1	-	-	-	-	-	-
LOUISIANA	1	1	-	1	-	-	1	1	-	-
MAINE	1	1	-	1	-	-	-	-	-	-
MARYLAND	12	12	-	11	-	1	3	3	-	-
MASSACHUSETTS	11	11	-	11	-	-	2	2	1	1
MICHIGAN	2	2	-	2	-	-	1	1	-	-
MISSOURI	1	1	-	1	-	-	-	-	-	-
NEW JERSEY	67	59	8	59	3	8	17	17	1	1
OHIO	2	2	-	2	-	-	-	-	-	-
PENNSYLVANIA	6	6	-	6	-	-	2	2	-	-
SOUTH CAROLINA	1	1	-	1	-	-	-	-	-	-
TEXAS	2	1	1	1	-	1	-	-	-	-
VIRGINIA	4	4	-	4	-	-	1	1	1	1
WASHINGTON	1	1	-	1	-	-	1	1	-	-
US TERRITORIES + POSS.	4	4	-	4	-	-	-	-	-	-
PUERTO RICO	4	4	-	4	-	-	-	-	-	-
FOREIGN COUNTRIES	136	44	92	23	1	113	22	91	6	2

FALL 1991 CREDIT COURSE STUDENTS BY PERMANENT RESIDENCE  
MARITIME COLLEGE

PERMANENT RESIDENCE	ALL LEVELS			UNDERGRADUATE			GRADUATE			NEW UNDERGRADUATES TRANSFERS		
	TOTAL	FULL-TIME	PART-TIME	TOTAL	FULL-TIME	PART-TIME	TOTAL	FULL-TIME	PART-TIME	TOTAL	FULL-TIME	TOTAL
FAR EAST	84	16	68	3	3	-	81	13	68	1	1	-
BANGLADESH	3	-	3	-	-	-	3	-	3	-	-	-
PEOPLES REPUB. OF CHINA	45	6	39	1	1	-	44	5	39	-	-	-
REPUBLIC OF CHINA	14	3	11	1	-	-	13	2	11	-	-	-
HONG KONG	3	-	3	-	-	-	3	-	3	-	-	-
INDIA	11	5	6	-	-	-	11	5	6	-	-	-
REPUBLIC OF KOREA	6	1	5	-	-	-	6	1	5	-	-	-
PHILIPPINES	2	1	1	1	1	-	1	-	1	1	1	-
NEAR AND MIDDLE EAST	16	7	9	2	2	-	14	5	9	-	-	-
CYPRUS	1	1	-	-	-	-	1	1	-	-	-	-
IRAN	2	1	1	-	-	-	2	1	1	-	-	-
ISRAEL	1	1	-	1	1	-	-	-	-	-	-	-
TURKEY	12	4	8	1	1	-	11	3	8	-	-	-
EUROPE	14	6	8	4	4	-	10	2	8	1	1	1
BULGARIA	1	1	-	1	1	-	-	-	-	1	1	-
CZECHOSLOVAKIA	1	-	1	-	-	-	1	-	1	-	-	-
GREECE	5	3	2	1	1	-	4	2	2	-	-	1
ICELAND	1	1	-	1	1	-	-	-	-	-	-	-
ITALY	1	-	1	-	-	-	1	-	1	-	-	-
NORWAY	3	1	2	1	1	-	2	-	2	-	-	-
POLAND	1	-	1	-	-	-	1	-	1	-	-	-
SPAIN	1	-	1	-	-	-	1	-	1	-	-	-
CARIBBEAN	5	4	1	4	4	-	1	-	1	2	2	1
BAHAMAS	3	3	-	3	3	-	-	-	-	1	1	1
DOMINICA	1	1	-	1	1	-	-	-	-	1	1	-
JAMAICA	1	-	1	-	-	-	1	-	1	-	-	-
AFRICA	4	1	3	-	-	-	4	1	3	-	-	-
CAMEROON	1	-	1	-	-	-	1	-	1	-	-	-
NIGERIA	3	1	2	-	-	-	3	1	2	-	-	-
CENTRAL AMERICA	9	8	1	9	8	1	-	-	-	2	2	-
PANAMA	9	8	1	9	8	1	-	-	-	2	2	-
SOUTH AMERICA	3	1	2	-	-	-	3	1	2	-	-	-
BRAZIL	1	-	1	-	-	-	1	-	1	-	-	-
COLOMBIA	1	1	-	-	-	-	1	1	-	-	-	-
PERU	1	-	1	-	-	-	1	-	1	-	-	-



FALL 1991 CREDIT COURSE STUDENTS BY PERMANENT RESIDENCE  
MARITIME COLLEGE

PERMANENT RESIDENCE	ALL LEVELS		UNDERGRADUATE		GRADUATE		NEW UNDERGRADUATES FIRST TIME		TRANSFERS	
	TOTAL	FULL-TIME	PART-TIME	TOTAL	FULL-TIME	PART-TIME	TOTAL	FULL-TIME	TOTAL	FULL-TIME

NORTH AMERICA

CANADA

1	1	-	1	1	-	-	-	-	-	-
1	1	-	1	1	-	-	-	-	-	-

FALL 1991 CREDIT COURSE STUDENTS BY PERMANENT RESIDENCE  
STATE COLLEGE OF OPTOMETRY

PERMANENT RESIDENCE	ALL LEVELS		UNDERGRADUATE		GRADUATE		NEW UNDERGRADUATES FIRST TIME		TRANSFERS	
	TOTAL	FULL-TIME	PART-TIME	TOTAL	FULL-TIME	PART-TIME	TOTAL	FULL-TIME	TOTAL	FULL-TIME
ALL STUDENTS	279	279	-	-	279	279	-	-	-	-
UNITED STATES	263	263	-	-	263	263	-	-	-	-
NEW YORK COUNTIES	248	248	-	-	248	248	-	-	-	-
* BRONX COUNTY	6	6	-	-	6	6	-	-	-	-
CHEMUNG COUNTY	1	1	-	-	1	1	-	-	-	-
CLINTON COUNTY	1	1	-	-	1	1	-	-	-	-
COLUMBIA COUNTY	3	3	-	-	3	3	-	-	-	-
DUTCHESS COUNTY	3	3	-	-	3	3	-	-	-	-
ERIE COUNTY	3	3	-	-	3	3	-	-	-	-
* KINGS COUNTY	26	26	-	-	26	26	-	-	-	-
MONROE COUNTY	1	1	-	-	1	1	-	-	-	-
NASSAU COUNTY	41	41	-	-	41	41	-	-	-	-
* NEW YORK (MANHATTAN)	54	54	-	-	54	54	-	-	-	-
ONEIDA COUNTY	4	4	-	-	4	4	-	-	-	-
ONONDAGA COUNTY	3	3	-	-	3	3	-	-	-	-
ORANGE COUNTY	2	2	-	-	2	2	-	-	-	-
PUTNAM COUNTY	1	1	-	-	1	1	-	-	-	-
* QUEENS COUNTY	52	52	-	-	52	52	-	-	-	-
* RICHMOND (STATEN ISLAND)	7	7	-	-	7	7	-	-	-	-
ROCKLAND COUNTY	6	6	-	-	6	6	-	-	-	-
SCHENECTADY COUNTY	1	1	-	-	1	1	-	-	-	-
SUFFOLK COUNTY	16	16	-	-	16	16	-	-	-	-
TIOGA COUNTY	1	1	-	-	1	1	-	-	-	-
ULSTER COUNTY	2	2	-	-	2	2	-	-	-	-
WESTCHESTER COUNTY	14	14	-	-	14	14	-	-	-	-
* - LOCATED IN NEW YORK CITY										
REST OF THE UNITED STATES	15	15	-	-	15	15	-	-	-	-
CALIFORNIA	4	4	-	-	4	4	-	-	-	-
CONNECTICUT	1	1	-	-	1	1	-	-	-	-
ILLINOIS	1	1	-	-	1	1	-	-	-	-
MARYLAND	1	1	-	-	1	1	-	-	-	-
NEW JERSEY	6	6	-	-	6	6	-	-	-	-
PENNSYLVANIA	1	1	-	-	1	1	-	-	-	-
TEXAS	1	1	-	-	1	1	-	-	-	-
FOREIGN COUNTRIES	16	16	-	-	16	16	-	-	-	-



FALL 1991 CREDIT COURSE STUDENTS BY PERMANENT RESIDENCE  
STATE COLLEGE OF OPTOMETRY

PERMANENT RESIDENCE	ALL LEVELS		UNDERGRADUATE		GRADUATE		NEW UNDERGRADUATES FIRST TIME		TRANSFERS	
	TOTAL	FULL-TIME	PART-TIME	TOTAL	FULL-TIME	PART-TIME	TOTAL	FULL-TIME	TOTAL	FULL-TIME
FAR EAST	6	6	-	-	6	-	-	-	-	-
PEOPLES REPUB. OF CHINA	3	3	-	-	3	-	-	-	-	-
REPUBLIC OF CHINA	1	1	-	-	1	-	-	-	-	-
REPUBLIC OF KOREA	1	1	-	-	1	-	-	-	-	-
PHILIPPINES	1	1	-	-	1	-	-	-	-	-
NEAR AND MIDDLE EAST	1	1	-	-	1	-	-	-	-	-
IRAN	1	1	-	-	1	-	-	-	-	-
EUROPE	1	1	-	-	1	-	-	-	-	-
PORTUGAL	1	1	-	-	1	-	-	-	-	-
AFRICA	1	1	-	-	1	-	-	-	-	-
MAURITIUS	1	1	-	-	1	-	-	-	-	-
NORTH AMERICA	7	7	-	-	7	-	-	-	-	-
CANADA	7	7	-	-	7	-	-	-	-	-

FALL 1991 CREDIT COURSE STUDENTS BY PERMANENT RESIDENCE  
COLLEGE OF TECHNOLOGY AT UTICA/ROME

PERMANENT RESIDENCE	ALL LEVELS		UNDERGRADUATE		GRADUATE		NEW UNDERGRADUATES FIRST TIME		TOTAL	
	FULL-TIME	PART-TIME	FULL-TIME	PART-TIME	FULL-TIME	PART-TIME	FULL-TIME	PART-TIME		
	TOTAL		TOTAL		TOTAL		TOTAL			
ALL STUDENTS	2614	1401	1213	2335	1347	988	54	225	279	588
UNITED STATES	2582	1371	1211	2315	1327	988	44	223	267	584
NEW YORK COUNTIES	2552	1345	1207	2290	1304	986	41	221	262	574
ALBANY COUNTY	124	40	84	120	39	81	4	3	4	34
BRONX COUNTY	12	12	-	11	11	-	1	-	1	5
BROOME COUNTY	27	23	4	27	23	4	-	-	1	9
CATTARAUGUS COUNTY	3	3	-	2	2	-	1	-	1	-
CAYUGA COUNTY	28	16	12	26	15	11	2	1	2	8
CHAUTAUQUA COUNTY	8	8	-	8	8	-	-	-	-	6
CHEMUNG COUNTY	2	2	-	2	2	-	-	-	-	2
CHEMUNGO COUNTY	27	16	11	26	16	10	1	1	1	12
CLINTON COUNTY	5	5	-	5	5	-	-	-	-	2
COLUMBIA COUNTY	7	2	5	6	2	4	1	1	1	-
CORTLAND COUNTY	6	5	1	6	5	1	-	-	1	4
DELAWARE COUNTY	17	13	4	17	13	4	-	-	-	11
DUTCHESS COUNTY	31	36	1	37	36	1	-	-	-	17
ERIE COUNTY	12	11	1	11	11	-	1	1	1	5
ESSEX COUNTY	2	2	-	2	2	-	-	-	-	2
FRANKLIN COUNTY	7	5	2	7	5	2	-	-	1	4
FULTON COUNTY	29	16	13	26	16	10	3	3	3	8
GENESEE COUNTY	2	2	-	2	2	-	-	-	-	1
GREENE COUNTY	10	5	5	10	5	5	-	-	-	3
HAMILTON COUNTY	3	3	-	3	3	-	-	-	-	-
HERKIMER COUNTY	229	127	102	210	126	84	19	18	19	67
JEFFERSON COUNTY	53	23	30	52	23	29	1	1	1	15
KINGS COUNTY	19	19	-	19	19	-	-	-	-	17
LEWIS COUNTY	22	10	12	22	10	12	-	-	-	8
LIVINGSTON COUNTY	1	1	-	1	1	-	-	-	-	-
MADISON COUNTY	72	41	31	65	40	25	7	6	7	24
MONROE COUNTY	24	23	1	24	23	1	-	-	-	12
MONTGOMERY COUNTY	29	14	15	28	14	14	1	1	1	8
NASSAU COUNTY	19	19	-	19	19	-	-	-	-	11
NEW YORK (MANHATTAN)	9	9	-	9	9	-	-	-	-	5
NIAGARA COUNTY	9	9	-	9	9	-	-	-	-	5
* ONEIDA COUNTY	1141	542	599	967	514	453	174	146	18	310
ONONDAGA COUNTY	152	63	89	134	58	76	5	13	5	36
ONTARIO COUNTY	4	4	-	4	4	-	-	-	-	2
ORANGE COUNTY	12	12	-	12	12	-	-	-	-	3
ORLEANS COUNTY	1	1	-	1	1	-	-	-	-	1



FALL 1991 CREDIT COURSE STUDENTS BY PERMANENT RESIDENCE  
COLLEGE OF TECHNOLOGY AT UTICA/ROME

PERMANENT RESIDENCE	ALL LEVELS		UNDERGRADUATE		GRADUATE		NEW UNDERGRADUATES FIRST TIME		TRANSFERS	
	TOTAL	FULL-TIME	PART-TIME	TOTAL	FULL-TIME	PART-TIME	TOTAL	FULL-TIME		
										TOTAL
OSWEGO COUNTY	13	9	4	10	8	2	3	1	2	5
OTSEGO COUNTY	28	17	11	27	17	10	1	-	-	10
PUTNAM COUNT	2	2	-	2	2	-	-	-	-	2
QUEENS COUNTY	14	14	-	14	14	-	-	-	-	8
RENSELLEAER COUNTY	90	18	72	84	18	66	6	-	6	25
ROCKLAND COUNTY	5	5	-	5	5	-	-	-	-	2
ST. LAWRENCE COUNTY	26	6	20	23	6	17	3	-	3	6
SARATOGA COUNTY	61	22	39	54	22	32	7	-	7	11
SCHENECTADY COUNTY	49	22	27	46	22	24	3	-	3	16
SCHOHARIE COUNTY	6	3	3	4	3	1	2	-	2	1
SCHUYLER COUNTY	1	1	-	1	1	-	-	-	-	-
SENECA COUNTY	2	2	-	2	2	-	-	-	-	1
STEUBEN COUNTY	5	5	-	5	5	-	-	-	-	3
SUFFOLK COUNTY	27	27	-	27	27	-	-	-	-	17
SULLIVAN COUNTY	9	8	1	9	8	1	-	-	-	5
TIOGA COUNTY	9	7	2	9	7	2	-	-	-	4
TOMPKINS COUNTY	4	4	-	4	4	-	-	-	-	1
ULSTER COUNTY	7	7	-	6	6	-	1	1	-	1
WARREN COUNTY	6	4	2	4	4	-	2	-	-	-
WASHINGTON COUNTY	11	8	3	11	8	3	-	-	-	6
WAYNE COUNTY	2	2	-	2	2	-	-	-	-	2
WESTCHESTER COUNTY	9	8	1	9	8	1	-	-	-	3
WYOMING COUNTY	2	2	-	2	2	-	-	-	-	2
REST OF THE UNITED STATES	30	26	4	25	23	2	5	3	2	11
CONNECTICUT	2	2	-	2	2	-	-	-	-	2
MAINE	1	-	1	1	-	1	-	-	-	1
MARYLAND	1	1	-	-	-	-	1	1	-	-
MASSACHUSETTS	5	5	-	4	4	-	1	1	-	3
NEW HAMPSHIRE	2	2	-	2	2	-	-	-	-	-
NEW JERSEY	2	2	-	2	2	-	-	-	-	1
NORTH CAROLINA	1	-	1	-	-	-	1	-	1	-
OHIO	1	-	1	-	-	-	1	-	1	-
OKLAHOMA	1	1	-	1	1	-	-	-	-	1
PENNSYLVANIA	14	13	1	13	12	1	1	1	-	3
FOREIGN COUNTRIES	32	30	2	20	20	-	12	10	2	4
FAR EAST	11	9	2	1	1	-	10	8	2	1
PEOPLES REPUB. OF CHINA	2	2	-	-	-	-	2	2	-	-

\* - INDICATES LOCATION OF INSTITUTION

FALL 1991 CREDIT COURSE STUDENTS BY PERMANENT RESIDENCE  
COLLEGE OF TECHNOLOGY AT UTICA/ROME

PERMANENT RESIDENCE	ALL LEVELS		UNDERGRADUATE		GRADUATE		NEW UNDERGRADUATES FIRST TIME		TRANSFERS		
	TOTAL	FULL-TIME	PART-TIME	TOTAL	FULL-TIME	PART-TIME	TOTAL	FULL-TIME	TOTAL	FULL-TIME	
REPUBLIC OF CHINA	1	1	-	1	-	-	-	-	-	1	1
INDIA	7	6	1	-	-	6	-	-	-	-	-
THAILAND	1	-	1	-	-	-	1	-	-	-	-
NEAR AND MIDDLE EAST	16	16	-	14	-	2	-	-	-	3	3
CYPRUS	9	9	-	9	-	-	-	-	-	2	2
JORDAN	1	1	-	-	-	1	-	-	-	-	-
KUWAIT	1	1	-	1	-	-	-	-	-	-	-
PAKISTAN	1	1	-	1	-	-	-	-	-	1	1
SYRIA	2	2	-	1	-	1	-	-	-	-	-
UNITED ARAB EMIRATES	2	2	-	2	-	-	-	-	-	-	-
EUROPE	1	1	-	1	-	-	-	-	-	-	-
SPAIN	1	1	-	1	-	-	-	-	-	-	-
CARIBBEAN	1	1	-	1	-	-	-	-	-	-	-
TRINIDAD-TOBAGO	1	1	-	1	-	-	-	-	-	-	-
AFRICA	2	2	-	2	-	-	-	-	-	-	-
MADAGASCAR	2	2	-	2	-	-	-	-	-	-	-
CENTRAL AMERICA	1	1	-	1	-	-	-	-	-	-	-
PANAMA	1	1	-	1	-	-	-	-	-	-	-

405

406

FALL 1991 CREDIT COURSE STUDENTS BY PERMANENT RESIDENCE  
ALL STATUTORY COLLEGES

PERMANENT RESIDENCE	ALL LEVELS		UNDERGRADUATE		GRADUATE		NEW UNDERGRADUATES FIRST TIME		TOTAL TRANSFERS			
	FULL-TIME	PART-TIME	FULL-TIME	PART-TIME	FULL-TIME	PART-TIME	FULL-TIME	PART-TIME				
ALL STUDENTS	9078	7780	1298	5743	1227	2108	2037	71	1490	1186	450	449
UNITED STATES	8294	6999	1295	5612	1226	1456	1387	69	1461	1158	434	433
NEW YORK COUNTIES	6057	4809	1248	4110	1188	759	699	60	1095	808	342	341
ALBANY COUNTY	170	115	55	102	55	13	13	-	35	25	9	9
ALLEGANY COUNTY	58	53	5	36	4	18	17	1	6	5	4	4
BRONX COUNTY	132	64	60	72	57	11	8	3	29	13	4	4
BROOME COUNTY	119	115	4	102	4	13	13	-	19	19	15	15
CATTARAUGUS COUNTY	27	26	1	22	4	2	4	-	3	3	2	2
CAYUGA COUNTY	40	36	4	30	4	6	6	-	4	3	5	5
CHAUTAUQUA COUNTY	49	45	4	38	4	7	7	-	4	3	8	8
CHEMUNG COUNTY	46	40	6	29	6	11	11	-	8	8	4	4
CHEMUNGO COUNTY	19	17	2	15	2	2	2	-	2	2	2	2
CLINTON COUNTY	21	21	-	17	-	4	4	-	2	2	3	3
COLUMBIA COUNTY	19	19	-	16	-	3	3	-	5	5	3	3
CORTLAND COUNTY	34	23	11	20	11	3	3	-	7	5	2	2
DELAWARE COUNTY	23	23	-	20	-	3	3	-	4	4	2	2
DUTCHESS COUNTY	77	76	1	59	1	18	18	-	10	9	6	6
ERIE COUNTY	382	232	150	358	150	24	24	-	55	44	11	11
ESSEX COUNTY	8	8	-	6	-	2	2	-	-	-	1	1
FRANKLIN COUNTY	11	11	-	10	-	1	1	-	1	1	1	1
FULTON COUNTY	12	10	2	10	2	-	-	-	2	2	-	-
GENESEE COUNTY	28	24	4	26	4	2	2	-	1	1	4	4
GREENE COUNTY	7	6	1	7	1	-	-	-	2	2	1	1
HAMILTON COUNTY	2	2	-	1	-	1	1	-	-	-	-	-
HERKIMER COUNTY	15	15	-	13	-	2	2	-	2	2	3	3
JEFFERSON COUNTY	16	15	1	16	1	-	-	-	1	1	1	1
KINGS COUNTY	310	158	152	285	143	25	16	9	82	33	7	7
LEWIS COUNTY	11	10	2	9	1	2	2	-	3	3	-	-
LIVINGSTON COUNTY	15	12	3	14	3	1	1	-	5	5	1	1
MADISON COUNTY	44	38	6	39	6	5	5	-	4	4	2	2
MONROE COUNTY	493	277	216	466	216	27	27	-	88	47	16	16
MONTGOMERY COUNTY	17	15	2	14	2	3	3	-	5	4	3	3
NASSAU COUNTY	643	529	114	601	106	42	34	8	140	101	26	26
NEW YORK (MANHATTAN)	191	119	72	155	56	36	20	16	34	19	11	11
NIAGARA COUNTY	50	33	17	46	17	4	4	-	8	7	3	3
ONEIDA COUNTY	85	83	2	75	2	10	10	-	15	15	6	6
ONONDAGA COUNTY	257	213	44	226	44	31	31	-	39	38	23	23
ONTARIO COUNTY	77	64	13	71	13	6	6	-	13	13	8	8
ORANGE COUNTY	71	69	2	65	1	6	5	1	11	11	7	7



FALL 1991 CREDIT COURSE STUDENTS BY PERMANENT RESIDENCE  
ALL STATUTORY COLLEGES

PERMANENT RESIDENCE	ALL LEVELS			UNDERGRADUATE			GRADUATE			NEW UNDERGRADUATES FIRST TIME TRANSFERS			
	TOTAL	FULL-TIME	PART-TIME	TOTAL	FULL-TIME	PART-TIME	TOTAL	FULL-TIME	PART-TIME	TOTAL	FULL-TIME	TOTAL	
													FULL-TIME
ORLEANS COUNTY	12	11	1	12	11	1	98	70	4	1	32	20	1
OSWEGO COUNTY	21	20	1	19	18	1	197	196	1	3	48	48	14
OTSEGO COUNTY	33	33	-	30	30	-	26	26	-	2	2	2	5
PUTNAM COUNTY	23	22	1	22	21	1	74	60	14	7	19	15	5
QUEENS COUNTY	344	246	98	308	221	87	87	64	23	3	19	17	4
RENSELAER COUNTY	53	34	19	49	30	19	11	10	1	2	3	3	3
RICHMOND (STATEN ISLAND)	103	74	29	98	70	28	29	28	1	1	32	20	1
ROCKLAND COUNTY	212	208	4	197	196	1	26	26	-	2	2	2	5
ST. LAWRENCE COUNTY	29	29	-	26	26	-	74	60	14	7	19	15	5
SARATOGA COUNTY	81	67	14	74	60	14	87	64	23	3	19	17	4
SCHENECTADY COUNTY	90	67	23	87	64	23	11	10	1	2	3	3	3
SCHOHARIE COUNTY	13	12	1	11	10	1	10	10	-	-	3	3	1
SCHUYLER COUNTY	10	10	-	10	10	-	9	8	1	3	-	-	1
SENECA COUNTY	12	11	1	9	8	1	64	53	11	5	10	8	2
STEUBEN COUNTY	69	58	11	64	53	11	407	360	47	41	94	75	20
SUFFOLK COUNTY	448	398	50	407	360	47	22	22	3	3	6	6	1
SULLIVAN COUNTY	25	25	-	22	22	-	36	36	-	8	7	7	7
TIOGA COUNTY	44	44	-	36	36	-	203	185	18	213	26	22	27
TOMPKINS COUNTY	416	398	18	203	185	18	38	38	-	5	10	10	5
ULSTER COUNTY	43	43	-	19	19	-	11	10	1	6	4	4	-
WARREN COUNTY	25	25	-	11	10	1	1	1	1	1	1	1	1
WASHINGTON COUNTY	12	11	1	11	10	1	35	28	7	6	8	5	2
WAYNE COUNTY	41	34	7	35	28	7	226	226	10	38	50	47	8
WESTCHESTER COUNTY	272	258	14	236	226	10	24	24	-	4	4	4	1
WYOMING COUNTY	28	28	-	12	12	-	13	12	1	1	4	4	1
YATES COUNTY	13	13	-	6	6	-	6	6	-	-	-	-	-
COUNTY UNKNOWN	6	6	-	6	6	-	47	1481	38	684	360	344	92
REST OF THE UNITED STATES	2203	2156	47	1519	1481	38	8	8	-	5	1	1	-
ALABAMA	8	8	-	3	3	-	4	4	-	4	1	1	-
ALASKA	8	8	-	4	4	-	10	10	-	1	1	1	-
ARIZONA	10	10	-	3	3	-	7	7	-	1	1	1	-
ARKANSAS	6	6	-	1	1	-	5	5	-	-	-	-	-
CALIFORNIA	168	168	-	96	96	-	72	72	-	18	18	18	5
COLORADO	25	25	-	13	13	-	12	12	-	5	5	5	-
CONNECTICUT	127	126	1	93	93	-	34	33	1	23	23	23	8
DELAWARE	15	15	-	8	8	-	7	7	-	2	2	2	1
DISTRICT OF COLUMBIA	7	7	-	3	3	-	3	3	-	2	2	2	1
FLORIDA	72	72	-	54	54	-	18	18	-	12	12	12	4
GEORGIA	16	16	-	10	10	-	6	6	-	3	3	3	-
HAWAII	20	20	-	17	17	-	3	3	-	3	3	3	-
IDAHO	6	6	-	3	3	-	3	3	-	-	-	-	-

FALL 1991 CREDIT COURSE STUDENTS BY PERMANENT RESIDENCE  
ALL STATUTORY COLLEGES

PERMANENT RESIDENCE	ALL LEVELS			UNDERGRADUATE			GRADUATE			NEW UNDERGRADUATES TRANSFERS		
	TOTAL	FULL-TIME	PART-TIME	TOTAL	FULL-TIME	PART-TIME	TOTAL	FULL-TIME	PART-TIME	TOTAL	FULL-TIME	TOTAL
ILLINOIS	73	72	1	32	32	-	41	40	1	12	12	1
INDIANA	14	14	-	5	5	-	9	9	-	-	-	2
IOWA	5	5	-	3	3	-	2	2	-	1	1	-
KANSAS	9	9	-	5	5	-	4	4	-	-	-	1
KENTUCKY	8	8	-	5	5	-	3	3	-	2	2	1
LOUISIANA	7	7	-	4	4	-	3	3	-	-	-	-
MAINE	34	34	-	24	24	-	10	10	-	3	3	-
MARYLAND	111	111	-	75	75	-	36	36	-	16	16	5
MASSACHUSETTS	160	160	-	110	110	-	50	50	-	27	27	3
MICHIGAN	65	65	-	43	43	-	22	22	-	14	14	8
MINNESOTA	23	23	-	13	13	-	10	10	-	1	1	2
MISSISSIPPI	5	5	-	1	1	-	4	4	-	-	-	1
MISSOURI	19	19	-	8	8	-	11	11	-	1	1	-
MONTANA	4	4	-	1	1	-	3	3	-	-	-	1
NEBRASKA	4	4	-	3	3	-	1	1	-	2	2	1
NEVADA	2	2	-	1	1	-	1	1	-	1	1	-
NEW HAMPSHIRE	42	42	-	34	34	-	8	8	-	5	5	2
NEW JERSEY	373	335	38	301	270	31	72	65	7	79	66	10
NEW MEXICO	13	12	1	7	6	1	6	6	-	3	2	-
NORTH CAROLINA	23	23	-	15	15	-	8	8	-	7	7	1
NORTH DAKOTA	4	4	-	3	3	-	1	1	-	-	-	-
OHIO	113	113	-	90	90	-	23	23	-	19	19	4
OKLAHOMA	13	12	1	10	9	1	3	3	-	3	2	2
OREGON	26	26	-	13	13	-	13	13	-	4	4	1
PENNSYLVANIA	286	281	5	237	232	5	49	49	-	46	45	18
RHODE ISLAND	15	15	-	8	8	-	7	7	-	3	3	1
SOUTH CAROLINA	6	6	-	3	3	-	3	3	-	2	2	-
TENNESSEE	11	11	-	8	8	-	3	3	-	2	2	-
TEXAS	48	48	-	29	29	-	19	19	-	8	8	1
UTAH	8	8	-	4	4	-	4	4	-	2	2	-
VERMONT	39	39	-	23	23	-	16	16	-	6	6	2
VIRGINIA	63	63	-	41	41	-	22	22	-	12	12	2
WASHINGTON	38	38	-	21	21	-	17	17	-	2	2	2
WEST VIRGINIA	8	8	-	7	7	-	1	1	-	1	1	1
WISCONSIN	34	34	-	15	15	-	19	19	-	4	4	-
WYOMING	2	2	-	1	1	-	1	1	-	-	-	-
OTHER U. S.	7	7	-	7	7	-	-	-	-	1	1	-
US TERRITORIES + POSS.	34	34	-	21	21	-	13	13	-	6	6	-
PUERTO RICO	31	31	-	18	18	-	13	13	-	5	5	-
VIRGIN ISLANDS	3	3	-	3	3	-	-	-	-	1	1	-
FOREIGN COUNTRIES	775	772	3	126	125	1	649	647	2	29	28	16



FALL 1991 CREDIT COURSE STUDENTS BY PERMANENT RESIDENCE  
ALL STATUTORY COLLEGES

PERMANENT RESIDENCE	ALL LEVELS		UNDERGRADUATE		GRADUATE		NEW UNDERGRADUATES FIRST TIME		TRANSFERS				
	TOTAL	FULL-TIME	PART-TIME	TOTAL	FULL-TIME	PART-TIME	TOTAL	FULL-TIME	TOTAL	FULL-TIME			
FAR EAST	389	387	2	40	40	-	349	347	2	8	8	7	7
PEOPLES REPUB. OF CHINA	106	106	-	3	3	-	103	103	-	-	-	2	2
REPUBLIC OF CHINA	83	83	-	1	1	-	82	82	-	1	1	-	-
HONG KONG	12	12	-	7	7	-	5	5	-	-	-	1	1
INDIA	34	33	1	3	3	-	31	30	1	-	-	1	1
INDONESIA	16	16	-	1	1	-	15	15	-	1	1	-	-
JAPAN	32	32	-	8	8	-	24	24	-	3	3	2	2
PEOPLES REPUB. OF KOREA	5	4	1	3	3	-	2	1	1	-	-	1	1
REPUBLIC OF KOREA	50	50	-	3	3	-	47	47	-	1	1	-	-
MALAYSIA	11	11	-	4	4	-	7	7	-	1	1	-	-
NEPAL	6	6	-	-	-	-	6	6	-	-	-	-	-
PHILIPPINES	12	12	-	2	2	-	10	10	-	-	-	-	-
SINGAPORE	4	4	-	1	1	-	3	3	-	1	1	-	-
SRI LANKA	5	5	-	1	1	-	4	4	-	-	-	-	-
THAILAND	13	13	-	3	3	-	10	10	-	-	-	-	-
NEAR AND MIDDLE EAST	21	21	-	5	5	-	16	16	-	-	-	-	-
CYPRUS	1	1	-	-	-	-	1	1	-	-	-	-	-
IRAN	1	1	-	1	1	-	-	-	-	-	-	-	-
ISRAEL	3	3	-	-	-	-	3	3	-	-	-	-	-
LEBANON	3	3	-	1	1	-	2	2	-	-	-	-	-
PAKISTAN	7	7	-	2	2	-	5	5	-	-	-	-	-
TURKEY	5	5	-	1	1	-	4	4	-	-	-	-	-
ARAB REPUB. OF YEMEN	1	1	-	-	-	-	1	1	-	-	-	-	-
EUROPE	103	103	-	14	14	-	89	89	-	6	6	2	2
BELGIUM	7	7	-	1	1	-	6	6	-	-	-	-	-
DENMARK	1	1	-	-	-	-	1	1	-	-	-	-	-
FINLAND	1	1	-	-	-	-	1	1	-	-	-	-	-
FRANCE	6	6	-	-	-	-	6	6	-	-	-	-	-
FEDERAL REP. OF GERMANY	15	15	-	5	5	-	10	10	-	4	4	1	1
GERMAN DEMOCRATIC REPUB	1	1	-	-	-	-	1	1	-	-	-	-	-
GREECE	6	6	-	-	-	-	6	6	-	-	-	-	-
HUNGARY	2	2	-	-	-	-	2	2	-	-	-	-	-
ICELAND	1	1	-	-	-	-	1	1	-	-	-	-	-
IRELAND	3	3	-	-	-	-	3	3	-	-	-	-	-
ITALY	5	5	-	1	1	-	4	4	-	-	-	-	-
NETHERLANDS	9	9	-	-	-	-	9	9	-	-	-	-	-
NORWAY	2	2	-	1	1	-	1	1	-	-	-	-	-
POLAND	2	2	-	1	1	-	1	1	-	-	-	-	-

FALL 1991 CREDIT COURSE STUDENTS BY PERMANENT RESIDENCE  
ALL STATUTORY COLLEGES

PERMANENT RESIDENCE	ALL LEVELS			UNDERGRADUATE			GRADUATE			NEW UNDERGRADUATES TRANSFERS		
	TOTAL	FULL-TIME	PART-TIME	TOTAL	FULL-TIME	PART-TIME	TOTAL	FULL-TIME	PART-TIME	TOTAL	FULL-TIME	TOTAL
PORTUGAL	3	3	-	-	-	-	3	-	-	-	-	-
SPAIN	12	12	-	-	-	-	12	-	-	-	-	-
SWEDEN	3	3	-	-	-	-	3	-	-	-	-	-
SWITZERLAND	6	6	-	3	3	-	3	-	-	2	-	-
SOVIET SOCIALIST REPUB.	2	2	-	-	-	-	2	-	-	-	-	-
UNITED KINGDOM	12	12	-	2	2	-	10	-	-	-	1	-
YUGOSLAVIA	4	4	-	-	-	-	4	-	-	-	-	-
CARIBBEAN	10	10	-	2	2	-	8	-	-	-	1	-
BARBADOS	2	2	-	1	1	-	1	-	-	-	-	-
DOMINICAN REPUBLIC	3	3	-	-	-	-	3	-	-	-	-	-
JAMAICA	4	4	-	1	1	-	3	-	-	-	1	-
TRINIDAD-TOBAGO	1	1	-	-	-	-	1	-	-	-	-	-
AFRICA	77	77	-	9	9	-	68	-	-	-	3	-
BOTSWANA	2	2	-	-	-	-	2	-	-	-	-	-
BURUNDI	1	1	-	-	-	-	1	-	-	-	-	-
CAMEROON	1	1	-	-	-	-	1	-	-	-	-	-
CONGO	1	1	-	-	-	-	1	-	-	-	-	-
EGYPT	1	1	-	-	-	-	1	-	-	-	-	-
ETHIOPIA	3	3	-	2	2	-	1	-	-	-	1	-
GAMBIA	2	2	-	1	1	-	1	-	-	-	-	-
GHANA	6	6	-	-	-	-	6	-	-	-	-	-
IVORY COAST	2	2	-	-	-	-	2	-	-	-	-	-
KENYA	8	8	-	1	1	-	7	-	-	-	1	-
LIBERIA	1	1	-	-	-	-	1	-	-	-	-	-
MALAWI	5	5	-	1	1	-	4	-	-	-	-	-
MOROCCO	3	3	-	3	3	-	-	-	-	-	1	-
MOZAMBIQUE	4	4	-	-	-	-	4	-	-	-	-	-
NIGERIA	10	10	-	-	-	-	10	-	-	-	-	-
SENEGAL	2	2	-	-	-	-	2	-	-	-	-	-
SOMALIA	1	1	-	-	-	-	1	-	-	-	-	-
SOUTH AFRICA	4	4	-	1	1	-	3	-	-	-	-	-
SUDAN	4	4	-	-	-	-	4	-	-	-	-	-
SWAZILAND	2	2	-	-	-	-	2	-	-	-	-	-
TANZANIA	6	6	-	-	-	-	6	-	-	-	-	-
UGANDA	2	2	-	-	-	-	2	-	-	-	-	-
UPPER VOLTA	1	1	-	-	-	-	1	-	-	-	-	-
ZAIRE	1	1	-	-	-	-	1	-	-	-	-	-
ZAMBIA	2	2	-	-	-	-	2	-	-	-	-	-
ZIMBABWE	2	2	-	-	-	-	2	-	-	-	-	-
CENTRAL AMERICA	19	19	-	5	5	-	14	-	-	2	2	-

FALL 1991 CREDIT COURSE STUDENTS BY PERMANENT RESIDENCE  
ALL STATUTORY COLLEGES

PERMANENT RESIDENCE	ALL LEVELS		UNDERGRADUATE		GRADUATE		NEW UNDERGRADUATES FIRST TIME		TRANSFERS	
	TOTAL	FULL- TIME	TOTAL	FULL- TIME	TOTAL	FULL- TIME	TOTAL	FULL- TIME	TOTAL	FULL- TIME
BELIZE	1	1	-	-	1	1	-	-	-	-
COSTA RICA	4	4	2	2	2	2	1	1	-	-
GUATEMALA	6	6	1	1	5	5	-	-	-	-
HONDURAS	4	4	2	2	2	2	1	1	-	-
NICARAGUA	1	1	-	-	1	1	-	-	-	-
PANAMA	3	3	-	-	3	3	-	-	-	-
SOUTH AMERICA	71	71	16	16	55	55	2	2	1	1
ARGENTINA	7	7	2	2	5	5	-	-	1	1
BOLIVIA	1	1	-	-	1	1	-	-	-	-
BRAZIL	25	25	3	3	22	22	-	-	-	-
CHILE	5	5	-	-	5	5	-	-	-	-
COLOMBIA	9	9	2	2	7	7	-	-	-	-
ECUADOR	5	5	2	2	3	3	-	-	-	-
GUYANA	4	4	-	-	4	4	-	-	-	-
PERU	5	5	3	3	2	2	-	-	-	-
SURINAME	1	1	-	-	1	1	-	-	-	-
URUGUAY	2	2	-	-	2	2	-	-	-	-
VENEZUELA	7	7	4	4	3	3	2	2	-	-
OCEANIA	7	7	1	1	6	6	-	-	1	1
AUSTRALIA	3	3	1	1	2	2	-	-	1	1
NEW ZEALAND	4	4	-	-	4	4	-	-	-	-
NORTH AMERICA	77	76	34	33	43	43	11	10	1	1
CANADA	59	58	29	28	30	30	7	6	1	1
MEXICO	18	18	5	5	13	13	4	4	-	-
FOREIGN RESIDENCE UNKNOWN	1	1	-	-	1	1	-	-	-	-
FOREIGN COUNTRY UNKNOWN	1	1	-	-	1	1	-	-	-	-
RESIDENCE UNKNOWN	9	9	6	6	3	3	-	-	-	-
RESIDENCE UNSPECIFIED	9	9	6	6	3	3	-	-	-	-



FALL 1991 CREDIT COURSE STUDENTS BY PERMANENT RESIDENCE  
COLLEGE OF AGRICULTURE + LIFE SCIENCES

PERMANENT RESIDENCE	ALL LEVELS		UNDERGRADUATE		GRADUATE		NEW UNDERGRADUATES FIRST TIME		NEW UNDERGRADUATES TRANSFERS	
	TOTAL	FULL-TIME	PART-TIME	TOTAL	FULL-TIME	PART-TIME	TOTAL	FULL-TIME	TOTAL	FULL-TIME
ALL STUDENTS	4264	4264	-	3101	1163	-	642	642	275	275
UNITED STATES	3716	3716	-	3013	703	-	621	621	267	267
NEW YORK COUNTIES	2483	2483	-	2215	268	-	430	430	215	215
ALBANY COUNTY	50	50	-	49	1	-	17	17	5	5
ALLEGANY COUNTY	3	3	-	3	-	-	-	-	-	-
BRONX COUNTY	27	27	-	24	3	-	4	4	1	1
BROOME COUNTY	63	63	-	60	3	-	13	13	9	9
CATTARAUGUS COUNTY	14	14	-	12	2	-	2	2	1	1
CAYUGA COUNTY	24	24	-	23	1	-	3	3	4	4
CHAUTAUQUA COUNTY	23	23	-	22	1	-	2	2	7	7
CHEMUNG COUNTY	14	14	-	10	4	-	3	3	1	1
CHENANGO COUNTY	10	10	-	9	1	-	1	1	1	1
CLINTON COUNTY	9	9	-	9	-	-	1	1	1	1
COLUMBIA COUNTY	11	11	-	11	-	-	3	3	1	1
CORTLAND COUNTY	12	12	-	10	2	-	2	2	2	2
DELAWARE COUNTY	12	12	-	10	2	-	1	1	1	1
DUTCHESS COUNTY	42	42	-	36	6	-	5	5	5	5
ERIE COUNTY	119	119	-	113	6	-	24	24	8	8
ESSEX COUNTY	6	6	-	4	2	-	-	-	-	-
FRANKLIN COUNTY	9	9	-	8	1	-	-	-	1	1
FULTON COUNTY	5	5	-	5	-	-	1	1	-	-
GENESSEE COUNTY	20	20	-	20	-	-	1	1	4	4
GREENE COUNTY	4	4	-	4	-	-	2	2	1	1
HERKIMER COUNTY	8	8	-	7	1	-	1	1	2	2
JEFFERSON COUNTY	10	10	-	10	-	-	1	1	1	1
KINGS COUNTY	64	64	-	61	3	-	9	9	4	4
LEWIS COUNTY	6	6	-	6	-	-	2	2	-	-
LIVINGSTON COUNTY	10	10	-	10	-	-	4	4	1	1
MADISON COUNTY	23	23	-	22	1	-	3	3	1	1
MONROE COUNTY	139	139	-	127	12	-	21	21	9	9
MONTGOMERY COUNTY	11	11	-	9	2	-	2	2	3	3
NASSAU COUNTY	258	258	-	250	8	-	49	49	16	16
NEW YORK (MANHATTAN)	39	39	-	33	6	-	3	3	6	6
NIAGARA COUNTY	19	19	-	18	1	-	2	2	3	3
ONEIDA COUNTY	46	46	-	42	4	-	9	9	5	5
ONONDAGA COUNTY	114	114	-	103	11	-	19	19	14	14
ONTARIO COUNTY	45	45	-	40	5	-	7	7	5	5
ORANGE COUNTY	44	44	-	41	3	-	9	9	6	6
ORLEANS COUNTY	11	11	-	11	-	-	2	2	-	-



FALL 1991 CREDIT COURSE STUDENTS BY PERMANENT RESIDENCE  
COLLEGE OF AGRICULTURE + LIFE SCIENCES

PERMANENT RESIDENCE	ALL LEVELS		UNDERGRADUATE		GRADUATE		NEW UNDERGRADUATES TRANSFERS	
	TOTAL	FULL-TIME	TOTAL	FULL-TIME	TOTAL	FULL-TIME	TOTAL	FULL-TIME
OSWEGO COUNTY	11	11	10	10	1	1	3	3
OTSEGO COUNTY	23	23	22	22	1	1	2	2
PUTNAM COUNTY	16	16	16	16	-	-	2	2
QUEENS COUNTY	105	105	98	98	7	7	11	11
RENSELAER COUNTY	23	23	21	21	2	2	2	2
RICHMOND(STATEN ISLAND)	25	25	25	25	-	-	6	6
ROCKLAND COUNTY	117	117	112	112	5	5	29	29
ST. LAWRENCE COUNTY	21	21	19	19	2	2	1	1
SARATOGA COUNTY	38	38	34	34	4	4	11	11
SCHENECTADY COUNTY	41	41	41	41	-	-	9	9
SCHOHARIE COUNTY	8	8	6	6	2	2	2	2
SCHUYLER COUNTY	9	9	9	9	-	-	3	3
SENECA COUNTY	8	8	5	5	3	3	-	-
STEBEN COUNTY	23	23	21	21	2	2	2	2
SUFFOLK COUNTY	204	204	193	193	11	11	48	48
SULLIVAN COUNTY	15	15	14	14	1	1	2	2
TIOGA COUNTY	29	29	26	26	3	3	6	6
* TOMPKINS COUNTY	224	224	109	109	115	115	16	16
ULSTER COUNTY	29	29	25	25	4	4	7	7
WARREN COUNTY	14	14	12	12	2	2	3	3
WASHINGTON COUNTY	9	9	8	8	1	1	1	1
WAYNE COUNTY	23	23	22	22	1	1	4	4
WESTCHESTER COUNTY	114	114	106	106	8	8	27	27
WYOMING COUNTY	21	21	21	21	-	-	3	3
YATES COUNTY	9	9	8	8	1	1	2	2
REST OF THE UNITED STATES	1210	1210	785	785	425	425	187	187
ALABAMA	5	5	2	2	3	3	-	-
ALASKA	6	6	3	3	3	3	1	1
ARIZONA	8	8	3	3	5	5	1	1
ARKANSAS	5	5	4	4	1	1	-	-
CALIFORNIA	100	100	42	42	58	58	8	8
COLORADO	17	17	9	9	8	8	3	3
CONNECTICUT	69	69	53	53	16	16	14	14
DELAWARE	6	6	4	4	2	2	1	1
DISTRICT OF COLUMBIA	4	4	2	2	2	2	1	1
FLORIDA	36	36	25	25	11	11	6	6
GEORGIA	12	12	6	6	6	6	1	1
HAWAII	11	11	9	9	2	2	1	1
IDAHO	6	6	3	3	3	3	-	-

\* - INDICATES LOCATION OF INSTITUTION



FALL 1991 CREDIT COURSE STUDENTS BY PERMANENT RESIDENCE  
COLLEGE OF AGRICULTURE + LIFE SCIENCES

PERMANENT RESIDENCE	ALL LEVELS			UNDERGRADUATE			GRADUATE			NEW UNDERGRADUATES TRANSFERS		
	TOTAL	FULL-TIME	PART-TIME	TOTAL	FULL-TIME	PART-TIME	TOTAL	FULL-TIME	PART-TIME	TOTAL	FULL-TIME	TOTAL
ILLINOIS	43	43	-	19	19	-	24	24	-	8	8	1
INDIANA	9	9	-	3	3	-	6	6	-	1	1	2
IOWA	4	4	-	3	3	-	1	1	-	-	-	1
KANSAS	4	4	-	3	3	-	1	1	-	-	-	1
KENTUCKY	3	3	-	2	2	-	1	1	-	-	-	1
LOUISIANA	3	3	-	-	-	-	3	3	-	-	-	-
MAINE	20	20	-	15	15	-	5	5	-	2	2	-
MARYLAND	52	52	-	33	33	-	19	19	-	9	9	1
MASSACHUSETTS	98	98	-	66	66	-	32	32	-	19	19	1
MICHIGAN	36	36	-	21	21	-	15	15	-	6	6	6
MINNESOTA	18	18	-	10	10	-	8	8	-	-	-	2
MISSISSIPPI	2	2	-	1	1	-	1	1	-	-	-	1
MISSOURI	14	14	-	8	8	-	6	6	-	1	1	-
MONTANA	3	3	-	1	1	-	2	2	-	-	-	1
NEBRASKA	3	3	-	2	2	-	1	1	-	1	1	-
NEVADA	1	1	-	-	-	-	1	1	-	-	-	-
NEW HAMPSHIRE	31	31	-	26	26	-	5	5	-	4	4	-
NEW JERSEY	164	164	-	137	137	-	27	27	-	32	32	4
NEW MEXICO	4	4	-	1	1	-	3	3	-	-	-	-
NORTH CAROLINA	14	14	-	8	8	-	6	6	-	2	2	1
NORTH DAKOTA	4	4	-	3	3	-	1	1	-	-	-	-
OHIO	66	66	-	52	52	-	14	14	-	11	11	4
OKLAHOMA	8	8	-	5	5	-	3	3	-	-	-	2
OREGON	23	23	-	11	11	-	12	12	-	3	3	-
PENNSYLVANIA	141	141	-	112	112	-	29	29	-	26	26	9
RHODE ISLAND	9	9	-	4	4	-	5	5	-	2	2	-
SOUTH CAROLINA	4	4	-	1	1	-	3	3	-	1	1	-
TENNESSEE	5	5	-	3	3	-	2	2	-	1	1	-
TEXAS	22	22	-	8	8	-	14	14	-	1	1	-
UTAH	3	3	-	1	1	-	2	2	-	-	-	-
VERMONT	22	22	-	13	13	-	9	9	-	6	6	-
VIRGINIA	38	38	-	25	25	-	13	13	-	7	7	1
WASHINGTON	22	22	-	9	9	-	13	13	-	2	2	1
WEST VIRGINIA	7	7	-	6	6	-	1	1	-	1	1	1
WISCONSIN	24	24	-	10	10	-	14	14	-	4	4	-
WYOMING	1	1	-	1	1	-	-	-	-	-	-	-
US TERRITORIES + POSS.	23	23	-	13	13	-	10	10	-	4	4	-
PUERTO RICO	20	20	-	10	10	-	10	10	-	3	3	-
VIRGIN ISLANDS	3	3	-	3	3	-	-	-	-	1	1	-
FOREIGN COUNTRIES	542	542	-	82	82	-	460	460	-	21	21	8

FALL 1991 CREDIT COURSE STUDENTS BY PERMANENT RESIDENCE  
COLLEGE OF AGRICULTURE + LIFE SCIENCES

PERMANENT RESIDENCE	ALL LEVELS			UNDERGRADUATE			GRADUATE			NEW UNDERGRADUATES TRANSFERS			
	TOTAL	FULL-TIME	PART-TIME	TOTAL	FULL-TIME	PART-TIME	TOTAL	FULL-TIME	PART-TIME	FIRST TIME		TOTAL	
										TOTAL	FULL-TIME		
FAR EAST	254	254	-	25	25	-	229	229	-	-	6	6	3
PEOPLES REPUB. OF CHINA	74	74	-	1	1	-	73	73	-	-	-	-	1
REPUBLIC OF CHINA	56	56	-	-	-	-	56	56	-	-	-	-	-
HONG KONG	8	8	-	5	5	-	3	3	-	-	-	-	-
INDIA	19	19	-	-	-	-	19	19	-	-	-	-	-
INDONESIA	13	13	-	1	1	-	12	12	-	-	1	1	1
JAPAN	15	15	-	5	5	-	10	10	-	-	3	3	1
PEOPLES REPUB. OF KOREA	3	3	-	3	3	-	-	-	-	-	-	-	1
REPUBLIC OF KOREA	23	23	-	-	-	-	23	23	-	-	-	-	-
MALAYSIA	10	10	-	4	4	-	6	6	-	-	1	1	-
NEPAL	6	6	-	-	-	-	6	6	-	-	-	-	-
PHILIPPINES	10	10	-	1	1	-	9	9	-	-	-	-	-
SINGAPORE	3	3	-	1	1	-	2	2	-	-	1	1	-
SRI LANKA	3	3	-	1	1	-	2	2	-	-	-	-	-
THAILAND	11	11	-	3	3	-	8	8	-	-	-	-	-
NEAR AND MIDDLE EAST	10	10	-	1	1	-	9	9	-	-	-	-	-
CYPRUS	1	1	-	-	-	-	1	1	-	-	-	-	-
ISRAEL	1	1	-	-	-	-	1	1	-	-	-	-	-
LEBANON	2	2	-	-	-	-	2	2	-	-	-	-	-
PAKISTAN	2	2	-	-	-	-	2	2	-	-	-	-	-
TURKEY	3	3	-	1	1	-	2	2	-	-	-	-	-
ARAB REPUB. OF YEMEN	1	1	-	-	-	-	1	1	-	-	-	-	-
EUROPE	74	74	-	8	8	-	66	66	-	-	3	3	1
BELGIUM	6	6	-	1	1	-	5	5	-	-	-	-	-
DENMARK	1	1	-	-	-	-	1	1	-	-	-	-	-
FINLAND	1	1	-	-	-	-	1	1	-	-	-	-	-
FRANCE	5	5	-	-	-	-	5	5	-	-	-	-	-
FEDERAL REP. OF GERMANY	7	7	-	1	1	-	6	6	-	-	1	1	-
GREECE	4	4	-	-	-	-	4	4	-	-	-	-	-
HUNGARY	2	2	-	-	-	-	2	2	-	-	-	-	-
ICELAND	1	1	-	-	-	-	1	1	-	-	-	-	-
IRELAND	2	2	-	-	-	-	2	2	-	-	-	-	-
ITALY	5	5	-	1	1	-	4	4	-	-	-	-	-
NETHERLANDS	9	9	-	-	-	-	9	9	-	-	-	-	-
NORWAY	1	1	-	-	-	-	1	1	-	-	-	-	-
POLAND	2	2	-	1	1	-	1	1	-	-	-	-	-
PORTUGAL	2	2	-	-	-	-	2	2	-	-	-	-	-
SPAIN	9	9	-	-	-	-	9	9	-	-	-	-	-
SWEDEN	1	1	-	-	-	-	1	1	-	-	-	-	-

FALL 1991 CREDIT COURSE STUDENTS BY PERMANENT RESIDENCE  
COLLEGE OF AGRICULTURE + LIFE SCIENCES

PERMANENT RESIDENCE	ALL LEVELS			UNDERGRADUATE			GRADUATE			NEW UNDERGRADUATES FIRST TIME TRANSFERS		
	TOTAL	FULL-TIME	PART-TIME	TOTAL	FULL-TIME	PART-TIME	TOTAL	FULL-TIME	PART-TIME	TOTAL	FULL-TIME	TOTAL
SWITZERLAND	5	5	-	3	3	-	2	2	-	2	-	-
SOVIET SOCIALIST REPUB.	2	2	-	-	-	-	2	2	-	-	-	-
UNITED KINGDOM	6	6	-	1	1	-	5	5	-	-	-	1
YUGOSLAVIA	3	3	-	-	-	-	3	3	-	-	-	-
CARIBBEAN	7	7	-	2	2	-	5	5	-	-	-	1
BARBADOS	1	1	-	1	1	-	-	-	-	-	-	-
DOMINICAN REPUBLIC	3	3	-	-	-	-	3	3	-	-	-	-
JAMAICA	3	3	-	1	1	-	2	2	-	-	-	1
AFRICA	62	62	-	7	7	-	55	55	-	-	-	2
BOTSWANA	2	2	-	-	-	-	2	2	-	-	-	-
BURUNDI	1	1	-	-	-	-	1	1	-	-	-	-
CONGO	1	1	-	-	-	-	1	1	-	-	-	-
EGYPT	1	1	-	-	-	-	1	1	-	-	-	1
ETHIOPIA	2	2	-	1	1	-	1	1	-	-	-	-
GAMBIA	2	2	-	1	1	-	1	1	-	-	-	-
GHANA	6	6	-	-	-	-	6	6	-	-	-	-
IVORY COAST	2	2	-	-	-	-	2	2	-	-	-	-
KENYA	5	5	-	-	-	-	5	5	-	-	-	-
LIBERIA	1	1	-	-	-	-	1	1	-	-	-	-
MALAWI	4	4	-	1	1	-	3	3	-	-	-	1
MOROCCO	3	3	-	3	3	-	-	-	-	-	-	-
MOZAMBIQUE	3	3	-	-	-	-	3	3	-	-	-	-
NIGERIA	6	6	-	-	-	-	6	6	-	-	-	-
SENEGAL	2	2	-	-	-	-	2	2	-	-	-	-
SOMALIA	1	1	-	-	-	-	1	1	-	-	-	-
SOUTH AFRICA	2	2	-	1	1	-	1	1	-	-	-	-
SUDAN	4	4	-	-	-	-	4	4	-	-	-	-
SWAZILAND	2	2	-	-	-	-	2	2	-	-	-	-
TANZANIA	4	4	-	-	-	-	4	4	-	-	-	-
UGANDA	2	2	-	-	-	-	2	2	-	-	-	-
UPPER VOLTA	1	1	-	-	-	-	1	1	-	-	-	-
ZAIRE	1	1	-	-	-	-	1	1	-	-	-	-
ZAMBIA	2	2	-	-	-	-	2	2	-	-	-	-
ZIMBABWE	2	2	-	-	-	-	2	2	-	-	-	-
CENTRAL AMERICA	14	14	-	4	4	-	10	10	-	-	2	-
BELIZE	1	1	-	-	-	-	1	1	-	-	-	-
COSTA RICA	4	4	-	2	2	-	2	2	-	-	1	-
GUATEMALA	4	4	-	-	-	-	4	4	-	-	-	-
HONDURAS	3	3	-	2	2	-	1	1	-	-	1	-



FALL 1991 CREDIT COURSE STUDENTS BY PERMANENT RESIDENCE  
COLLEGE OF AGRICULTURE + LIFE SCIENCES

PERMANENT RESIDENCE	ALL LEVELS		UNDERGRADUATE		GRADUATE		NEW UNDERGRADUATES FIRST TIME		TRANSFERRES	
	TOTAL	FULL-TIME	TOTAL	FULL-TIME	TOTAL	FULL-TIME	TOTAL	FULL-TIME	TOTAL	FULL-TIME
NICARAGUA	1	1	-	-	1	1	-	-	-	-
PANAMA	1	1	-	-	1	1	-	-	-	-
SOUTH AMERICA	60	60	10	10	50	50	2	2	-	-
ARGENTINA	5	5	-	-	5	5	-	-	-	-
BOLIVIA	1	1	-	-	1	1	-	-	-	-
BRAZIL	25	25	3	3	22	22	-	-	-	-
CHILE	5	5	-	-	5	5	-	-	-	-
COLOMBIA	8	8	1	1	7	7	-	-	-	-
ECUADOR	4	4	2	2	2	2	-	-	-	-
GUYANA	3	3	-	-	3	3	-	-	-	-
PERU	3	3	1	1	2	2	-	-	-	-
SURINAME	1	1	-	-	1	1	-	-	-	-
VENEZUELA	5	5	3	3	2	2	2	2	-	-
OCEANIA	5	5	-	-	5	5	-	-	-	-
AUSTRALIA	1	1	-	-	1	1	-	-	-	-
NEW ZEALAND	4	4	-	-	4	4	-	-	-	-
NORTH AMERICA	56	56	25	25	31	31	8	8	1	1
CANADA	41	41	21	21	20	20	4	4	1	1
MEXICO	15	15	4	4	11	11	4	4	-	-
RESIDENCE UNKNOWN	6	6	6	6	-	-	-	-	-	-
RESIDENCE UNSPECIFIED	6	6	6	6	-	-	-	-	-	-

430

429



FALL 1991 CREDIT COURSE STUDENTS BY PERMANENT RESIDENCE  
COLLEGE OF CERAMICS

PERMANENT RESIDENCE	ALL LEVELS		UNDERGRADUATE		GRADUATE		NEW UNDERGRADUATES FIRST TIME		TOTAL				
	TOTAL	FULL-TIME	PART-TIME	TOTAL	FULL-TIME	PART-TIME	TOTAL	FULL-TIME					
										833	25	768	747
ALL STUDENTS	858	833	25	768	747	21	90	86	4	199	195	53	52
UNITED STATES	816	794	22	752	732	20	64	62	2	195	192	52	51
NEW YORK COUNTIES	562	543	19	525	507	18	37	36	1	141	139	36	35
ALBANY COUNTY	16	16	-	16	16	-	-	-	-	6	6	2	2
* ALLEGANY COUNTY	51	46	5	35	31	4	16	15	1	6	5	3	3
BRONX COUNTY	6	6	-	6	6	-	-	-	-	6	6	-	-
BROOME COUNTY	20	18	2	20	18	2	-	-	-	2	2	-	-
CATTARAUGUS COUNTY	9	9	-	8	8	-	1	1	-	-	-	-	-
CAYUGA COUNTY	2	2	-	2	2	-	-	-	-	-	-	-	-
CHAUTAUQUA COUNTY	14	14	-	12	12	-	2	2	-	1	1	-	-
CHEMUNG COUNTY	14	14	-	14	14	-	-	-	-	4	4	2	2
CHENANGO COUNTY	3	2	1	3	2	1	-	-	-	1	1	-	-
CLINTON COUNTY	2	2	-	2	2	-	-	-	-	-	-	1	1
COLUMBIA COUNTY	2	2	-	2	2	-	-	-	-	-	-	2	2
CORTLAND COUNTY	5	5	-	5	5	-	-	-	-	2	2	-	-
DELAWARE COUNTY	8	8	-	8	8	-	-	-	-	3	3	1	1
DUTCHESS COUNTY	7	7	-	5	5	-	2	2	-	2	2	-	-
ERIE COUNTY	58	56	2	56	54	2	2	2	-	16	16	-	-
ESSEX COUNTY	2	2	-	2	2	-	-	-	-	-	-	1	1
FULTON COUNTY	3	3	-	3	3	-	-	-	-	1	1	-	-
GENESEE COUNTY	2	1	1	2	1	1	-	-	-	-	-	-	-
GREENE COUNTY	1	1	-	1	1	-	-	-	-	-	-	-	-
HERKIMER COUNTY	5	5	-	5	5	-	-	-	-	-	-	1	1
JEFFERSON COUNTY	1	1	-	1	1	-	-	-	-	-	-	-	-
KINGS COUNTY	10	10	-	10	10	-	-	-	-	4	4	-	-
LEWIS COUNTY	2	2	-	2	2	-	-	-	-	1	1	-	-
LIVINGSTON COUNTY	1	1	-	1	1	-	-	-	-	1	1	-	-
MADISON COUNTY	3	3	-	3	3	-	-	-	-	1	1	-	-
MONROE COUNTY	55	54	1	50	49	1	5	5	-	16	15	5	5
MONTGOMERY COUNTY	2	2	-	2	2	-	-	-	-	1	1	-	-
NASSAU COUNTY	11	11	-	11	11	-	-	-	-	2	2	1	1
NEW YORK (MANHATTAN)	8	8	-	8	8	-	-	-	-	3	3	-	-
NIAGARA COUNTY	7	7	-	6	6	-	1	1	-	3	3	-	-
ONEIDA COUNTY	16	16	-	16	16	-	-	-	-	5	5	-	-
ONONDAGA COUNTY	35	31	4	35	31	4	-	-	-	11	11	1	1
ONTARIO COUNTY	12	11	1	12	11	1	-	-	-	5	5	2	2
ORANGE COUNTY	4	4	-	4	4	-	-	-	-	-	-	-	-
OSWEGO COUNTY	3	3	-	3	3	-	-	-	-	-	-	-	-
OTSEGO COUNTY	1	1	-	1	1	-	-	-	-	1	1	-	-

FALL 1991 CREDIT COURSE STUDENTS BY PERMANENT RESIDENCE  
COLLEGE OF CERAMICS

PERMANENT RESIDENCE	ALL LEVELS		UNDERGRADUATE		GRADUATE		NEW UNDERGRADUATES FIRST TIME		TRANSFERS	
	TOTAL	FULL-TIME	PART-TIME	TOTAL	FULL-TIME	PART-TIME	TOTAL	FULL-TIME	TOTAL	FULL-TIME
PUTNAM COUNTY	1	1	-	1	-	-	-	-	-	-
QUEENS COUNTY	5	4	1	5	4	1	2	2	-	-
RENSELAEER COUNTY	5	5	-	5	5	-	1	1	3	3
RICHMOND(STATEN ISLAND)	1	1	-	1	-	-	1	1	-	-
ROCKLAND COUNTY	3	3	-	3	3	-	-	-	1	1
ST. LAWRENCE COUNTY	5	5	-	5	5	-	1	1	-	-
SARATOGA COUNTY	16	16	-	16	16	-	3	3	3	3
SCHENECTADY COUNTY	12	12	-	12	12	-	6	6	3	3
SCHOHARIE COUNTY	3	3	-	3	3	-	-	-	-	-
SENECA COUNTY	1	1	-	1	1	-	-	-	-	-
STEBEN COUNTY	29	28	1	27	26	1	2	6	1	1
SUFFOLK COUNTY	29	29	-	28	28	-	1	5	3	3
SULLIVAN COUNTY	1	1	-	1	1	-	-	-	-	-
TIOGA COUNTY	1	1	-	1	1	-	-	-	-	-
TOMPKINS COUNTY	6	6	-	6	6	-	1	1	-	-
ULSTER COUNTY	3	3	-	3	3	-	1	1	-	-
WARREN COUNTY	1	1	-	1	1	-	-	-	-	-
WASHINGTON COUNTY	1	1	-	1	1	-	-	-	-	-
WAYNE COUNTY	3	3	-	3	3	-	1	1	-	-
WESTCHESTER COUNTY	22	22	-	20	20	-	2	6	-	-
WYOMING COUNTY	5	5	-	2	2	3	3	1	-	-
YATES COUNTY	2	2	-	2	2	-	2	2	-	-
COUNTY UNKNOWN	6	6	-	6	6	-	-	-	-	-

\* - INDICATES LOCATION OF INSTITUTION

REST OF THE UNITED STATES	254	251	3	227	225	2	27	26	1	54	53	16
ALABAMA	1	1	-	-	-	-	1	1	-	-	-	-
CALIFORNIA	7	7	-	5	5	-	2	2	-	2	2	-
COLORADO	3	3	-	3	3	-	-	-	-	1	1	-
CONNECTICUT	12	12	-	12	12	-	-	-	-	3	3	-
DELAWARE	2	2	-	2	2	-	-	-	-	-	-	1
FLORIDA	2	2	-	2	2	-	-	-	-	-	-	-
HAWAII	3	3	-	3	3	-	-	-	-	-	-	-
ILLINOIS	4	3	1	3	3	-	1	1	1	1	1	-
IOWA	1	1	-	-	-	-	1	1	-	-	-	-
KANSAS	2	2	-	-	-	-	2	2	-	-	-	-
KENTUCKY	1	1	-	-	-	-	-	-	-	-	-	-
MAINE	4	4	-	4	4	-	-	-	-	1	1	-
MARYLAND	8	8	-	7	7	-	1	1	-	-	-	-
MASSACHUSETTS	19	19	-	15	15	-	4	4	-	3	3	-
MICHIGAN	14	14	-	13	13	-	1	1	-	3	3	2
MINNESOTA	3	3	-	2	2	-	1	1	-	-	-	-

92/463-2





FALL 1991 CREDIT COURSE STUDENTS BY PERMANENT RESIDENCE  
COLLEGE OF CERAMICS

PERMANENT RESIDENCE	ALL LEVELS		UNDERGRADUATE		GRADUATE		NEW UNDERGRADUATES FIRST TIME		TRANSFERS	
	TOTAL	FULL-TIME	PART-TIME	TOTAL	FULL-TIME	PART-TIME	TOTAL	FULL-TIME		
										TOTAL
MISSOURI	3	3	-	-	-	3	-	-	1	1
NEW HAMPSHIRE	4	4	-	4	-	-	-	-	-	-
NEW JERSEY	34	34	-	34	-	-	-	13	2	2
NEW MEXICO	3	3	-	3	-	-	-	2	-	-
NDRTH CAROLINA	4	4	-	4	-	-	-	3	-	-
OHIO	12	12	-	10	-	2	-	2	-	-
OKLAHOMA	1	-	1	-	1	-	-	1	-	-
PENNSYLVANIA	68	67	1	65	1	3	-	10	8	8
RHODE ISLAND	3	3	-	2	-	1	-	-	-	-
TENNESSEE	1	1	-	1	-	-	-	-	-	-
TEXAS	6	6	-	4	-	2	-	2	-	-
UTAH	4	4	-	3	-	1	-	2	-	-
VERMONT	9	9	-	8	-	1	-	2	-	2
VIRGINIA	7	7	-	7	-	-	-	3	-	-
WEST VIRGINIA	1	1	-	1	-	-	-	-	-	-
WISCONSIN	1	1	-	1	-	-	-	-	-	-
OTHER U.S.	7	7	-	7	-	-	-	1	-	-
FOREIGN COUNTRIES	42	39	3	16	15	24	2	4	1	1
FAR EAST	23	21	2	2	2	19	2	-	1	1
PEOPLES REPUB. OF CHINA	6	6	-	-	-	6	-	-	-	-
REPUBLIC OF CHINA	2	2	-	-	-	2	-	-	-	-
INDIA	4	3	1	-	-	4	1	-	-	-
INDONESIA	1	1	-	-	-	1	-	-	-	-
JAPAN	2	2	-	2	2	-	-	-	1	1
PEOPLES REPUB. OF KOREA	1	-	1	-	-	1	-	-	-	-
REPUBLIC OF KOREA	4	4	-	-	-	4	-	-	-	-
PHILIPPINES	1	1	-	-	-	1	-	-	-	-
THAILAND	2	2	-	-	-	2	-	-	-	-
NEAR AND MIDDLE EAST	4	4	-	4	4	-	-	-	-	-
IRAN	1	1	-	1	1	-	-	-	-	-
LEBANON	1	1	-	1	1	-	-	-	-	-
PAKISTAN	2	2	-	2	2	-	-	-	-	-
EUROPE	9	9	-	5	5	4	-	3	-	-
FEDERAL REP. OF GERMANY	4	4	-	3	3	1	-	3	-	-
GERMAN DEMOCRATIC REPUB	1	1	-	-	-	1	-	-	-	-
NORWAY	1	1	-	1	1	-	-	-	-	-
UNITED KINGDOM	3	3	-	1	1	2	-	-	-	-

FALL 1991 CREDIT COURSE STUDENTS BY PERMANENT RESIDENCE  
COLLEGE OF CERAMICS

PERMANENT RESIDENCE	ALL LEVELS		UNDERGRADUATE		GRADUATE		NEW UNDERGRADUATES FIRST TIME		TRANSFERS
	TOTAL	FULL- TIME	PART- TIME	TOTAL	FULL- TIME	PART- TIME	TOTAL	FULL- TIME	
SOUTH AMERICA	4	4	-	3	1	-	-	-	-
ARGENTINA	1	1	-	1	-	-	-	-	-
COLOMBIA	1	1	-	1	-	-	-	-	-
ECUADOR	1	1	-	-	1	-	-	-	-
PERU	1	1	-	1	-	-	-	-	-
NORTH AMERICA	2	1	1	2	1	1	1	-	-
CANADA	1	-	1	1	-	-	1	-	-
MEXICO	1	1	-	1	-	-	-	-	-

437

438

FALL 1991 CREDIT COURSE STUDENTS BY PERMANENT RESIDENCE  
COLLEGE OF HUMAN ECOLOGY

PERMANENT RESIDENCE	ALL LEVELS		UNDERGRADUATE		GRADUATE		NEW UNDERGRADUATES FIRST TIME		TRANSFERS	
	TOTAL	FULL-TIME	TOTAL	FULL-TIME	TOTAL	FULL-TIME	TOTAL	FULL-TIME		
ALL STUDENTS	1481	1481	-	1252	-	229	229	254	84	84
UNITED STATES	1366	1366	-	1227	-	139	139	250	79	79
NEW YORK COUNTIES	952	952	-	892	-	60	60	170	63	63
ALBANY COUNTY	16	16	-	15	-	1	1	2	-	-
ALLEGANY COUNTY	3	3	-	1	-	2	2	-	1	1
BRONX COUNTY	19	19	-	19	-	-	-	2	3	3
BROOME COUNTY	21	21	-	18	-	3	3	2	6	6
CATTARAUGUS COUNTY	1	1	-	1	-	-	-	-	1	1
CAYUGA COUNTY	3	3	-	2	-	1	1	-	1	1
CHAUTAUQUA COUNTY	4	4	-	3	-	1	1	-	-	-
CHEMUNG COUNTY	8	8	-	5	-	3	3	1	1	1
CHENANGO COUNTY	2	2	-	2	-	-	-	-	1	1
CLINTON COUNTY	2	2	-	1	-	1	1	-	-	-
COLUMBIA COUNTY	3	3	-	3	-	-	-	2	-	-
CORTLAND COUNTY	2	2	-	2	-	-	-	1	-	-
DUTCHESS COUNTY	14	14	-	12	-	2	2	1	-	-
ERIE COUNTY	26	26	-	23	-	3	3	2	-	-
FRANKLIN COUNTY	1	1	-	1	-	-	-	1	-	-
GENESEE COUNTY	1	1	-	1	-	-	-	-	-	-
GREENE COUNTY	1	1	-	1	-	-	-	-	-	-
HERKIMER COUNTY	1	1	-	1	-	-	-	1	-	-
JEFFERSON COUNTY	2	2	-	2	-	-	-	-	-	-
KINGS COUNTY	39	39	-	36	-	3	3	12	2	2
MADISON COUNTY	6	6	-	6	-	-	-	-	1	1
MONROE COUNTY	45	45	-	45	-	-	-	8	2	2
MONTGOMERY COUNTY	2	2	-	1	-	1	1	1	-	-
NASSAU COUNTY	161	161	-	158	-	3	3	35	7	7
NEW YORK (MANHATTAN)	41	41	-	39	-	2	2	11	1	1
NIAGARA COUNTY	4	4	-	4	-	-	-	2	-	-
ONEIDA COUNTY	5	5	-	5	-	-	-	1	1	1
ONONDAGA COUNTY	39	39	-	35	-	4	4	7	5	5
ONTARIO COUNTY	4	4	-	4	-	-	-	-	4	4
ORANGE COUNTY	15	15	-	15	-	-	-	1	1	1
OSWEGO COUNTY	2	2	-	2	-	-	-	-	-	-
OTSEGO COUNTY	6	6	-	5	-	1	1	1	-	-
PUTNAM COUNTY	3	3	-	3	-	-	-	-	-	-
QUEENS COUNTY	85	85	-	82	-	3	3	18	5	5
RENSSELAER COUNTY	3	3	-	3	-	-	-	-	2	2
RICHMOND (STATEN ISLAND)	32	32	-	32	-	-	-	9	-	-

FALL 1991 CREDIT COURSE STUDENTS BY PERMANENT RESIDENCE  
COLLEGE OF HUMAN ECOLOGY

PERMANENT RESIDENCE	ALL LEVELS		UNDERGRADUATE		GRADUATE		NEW UNDERGRADUATES FIRST TIME		TOTAL
	TOTAL	FULL-TIME	FULL-TIME	PART-TIME	TOTAL	FULL-TIME	TOTAL	FULL-TIME	
ROCKLAND COUNTY	60	60	60	-	-	-	15	7	77
ST. LAWRENCE COUNTY	2	2	2	-	-	-	-	-	2
SARATOGA COUNTY	6	6	6	-	-	-	1	1	7
SCHENECTADY COUNTY	7	7	7	-	-	-	2	2	9
SCHOHARIE COUNTY	1	1	1	-	-	-	1	1	2
SENECA COUNTY	2	2	2	-	-	-	-	-	2
STUBEN COUNTY	1	1	1	-	-	-	-	-	1
SUFFOLK COUNTY	91	91	87	-	4	-	16	5	100
SULLIVAN COUNTY	3	3	3	-	-	-	1	1	4
TIOGA COUNTY	7	7	7	-	-	-	-	-	7
TOMPKINS COUNTY	70	70	51	-	19	-	3	5	78
ULSTER COUNTY	8	8	8	-	-	-	2	2	10
WARREN COUNTY	6	6	5	-	1	-	-	-	7
WAYNE COUNTY	2	2	2	-	-	-	-	-	2
WESTCHESTER COUNTY	64	64	62	-	2	-	8	2	74
* - INDICATES LOCATION OF INSTITUTION	407	407	329	-	78	-	78	16	493
REST OF THE UNITED STATES	407	407	329	-	78	-	78	16	493
ALABAMA	1	1	1	-	-	-	1	-	2
ARIZONA	1	1	-	-	1	-	-	-	2
ARKANSAS	1	1	-	-	1	-	-	-	2
CALIFORNIA	36	36	32	-	4	-	8	1	45
COLORADO	4	4	1	-	3	-	1	1	6
CONNECTICUT	26	26	21	-	5	-	6	1	32
DELAWARE	1	1	1	-	-	-	-	-	2
DISTRICT OF COLUMBIA	2	2	1	-	1	-	-	-	3
FLORIDA	18	18	17	-	1	-	5	1	24
GEORGIA	2	2	2	-	-	-	1	-	3
HAWAII	4	4	4	-	-	-	2	-	6
ILLINOIS	14	14	7	-	7	-	3	-	21
INDIANA	5	5	2	-	3	-	-	-	8
KANSAS	3	3	2	-	1	-	2	-	5
KENTUCKY	3	3	2	-	1	-	2	-	5
LOUISIANA	3	3	3	-	-	-	-	-	6
MAINE	2	2	1	-	1	-	4	-	4
MARYLAND	32	32	28	-	4	-	4	-	36
MASSACHUSETTS	29	29	25	-	4	-	4	-	33
MICHIGAN	10	10	8	-	2	-	5	-	13
MINNESOTA	1	1	-	-	1	-	-	-	2
MISSISSIPPI	1	1	-	-	1	-	-	-	2
NEBRASKA	1	1	1	-	-	-	1	-	2
NEVADA	1	1	1	-	-	-	1	-	2

FALL 1991 CREDIT COURSE STUDENTS BY PERMANENT RESIDENCE  
COLLEGE OF HUMAN ECOLOGY

PERMANENT RESIDENCE	ALL LEVELS			UNDERGRADUATE			GRADUATE			NEW UNDERGRADUATES TRANSFERS		
	TOTAL	FULL-TIME	PART-TIME	TOTAL	FULL-TIME	PART-TIME	TOTAL	FULL-TIME	PART-TIME	TOTAL	FULL-TIME	TOTAL
NEW HAMPSHIRE	2	2	-	2	2	-	-	-	-	-	-	-
NEW JERSEY	75	75	-	69	69	-	6	6	-	14	14	3
NEW MEXICO	4	4	-	1	1	-	3	3	-	-	-	-
NORTH CAROLINA	2	2	-	1	1	-	1	1	-	1	1	-
OHIO	19	19	-	15	15	-	4	4	-	4	4	-
OKLAHOMA	4	4	-	4	4	-	-	-	-	2	2	-
OREGON	2	2	-	2	2	-	-	-	-	1	1	1
PENNSYLVANIA	47	47	-	39	39	-	8	8	-	5	5	1
RHODE ISLAND	3	3	-	2	2	-	1	1	-	1	1	-
SOUTH CAROLINA	2	2	-	2	2	-	-	-	-	1	1	-
TENNESSEE	2	2	-	1	1	-	1	1	-	-	-	-
TEXAS	16	16	-	13	13	-	3	3	-	4	4	1
UTAH	1	1	-	-	-	-	1	1	-	-	-	-
VERMONT	4	4	-	2	2	-	2	2	-	-	-	-
VIRGINIA	9	9	-	6	6	-	3	3	-	1	1	-
WASHINGTON	10	10	-	9	9	-	1	1	-	-	-	1
WISCONSIN	3	3	-	1	1	-	2	2	-	-	-	-
WYOMING	1	1	-	-	-	-	1	1	-	-	-	-
US TERRITORIES + POSS.	7	7	-	6	6	-	1	1	-	2	2	-
PUERTO RICO	7	7	-	6	6	-	1	1	-	2	2	-
FOREIGN COUNTRIES	115	115	-	25	25	-	90	90	-	4	4	5
FAR EAST	75	75	-	12	12	-	63	63	-	2	2	2
PEOPLES REPUB. OF CHINA	15	15	-	2	2	-	13	13	-	-	-	1
REPUBLIC OF CHINA	16	16	-	1	1	-	15	15	-	1	1	-
HONG KONG	2	2	-	1	1	-	1	1	-	-	-	-
INDIA	10	10	-	3	3	-	7	7	-	-	-	1
INDONESIA	2	2	-	-	-	-	2	2	-	-	-	-
JAPAN	8	8	-	1	1	-	7	7	-	-	-	-
REPUBLIC OF KOREA	19	19	-	3	3	-	16	16	-	1	1	-
PHILIPPINES	1	1	-	1	1	-	-	-	-	-	-	-
SINGAPORE	1	1	-	-	-	-	1	1	-	-	-	-
SRI LANKA	1	1	-	-	-	-	1	1	-	-	-	-
NEAR AND MIDDLE EAST	4	4	-	-	-	-	4	4	-	-	-	-
PAKISTAN	3	3	-	-	-	-	3	3	-	-	-	-
TURKEY	1	1	-	-	-	-	1	1	-	-	-	-
EUROPE	6	6	-	1	1	-	5	5	-	-	-	1



FALL 1991 CREDIT COURSE STUDENTS BY PERMANENT RESIDENCE  
COLLEGE OF HUMAN ECOLOGY

PERMANENT RESIDENCE	ALL LEVELS			UNDERGRADUATE			GRADUATE			NEW UNDERGRADUATES FIRST TIME TRANSFERS			
	TOTAL	FULL-TIME	PART-TIME	TOTAL	FULL-TIME	PART-TIME	TOTAL	FULL-TIME	PART-TIME	TOTAL	FULL-TIME	TOTAL	FULL-TIME
FRANCE	1	1	-	-	-	-	1	-	-	-	-	-	-
FEDERAL REP. OF GERMANY	2	2	-	-	1	-	1	1	-	-	-	-	1
GREECE	1	1	-	-	-	-	1	1	-	-	-	-	-
SPAIN	1	1	-	-	-	-	1	1	-	-	-	-	-
SWEDEN	1	1	-	-	-	-	1	1	-	-	-	-	-
CARIBBEAN	2	2	-	-	-	-	2	2	-	-	-	-	-
BARBADOS	1	1	-	-	-	-	1	1	-	-	-	-	-
TRINIDAD-TOBAGO	1	1	-	-	-	-	1	1	-	-	-	-	-
AFRICA	7	7	-	-	1	-	6	6	-	-	-	-	-
ETHIOPIA	1	1	-	-	1	-	1	1	-	-	-	-	-
KENYA	1	1	-	-	-	-	-	-	-	-	-	-	-
MALAWI	1	1	-	-	-	-	1	1	-	-	-	-	-
NIGERIA	1	1	-	-	-	-	1	1	-	-	-	-	-
SOUTH AFRICA	1	1	-	-	-	-	1	1	-	-	-	-	-
TANZANIA	2	2	-	-	-	-	2	2	-	-	-	-	-
CENTRAL AMERICA	4	4	-	-	1	-	3	3	-	-	-	-	-
GUATEMALA	2	2	-	-	1	-	1	1	-	-	-	-	-
PANAMA	2	2	-	-	-	-	2	2	-	-	-	-	-
SOUTH AMERICA	3	3	-	-	3	-	-	-	-	-	-	-	1
ARGENTINA	1	1	-	-	1	-	-	-	-	-	-	-	1
PERU	1	1	-	-	1	-	-	-	-	-	-	-	-
VENEZUELA	1	1	-	-	1	-	-	-	-	-	-	-	-
OCEANIA	1	1	-	-	1	-	-	-	-	-	-	-	1
AUSTRALIA	1	1	-	-	1	-	-	-	-	-	-	-	1
NORTH AMERICA	12	12	-	-	6	-	6	6	-	-	2	2	-
CANADA	12	12	-	-	6	-	6	6	-	-	2	2	-
FOREIGN RESIDENCE UNKNOWN	1	1	-	-	-	-	1	1	-	-	-	-	-
FOREIGN COUNTRY UNKNOWN	1	1	-	-	-	-	1	1	-	-	-	-	-

FALL 1991 CREDIT COURSE STUDENTS BY PERMANENT RESIDENCE  
SCHOOL OF INDUSTRIAL + LABOR RELATIONS

PERMANENT RESIDENCE	ALL LEVELS		UNDERGRADUATE		GRADUATE		NEW UNDERGRADUATES						
	TOTAL	FULL-TIME	TOTAL	FULL-TIME	TOTAL	FULL-TIME	TOTAL	FULL-TIME					
ALL STUDENTS	2055	782	1273	1849	643	1206	206	139	67	395	95	38	38
UNITED STATES	2022	749	1273	1846	640	1206	176	109	67	395	95	36	36
NEW YORK COUNTIES	1786	557	1229	1666	496	1170	120	61	59	354	69	28	28
ALBANY COUNTY	79	24	55	77	22	55	2	2	-	10	-	2	2
ALLEGANY COUNTY	1	1	-	1	1	-	-	-	-	-	-	-	-
BRONX COUNTY	75	15	60	72	15	57	3	-	3	17	1	-	-
BROOME COUNTY	12	10	2	8	6	2	4	4	-	2	2	-	-
CATTARAUGUS COUNTY	2	1	1	2	1	1	-	-	-	1	1	-	-
CAYUGA COUNTY	9	5	4	7	3	4	2	2	-	1	-	-	-
CHAUTAQUA COUNTY	6	2	4	5	1	4	1	1	-	1	-	1	1
CHEMUNG COUNTY	7	1	6	6	2	6	1	1	-	-	-	-	-
CHEMUNGO COUNTY	3	2	1	3	2	1	-	-	-	-	-	-	-
CLINTON COUNTY	5	5	-	5	5	-	-	-	-	1	1	1	1
CORTLAND COUNTY	15	4	11	14	3	11	1	1	-	2	-	-	-
DELAWARE COUNTY	2	2	-	2	2	-	-	-	-	-	-	-	-
DUTCHESS COUNTY	8	7	1	6	5	1	2	2	-	2	1	1	1
ERIE COUNTY	169	21	148	166	18	148	3	3	-	24	2	3	3
FRANKLIN COUNTY	1	1	-	1	1	-	-	-	-	-	-	-	-
FULTON COUNTY	4	2	2	4	2	2	-	-	-	-	-	-	-
GENESEE COUNTY	4	3	3	3	3	3	1	1	-	-	-	-	-
GREENE COUNTY	1	-	1	1	-	1	-	-	-	-	-	-	-
HAMILTON COUNTY	1	1	-	1	1	-	-	-	-	-	-	-	-
JEFFERSON COUNTY	3	2	1	3	2	1	-	-	-	-	-	-	-
KINGS COUNTY	189	37	152	178	35	143	11	2	9	57	8	1	1
LEWIS COUNTY	1	-	1	1	-	1	-	-	-	-	-	-	-
LIVINGSTON COUNTY	3	-	3	3	-	3	-	-	-	-	-	-	-
MADISON COUNTY	8	2	6	8	2	6	-	-	-	-	-	-	-
MONROE COUNTY	246	31	215	244	29	215	2	2	-	43	3	-	-
MONTGOMERY COUNTY	2	-	2	2	-	2	-	-	-	1	-	-	-
NASSAU COUNTY	191	77	114	182	76	106	9	1	8	54	15	2	2
NEW YORK (MANHATTAN)	91	19	72	75	19	56	16	-	16	17	2	4	4
NIAGARA COUNTY	18	1	17	18	1	17	-	-	-	1	-	-	-
ONEIDA COUNTY	12	10	2	12	10	2	-	-	-	-	-	-	-
ONONDAGA COUNTY	57	17	40	53	13	40	4	4	-	2	1	3	3
ONTARIO COUNTY	16	4	12	15	4	12	1	1	-	1	1	1	1
ORANGE COUNTY	6	4	2	5	4	1	1	1	1	1	-	-	-
ORLEANS COUNTY	1	-	1	1	-	1	-	-	-	-	-	-	-
OSWEGO COUNTY	4	3	1	4	3	1	-	-	-	-	-	-	-
OTSEGO COUNTY	2	2	-	2	2	-	-	-	-	-	-	-	-

FALL 1991 CREDIT COURSE STUDENTS BY PERMANENT RESIDENCE  
SCHOOL OF INDUSTRIAL + LABOR RELATIONS

PERMANENT RESIDENCE	ALL LEVELS			UNDERGRADUATE			GRADUATE			NEW UNDERGRADUATES		
	TOTAL	FULL-TIME	PART-TIME	TOTAL	FULL-TIME	PART-TIME	TOTAL	FULL-TIME	PART-TIME	TOTAL	FULL-TIME	TRANSFERS
PUTNAM COUNTY	2	1	1	2	1	1	1	-	-	-	-	-
QUEENS COUNTY	135	38	97	123	37	86	12	1	11	38	3	3
RENSSELAER COUNTY	20	1	19	20	1	19	-	-	-	2	-	-
RICHMOND (STATEN ISLAND)	41	12	29	40	12	28	1	-	1	16	4	-
ROCKLAND COUNTY	25	21	4	22	21	1	3	-	3	4	4	-
SARATOGA COUNTY	18	4	14	18	4	14	-	-	-	4	-	-
SCHECTADY COUNTY	29	6	23	27	4	23	2	2	-	2	-	-
SCHOHARIE COUNTY	1	-	1	1	-	1	-	-	-	-	-	-
SCHUYLER COUNTY	1	1	-	1	1	-	-	-	-	-	-	1
SENECA COUNTY	1	-	1	1	-	1	-	-	-	-	-	-
STEBEN COUNTY	16	6	10	15	5	10	1	1	-	2	-	-
SUFFOLK COUNTY	102	52	50	99	52	47	3	-	3	25	6	3
SULLIVAN COUNTY	4	4	-	4	4	-	-	-	-	3	3	-
TIOGA COUNTY	4	4	-	2	2	-	2	2	-	1	1	1
* TOMPKINS COUNTY	61	43	18	37	19	18	24	24	-	6	2	1
ULSTER COUNTY	2	2	-	2	2	-	-	-	-	-	-	-
WARREN COUNTY	2	2	-	1	1	-	1	1	-	1	1	-
WASHINGTON COUNTY	2	1	1	2	1	1	-	-	-	-	-	-
WAYNE COUNTY	10	3	7	8	1	7	2	2	-	3	-	-
WESTCHESTER COUNTY	53	39	14	48	38	10	5	1	4	9	6	-
WYOMING COUNTY	1	1	-	1	1	-	-	-	-	-	-	-
YATES COUNTY	2	2	-	2	2	-	-	-	-	-	-	-
REST OF THE UNITED STATES	234	190	44	178	142	36	56	48	8	41	26	8
ALABAMA	1	1	-	-	-	-	-	1	-	-	-	-
ALASKA	1	1	-	1	1	-	-	-	-	-	-	-
CALIFORNIA	21	21	-	17	17	-	4	4	-	-	-	1
COLORADO	1	1	-	-	-	-	-	1	-	-	-	-
CONNECTICUT	9	8	1	7	7	1	2	1	1	-	2	2
DELAWARE	1	1	-	1	1	-	-	-	-	1	1	-
DISTRICT OF COLUMBIA	1	1	-	1	1	-	-	-	-	1	1	-
FLORIDA	10	10	-	10	10	-	-	-	-	1	1	1
GEORGIA	2	2	-	2	2	-	-	-	-	1	1	-
HAWAII	1	1	-	1	1	-	-	-	-	-	-	-
ILLINOIS	12	12	-	3	3	-	9	9	-	-	-	-
KENTUCKY	1	1	-	-	-	-	1	1	-	-	-	-
LOUISIANA	1	1	-	1	1	-	-	-	-	-	-	-
MAINE	4	4	-	4	4	-	-	-	-	-	-	-
MARYLAND	8	8	-	7	7	-	1	1	-	3	3	1
MASSACHUSETTS	8	8	-	4	4	-	4	4	-	1	1	1
MICHIGAN	4	4	-	1	1	-	3	3	-	-	-	-

\* - INDICATE LOCATION OF INSTITUTION



FALL 1991 CREDIT COURSE STUDENTS BY PERMANENT RESIDENCE  
SCHOOL OF INDUSTRIAL + LABOR RELATIONS

PERMANENT RESIDENCE	ALL LEVELS		UNDERGRADUATE		GRADUATE		NEW UNDERGRADUATES FIRST TIME		TRANSFERES		
	TOTAL	FULL-TIME	PART-TIME	TOTAL	FULL-TIME	PART-TIME	TOTAL	FULL-TIME	TOTAL	FULL-TIME	
MINNESOTA	1	1	-	1	-	-	-	1	-	-	-
MISSOURI	1	1	-	-	1	-	-	-	-	-	-
MONTANA	1	1	-	-	1	-	-	-	-	-	-
NEW HAMPSHIRE	2	2	-	2	-	-	-	-	-	1	1
NEW JERSEY	73	35	38	61	30	31	12	20	7	1	1
NEW MEXICO	2	1	1	2	1	1	-	1	-	-	-
NORTH CAROLINA	3	3	-	2	2	-	1	1	1	-	-
OHIO	15	15	-	13	13	-	2	2	2	-	-
PENNSYLVANIA	26	22	4	21	17	4	5	4	1	-	-
TENNESSEE	3	3	-	3	3	-	-	1	-	-	-
TEXAS	4	4	-	4	4	-	-	1	-	-	-
VERMONT	1	1	-	1	1	-	1	-	-	-	-
VIRGINIA	8	8	-	3	3	-	5	1	1	1	1
WASHINGTON	4	4	-	3	3	-	1	-	-	-	-
WISCONSIN	4	4	-	3	3	-	1	-	-	-	-
US TERRITORIES + POSS.	2	2	-	2	2	-	-	-	-	-	-
PUERTO RICO	2	2	-	2	2	-	-	-	-	-	-
FOREIGN COUNTRIES	33	33	-	3	3	-	30	-	-	2	2
FAR EAST	19	19	-	1	1	-	18	-	-	1	1
PEOPLES REPUB. OF CHINA	1	1	-	-	-	-	1	-	-	-	-
REPUBLIC OF CHINA	5	5	-	-	-	-	5	-	-	-	-
HONG KONG	2	2	-	1	1	-	1	-	-	1	1
JAPAN	5	5	-	-	-	-	5	-	-	-	-
REPUBLIC OF KOREA	4	4	-	-	-	-	4	-	-	-	-
MALAYSIA	1	1	-	-	-	-	1	-	-	-	-
SRI LANKA	1	1	-	-	-	-	1	-	-	-	-
NEAR AND MIDDLE EAST	2	2	-	-	-	-	2	-	-	-	-
ISRAEL	2	2	-	-	-	-	2	-	-	-	-
EUROPE	5	5	-	-	-	-	5	-	-	-	-
SWEDEN	1	1	-	-	-	-	1	-	-	-	-
UNITED KINGDOM	3	3	-	-	-	-	3	-	-	-	-
YUGOSLAVIA	1	1	-	-	-	-	1	-	-	-	-
AFRIC.	3	3	-	1	1	-	2	-	-	1	1
KENYA	1	1	-	1	1	-	-	-	-	-	-

FALL 1991 CREDIT COURSE STUDENTS BY PERMANENT RESIDENCE  
SCHOOL OF INDUSTRIAL + LABOR RELATIONS

PERMANENT RESIDENCE	ALL LEVELS			UNDERGRADUATE			GRADUATE			NEW UNDERGRADUATES TRANSFERS		
	TOTAL	FULL-TIME	PART-TIME	TOTAL	FULL-TIME	PART-TIME	TOTAL	FULL-TIME	PART-TIME	TOTAL	FULL-TIME	PART-TIME
NIGERIA	1	1	-	-	-	-	1	-	-	-	-	-
SOUTH AFRICA	1	1	-	-	-	-	1	-	-	-	-	-
SOUTH AMERICA	2	2	-	-	-	2	-	-	-	-	-	-
GUYANA	1	1	-	-	-	1	-	-	-	-	-	-
VENEZUELA	1	1	-	-	-	1	-	-	-	-	-	-
NORTH AMERICA	2	2	-	1	1	1	1	-	-	-	-	-
CANADA	2	2	-	1	1	1	1	-	-	-	-	-

453

454

FALL 1991 CREDIT COURSE STUDENTS BY PERMANENT RESIDENCE  
COLLEGE OF VETERINARY MEDICINE

PERMANENT RESIDENCE	ALL LEVELS		UNDERGRADUATE		GRADUATE		NEW UNDERGRADUATES FIRST TIME		TRANSFERS	
	TOTAL	FULL-TIME	TOTAL	FULL-TIME	TOTAL	FULL-TIME	TOTAL	FULL-TIME	TOTAL	FULL-TIME
ALL STUDENTS	420	420	-	-	420	420	-	-	-	-
UNITED STATES	374	374	-	-	374	374	-	-	-	-
NEW YORK COUNTIES	274	274	-	-	274	274	-	-	-	-
ALBANY COUNTY	9	9	-	-	9	9	-	-	-	-
BRONX COUNTY	5	5	-	-	5	5	-	-	-	-
BROOME COUNTY	3	3	-	-	3	3	-	-	-	-
CATTARAUGUS COUNTY	1	1	-	-	1	1	-	-	-	-
CAYUGA COUNTY	2	2	-	-	2	2	-	-	-	-
CHAUTAUQUA COUNTY	2	2	-	-	2	2	-	-	-	-
CHEMUNG COUNTY	3	3	-	-	3	3	-	-	-	-
CHENANGO COUNTY	1	1	-	-	1	1	-	-	-	-
CLINTON COUNTY	3	3	-	-	3	3	-	-	-	-
COLUMBIA COUNTY	3	3	-	-	3	3	-	-	-	-
DELAWARE COUNTY	1	1	-	-	1	1	-	-	-	-
DUTCHESS COUNTY	6	6	-	-	6	6	-	-	-	-
ERIE COUNTY	10	10	-	-	10	10	-	-	-	-
GENESEE COUNTY	1	1	-	-	1	1	-	-	-	-
HAMILTON COUNTY	1	1	-	-	1	1	-	-	-	-
HERKIMER COUNTY	1	1	-	-	1	1	-	-	-	-
KINGS COUNTY	8	8	-	-	8	8	-	-	-	-
LEWIS COUNTY	2	2	-	-	2	2	-	-	-	-
LIVINGSTON COUNTY	1	1	-	-	1	1	-	-	-	-
MADISON COUNTY	4	4	-	-	4	4	-	-	-	-
MONROE COUNTY	8	8	-	-	8	8	-	-	-	-
NASSAU COUNTY	22	22	-	-	22	22	-	-	-	-
NEW YORK (MANHATTAN)	12	12	-	-	12	12	-	-	-	-
NIAGARA COUNTY	2	2	-	-	2	2	-	-	-	-
ONEIDA COUNTY	6	6	-	-	6	6	-	-	-	-
ONONDAGA COUNTY	12	12	-	-	12	12	-	-	-	-
ORANGE COUNTY	2	2	-	-	2	2	-	-	-	-
OSWEGO COUNTY	1	1	-	-	1	1	-	-	-	-
OTSEGO COUNTY	1	1	-	-	1	1	-	-	-	-
PUTNAM COUNTY	1	1	-	-	1	1	-	-	-	-
QUEENS COUNTY	14	14	-	-	14	14	-	-	-	-
RENSELAR COUNTY	2	2	-	-	2	2	-	-	-	-
RICHMOND (STATEN ISLAND)	4	4	-	-	4	4	-	-	-	-
ROCKLAND COUNTY	7	7	-	-	7	7	-	-	-	-
ST. LAWRENCE COUNTY	1	1	-	-	1	1	-	-	-	-
SARATOGA COUNTY	3	3	-	-	3	3	-	-	-	-

FALL 1991 CREDIT COURSE STUDENTS BY PERMANENT RESIDENCE  
COLLEGE OF VETERINARY MEDICINE

PERMANENT RESIDENCE	ALL LEVELS			UNDERGRADUATE			GRADUATE			NEW UNDERGRADUATES TRANSFERS		
	TOTAL	FULL-TIME	PART-TIME	TOTAL	FULL-TIME	PART-TIME	TOTAL	FULL-TIME	PART-TIME	TOTAL	FULL-TIME	TOTAL
SCHENECTADY COUNTY	1	1	-	-	-	-	1	-	-	-	-	-
SUFFOLK COUNTY	22	22	-	-	-	-	22	-	-	-	-	-
SULLIVAN COUNTY	2	2	-	-	-	-	2	-	-	-	-	-
TIOGA COUNTY	3	3	-	-	-	-	3	-	-	-	-	-
* TOMPKINS COUNTY	55	55	-	-	-	-	55	-	-	-	-	-
ULSTER COUNTY	1	1	-	-	-	-	1	-	-	-	-	-
WARREN COUNTY	2	2	-	-	-	-	2	-	-	-	-	-
WAYNE COUNTY	3	3	-	-	-	-	3	-	-	-	-	-
WESTCHESTER COUNTY	19	19	-	-	-	-	19	-	-	-	-	-
WYOMING COUNTY	1	1	-	-	-	-	1	-	-	-	-	-
* - INDICATES LOCATION OF INSTITUTION												
REST OF THE UNITED STATES	98	98	-	-	-	-	98	-	-	-	-	-
ALASKA	1	1	-	-	-	-	1	-	-	-	-	-
ARIZONA	1	1	-	-	-	-	1	-	-	-	-	-
CALIFORNIA	4	4	-	-	-	-	4	-	-	-	-	-
CONNECTICUT	11	11	-	-	-	-	11	-	-	-	-	-
DELAWARE	5	5	-	-	-	-	5	-	-	-	-	-
FLORIDA	6	6	-	-	-	-	6	-	-	-	-	-
HAWAII	1	1	-	-	-	-	1	-	-	-	-	-
MAINE	4	4	-	-	-	-	4	-	-	-	-	-
MARYLAND	11	11	-	-	-	-	11	-	-	-	-	-
MASSACHUSETTS	6	6	-	-	-	-	6	-	-	-	-	-
MICHIGAN	1	1	-	-	-	-	1	-	-	-	-	-
MISSISSIPPI	2	2	-	-	-	-	2	-	-	-	-	-
MISSOURI	1	1	-	-	-	-	1	-	-	-	-	-
NEW HAMPSHIRE	3	3	-	-	-	-	3	-	-	-	-	-
NEW JERSEY	27	27	-	-	-	-	27	-	-	-	-	-
OHIO	1	1	-	-	-	-	1	-	-	-	-	-
OREGON	1	1	-	-	-	-	1	-	-	-	-	-
PENNSYLVANIA	4	4	-	-	-	-	4	-	-	-	-	-
VERMONT	3	3	-	-	-	-	3	-	-	-	-	-
VIRGINIA	1	1	-	-	-	-	1	-	-	-	-	-
WASHINGTON	2	2	-	-	-	-	2	-	-	-	-	-
WISCONSIN	2	2	-	-	-	-	2	-	-	-	-	-
US TERRITORIES + POSS.	2	2	-	-	-	-	2	-	-	-	-	-
PUERTO RICO	2	2	-	-	-	-	2	-	-	-	-	-
FOREIGN COUNTRIES	43	43	-	-	-	-	43	-	-	-	-	-

FALL 1991 CREDIT COURSE STUDENTS BY PERMANENT RESIDENCE  
COLLEGE OF VETERINARY MEDICINE

PERMANENT RESIDENCE	ALL LEVELS		UNDERGRADUATE		GRADUATE		NEW UNDERGRADUATES FIRST TIME		TOTAL TRANSFERS
	TOTAL	FULL-TIME	TOTAL	FULL-TIME	TOTAL	FULL-TIME	TOTAL	FULL-TIME	
FAR EAST	18	18	-	-	18	18	-	-	-
PEOPLES REPUB. OF CHINA	10	10	-	-	10	10	-	-	-
REPUBLIC OF CHINA	4	4	-	-	4	4	-	-	-
INDIA	1	1	-	-	1	1	-	-	-
JAPAN	2	2	-	-	2	2	-	-	-
PEOPLES REPUB. OF KOREA	1	1	-	-	1	1	-	-	-
NEAR AND MIDDLE EAST	1	1	-	-	1	1	-	-	-
TURKEY	1	1	-	-	1	1	-	-	-
EURDPE	9	9	-	-	9	9	-	-	-
BELGIUM	1	1	-	-	1	1	-	-	-
FEDERAL REP. OF GERMANY	2	2	-	-	2	2	-	-	-
GREECE	1	1	-	-	1	1	-	-	-
IRELAND	1	1	-	-	1	1	-	-	-
PORTUGAL	1	1	-	-	1	1	-	-	-
SPAIN	2	2	-	-	2	2	-	-	-
SWITZERLAND	1	1	-	-	1	1	-	-	-
CARIBBEAN	1	1	-	-	1	1	-	-	-
JAMAICA	1	1	-	-	1	1	-	-	-
AFRICA	5	5	-	-	5	5	-	-	-
CAMEROON	1	1	-	-	1	1	-	-	-
KENYA	1	1	-	-	1	1	-	-	-
MOZAMBIQUE	1	1	-	-	1	1	-	-	-
NIGERIA	2	2	-	-	2	2	-	-	-
CENTRAL AMERICA	1	1	-	-	1	1	-	-	-
HONDURAS	1	1	-	-	1	1	-	-	-
SOUTH AMERICA	2	2	-	-	2	2	-	-	-
URUGUAY	2	2	-	-	2	2	-	-	-
OCEANIA	1	1	-	-	1	1	-	-	-
AUSTRALIA	1	1	-	-	1	1	-	-	-
NORTH AMERICA	5	5	-	-	5	5	-	-	-
CANADA	3	3	-	-	3	3	-	-	-
MEXICO	2	2	-	-	2	2	-	-	-

FALL 1991 CREDIT COURSE STUDENTS BY PERMANENT RESIDENCE  
COLLEGE OF VETERINARY MEDICINE

PERMANENT RESIDENCE	ALL LEVELS		UNDERGRADUATE		GRADUATE		NEW UNDERGRADUATES FIRST TIME		TRANSFERS	
	TOTAL	FULL- TIME	TOTAL	FULL- TIME	TOTAL	FULL- TIME	TOTAL	FULL- TIME	TOTAL	FULL- TIME
RESIDENCE UNKNOWN	3	3	-	-	3	3	-	-	-	-
RESIDENCE UNSPECIFIED	3	3	-	-	3	3	-	-	-	-

461

462

FALL 1991 CREDIT COURSE STUDENTS BY PERMANENT RESIDENCE  
COLLEGES OF TECHNOLOGY/AGRICULTURE

PERMANENT RESIDENCE	ALL LEVELS		UNDERGRADUATE		GRADUATE		NEW UNDERGRADUATES			
	TOTAL	FULL-TIME	PART-TIME	TOTAL	FULL-TIME	PART-TIME	TOTAL	FULL-TIME	PART-TIME	
										FIRST TIME
ALL STUDENTS	23842	17509	6333	23842	17509	6333	9237	7707	1173	948
UNITED STATES	23792	17460	6332	23792	17460	6332	9224	7694	1164	939
NEW YORK COUNTIES	23491	17165	6326	23491	17165	6326	9095	7566	1144	921
ALBANY COUNTY	186	182	4	186	182	4	87	86	14	13
ALLEGANY COUNTY	607	504	103	607	504	103	226	198	27	24
BRONX COUNTY	311	298	13	311	298	13	157	154	10	10
BROOME COUNTY	190	184	6	190	184	6	95	95	13	12
CATTARAUGUS COUNTY	193	185	8	193	185	8	84	81	12	11
CAYUGA COUNTY	76	76	-	76	76	-	34	34	5	5
CHAUTAQUA COUNTY	103	102	1	103	102	1	40	40	12	12
CHEMUNG COUNTY	77	76	1	77	76	1	39	39	6	5
CHENANGO COUNTY	622	279	343	622	279	343	230	123	53	17
CLINTON COUNTY	93	93	-	93	93	-	52	52	3	3
COLUMBIA COUNTY	43	41	2	43	41	2	20	19	2	2
CORTLAND COUNTY	85	81	4	85	81	4	47	46	6	5
DELAWARE COUNTY	523	363	160	523	363	160	216	163	30	24
DUTCHESS COUNTY	174	172	2	174	172	2	61	61	21	20
ERIE COUNTY	519	514	5	519	514	5	263	263	26	26
ESSEX COUNTY	60	60	-	60	60	-	29	29	4	4
FRANKLIN COUNTY	107	107	-	107	107	-	44	44	3	3
FULTON COUNTY	58	57	1	58	57	1	24	24	6	6
GENESEE COUNTY	70	70	-	70	70	-	28	28	4	4
GREENE COUNTY	43	40	3	43	40	3	17	17	1	1
HAMILTON COUNTY	9	9	-	9	9	-	5	5	-	-
HERKIMER COUNTY	87	85	2	87	85	2	39	39	9	8
JEFFERSON COUNTY	158	150	8	158	150	8	64	63	8	8
KINGS COUNTY	462	429	33	462	429	33	199	190	16	15
LEWIS COUNTY	81	81	-	81	81	-	33	33	2	2
LIVINGSTON COUNTY	157	151	6	157	151	6	72	69	5	5
MADISON COUNTY	617	449	168	617	449	168	254	204	55	37
MONROE COUNTY	624	616	8	624	616	8	287	286	26	25
MONTGOMERY COUNTY	91	87	4	91	87	4	46	46	4	4
NASSAU COUNTY	4159	2213	1946	4159	2213	1946	1279	839	124	98
NEW YORK (MANHATTAN)	223	213	10	223	213	10	106	101	12	12
NIAGARA COUNTY	100	100	-	100	100	-	45	45	7	7
ONEIDA COUNTY	320	320	27	347	320	27	158	151	26	18
ONONDAGA COUNTY	592	563	29	592	563	29	283	278	38	27
ONTARIO COUNTY	135	133	2	135	133	2	57	57	4	4
ORANGE COUNTY	219	219	-	219	219	-	91	91	8	8

FALL 1991 CREDIT COURSE STUDENTS BY PERMANENT RESIDENCE  
COLLEGES OF TECHNOLOGY/AGRICULTURE

PERMANENT RESIDENCE	ALL LEVELS		UNDERGRADUATE		GRADUATE		NEW UNDERGRADUATES		TRANSFERS
	TOTAL	FULL-TIME	PART-TIME	TOTAL	FULL-TIME	PART-TIME	TOTAL	FULL-TIME	
ORLEANS COUNTY	49	49	-	49	-	-	-	24	3
OSWEGO COUNTY	245	244	1	245	-	-	-	137	8
OTSEGO COUNTY	289	244	45	289	-	-	-	99	34
PUTNAM COUNTY	148	145	3	148	-	-	-	72	5
QUEENS COUNTY	531	392	139	531	-	-	-	219	16
RENSSELAER COUNTY	85	84	1	85	-	-	-	35	9
RICHMOND (STATEN ISLAND)	82	82	-	82	-	-	-	46	5
ROCKLAND COUNTY	165	163	2	165	-	-	-	87	6
ST. LAWRENCE COUNTY	1365	972	393	1365	-	-	-	460	105
SARATOGA COUNTY	224	219	5	224	-	-	-	108	19
SCHENECTADY COUNTY	179	174	5	179	-	-	-	91	9
SCHOHARIE COUNTY	383	274	109	383	-	-	-	129	25
SCHUYLER COUNTY	28	28	-	28	-	-	-	13	4
SENECA COUNTY	59	59	-	59	-	-	-	34	3
STEBEN COUNTY	583	471	112	583	-	-	-	214	31
SUFFOLK COUNTY	5678	3102	2576	5678	-	-	-	1903	194
SULLIVAN COUNTY	119	118	1	119	-	-	-	58	7
TIOGA COUNTY	96	96	-	96	-	-	-	41	7
TOMPKINS COUNTY	57	56	1	57	-	-	-	34	1
ULSTER COUNTY	101	99	2	101	-	-	-	50	8
WARREN COUNTY	40	39	1	40	-	-	-	20	19
WASHINGTON COUNTY	82	80	2	82	-	-	-	39	7
WAYNE COUNTY	152	151	1	152	-	-	-	79	7
WESTCHESTER COUNTY	416	411	5	416	-	-	-	232	24
WYOMING COUNTY	83	82	1	83	-	-	-	37	2
YATES COUNTY	26	25	1	26	-	-	-	12	2
COUNTY UNKNOWN	25	4	21	25	-	-	-	11	-
REST OF THE UNITED STATES	300	294	6	300	-	-	-	128	20
ALABAMA	1	1	-	1	-	-	-	-	-
CALIFORNIA	3	3	-	3	-	-	-	2	1
COLORADO	1	1	-	1	-	-	-	-	-
CONNECTICUT	59	59	-	59	-	-	-	24	1
DELAWARE	1	1	-	1	-	-	-	-	-
FLORIDA	4	4	-	4	-	-	-	2	-
ILLINOIS	1	1	-	1	-	-	-	-	-
MAINE	5	5	-	5	-	-	-	1	-
MARYLAND	3	3	-	3	-	-	-	1	-
MASSACHUSETTS	30	30	-	30	-	-	-	13	1
MICHIGAN	1	1	-	1	-	-	-	-	-
NEW HAMPSHIRE	19	19	-	19	-	-	-	10	1
NEW JERSEY	65	63	2	65	-	-	-	30	3





FALL 1991 CREDIT COURSE STUDENTS BY PERMANENT RESIDENCE  
COLLEGES OF TECHNOLOGY/AGRICULTURE

PERMANENT RESIDENCE	ALL LEVELS		UNDERGRADUATE		GRADUATE		NEW UNDERGRADUATES FIRST TIME		TOTAL
	TOTAL	FULL- TIME	PART- TIME	TOTAL	FULL- TIME	PART- TIME	TOTAL	FULL- TIME	
OHIO	4	4	-	4	-	-	2	2	-
PENNSYLVANIA	69	65	4	69	65	4	23	23	13
RHODE ISLAND	1	1	-	1	-	-	-	-	-
TEXAS	1	1	-	1	-	-	1	1	-
VERMONT	31	31	-	31	-	-	18	18	-
VIRGINIA	1	1	-	1	-	-	1	1	-
US TERRITORIES + POSS.	1	1	-	1	-	-	1	1	-
VIRGIN ISLANDS	1	1	-	1	-	-	1	1	-
FOREIGN COUNTRIES	46	46	-	46	-	-	11	11	9
FAR EAST	16	16	-	16	-	-	4	4	1
BANGLADESH	3	3	-	3	-	-	1	1	1
BHUTAN	2	2	-	2	-	-	-	-	-
PEOPLES REPUB. OF CHINA	1	1	-	1	-	-	1	1	-
JAPAN	9	9	-	9	-	-	2	2	-
NEPAL	1	1	-	1	-	-	-	-	-
NEAR AND MIDDLE EAST	4	4	-	4	-	-	1	1	3
AFGHANISTAN	1	1	-	1	-	-	-	-	1
CYPRUS	2	2	-	2	-	-	-	-	2
PAKISTAN	1	1	-	1	-	-	1	1	-
EUROPE	10	10	-	10	-	-	2	2	3
ALBANIA	3	3	-	3	-	-	-	-	3
ANDORRA	2	2	-	2	-	-	1	1	-
SPAIN	3	3	-	3	-	-	1	1	-
UNITED KINGDOM	2	2	-	2	-	-	-	-	-
C/ CARIBBEAN	4	4	-	4	-	-	1	1	-
BAHAMAS	1	1	-	1	-	-	-	-	-
BARBADOS	2	2	-	2	-	-	1	1	-
DOMINICA	1	1	-	1	-	-	-	-	-
AFRICA	3	3	-	3	-	-	-	-	2
ANGOLA	3	3	-	3	-	-	-	-	2
SOUTH AMERICA	2	2	-	2	-	-	1	1	-
ARGENTINA	1	1	-	1	-	-	-	-	-
BRAZIL	1	1	-	1	-	-	1	1	-



FALL 1991 CREDIT COURSE STUDENTS BY PERMANENT RESIDENCE  
COLLEGES OF TECHNOLOGY/AGRICULTURE

PERMANENT RESIDENCE	ALL LEVELS		UNDERGRADUATE		GRADUATE		NEW UNDERGRADUATES FIRST TIME		NEW UNDERGRADUATES TRANSFERS
	TOTAL	FULL-TIME	PART-TIME	TOTAL	FULL-TIME	PART-TIME	TOTAL	FULL-TIME	
NORTH AMERICA	7	7	-	7	-	-	-	2	-
BERMUDA	3	3	-	3	-	-	-	1	-
CANADA	4	4	-	4	-	-	-	1	-
RESIDENCE UNKNOWN	4	3	1	4	1	-	-	2	-
RESIDENCE UNSPECIFIED	4	3	1	4	3	-	-	2	-

459

470

FALL 1991 CREDIT COURSE STUDENTS BY PERMANENT RESIDENCE  
SUNY COLLEGE OF TECHNOLOGY AT ALFRED

PERMANENT RESIDENCE	ALL LEVELS			UNDERGRADUATE			GRADUATE			NEW UNDERGRADUATES TRANSFERS			
	TOTAL	FULL-TIME	PART-TIME	TOTAL	FULL-TIME	PART-TIME	TOTAL	FULL-TIME	PART-TIME	TOTAL	FULL-TIME	TOTAL	FULL-TIME
ALL STUDENTS	3508	3254	254	3508	3254	254	-	-	-	1530	1456	174	163
UNITED STATES	3499	3246	253	3499	3246	253	-	-	-	1527	1453	174	163
NEW YORK COUNTIES	3454	3204	250	3454	3204	250	-	-	-	1513	1439	169	159
* ALBANY COUNTY	8	8	-	8	8	-	-	-	-	5	5	-	-
* ALLEGANY COUNTY	594	491	103	594	491	103	-	-	-	219	191	26	23
BROOKLYN COUNTY	17	17	-	17	17	-	-	-	-	14	14	-	-
BROOME COUNTY	37	37	-	37	37	-	-	-	-	20	20	3	3
CATTARAUGUS COUNTY	172	164	8	172	164	8	-	-	-	75	72	11	10
CAYUGA COUNTY	28	28	-	28	28	-	-	-	-	13	13	3	3
CHAUTAUQUA COUNTY	85	84	1	85	84	1	-	-	-	32	32	9	9
CHEMUNG COUNTY	50	49	1	50	49	1	-	-	-	26	26	4	3
CHEMUNGO COUNTY	13	13	-	13	13	-	-	-	-	6	6	-	-
CLINTON COUNTY	3	3	-	3	3	-	-	-	-	2	2	-	-
COLUMBIA COUNTY	2	2	-	2	2	-	-	-	-	1	1	-	-
CORTLAND COUNTY	16	16	-	16	16	-	-	-	-	7	7	1	1
DELAWARE COUNTY	6	6	-	6	6	-	-	-	-	5	5	-	-
DUTCHESS COUNTY	17	17	-	17	17	-	-	-	-	3	3	3	3
ERIE COUNTY	364	360	4	364	360	4	-	-	-	185	185	17	17
ESSEX COUNTY	2	2	-	2	2	-	-	-	-	2	2	-	-
FRANKLIN COUNTY	2	2	-	2	2	-	-	-	-	1	1	-	-
FULTON COUNTY	2	2	-	2	2	-	-	-	-	-	-	-	-
GENESEE COUNTY	49	49	-	49	49	-	-	-	-	18	18	2	2
GRÈNE COUNTY	1	1	-	1	1	-	-	-	-	-	-	-	-
HERKIMER COUNTY	6	6	-	6	6	-	-	-	-	5	5	-	-
JEFFERSON COUNTY	10	10	-	10	10	-	-	-	-	5	5	1	1
KINGS COUNTY	25	25	-	25	25	-	-	-	-	10	10	1	1
LEWIS COUNTY	2	2	-	2	2	-	-	-	-	1	1	-	-
LIVINGSTON COUNTY	127	122	5	127	122	5	-	-	-	53	50	5	5
MADISON COUNTY	33	32	1	33	32	1	-	-	-	15	15	-	-
MONROE COUNTY	421	413	8	421	413	8	-	-	-	198	197	16	15
MONTGOMERY COUNTY	3	3	-	3	3	-	-	-	-	2	2	-	-
NASSAU COUNTY	19	19	-	19	19	-	-	-	-	7	7	-	-
NEW YORK (MANHATTAN)	9	9	-	9	9	-	-	-	-	5	5	-	-
NIAGARA COUNTY	64	64	-	64	64	-	-	-	-	33	33	4	4
ONEIDA COUNTY	22	22	-	22	22	-	-	-	-	7	7	-	-
ONONDAGA COUNTY	110	110	-	110	110	-	-	-	-	54	54	3	3
ONTARIO COUNTY	76	74	2	76	74	2	-	-	-	36	36	3	3
ORANGE COUNTY	19	19	-	19	19	-	-	-	-	3	3	1	1
ORLEANS COUNTY	21	21	-	21	21	-	-	-	-	7	7	2	2

471

472



FALL 1991 CREDIT COURSE STUDENTS BY PERMANENT RESIDENCE  
SUNY COLLEGE OF TECHNOLOGY AT ALFRED

PERMANENT RESIDENCE	ALL LEVELS		UNDERGRADUATE		GRADUATE		NEW UNDERGRADUATES FIRST TIME		NEW UNDERGRADUATES TRANSFERS		
	TOTAL	FULL-TIME	PART-TIME	TOTAL	FULL-TIME	PART-TIME	TOTAL	FULL-TIME	TOTAL	FULL-TIME	
OSWEGO COUNTY	43	43	-	43	43	-	-	27	27	2	2
OTSEGO COUNTY	10	9	1	10	9	1	-	6	6	-	-
PUTNAM COUNTY	11	10	1	11	10	1	-	4	4	1	1
QUEENS COUNTY	11	11	-	11	11	-	-	4	4	1	1
RENSSELAIRE COUNTY	4	4	-	4	4	-	-	2	2	1	1
RICHMOND (STATEN ISLAND)	2	2	-	2	2	-	-	1	1	-	-
ROCKLAND COUNTY	7	7	-	7	7	-	-	4	4	1	1
ST. LAWRENCE COUNTY	15	15	-	15	15	-	-	8	8	1	1
SARATOGA COUNTY	14	14	-	14	14	-	-	10	10	1	1
SCHENECTADY COUNTY	6	6	-	6	6	-	-	2	2	-	-
SCHOHARIE COUNTY	4	4	-	4	4	-	-	1	1	-	-
SCHUYLER COUNTY	10	10	-	10	10	-	-	7	7	-	-
SENECA COUNTY	27	27	-	27	27	-	-	15	15	-	-
STEUBEN COUNTY	540	428	112	540	428	112	-	194	155	26	22
SUFFOLK COUNTY	46	46	-	46	46	-	-	19	19	4	4
SULLIVAN COUNTY	19	19	-	19	19	-	-	14	14	-	-
TIOGA COUNTY	43	43	-	43	43	-	-	15	15	4	4
TOMPKINS COUNTY	11	11	-	11	11	-	-	3	3	1	1
ULSTER COUNTY	7	7	-	7	7	-	-	4	4	1	1
WARREN COUNTY	1	1	-	1	1	-	-	-	-	-	-
WASHINGTON COUNTY	2	2	-	2	2	-	-	2	2	-	-
WAYNE COUNTY	83	82	1	83	82	1	-	49	49	4	4
WESTCHESTER COUNTY	27	27	-	27	27	-	-	16	16	2	2
WYOMING COUNTY	60	59	1	60	59	1	-	24	24	2	2
YATES COUNTY	16	15	1	16	15	1	-	7	7	2	2
* - INDICATES LOCATION OF INSTITUTION											
REST OF THE UNITED STATES	45	42	3	45	42	3	-	14	14	5	4
CONNECTICUT	6	6	-	6	6	-	-	2	2	-	-
FLORIDA	1	1	-	1	1	-	-	-	-	-	-
NEW JERSEY	4	3	1	4	3	1	-	2	2	-	-
OHIO	1	1	-	1	1	-	-	-	-	-	-
PENNSYLVANIA	32	30	2	32	30	2	-	10	10	5	4
VERMONT	1	1	-	1	1	-	-	-	-	-	-
FOREIGN COUNTRIES	7	7	-	7	7	-	-	2	2	-	-
FAR EAST	4	4	-	4	4	-	-	2	2	-	-
BANGLADESH	2	2	-	2	2	-	-	1	1	-	-
JAPAN	1	1	-	1	1	-	-	1	1	-	-



FALL 1991 CREDIT COURSE STUDENTS BY PERMANENT RESIDENCE  
SUNY COLLEGE OF TECHNOLOGY AT ALFRED

PERMANENT RESIDENCE	ALL LEVELS		UNDERGRADUATE		GRADUATE		NEW UNDERGRADUATES	
	TOTAL	FULL-TIME	PART-TIME	TOTAL	FULL-TIME	PART-TIME	TOTAL	FULL-TIME
NEPAL	1	1	-	1	1	-	-	-
EUROPE	2	2	-	2	2	-	-	-
SPAIN	2	2	-	2	2	-	-	-
CARIBBEAN	1	1	-	1	1	-	-	-
DOMINICA	1	1	-	1	1	-	-	-
RESIDENCE UNKNOWN	2	1	1	2	1	1	1	1
RESIDENCE UNSPECIFIED	2	1	1	2	1	1	1	1

475

476

FALL 1991 CREDIT COURSE STUDENTS BY PERMANENT RESIDENCE  
SUNY COLLEGE OF TECHNOLOGY AT CANTON

PERMANENT RES.DENCE	ALL LEVELS			UNDERGRADUATE			GRADUATE			NEW UNDERGRADUATES TRANSFERS			
	TOTAL	FULL-TIME	PART-TIME	TOTAL	FULL-TIME	PART-TIME	TOTAL	FULL-TIME	PART-TIME	TOTAL	FULL-TIME	FULL-TIME	
													2298
ALL STUDENTS	2298	1891	407	2298	1891	407	-	-	-	898	795	144	91
UNITED STATES	2288	1881	407	2288	1881	407	-	-	-	895	792	142	89
NEW YORK COUNTIES	2272	1865	407	2272	1865	407	-	-	-	890	787	141	88
ALBANY COUNTY	15	14	1	15	14	1	-	-	-	8	8	1	-
ALLEGANY COUNTY	1	1	-	1	1	-	-	-	-	1	1	-	-
BRONX COUNTY	61	61	-	61	61	-	-	-	-	39	39	3	3
CATTARAUGUS COUNTY	2	2	-	2	2	-	-	-	-	-	-	-	-
CAYUGA COUNTY	8	8	-	8	8	-	-	-	-	2	2	-	-
CHAUTAUQUA COUNTY	3	3	-	3	3	-	-	-	-	2	2	-	-
CHEMUNG COUNTY	2	2	-	2	2	-	-	-	-	-	-	-	-
CHENANGO COUNTY	10	10	-	10	10	-	-	-	-	3	3	-	-
CLINTON COUNTY	65	65	-	65	65	-	-	-	-	38	38	3	3
COLUMBIA COUNTY	1	1	-	1	1	-	-	-	-	1	1	-	-
CORTLAND COUNTY	5	5	-	5	5	-	-	-	-	4	4	-	-
DUTCHESS COUNTY	11	10	1	11	10	1	-	-	-	3	3	3	2
ERIE COUNTY	30	30	-	30	30	-	-	-	-	18	18	3	3
ESSEX COUNTY	33	33	-	33	33	-	-	-	-	14	14	2	2
FRANKLIN COUNTY	82	82	-	82	82	-	-	-	-	34	34	2	2
FULTON COUNTY	8	8	-	8	8	-	-	-	-	4	4	-	-
GENESEE COUNTY	3	3	-	3	3	-	-	-	-	2	2	1	1
HAMILTON COUNTY	5	5	-	5	5	-	-	-	-	4	4	-	-
HERKIMER COUNTY	8	8	-	8	8	-	-	-	-	7	7	1	1
JEFFERSON COUNTY	93	85	8	93	85	8	-	-	-	31	30	4	4
KINGS COUNTY	31	31	-	31	31	-	-	-	-	18	18	-	-
LEWIS COUNTY	50	50	-	50	50	-	-	-	-	19	19	-	-
LIVINGSTON COUNTY	7	7	-	7	7	-	-	-	-	5	5	-	-
MADISON COUNTY	15	15	-	15	15	-	-	-	-	10	10	-	-
MONROE COUNTY	39	39	-	39	39	-	-	-	-	12	12	1	1
MONTGOMERY COUNTY	2	2	-	2	2	-	-	-	-	2	2	-	-
NASSAU COUNTY	6	6	-	6	6	-	-	-	-	5	5	-	-
NEW YORK (MANHATTAN)	21	21	-	21	21	-	-	-	-	10	10	-	-
NIAGARA COUNTY	6	6	-	6	6	-	-	-	-	3	3	1	1
ONEIDA COUNTY	36	36	-	36	36	-	-	-	-	14	14	1	1
ONONDAGA COUNTY	101	99	2	101	99	2	-	-	-	48	48	3	1
ONTARIO COUNTY	6	6	-	6	6	-	-	-	-	3	3	-	-
ORANGE COUNTY	2	2	-	2	2	-	-	-	-	1	1	-	-
ORLEANS COUNTY	2	2	-	2	2	-	-	-	-	1	1	1	1
OSWEGO COUNTY	72	72	-	72	72	-	-	-	-	38	38	1	1
OTSEGO COUNTY	3	3	-	3	3	-	-	-	-	1	1	-	-

FALL 1991 CREDIT COURSE STUDENTS BY PERMANENT RESIDENCE  
SUNY COLLEGE OF TECHNOLOGY AT CANTON

PERMANENT RESIDENCE	ALL LEVELS			UNDERGRADUATE			GRADUATE			NEW UNDERGRADUATES FIRST TIME TRANSFERS		
	TOTAL	FULL-TIME	PART-TIME	TOTAL	FULL-TIME	PART-TIME	TOTAL	FULL-TIME	PART-TIME	TOTAL	FULL-TIME	TOTAL
PUTNAM COUNTY	1	1	-	1	1	-	-	-	-	-	1	-
QUEENS COUNTY	16	16	-	16	16	-	-	-	-	-	7	1
RENSELAER COUNTY	4	4	-	4	4	-	-	-	-	-	2	-
RICHMOND (STATEN ISLAND)	1	1	-	1	1	-	-	-	-	-	1	-
ROCKLAND COUNTY	3	3	-	3	3	-	-	-	-	-	1	-
* ST. LAWRENCE COUNTY	1292	899	393	1292	899	393	-	-	-	-	422	100
SARATOGA COUNTY	24	24	-	24	24	-	-	-	-	-	11	-
SCHENECTADY COUNTY	15	15	-	15	15	-	-	-	-	-	6	3
SCHOHARIE COUNTY	2	2	-	2	2	-	-	-	-	-	1	-
SCHUYLER COUNTY	2	2	-	2	2	-	-	-	-	-	-	1
SENECA COUNTY	4	4	-	4	4	-	-	-	-	-	-	2
STEBEN COUNTY	1	1	-	1	1	-	-	-	-	-	-	-
SUFFOLK COUNTY	14	13	1	14	13	1	-	-	-	-	8	2
SULLIVAN COUNTY	2	1	1	2	1	1	-	-	-	-	1	-
TIOGA COUNTY	3	3	-	3	3	-	-	-	-	-	2	-
TOMPKINS COUNTY	2	2	-	2	2	-	-	-	-	-	1	-
ULSTER COUNTY	2	2	-	2	2	-	-	-	-	-	-	-
WARREN COUNTY	9	9	-	9	9	-	-	-	-	-	6	-
WASHINGTON COUNTY	10	10	-	10	10	-	-	-	-	-	6	1
WAYNE COUNTY	9	9	-	9	9	-	-	-	-	-	3	-
WESTCHESTER COUNTY	7	7	-	7	7	-	-	-	-	-	4	-
WYOMING COUNTY	1	1	-	1	1	-	-	-	-	-	-	-
YATES COUNTY	3	3	-	3	3	-	-	-	-	-	2	-

\* - INDICATES LOCATION OF INSTITUTION

REST OF THE UNITED STATES	16	16	-	16	16	-	-	-	-	-	5	1
ALABAMA	1	1	-	1	1	-	-	-	-	-	-	-
CALIFORNIA	2	2	-	2	2	-	-	-	-	-	1	1
CONNECTICUT	3	3	-	3	3	-	-	-	-	-	2	-
MARYLAND	1	1	-	1	1	-	-	-	-	-	-	-
NEW HAMPSHIRE	1	1	-	1	1	-	-	-	-	-	-	-
NEW JERSEY	2	2	-	2	2	-	-	-	-	-	1	-
OHIO	1	1	-	1	1	-	-	-	-	-	1	-
PENNSYLVANIA	2	2	-	2	2	-	-	-	-	-	-	-
RHODE ISLAND	1	1	-	1	1	-	-	-	-	-	-	-
VERMONT	2	2	-	2	2	-	-	-	-	-	-	-
FOREIGN COUNTRIES	10	10	-	10	10	-	-	-	-	-	3	2
FAR EAST	2	2	-	2	2	-	-	-	-	-	-	-
JAPAN	2	2	-	2	2	-	-	-	-	-	-	-

FALL 1991 CREDIT COURSE STUDENTS BY PERMANENT RESIDENCE  
SUNY COLLEGE OF TECHNOLOGY AT CANTON

PERMANENT RESIDENCE	ALL LEVELS		UNDERGRADUATE		GRADUATE		NEW UNDERGRADUATES FIRST TIME		TRANSFERS	
	TOTAL	FULL- TIME	TOTAL	FULL- TIME	TOTAL	FULL- TIME	TOTAL	FULL- TIME	TOTAL	FULL- TIME
		PART- TIME		PART- TIME		PART- TIME		PART- TIME		
NEAR AND MIDDLE EAST	2	2	-	2	-	-	-	-	2	2
CYPRUS	2	2	-	2	-	-	-	-	2	2
SOUTH AMERICA	1	1	-	1	-	-	1	1	-	-
BRAZIL	1	1	-	1	-	-	1	1	-	-
NORTH AMERICA	5	5	-	5	-	-	2	2	-	-
BERMUDA	1	1	-	1	-	-	1	1	-	-
CANADA	4	4	-	4	-	-	1	1	-	-

481

482



FALL 1991 CREDIT COURSE STUDENTS BY PERMANENT RESIDENCE  
SUNY COLLEGE OF TECH. AND AGRIC. AT COBLESKILL

PERMANENT RESIDENCE	ALL LEVELS		UNDERGRADUATE		GRADUATE		NEW UNDERGRADUATES FIRST TIME		TOTAL		
	FULL-TIME	PART-TIME	FULL-TIME	PART-TIME	FULL-TIME	PART-TIME	TOTAL	FULL-TIME			
ALL STUDENTS	2573	2409	164	164	2573	2409	164	1066	1049	203	194
UNITED STATES	2571	2407	164	164	2571	2407	164	1066	1049	203	194
NEW YORK COUNTIES	2453	2290	163	163	2453	2290	163	1020	1003	195	186
ALBANY COUNTY	85	83	2	2	85	83	2	35	34	7	7
ALLEGANY COUNTY	4	4	-	-	4	4	-	1	1	-	-
BRONX COUNTY	38	38	-	-	38	38	-	18	18	3	3
BROOME COUNTY	38	36	2	2	38	36	2	16	16	2	2
CATTARAUGUS COUNTY	2	2	-	-	2	2	-	-	-	-	-
CAYUGA COUNTY	8	8	-	-	8	8	-	5	5	1	1
CHAUTAUQUA COUNTY	4	4	-	-	4	4	-	-	-	2	2
CHEMUNG COUNTY	6	6	-	-	6	6	-	2	2	1	1
CHENANGO COUNTY	37	37	-	-	37	37	-	17	17	6	6
CLINTON COUNTY	10	10	-	-	10	10	-	2	2	-	-
COLUMBIA COUNTY	20	18	2	2	20	18	2	10	9	3	2
CORTLAND COUNTY	14	14	-	-	14	14	-	9	9	1	1
DELAWARE COUNTY	49	47	2	2	49	47	2	21	21	3	3
DUTCHESS COUNTY	54	54	-	-	54	54	-	16	16	9	9
ERIE COUNTY	20	20	-	-	20	20	-	8	8	2	2
ESSEX COUNTY	10	10	-	-	10	10	-	4	4	1	1
FRANKLIN COUNTY	4	4	-	-	4	4	-	2	2	1	1
FULTON COUNTY	30	29	1	1	30	29	1	12	12	4	4
GREENE COUNTY	26	23	3	3	26	23	3	11	11	-	-
HAMILTON COUNTY	2	2	-	-	2	2	-	1	1	-	-
HERKIMER COUNTY	35	35	-	-	35	35	-	11	11	5	5
JEFFERSON COUNTY	7	7	-	-	7	7	-	3	3	-	-
KINGS COUNTY	45	42	3	3	45	42	3	18	18	4	4
LEWIS COUNTY	12	12	-	-	12	12	-	4	4	1	1
LIVINGSTON COUNTY	5	5	-	-	5	5	-	2	2	-	-
MADISON COUNTY	33	33	-	-	33	33	-	16	16	3	3
MONROE CC-NY	49	49	-	-	49	49	-	19	19	2	2
MONTGOMERY COUNTY	63	59	4	4	63	59	4	31	31	4	4
NASSAU COUNTY	122	119	3	3	122	119	3	58	58	11	11
NEW YORK (MANHATTAN)	35	35	-	-	35	35	-	17	17	2	2
NIAGARA COUNTY	6	6	-	-	6	6	-	3	3	-	-
ONEIDA COUNTY	59	59	-	-	59	59	-	26	26	3	3
ONONDAGA COUNTY	62	61	1	1	62	61	1	23	23	4	4
ONTARIO COUNTY	17	17	-	-	17	17	-	6	6	1	1
ORANGE COUNTY	45	45	-	-	45	45	-	15	15	2	2
ORLEANS COUNTY	4	4	-	-	4	4	-	1	1	-	-

FALL 1991 CREDIT COURSE STUDENTS BY PERMANENT RESIDENCE  
SUNY COLLEGE OF TECH. AND AGRIC. AT COBLESKILL

PERMANENT RESIDENCE	ALL LEVELS			UNDERGRADUATE			GRADUATE			NEW UNDERGRADUATES TRANSFERS		
	TOTAL	FULL-TIME	PART-TIME	TOTAL	FULL-TIME	PART-TIME	TOTAL	FULL-TIME	PART-TIME	TOTAL	FULL-TIME	FULL-TIME
OSWEGO COUNTY	19	19	-	19	19	-	-	-	-	8	8	-
OTSEGO COUNTY	105	94	11	105	94	11	-	-	-	45	45	9
PUTNAM COUNTY	50	49	1	50	49	1	-	-	-	18	18	1
QUEENS COUNTY	45	44	1	45	44	1	-	-	-	25	25	2
RENSSELAER COUNTY	50	49	1	50	49	1	-	-	-	17	17	7
RICHMOND (STATEN ISLAND)	14	14	-	14	14	-	-	-	-	4	4	2
ROCKLAND COUNTY	45	44	1	45	44	1	-	-	-	21	21	3
ST. LAWRENCE COUNTY	13	13	-	13	13	-	-	-	-	2	2	3
SARATOGA COUNTY	105	100	5	105	100	5	-	-	-	39	39	11
SCHENECTADY COUNTY	89	84	5	89	84	5	-	-	-	49	48	3
* SCHOHARIE COUNTY	342	234	108	342	234	108	-	-	-	106	94	23
SCHUYLER COUNTY	7	7	-	7	7	-	-	-	-	2	2	3
SENECA COUNTY	14	14	-	14	14	-	-	-	-	12	12	-
STEUBEN COUNTY	12	12	-	12	12	-	-	-	-	3	3	4
SUFFOLK COUNTY	244	241	3	244	241	3	-	-	-	117	116	15
SULLIVAN COUNTY	24	24	-	24	24	-	-	-	-	5	5	4
TIOGA COUNTY	5	5	-	5	5	-	-	-	-	-	-	-
TOMPKINS COUNTY	11	11	-	11	11	-	-	-	-	8	8	-
ULSTER COUNTY	30	29	1	30	29	1	-	-	-	14	14	3
WARREN COUNTY	19	18	1	19	18	1	-	-	-	7	6	-
WASHINGTON COUNTY	48	46	2	48	46	2	-	-	-	21	21	6
WAYNE COUNTY	13	13	-	13	13	-	-	-	-	5	5	-
WESTCHESTER COUNTY	84	84	-	84	84	-	-	-	-	47	47	8
WYOMING COUNTY	4	4	-	4	4	-	-	-	-	2	2	-
YATES COUNTY	1	1	-	1	1	-	-	-	-	-	-	-
* - INDICATES LOCATION OF INSTITUTION												
REST OF THE UNITED STATES	118	117	1	118	117	1	-	-	-	46	46	8
CALIFORNIA	1	1	-	1	1	-	-	-	-	1	1	-
COLORADO	1	1	-	1	1	-	-	-	-	-	-	-
CONNECTICUT	25	25	-	25	25	-	-	-	-	8	8	1
ILLINOIS	1	1	-	1	1	-	-	-	-	-	-	-
MAINE	4	4	-	4	4	-	-	-	-	1	1	-
MASSACHUSETTS	18	18	-	18	18	-	-	-	-	6	6	1
NEW HAMPSHIRE	9	9	-	9	9	-	-	-	-	4	4	1
NEW JERSEY	20	20	-	20	20	-	-	-	-	7	7	1
OHIO	1	1	-	1	1	-	-	-	-	-	-	-
PENNSYLVANIA	18	17	1	18	17	1	-	-	-	6	6	4
VERMONT	20	20	-	20	20	-	-	-	-	13	13	-
FOREIGN COUNTRIES	2	2	-	2	2	-	-	-	-	-	-	-

FALL 1991 CREDIT COURSE STUDENTS BY PERMANENT RESIDENCE  
SUNY COLLEGE OF TECH. AND AGRIC. AT COBLESKILL

PERMANENT RESIDENCE	ALL LEVELS		UNDERGRADUATE		GRADUATE		NEW UNDERGRADUATES FIRST TIME		TRANSFERS FULL TIME
	TOTAL	FULL-TIME	TOTAL	PART-TIME	TOTAL	PART-TIME	TOTAL	FULL-TIME	
EUROPE	2	2	2	2	-	-	-	-	-
UNITED KINGDOM	2	2	2	2	-	-	-	-	-

FALL 1991 CREDIT COURSE STUDENTS BY PERMANENT RESIDENCE  
SUNY COLLEGE OF TECHNOLOGY AT DELHI

PERMANENT RESIDENCE	ALL LEVELS		UNDERGRADUATE		GRADUATE		NEW UNDERGRADUATES FIRST TIME		NEW UNDERGRADUATES TRANSFERS		
	TOTAL	FULL-TIME	PART-TIME	TOTAL	FULL-TIME	PART-TIME	TOTAL	FULL-TIME	TOTAL	FULL-TIME	
ALL STUDENTS	2330	2143	187	2330	2143	187	-	1067	1003	114	109
UNITED STATES	2330	2143	187	2330	2143	187	-	1067	1003	114	109
NEW YORK COUNTIES	2279	2092	187	2279	2092	187	-	1042	978	111	106
ALBANY COUNTY	32	32	-	32	32	-	-	17	17	-	-
ALLEGANY COUNTY	1	1	-	1	1	-	-	1	1	-	-
BRONX COUNTY	24	24	-	24	24	-	-	12	12	-	-
BROOME COUNTY	57	56	1	57	56	1	-	28	28	3	3
CATTARAUGUS COUNTY	4	4	-	4	4	-	-	3	3	-	-
CAYUGA COUNTY	4	4	-	4	4	-	-	-	-	-	-
CHEMUNG COUNTY	5	5	-	5	5	-	-	1	1	-	-
CHENANGO COUNTY	49	36	13	49	36	13	-	26	20	-	-
CLINTON COUNTY	6	6	-	6	6	-	-	4	4	-	-
COLUMBIA COUNTY	10	10	-	10	10	-	-	5	5	-	-
CORTLAND COUNTY	8	8	-	8	8	-	-	4	4	-	-
* DELAWARE COUNTY	422	272	150	422	272	150	-	165	113	25	20
DUTCHESS COUNTY	60	60	-	60	60	-	-	21	21	4	4
ERIE COUNTY	22	22	-	22	22	-	-	7	7	1	1
ESSEX COUNTY	6	6	-	6	6	-	-	5	5	-	-
FRANKLIN COUNTY	8	8	-	8	8	-	-	6	6	-	-
FULTON COUNTY	6	6	-	6	6	-	-	4	4	-	-
GENESEE COUNTY	4	4	-	4	4	-	-	1	1	-	-
GREENE COUNTY	11	11	-	11	11	-	-	4	4	1	1
HAMILTON COUNTY	1	1	-	1	1	-	-	-	-	-	-
HERKIMER COUNTY	13	13	-	13	13	-	-	6	6	1	1
JEFFERSON COUNTY	4	4	-	4	4	-	-	2	2	1	1
KINGS COUNTY	50	50	-	50	50	-	-	25	25	-	-
LEWIS COUNTY	3	3	-	3	3	-	-	1	1	1	1
LIVINGSTON COUNTY	3	3	-	3	3	-	-	-	-	-	-
MADISON COUNTY	21	21	-	21	21	-	-	15	15	-	-
MONROE COUNTY	26	26	-	26	26	-	-	11	11	3	3
MONTGOMERY COUNTY	15	15	-	15	15	-	-	5	5	-	-
NIAGARA COUNTY	172	171	1	172	171	1	-	86	86	7	7
NEW YORK (MANHATTAN)	29	29	-	29	29	-	-	15	15	4	4
NIAGARA COUNTY	3	3	-	3	3	-	-	-	-	-	-
ONEIDA COUNTY	33	33	-	33	33	-	-	13	13	1	1
ONONDAGA COUNTY	51	50	1	51	50	1	-	25	25	1	1
ONTARIO COUNTY	4	4	-	4	4	-	-	2	2	-	-
ORANGE COUNTY	99	99	-	99	99	-	-	37	37	4	4
ORLEANS COUNTY	5	5	-	5	5	-	-	4	4	-	-



FALL 1991 CREDIT COURSE STUDENTS BY PERMANENT RESIDENCE  
SUNY COLLEGE OF TECHNOLOGY AT DELHI

PERMANENT RESIDENCE	ALL LEVELS			UNDERGRADUATE			GRADUATE			NEW UNDERGRADUATES TRANSFERS		
	TOTAL	FULL-TIME	PART-TIME	TOTAL	FULL-TIME	PART-TIME	TOTAL	FULL-TIME	PART-TIME	TOTAL	FULL-TIME	PART-TIME
OSWEGO COUNTY	11	11	-	11	11	-	-	-	-	9	9	-
OTSEGO COUNTY	93	78	15	93	78	15	-	-	-	23	20	19
PUTNAM COUNTY	53	53	-	53	53	-	-	-	-	25	25	2
QUEENS COUNTY	73	73	-	73	73	-	-	-	-	39	39	3
RENSSELAER COUNTY	7	7	-	7	7	-	-	-	-	3	3	-
RICHMOND(STATEN ISLAND)	28	28	-	28	28	-	-	-	-	18	18	2
ROCKLAND COUNTY	67	66	1	67	66	1	-	-	-	36	36	1
ST. LAWRENCE COUNTY	9	9	-	9	9	-	-	-	-	7	7	-
SARATOGA COUNTY	37	37	-	37	37	-	-	-	-	20	20	4
SCHENECTADY COUNTY	31	31	-	31	31	-	-	-	-	15	15	1
SCHOHARIE COUNTY	26	26	-	26	26	-	-	-	-	15	15	1
SCHUYLER COUNTY	3	3	-	3	3	-	-	-	-	1	1	-
STEBEN COUNTY	5	5	-	5	5	-	-	-	-	3	3	-
SUFFOLK COUNTY	286	282	4	286	282	4	-	-	-	130	128	9
SULLIVAN COUNTY	35	35	-	35	35	-	-	-	-	15	15	1
TIOGA COUNTY	18	18	-	18	18	-	-	-	-	7	7	2
TOMPKINS COUNTY	16	16	-	16	16	-	-	-	-	12	12	-
ULSTER COUNTY	48	47	1	48	47	1	-	-	-	20	19	4
WARREN COUNTY	8	8	-	8	8	-	-	-	-	5	5	-
WASHINGTON COUNTY	6	6	-	6	6	-	-	-	-	3	3	-
WAYNE COUNTY	7	7	-	7	7	-	-	-	-	3	3	-
WESTCHESTER COUNTY	135	135	-	135	135	-	-	-	-	70	70	5
WYOMING COUNTY	5	5	-	5	5	-	-	-	-	2	2	-
YATES COUNTY	1	1	-	1	1	-	-	-	-	-	-	-

\* - INDICATES LOCATION OF INSTITUTION

REST OF THE UNITED STATES	51	51	-	51	51	-	-	-	-	25	25	3
CONNECTICUT	11	11	-	11	11	-	-	-	-	4	4	-
FLORIDA	1	1	-	1	1	-	-	-	-	1	1	-
MASSACHUSETTS	5	5	-	5	5	-	-	-	-	3	3	-
NEW HAMPSHIRE	1	1	-	1	1	-	-	-	-	-	-	1
NEW JERSEY	21	21	-	21	21	-	-	-	-	12	12	2
PENNSYLVANIA	10	10	-	10	10	-	-	-	-	3	3	-
VERMONT	2	2	-	2	2	-	-	-	-	2	2	-

FALL 1991 CREDIT COURSE STUDENTS BY PERMANENT RESIDENCE  
SUNY COLLEGE OF TECHNOLOGY AT FARMINGDALE

PERMANENT RESIDENCE	ALL LEVELS			UNDERGRADUATE			GRADUATE			NEW UNDERGRADUATES TRANSFERS			
	TOTAL	FULL-TIME	PART-TIME	TOTAL	FULL-TIME	PART-TIME	TOTAL	FULL-TIME	PART-TIME	TOTAL	FULL-TIME	TOTAL	
ALL STUDENTS	9684	4959	4725	9684	4959	4725	-	-	-	2975	1875	281	217
UNITED STATES	9665	4940	4725	9665	4940	4725	-	-	-	2972	1872	274	210
NEW YORK COUNTIES	9653	4929	4724	9653	4929	4724	-	-	-	2965	1866	274	210
ALBANY COUNTY	5	4	1	5	4	1	-	-	-	2	2	1	1
BRONX COUNTY	126	113	13	126	113	13	-	-	-	48	45	3	3
CHEMUNG COUNTY	1	1	-	1	-	-	-	-	-	-	-	-	-
COLUMBIA COUNTY	2	2	-	2	2	-	-	-	-	2	2	-	-
CORTLAND COUNTY	1	1	-	1	1	-	-	-	-	1	1	-	-
DUTCHESS COUNTY	6	5	1	6	5	1	-	-	-	1	1	-	-
ERIE COUNTY	3	3	-	3	3	-	-	-	-	1	1	1	1
HAMILTON COUNTY	1	1	-	1	1	-	-	-	-	-	-	-	-
KINGS COUNTY	242	213	29	242	213	29	-	-	-	91	82	8	8
MONROE COUNTY	1	1	-	1	-	-	-	-	-	-	-	-	-
* NASSAU COUNTY	3752	1811	1941	3752	1811	1941	-	-	-	1068	628	95	70
* NEW YORK (MANHATTAN)	100	90	10	100	90	10	-	-	-	43	38	3	3
NIAGARA COUNTY	1	1	-	1	1	-	-	-	-	1	1	-	-
ONONDAGA COUNTY	6	6	-	6	6	-	-	-	-	3	3	-	-
ORANGE COUNTY	3	3	-	3	3	-	-	-	-	2	2	-	-
OTSEGO COUNTY	1	1	-	1	1	-	-	-	-	1	1	-	-
PUTNAM COUNTY	4	3	1	4	3	1	-	-	-	1	1	1	1
QUEENS COUNTY	341	203	138	341	203	138	-	-	-	108	71	8	4
RENSELAEER COUNTY	2	2	-	2	2	-	-	-	-	-	-	-	-
RICHMOND (STATEN ISLAND)	13	13	-	13	13	-	-	-	-	5	5	-	-
ROCKLAND COUNTY	18	18	-	18	18	-	-	-	-	8	8	-	-
ST. LAWRENCE COUNTY	2	2	-	2	2	-	-	-	-	-	-	-	-
SARATOGA COUNTY	1	1	-	1	1	-	-	-	-	-	-	1	1
SCHEENECTADY COUNTY	2	2	-	2	2	-	-	-	-	2	2	-	-
SCHOHARIE COUNTY	3	3	-	3	3	-	-	-	-	3	3	-	-
SUFFOLK COUNTY	4913	2349	2564	4913	2349	2564	-	-	-	1530	934	151	116
SULLIVAN COUNTY	5	5	-	5	5	-	-	-	-	1	1	-	-
TOMPKINS COUNTY	2	2	-	2	2	-	-	-	-	2	2	-	-
ULSTER COUNTY	5	5	-	5	5	-	-	-	-	4	4	-	-
WASHINGTON COUNTY	1	1	-	1	1	-	-	-	-	1	1	-	-
WAYNE COUNTY	2	2	-	2	2	-	-	-	-	2	2	2	2
WESTCHESTER COUNTY	64	59	5	64	59	5	-	-	-	24	23	2	2
COUNTY UNKNOWN	24	3	21	24	3	21	-	-	-	10	2	-	-

\* - INDICATES LOCATION OF INSTITUTION



FALL 1991 CREDIT COURSE STUDENTS BY PERMANENT RESIDENCE  
SUNY COLLEGE OF TECHNOLOGY AT FARMINGDALE

PERMANENT RESIDENCE	ALL LEVELS		UNDERGRADUATE		GRADUATE		NEW UNDERGRADUATES FIRST TIME		TRANSFERS	
	TOTAL	FULL-TIME	PART-TIME	TOTAL	FULL-TIME	PART-TIME	TOTAL	FULL-TIME	TOTAL	FULL-TIME
REST OF THE UNITED STATES	12	11	1	12	11	1	7	6	-	-
CONNECTICUT	3	3	-	3	3	-	1	1	-	-
FLORIDA	1	1	-	1	1	-	1	1	-	-
MICHIGAN	1	1	-	1	1	-	-	-	-	-
NEW JERSEY	3	2	1	3	2	1	1	-	-	-
PENNSYLVANIA	2	2	-	2	2	-	2	2	-	-
TEXAS	1	1	-	1	1	-	1	1	-	-
VIRGINIA	1	1	-	1	1	-	1	1	-	-
FOREIGN COUNTRIES	18	18	-	18	18	-	2	2	7	7
FAR EAST	3	3	-	3	3	-	-	-	1	1
BANGLADESH	1	1	-	1	1	-	-	-	1	1
BHUTAN	2	2	-	2	2	-	-	-	-	-
NEAR AND MIDDLE EAST	1	1	-	1	1	-	-	-	1	1
AFGHANISTAN	1	1	-	1	1	-	-	-	1	1
EUROPE	5	5	-	5	5	-	1	1	3	3
ALBANIA	3	3	-	3	3	-	-	-	3	3
ANDORRA	2	2	-	2	2	-	1	1	-	-
CARIBBEAN	3	3	-	3	3	-	1	1	-	-
BAHAMAS	1	1	-	1	1	-	-	-	-	-
BARBADOS	2	2	-	2	2	-	1	1	-	-
AFRICA	3	3	-	3	3	-	-	-	2	2
ANGOLA	3	3	-	3	3	-	-	-	2	2
SOUTH AMERICA	1	1	-	1	1	-	-	-	-	-
ARGENTINA	1	1	-	1	1	-	-	-	-	-
NORTH AMERICA	2	2	-	2	2	-	-	-	-	-
BERMUDA	2	2	-	2	2	-	-	-	-	-
RESIDENCE UNKNOWN	1	1	-	1	1	-	1	1	-	-
RESIDENCE UNSPECIFIED	1	1	-	1	1	-	1	1	-	-

FALL 1991 CREDIT COURSE STUDENTS BY PERMANENT RESIDENCE  
SUNY COLLEGE OF TECH. AND AGRIC. AT MORRISVILLE

PERMANENT RESIDENCE	ALL LEVELS		UNDERGRADUATE		GRADUATE		NEW UNDERGRADUATES FIRST TIME		NEW UNDERGRADUATES TRANSFERS			
	TOTAL	FULL-TIME	PART-TIME	TOTAL	FULL-TIME	PART-TIME	TOTAL	FULL-TIME	TOTAL	FULL-TIME		
ALL STUDENTS	3449	2853	596	3443	2853	596	-	-	1701	1529	257	174
UNITED STATES	3439	2843	596	3439	2843	596	-	-	1697	1525	257	174
NEW YORK COUNTIES	3380	2785	595	3380	2785	595	-	-	1665	1493	254	172
ALBANY COUNTY	41	41	-	41	41	-	-	-	20	20	5	5
ALLEGANY COUNTY	7	7	-	7	7	-	-	4	4	1	1	1
BRONX COUNTY	45	45	-	45	45	-	-	26	26	1	1	1
BROOME COUNTY	58	55	3	58	55	3	-	31	31	5	4	4
CATTARAUGUS COUNTY	13	13	-	13	13	-	-	6	6	1	1	1
CAYUGA COUNTY	28	28	-	28	28	-	-	14	14	1	1	1
CHAUTAUQUA COUNTY	11	11	-	11	11	-	-	6	6	1	1	1
CHEMUNG COUNTY	13	13	-	13	13	-	-	10	10	1	1	1
CHENANGO COUNTY	513	183	330	513	183	330	-	178	77	47	11	11
CLINTON COUNTY	9	9	-	9	9	-	-	6	6	-	-	-
COLUMBIA COUNTY	8	8	-	8	8	-	-	1	1	-	-	-
CORTLAND COUNTY	41	37	4	41	37	4	-	22	21	4	3	3
DELAWARE COUNTY	46	38	8	46	38	8	-	25	24	2	1	1
DUTCHESS COUNTY	26	26	-	26	26	-	-	17	17	2	2	2
ERIE COUNTY	80	79	1	80	79	1	-	44	44	2	2	2
ESSEX COUNTY	9	9	-	9	9	-	-	4	4	1	1	1
FRANKLIN COUNTY	11	11	-	11	11	-	-	1	1	1	1	1
FULTON COUNTY	12	12	-	12	12	-	-	4	4	2	2	2
GENESSEE COUNTY	14	14	-	14	14	-	-	7	7	1	1	1
GREENE COUNTY	5	5	-	5	5	-	-	2	2	-	-	-
HERKIMER COUNTY	25	23	2	25	23	2	-	10	10	2	1	1
JEFFERSON COUNTY	44	44	-	44	44	-	-	23	23	2	2	2
KINGS COUNTY	69	68	1	69	68	1	-	37	37	3	2	2
LEWIS COUNTY	14	14	-	14	14	-	-	8	8	-	-	-
LIVINGSTON COUNTY	15	14	1	15	14	1	-	12	12	-	-	-
MADISON COUNTY	515	348	167	515	348	167	-	198	148	52	34	34
MONROE COUNTY	88	88	-	88	88	-	-	47	47	4	4	4
MONTGOMERY COUNTY	8	8	-	8	8	-	-	6	6	-	-	-
NASSAU COUNTY	88	87	1	88	87	1	-	55	55	11	10	10
NEW YORK (MANHATTAN)	29	29	-	29	29	-	-	16	16	3	3	3
NIAGARA COUNTY	20	20	-	20	20	-	-	5	5	2	2	2
ONEIDA COUNTY	197	170	27	197	170	27	-	98	91	21	13	13
ONONDAGA COUNTY	262	237	25	262	237	25	-	130	125	27	18	18
ONTARIO COUNTY	32	32	-	32	32	-	-	10	10	-	-	-
ORANGE COUNTY	51	51	-	51	51	-	-	33	33	1	1	1
ORLEANS COUNTY	17	17	-	17	17	-	-	11	11	-	-	-





FALL 1991 CREDIT COURSE STUDENTS BY PERMANENT RESIDENCE  
SUNY COLLEGE OF TECH. AND AGRIC. AT MORRISVILLE

PERMANENT RESIDENCE	ALL LEVELS			UNDERGRADUATE			GRADUATE			NEW UNDERGRADUATES TRANSFERS			
	TOTAL	FULL-TIME	PART-TIME	TOTAL	FULL-TIME	PART-TIME	TOTAL	FULL-TIME	PART-TIME	TOTAL	FULL-TIME	TOTAL	FULL-TIME
OSWEGO COUNTY	100	99	1	100	99	1	-	-	-	55	54	5	5
OTSEGO COUNTY	77	59	18	77	59	18	-	-	-	23	18	6	2
PUTNAM COUNTY	29	29	-	29	29	-	-	-	-	23	23	-	-
QUEENS COUNTY	45	45	-	45	45	-	-	-	-	36	36	1	1
RENSELAER COUNTY	18	18	-	18	18	-	-	-	-	11	11	1	1
RICHMOND(STATEN ISLAND)	24	24	-	24	24	-	-	-	-	17	17	1	1
ROCKLAND COUNTY	25	25	-	25	25	-	-	-	-	17	17	1	1
ST. LAWRENCE COUNTY	34	34	-	34	34	-	-	-	-	21	21	1	1
SARATOGA COUNTY	43	43	-	43	43	-	-	-	-	28	28	2	2
SCHENECTADY COUNTY	36	36	-	36	36	-	-	-	-	17	17	2	2
SCHOHARTE COUNTY	6	5	1	6	5	1	-	-	-	3	3	1	1
SCHUYLER COUNTY	6	6	-	6	6	-	-	-	-	3	3	-	-
SENECA COUNTY	14	14	-	14	14	-	-	-	-	7	7	1	1
STEBEN COUNTY	25	25	-	25	25	-	-	-	-	14	14	1	1
SUFFOLK COUNTY	175	171	4	175	171	4	-	-	-	99	99	13	12
SULLIVAN COUNTY	34	34	-	34	34	-	-	-	-	22	22	2	2
TIOGA COUNTY	27	27	-	27	27	-	-	-	-	17	17	1	1
TOMPKINS COUNTY	15	14	1	15	14	1	-	-	-	8	7	-	-
ULSTER COUNTY	9	9	-	9	9	-	-	-	-	8	8	-	-
WARREN COUNTY	3	3	-	3	3	-	-	-	-	2	2	-	-
WASHINGTON COUNTY	15	15	-	15	15	-	-	-	-	6	6	-	-
WAYNE COUNTY	38	38	-	38	38	-	-	-	-	17	17	3	3
WESTCHESTER COUNTY	99	99	-	99	99	-	-	-	-	71	71	7	7
WYOMING COUNTY	13	13	-	13	13	-	-	-	-	9	9	-	-
YATES COUNTY	5	5	-	5	5	-	-	-	-	3	3	-	-
COUNTY UNKNOWN	1	1	-	1	1	-	-	-	-	1	1	-	-
REST OF THE UNITED STATES	58	57	1	58	57	1	-	-	-	31	31	3	2
CONNECTICUT	11	11	-	11	11	-	-	-	-	7	7	-	-
DELAWARE	1	1	-	1	1	-	-	-	-	-	-	-	-
FLORIDA	1	1	-	1	1	-	-	-	-	-	-	-	-
MAINE	1	1	-	1	1	-	-	-	-	-	-	-	-
MARYLAND	2	2	-	2	2	-	-	-	-	1	1	-	-
MASSACHUSETTS	7	7	-	7	7	-	-	-	-	4	4	-	-
NEW HAMPSHIRE	8	8	-	8	8	-	-	-	-	6	6	-	-
NEW JERSEY	15	15	-	15	15	-	-	-	-	7	7	1	1
OHIO	1	1	-	1	1	-	-	-	-	1	1	-	-
PENNSYLVANIA	5	4	1	5	4	1	-	-	-	2	2	2	1
VERMONT	6	6	-	6	6	-	-	-	-	3	3	-	-
US TERRITORIES + POSS.	1	1	-	1	1	-	-	-	-	1	1	-	-

\* - INDICATES LOCATION OF INSTITUTION

FALL 1991 CREDIT COURSE STUDENTS BY PERMANENT RESIDENCE  
SUNY COLLEGE OF TECH. AND AGRIC. AT MORRISVILLE

PERMANENT RESIDENCE	ALL LEVELS			UNDERGRADUATE			GRADUATE			NEW UNDERGRADUATES TRANSFERS			
	TOTAL	FULL-TIME	PART-TIME	TOTAL	FULL-TIME	PART-TIME	TOTAL	FULL-TIME	PART-TIME	TOTAL	FULL-TIME	TOTAL	FULL-TIME
VIRGIN ISLANDS	1	1	-	1	1	-	-	-	-	-	1	1	-
FOREIGN COUNTRIES	9	9	-	9	9	-	-	-	-	-	4	4	-
FAR EAST	7	7	-	7	7	-	-	-	-	-	2	2	-
PEOPLES REPUB. OF CHINA	1	1	-	1	1	-	-	-	-	-	1	1	-
JAPAN	6	6	-	6	6	-	-	-	-	-	1	1	-
NEAR AND MIDDLE EAST	1	1	-	1	1	-	-	-	-	-	1	1	-
PAKISTAN	1	1	-	1	1	-	-	-	-	-	1	1	-
EUROPE	1	1	-	1	1	-	-	-	-	-	1	1	-
SPAIN	1	1	-	1	1	-	-	-	-	-	1	1	-
RESIDENCE UNKNOWN	1	1	-	1	1	-	-	-	-	-	-	-	-
RESIDENCE UNSPECIFIED	1	1	-	1	1	-	-	-	-	-	-	-	-

501

502

FALL 1991 CREDIT COURSE STUDENTS BY PERMANENT RESIDENCE  
ALL COMMUNITY COLLEGES

PERMANENT RESIDENCE	ALL LEVELS			UNDERGRADUATE			GRADUATE			NEW UNDERGRADUATES TRANSFERS			
	TOTAL	FULL-TIME	PART-TIME	TOTAL	FULL-TIME	PART-TIME	TOTAL	FULL-TIME	PART-TIME	TOTAL	FULL-TIME	TOTAL	
													FULL-TIME
ALL STUDENTS	196368	95275	101093	196290	95219	101071	78	56	22	51098	30671	13268	6699
UNITED STATES	194313	93703	100610	194252	93662	100590	61	41	20	50635	30346	13019	6524
NEW YORK COUNTIES	191482	92113	99369	191432	92080	99352	50	33	17	49916	29847	12559	6231
ALBANY COUNTY	3863	2067	1796	3863	2067	1796	-	-	-	1204	738	316	183
ALLEGANY COUNTY	349	219	130	349	219	130	-	-	-	126	96	25	18
BRONX COUNTY	1857	946	909	1857	948	909	-	-	-	538	348	205	118
BROOME COUNTY	5194	2784	2410	5194	2784	2410	-	-	-	1254	848	315	191
CATTARAUGUS COUNTY	2170	1152	1018	2170	1152	1018	-	-	-	633	421	83	54
CAYUGA COUNTY	1934	966	968	1934	966	968	-	-	-	542	308	105	52
CHAUTAUQUA COUNTY	1821	930	891	1821	930	891	-	-	-	534	342	82	44
CHEMUNG COUNTY	984	393	591	984	393	591	-	-	-	160	92	63	36
CHEMUNGO COUNTY	441	279	162	441	279	162	-	-	-	147	104	49	30
CLINTON COUNTY	1652	775	877	1652	775	877	-	-	-	536	259	106	61
COLUMBIA COUNTY	1131	577	554	1131	577	554	-	-	-	319	192	93	36
CORTLAND COUNTY	902	511	391	902	511	391	-	-	-	202	149	73	30
DELAWARE COUNTY	184	128	56	184	128	56	-	-	-	60	47	24	17
DUTCHESS COUNTY	6142	2490	3652	6139	2488	3651	3	2	1	1249	747	354	106
ERIE COUNTY	14597	8298	6299	14597	8298	6299	-	-	-	3921	2564	726	476
ESSEX COUNTY	600	329	271	600	329	271	-	-	-	225	124	38	25
FRANKLIN COUNTY	830	465	365	830	465	365	-	-	-	279	146	60	43
FULTON COUNTY	1106	596	510	1106	596	510	-	-	-	301	201	73	42
GENESEE COUNTY	1530	813	717	1530	813	717	-	-	-	467	277	90	52
GREENE COUNTY	809	434	375	809	434	375	-	-	-	226	140	64	27
HAMILTON COUNTY	66	43	23	66	43	23	-	-	-	15	10	4	3
HERKIMER COUNTY	1508	914	594	1508	914	594	-	-	-	490	338	72	51
JEFFERSON COUNTY	2365	1149	1216	2365	1149	1216	-	-	-	650	386	285	82
KINGS COUNTY	2615	985	1630	2610	982	1628	5	3	2	480	277	354	143
LEWIS COUNTY	344	203	141	344	203	141	-	-	-	123	96	24	12
LIVINGSTON COUNTY	920	446	474	920	446	474	-	-	-	294	129	61	41
MADISON COUNTY	514	276	238	514	276	238	-	-	-	162	93	33	27
MONROE COUNTY	12457	6379	6078	12457	6379	6078	-	-	-	3024	1915	525	365
MONTGOMERY COUNTY	927	530	397	927	530	397	-	-	-	277	199	62	35
NASSAU COUNTY	19486	9103	10383	19483	9100	10383	3	3	-	4511	3104	1704	640
NEW YORK (MANHATTAN)	3277	730	2547	3255	715	2540	22	15	7	433	173	351	95
NIAGARA COUNTY	4847	2681	2166	4847	2681	2166	-	-	-	1303	910	250	154
ONEIDA COUNTY	5283	2852	2431	5283	2852	2431	-	-	-	1288	751	224	153
ONDONAGA COUNTY	7664	3762	3902	7664	3762	3902	-	-	-	1997	1121	327	211
ONTARIO COUNTY	2042	1055	987	2042	1055	987	-	-	-	465	300	67	51
ORANGE COUNTY	6186	2545	3641	6186	2545	3641	-	-	-	1716	913	328	141

FALL 1991 CREDIT COURSE STUDENTS BY PERMANENT RESIDENCE  
ALL COMMUNITY COLLEGES

PERMANENT RESIDENCE	ALL LEVELS			UNDERGRADUATE			GRADUATE			NEW UNDERGRADUATES FIRST TIME			TRANSFERS		
	TOTAL	FULL-TIME	PART-TIME	TOTAL	FULL-TIME	PART-TIME	TOTAL	FULL-TIME	PART-TIME	TOTAL	FULL-TIME	TOTAL	FULL-TIME	TOTAL	FULL-TIME
ORLEANS COUNTY	583	286	297	578	284	294	5	2	3	155	88	48	88	25	
OSWEGO COUNTY	1009	536	473	1009	536	473	-	-	-	329	187	82	187	43	
OTSEGO COUNTY	293	189	104	293	189	104	-	-	-	98	72	20	72	14	
PUTNAM COUNTY	1111	523	588	1111	523	588	-	-	-	333	188	98	188	42	
QUEENS COUNTY	3957	1677	2280	3957	1677	2280	-	-	-	818	532	536	532	207	
RENSSELAER COUNTY	3058	1551	1507	3058	1551	1507	-	-	-	881	562	124	562	76	
RICHMOND (STATEN ISLAND)	376	210	166	373	207	166	3	3	-	91	69	38	69	23	
ROCKLAND COUNTY	7421	3345	4076	7419	3344	4075	2	1	1	1833	1039	456	1039	137	
ST. LAWRENCE COUNTY	253	189	64	253	189	64	-	-	-	80	68	44	68	26	
SARATOGA COUNTY	3181	1520	1661	3181	1520	1661	-	-	-	892	516	316	516	135	
SCHENECTADY COUNTY	2818	1290	1528	2818	1290	1528	-	-	-	680	415	254	415	107	
SCHOHARIE COUNTY	140	83	57	140	83	57	-	-	-	48	30	22	30	13	
SCHUYLER COUNTY	183	86	97	183	86	97	-	-	-	46	29	19	29	10	
SENECA COUNTY	643	286	357	643	286	357	-	-	-	212	96	41	96	22	
STEUBEN COUNTY	2685	1400	1285	2685	1400	1285	-	-	-	781	512	130	512	98	
SUFFOLK COUNTY	22353	10019	12334	22353	10019	12334	-	-	-	6052	3235	1004	3235	650	
SULLIVAN COUNTY	1512	751	761	1512	751	761	-	-	-	440	234	118	234	45	
TIOGA COUNTY	955	519	436	955	519	436	-	-	-	280	183	63	183	36	
TOMPKINS COUNTY	1345	621	724	1345	621	724	-	-	-	259	178	150	178	32	
ULSTER COUNTY	3397	1552	1845	3397	1552	1845	-	-	-	939	556	191	556	92	
WARREN COUNTY	1400	689	711	1400	689	711	-	-	-	379	228	139	228	68	
WASHINGTON COUNTY	1029	539	490	1029	539	490	-	-	-	302	216	68	216	28	
WAYNE COUNTY	1443	695	748	1443	695	748	-	-	-	415	246	58	246	38	
WESTCHESTER COUNTY	9925	4010	5915	9918	4006	5912	7	4	3	2904	1303	695	1303	337	
WYOMING COUNTY	662	327	335	662	327	335	-	-	-	178	94	47	94	27	
YATES COUNTY	294	151	143	294	151	143	-	-	-	76	48	15	48	12	
COUNTY UNKNOWN	859	262	597	859	262	597	-	-	-	264	65	168	65	43	
REST OF THE UNITED STATES	2824	1585	1239	2813	1577	1236	11	8	3	719	499	460	499	293	
ALABAMA	2	2	-	2	2	-	-	-	-	1	1	1	1	1	
ALASKA	2	1	1	2	1	1	-	-	-	2	1	-	1	-	
ARIZONA	4	3	1	4	3	1	-	-	-	1	1	3	1	2	
ARKANSAS	34	27	7	33	26	7	1	1	-	5	4	10	4	7	
CALIFORNIA	7	7	-	7	7	-	-	-	-	-	-	4	-	4	
COLORADO	210	131	79	209	131	78	1	-	1	44	33	26	33	15	
CONNECTICUT	9	4	5	9	4	5	-	-	-	4	4	1	4	-	
DELAWARE	10	6	4	10	6	4	-	-	-	1	1	4	1	3	
DISTRICT OF COLUMBIA	49	39	10	49	39	10	-	-	-	8	6	7	6	5	
FLORIDA	10	8	2	10	8	2	-	-	-	3	2	1	2	-	
GEORGIA	6	6	-	5	5	-	-	-	-	-	-	2	-	2	
HAWAII	2	1	1	2	1	1	-	-	-	-	-	-	-	-	
IDAHO	2	1	1	2	1	1	-	-	-	-	-	-	-	-	



FALL 1991 CREDIT COURSE STUDENTS BY PERMANENT RESIDENCE  
ALL COMMUNITY COLLEGES

PERMANENT RESIDENCE	ALL LEVELS			UNDERGRADUATE			GRADUATE			NEW UNDERGRADUATES FIRST TIME TRANSFERS			
	TOTAL	FULL-TIME	PART-TIME	TOTAL	FULL-TIME	PART-TIME	TOTAL	FULL-TIME	PART-TIME	TOTAL	FULL-TIME	TOTAL	FULL-TIME
ILLINOIS	18	17	1	18	17	1	-	-	-	4	4	6	6
INDIANA	20	19	1	20	19	1	-	-	-	4	4	1	1
KANSAS	6	6	-	6	6	-	-	-	-	1	1	1	1
KENTUCKY	5	5	-	5	5	-	-	-	-	-	-	1	1
LOUISIANA	8	6	2	8	6	2	-	-	-	1	1	5	3
MAINE	16	10	6	16	10	6	-	-	-	4	4	3	2
MARYLAND	70	49	21	70	49	21	-	-	-	24	23	17	12
MASSACHUSETTS	153	121	32	153	121	32	-	-	-	52	43	33	19
MICHIGAN	46	41	5	46	41	5	-	-	-	13	13	7	6
MINNESOTA	4	4	-	4	4	-	-	-	-	-	-	1	1
MISSISSIPPI	2	2	-	2	2	-	-	-	-	1	1	1	1
MISSOURI	4	4	-	4	4	-	-	-	-	1	1	1	1
MONTANA	1	1	-	1	1	-	-	-	-	1	1	-	-
NEBRASKA	5	2	3	5	2	3	-	-	-	1	-	2	1
NEVADA	1	-	1	1	-	1	-	-	-	-	-	-	-
NEW HAMPSHIRE	31	26	5	31	26	5	-	-	-	5	5	7	3
NEW JERSEY	1003	471	532	996	466	530	7	5	2	236	169	194	123
NEW MEXICO	3	3	-	3	3	-	-	-	-	1	1	-	-
NORTH CAROLINA	11	6	5	11	6	5	-	-	-	4	3	-	-
NORTH DAKOTA	1	1	-	1	1	-	-	-	-	-	-	-	-
OHIO	52	40	12	52	40	12	-	-	-	6	3	9	5
OKLAHOMA	3	3	-	3	3	-	-	-	-	-	-	-	-
OREGON	5	5	-	5	5	-	-	-	-	-	-	2	2
PENNSYLVANIA	820	369	451	820	369	451	-	-	-	234	133	83	51
RHODE ISLAND	7	7	-	7	7	-	-	-	-	-	-	1	1
SOUTH CAROLINA	9	7	2	9	7	2	-	-	-	4	2	1	1
TENNESSEE	7	5	2	7	5	2	-	-	-	2	2	2	2
TEXAS	17	14	3	16	13	3	1	1	1	4	2	3	2
UTAH	4	3	1	4	3	1	-	-	-	1	-	-	-
VERMONT	90	56	34	90	56	34	-	-	-	31	21	13	8
VIRGINIA	31	25	6	31	25	6	-	-	-	8	5	3	1
WASHINGTON	7	5	2	7	5	2	-	-	-	3	2	1	-
WEST VIRGINIA	7	7	-	7	7	-	-	-	-	-	-	-	-
WISCONSIN	7	6	1	7	6	1	-	-	-	4	3	1	1
WYOMING	2	2	-	2	2	-	-	-	-	-	-	-	-
OTHER U.S.	1	-	1	1	-	1	-	-	-	-	-	1	-
US TERRITORIES + POSS.	7	5	2	7	5	2	-	-	-	-	-	-	-
PACIFIC IS. TRUST TERR.	6	5	1	6	5	1	-	-	-	-	-	-	-
PUERTO RICO	1	-	1	1	-	1	-	-	-	-	-	-	-
FOREIGN COUNTRIES	1853	1462	391	1836	1447	389	17	15	2	399	289	211	155

FALL 1991 CREDIT COURSE STUDENTS BY PERMANENT RESIDENCE  
ALL COMMUNITY COLLEGES

PERMANENT RESIDENCE	ALL LEVELS		UNDERGRADUATE		GRADUATE		NEW UNDERGRADUATES FIRST TIME		TRANSFERS TOTAL	FULL-TIME
	TOTAL	FULL-TIME	PART-TIME	TOTAL	FULL-TIME	PART-TIME	TOTAL	FULL-TIME		
	726	627	99	715	616	99	114	95		
FAR EAST										53
BANGLADESH	1	1	-	1	1	-	-	-	-	-
BURMA	7	7	-	7	7	-	-	-	-	-
PEOPLES REPUB. OF CHINA	47	30	17	47	30	17	3	3	8	4
REPUBLIC OF CHINA	69	55	14	67	53	14	2	10	7	4
HONG KONG	20	19	1	20	19	1	-	4	2	2
INDIA	38	27	11	38	27	11	-	5	5	2
INDONESIA	27	22	5	27	22	5	-	4	3	2
JAPAN	339	318	21	335	314	21	4	41	25	22
PEOPLES REPUB. OF KOREA	15	12	3	15	12	3	-	7	5	1
REPUBLIC OF KOREA	64	61	3	60	57	3	4	6	5	5
LAOS	1	1	-	1	1	-	-	-	-	-
MACAO	1	1	-	1	1	-	-	-	1	1
MALAYSIA	17	15	2	17	15	2	-	6	2	2
NEPAL	5	4	1	5	4	1	-	1	-	-
PHILIPPINES	38	24	14	37	23	14	1	5	5	4
SINGAPORE	12	11	1	12	11	1	-	2	1	1
SRI LANKA	5	3	2	5	3	2	-	2	1	1
THAILAND	12	9	3	12	9	3	-	3	2	2
VIET-NAM	8	7	1	8	7	1	-	3	-	-
NEAR AND MIDDLE EAST										22
CYPRUS	8	8	-	8	8	-	-	1	3	3
IRAN	12	8	4	12	8	4	-	2	2	1
ISRAEL	33	25	8	33	25	8	-	4	6	3
JORDAN	18	14	4	18	14	4	-	2	1	1
KUWAIT	5	4	1	5	4	1	-	2	2	-
LEBANON	13	10	3	13	10	3	-	-	-	-
PAKISTAN	43	30	13	43	30	13	-	6	10	9
SAUDI ARABIA	6	4	2	6	4	2	-	1	1	1
SYRIA	3	3	-	3	3	-	-	1	-	-
TURKEY	13	11	2	13	11	2	-	1	2	2
EUROPE										21
AUSTRIA	252	203	49	249	202	47	3	75	34	21
BELGIUM	7	5	2	7	5	2	-	2	1	1
CZECHOSLOVAKIA	3	2	1	3	2	1	-	1	1	1
FINLAND	4	3	1	4	3	1	-	1	-	-
FRANCE	4	2	2	4	2	2	-	3	2	4
FEDERAL REP. OF GERMANY	10	9	1	10	9	1	-	3	4	4
GERMAN DEMOCRATIC REPUB	27	20	7	27	20	7	-	6	5	2
	2	2	-	2	2	-	-	1	-	-

FALL 1991 CREDIT COURSE STUDENTS BY PERMANENT RESIDENCE  
ALL COMMUNITY COLLEGES

PERMANENT RESIDENCE	ALL LEVELS			UNDERGRADUATE			GRADUATE			NEW UNDERGRADUATES TRANSFERS		
	TOTAL	FULL-TIME	PART-TIME	TOTAL	FULL-TIME	PART-TIME	TOTAL	FULL-TIME	PART-TIME	TOTAL	FULL-TIME	TOTAL
GREECE	25	23	2	23	22	1	2	1	1	5	3	2
HUNGARY	4	4	-	4	4	-	-	-	-	1	-	-
ICELAND	2	2	-	2	2	-	-	-	-	1	-	-
IRELAND	7	4	3	7	4	3	-	-	-	2	1	1
ITALY	24	21	3	24	21	3	-	-	-	7	5	4
LIECHTENSTEIN	1	1	-	1	1	-	-	-	-	1	1	1
NETHERLANDS	6	4	2	6	4	2	-	-	-	3	1	1
NORWAY	4	3	1	4	3	1	-	-	-	1	1	1
POLAND	17	10	7	17	10	7	-	-	-	5	1	1
PORTUGAL	3	-	3	3	-	3	-	-	-	1	-	-
ROMANIA	2	2	-	2	2	-	-	-	-	1	1	1
SPAIN	19	18	1	19	18	1	-	-	-	4	4	3
SWEDEN	15	13	2	15	13	2	-	-	-	8	6	1
SWITZERLAND	8	5	3	8	5	3	-	-	-	-	-	-
SOVIET SOCIALIST REPUB.	13	10	3	13	10	3	-	-	-	8	6	1
UNITED KINGDOM	39	36	3	38	36	2	1	1	1	9	9	2
YUGOSLAVIA	6	4	2	6	4	2	-	-	-	4	3	2
CARIBBEAN	130	83	47	130	83	47	-	-	-	32	17	8
ANTIGUA	3	2	1	3	2	1	-	-	-	-	-	-
BAHAMAS	3	3	-	3	3	-	-	-	-	1	1	1
BARBADOS	1	1	-	1	1	-	-	-	-	-	-	-
CUBA	1	-	1	1	-	1	-	-	-	-	-	-
DOMINICA	2	2	-	2	2	-	-	-	-	-	-	-
DOMINICAN REPUBLIC	8	7	1	8	7	1	-	-	-	-	3	2
GRENADA	9	4	5	9	4	5	-	-	-	1	1	-
HAITI	31	12	19	31	12	19	-	-	-	12	4	3
JAMAICA	46	35	11	46	35	11	-	-	-	12	9	4
NETHERLANDS ANTILLES	4	3	1	4	3	1	-	-	-	1	-	-
ST LUCIA	1	1	-	1	1	-	-	-	-	-	-	-
TRINIDAD-TDBAGO	21	13	8	21	13	8	-	-	-	5	2	1
AFRICA	65	48	17	65	48	17	-	-	-	17	15	2
ALGERIA	1	-	1	1	-	1	-	-	-	-	-	-
CAMEROON	3	3	-	3	3	-	-	-	-	2	2	1
EGYPT	2	2	-	2	2	-	-	-	-	-	-	-
ETHIOPIA	6	5	1	6	5	1	-	-	-	-	-	-
GAMBIA	1	1	-	1	1	-	-	-	-	-	-	-
GHANA	4	3	1	4	3	1	-	-	-	2	2	-
IVORY COAST	2	2	-	2	2	-	-	-	-	-	-	-
KENYA	2	2	-	2	2	-	-	-	-	1	1	-
LESOTHO	1	1	-	1	1	-	-	-	-	-	-	-

FALL 1991 CREDIT COURSE STUDENTS BY PERMANENT RESIDENCE  
ALL COMMUNITY COLLEGES

PERMANENT RESIDENCE	ALL LEVELS			UNDERGRADUATE			GRADUATE			NEW UNDERGRADUATES TRANSFERS		
	TOTAL	FULL-TIME	PART-TIME	TOTAL	FULL-TIME	PART-TIME	TOTAL	FULL-TIME	PART-TIME	TOTAL	FULL-TIME	TOTAL
LIBERIA	4	3	1	4	3	1	-	-	-	-	-	-
MOROCCO	5	4	1	5	4	1	-	-	-	-	-	-
MOZAMBIQUE	1	-	1	1	-	1	-	-	-	-	-	-
NAMIBIA	1	-	1	1	-	1	-	-	-	-	-	-
NIGERIA	11	7	4	11	7	4	-	-	-	-	-	-
SENEGAL	3	2	1	3	2	1	-	-	-	-	-	-
SIERRA LEONE	2	1	1	2	1	1	-	-	-	-	-	-
SOMALIA	1	-	1	1	-	1	-	-	-	-	-	-
SOUTH AFRICA	4	3	1	4	3	1	-	-	-	-	-	-
SUDAN	1	1	-	1	1	-	-	-	-	-	-	-
TANZANIA	1	-	1	1	-	1	-	-	-	-	-	-
TUNISIA	1	1	-	1	1	-	-	-	-	-	-	-
UGANDA	4	3	1	4	3	1	-	-	-	-	-	-
ZAIRE	4	4	-	4	4	-	-	-	-	-	-	-
CENTRAL AMERICA	40	28	12	40	28	12	-	-	-	-	-	-
BELIZE	3	2	1	3	2	1	-	-	-	-	-	-
COSTA RICA	6	3	3	6	3	3	-	-	-	-	-	-
EL SALVADOR	17	13	4	17	13	4	-	-	-	-	-	-
GUATEMALA	1	1	-	1	1	-	-	-	-	-	-	-
HONDURAS	5	3	2	5	3	2	-	-	-	-	-	-
NICARAGUA	2	1	1	2	1	1	-	-	-	-	-	-
PANAMA	6	5	1	6	5	1	-	-	-	-	-	-
SOUTH AMERICA	83	64	19	81	62	19	2	2	-	-	-	-
ARGENTINA	7	5	2	7	5	2	-	-	-	-	-	-
BOLIVIA	2	2	-	2	2	-	-	-	-	-	-	-
BRAZIL	21	18	3	20	17	3	1	1	-	-	-	-
CHILE	6	4	2	6	4	2	-	-	-	-	-	-
COLOMBIA	12	8	4	12	8	4	-	-	-	-	-	-
ECUADOR	6	4	2	6	4	2	-	-	-	-	-	-
GUYANA	6	4	2	6	4	2	-	-	-	-	-	-
PERU	10	9	1	10	9	1	-	-	-	-	-	-
SURINAME	2	-	2	2	-	2	-	-	-	-	-	-
URUGUAY	1	1	-	1	1	-	-	-	-	-	-	-
VENEZUELA	10	9	1	9	8	1	1	1	-	-	-	-
OCEANIA	6	6	-	6	6	-	-	-	-	-	-	-
AUSTRALIA	5	5	-	5	5	-	-	-	-	-	-	-
NEW ZEALAND	1	1	-	1	1	-	-	-	-	-	-	-
NORTH AMERICA	168	144	24	167	143	24	1	1	-	-	-	-
							24	24	1	1	26	24
												40
												37



FALL 1991 CREDIT COURSE STUDENTS BY PERMANENT RESIDENCE  
ALL COMMUNITY COLLEGES

PERMANENT RESIDENCE	ALL LEVELS			UNDERGRADUATE			GRADUATE			NEW UNDERGRADUATES FIRST TIME TRANSFERS			
	TOTAL	FULL- TIME	PART- TIME	TOTAL	FULL- TIME	PART- TIME	TOTAL	FULL- TIME	PART- TIME	TOTAL	FULL- TIME	TOTAL	FULL- TIME
BERMUJDA	1	1	-	1	1	-	-	-	-	-	-	1	-
CANADA	151	129	22	150	128	22	1	1	1	39	19	39	36
MEXICO	16	14	2	16	14	2	-	-	-	5	5	-	-
FOREIGN RESIDENCE UNKNOWN	229	142	87	229	142	87	-	-	-	75	39	18	10
FOREIGN COUNTRY UNKNOWN	229	142	87	229	142	87	-	-	-	75	39	18	10
RESIDENCE UNKNOWN	202	110	92	202	110	92	-	-	-	64	36	38	20
RESIDENCE UNSPECIFIED	202	110	92	202	110	92	-	-	-	64	36	38	20

515

516

FALL 1991 CREDIT COURSE STUDENTS BY PERMANENT RESIDENCE  
ADIRONDACK COMMUNITY COLLEGE

PERMANENT RESIDENCE	ALL LEVELS		UNDERGRADUATE		GRADUATE		NEW UNDERGRADUATES FIRST TIME		TRANSFERS		
	TOTAL	FULL-TIME	PART-TIME	TOTAL	FULL-TIME	PART-TIME	TOTAL	FULL-TIME			
ALL STUDENTS	3554	1665	1889	3554	1665	1889	-	929	567	349	122
UNITED STATES	3543	1661	1882	3543	1661	1882	-	923	564	347	122
NEW YORK COUNTIES	3523	1652	1871	3523	1652	1871	-	918	560	340	122
ALBANY COUNTY	14	8	6	14	8	6	-	4	4	5	2
BRONX COUNTY	1	1	-	1	1	-	-	1	1	-	-
CATTARAUGUS COUNTY	1	1	-	1	1	-	-	1	1	-	-
CHAUTAUQUA COUNTY	1	1	-	1	1	-	-	-	-	-	-
CHENANGO COUNTY	2	2	-	2	2	-	-	-	-	-	-
CLINTON COUNTY	3	3	-	3	3	-	-	1	1	-	-
CORTLAND COUNTY	1	-	1	1	-	1	-	-	-	1	-
OUTCHES COUNTY	4	2	2	4	2	2	-	2	1	1	-
ESSEX COUNTY	33	20	13	33	20	13	-	14	10	7	4
FRANKLIN COUNTY	3	-	3	3	-	3	-	1	1	1	-
FULTON COUNTY	3	1	2	3	1	2	-	2	1	-	-
GREENE COUNTY	5	1	4	5	1	4	-	1	-	-	-
HAMILTON COUNTY	7	5	2	7	5	2	-	-	-	-	-
HERKIMER COUNTY	1	1	-	1	1	-	-	-	-	-	-
KINGS COUNTY	1	1	-	1	1	-	-	-	-	-	-
MADISON COUNTY	1	1	-	1	1	-	-	-	-	-	-
MONROE COUNTY	1	1	-	1	1	-	-	-	-	-	-
MONTGOMERY COUNTY	2	2	-	2	2	-	-	-	-	1	1
NASSAU COUNTY	1	-	1	1	-	1	-	-	-	1	-
NEW YORK (MANHATTAN)	2	2	-	2	2	-	-	1	1	-	-
ONEIDA COUNTY	1	-	1	1	-	1	-	-	-	1	-
ONONDAGA COUNTY	3	2	1	3	2	1	-	2	1	1	1
ONTARIO COUNTY	1	1	1	1	1	1	-	-	-	-	-
ORANGE COUNTY	4	3	1	4	3	1	-	-	-	3	3
OSWEGO COUNTY	2	2	-	2	2	-	-	-	-	-	-
OTSEGO COUNTY	3	3	-	3	3	-	-	-	-	1	1
PUTNAM COUNTY	1	1	-	1	1	-	-	1	1	-	-
QUEENS COUNTY	1	1	1	1	1	1	-	-	-	1	1
RENSELAER COUNTY	8	6	2	8	6	2	-	2	2	1	1
RICHMOND (STATEN ISLAND)	1	1	-	1	1	-	-	-	-	1	1
ROCKLAND COUNTY	1	1	-	1	1	-	-	-	-	1	1
ST. LAWRENCE COUNTY	2	2	-	2	2	-	-	-	-	1	1
SARATOGA COUNTY	1155	479	676	1155	479	676	-	280	148	128	31
SCHENECTADY COUNTY	8	3	5	8	3	5	-	4	3	1	1
SUFFOLK COUNTY	7	6	1	7	6	1	-	2	2	1	1
ULSTER COUNTY	2	1	1	2	1	1	-	1	1	1	-

FALL 1991 CREDIT COURSE STUDENTS BY PERMANENT RESIDENCE  
ADIRONDACK COMMUNITY COLLEGE

PERMANENT RESIDENCE	ALL LEVELS			UNDERGRADUATE			GRADUATE			NEW UNDERGRADUATES FIRST TIME		
	TOTAL	FULL-TIME	PART-TIME	TOTAL	FULL-TIME	PART-TIME	TOTAL	FULL-TIME	PART-TIME	TOTAL	FULL-TIME	PART-TIME
* WARREN COUNTY	1319	627	692	1319	627	692	-	-	-	341	204	125
* WASHINGTON COUNTY	913	457	456	913	457	456	-	-	-	254	175	56
* WESTCHESTER COUNTY	4	3	1	4	3	1	-	-	-	3	3	-
* - COUNTY OR COUNTIES SPONSORING THIS COLLEGE												
REST OF THE UNITED STATES	20	9	11	20	9	11	-	-	-	5	4	7
CONNECTICUT	1	1	-	1	1	-	-	-	-	-	-	-
MICHIGAN	1	1	-	1	1	-	-	-	-	-	-	-
NEW HAMPSHIRE	1	1	-	1	1	-	-	-	-	-	-	-
NEW JERSEY	1	-	1	1	-	1	-	-	-	-	-	-
OHIO	1	-	1	1	-	1	-	-	-	-	-	-
PENNSYLVANIA	2	-	2	2	-	2	-	-	-	-	-	-
TEXAS	1	-	1	1	-	1	-	-	-	-	-	-
VERMONT	12	6	6	12	6	6	-	-	-	5	4	2
FOREIGN COUNTRIES	11	4	7	11	4	7	-	-	-	6	3	2
FAR EAST	2	-	2	2	-	2	-	-	-	-	-	1
PEOPLES REPUB. OF CHINA	1	-	1	1	-	1	-	-	-	-	-	1
SINGAPORE	1	-	1	1	-	1	-	-	-	-	-	-
NEAR AND MIDDLE EAST	1	1	-	1	1	-	-	-	-	-	-	-
LEBANON	1	1	-	1	1	-	-	-	-	-	-	-
EUROPE	7	3	4	7	3	4	-	-	-	6	3	-
FINLAND	2	-	2	2	-	2	-	-	-	1	1	-
FEDERAL REP. OF GERMANY	1	1	-	1	1	-	-	-	-	1	1	-
GERMAN DEMOCRATIC REPUB	1	1	-	1	1	-	-	-	-	1	1	-
NETHERLANDS	1	-	1	1	-	1	-	-	-	1	1	-
POLAND	1	-	1	1	-	1	-	-	-	1	1	-
SPAIN	1	1	-	1	1	-	-	-	-	1	1	-
NORTH AMERICA	1	-	1	1	-	1	-	-	-	-	-	1
CANADA	1	-	1	1	-	1	-	-	-	-	-	1

FALL 1991 CREDIT COURSE STUDENTS BY PERMANENT RESIDENCE  
BROOME COMMUNITY COLLEGE

PERMANENT RESIDENCE	ALL LEVELS		UNDERGRADUATE		GRADUATE		NEW UNDERGRADUATES FIRST TIME		TOTAL	
	FULL-TIME	PART-TIME	FULL-TIME	PART-TIME	FULL-TIME	PART-TIME	FULL-TIME	PART-TIME		
	TOTAL		TOTAL		TOTAL		TOTAL			
ALL STUDENTS	6632	3593	3039	6632	3593	3039	1643	1088	454	281
UNITED STATES	6517	3494	3023	6517	3494	3023	1627	1072	438	266
NEW YORK COUNTIES	6304	3384	2920	6304	3384	2920	1566	1035	418	256
BRONX COUNTY	9	8	1	9	8	1	2	1	4	4
* BROOME COUNTY	5045	2670	2375	5045	2670	2375	1204	805	289	173
CATTARAUGUS COUNTY	1	1	-	1	1	-	1	1	-	1
CAYUGA COUNTY	3	3	-	3	3	-	1	1	-	3
CHEMUNG COUNTY	13	10	3	13	10	3	1	1	4	16
CHENANGO COUNTY	282	147	135	282	147	135	76	42	30	16
CLINTON COUNTY	1	1	-	1	1	-	-	-	1	1
CORTLAND COUNTY	40	28	12	40	28	12	19	14	8	6
DELAWARE COUNTY	81	47	34	81	47	34	15	10	18	11
DUTCHESS COUNTY	2	1	1	2	1	1	2	1	-	-
ERIE COUNTY	1	-	1	1	-	1	-	-	-	1
FULTON COUNTY	1	1	-	1	1	-	-	-	1	1
JEFFERSON COUNTY	1	1	-	1	1	-	1	1	-	-
KINGS COUNTY	9	8	1	9	8	1	3	3	-	-
MADISON COUNTY	4	4	-	4	4	-	1	1	-	-
MONROE COUNTY	3	3	-	3	3	-	1	1	1	1
MONTGOMERY COUNTY	1	1	-	1	1	-	1	1	-	-
NASSAU COUNTY	6	4	2	6	4	2	2	2	1	-
NEW YORK (MANHATTAN)	6	5	1	6	5	1	2	2	4	3
NIAGARA COUNTY	2	1	1	2	1	1	1	-	-	-
ONEIDA COUNTY	15	14	1	15	14	1	1	1	5	5
ONONDAGA COUNTY	5	3	2	5	3	2	2	2	3	1
ORANGE COUNTY	7	6	1	7	6	1	6	5	4	3
OTSEGO COUNTY	30	22	8	30	22	8	8	5	4	3
QUEENS COUNTY	8	5	3	8	5	3	1	-	3	1
RENSSELAER COUNTY	1	1	-	1	1	-	-	-	1	1
RICHMOND (STATEN ISLAND)	3	2	1	3	2	1	-	-	1	1
ROCKLAND COUNTY	1	-	1	1	-	1	-	-	-	-
ST. LAWRENCE COUNTY	3	2	1	3	2	1	3	2	-	-
SCHENECTADY COUNTY	1	1	-	1	1	-	-	-	-	-
STEBEN COUNTY	3	2	1	3	2	1	1	1	1	1
SUFFOLK COUNTY	9	6	3	9	6	3	4	3	-	-
SULLIVAN COUNTY	4	3	1	4	3	1	-	-	1	1
TIOGA COUNTY	681	357	324	681	357	324	199	123	33	20
TOMPKINS COUNTY	9	6	3	9	6	3	3	3	2	1
ULSTER COUNTY	1	1	-	1	1	-	-	-	1	-

FALL 1991 CREDIT COURSE STUDENTS BY PERMANENT RESIDENCE  
BROOME COMMUNITY COLLEGE

PERMANENT RESIDENCE	ALL LEVELS		UNDERGRADUATE		GRADUATE		NEW UNDERGRADUATES FIRST TIME		TRANSFERS
	TOTAL	FULL-TIME	PART-TIME	TOTAL	FULL-TIME	PART-TIME	TOTAL	FULL-TIME	
WAYNE COUNTY	2	1	1	2	1	1	1	1	1
WESTCHESTER COUNTY	4	2	2	4	2	2	2	2	1
WYOMING COUNTY	2	2	-	2	2	-	-	-	1
YATES COUNTY	1	1	-	1	1	-	-	-	-
COUNTY UNKNOWN	3	3	-	3	3	-	-	3	-
* - COUNTY OR COUNTIES SPONSORING THIS COLLEGE									
REST OF THE UNITED STATES	213	110	103	213	110	103	61	37	20
CONNECTICUT	1	1	-	1	1	-	-	-	-
FLORIDA	3	2	1	3	2	1	-	-	-
GEORGIA	1	1	-	1	1	-	-	-	-
MASSACHUSETTS	2	1	1	2	1	1	2	1	-
MONTANA	1	1	-	1	1	-	1	1	-
NEW HAMPSHIRE	1	1	-	1	1	-	1	1	-
OHIO	2	2	-	2	2	-	1	1	1
OKLAHOMA	1	1	-	1	1	-	-	-	-
PENNSYLVANIA	200	99	101	200	99	101	56	33	19
VERMONT	1	1	-	1	1	-	-	-	-
FOREIGN COUNTRIES	115	99	16	115	99	16	16	16	15
FAR EAST	43	38	5	43	38	5	10	10	7
PEOPLES REPUB. OF CHINA	8	5	3	8	5	3	-	-	3
REPUBLIC OF CHINA	2	2	-	2	2	-	1	1	1
HONG KONG	2	2	-	2	2	-	-	-	-
INDIA	2	1	1	2	1	1	-	-	-
JAPAN	26	26	-	26	26	-	8	8	3
REPUBLIC OF KOREA	3	2	1	3	2	1	1	1	-
NEAR AND MIDDLE EAST	20	17	3	20	17	3	1	1	5
IRAN	1	-	1	1	-	1	-	-	-
JORDAN	2	2	-	2	2	-	-	-	-
KUWAIT	2	2	-	2	2	-	-	-	2
LEBANON	1	1	-	1	1	-	-	-	-
PAKISTAN	10	9	1	10	9	1	1	1	2
SAUDI ARABIA	2	1	1	2	1	1	-	-	-
TURKEY	2	2	-	2	2	-	-	-	1
EUROPE	8	8	-	8	8	-	4	4	-
BELGIUM	1	1	-	1	1	-	1	1	-



FALL 1991 CREDIT COURSE STUDENTS BY PERMANENT RESIDENCE  
BROOME COMMUNITY COLLEGE

PERMANENT RESIDENCE	ALL LEVELS		UNDERGRADUATE		GRADUATE		NEW UNDERGRADUATES FIRST TIME		TOTAL TRANSFERS
	TOTAL	FULL-TIME	PART-TIME	TOTAL	FULL-TIME	PART-TIME	TOTAL	FULL-TIME	
CZECHOSLOVAKIA	1	1	-	1	-	-	-	1	-
GREECE	2	2	-	2	-	-	-	-	-
SPAIN	2	2	-	2	-	-	-	1	-
SWEDEN	1	1	-	1	-	-	-	1	-
YUGOSLAVIA	1	1	-	1	-	-	-	-	-
CARIBBEAN	10	6	4	10	6	4	-	-	1
BAHAMAS	1	1	-	1	1	-	-	-	1
DOMINICAN REPUBLIC	2	2	-	2	2	-	-	-	-
GRENADA	6	2	4	6	2	4	-	-	-
TRINIDAD-TOBAGO	1	1	-	1	1	-	-	-	-
AFRICA	7	5	2	7	5	2	-	1	-
ETHIOPIA	1	1	-	1	1	-	-	-	-
MOZAMBIQUE	1	1	1	1	-	1	-	-	-
NIGERIA	3	3	-	3	3	-	-	1	-
SIERRA LEONE	2	1	1	2	1	1	-	-	-
CENTRAL AMERICA	12	11	1	12	11	1	-	-	-
BELIZE	3	2	1	3	2	1	-	-	-
COSTA RICA	2	2	-	2	2	-	-	-	-
EL SALVADOR	3	3	-	3	3	-	-	-	-
HONDURAS	2	2	-	2	2	-	-	-	-
PANAMA	2	2	-	2	2	-	-	-	-
SOUTH AMERICA	2	2	-	2	2	-	-	-	-
BOLIVIA	1	1	-	1	1	-	-	-	-
CHILE	1	1	-	1	1	-	-	-	-
NORTH AMERICA	13	12	1	13	12	1	-	-	3
CANADA	10	10	-	10	10	-	-	-	3
MEXICO	3	2	1	3	2	1	-	-	-

525

526

FALL 1991 CREDIT COURSE STUDENTS BY PERMANENT RESIDENCE  
CAYUGA COUNTY COMMUNITY COLLEGE

PERMANENT RESIDENCE	ALL LEVELS		UNDERGRADUATE		GRADUATE		NEW UNDERGRADUATES FIRST TIME		TOTAL TRANSFERS		
	TOTAL	FULL-TIME	PART-TIME	TOTAL	FULL-TIME	PART-TIME	TOTAL	FULL-TIME			
ALL STUDENTS	2715	1325	1390	2715	1325	1390	-	762	413	200	100
UNITED STATES	2710	1321	1389	2710	1321	1389	-	758	410	200	100
NEW YORK COUNTIES	2703	1315	1388	2703	1315	1388	-	757	409	199	99
ALBANY COUNTY	6	6	-	6	6	-	-	3	3	2	2
ALLEGANY COUNTY	1	1	-	1	1	-	-	-	-	1	1
BRONX COUNTY	27	17	10	27	17	10	-	8	7	2	1
BROOME COUNTY	2	1	1	2	1	1	-	-	-	1	-
CATTARAUGUS COUNTY	1	-	1	1	-	1	-	1	-	-	-
* CAYUGA COUNTY	1664	803	861	1664	803	861	-	440	238	76	33
COLUMBIA COUNTY	1	1	-	1	1	-	-	1	1	-	-
CORTLAND COUNTY	7	5	2	7	5	2	-	1	1	1	-
ERIE COUNTY	4	4	-	4	4	-	-	-	-	1	1
HERKIMER COUNTY	2	2	-	2	2	-	-	-	-	-	-
KINGS COUNTY	30	24	6	30	24	6	-	12	12	5	5
LIVINGSTON COUNTY	4	2	2	4	2	2	-	-	-	1	1
MONROE COUNTY	9	7	2	9	7	2	-	2	2	2	2
NASSAU COUNTY	6	5	1	6	5	1	-	2	2	1	1
NEW YORK (MANHATTAN)	14	11	3	14	11	3	-	1	1	3	3
NIAGARA COUNTY	1	1	-	1	1	-	-	-	-	-	-
ONEIDA COUNTY	5	4	1	5	4	1	-	3	3	2	1
ONONDAGA COUNTY	238	111	127	238	111	127	-	55	32	37	19
ONTARIO COUNTY	12	10	2	12	10	2	-	4	4	1	1
OSWEGO COUNTY	234	71	163	234	71	163	-	90	24	26	7
QUEENS COUNTY	13	12	1	13	12	1	-	3	3	3	2
RENSELAER COUNTY	1	-	1	1	-	1	-	-	-	-	-
ROCKLAND COUNTY	1	1	-	1	1	-	-	-	-	-	-
ST. LAWRENCE COUNTY	2	2	-	2	2	-	-	-	-	1	1
SARATOGA COUNTY	1	1	-	1	1	-	-	1	1	-	-
SCHUYLER COUNTY	1	1	-	1	1	-	-	-	-	-	-
SENECA COUNTY	220	116	104	220	116	104	-	55	39	20	9
STEBEN COUNTY	2	2	-	2	2	-	-	-	-	1	1
SUFFOLK COUNTY	5	5	-	5	5	-	-	1	1	1	1
SULLIVAN COUNTY	2	1	1	2	1	1	-	-	-	1	1
TOMPKINS COUNTY	4	2	2	4	2	2	-	-	-	-	-
ULSTER COUNTY	1	-	1	1	-	1	-	-	-	1	-
WARREN COUNTY	1	1	-	1	1	-	-	-	-	-	-
WAYNE COUNTY	173	77	96	173	77	96	-	69	30	7	4
WESTCHESTER COUNTY	2	2	-	2	2	-	-	1	1	1	1
YATES COUNTY	4	4	-	4	4	-	-	3	3	3	-

FALL 1991 CREDIT COURSE STUDENTS BY PERMANENT RESIDENCE  
CAYUGA COUNTY COMMUNITY COLLEGE

PERMANENT RESIDENCE	ALL LEVELS		UNDERGRADUATE		GRADUATE		NEW UNDERGRADUATES FIRST TIME		TRANSFERS	
	TOTAL	FULL-TIME	TOTAL	FULL-TIME	TOTAL	FULL-TIME	TOTAL	FULL-TIME	TOTAL	FULL-TIME
COUNTY UNKNOWN	2	2	2	2	-	-	1	1	1	1
* - COUNTY OR COUNTRIES SPONSORING THIS COLLEGE										
REST OF THE UNITED STATES	7	6	7	6	-	-	1	1	1	1
CALIFORNIA	1	-	1	-	-	-	-	-	-	-
GEORGIA	3	3	3	3	-	-	1	1	-	-
ILLINOIS	1	-	1	-	-	-	-	-	-	-
NEW HAMPSHIRE	1	1	1	1	-	-	-	-	-	-
NEW JERSEY	1	1	1	1	-	-	-	-	-	-
FOREIGN COUNTRIES	5	4	5	4	-	-	4	3	-	-
EUROPE	4	4	4	4	-	-	3	3	-	-
ROMANIA	1	1	1	1	-	-	1	1	-	-
SWEDEN	1	1	1	1	-	-	1	1	-	-
SOVIET SOCIALIST REPUB.	1	1	1	1	-	-	1	1	-	-
YUGOSLAVIA	1	1	1	1	-	-	1	1	-	-
FOREIGN RESIDENCE UNKNOWN	1	-	1	-	-	-	1	-	-	-
FOREIGN COUNTRY UNKNOWN	1	-	1	-	-	-	1	-	-	-

529

530



FALL 1991 CREDIT COURSE STUDENTS BY PERMANENT RESIDENCE  
CLINTON COMMUNITY COLLEGE

PERMANENT RESIDENCE	ALL LEVELS			UNDERGRADUATE			GRADUATE			NEW UNDERGRADUATES TRANSFERS			
	TOTAL	FULL-TIME	PART-TIME	TOTAL	FULL-TIME	PART-TIME	TOTAL	FULL-TIME	PART-TIME	TOTAL	FULL-TIME	TOTAL	
													2092
ALL STUDENTS	2092	1138	954	2092	1138	954	-	-	-	703	387	216	158
UNITED STATES	2085	1131	954	2085	1131	954	-	-	-	702	386	213	155
NEW YORK COUNTIES	2072	1121	951	2072	1121	951	-	-	-	696	381	210	153
ALBANY COUNTY	11	10	1	11	10	1	-	-	-	6	5	3	3
BRONX COUNTY	27	25	2	27	25	2	-	-	-	5	5	10	9
BROOME COUNTY	4	3	1	4	3	1	-	-	-	-	-	3	2
CHAUTAUQUA COUNTY	1	1	1	1	1	1	-	-	-	1	1	-	-
CHEMUNG COUNTY	1	1	-	1	1	-	-	-	-	1	1	-	-
CHENANGO COUNTY	2	2	-	2	2	-	-	-	-	-	-	1	1
* CLINTON COUNTY	1594	726	868	1594	726	868	-	-	-	514	240	100	55
DELAWARE COUNTY	1	1	-	1	1	-	-	-	-	-	-	1	1
DUTCHESS COUNTY	3	3	-	3	3	-	-	-	-	-	-	1	1
ESSEX COUNTY	124	88	36	124	88	36	-	-	-	49	32	12	10
FRANKLIN COUNTY	49	42	7	49	42	7	-	-	-	18	15	15	14
FULTON COUNTY	1	1	-	1	1	-	-	-	-	1	1	-	-
GREENE COUNTY	1	1	-	1	1	-	-	-	-	1	1	-	-
HAMILTON COUNTY	1	1	-	1	1	-	-	-	-	-	-	1	1
JEFFERSON COUNTY	6	4	2	6	4	2	-	-	-	4	3	1	1
KINGS COUNTY	43	41	2	43	41	2	-	-	-	17	17	9	7
LEWIS COUNTY	1	1	-	1	1	-	-	-	-	-	-	-	-
MONROE COUNTY	4	3	1	4	3	1	-	-	-	3	2	1	1
MONTGOMERY COUNTY	1	-	1	1	-	1	-	-	-	-	-	1	-
NASSAU COUNTY	16	14	2	16	14	2	-	-	-	8	6	3	3
NEW YORK (MANHATTAN)	23	22	1	23	22	1	-	-	-	11	11	2	2
ONEIDA COUNTY	5	5	-	5	5	-	-	-	-	-	-	3	3
ONONDAGA COUNTY	3	3	-	3	3	-	-	-	-	-	-	2	2
ONTARIO COUNTY	1	1	-	1	1	-	-	-	-	1	1	-	-
ORANGE COUNTY	5	4	1	5	4	1	-	-	-	4	3	1	1
ORLEANS COUNTY	1	1	-	1	1	-	-	-	-	-	-	-	-
OSWEGO COUNTY	3	3	-	3	3	-	-	-	-	-	-	1	1
OTSEGO COUNTY	2	1	1	2	1	1	-	-	-	1	1	-	-
PUTNAM COUNTY	1	1	-	1	1	-	-	-	-	-	-	1	1
QUEENS COUNTY	30	30	-	30	30	-	-	-	-	13	13	5	5
RENSELAER COUNTY	5	4	1	5	4	1	-	-	-	2	1	2	2
RICHMOND (STATEN ISLAND)	3	2	1	3	2	1	-	-	-	-	-	1	1
ROCKLAND COUNTY	2	1	1	2	1	1	-	-	-	1	1	1	1
ST. LAWRENCE COUNTY	16	14	2	16	14	2	-	-	-	5	4	5	5
SARATOGA COUNTY	11	9	2	11	9	2	-	-	-	3	2	2	2
SCHENECTADY COUNTY	2	2	-	2	2	-	-	-	-	-	-	-	-

FALL 1991 CREDIT COURSE STUDENTS BY PERMANENT RESIDENCE  
CLINTON COMMUNITY COLLEGE

PERMANENT RESIDENCE	ALL LEVELS			UNDERGRADUATE			GRADUATE			NEW UNDERGRADUATES FIRST TIME TRANSFERS		
	TOTAL	FULL-TIME	PART-TIME	TOTAL	FULL-TIME	PART-TIME	TOTAL	FULL-TIME	PART-TIME	TOTAL	FULL-TIME	FULL-TIME
SENECA COUNTY	1	1	-	1	1	-	-	-	-	-	-	1
STEBEN COUNTY	2	2	-	2	2	-	-	-	-	-	-	1
SUFFOLK COUNTY	33	22	11	33	22	11	-	-	-	18	10	6
SULLIVAN COUNTY	2	2	-	2	2	-	-	-	-	1	1	-
TOMPKINS COUNTY	3	2	1	3	2	1	-	-	-	1	1	1
ULSTER COUNTY	2	2	-	2	2	-	-	-	-	-	-	2
WARREN COUNTY	4	4	-	4	4	-	-	-	-	1	1	3
WASHINGTON COUNTY	1	1	-	1	1	-	-	-	-	-	-	-
WESTCHESTER COUNTY	20	14	6	20	14	6	-	-	-	4	2	8
* - COUNTY OR COUNTIES SPONSORING THIS COLLEGE												
REST OF THE UNITED STATES	13	10	3	13	10	3	-	-	-	6	5	3
MASSACHUSETTS	1	1	-	1	1	-	-	-	-	1	1	-
VERMONT	12	9	3	12	9	3	-	-	-	5	4	3
FOREIGN COUNTRIES	7	7	-	7	7	-	-	-	-	1	1	3
NORTH AMERICA	7	7	-	7	7	-	-	-	-	1	1	3
CANADA	7	7	-	7	7	-	-	-	-	1	1	3

534

533

FALL 1991 CREDIT COURSE STUDENTS BY PERMANENT RESIDENCE  
COLUMBIA-GREENE COMMUNITY COLLEGE

PERMANENT RESIDENCE	ALL LEVELS			UNDERGRADUATE			GRADUATE			NEW UNDERGRADUATES FIRST TIME			
	TOTAL	FULL-TIME	PART-TIME	TOTAL	FULL-TIME	PART-TIME	TOTAL	FULL-TIME	PART-TIME	TOTAL	FULL-TIME	TOTAL	
													FULL-TIME
ALL STUDENTS	1663	811	852	1663	811	852	-	-	-	430	250	158	54
UNITED STATES	1656	808	848	1656	808	848	-	-	-	429	249	158	54
NEW YORK COUNTIES	1651	808	843	1651	808	843	-	-	-	429	249	156	54
ALBANY COUNTY	43	15	28	43	15	28	-	-	-	17	5	2	1
BRONX COUNTY	3	2	1	3	2	1	-	-	-	2	2	-	-
* COLUMBIA COUNTY	795	370	425	795	370	425	-	-	-	207	114	74	24
DUTCHESS COUNTY	53	28	25	53	28	25	-	-	-	10	6	13	6
FULTON COUNTY	1	-	1	1	-	1	-	-	-	1	-	-	-
* GREENE COUNTY	680	351	329	680	351	329	-	-	-	170	102	50	17
JEFFERSON COUNTY	2	1	1	2	1	1	-	-	-	1	1	-	-
KINGS COUNTY	5	2	3	5	2	3	-	-	-	-	-	-	-
NASSAU COUNTY	4	3	1	4	3	1	-	-	-	2	2	1	-
NEW YORK (MANHATTAN)	5	4	1	5	4	1	-	-	-	1	1	2	2
ORANGE COUNTY	1	1	-	1	1	-	-	-	-	1	1	-	-
PUTNAM COUNTY	1	-	1	1	-	1	-	-	-	-	-	1	-
QUEENS COUNTY	7	2	5	7	2	5	-	-	-	-	-	1	1
RENSSELAER COUNTY	5	3	2	5	3	2	-	-	-	3	2	-	-
ROCKLAND COUNTY	1	1	-	1	1	-	-	-	-	1	1	-	-
SCHOHARIE COUNTY	7	5	2	7	5	2	-	-	-	2	2	1	1
SUFFOLK COUNTY	5	4	1	5	4	1	-	-	-	1	1	2	2
SULLIVAN COUNTY	1	1	-	1	1	-	-	-	-	1	1	-	-
ULSTER COUNTY	28	11	17	28	11	17	-	-	-	5	4	9	-
WESTCHESTER COUNTY	4	4	-	4	4	-	-	-	-	4	4	-	-

\* - COUNTY OR COUNTIES SPONSORING THIS COLLEGE

REST OF THE UNITED STATES	5	-	5	5	-	5	-	-	-	-	-	2	-
MAINE	1	-	1	1	-	1	-	-	-	-	-	-	-
MASSACHUSETTS	2	-	2	2	-	2	-	-	-	-	-	-	-
OHIO	1	-	1	1	-	1	-	-	-	-	-	1	-
TENNESSE	1	-	1	1	-	1	-	-	-	-	-	1	-
FOREIGN COUNTRIES	6	2	4	6	2	4	-	-	-	-	-	-	-
FAR EAST	2	1	1	2	1	1	-	-	-	-	-	-	-
PEOPLES REPUB. OF CHINA	1	-	1	1	-	1	-	-	-	-	-	-	-
REPUBLIC OF CHINA	1	1	-	1	1	-	-	-	-	-	-	-	-

FALL 1991 CREDIT COURSE STUDENTS BY PERMANENT RESIDENCE  
COLUMBIA-GREENE COMMUNITY COLLEGE

PERMANENT RESIDENCE	ALL LEVELS		UNDERGRADUATE		GRADUATE		NEW UNDERGRADUATES FIRST TIME	
	TOTAL	FULL-TIME	PART-TIME	TOTAL	FULL-TIME	PART-TIME	TOTAL	FULL-TIME
EURDPE	2	-	2	2	-	2	-	-
SWITZERLAND	2	-	2	2	-	2	-	-
NORTH AMERICA	1	1	-	1	-	-	-	-
CANADA	1	1	-	1	-	-	-	-
FOREIGN RESIDENCE UNKNNDWN	1	-	1	1	-	1	-	-
FOREIGN COUNTRY UNKNOWN	1	-	1	1	-	1	-	-
RESIDENCE UNKNOWN	1	1	-	1	-	1	1	1
RESIDENCE UNSPECIFIED	1	1	-	1	-	1	1	1

537

538



FALL 1991 CREDIT COURSE STUDENTS BY PERMANENT RESIDENCE  
COMMUNITY COLLEGE OF THE FINGER LAKES

PERMANENT RESIDENCE	ALL LEVELS			UNDERGRADUATE			GRADUATE			NEW UNDERGRADUATES TRANSFERS					
	2020		1800	2020		1800	2016		1798	2016		1798	2016		1798
	TOTAL	FULL-TIME	PART-TIME	TOTAL	FULL-TIME	PART-TIME	TOTAL	FULL-TIME	PART-TIME	TOTAL	FULL-TIME	PART-TIME	TOTAL	FULL-TIME	
ALL STUDENTS	3820	2020	1800	3820	2020	1800	-	-	-	1068	669	129	95		
UNITED STATES	3814	2016	1798	3814	2016	1798	-	-	-	1065	667	129	95		
NEW YORK COUNTIES	3808	2012	1796	3808	2012	1796	-	-	-	1060	663	129	95		
ALBANY COUNTY	2	1	1	2	1	1	-	-	-	1	1	-	-		
ALLEGANY COUNTY	22	20	2	22	20	2	-	-	-	11	11	-	-		
BRONX COUNTY	1	1	-	1	1	-	-	-	-	-	-	-	-		
BROOME COUNTY	6	5	1	6	5	1	-	-	-	3	3	-	-		
CATTARAUGUS COUNTY	5	4	1	5	4	1	-	-	-	2	1	-	-		
CAYUGA COUNTY	15	12	3	15	12	3	-	-	-	11	9	-	-		
CHAUTAUQUA COUNTY	4	4	-	4	4	-	-	-	-	2	2	-	-		
CHEMUNG COUNTY	5	5	-	5	5	-	-	-	-	3	3	-	-		
CHENANGO COUNTY	4	4	-	4	4	-	-	-	-	2	2	-	-		
COLUMBIA COUNTY	1	-	1	1	-	1	-	-	-	-	-	-	-		
CORTLAND COUNTY	2	2	-	2	2	-	-	-	-	1	1	-	-		
ERIE COUNTY	43	39	4	43	39	4	-	-	-	19	17	-	-		
ESSEX COUNTY	1	1	-	1	1	-	-	-	-	-	-	-	-		
FRANKLIN COUNTY	1	1	-	1	1	-	-	-	-	-	-	-	-		
FULTON COUNTY	1	1	-	1	1	-	-	-	-	1	1	-	-		
GENESEE COUNTY	5	3	2	5	3	2	-	-	-	3	3	-	-		
HERKIMER COUNTY	1	1	-	1	1	-	-	-	-	1	1	-	-		
JEFFERSON COUNTY	2	1	1	2	1	1	-	-	-	-	-	-	-		
KINGS COUNTY	2	2	-	2	2	-	-	-	-	-	-	-	-		
LEWIS COUNTY	2	2	-	2	2	-	-	-	-	1	1	-	-		
LIVINGSTON COUNTY	123	95	28	123	95	28	-	-	-	42	35	-	-		
MADISON COUNTY	3	3	-	3	3	-	-	-	-	1	1	-	-		
MONROE COUNTY	328	228	100	328	228	100	-	-	-	132	94	-	-		
NASSAU COUNTY	1	1	-	1	1	-	-	-	-	1	1	-	-		
NIAGARA COUNTY	18	16	2	18	16	2	-	-	-	11	10	-	-		
ONEIDA COUNTY	21	20	1	21	20	1	-	-	-	12	12	-	-		
ONDONAGA COUNTY	15	14	1	15	14	1	-	-	-	8	7	-	-		
* ONTARIO COUNTY	1752	865	887	1752	865	887	-	-	-	358	219	-	-		
ORANGE COUNTY	1	1	-	1	1	-	-	-	-	1	1	-	-		
ORLEANS COUNTY	5	4	1	5	4	1	-	-	-	2	2	-	-		
OSWEGO COUNTY	13	10	3	13	10	3	-	-	-	5	5	-	-		
OTSEGO COUNTY	3	2	1	3	2	1	-	-	-	1	1	-	-		
QUEENS COUNTY	1	1	-	1	1	-	-	-	-	1	1	-	-		
RICHMOND (STATEN ISLAND)	1	1	-	1	1	-	-	-	-	-	-	-	-		
ST. LAWRENCE COUNTY	3	3	-	3	3	-	-	-	-	2	2	-	-		
SARATOGA COUNTY	2	1	1	2	1	1	-	-	-	1	1	-	-		



FALL 1991 CREDIT COURSE STUDENTS BY PERMANENT RESIDENCE  
COMMUNITY COLLEGE OF THE FINGER LAKES

PERMANENT RESIDENCE	ALL LEVELS		UNDERGRADUATE		GRADUATE		NEW UNDERGRADUATES FIRST TIME		TOTAL
	TOTAL	FULL-TIME	PART-TIME	TOTAL	FULL-TIME	PART-TIME	TOTAL	FULL-TIME	
SCHUYLER COUNTY	5	4	1	5	4	1	4	3	-
SENECA COUNTY	321	100	221	321	100	221	117	24	7
STEUBEN COUNTY	94	82	12	94	82	12	37	35	2
SUFFOLK COUNTY	5	5	-	5	5	-	5	5	-
SULLIVAN COUNTY	1	1	-	1	1	-	1	1	-
TIOGA COUNTY	6	6	-	6	6	-	4	4	-
TOMPKINS COUNTY	6	6	-	6	6	-	5	5	-
WAYNE COUNTY	698	307	391	698	307	391	185	101	24
WYOMING COUNTY	14	13	1	14	13	1	4	4	3
YATES COUNTY	243	114	129	243	114	129	59	34	7
* - COUNTY OR COUNTIES SPONSORING THIS COLLEGE									
REST OF THE UNITED STATES	6	4	2	6	4	2	-	5	4
CONNECTICUT	1	1	-	1	1	-	-	1	1
OHIO	1	-	1	1	-	1	-	1	-
PENNSYLVANIA	4	3	1	4	3	1	-	3	3
FOREIGN COUNTRIES	6	4	2	6	4	2	-	3	2
FAR EAST	2	1	1	2	1	1	-	2	1
REPUBLIC OF CHINA	1	-	1	1	-	1	-	1	-
SINGAPORE	1	1	-	1	1	-	-	1	-
EUROPE	2	2	-	2	2	-	-	1	1
NORWAY	1	1	-	1	1	-	-	1	1
UNITED KINGDOM	1	1	-	1	1	-	-	-	-
AFRICA	1	-	1	1	-	1	-	-	-
NIGERIA	1	-	1	1	-	1	-	-	-
SOUTH AMERICA	1	1	-	1	1	-	-	-	-
PERU	1	1	-	1	1	-	-	-	-

FALL 1991 CREDIT COURSE STUDENTS BY PERMANENT RESIDENCE  
CORNING COMMUNITY COLLEGE

PERMANENT RESIDENCE	ALL LEVELS		UNDERGRADUATE		GRADUATE		NEW UNDERGRADUATES FIRST TIME		TOTAL TRANSFERS		
	TOTAL	FULL-TIME	PART-TIME	TOTAL	FULL-TIME	PART-TIME	TOTAL	FULL-TIME			
ALL STUDENTS	3800	1770	2030	3800	1770	2030	-	929	573	204	143
UNITED STATES	3792	1763	2029	3792	1763	2029	-	927	572	204	143
NEW YORK COUNTIES	3737	1738	1999	3737	1738	1999	-	915	566	198	137
ALLEGANY COUNTY	14	5	9	14	5	9	-	-	-	-	-
BRONX COUNTY	9	7	2	9	7	2	-	5	4	1	-
BROOME COUNTY	5	2	3	5	2	3	-	1	-	-	-
CAYUGA COUNTY	2	-	2	2	-	2	-	-	-	-	-
CHAUTAQUA COUNTY	1	-	1	1	-	1	-	-	-	-	-
* CHEMUNG COUNTY	894	323	571	894	323	571	-	130	67	49	25
CHENANGO COUNTY	6	2	4	6	2	4	-	5	2	-	-
CORTLAND COUNTY	3	-	3	3	-	3	-	-	-	-	-
DELAWARE COUNTY	1	1	-	1	1	-	-	-	-	-	-
DUTCHESS COUNTY	5	2	3	5	2	3	-	1	1	1	1
ERIE COUNTY	5	3	2	5	3	2	-	-	-	-	-
ESSEX COUNTY	1	-	1	1	-	1	-	-	-	-	-
FULTON COUNTY	1	1	-	1	1	-	-	-	-	1	1
GENESEE COUNTY	3	2	1	3	2	1	-	-	-	1	1
GREENE COUNTY	1	1	-	1	1	-	-	-	-	-	-
HERKIMER COUNTY	1	1	-	1	1	-	-	-	-	1	1
JEFFERSON COUNTY	1	-	1	1	-	1	-	-	-	-	-
KINGS COUNTY	18	18	-	18	18	-	-	3	3	5	5
LIVINGSTON COUNTY	4	2	2	4	2	2	-	1	1	-	-
MONROE COUNTY	9	7	2	9	7	2	-	2	1	5	4
NASSAU COUNTY	2	2	-	2	2	-	-	2	2	-	-
NEW YORK (MANHATTAN)	7	7	-	7	7	-	-	4	4	1	1
NIAGARA COUNTY	3	-	3	3	-	3	-	-	-	-	-
ONEIDA COUNTY	4	1	3	4	1	3	-	1	1	-	-
ONONDAGA COUNTY	4	3	1	4	3	1	-	3	2	-	-
ONTARIO COUNTY	3	1	2	3	1	2	-	2	1	-	-
ORANGE COUNTY	2	2	-	2	2	-	-	1	1	-	-
OSWEGO COUNTY	3	1	2	3	1	2	-	-	-	-	-
OTSEGO COUNTY	1	1	-	1	1	-	-	1	1	-	-
QUEENS COUNTY	4	3	1	4	3	1	-	-	-	-	-
RICHMOND (STATEN ISLAND)	1	1	-	1	1	-	-	1	1	-	-
ST. LAWRENCE COUNTY	1	1	-	1	1	-	-	-	-	1	1
SARATOGA COUNTY	1	-	1	1	-	1	-	-	-	-	-
* SCHUYLER COUNTY	122	48	74	122	48	74	-	29	16	11	5
SENECA COUNTY	1	-	1	1	-	1	-	-	-	-	-
* STEUBEN COUNTY	2478	1237	1241	2478	1237	1241	-	702	445	111	85

FALL 1991 CREDIT COURSE STUDENTS BY PERMANENT RESIDENCE  
 CORNING COMMUNITY COLLEGE

PERMANENT RESIDENCE	ALL LEVELS		UNDERGRADUATE		GRADUATE		NEW UNDERGRADUATES FIRST TIME		TRANSFERS
	TOTAL	FULL-TIME	PART-TIME	TOTAL	FULL-TIME	PART-TIME	TOTAL	FULL-TIME	
SUFFOLK COUNTY	7	5	2	7	5	2	3	2	1
SULLIVAN COUNTY	4	-	4	4	-	4	-	-	-
TIOGA COUNTY	70	37	33	70	37	33	13	8	7
TOMPKINS COUNTY	10	2	8	10	2	8	-	-	1
ULSTER COUNTY	4	1	3	4	1	3	-	-	-
WARREN COUNTY	2	-	2	2	-	2	-	-	-
WESTCHESTER COUNTY	3	2	1	3	2	1	1	1	-
YATES COUNTY	16	6	10	16	6	10	4	3	-
* - SPONSORED BY CHEMUNG, SCHUYLER AND STEUBEN COUNTIES									
REST OF THE UNITED STATES	55	25	30	55	25	30	12	6	6
DISTRICT OF COLUMBIA	3	3	-	3	3	-	-	-	-
MARYLAND	3	3	-	3	3	-	-	-	-
PENNSYLVANIA	49	19	30	49	19	30	12	6	6
FOREIGN COUNTRIES	8	7	1	8	7	1	2	1	-
FAR EAST	4	3	1	4	3	1	1	-	-
PEOPLES REPUB. OF CHINA	1	1	-	1	1	-	-	-	-
REPUBLIC OF CHINA	1	1	-	1	1	-	-	-	-
JAPAN	1	1	-	1	1	-	-	-	-
PHILIPPINES	1	-	1	1	-	1	1	-	-
EUROPE	3	3	-	3	3	-	1	1	-
ICELAND	1	1	-	1	1	-	1	1	-
POLAND	1	1	-	1	1	-	-	-	-
SWEDEN	1	1	-	1	1	-	-	-	-
AFRICA	1	1	-	1	1	-	-	-	-
ETHIOPIA	1	1	-	1	1	-	-	-	-

545

546



FALL 1991 CREDIT COURSE STUDENTS BY PERMANENT RESIDENCE  
DUTCHESS COMMUNITY COLLEGE

PERMANENT RESIDENCE	ALL LEVELS		UNDERGRADUATE		GRADUATE		NEW UNDERGRADUATES FIRST TIME		TOTAL	FULL-TIME
	TOTAL	FULL-TIME	TOTAL	PART-TIME	TOTAL	FULL-TIME	TOTAL	FULL-TIME		
ALL STUDENTS	7509	3071	4438	3071	4438	-	1602	961	561	171
UNITED STATES	7470	3058	4412	3058	4412	-	1595	959	555	170
NEW YORK COUNTIES	7445	3050	4395	3050	4395	-	1590	956	551	168
ALBANY COUNTY	8	7	1	7	1	-	5	4	2	2
BRONX COUNTY	52	45	7	45	7	-	19	17	10	8
BROOME COUNTY	1	-	1	-	1	-	-	-	1	-
CHENANGO COUNTY	1	-	1	-	1	-	-	-	1	-
CLINTON COUNTY	1	-	1	-	1	-	-	-	1	-
COLUMBIA COUNTY	22	12	10	12	10	-	8	5	4	2
* DUTCHESS COUNTY	5818	2307	3511	2307	3511	-	1154	689	297	67
ERIE COUNTY	2	1	1	1	1	-	1	1	1	-
ESSEX COUNTY	1	1	-	1	1	-	1	1	-	-
GREENE COUNTY	3	1	2	1	2	-	1	-	-	-
HERKIMER COUNTY	1	1	-	1	1	-	-	-	-	-
KINGS COUNTY	58	49	9	49	9	-	18	13	12	11
MADISON COUNTY	1	1	-	1	1	-	-	-	-	-
MONROE COUNTY	3	2	1	2	1	-	1	1	1	-
MONTGOMERY COUNTY	2	-	2	-	2	-	-	-	1	-
NASSAU COUNTY	5	5	-	5	-	-	1	1	2	2
NEW YORK (MANHATTAN)	41	31	10	31	10	-	18	13	8	4
NIAGARA COUNTY	1	1	-	1	-	-	1	1	-	-
ONEIDA COUNTY	5	4	1	4	1	-	4	4	1	-
ONONDAGA COUNTY	1	-	1	-	1	-	-	-	-	-
ONTARIO COUNTY	1	-	1	-	1	-	-	-	1	-
ORANGE COUNTY	302	135	167	135	167	-	67	41	39	16
PUTNAM COUNTY	341	122	219	122	219	-	93	53	39	12
QUEENS COUNTY	46	38	8	38	8	-	12	9	11	11
RENSSELAER COUNTY	1	-	1	-	1	-	-	-	-	-
RICHMOND (STATEN ISLAND)	5	3	2	3	2	-	4	3	1	-
ROCKLAND COUNTY	3	1	2	1	2	-	1	1	1	-
ST. LAWRENCE COUNTY	1	1	-	1	-	-	-	-	-	-
SARATOGA COUNTY	3	1	2	1	2	-	-	-	1	-
SCHENECTADY COUNTY	1	1	-	1	-	-	1	1	-	-
STEBUNEN COUNTY	1	1	-	1	-	-	-	-	-	-
SUFFOLK COUNTY	14	10	4	10	4	-	6	5	3	2
SULLIVAN COUNTY	11	6	5	6	5	-	4	2	3	2
ULSTER COUNTY	552	230	322	230	322	-	131	84	61	18
WASHINGTON COUNTY	2	2	-	2	-	-	-	-	1	-
WESTCHESTER COUNTY	51	20	31	20	31	-	14	5	12	5



FALL 1991 CREDIT COURSE STUDENTS BY PERMANENT RESIDENCE  
DUTCHESS COMMUNITY COLLEGE

PERMANENT RESIDENCE	ALL LEVELS			UNDERGRADUATE			GRADUATE			NEW UNDERGRADUATES		
	TOTAL	FULL-TIME	PART-TIME	TOTAL	FULL-TIME	PART-TIME	TOTAL	FULL-TIME	PART-TIME	TOTAL	FULL-TIME	PART-TIME
COUNTY UNKNOWN	83	11	72	83	11	72	-	-	-	25	2	37
* - COUNTY OR COUNTIES SPONSORING THIS COLLEGE												
REST OF THE UNITED STATES	25	8	17	25	8	17	-	-	-	5	3	4
CONNECTICUT	13	5	8	13	5	8	-	-	-	2	2	2
MARYLAND	2	1	2	2	1	2	-	-	-	1	1	1
MICHIGAN	1	-	1	1	-	1	-	-	-	-	-	-
NEW JERSEY	1	-	1	1	-	1	-	-	-	1	-	1
NEW MEXICO	1	1	-	1	1	-	-	-	-	-	-	-
PENNSYLVANIA	3	-	3	3	-	3	-	-	-	-	-	-
RHODE ISLAND	1	1	-	1	1	-	-	-	-	-	-	1
TENNESSEE	1	-	1	1	-	1	-	-	-	-	-	-
UTAH	1	-	1	1	-	1	-	-	-	1	-	-
OTHER U.S.	1	-	1	1	-	1	-	-	-	-	-	1
FOREIGN COUNTRIES	39	13	26	39	13	26	-	-	-	7	2	6
FAR EAST	16	7	9	16	7	9	-	-	-	3	1	3
REPUBLIC OF CHINA	2	1	1	2	1	1	-	-	-	-	-	-
HONG KONG	1	1	1	1	1	1	-	-	-	-	-	-
INDIA	4	1	3	4	1	3	-	-	-	-	-	1
JAPAN	5	2	3	5	2	3	-	-	-	1	1	1
REPUBLIC OF KOREA	2	1	1	2	1	1	-	-	-	1	1	1
MACAO	1	1	-	1	1	-	-	-	-	-	-	1
SRI LANKA	1	-	1	1	-	1	-	-	-	1	-	-
NEAR AND MIDDLE EAST	8	2	6	8	2	6	-	-	-	-	-	1
IRAN	1	-	1	1	-	1	-	-	-	-	-	1
ISRAEL	1	-	1	1	-	1	-	-	-	-	-	-
JORDAN	4	2	2	4	2	2	-	-	-	-	-	-
PAKISTAN	2	-	2	2	-	2	-	-	-	-	-	-
EUROPE	6	1	5	6	1	5	-	-	-	2	-	2
AUSTRIA	2	-	2	2	-	2	-	-	-	1	-	-
FRANCE	1	-	1	1	-	1	-	-	-	1	-	-
FEDERAL REP. OF GERMANY	1	-	1	1	-	1	-	-	-	-	-	1
ITALY	1	1	-	1	1	-	-	-	-	-	-	-
SWITZERLAND	1	-	1	1	-	1	-	-	-	-	-	1
CARIBBEAN	2	-	2	2	-	2	-	-	-	1	-	-

FALL 1991 CREDIT COURSE STUDENTS BY PERMANENT RESIDENCE  
OUTCHES COMMUNITY COLLEGE

PERMANENT RESIDENCE	ALL LEVELS			UNDERGRADUATE			GRADUATE			NEW UNDERGRADUATES FIRST TIME TRANSFERS			
	TOTAL	FULL-TIME	PART-TIME	TOTAL	FULL-TIME	PART-TIME	TOTAL	FULL-TIME	PART-TIME	TOTAL	FULL-TIME	TOTAL	FULL-TIME
JAMAICA	1	-	1	1	-	-	-	-	-	-	-	-	-
TRINIDAD-TOBAGO	1	-	1	1	-	-	-	-	-	-	-	1	-
AFRICA	4	3	1	4	3	1	-	-	-	-	-	1	1
GHANA	1	1	-	1	1	-	-	-	-	-	-	-	-
NAMIBIA	1	-	1	1	-	-	-	-	-	-	-	-	-
NIGERIA	1	1	-	1	1	-	-	-	-	-	-	1	-
SOUTH AFRICA	1	1	-	1	1	-	-	-	-	-	-	-	-
SOUTH AMERICA	2	-	2	2	-	2	-	-	-	-	-	-	-
ARGENTINA	1	-	1	1	-	-	-	-	-	-	-	-	-
VENEZUELA	1	-	1	1	-	-	-	-	-	-	-	-	-
NORTH AMERICA	1	-	1	1	-	-	-	-	-	-	-	-	-
CANADA	1	-	1	1	-	-	-	-	-	-	-	-	-

FALL 1991 CREDIT COURSE STUDENTS BY PERMANENT RESIDENCE  
 ERIE COMMUNITY COLLEGE

PERMANENT RESIDENCE	ALL LEVELS		UNDERGRADUATE		GRADUATE		NEW UNDERGRADUATES FIRST TIME		TRANSFERS		
	TOTAL	FULL-TIME	PART-TIME	TOTAL	FULL-TIME	PART-TIME	TOTAL	FULL-TIME	TOTAL	FULL-TIME	
ALL STUDENTS	14333	8102	6231	14333	8102	6231	-	3810	2443	736	493
UNITED STATES	14234	8017	6217	14234	8017	6217	-	3791	2427	712	470
NEW YORK COUNTIES	14203	7995	6208	14203	7995	6208	-	3780	2418	702	465
ALBANY COUNTY	7	5	2	7	5	2	-	5	3	-	-
ALLEGANY COUNTY	4	3	1	4	3	1	-	2	2	1	1
BRONX COUNTY	5	5	-	5	5	-	-	3	3	1	1
BROOME COUNTY	4	3	1	4	3	1	-	-	-	1	-
CATTARAUGUS COUNTY	113	75	38	113	75	38	-	37	27	10	9
CAYUGA COUNTY	5	5	-	5	5	-	-	3	3	1	1
CHAUTAUQUA COUNTY	102	77	25	102	77	25	-	31	26	14	12
CHEMUNG COUNTY	3	2	1	3	2	1	-	-	-	-	-
CHENANGO COUNTY	1	1	-	1	1	-	-	1	1	-	-
CORTLAND COUNTY	1	1	1	1	1	1	-	1	-	-	-
DELAWARE COUNTY	2	2	-	2	2	-	-	-	-	1	1
OUTCHESS COUNTY	1	1	-	1	1	-	-	1	1	-	-
* ERIE COUNTY	13383	7483	5900	13383	7483	5900	-	3524	2243	594	384
FRANKLIN COUNTY	1	1	-	1	1	-	-	1	1	-	-
FULTON COUNTY	1	1	-	1	1	-	-	-	-	1	1
GENESSEE COUNTY	35	23	12	35	23	12	-	15	9	5	4
HERKIMER COUNTY	3	3	-	3	3	-	-	2	2	-	-
JEFFERSON COUNTY	2	2	-	2	2	-	-	-	-	1	1
KINGS COUNTY	4	1	3	4	1	3	-	-	-	-	-
LEWIS COUNTY	2	2	-	2	2	-	-	2	2	-	-
LIVINGSTON COUNTY	2	-	2	2	-	2	-	1	-	-	-
MONROE COUNTY	35	24	11	35	24	11	-	13	9	13	8
NASSAU COUNTY	4	2	2	4	2	2	-	2	2	-	-
NEW YORK (MANHATTAN)	6	3	3	6	3	3	-	-	-	3	2
NIAGARA COUNTY	327	162	165	327	162	165	-	88	47	34	20
ONEIDA COUNTY	4	4	-	4	4	-	-	2	2	1	1
ONONDAGA COUNTY	17	16	1	17	16	1	-	8	8	3	3
ONTARIO COUNTY	1	-	1	1	-	1	-	-	-	-	-
ORANGE COUNTY	2	2	2	2	2	2	-	-	-	-	-
ORLEANS COUNTY	13	8	5	13	8	5	-	5	3	2	1
OSWEGO COUNTY	1	-	1	1	-	1	-	1	-	-	-
PUTNAM COUNTY	2	-	2	2	-	2	-	-	-	-	-
QUEENS COUNTY	4	3	1	4	3	1	-	-	-	2	2
RENSSELAER COUNTY	1	1	-	1	1	-	-	1	1	-	-
RICHMOND (STATEN ISLAND)	4	4	-	4	4	-	-	1	1	1	1
ST. LAWRENCE COUNTY	1	1	-	1	1	-	-	1	1	-	-



FALL 1991 CREDIT COURSE STUDENTS BY PERMANENT RESIDENCE  
 ERIE COMMUNITY COLLEGE

PERMANENT RESIDENCE	ALL LEVELS		UNDERGRADUATE		GRADUATE		NEW UNDERGRADUATES FIRST TIME		TRANSFERES	
	TOTAL	FULL-TIME	PART-TIME	TOTAL	FULL-TIME	PART-TIME	TOTAL	FULL-TIME	TOTAL	FULL-TIME
SARATOGA COUNTY	1	1	-	1	-	-	-	-	-	-
SCHENECTADY COUNTY	2	2	-	2	-	-	2	2	-	-
SCHUYLER COUNTY	2	2	-	2	-	-	1	1	-	-
STEBEN COUNTY	3	3	-	3	-	-	1	1	1	1
SUFFOLK COUNTY	5	5	-	5	-	-	1	1	3	3
TIOGA COUNTY	2	2	-	2	-	-	-	-	1	1
ULSTER COUNTY	1	1	-	1	-	-	-	-	1	1
WAYNE COUNTY	5	3	2	5	2	-	1	1	1	1
WESTCHESTER COUNTY	2	1	1	2	1	-	1	1	1	1
WYOMING COUNTY	75	48	27	75	48	27	21	14	5	5
YATES COUNTY	2	2	-	2	-	-	1	1	-	-
* - COUNTY OR COUNTIES SPONSORING THIS COLLEGE										
REST OF THE UNITED STATES	30	22	8	30	22	8	11	9	10	5
ARIZONA	2	1	1	2	1	1	1	1	1	-
CALIFORNIA	2	2	-	2	2	-	-	-	-	-
FLORIDA	1	1	-	1	1	-	-	-	-	-
MARYLAND	2	2	-	2	2	-	1	1	1	1
MASSACHUSETTS	2	2	-	2	2	-	-	-	1	1
MICHIGAN	1	1	-	1	1	-	-	-	1	1
NEBRASKA	2	-	2	2	-	2	1	-	-	-
NEW HAMPSHIRE	1	1	-	1	1	-	-	-	-	-
NEW JERSEY	2	2	-	2	2	-	1	1	1	1
NEW MEXICO	1	1	-	1	1	-	1	1	-	-
OHIO	1	-	1	1	1	-	-	-	1	1
PENNSYLVANIA	10	7	3	10	7	3	4	4	4	1
TEXAS	1	-	1	1	-	1	1	-	-	-
VERMONT	1	1	-	1	1	-	1	1	-	-
WEST VIRGINIA	1	1	-	1	1	-	-	-	-	-
US TERRITORIES + POSS.	1	-	1	1	-	1	-	-	-	-
PUERTO RICO	1	-	1	1	-	1	-	-	-	-
FOREIGN COUNTRIES	99	85	14	99	85	14	19	16	24	23
FAR EAST	31	26	5	31	26	5	10	8	4	3
BURMA	1	1	-	1	1	-	-	-	-	-
PEOPLES REPUB. OF CHINA	3	2	1	3	2	1	-	-	1	-
REPUBLIC OF CHINA	3	1	2	3	1	2	2	-	1	-
INDIA	1	1	-	1	1	-	-	-	1	1
INDONESIA	3	3	-	3	3	-	1	1	-	-



FALL 1991 CREDIT COURSE STUDENTS BY PERMANENT RESIDENCE  
 ERIE COMMUNITY COLLEGE

PERMANENT RESIDENCE	ALL LEVELS			UNDERGRADUATE			GRADUATE			NEW UNDERGRADUATES FIRST TIME TRANSFERS			
	TOTAL	FULL-TIME	PART-TIME	TOTAL	FULL-TIME	PART-TIME	TOTAL	FULL-TIME	PART-TIME	TOTAL	FULL-TIME	TOTAL	FULL-TIME
JAPAN	11	11	-	11	11	-	-	-	-	2	2	1	1
REPUBLIC OF KOREA	1	-	1	1	-	1	-	-	-	-	-	-	-
MALAYSIA	8	7	1	8	7	1	-	-	-	5	5	1	1
NEAR AND MIDDLE EAST	2	2	-	2	2	-	-	-	-	-	-	1	1
SAUDI ARABIA	1	1	-	1	1	-	-	-	-	-	-	1	1
SYRIA	1	1	-	1	1	-	-	-	-	-	-	-	-
EUROPE	3	3	-	3	3	-	-	-	-	1	1	1	1
GREECE	1	1	-	1	1	-	-	-	-	1	1	-	-
POLAND	1	1	-	1	1	-	-	-	-	-	-	-	-
SPAIN	1	1	-	1	1	-	-	-	-	-	-	1	1
AFRICA	5	5	-	5	5	-	-	-	-	1	1	-	-
CAMEROON	1	1	-	1	1	-	-	-	-	1	1	-	-
IVORY COAST	2	2	-	2	2	-	-	-	-	-	-	-	-
ZAIRE	2	2	-	2	2	-	-	-	-	-	-	-	-
SOUTH AMERICA	3	3	-	3	3	-	-	-	-	1	1	-	-
BOLIVIA	1	1	-	1	1	-	-	-	-	-	-	-	-
COLOMBIA	1	1	-	1	1	-	-	-	-	1	1	-	-
PERU	1	1	-	1	1	-	-	-	-	-	-	-	-
OCEANIA	1	1	-	1	1	-	-	-	-	-	-	-	-
NEW ZEALAND	1	1	-	1	1	-	-	-	-	-	-	-	-
NORTH AMERICA	54	45	9	54	45	9	-	-	-	6	5	18	18
CANADA	54	45	9	54	45	9	-	-	-	6	5	18	18

558

557

FALL 1991 CREDIT COURSE STUDENTS BY PERMANENT RESIDENCE  
FASHION INSTITUTE OF TECHNOLOGY

PERMANENT RESIDENCE	ALL LEVELS		UNDERGRADUATE		GRADUATE		NEW UNDERGRADUATES FIRST TIME		TRANSFERS	FULL-TIME			
	TOTAL	FULL-TIME	PART-TIME	TOTAL	FULL-TIME	PART-TIME	TOTAL	FULL-TIME					
ALL STUDENTS	12169	4228	7941	12091	4172	7919	78	56	22	1577	786	1550	659
UNITED STATES	11760	3821	7939	11699	3780	7919	61	41	20	1520	729	1514	623
NEW YORK COUNTIES	10287	2940	7347	10237	2907	7330	50	33	17	1224	491	1247	436
ALBANY COUNTY	25	19	6	25	19	6	-	-	-	5	3	5	4
* BROOX COUNTY	590	93	497	590	93	497	-	-	-	67	18	57	16
BROOME COUNTY	15	11	4	15	11	4	-	-	-	3	2	4	4
CATTARAUGUS COUNTY	1	-	1	1	-	1	-	-	-	-	-	-	-
CAYUGA COUNTY	1	1	-	1	1	-	-	-	-	-	-	-	-
CHAUTAUQUA COUNTY	1	1	-	1	1	-	-	-	-	-	-	-	-
CHEMUNG COUNTY	3	1	2	3	1	2	-	-	-	-	-	-	-
CLINTON COUNTY	3	3	-	3	3	-	-	-	-	-	-	-	1
COLUMBIA COUNTY	4	4	-	4	4	-	-	-	-	1	1	-	-
CORTLAND COUNTY	2	2	-	2	2	-	-	-	-	-	-	-	-
DELAWARE COUNTY	3	3	-	3	3	-	-	-	-	-	-	-	-
DUTCHESS COUNTY	35	25	10	32	23	9	3	2	1	2	2	11	10
ERIE COUNTY	39	31	8	39	31	8	-	-	-	2	2	14	13
ESSEX COUNTY	1	1	-	1	1	-	-	-	-	-	-	-	-
FULTON COUNTY	6	2	4	6	2	4	-	-	-	-	-	-	1
GENESEE COUNTY	2	2	-	2	2	-	-	-	-	1	1	-	-
GREENE COUNTY	1	1	-	1	1	-	-	-	-	-	-	-	-
HERKIMER COUNTY	2	2	-	2	2	-	-	-	-	-	-	-	-
JEFFERSON COUNTY	4	4	-	4	4	-	-	-	-	-	-	-	-
* KINGS COUNTY	1918	412	1506	1913	409	1504	5	3	2	228	51	243	49
LIVINGSTON COUNTY	2	2	-	2	2	-	-	-	-	-	-	-	-
MADISON COUNTY	5	3	2	5	3	2	-	-	-	-	-	-	2
MONROE COUNTY	17	14	3	17	14	3	-	-	-	3	3	1	-
MONTGOMERY COUNTY	1	-	1	1	-	1	-	-	-	-	-	-	-
NASSAU COUNTY	882	429	453	879	426	453	3	3	-	121	64	103	64
* NEW YORK (MANHATTAN)	2813	359	2454	2791	344	2447	22	15	7	273	39	268	31
NIAGARA COUNTY	9	6	3	9	6	3	-	-	-	-	-	-	-
ONEIDA COUNTY	6	5	1	6	5	1	-	-	-	2	2	-	-
ONONDAGA COUNTY	22	20	2	22	20	2	-	-	-	3	2	1	-
ONTARIO COUNTY	3	3	-	3	3	-	-	-	-	-	-	-	-
ORANGE COUNTY	43	34	9	43	34	9	-	-	-	7	7	10	8
ORLEANS COUNTY	6	3	3	6	3	3	5	2	3	-	-	-	-
OSWEGO COUNTY	1	1	-	1	1	-	-	-	-	-	-	-	-
OTSEGO COUNTY	5	5	-	5	5	-	-	-	-	-	-	-	-
PUTNAM COUNTY	20	16	4	20	16	4	-	-	-	-	-	-	7
* QUEENS COUNTY	2244	562	1682	2244	562	1682	4	-	-	281	122	286	67

FALL 1991 CREDIT COURSE STUDENTS BY PERMANENT RESIDENCE  
FASHION INSTITUTE OF TECHNOLOGY

PERMANENT RESIDENCE	ALL LEVELS		UNDERGRADUATE		GRADUATE		NEW UNDERGRADUATES FIRST TIME		TRANSFERS
	TOTAL	FULL-TIME	PART-TIME	TOTAL	FULL-TIME	PART-TIME	TOTAL	FULL-TIME	
RENSELAER COUNTY	6	5	1	6	5	1	-	-	2
* RICHMOND (STATEN ISLAND)	300	151	149	297	148	149	3	56	28
ROCKLAND COUNTY	96	55	41	94	54	40	2	6	13
ST. LAWRENCE COUNTY	1	1	-	1	1	-	-	-	-
SARATOGA COUNTY	11	10	1	11	10	1	-	4	3
SCHENECTADY COUNTY	8	7	1	8	7	1	-	1	2
SCHOHARIE COUNTY	1	1	-	1	1	-	-	-	-
SCHUYLER COUNTY	1	1	-	1	1	-	-	-	-
STEBEN COUNTY	1	1	-	1	1	-	-	-	-
SUFFOLK COUNTY	519	366	153	519	366	153	-	98	106
SULLIVAN COUNTY	7	4	3	7	4	3	-	1	1
TIOGA COUNTY	1	1	-	1	1	-	-	-	-
TOMPKINS COUNTY	1	1	-	1	1	-	-	-	-
ULSTER COUNTY	14	13	1	14	13	1	-	4	2
WARREN COUNTY	2	2	-	2	2	-	-	-	-
WASHINGTON COUNTY	1	1	-	1	1	-	-	-	-
WAYNE COUNTY	3	3	-	3	3	-	-	-	-
WESTCHESTER COUNTY	269	120	149	262	116	146	7	38	40
COUNTY UNKNOWN	310	117	193	310	117	193	-	17	36
REST OF THE UNITED STATES	1467	876	591	1456	868	588	11	296	238
ARIZONA	2	2	-	2	2	-	-	-	2
ARKANSAS	2	2	-	2	2	-	-	-	-
CALIFORNIA	23	19	4	22	18	4	1	3	8
COLORADO	6	6	-	6	6	-	-	-	3
CONNECTICUT	144	91	53	143	91	52	1	22	16
DELAWARE	8	3	5	8	3	5	-	3	1
DISTRICT OF COLUMBIA	3	2	1	3	2	1	-	-	3
FLORIDA	32	29	3	32	29	3	-	2	5
GEORGIA	4	4	2	4	2	2	-	1	1
HAWAII	6	6	-	5	5	-	1	-	2
IDAHO	2	1	1	2	1	1	-	-	-
ILLINOIS	12	12	-	12	12	-	-	3	4
INDIANA	17	17	-	17	17	-	-	4	1
KANSAS	6	6	-	6	6	-	-	1	1
KENTUCKY	3	3	-	3	3	-	-	-	-
LOUISIANA	5	4	1	5	4	1	-	-	3
MAINE	7	4	3	7	4	3	-	1	1
MARYLAND	45	32	13	45	32	13	-	16	10
MASSACHUSETTS	51	47	4	51	47	4	-	13	6

\* - SPONSORS ARE THE BOARD OF EDUCATION OF NEW YORK CITY AND THE EDUCATIONAL FOUNDATION FOR THE FASHION INSTITUTE





FALL 1991 CREDIT COURSE STUDENTS BY PERMANENT RESIDENCE  
FASHION INSTITUTE OF TECHNOLOGY

PERMANENT RESIDENCE	ALL LEVELS		UNDERGRADUATE		GRADUATE		NEW UNDERGRADUATES FIRST TIME TRANSFERS	
	TOTAL	FULL-TIME	PART-TIME	TOTAL	FULL-TIME	PART-TIME	TOTAL	FULL-TIME
MICHIGAN	38	36	2	38	36	2	11	4
MINNESOTA	4	4	-	4	4	-	-	1
MISSISSIPPI	2	2	-	2	2	-	1	1
MISSOURI	4	4	-	4	4	-	1	1
NEBRASKA	2	1	1	2	1	1	-	2
NEW HAMPSHIRE	15	12	3	15	12	3	2	5
NEW JERSEY	805	357	448	798	352	446	166	163
NORTH CAROLINA	7	5	2	7	5	2	2	2
NORTH DAKOTA	1	1	-	1	1	-	-	-
OHIO	37	31	6	37	31	6	1	3
OKLAHOMA	2	2	-	2	2	-	-	2
OREGON	3	3	-	3	3	-	-	1
PENNSYLVANIA	94	63	31	94	63	31	27	15
RHODE ISLAND	5	5	-	5	5	-	-	-
SOUTH CAROLINA	8	7	1	8	7	1	3	1
TENNESSEE	4	4	-	4	4	-	2	2
TEXAS	12	11	1	11	10	1	2	1
UTAH	2	2	-	2	2	-	-	-
VERMONT	2	2	-	2	2	-	-	-
VIRGINIA	23	20	3	23	20	3	4	1
WASHINGTON	7	5	2	7	5	2	3	1
WEST VIRGINIA	5	5	-	5	5	-	-	-
WISCONSIN	5	4	1	5	4	1	2	1
WYOMING	2	2	-	2	2	-	-	-
US TERRITORIES + POSS.	6	5	1	6	5	1	-	-
PACIFIC IS. TRUST TERR.	6	5	1	6	5	1	-	-
FOREIGN COUNTRIES	409	407	2	392	392	2	57	36
FAR EAST	209	209	-	198	198	11	23	12
BURMA	1	1	-	1	1	-	-	-
PEOPLES REPUB. OF CHINA	10	10	-	10	10	-	-	-
REPUBLIC OF CHINA	26	26	-	24	24	2	2	2
HONG KONG	6	6	-	6	6	-	2	2
INDIA	19	19	-	19	19	-	3	1
INDONESIA	9	9	-	9	9	-	1	1
JAPAN	61	61	-	57	57	4	9	2
REPUBLIC OF KOREA	51	51	-	47	47	4	4	2
MALAYSIA	3	3	-	3	3	-	-	-
PHILIPPINES	9	9	-	8	8	1	1	-
SINGAPORE	10	10	-	10	10	-	1	1



FALL 1991 CREDIT COURSE STUDENTS BY PERMANENT RESIDENCE  
FASHION INSTITUTE OF TECHNOLOGY

PERMANENT RESIDENCE	ALL LEVELS		UNDERGRADUATE		GRADUATE		NEW UNDERGRADUATES FIRST TIME		NEW UNDERGRADUATES TRANSFERS	
	TOTAL	FULL-TIME	PART-TIME	TOTAL	FULL-TIME	PART-TIME	TOTAL	FULL-TIME	TOTAL	FULL-TIME
SRI LANKA	2	2	-	2	-	-	-	-	1	1
THAILAND	2	2	-	2	-	-	-	-	2	2
NEAR AND MIDDLE EAST	26	26	-	26	-	-	2	2	2	2
CYPRUS	2	2	-	2	-	-	-	-	1	1
IRAN	1	1	-	1	-	-	-	-	-	-
ISRAEL	16	16	-	16	-	-	2	2	1	1
LEBANON	1	1	-	1	-	-	-	-	-	-
PAKISTAN	1	1	-	1	-	-	-	-	-	-
TURKEY	5	5	-	5	-	-	-	-	-	-
EUROPE	97	95	2	94	3	1	21	21	13	13
AUSTRIA	5	5	-	5	-	-	1	1	1	1
FRANCE	7	7	-	7	-	-	2	2	3	3
FEDERAL REP. OF GERMANY	15	15	-	15	-	-	4	4	1	1
GREECE	10	9	1	8	2	1	2	2	1	1
ITALY	15	15	-	15	-	-	4	4	4	4
NETHERLANDS	2	2	-	2	-	-	-	-	1	1
NORWAY	2	2	-	2	-	-	-	-	-	-
POLAND	2	2	-	2	-	-	-	-	-	-
SPAIN	4	4	-	4	-	-	1	1	1	1
SWEDEN	7	7	-	7	-	-	2	2	-	-
SWITZERLAND	4	4	-	4	-	-	-	-	-	-
UNITED KINGDOM	24	23	1	23	1	-	5	5	1	1
CARIBBEAN	18	18	-	18	-	-	1	1	2	2
BAHAMAS	1	1	-	1	-	-	-	-	-	-
DOMINICAN REPUBLIC	2	2	-	2	-	-	-	-	1	1
GRENADA	1	1	-	1	-	-	-	-	-	-
JAMAICA	5	5	-	5	-	-	-	-	-	-
NETHERLANDS ANTILLES	1	1	-	1	-	-	-	-	-	-
TRINIDAD-TOBAGO	8	8	-	8	-	-	1	1	1	1
AFRICA	2	2	-	2	-	-	-	-	-	-
LESOTHO	1	1	-	1	-	-	-	-	-	-
ZAIRE	1	1	-	1	-	-	-	-	-	-
CENTRAL AMERICA	3	3	-	3	-	-	-	-	-	-
EL SALVADOR	1	1	-	1	-	-	-	-	-	-
GUATEMALA	1	1	-	1	-	-	-	-	-	-

FALL 1991 CREDIT COURSE STUDENTS BY PERMANENT RESIDENCE  
FASHION INSTITUTE OF TECHNOLOGY

PERMANENT RESIDENCE	ALL LEVELS		UNDERGRADUATE		GRADUATE		NEW UNDERGRADUATES FIRST TIME		TRANSFERS			
	TOTAL	FULL-TIME	PART-TIME	TOTAL	FULL-TIME	PART-TIME	TOTAL	FULL-TIME	TOTAL	FULL-TIME		
HONDURAS	1	1	-	1	-	-	-	-	-	-	-	-
SOUTH AMERICA	32	32	-	30	2	2	6	6	4	4	4	
ARGENTINA	3	3	-	3	-	-	1	1	-	-	-	
BRAZIL	11	11	-	10	1	1	2	2	1	1	1	
COLOMBIA	5	5	-	5	-	-	1	1	2	2	2	
ECUADOR	1	1	-	1	-	-	-	-	-	-	-	
GUYANA	2	2	-	2	-	-	-	-	-	-	-	
PERU	3	3	-	3	-	-	-	-	-	-	-	
URUGUAY	1	1	-	1	-	-	-	-	-	-	-	
VENEZUELA	6	6	-	5	1	1	2	2	1	1	1	
OCEANIA	1	1	-	1	-	-	-	-	-	-	-	
AUSTRALIA	1	1	-	1	-	-	-	-	-	-	-	
NORTH AMERICA	21	21	-	20	1	1	4	4	3	3	3	
BERMUDA	1	1	-	1	-	-	-	-	-	-	-	
CANADA	17	17	-	16	1	1	3	3	2	2	2	
MEXICO	3	3	-	3	-	-	1	1	-	-	-	



FALL 1991 CREDIT COURSE STUDENTS BY PERMANENT RESIDENCE  
 FULTON-MONTGOMERY COMMUNITY COLLEGE

PERMANENT RESIDENCE	ALL LEVELS			UNDERGRADUATE			GRADUATE			NEW UNDERGRADUATES FIRST TIME TRANSFERS			
	TOTAL	FULL-TIME	PART-TIME	TOTAL	FULL-TIME	PART-TIME	TOTAL	FULL-TIME	PART-TIME	TOTAL	FULL-TIME	TOTAL	FULL-TIME
ALL STUDENTS	1920	1055	865	1920	1055	865	-	-	-	536	347	112	62
UNITED STATES	1829	987	842	1829	987	842	-	-	-	505	334	104	56
NEW YORK COUNTIES	1825	984	841	1825	984	841	-	-	-	503	333	103	55
ALBANY COUNTY	8	4	4	8	4	4	-	-	-	4	3	2	1
BROOME COUNTY	1	1	-	1	1	-	-	-	-	1	1	-	-
DELAWARE COUNTY	1	1	-	1	1	-	-	-	-	-	-	-	-
ESSEX COUNTY	2	2	-	2	2	-	-	-	-	1	1	-	-
* FULTON COUNTY	963	504	459	963	504	459	-	-	-	249	162	55	30
GREENE COUNTY	1	1	-	1	1	-	-	-	-	1	1	-	-
HAMILTON COUNTY	32	21	11	32	21	11	-	-	-	8	6	1	1
HERKIMER COUNTY	4	3	1	4	3	1	-	-	-	1	1	-	-
JEFFERSON COUNTY	1	1	-	1	1	-	-	-	-	1	1	-	-
KINGS COUNTY	20	20	-	20	20	-	-	-	-	8	8	-	-
LEWIS COUNTY	2	1	1	2	1	1	-	-	-	1	1	-	-
MADISON COUNTY	1	1	-	1	1	-	-	-	-	1	1	-	-
* MONTGOMERY COUNTY	658	346	312	658	346	312	-	-	-	181	116	27	16
NASSAU COUNTY	3	3	-	3	3	-	-	-	-	1	1	-	-
NEW YORK (MANHATTAN)	2	2	-	2	2	-	-	-	-	2	2	-	-
ONEIDA COUNTY	4	4	-	4	4	-	-	-	-	2	2	-	-
OSWEGO COUNTY	1	1	-	1	1	-	-	-	-	1	1	-	-
OTSEGO COUNTY	7	4	3	7	4	3	-	-	-	2	1	2	-
QUEENS COUNTY	1	1	-	1	1	-	-	-	-	-	-	-	-
RENSSELAER COUNTY	3	2	1	3	2	1	-	-	-	2	2	-	-
SARATOGA COUNTY	60	35	25	60	35	25	-	-	-	18	15	8	3
SCHENECTADY COUNTY	23	14	9	23	14	9	-	-	-	7	6	4	2
SCHOHARIE COUNTY	20	6	14	20	6	14	-	-	-	11	11	3	1
SUFFOLK COUNTY	2	1	1	2	1	1	-	-	-	1	1	-	-
TIOGA COUNTY	1	1	-	1	1	-	-	-	-	1	1	-	-
WARREN COUNTY	1	1	-	1	1	-	-	-	-	1	1	-	-
WASHINGTON COUNTY	3	3	-	3	3	-	-	-	-	2	2	-	-
* - COUNTY OR COUNTIES SPONSORING THIS COLLEGE	4	3	1	4	3	1	-	-	-	2	1	1	1
REST OF THE UNITED STATES	1	1	-	1	1	-	-	-	-	-	-	-	-
ALABAMA	1	1	-	1	1	-	-	-	-	1	1	-	-
ALASKA	1	-	1	1	-	1	-	-	-	1	-	-	-
NEW JERSEY	1	1	-	1	1	-	-	-	-	1	1	-	-
PENNSYLVANIA	1	1	-	1	1	-	-	-	-	1	1	-	-



FALL 1991 CREDIT COURSE STUDENTS BY PERMANENT RESIDENCE  
 FULTON-MONTGOMERY COMMUNITY COLLEGE

PERMANENT RESIDENCE	ALL LEVELS		UNDERGRADUATE		GRADUATE		NEW UNDERGRADUATES FIRST TIME		NEW UNDERGRADUATES TRANSFERS		
	TOTAL	FULL-TIME	FULL-TIME	PART-TIME	TOTAL	FULL-TIME	TOTAL	FULL-TIME			
FOREIGN COUNTRIES	91	68	23	23	91	68	23	31	13	8	6
FOREIGN RESIDENCE UNKNCWN	91	68	23	23	91	68	23	31	13	8	6
FOREIGN COUNTRY UNKNOWN	91	68	23	23	91	68	23	31	13	8	6

571

572

FALL 1991 CREDIT COURSE STUDENTS BY PERMANENT RESIDENCE  
GENESEE COMMUNITY COLLEGE

PERMANENT RESIDENCE	ALL LEVELS		UNDERGRADUATE		GRADUATE		NEW UNDERGRADUATES FIRST TIME		TOTAL TRANSFERS	
	FULL-TIME	PART-TIME	FULL-TIME	PART-TIME	FULL-TIME	PART-TIME	TOTAL	FULL-TIME		
	TOTAL		TOTAL		TOTAL					
ALL STUDENTS	3677	2054	1623	2054	1623	-	1199	717	269	151
UNITED STATES	3677	2054	1623	2054	1623	-	1199	717	269	151
NEW YORK COUNTIES	3670	2047	1623	2047	1623	-	1196	714	268	150
ALBANY COUNTY	3	3	-	3	-	-	2	2	-	-
ALLEGANY COUNTY	49	40	9	49	9	-	25	22	6	4
BRONX COUNTY	20	18	2	20	2	-	4	3	3	3
BROOME COUNTY	10	9	1	10	1	-	33	13	4	3
CATTARAUGUS COUNTY	64	28	36	64	36	-	1	1	1	1
CAYUGA COUNTY	6	6	-	6	-	-	6	6	-	-
CHAUTAUQUA COUNTY	13	13	-	13	-	-	6	5	2	2
CHEMUNG COUNTY	13	12	1	13	1	-	5	5	-	-
CHENANGO COUNTY	7	7	-	7	-	-	-	-	-	-
CORTLAND COUNTY	1	1	-	1	-	-	-	-	-	-
DELAWARE COUNTY	1	1	-	1	-	-	-	-	-	-
DUTCHESS COUNTY	2	2	-	2	-	-	-	-	-	-
ERIE COUNTY	161	120	41	161	41	-	52	45	13	7
ESSEX COUNTY	1	1	-	1	-	-	1	1	-	-
FRANKLIN COUNTY	1	1	-	1	-	-	1	1	-	-
FULTON COUNTY	2	1	1	2	1	-	422	244	78	42
* GENESEE COUNTY	1398	733	665	1398	665	-	2	2	1	1
GREENE COUNTY	3	3	-	3	-	-	-	-	-	-
HAMILTON COUNTY	1	1	-	1	-	-	-	-	-	-
HERKIMER COUNTY	3	3	-	3	-	-	-	-	-	-
JEFFERSON COUNTY	1	1	-	1	-	-	3	3	4	3
KINGS COUNTY	28	24	4	28	4	-	155	28	23	9
LIVINGSTON COUNTY	367	113	254	367	254	-	3	3	-	-
MADISON COUNTY	4	3	1	4	1	-	110	100	30	19
MONROE COUNTY	279	223	56	279	56	-	1	1	1	1
MONTGOMERY COUNTY	3	2	1	3	1	-	1	1	1	1
NASSAU COUNTY	7	6	1	7	1	-	11	9	5	4
NEW YORK (MANHATTAN)	34	30	4	34	4	-	21	20	4	1
NIAGARA COUNTY	40	31	9	40	9	-	1	-	-	-
ONEIDA COUNTY	1	-	1	1	-	-	5	5	-	-
ONONDAGA COUNTY	20	19	1	20	1	-	11	11	3	3
ONTARIO COUNTY	17	15	2	17	2	-	116	66	32	16
ORANGE COUNTY	2	2	-	2	-	-	3	3	1	1
ORLEANS COUNTY	429	214	215	429	215	-	1	1	1	1
OSWEGO COUNTY	7	7	-	7	-	-	1	1	-	-
OTSEGO COUNTY	1	1	-	1	-	-	1	1	-	-



FALL 1991 CREDIT COURSE STUDENTS BY PERMANENT RESIDENCE  
GENESEE COMMUNITY COLLEGE

PERMANENT RESIDENCE	ALL LEVELS		UNDERGRADUATE		GRADUATE		NEW UNDERGRADUATES FIRST TIME		TRANSFERS	
	TOTAL	FULL-TIME	PART-TIME	TOTAL	FULL-TIME	PART-TIME	TOTAL	FULL-TIME	TOTAL	FULL-TIME
PUTNAM COUNTY	1	1	-	1	-	-	-	-	-	-
QUEENS COUNTY	20	20	-	20	-	-	4	4	2	2
RICHMOND (STATEN ISLAND)	1	1	-	1	-	-	-	-	-	-
ROCKLAND COUNTY	1	1	-	1	-	-	1	1	-	-
ST. LAWRENCE COUNTY	4	4	-	4	-	-	2	2	-	-
SARATOGA COUNTY	1	1	-	1	-	-	1	1	-	-
SCHEMECTADY COUNTY	2	2	-	2	-	-	1	1	-	-
SCHOHARIE COUNTY	1	1	-	1	-	-	1	1	-	-
SCHUYLER COUNTY	1	1	-	1	-	-	1	1	-	-
SENECA COUNTY	3	2	1	3	1	-	2	2	2	1
STEBEN COUNTY	43	26	17	43	17	-	18	13	5	1
SUFFOLK COUNTY	8	8	-	8	-	-	1	1	1	1
SULLIVAN COUNTY	4	4	-	4	-	-	4	4	-	-
TIOGA COUNTY	4	4	-	4	-	-	1	1	1	1
TOMPKINS COUNTY	7	6	1	7	1	-	3	3	1	1
ULSTER COUNTY	3	2	1	3	1	-	1	1	1	-
WASHINGTON COUNTY	3	2	1	3	1	-	2	2	-	-
WAYNE COUNTY	26	24	2	26	2	-	14	12	1	1
WESTCHESTER COUNTY	5	3	2	5	2	-	1	1	-	-
WYOMING COUNTY	531	238	293	531	293	-	141	67	36	16
YATES COUNTY	2	2	-	2	-	-	-	-	2	2
* - COUNTY OR COUNTIES SPONSORING THIS COLLEGE										
REST OF THE UNITED STATES	7	7	-	7	-	-	3	3	1	1
CONNECTICUT	2	2	-	2	-	-	2	2	-	-
MASSACHUSETTS	2	2	-	2	-	-	-	-	-	-
NEW JERSEY	1	1	-	1	-	-	-	-	-	-
TENNESSEE	1	1	-	1	-	-	-	-	1	1
WISCONSIN	1	1	-	1	-	-	1	1	-	-

575

576



FALL 1991 CREDIT COURSE STUDENTS BY PERMANENT RESIDENCE  
HERKIMER COUNTY COMMUNITY COLLEGE

PERMANENT RESIDENCE	ALL LEVELS			UNDERGRADUATE			GRADUATE			NEW UNDERGRADUATES FIRST TIME			TRANSFERS			
	TOTAL	FULL-TIME	PART-TIME	TOTAL	FULL-TIME	PART-TIME	TOTAL	FULL-TIME	PART-TIME	TOTAL	FULL-TIME	PART-TIME	TOTAL	FULL-TIME	PART-TIME	TOTAL
ALL STUDENTS	2320	1742	578	2320	1742	578	-	-	-	897	764	156	134			
UNITED STATES	2317	1739	578	2317	1739	578	-	-	-	895	762	156	134			
NEW YORK COUNTIES	2301	1724	577	2301	1724	577	-	-	-	892	760	152	130			
ALBANY COUNTY	36	34	2	36	34	2	-	-	-	15	14	6	6			
BRONX COUNTY	7	4	3	7	4	3	-	-	-	1	1	2	1			
BROOME COUNTY	17	16	1	17	16	1	-	-	-	11	11	1	1			
CATTARAUGUS COUNTY	1	1	-	1	1	-	-	-	-	4	4	2	2			
CAYUGA COUNTY	10	10	-	10	10	-	-	-	-	1	1	-	-			
CHAUTAQUA COUNTY	1	1	-	1	1	-	-	-	-	3	3	1	1			
CHEMUNG COUNTY	6	6	-	6	6	-	-	-	-	13	13	2	2			
CHENANGO COUNTY	31	29	2	31	29	2	-	-	-	1	1	-	-			
CLINTON COUNTY	1	1	-	1	1	-	-	-	-	2	2	1	1			
COLUMBIA COUNTY	7	7	-	7	7	-	-	-	-	5	5	2	2			
CORTLAND COUNTY	21	20	1	21	20	1	-	-	-	17	17	2	2			
DELAWARE COUNTY	27	26	1	27	26	1	-	-	-	4	4	3	3			
DUTCHESS COUNTY	9	9	-	9	9	-	-	-	-	10	10	1	1			
ERIE COUNTY	12	11	1	12	11	1	-	-	-	4	4	1	1			
ESSEX COUNTY	13	12	1	13	12	1	-	-	-	4	4	1	1			
FRANKLIN COUNTY	4	4	-	4	4	-	-	-	-	21	19	-	-			
FULTON COUNTY	36	30	6	36	30	6	-	-	-	3	3	1	1			
GENESSEE COUNTY	4	4	-	4	4	-	-	-	-	3	3	1	1			
GREENE COUNTY	1	1	-	1	1	-	-	-	-	3	3	1	1			
HAMILTON COUNTY	9	6	3	9	6	3	-	-	-	339	235	42	33			
* HERKIMER COUNTY	996	594	402	996	594	402	-	-	-	6	6	1	1			
JEFFERSON COUNTY	10	10	-	10	10	-	-	-	-	4	4	2	2			
KINGS COUNTY	9	8	1	9	8	1	-	-	-	19	19	-	-			
LEWIS COUNTY	30	29	1	30	29	1	-	-	-	1	1	2	2			
LIVINGSTON COUNTY	2	2	-	2	2	-	-	-	-	23	22	2	2			
MADISON COUNTY	49	46	3	49	46	3	-	-	-	37	35	9	7			
MONROE COUNTY	30	30	-	30	30	-	-	-	-	5	5	1	1			
MONTGOMERY COUNTY	93	73	20	93	73	20	-	-	-	6	6	1	1			
NASSAU COUNTY	11	10	1	11	10	1	-	-	-	2	2	-	-			
NASSAU COUNTY (MANHATTAN)	8	7	1	8	7	1	-	-	-	2	2	2	2			
NIAGARA COUNTY	2	2	-	2	2	-	-	-	-	117	107	40	32			
ONEIDA COUNTY	351	289	62	351	289	62	-	-	-	52	51	8	8			
ONONDAGA COUNTY	94	92	2	94	92	2	-	-	-	7	7	-	-			
ONTARIO COUNTY	11	11	-	11	11	-	-	-	-	1	1	-	-			
ORANGE COUNTY	2	2	-	2	2	-	-	-	-	1	1	-	-			
ORLEANS COUNTY	2	2	-	2	2	-	-	-	-	1	1	-	-			





FALL 1991 CREDIT COURSE STUDENTS BY PERMANENT RESIDENCE  
HERKIMER COUNTY COMMUNITY COLLEGE

PERMANENT RESIDENCE	ALL LEVELS			UNDERGRADUATE			GRADUATE			NEW UNDERGRADUATES FIRST TIME			TRANSFERS				
	TOTAL	FULL-TIME	PART-TIME	TOTAL	FULL-TIME	PART-TIME	TOTAL	FULL-TIME	PART-TIME	TOTAL	FULL-TIME	PART-TIME	TOTAL	FULL-TIME	PART-TIME	TOTAL	
OSWEGO COUNTY	33	30	3	33	30	3	-	-	-	-	-	-	13	-	-	3	2
OTSEGO COUNTY	112	63	49	112	63	49	-	-	-	-	-	-	40	32	-	3	2
PUTNAM COUNTY	8	8	-	8	8	-	-	-	-	-	-	-	4	4	-	-	-
QUEENS COUNTY	9	8	1	9	8	1	-	-	-	-	-	-	2	2	-	2	2
RENSELAEER COUNTY	6	5	1	6	5	1	-	-	-	-	-	-	2	2	-	-	-
RICHMOND(STATEN ISLAND)	2	2	-	2	2	-	-	-	-	-	-	-	2	2	-	-	-
ROCKLAND COUNTY	1	1	-	1	1	-	-	-	-	-	-	-	1	1	-	-	-
ST. LAWRENCE COUNTY	39	36	3	39	36	3	-	-	-	-	-	-	17	16	-	2	2
SARATOGA COUNTY	19	17	2	19	17	2	-	-	-	-	-	-	13	11	-	-	-
SCHENECTADY COUNTY	19	17	2	19	17	2	-	-	-	-	-	-	6	6	-	1	1
SCHOHARIE COUNTY	6	6	-	6	6	-	-	-	-	-	-	-	3	3	-	1	1
SCHUYLER COUNTY	1	1	-	1	1	-	-	-	-	-	-	-	1	1	-	-	-
SENECA COUNTY	9	9	-	9	9	-	-	-	-	-	-	-	5	5	-	1	1
STEUBEN COUNTY	3	2	1	3	2	1	-	-	-	-	-	-	-	-	-	-	-
SUFFOLK COUNTY	10	10	-	10	10	-	-	-	-	-	-	-	5	5	-	1	1
SULLIVAN COUNTY	1	1	-	1	1	-	-	-	-	-	-	-	1	1	-	-	-
TIOGA COUNTY	8	8	-	8	8	-	-	-	-	-	-	-	6	6	-	1	1
TOMPKINS COUNTY	4	4	-	4	4	-	-	-	-	-	-	-	1	1	-	-	-
ULSTER COUNTY	5	5	-	5	5	-	-	-	-	-	-	-	1	1	-	2	2
WARREN COUNTY	7	6	1	7	6	1	-	-	-	-	-	-	3	3	-	2	2
WASHINGTON COUNTY	7	7	-	7	7	-	-	-	-	-	-	-	4	4	-	2	2
WAYNE COUNTY	18	18	-	18	18	-	-	-	-	-	-	-	5	5	-	1	1
WESTCHESTER COUNTY	11	11	-	11	11	-	-	-	-	-	-	-	5	5	-	-	-
WYOMING COUNTY	4	4	-	4	4	-	-	-	-	-	-	-	2	2	-	-	-
YATES COUNTY	6	6	-	6	6	-	-	-	-	-	-	-	4	4	-	-	-
REST OF THE UNITED STATES	16	15	1	16	15	1	-	-	-	-	-	-	3	2	-	4	4
CONNECTICUT	1	1	-	1	1	-	-	-	-	-	-	-	-	-	-	-	-
FLORIDA	1	1	-	1	1	-	-	-	-	-	-	-	-	-	-	-	-
INDIANA	1	1	-	1	1	-	-	-	-	-	-	-	-	-	-	-	-
MAINE	1	1	-	1	1	-	-	-	-	-	-	-	-	-	-	-	-
NEBRASKA	1	1	-	1	1	-	-	-	-	-	-	-	-	-	-	-	-
NEW HAMPSHIRE	1	1	-	1	1	-	-	-	-	-	-	-	-	-	-	-	-
NEW JERSEY	3	3	-	3	3	-	-	-	-	-	-	-	1	1	-	2	2
OREGON	1	1	-	1	1	-	-	-	-	-	-	-	1	1	-	1	1
PENNSYLVANIA	1	1	-	1	1	-	-	-	-	-	-	-	1	1	-	-	-
UTAH	1	1	-	1	1	-	-	-	-	-	-	-	-	-	-	-	-
VERMONT	4	3	1	4	3	1	-	-	-	-	-	-	1	-	-	1	1
FOREIGN COUNTRIES	3	3	-	3	3	-	-	-	-	-	-	-	2	2	-	-	-

\* - COUNTY OR COUNTIES SPONSORING THIS COLLEGE

FALL 1991 CREDIT COURSE STUDENTS BY PERMANENT RESIDENCE  
HERKIMER COUNTY COMMUNITY COLLEGE

PERMANENT RESIDENCE	ALL LEVELS		UNDERGRADUATE		GRADUATE		NEW UNDERGRADUATES FIRST TIME		TRANSFERS		
	TOTAL	FULL-TIME	PART-TIME	TOTAL	FULL-TIME	PART-TIME	TOTAL	FULL-TIME	TOTAL	FULL-TIME	
EUROPE	2	2	-	2	2	-	-	1	1	-	-
NETHERLANDS	1	1	-	1	1	-	-	1	1	-	-
UNITED KINGDOM	1	1	-	1	1	-	-	-	-	-	-
AFRICA	1	1	-	1	1	-	-	1	1	-	-
KENYA	1	1	-	1	1	-	-	1	1	-	-

581

582

FALL 1991 CREDIT COURSE STUDENTS BY PERMANENT RESIDENCE  
HUDSON VALLEY COMMUNITY COLLEGE

PERMANENT RESIDENCE	ALL LEVELS			UNDERGRADUATE			GRADUATE			NEW UNDERGRADUATES TRANSFERS			
	TOTAL	FULL-TIME	PART-TIME	TOTAL	FULL-TIME	PART-TIME	TOTAL	FULL-TIME	PART-TIME	TOTAL	FULL-TIME	TOTAL	FULL-TIME
ALL STUDENTS	9568	5323	4245	9568	5323	4245	-	-	-	2991	1913	669	443
UNITED STATES	9504	5268	4236	9504	5268	4236	-	-	-	2979	1903	658	434
NEW YORK COUNTIES	9335	5147	4188	9335	5147	4188	-	-	-	2917	1856	618	412
ALBANY COUNTY	3223	1720	1503	3223	1720	1503	-	-	-	971	584	216	141
ALLEGANY COUNTY	2	2	-	2	2	-	-	-	-	1	1	-	-
BRONX COUNTY	38	29	9	38	29	9	-	-	-	16	13	4	3
BROOME COUNTY	9	8	1	9	8	1	-	-	-	6	5	-	-
CAYUGA COUNTY	2	1	1	2	1	1	-	-	-	1	1	1	-
CHAUTAQUA COUNTY	5	3	2	5	3	2	-	-	-	2	1	-	-
CHEMUNG COUNTY	2	2	-	2	2	-	-	-	-	1	1	1	1
CHENANGO COUNTY	11	9	2	11	9	2	-	-	-	5	4	2	1
CLINTON COUNTY	13	10	3	13	10	3	-	-	-	5	4	-	-
COLUMBIA COUNTY	274	163	111	274	163	111	-	-	-	91	63	10	6
CORTLAND COUNTY	4	3	1	4	3	1	-	-	-	1	1	1	1
DELAWARE COUNTY	4	3	1	4	3	1	-	-	-	2	1	-	-
DUTCHESS COUNTY	23	17	6	23	17	6	-	-	-	8	8	2	1
ERIE COUNTY	21	16	5	21	16	5	-	-	-	10	9	3	1
ESSEX COUNTY	26	23	3	26	23	3	-	-	-	13	13	2	2
FRANKLIN COUNTY	9	9	-	9	9	-	-	-	-	3	3	1	1
FULTON COUNTY	29	21	8	29	21	8	-	-	-	10	8	4	4
GREENE COUNTY	84	53	31	84	53	31	-	-	-	37	23	10	6
HAMILTON COUNTY	2	2	-	2	2	-	-	-	-	1	1	-	-
HERKIMER COUNTY	5	4	1	5	4	1	-	-	-	1	-	1	1
JEFFERSON COUNTY	4	3	1	4	3	1	-	-	-	2	1	-	-
KINGS COUNTY	35	16	19	35	16	19	-	-	-	16	8	3	1
LEWIS COUNTY	1	1	-	1	1	-	-	-	-	-	-	-	-
MADISON COUNTY	2	2	-	2	2	-	-	-	-	2	2	-	-
MONROE COUNTY	8	5	3	8	5	3	-	-	-	5	4	-	-
MONTGOMERY COUNTY	52	31	21	52	31	21	-	-	-	20	14	7	4
NASSAU COUNTY	27	16	11	27	16	11	-	-	-	9	7	13	5
NEW YORK (MANHATTAN)	40	24	16	40	24	16	-	-	-	20	14	5	3
NIAGARA COUNTY	3	1	2	3	1	2	-	-	-	2	1	-	-
ONEIDA COUNTY	21	19	2	21	19	2	-	-	-	8	8	3	3
ONONDAGA COUNTY	21	17	4	21	17	4	-	-	-	10	8	4	3
ORANGE COUNTY	20	16	4	20	16	4	-	-	-	12	10	3	1
ORLEANS COUNTY	1	1	-	1	1	-	-	-	-	-	-	-	-
OSWEGO COUNTY	5	5	-	5	5	-	-	-	-	3	3	2	2
OTSEGO COUNTY	16	12	4	16	12	4	-	-	-	3	2	5	3
PUTNAM COUNTY	5	4	1	5	4	1	-	-	-	1	1	1	-

FALL 1991 CREDIT COURSE STUDENTS BY PERMANENT RESIDENCE  
HUDSON VALLEY COMMUNITY COLLEGE

PERMANENT RESIDENCE	ALL LEVELS			UNDERGRADUATE			GRADUATE			NEW UNDERGRADUATES FIRST TIME			TRANSFERS			
	TOTAL	FULL-TIME	PART-TIME	TOTAL	FULL-TIME	PART-TIME	TOTAL	FULL-TIME	PART-TIME	TOTAL	FULL-TIME	PART-TIME	TOTAL	FULL-TIME	PART-TIME	TOTAL
QUEENS COUNTY	31	17	14	31	17	14	31	17	14	-	-	-	11	8	2	1
* RENNELAER COUNTY	2911	1453	1458	2911	1453	1458	2911	1453	1458	-	-	-	931	524	110	65
RICHMOND (STATEN ISLAND)	8	3	5	8	3	5	8	3	5	-	-	-	5	2	-	-
ROCKLAND COUNTY	7	5	2	7	5	2	7	5	2	-	-	-	1	1	1	1
ST. LAWRENCE COUNTY	10	10	-	10	10	-	10	10	-	-	-	-	5	5	-	-
SARATOGA COUNTY	1360	714	646	1360	714	646	1360	714	646	-	-	-	424	243	98	63
SCHENECTADY COUNTY	661	449	212	661	449	212	661	449	212	-	-	-	216	150	60	48
SCHOHARIE COUNTY	40	31	9	40	31	9	40	31	9	-	-	-	13	10	6	6
SCHUYLER COUNTY	1	1	-	1	1	-	1	1	-	-	-	-	1	1	-	-
SENECA COUNTY	5	4	1	5	4	1	5	4	1	-	-	-	3	3	-	-
SUFFOLK COUNTY	34	26	8	34	26	8	34	26	8	-	-	-	11	10	8	7
SULLIVAN COUNTY	3	2	1	3	2	1	3	2	1	-	-	-	1	1	-	-
TOMPKINS COUNTY	5	4	1	5	4	1	5	4	1	-	-	-	2	1	1	1
ULSTER COUNTY	56	46	10	56	46	10	56	46	10	-	-	-	23	18	7	6
WARREN COUNTY	42	32	10	42	32	10	42	32	10	-	-	-	24	16	9	9
WASHINGTON COUNTY	73	46	27	73	46	27	73	46	27	-	-	-	31	24	7	5
WAYNE COUNTY	8	7	1	8	7	1	8	7	1	-	-	-	5	4	1	1
WESTCHESTER COUNTY	30	24	6	30	24	6	30	24	6	-	-	-	12	8	4	4
WYOMING COUNTY	1	1	-	1	1	-	1	1	-	-	-	-	-	-	1	1
YATES COUNTY	2	1	1	2	1	1	2	1	1	-	-	-	-	-	-	-

\* - COUNTY OR COUNTIES SPONSORING THIS COLLEGE

REST OF THE UNITED STATES	169	121	48	169	121	48	169	121	48	-	-	-	62	47	40	22
CALIFORNIA	1	1	-	1	1	-	1	1	-	-	-	-	1	1	-	-
CONNECTICUT	10	9	1	10	9	1	10	9	1	-	-	-	5	4	-	-
DELAWARE	1	1	-	1	1	-	1	1	-	-	-	-	1	1	-	-
DISTRICT OF COLUMBIA	1	1	-	1	1	-	1	1	-	-	-	-	-	-	1	1
FLORIDA	3	3	-	3	3	-	3	3	-	-	-	-	2	2	1	1
ILLINOIS	2	2	-	2	2	-	2	2	-	-	-	-	1	1	1	1
LOUISIANA	2	1	1	2	1	1	2	1	1	-	-	-	1	1	1	-
MAINE	2	2	-	2	2	-	2	2	-	-	-	-	2	2	-	-
MARYLAND	3	2	1	3	2	1	3	2	1	-	-	-	1	1	1	-
MASSACHUSETTS	68	48	20	68	48	20	68	48	20	-	-	-	21	14	21	11
NEW HAMPSHIRE	5	5	-	5	5	-	5	5	-	-	-	-	1	1	-	-
NEW JERSEY	15	11	4	15	11	4	15	11	4	-	-	-	7	6	5	3
OHIO	1	1	-	1	1	-	1	1	-	-	-	-	-	-	-	-
PENNSYLVANIA	13	10	3	13	10	3	13	10	3	-	-	-	8	6	1	-
TEXAS	2	-	2	2	-	2	2	-	2	-	-	-	1	1	-	-
VERMONT	38	21	17	38	21	17	38	21	17	-	-	-	10	6	7	5
VIRGINIA	2	1	1	2	1	1	2	1	1	-	-	-	-	-	1	-
FOREIGN COUNTRIES	64	55	9	64	55	9	64	55	9	-	-	-	12	10	11	9



FALL 1991 CREDIT COURSE STUDENTS BY PERMANENT RESIDENCE  
HUDSON VALLEY COMMUNITY COLLEGE

PERMANENT RESIDENCE	ALL LEVELS			UNDERGRADUATE			GRADUATE			NEW UNDERGRADUATES TRANSFERS		
	TOTAL	FULL-TIME	PART-TIME	TOTAL	FULL-TIME	PART-TIME	TOTAL	FULL-TIME	PART-TIME	TOTAL	FULL-TIME	TOTAL
FAR EAST	18	14	4	18	14	4	-	-	-	3	3	2
REPUBLIC OF CHINA	6	3	3	6	3	3	-	-	-	1	1	2
INDIA	2	2	-	2	2	-	-	-	-	-	-	-
INDONESIA	2	2	-	2	2	-	-	-	-	1	1	-
JAPAN	7	6	1	7	6	1	-	-	-	-	-	-
THAILAND	1	1	-	1	1	-	-	-	-	1	1	-
NEAR AND MIDDLE EAST	9	8	1	9	8	1	-	-	-	1	-	2
IRAN	3	3	-	3	3	-	-	-	-	-	-	1
ISRAEL	2	2	-	2	2	-	-	-	-	-	-	-
PAKISTAN	3	2	1	3	2	1	-	-	-	1	-	-
TURKEY	1	1	-	1	1	-	-	-	-	-	-	1
EUROPE	8	8	-	8	8	-	-	-	-	-	-	2
FRANCE	1	1	-	1	1	-	-	-	-	-	-	-
GREECE	3	3	-	3	3	-	-	-	-	-	-	1
IRELAND	1	1	-	1	1	-	-	-	-	-	-	-
ITALY	1	1	-	1	1	-	-	-	-	-	-	-
SPAIN	2	2	-	2	2	-	-	-	-	-	-	1
AFRICA	13	12	1	13	12	1	-	-	-	5	4	-
CAMERDON	2	2	-	2	2	-	-	-	-	1	1	-
ETHIOPIA	1	1	-	1	1	-	-	-	-	-	-	-
GAMBIA	1	1	-	1	1	-	-	-	-	1	1	-
GHANA	1	1	-	1	1	-	-	-	-	1	1	-
NIGERIA	1	1	-	1	1	-	-	-	-	1	1	-
SENEGAL	1	1	-	1	1	-	-	-	-	-	-	-
SUDAN	1	1	-	1	1	-	-	-	-	-	-	-
UGANDA	4	3	1	4	3	1	-	-	-	2	1	-
ZAIRE	1	1	-	1	1	-	-	-	-	-	-	-
CENTRAL AMERICA	3	3	-	3	3	-	-	-	-	-	-	-
EL SALVADOR	2	2	-	2	2	-	-	-	-	-	-	-
PANAMA	1	1	-	1	1	-	-	-	-	-	-	-
SOUTH AMERICA	2	2	-	2	2	-	-	-	-	2	2	-
BRAZIL	2	2	-	2	2	-	-	-	-	2	2	-
NORTH AMERICA	7	7	-	7	7	-	-	-	-	1	1	4
CANADA	7	7	-	7	7	-	-	-	-	1	1	4



FALL 1991 CREDIT COURSE STUDENTS BY PERMANENT RESIDENCE  
HUDSON VALLEY COMMUNITY COLLEGE

PERMANENT RESIDENCE	ALL LEVELS		UNDERGRADUATE		GRADUATE		NEW UNDERGRADUATES FIRST TIME		TRANSFERS		
	TOTAL	FULL-TIME	PART-TIME	TOTAL	FULL-TIME	PART-TIME	TOTAL	FULL-TIME	TOTAL	FULL-TIME	
FOREIGN RESIDENCE UNKNOWN	4	1	3	4	1	3	-	-	-	1	1
FOREIGN COUNTRY UNKNOWN	4	1	3	4	1	3	-	-	-	1	1

589

590

FALL 1991 CREDIT COURSE STUDENTS BY PERMANENT RESIDENCE  
JAMESTOWN COMMUNITY COLLEGE

PERMANENT RESIDENCE	ALL LEVELS		UNDERGRADUATE		GRADUATE		NEW UNDERGRADUATES				
	TOTAL	FULL-TIME	TOTAL	PART-TIME	TOTAL	PART-TIME	TOTAL	FULL-TIME	TOTAL	FULL-TIME	
											FULL-TIME
ALL STUDENTS	4423	2188	4423	2188	2235	-	-	1325	821	185	98
UNITED STATES	4406	2180	4406	2180	2226	-	-	1322	818	185	98
NEW YORK COUNTIES	4049	2064	4049	2064	1985	-	-	1223	776	163	88
ALLEGANY COUNTY	242	138	242	138	104	-	-	80	54	15	10
BROOME COUNTY	1	1	1	1	-	-	1	1	1	-	-
CATTARAUGUS COUNTY	1970	1030	1970	1030	940	-	-	552	372	63	37
* CHAUTAUQUA COUNTY	1677	816	1677	816	861	-	-	490	304	59	24
CHEMUNG COUNTY	1	1	1	1	-	-	1	1	1	-	-
ERIE COUNTY	41	27	41	27	14	-	-	16	11	8	6
KINGS COUNTY	1	-	1	-	1	-	-	1	-	-	-
MONROE COUNTY	10	9	10	9	1	-	-	8	1	1	1
NIAGARA COUNTY	1	1	1	1	-	-	-	-	-	-	-
ONONDAGA COUNTY	1	1	1	1	-	-	-	-	-	-	-
ORLEANS COUNTY	1	1	1	1	-	-	-	1	-	-	-
OTSEGO COUNTY	2	2	2	2	-	-	-	1	1	1	1
STEUBEN COUNTY	5	4	5	4	1	-	-	5	4	-	-
SUFFOLK COUNTY	1	1	1	1	-	-	-	1	-	-	-
WYOMING COUNTY	6	6	6	6	-	-	-	2	2	-	-
COUNTY UNKNOWN	89	27	89	27	62	-	-	65	18	15	8
* - SPONSORED BY THE CITY OF JAMESTOWN (LOCATED IN CHAUTAUQUA COUNTY)											
REST OF THE UNITED STATES	357	116	357	116	241	-	-	99	42	22	10
FLORIDA	1	1	1	1	-	-	-	1	1	-	-
PENNSYLVANIA	356	115	356	115	241	-	-	98	41	22	10
FOREIGN COUNTRIES	17	8	17	8	9	-	-	3	3	-	-
FAR EAST	5	1	5	1	4	-	-	1	1	-	-
INDIA	2	1	2	1	1	-	-	1	1	-	-
MALAYSIA	1	-	1	-	-	-	-	-	-	-	-
PHILIPPINES	2	-	2	-	2	-	-	-	-	-	-
EUROPE	6	4	6	4	2	-	-	2	2	-	-
FEDERAL REP. OF GERMANY	1	-	1	-	1	-	-	-	-	-	-
IRELAND	1	1	1	1	-	-	-	-	-	-	-
SPAIN	1	1	1	1	-	-	-	-	-	-	-
SWEDEN	3	3	3	3	-	-	-	2	2	-	-

FALL 1991 CREDIT COURSE STUDENTS BY PERMANENT RESIDENCE  
JAMESTOWN COMMUNITY COLLEGE

PERMANENT RESIDENCE	ALL LEVELS			UNDERGRADUATE			GRADUATE			NEW UNDERGRADUATES FIRST TIME			TRANSFERS	
	TOTAL	FULL- TIME	PART- TIME	TOTAL	FULL- TIME	PART- TIME	TOTAL	FULL- TIME	PART- TIME	TOTAL	FULL- TIME	TOTAL	FULL- TIME	TOTAL
CARIBBEAN	1	-	1	1	-	1	-	-	-	-	-	-	-	-
CUBA	1	-	1	1	-	1	-	-	-	-	-	-	-	-
AFRICA	1	1	-	1	1	-	-	-	-	-	-	-	-	-
NIGERIA	1	1	-	1	1	-	-	-	-	-	-	-	-	-
OCEANIA	1	1	-	1	1	-	-	-	-	-	-	-	-	-
AUSTRALIA	1	1	-	1	1	-	-	-	-	-	-	-	-	-
NORTH AMERICA	3	1	2	3	1	2	-	-	-	-	-	-	-	-
CANADA	2	1	1	2	1	1	-	-	-	-	-	-	-	-
MEXICO	1	-	1	1	-	1	-	-	-	-	-	-	-	-

593

594



FALL 1991 CREDIT COURSE STUDENTS BY PERMANENT RESIDENCE  
JEFFERSON COMMUNITY COLLEGE

PERMANENT RESIDENCE	ALL LEVELS			UNDERGRADUATE			GRADUATE			NEW UNDERGRADUATES TRANSFERS			
	TOTAL	FULL-TIME	PART-TIME	TOTAL	FULL-TIME	PART-TIME	TOTAL	FULL-TIME	PART-TIME	TOTAL	FULL-TIME	TOTAL	
													FULL-TIME
ALL STUDENTS	2746	1370	1376	2746	1370	1376	-	-	-	767	482	344	108
UNITED STATES	2740	1365	1375	2740	1365	1375	-	-	-	764	479	343	107
NEW YORK COUNTIES	2736	1362	1374	2736	1362	1374	-	-	-	762	477	341	106
ALBANY COUNTY	1	1	-	1	1	-	-	-	-	-	-	-	-
BRONX COUNTY	5	5	-	5	5	-	-	-	-	2	2	2	2
BROOME COUNTY	1	1	-	1	1	-	-	-	-	-	-	1	1
CHENANGO COUNTY	3	3	-	3	3	-	-	-	-	3	3	-	-
COLUMBIA COUNTY	1	1	-	1	1	-	-	-	-	-	-	-	-
ERIE COUNTY	1	1	-	1	1	-	-	-	-	-	-	-	-
GREENE COUNTY	1	1	-	1	1	-	-	-	-	1	1	-	-
HERKIMER COUNTY	3	2	1	3	2	1	-	-	-	1	1	1	-
JEFFERSON COUNTY	2279	1079	1200	2279	1079	1200	-	-	-	617	359	273	71
* KINGS COUNTY	13	12	1	13	12	1	-	-	-	6	6	1	1
LEWIS COUNTY	218	105	113	218	105	113	-	-	-	65	43	21	9
MONROE COUNTY	3	3	-	3	3	-	-	-	-	1	1	1	1
NASSAU COUNTY	3	3	-	3	3	-	-	-	-	-	-	3	3
NEW YORK (MANHATTAN)	19	19	-	19	19	-	-	-	-	7	7	4	4
NIAGARA COUNTY	1	1	-	1	1	-	-	-	-	-	-	1	1
ONEIDA COUNTY	5	5	-	5	5	-	-	-	-	1	1	2	2
ONONDAGA COUNTY	7	7	-	7	7	-	-	-	-	3	3	1	1
ORANGE COUNTY	2	2	-	2	2	-	-	-	-	1	1	-	-
OSWEGO COUNTY	99	65	34	99	65	34	-	-	-	30	28	15	7
OTSEGO COUNTY	1	1	-	1	1	-	-	-	-	1	1	-	-
PUTNAM COUNTY	1	1	-	1	1	-	-	-	-	1	1	-	-
QUEENS COUNTY	8	8	-	8	8	-	-	-	-	3	3	-	-
RICHMOND (STATEN ISLAND)	1	1	-	1	1	-	-	-	-	-	-	-	-
ST. LAWRENCE COUNTY	54	29	25	54	29	25	-	-	-	16	13	15	3
SCHENECTADY COUNTY	1	1	-	1	1	-	-	-	-	-	-	-	-
SUFFOLK COUNTY	3	3	-	3	3	-	-	-	-	2	2	-	-
TOMPKINS COUNTY	2	2	-	2	2	-	-	-	-	1	1	-	-
* - COUNTY OR COUNTIES SPONSORING THIS COLLEGE	4	3	1	4	3	1	-	-	-	2	2	2	1
REST OF THE UNITED STATES	1	1	-	1	1	-	-	-	-	1	1	-	-
FLORIDA	1	-	-	1	-	-	-	-	-	-	-	-	-
MAINE	1	-	-	1	-	-	-	-	-	-	-	-	-
MARYLAND	1	1	-	1	1	-	-	-	-	1	1	-	-
MICHIGAN	1	1	-	1	1	-	-	-	-	-	-	-	-

FALL 1991 CREDIT COURSE STUDENT'S BY PERMANENT RESIDENCE  
JEFFERSON COMMUNITY COLLEGE

PERMANENT RESIDENCE	ALL LEVELS		UNDERGRADUATE		GRADUATE		NEW UNDERGRADUATES FIRST TIME		TRANSFERS	
	TOTAL	FULL-TIME	TOTAL	FULL-TIME	TOTAL	FULL-TIME	TOTAL	FULL-TIME	TOTAL	FULL-TIME
FOREIGN COUNTRIES	5	5	5	5	-	-	3	3	1	1
NEAR AND MIDDLE EAST	1	1	1	1	-	-	-	-	1	1
PAKISTAN	1	1	1	1	-	-	-	-	1	1
NORTH AMERICA	4	4	4	4	-	-	3	3	-	-
CANADA	3	3	3	3	-	-	2	2	-	-
MEXICO	1	1	1	1	-	-	1	1	-	-
RESIDENCE UNKNOWN	1	-	1	-	1	-	-	-	-	-
RESIDENCE UNSPECIFIED	1	-	1	-	1	-	-	-	-	-

597

598

FALL 1991 CREDIT COURSE STUDENTS BY PERMANENT RESIDENCE  
 MOHAWK VALLEY COMMUNITY COLLEGE

PERMANENT RESIDENCE	ALL LEVELS		UNDERGRADUATE		GRADUATE		NEW UNDERGRADUATES TRANSFERS		
	TOTAL	FULL-TIME	PART-TIME	TOTAL	FULL-TIME	PART-TIME	TOTAL	FULL-TIME	
ALL STUDENTS	6389	3651	2738	6389	3651	2738	1682	1064	183
UNITED STATES	6333	3598	2735	6333	3598	2735	1667	1050	173
NEW YORK COUNTIES	6292	3559	2733	6292	3559	2733	1653	1037	168
ALBANY COUNTY	14	12	2	14	12	2	7	6	1
ALLEGANY COUNTY	3	2	1	3	2	1	3	2	-
BRONX COUNTY	40	31	9	40	31	9	15	11	3
BROOME COUNTY	15	12	3	15	12	3	5	4	2
CATTARAUGUS COUNTY	5	5	-	5	5	-	3	3	1
CAYUGA COUNTY	9	8	1	9	8	1	3	3	2
CHAUTAUQUA COUNTY	1	1	-	1	1	-	-	-	-
CHEMUNG COUNTY	15	13	2	15	13	2	5	4	1
CHEMUNGO COUNTY	44	40	4	44	40	4	16	15	6
CLINTON COUNTY	8	8	-	8	8	-	3	3	-
COLUMBIA COUNTY	2	2	-	2	2	-	-	-	-
CORTLAND COUNTY	21	20	1	21	20	1	10	9	-
DELAWARE COUNTY	18	17	1	18	17	1	10	9	1
DUTCHESS COUNTY	8	6	2	8	6	2	2	2	1
ERIE COUNTY	18	16	2	18	16	2	4	4	4
ESSEX COUNTY	5	4	1	5	4	1	3	2	-
FRANKLIN COUNTY	9	8	1	9	8	1	8	7	-
FULTON COUNTY	15	7	8	15	7	8	5	1	-
GENESEE COUNTY	8	8	-	8	8	-	5	5	-
GREENE COUNTY	3	3	-	3	3	-	1	1	1
HAMILTON COUNTY	5	3	2	5	3	2	1	-	-
HERKIMER COUNTY	465	283	182	465	283	182	137	92	24
JEFFERSON COUNTY	14	12	2	14	12	2	5	5	13
KINGS COUNTY	35	26	9	35	26	9	15	12	4
LEWIS COUNTY	75	50	25	75	50	25	26	21	2
LIVINGSTON COUNTY	2	2	-	2	2	-	1	1	-
MADISON COUNTY	164	96	68	164	96	68	40	33	7
MONROE COUNTY	21	20	1	21	20	1	8	8	1
MONTGOMERY COUNTY	28	23	5	28	23	5	11	10	2
NASSAU COUNTY	15	10	5	15	10	5	8	6	-
NEW YORK (MANHATTAN)	27	23	4	27	23	4	14	11	-
NIAGARA COUNTY	5	4	1	5	4	1	3	3	-
* ONEIDA COUNTY	4718	2407	2311	4718	2407	2311	1084	582	153
ONONDAGA COUNTY	78	68	10	78	68	10	34	29	1
ONTARIO COUNTY	9	8	1	9	8	1	8	2	1
ORANGE COUNTY	13	9	4	13	9	4	9	7	-

599



FALL 1991 CREDIT COURSE STUDENTS BY PERMANENT RESIDENCE  
MOHAWK VALLEY COMMUNITY COLLEGE

PERMANENT RESIDENCE	ALL LEVELS		UNDERGRADUATE		GRADUATE		NEW UNDERGRADUATES FIRST TIME		NEW UNDERGRADUATES TRANSFERS	
	TOTAL	FULL-TIME	PART-TIME	TOTAL	FULL-TIME	PART-TIME	TOTAL	FULL-TIME	TOTAL	FULL-TIME
OSWEGO COUNTY	49	44	5	49	44	5	20	20	3	3
PUTNAM COUNTY	84	50	34	84	50	34	24	14	2	2
QUEENS COUNTY	35	30	5	35	30	5	12	10	2	2
RENSSELAER COUNTY	5	4	1	5	4	1	3	2	2	2
RICHMOND(STATEN ISLAND)	4	4	-	4	4	-	3	3	-	-
ROCKLAND COUNTY	3	2	1	3	2	1	1	-	-	-
ST. LAWRENCE COUNTY	29	26	3	29	26	3	10	10	2	2
SARATOGA COUNTY	27	24	3	27	24	3	12	11	2	2
SCHECTADY COUNTY	17	16	1	17	16	1	12	11	2	2
SCHUYLER COUNTY	1	1	-	1	1	-	1	1	-	-
STEUEREN COUNTY	7	7	-	7	7	-	2	2	2	2
SUFFOLK COUNTY	19	16	3	19	16	3	11	8	1	1
SULLIVAN COUNTY	2	2	-	2	2	-	1	1	-	-
TIOGA COUNTY	3	3	-	3	3	-	3	3	-	-
TOMPKINS COUNTY	6	4	2	6	4	2	4	2	-	-
ULSTER COUNTY	2	1	1	2	1	1	1	1	1	1
WARREN COUNTY	5	4	1	5	4	1	1	-	-	-
WASHINGTON COUNTY	8	8	-	8	8	-	4	4	-	-
WAYNE COUNTY	24	24	-	24	24	-	10	10	3	3
WESTCHESTER COUNTY	22	18	4	22	18	4	10	9	3	3
WYOMING COUNTY	1	1	-	1	1	-	-	-	-	-
YATES COUNTY	1	-	1	1	-	1	-	-	-	-
* - COUNTY OR COUNTIES SPONSORING THIS COLLEGE										
REST OF THE UNITED STATES	41	39	2	41	39	2	14	13	5	5
COLORADO	1	1	-	1	1	-	-	-	1	1
CONNECTICUT	3	3	-	3	3	-	2	2	-	-
FLORIDA	2	1	1	2	1	1	-	-	-	-
KENTUCKY	1	1	-	1	1	-	-	-	-	-
KENTUCKY	2	2	-	2	2	-	-	-	2	2
MAINE	1	1	-	1	1	-	1	1	-	-
MARYLAND	1	1	-	1	1	-	-	-	-	-
MASSACHUSETTS	2	2	-	2	2	-	1	1	-	-
NEW HAMPSHIRE	1	1	-	1	1	-	-	-	-	-
NEW JERSEY	6	6	-	6	6	-	2	2	1	1
NEW MEXICO	1	1	-	1	1	-	-	-	-	-
NEW MEXICO	1	1	-	1	1	-	-	-	-	-
OHIO	1	1	-	1	1	-	-	-	-	-
OREGON	1	1	-	1	1	-	-	-	-	-
PENNSYLVANIA	9	9	-	9	9	-	5	5	-	-
VERMONT	7	7	-	7	7	-	2	2	-	-
VIRGINIA	2	1	1	2	1	1	1	1	1	1
WEST VIRGINIA	1	1	-	1	1	-	-	-	-	-

FALL 1991 CREDIT COURSE STUDENTS BY PERMANENT RESIDENCE  
 MOHAWK VALLEY COMMUNITY COLLEGE

PERMANENT RESIDENCE	ALL LEVELS		UNDERGRADUATE		GRADUATE		NEW UNDERGRADUATES FIRST TIME		TRANSFERS
	TOTAL	FULL-TIME	PART-TIME	TOTAL	FULL-TIME	PART-TIME	TOTAL	FULL-TIME	
FOREIGN COUNTRIES	47	47	-	47	47	-	-	12	9
FAR EAST	30	30	-	30	30	-	-	7	7
PEOPLES REPUB. OF CHINA	3	3	-	3	3	-	-	-	2
REPUBLIC OF CHINA	2	2	-	2	2	-	-	1	-
JAPAN	22	22	-	22	22	-	-	5	5
MALAYSIA	1	1	-	1	1	-	-	-	-
VIET-NAM	2	2	-	2	2	-	-	1	-
NEAR AND MIDDLE EAST	2	2	-	2	2	-	-	1	-
LEBANON	1	1	-	1	1	-	-	-	-
SYRIA	1	1	-	1	1	-	-	1	-
EUROPE	9	9	-	9	9	-	-	4	1
CZECHOSLOVAKIA	1	1	-	1	1	-	-	-	-
FEDERAL REP. OF GERMANY	1	1	-	1	1	-	-	-	1
SPAIN	2	2	-	2	2	-	-	1	1
SOVIET SOCIALIST REPUB.	5	5	-	5	5	-	-	3	-
CARIBBEAN	3	3	-	3	3	-	-	-	1
BARBADOS	1	1	-	1	1	-	-	-	-
DOMINICAN REPUBLIC	1	1	-	1	1	-	-	-	1
NETHERLANDS ANTILLES	1	1	-	1	1	-	-	-	-
SOUTH AMERICA	1	1	-	1	1	-	-	-	-
COLOMBIA	1	1	-	1	1	-	-	-	-
NORTH AMERICA	2	2	-	2	2	-	-	-	-
MEXICO	2	2	-	2	2	-	-	-	-
RESIDENCE UNKNOWN	9	6	3	9	6	3	-	3	2
RESIDENCE UNSPECIFIED	9	6	3	9	6	3	-	3	2

603

604



FALL 1991 CREDIT COURSE STUDENTS BY PERMANENT RESIDENCE  
MONROE COMMUNITY COLLEGE

PERMANENT RESIDENCE	ALL LEVELS		UNDERGRADUATE		GRADUATE		NEW UNDERGRADUATES FIRST TIME		TRANSFERS		
	TOTAL	FULL-TIME	PART-TIME	TOTAL	FULL-TIME	PART-TIME	TOTAL	FULL-TIME			
										TOTAL	FULL-TIME
ALL STUDENTS	13406	6719	6687	13406	6719	6687	-	3244	1963	593	433
UNITED STATES	13266	6621	6645	13266	6621	6645	-	3218	1949	573	417
NEW YORK COUNTIES	13266	6621	6645	13266	6621	6645	-	3218	1949	573	417
ALBANY COUNTY	4	2	2	4	2	2	-	1	-	2	1
ALLEGANY COUNTY	10	6	4	10	6	4	-	3	3	-	-
BRONX COUNTY	2	2	-	2	2	-	-	-	-	2	2
BROOME COUNTY	9	8	1	9	8	1	-	1	1	3	3
CATTARAUGUS COUNTY	1	1	-	1	1	-	-	-	-	-	-
CAYUGA COUNTY	6	4	2	6	4	2	-	3	3	1	1
CHAUTAUQUA COUNTY	6	6	-	6	6	-	-	-	-	5	5
CHEMUNG COUNTY	6	3	3	6	3	3	-	3	1	1	1
CHENANGO COUNTY	2	-	2	2	-	2	-	1	-	-	-
CLINTON COUNTY	2	2	-	2	2	-	-	1	1	-	-
COLUMBIA COUNTY	1	1	-	1	1	-	-	1	1	-	-
CORTLAND COUNTY	1	-	1	1	-	1	-	1	-	-	-
OUTCHESS COUNTY	2	2	-	2	2	-	-	-	-	-	-
ERIE COUNTY	26	21	5	26	21	5	-	12	10	4	4
ESSEX COUNTY	1	1	-	1	1	-	-	-	-	1	1
GENESEE COUNTY	66	33	33	66	33	33	-	18	12	4	4
HERKIMER COUNTY	1	-	1	1	-	1	-	-	-	-	-
JEFFERSON COUNTY	1	1	-	1	1	-	-	-	-	1	1
KINGS COUNTY	1	1	-	1	1	-	-	1	1	-	-
LIVINGSTON COUNTY	404	220	184	404	220	184	-	89	59	33	28
MADISON COUNTY	4	3	1	4	3	1	-	1	1	-	-
* MONROE COUNTY	11666	5775	5891	11666	5775	5891	-	2718	1665	440	303
NASSAU COUNTY	2	2	-	2	2	-	-	1	1	-	-
NEW YORK (MANHATTAN)	3	3	-	3	3	-	-	1	1	1	1
NIAGARA COUNTY	13	10	3	13	10	3	-	4	4	1	-
ONEIDA COUNTY	8	4	4	8	4	4	-	3	1	2	2
ONONDAGA COUNTY	23	19	4	23	19	4	-	5	3	11	10
ONTARIO COUNTY	219	132	87	219	132	87	-	74	52	13	12
ORLEANS COUNTY	75	31	44	75	31	44	-	18	8	5	4
OSWEGO COUNTY	15	12	3	15	12	3	-	9	7	3	3
OTSEGO COUNTY	5	5	-	5	5	-	-	2	2	-	-
QUEENS COUNTY	4	4	-	4	4	-	-	1	1	1	1
ST. LAWRENCE COUNTY	6	5	1	6	5	1	-	3	-	3	2
SARATOGA COUNTY	4	4	-	4	4	-	-	1	1	1	1
SCHENECTADY COUNTY	1	1	-	1	1	-	-	-	-	1	1
SCHUYLER COUNTY	2	2	-	2	2	-	-	1	1	1	1



FALL 1991 CREDIT COURSE STUDENTS BY PERMANENT RESIDENCE  
MONROE COMMUNITY COLLEGE

PERMANENT RESIDENCE	ALL LEVELS		UNDERGRADUATE		GRADUATE		NEW UNDERGRADUATES FIRST TIME		TRANSFERS	
	TOTAL	FULL-TIME	PART-TIME	TOTAL	FULL-TIME	PART-TIME	TOTAL	FULL-TIME	TOTAL	FULL-TIME
SENECA COUNTY	19	18	1	19	18	1	12	11	3	3
STEBEN COUNTY	29	23	6	29	23	6	9	7	3	3
SUFFOLK COUNTY	7	4	3	7	4	3	3	2	2	-
TIOGA COUNTY	2	2	2	2	-	2	2	-	-	-
TOMPKINS COUNTY	7	7	-	7	7	-	5	5	1	1
ULSTER COUNTY	1	1	-	1	1	-	1	1	-	-
WARREN COUNTY	1	-	1	1	-	1	1	1	-	-
WASHINGTON COUNTY	1	1	-	1	1	-	1	1	-	-
WAYNE COUNTY	461	214	247	461	214	247	114	74	17	11
WESTCHESTER COUNTY	1	-	1	1	-	1	1	-	-	-
WYOMING COUNTY	24	12	12	24	12	12	5	3	1	1
YATES COUNTY	10	8	2	10	8	2	4	2	5	5
COUNTY UNKNOWN	101	7	94	101	7	94	86	3	1	1
FOREIGN COUNTRIES	86	73	13	86	73	13	8	8	6	6
FAR EAST	34	29	5	34	29	5	4	4	4	4
BURMA	5	5	-	5	5	-	-	-	-	-
PEOPLES REPUB. OF CHINA	1	1	-	1	1	-	-	-	-	-
REPUBLIC OF CHINA	7	4	3	7	4	3	1	1	-	-
HONG KONG	3	3	-	3	3	-	1	1	1	1
INDONESIA	1	1	-	1	1	-	-	-	-	-
JAPAN	10	10	-	10	10	-	-	-	2	2
MALAYSIA	1	1	-	1	1	-	-	-	1	1
NEPAL	4	3	1	4	3	1	1	1	-	-
SRI LANKA	2	1	1	2	1	1	1	1	-	-
NEAR AND MIDDLE EAST	7	6	1	7	6	1	1	1	1	1
PAKISTAN	5	4	1	5	4	1	-	-	1	1
SAUDI ARABIA	1	1	-	1	1	-	1	1	-	-
TURKEY	1	1	-	1	1	-	-	-	-	-
EUROPE	16	15	1	16	15	1	1	1	-	-
FINLAND	1	1	-	1	1	-	-	-	-	-
FEDERAL REP. OF GERMANY	1	1	-	1	1	-	-	-	-	-
GREECE	1	1	-	1	1	-	-	-	-	-
ICELAND	1	1	-	1	1	-	-	-	-	-
IRELAND	1	1	-	1	1	-	-	-	-	-
ITALY	1	1	-	1	1	-	-	-	-	-
POLAND	4	3	1	4	3	1	-	-	-	-
SPAIN	3	3	-	3	3	-	-	-	-	-
UNITED KINGDOM	3	3	-	3	3	-	-	-	-	-

FALL 1991 CREDIT COURSE STUDENTS BY PERMANENT RESIDENCE  
MONROE COMMUNITY COLLEGE

PERMANENT RESIDENCE	ALL LEVELS		UNDERGRADUATE		GRADUATE		NEW UNDERGRADUATES FIRST TIME		TRANSFERES		
	TOTAL	FULL-TIME	PART-TIME	TOTAL	FULL-TIME	PART-TIME	TOTAL	FULL-TIME	TOTAL	FULL-TIME	
YUGOSLAVIA	1	1	-	1	-	-	-	1	-	-	-
CARIBBEAN	4	4	-	4	-	-	-	1	-	-	-
ANTIGUA	1	1	-	1	-	-	-	-	-	-	-
BAHAMAS	1	1	-	1	-	-	-	1	-	-	-
DOMINICA	1	1	-	1	-	-	-	-	-	-	-
JAMAICA	1	1	-	1	-	-	-	-	-	-	-
AFRICA	5	2	3	5	2	3	-	1	-	-	-
ETHIOPIA	2	1	1	2	1	1	-	-	-	-	-
LIBERIA	1	1	-	1	-	-	-	-	-	-	-
SOUTH AFRICA	2	1	1	2	1	1	-	1	-	-	-
SOUTH AMERICA	2	1	1	2	1	1	-	-	-	-	-
CHILE	1	-	1	1	-	1	-	-	-	-	-
VENEZUELA	1	1	-	1	-	-	-	-	-	-	-
OCEANIA	1	1	-	1	-	-	-	-	-	-	-
AUSTRALIA	1	1	-	1	-	-	-	-	-	-	-
NORTH AMERICA	17	15	2	17	15	2	-	-	-	1	1
CANADA	15	13	2	15	13	2	-	-	-	1	1
MEXICO	2	2	-	2	2	-	-	-	-	-	-
RESIDENCE UNKNOWN	54	25	29	54	25	29	-	18	6	14	10
RESIDENCE UNSPECIFIED	54	25	29	54	25	29	-	18	6	14	10

\* - COUNTY OR COUNTIES SPONSORING THIS COLLEGE

609

610



FALL 1991 CREDIT COURSE STUDENTS BY PERMANENT RESIDENCE  
 NASSAU COMMUNITY COLLEGE

PERMANENT RESIDENCE	ALL LEVELS		UNDERGRADUATE		GRADUATE		NEW UNDERGRADUATES FIRST TIME		TOTAL		
	FULL-TIME	PART-TIME	FULL-TIME	PART-TIME	FULL-TIME	PART-TIME	FULL-TIME	PART-TIME			
ALL STUDENTS	21552	10304	11248	11248	21552	10304	11248	5218	3616	2025	750
UNITED STATES	21292	10181	11111	11111	21292	10181	11111	5132	3572	1974	730
NEW YORK COUNTIES	21284	10175	11109	11109	21284	10175	11109	5127	3568	1971	728
BRONX COUNTY	23	13	10	10	23	13	10	9	6	2	-
BROOME COUNTY	1	1	1	1	1	1	1	1	-	-	-
COLUMBIA COUNTY	1	1	1	1	1	1	1	1	-	-	-
KINGS COUNTY	76	42	34	34	76	42	34	22	14	12	5
* NASSAU COUNTY	18339	8461	9878	9878	18339	8461	9878	4280	2942	1556	547
NEW YORK (MANHATTAN)	9	4	5	5	9	4	5	-	-	5	2
ORANGE COUNTY	2	1	1	1	2	1	1	1	1	-	-
QUEENS COUNTY	1283	751	532	532	1283	751	532	375	265	188	89
RICHMOND (STATEN ISLAND)	2	2	2	2	2	2	2	1	1	-	-
ROCKLAND COUNTY	2	2	-	-	2	2	-	1	1	-	-
SUFFOLK COUNTY	1532	897	635	635	1532	897	635	432	337	205	84
WESTCHESTER COUNTY	5	-	5	5	5	-	5	1	-	2	-
COUNTY UNKNOWN	9	3	6	6	9	3	6	4	2	-	-
* - COUNTY OR COUNTIES SPONSORING THIS COLLEGE											
REST OF THE UNITED STATES	8	6	2	2	8	6	2	5	4	3	2
CONNECTICUT	1	1	-	-	1	1	-	-	-	1	1
MASSACHUSETTS	2	2	-	-	2	2	-	2	2	-	-
NEVADA	1	-	1	1	1	-	1	-	-	1	-
NEW JERSEY	2	2	-	-	2	2	-	2	2	-	-
OHIO	1	1	-	-	1	1	-	-	-	1	1
PENNSYLVANIA	1	-	1	1	1	-	1	1	-	-	-
FOREIGN COUNTRIES	260	123	137	137	260	123	137	86	44	51	20
FAR EAST	45	24	21	21	45	24	21	10	5	13	7
PEOPLES REPUB. OF CHINA	3	2	1	1	3	2	1	2	2	-	-
REPUBLIC OF CHINA	1	-	1	1	1	-	1	-	-	-	-
HONG KONG	5	5	-	-	5	5	-	1	1	1	1
INDIA	7	1	6	6	7	1	6	1	1	2	2
INDONESIA	3	1	2	2	3	1	2	-	-	1	1
JAPAN	10	5	5	5	10	5	5	3	1	3	1
PEOPLES REPUB. OF KOREA	2	1	1	1	2	1	1	1	-	-	-



FALL 1991 CREDIT COURSE STUDENTS BY PERMANENT RESIDENCE  
 NASSAU COMMUNITY COLLEGE

PERMANENT RESIDENCE	ALL LEVELS		UNDERGRADUATE		GRADUATE		NEW UNDERGRADUATES FIRST TIME		TRANSFERS	
	TOTAL	FULL-TIME	PART-TIME	TOTAL	FULL-TIME	PART-TIME	TOTAL	FULL-TIME	TOTAL	FULL-TIME
REPUBLIC OF KOREA	3	3	-	3	-	-	-	-	2	-
NEPAL	1	1	-	1	-	-	-	-	-	1
PHILIPPINES	9	5	4	9	4	-	2	4	4	3
THAILAND	1	-	1	1	-	-	-	-	-	-
NEAR AND MIDDLE EAST	33	21	12	33	21	12	7	5	10	6
CYPRUS	5	5	-	5	5	-	1	1	2	2
IRAN	4	4	-	4	4	-	1	1	-	-
ISRAEL	11	5	6	11	5	6	2	2	5	2
JORDAN	1	1	-	1	1	-	-	-	-	-
LEBANON	2	1	1	2	1	1	-	-	-	-
PAKISTAN	7	4	3	7	4	3	2	1	3	2
TURKEY	3	1	2	3	1	2	1	-	-	-
EUROPE	43	16	27	43	16	27	14	4	12	3
BELGIUM	2	1	1	2	1	1	-	-	1	1
FINLAND	1	1	-	1	1	-	-	-	-	-
FRANCE	1	1	-	1	1	-	-	-	1	1
FEDERAL REP. OF GERMANY	5	-	5	5	-	5	-	-	2	-
GREECE	3	2	1	3	2	1	-	-	1	-
HUNGARY	1	1	-	1	1	-	-	-	-	-
IRELAND	4	2	2	4	2	2	2	1	1	1
ITALY	4	2	2	4	2	2	2	1	1	-
LIECHTENSTEIN	1	1	-	1	1	-	-	-	-	-
NETHERLANDS	1	-	1	1	-	1	-	-	-	-
NORWAY	1	1	-	1	1	-	-	-	1	-
POLAND	7	2	5	7	2	5	4	1	1	-
PORTUGAL	3	-	3	3	-	3	-	-	-	-
SPAIN	2	1	1	2	1	1	-	-	-	-
SWEDEN	2	-	2	2	-	2	2	-	-	-
SWITZERLAND	1	1	-	1	1	-	-	-	-	-
UNITED KINGDOM	3	1	2	3	1	2	1	1	2	-
YUGOSLAVIA	1	-	1	1	-	1	-	-	1	-
CARIBBEAN	59	29	30	59	29	30	19	10	9	3
DOMINICA	1	1	-	1	1	-	-	-	-	-
DOMINICAN REPUBLIC	1	-	1	1	-	1	-	-	1	-
GRENADA	2	1	1	2	1	1	-	-	-	-
HAITI	17	5	12	17	5	12	7	3	3	-
JAMAICA	25	16	9	25	16	9	8	5	5	3
NETHERLANDS ANTILLES	1	1	-	1	1	-	-	-	-	-
ST LUCIA	1	1	-	1	1	-	-	-	-	-



FALL 1991 CREDIT COURSE STUDENTS BY PERMANENT RESIDENCE  
 NASSAU COMMUNITY COLLEGE

PERMANENT RESIDENCE	ALL LEVELS		UNDERGRADUATE		GRADUATE		NEW UNDERGRADUATES FIRST TIME		TOTAL TRANSFERS
	TOTAL	FULL-TIME	PART-TIME	TOTAL	FULL-TIME	PART-TIME	TOTAL	FULL-TIME	
TRINIDAD-TOBAGO	11	4	7	11	4	7	3	1	-
AFRICA	5	1	4	5	1	4	2	1	1
MOROCCO	1	1	-	1	1	-	1	1	-
NIGERIA	2	-	2	2	-	2	1	-	1
SENEGAL	1	-	1	1	-	1	-	-	-
TANZANIA	1	-	1	1	-	1	-	-	-
CENTRAL AMERICA	18	7	11	18	7	11	11	4	1
COSTA RICA	3	-	3	3	-	3	2	-	-
EL SALVADOR	11	7	4	11	7	4	7	4	1
HONDURAS	2	-	2	2	-	2	2	-	-
NICARAGUA	1	-	1	1	-	1	-	-	-
PANAMA	1	-	1	1	-	1	-	-	-
SOUTH AMERICA	24	13	11	24	13	11	13	8	-
ARGENTINA	2	2	-	2	2	-	2	2	-
BRAZIL	4	2	2	4	2	2	2	1	-
CHILE	3	2	1	3	2	1	1	1	-
COLOMBIA	2	-	2	2	-	2	2	-	-
ECUADOR	4	3	1	4	3	1	3	2	-
GUYANA	3	1	2	3	1	2	-	-	-
PERU	3	2	1	3	2	1	2	2	-
SURINAME	2	-	2	2	-	2	1	-	-
VENEZUELA	1	1	-	1	1	-	-	-	-
OCEANIA	1	1	-	1	1	-	-	-	-
AUSTRALIA	1	1	-	1	1	-	-	-	-
NORTH AMERICA	5	4	1	5	4	1	3	3	2
CANADA	3	2	1	3	2	1	1	1	2
MEXICO	2	2	-	2	2	-	2	2	-
FOREIGN RESIDENCE UNKNOWN	27	7	20	27	7	20	7	4	3
FOREIGN COUNTRY UNKNOWN	27	7	20	27	7	20	7	4	3

FALL 1991 CREDIT COURSE STUDENTS BY PERMANENT RESIDENCE  
 NIAGARA COUNTY COMMUNITY COLLEGE

PERMANENT RESIDENCE	ALL LEVELS		UNDERGRADUATE		GRADUATE		NEW UNDERGRADUATES FIRST TIME		TOTAL TRANSFERS	
	TOTAL	FULL-TIME	PART-TIME	TOTAL	FULL-TIME	PART-TIME	TOTAL	FULL-TIME		
ALL STUDENTS	5345	3014	2331	5345	3014	2331	1470	1056	291	182
UNITED STATES	5315	2990	2325	5315	2990	2325	1462	1049	289	180
NEW YORK COUNTIES	5314	2990	2324	5314	2990	2324	1461	1049	289	180
CATTARAUGUS COUNTY	2	1	1	2	1	1	1	1	1	-
CAYUGA COUNTY	1	1	-	1	1	-	1	1	-	-
CHAUTAQUA COUNTY	2	2	-	2	2	-	-	-	-	-
CHEMUNG COUNTY	1	1	-	1	1	-	1	1	-	-
ERIE COUNTY	820	508	312	820	508	312	267	208	69	43
GENESEE COUNTY	4	-	4	4	-	4	-	-	1	-
JEFFERSON COUNTY	1	1	-	1	1	-	-	-	1	1
LEWIS COUNTY	1	1	-	1	1	-	1	1	-	-
MADISON COUNTY	1	1	-	1	1	-	-	-	1	1
MONROE COUNTY	4	3	1	4	3	1	3	2	-	-
* NIAGARA COUNTY	4417	2441	1976	4417	2441	1976	1169	821	206	130
ONEIDA COUNTY	2	2	-	2	2	-	2	2	-	-
ONONDAGA COUNTY	4	3	1	4	3	1	2	2	-	-
ORLEANS COUNTY	50	22	28	50	22	28	12	8	9	4
STEBEN COUNTY	2	2	-	2	2	-	1	1	1	1
SUFFOLK COUNTY	1	1	-	1	1	-	1	1	-	-
WYOMING COUNTY	1	-	1	1	-	1	-	-	-	-
* - COUNTY OR COUNTIES SPONSORING THIS COLLEGE										
REST OF THE UNITED STATES	1	-	1	1	-	1	1	-	-	-
OHIO	1	-	1	1	-	1	1	-	-	-
FOREIGN COUNTRIES	30	24	6	30	24	6	8	7	2	2
FAR EAST	9	8	1	9	8	1	3	3	-	-
JAPAN	8	7	1	8	7	1	3	3	-	-
MALAYSIA	1	1	-	1	1	-	-	-	-	-
NEAR AND MIDDLE EAST	3	3	-	3	3	-	-	-	-	-
ISRAEL	1	1	-	1	1	-	-	-	-	-
SAUDI ARABIA	1	1	-	1	1	-	-	-	-	-
SYRIA	1	1	-	1	1	-	-	-	-	-
EUROPE	2	2	-	2	2	-	2	2	-	-



FALL 1991 CREDIT COURSE STUDENTS BY PERMANENT RESIDENCE  
 NIAGARA COUNTY COMMUNITY COLLEGE

PERMANENT RESIDENCE	ALL LEVELS			UNDERGRADUATE			GRADUATE			NEW UNDERGRADUATES FIRST TIME TRANSFERS		
	TOTAL	FULL-TIME	PART-TIME	TOTAL	FULL-TIME	PART-TIME	TOTAL	FULL-TIME	PART-TIME	TOTAL	FULL-TIME	PART-TIME
GREECE	1	1	-	1	1	-	-	-	-	1	1	-
UNITED KINGDOM	1	1	-	1	1	-	-	-	-	1	1	-
AFRICA	1	-	1	1	-	1	-	-	-	-	-	-
SOMALIA	1	-	1	1	-	1	-	-	-	-	-	-
CENTRAL AMERICA	2	2	-	2	2	-	-	-	-	-	-	-
PANAMA	2	2	-	2	2	-	-	-	-	-	-	-
NORTH AMERICA	13	9	4	13	9	4	-	-	-	3	2	2
CANADA	13	9	4	13	9	4	-	-	-	3	2	2

FALL 1991 CREDIT COURSE STUDENTS BY PERMANENT RESIDENCE  
NORTH COUNTRY COMMUNITY COLLEGE

PERMANENT RESIDENCE	ALL LEVELS		UNDERGRADUATE		GRADUATE		NEW UNDERGRADUATES TRANSFERS				
	TOTAL	FULL-TIME	PART-TIME	TOTAL	FULL-TIME	PART-TIME	TOTAL	FULL-TIME			
									TOTAL	FULL-TIME	PART-TIME
ALL STUDENTS	1533	839	694	1533	839	694	-	531	287	116	71
UNITED STATES	1513	829	684	1513	829	684	-	521	282	111	69
NEW YORK COUNTIES	1439	797	642	1439	797	642	-	488	263	102	65
ALBANY COUNTY	6	5	1	6	5	1	-	3	3	1	-
BRONX COUNTY	18	15	3	18	15	3	-	8	6	1	-
CAYUGA COUNTY	2	2	-	2	2	-	-	2	2	-	-
CHENANGO COUNTY	3	3	-	3	3	-	-	3	3	-	-
CLINTON COUNTY	17	13	4	17	13	4	-	8	7	2	2
DELAWARE COUNTY	3	3	-	3	3	-	-	1	1	-	-
DUTCHESS COUNTY	4	3	1	4	3	1	-	2	1	1	1
ERIE COUNTY	4	3	1	4	3	1	-	1	1	2	2
* ESSEX COUNTY	385	169	216	385	169	216	-	138	59	15	7
* FRANKLIN COUNTY	746	394	352	746	394	352	-	244	117	42	27
HAMILTON COUNTY	6	4	2	6	4	2	-	1	-	-	-
HERKIMER COUNTY	3	3	-	3	3	-	-	2	2	-	-
JEFFERSON COUNTY	14	11	3	14	11	3	-	4	3	2	2
KINGS COUNTY	26	22	4	26	22	4	-	10	9	5	4
LEWIS COUNTY	3	3	-	3	3	-	-	2	2	-	-
LIVINGSTON COUNTY	3	3	-	3	3	-	-	1	1	-	-
MONROE COUNTY	2	2	-	2	2	-	-	-	-	-	-
NASSAU COUNTY	7	7	-	7	7	-	-	2	2	-	-
NEW YORK (MANHATTAN)	20	13	7	20	13	7	-	3	2	6	5
ONEIDA COUNTY	8	7	1	8	7	1	-	5	5	-	-
ONONDAGA COUNTY	8	8	-	8	8	-	-	4	4	1	1
ONTARIO COUNTY	3	1	2	3	1	2	-	1	-	-	-
ORANGE COUNTY	7	6	1	7	6	1	-	5	5	-	-
OSWEGO COUNTY	3	3	-	3	3	-	-	2	2	1	1
OTSEGO COUNTY	3	2	1	3	2	1	-	2	2	-	-
PUTNAM COUNTY	1	1	-	1	-	-	-	-	-	1	-
QUEENS COUNTY	24	17	7	24	17	7	-	5	3	3	2
RENSELAER COUNTY	3	2	1	3	2	1	-	2	2	-	-
RICHMOND (STATEN ISLAND)	3	3	-	3	3	-	-	-	-	-	-
ROCKLAND COUNTY	5	5	-	5	5	-	-	2	2	2	2
ST. LAWRENCE COUNTY	53	39	14	53	39	14	-	10	9	8	5
SARATOGA COUNTY	5	2	3	5	2	3	-	3	1	-	-
SCHOHARIE COUNTY	1	1	-	1	-	-	-	-	-	-	-
STEUBEN COUNTY	2	-	2	2	-	2	-	-	-	-	-
SUFFOLK COUNTY	8	8	-	8	8	-	-	1	1	1	1
SULLIVAN COUNTY	1	-	1	1	-	1	-	1	-	-	-



FALL 1991 CREDIT COURSE STUDENTS BY PERMANENT RESIDENCE  
NORTH COUNTRY COMMUNITY COLLEGE

PERMANENT RESIDENCE	ALL LEVELS			UNDERGRADUATE			GRADUATE			NEW UNDERGRADUATES FIRST TIME			TRANSFERS			
	TOTAL	FULL-TIME	PART-TIME	TOTAL	FULL-TIME	PART-TIME	TOTAL	FULL-TIME	PART-TIME	TOTAL	FULL-TIME	PART-TIME	TOTAL	FULL-TIME	PART-TIME	TOTAL
TOMPKINS COUNTY	1	1	-	1	1	-	-	-	-	-	-	-	-	-	-	-
ULSTER COUNTY	3	2	1	3	2	1	-	-	-	-	-	-	-	-	-	-
WARREN COUNTY	10	6	4	10	6	4	-	-	-	-	-	-	-	-	-	-
WASHINGTON COUNTY	7	3	4	7	3	4	-	-	-	-	-	-	-	-	-	-
WAYNE COUNTY	1	1	-	1	1	-	-	-	-	-	-	-	-	-	-	-
WESTCHESTER COUNTY	7	3	4	7	3	4	-	-	-	-	-	-	-	-	-	-
* - COUNTY OR COUNTIES SPONSORING THIS COLLEGE																
REST OF THE UNITED STATES	74	32	42	74	32	42	-	-	-	-	-	-	33	19	9	4
CALIFORNIA	2	1	1	2	1	1	-	-	-	-	-	-	1	-	-	-
CONNECTICUT	4	1	3	4	1	3	-	-	-	-	-	-	2	-	-	-
DISTRICT OF COLUMBIA	3	-	3	3	-	3	-	-	-	-	-	-	1	-	-	-
FLORIDA	4	-	4	4	-	4	-	-	-	-	-	-	2	-	1	-
ILLINOIS	2	1	1	2	1	1	-	-	-	-	-	-	-	-	-	-
LOUISIANA	1	1	-	1	1	-	-	-	-	-	-	-	-	-	-	1
MAINE	1	-	1	1	-	1	-	-	-	-	-	-	-	-	-	-
MARYLAND	12	6	6	12	6	6	-	-	-	-	-	-	2	2	5	3
MASSACHUSETTS	13	11	2	13	11	2	-	-	-	-	-	-	11	10	-	-
MICHIGAN	2	1	1	2	1	1	-	-	-	-	-	-	1	-	-	-
NEW HAMPSHIRE	3	2	1	3	2	1	-	-	-	-	-	-	1	1	1	-
NEW JERSEY	4	1	3	4	1	3	-	-	-	-	-	-	-	-	-	-
NORTH CAROLINA	3	-	3	3	-	3	-	-	-	-	-	-	1	-	-	-
OHIO	3	2	1	3	2	1	-	-	-	-	-	-	2	2	-	-
PENNSYLVANIA	4	-	4	4	-	4	-	-	-	-	-	-	2	-	-	-
SOUTH CAROLINA	1	-	1	1	-	1	-	-	-	-	-	-	1	-	-	-
VERMONT	10	4	6	10	4	6	-	-	-	-	-	-	4	2	-	-
VIRGINIA	2	1	1	2	1	1	-	-	-	-	-	-	2	1	-	-
FOREIGN COUNTRIES	10	5	5	10	5	5	-	-	-	-	-	-	4	2	3	1
FOREIGN RESIDENCE UNKNOWN	10	5	5	10	5	5	-	-	-	-	-	-	4	2	3	1
FOREIGN COUNTRY UNKNOWN	10	5	5	10	5	5	-	-	-	-	-	-	4	2	3	1
RESIDENCE UNKNOWN	10	5	5	10	5	5	-	-	-	-	-	-	6	3	2	1
RESIDENCE UNSPECIFIED	10	5	5	10	5	5	-	-	-	-	-	-	6	3	2	1

FALL 1991 CREDIT COURSE STUDENTS BY PERMANENT RESIDENCE  
ONONDAGA COMMUNITY COLLEGE

PERMANENT RESIDENCE	ALL LEVELS			UNDERGRADUATE			GRADUATE			NEW UNDERGRADUATES FIRST TIME TRANSFERS			
	TOTAL	FULL-TIME	PART-TIME	TOTAL	FULL-TIME	PART-TIME	TOTAL	FULL-TIME	PART-TIME	TOTAL	FULL-TIME	TOTAL	
ALL STUDENTS	8406	4027	4379	8406	4027	4379	-	-	-	2240	1181	331	220
UNITED STATES	8339	3974	4365	8339	3974	4365	-	-	-	2223	1166	326	215
NEW YORK COUNTIES	8322	3962	4560	8322	3962	4360	-	-	-	2219	1163	320	210
ALBANY COUNTY	5	5	-	5	5	-	-	-	-	4	4	-	-
ALLEGANY COUNTY	1	1	-	1	1	-	-	-	-	1	1	-	-
BRONX COUNTY	1	1	-	1	1	-	-	-	-	1	1	-	-
BROOME COUNTY	14	6	8	14	6	8	-	-	-	5	4	-	-
CATTARAUGUS COUNTY	3	3	-	3	3	-	-	-	-	2	2	-	-
CAYUGA COUNTY	107	50	57	107	50	57	-	-	-	38	16	4	3
CHAUTAUQUA COUNTY	3	2	1	3	2	1	-	-	-	1	1	1	1
CHEMUNG COUNTY	6	3	3	6	3	3	-	-	-	2	1	-	-
CHENANGO COUNTY	12	7	5	12	7	5	-	-	-	9	6	1	1
CLINTON COUNTY	4	3	1	4	3	1	-	-	-	3	2	1	1
COLUMBIA COUNTY	1	1	-	1	1	-	-	-	-	1	1	-	-
CORTLAND COUNTY	27	13	14	27	13	14	-	-	-	11	8	1	1
DELAWARE COUNTY	5	3	2	5	3	2	-	-	-	3	2	-	-
DUTCHESS COUNTY	3	2	1	3	2	1	-	-	-	3	2	-	-
ERIE COUNTY	5	3	2	5	3	2	-	-	-	1	1	1	-
ESSEX COUNTY	1	1	-	1	1	-	-	-	-	1	1	-	-
FRANKLIN COUNTY	4	2	2	4	2	2	-	-	-	2	1	-	-
FULTON COUNTY	2	2	-	2	2	-	-	-	-	-	-	1	1
GENESEE COUNTY	3	3	-	3	3	-	-	-	-	-	-	-	-
GREENE COUNTY	1	1	-	1	1	-	-	-	-	-	-	-	-
HAMILTON COUNTY	1	-	-	1	-	-	-	-	-	-	-	-	-
HERKIMER COUNTY	12	7	5	12	7	5	-	-	-	5	3	1	1
JEFFERSON COUNTY	19	14	5	19	14	5	-	-	-	8	5	5	5
KINGS COUNTY	6	6	-	6	6	-	-	-	-	2	2	-	-
LEWIS COUNTY	5	4	1	5	4	1	-	-	-	3	3	-	-
LIVINGSTON COUNTY	2	1	1	2	1	1	-	-	-	1	1	-	-
MADISON COUNTY	265	104	161	265	104	161	-	-	-	88	27	18	16
MONROE COUNTY	9	5	4	9	5	4	-	-	-	3	3	-	-
MONTGOMERY COUNTY	1	1	-	1	1	-	-	-	-	-	-	1	1
NASSAU COUNTY	2	2	-	2	2	-	-	-	-	1	1	-	-
NEW YORK (MANHATTAN)	4	4	-	4	4	-	-	-	-	2	2	-	-
NIAGARA COUNTY	3	3	-	3	3	-	-	-	-	1	1	1	1
ONEIDA COUNTY	82	42	40	82	42	40	-	-	-	34	12	7	6
* ONONDAGA COUNTY	7047	3314	3733	7047	3314	3733	-	-	-	1783	945	234	146
ONTARIO COUNTY	8	6	2	8	6	2	-	-	-	5	4	1	1
ORANGE COUNTY	2	1	1	2	1	1	-	-	-	-	-	-	-





FALL 1991 CREDIT COURSE STUDENTS BY PERMANENT RESIDENCE  
ONONDAGA COMMUNITY COLLEGE

PERMANENT RESIDENCE	ALL LEVELS			UNDERGRADUATE			GRADUATE			NEW UNDERGRADUATES FIRST TIME TRANSFERS		
	TOTAL	FULL-TIME	PART-TIME	TOTAL	FULL-TIME	PART-TIME	TOTAL	FULL-TIME	PART-TIME	TOTAL	FULL-TIME	TOTAL
OSWEGO COUNTY	527	269	258	527	269	258	-	-	-	146	75	30
OTSEGO COUNTY	8	5	3	8	5	3	-	-	-	6	3	-
PUTNAM COUNTY	1	-	1	1	-	1	-	-	-	-	-	1
QUEENS COUNTY	4	4	-	4	4	-	-	-	-	2	2	1
RENSSELAER COUNTY	3	2	1	3	2	1	-	-	-	1	-	-
RICHMOND(STATEN ISLAND)	2	-	2	2	-	2	-	-	-	-	-	1
ROCKLAND COUNTY	1	1	-	1	1	-	-	-	-	1	1	-
ST. LAWRENCE COUNTY	24	11	13	24	11	13	-	-	-	7	3	3
SARATOGA COUNTY	5	4	1	5	4	1	-	-	-	2	1	-
SCHOHARIE COUNTY	3	2	1	3	2	1	-	-	-	1	1	-
SCHUYLER COUNTY	1	1	-	1	1	-	-	-	-	-	-	-
SENECA COUNTY	14	7	7	14	7	7	-	-	-	5	2	-
STEBEN COUNTY	2	1	1	2	1	1	-	-	-	1	-	-
SUFFOLK COUNTY	6	4	2	6	4	2	-	-	-	2	1	-
SULLIVAN COUNTY	5	2	3	5	2	3	-	-	-	2	1	-
TIOGA COUNTY	6	4	2	6	4	2	-	-	-	5	3	1
TOMPKINS COUNTY	6	4	2	6	4	2	-	-	-	1	1	-
ULSTER COUNTY	3	3	-	3	3	-	-	-	-	2	2	-
WAYNE COUNTY	19	11	8	19	11	8	-	-	-	7	4	2
WESTCHESTER COUNTY	2	1	1	2	1	1	-	-	-	1	1	-
WYOMING COUNTY	1	-	1	1	-	1	-	-	-	-	-	-
COUNTY UNKNOWN	3	-	3	3	-	3	-	-	-	1	-	-

\* - COUNTY OR COUNTIES SPONSORING THIS COLLEGE

REST OF THE UNITED STATES	17	12	5	17	12	5	-	-	-	4	3	6	5
ALASKA	1	1	-	1	1	-	-	-	-	1	1	-	-
CALIFORNIA	2	2	-	2	2	-	-	-	-	-	-	1	1
FLORIDA	1	1	1	1	1	1	-	-	-	-	-	-	-
ILLINOIS	1	1	-	1	1	-	-	-	-	-	-	1	1
MAINE	1	1	-	1	1	-	-	-	-	1	1	-	-
NEW JERSEY	2	1	1	2	1	1	-	-	-	-	-	1	1
NORTH CAROLINA	1	1	-	1	1	-	-	-	-	1	1	-	-
PENNSYLVANIA	4	2	2	4	2	2	-	-	-	-	-	2	1
RHODE ISLAND	1	1	-	1	1	-	-	-	-	-	-	-	-
TEXAS	1	1	-	1	1	-	-	-	-	-	-	1	1
VERMONT	1	1	1	1	1	1	-	-	-	1	1	-	-
VIRGINIA	1	1	-	1	1	-	-	-	-	-	-	-	-
FOREIGN COUNTRIES	67	53	14	67	53	14	-	-	-	17	15	5	5
FAR EAST	28	23	5	28	23	5	-	-	-	4	4	2	2

FALL 1991 CREDIT COURSE STUDENTS BY PERMANENT RESIDENCE  
ONONDAGA COMMUNITY COLLEGE

PERMANENT RESIDENCE	ALL LEVELS		UNDERGRADUATE		GRADUATE		NEW UNDERGRADUATES FIRST TIME		TRANSFERS TOTAL	FULL-TIME
	TOTAL	FULL-TIME	PART-TIME	TOTAL	FULL-TIME	PART-TIME	TOTAL	FULL-TIME		
PEOPLES REPUB. OF CHINA	6	2	4	6	2	4	-	-	-	-
REPUBLIC OF CHINA	4	4	-	4	4	-	-	-	-	-
INDONESIA	4	4	-	4	4	-	-	-	-	-
JAPAN	9	9	-	9	9	-	-	-	-	-
REPUBLIC OF KOREA	1	1	-	1	1	-	-	-	-	-
THAILAND	2	2	-	2	2	-	-	-	-	-
VIET-NAM	2	1	1	2	1	1	-	-	-	-
NEAR AND MIDDLE EAST	4	2	2	4	2	2	-	-	-	-
KUWAIT	1	1	-	1	1	-	-	-	-	-
LEBANON	1	-	1	1	-	1	-	-	-	-
PAKISTAN	1	1	-	1	1	-	-	-	-	-
SAUDI ARABIA	1	-	1	1	-	1	-	-	-	-
EUROPE	6	6	-	6	6	-	-	-	-	-
GREECE	1	1	-	1	1	-	-	-	-	-
HUNGARY	1	1	-	1	1	-	-	-	-	-
IRELAND	1	1	-	1	1	-	-	-	-	-
POLAND	1	1	-	1	1	-	-	-	-	-
SOVIET SOCIALIST REPUB.	2	2	-	2	2	-	-	-	-	-
AFRICA	5	5	-	5	5	-	-	-	-	-
EGYPT	1	1	-	1	1	-	-	-	-	-
GHANA	1	1	-	1	1	-	-	-	-	-
LIBERIA	2	2	-	2	2	-	-	-	-	-
NIGERIA	1	1	-	1	1	-	-	-	-	-
CENTRAL AMERICA	2	2	-	2	2	-	-	-	-	-
COSTA RICA	1	1	-	1	1	-	-	-	-	-
NICARAGUA	1	1	-	1	1	-	-	-	-	-
NORTH AMERICA	15	13	2	15	13	2	-	-	-	-
CANADA	15	13	2	15	13	2	-	-	-	-
FOREIGN RESIDENCE UNKNOWN	7	2	5	7	2	5	-	-	-	-
FOREIGN COUNTRY UNKNOWN	7	2	5	7	2	5	-	-	-	-



FALL 1991 CREDIT COURSE STUDENTS BY PERMANENT RESIDENCE  
ORANGE COUNTY COMMUNITY COLLEGE

PERMANENT RESIDENCE	ALL LEVELS			UNDERGRADUATE			GRADUATE			NEW UNDERGRADUATES FIRST TIME TRANSFERS			
	TOTAL	FULL-TIME	PART-TIME	TOTAL	FULL-TIME	PART-TIME	TOTAL	FULL-TIME	PART-TIME	TOTAL	FULL-TIME	TOTAL	FULL-TIME
ALL STUDENTS	5957	2354	3603	5957	2354	3603	-	-	-	1648	829	278	126
UNITED STATES	5947	2350	3597	5947	2350	3597	-	-	-	1646	827	278	126
NEW YORK COUNTIES	5869	2304	3565	5869	2304	3565	-	-	-	1629	815	269	119
ALBANY COUNTY	1	1	-	1	1	-	-	-	-	-	-	-	-
BRONX COUNTY	8	6	2	8	6	2	-	-	-	4	4	3	1
DELAWARE COUNTY	1	-	1	1	-	1	-	-	-	-	-	-	-
DUTCHESS COUNTY	60	24	36	60	24	36	-	-	-	15	5	12	7
FULTON COUNTY	1	1	-	1	1	-	-	-	-	-	-	-	-
GREENE COUNTY	1	1	-	1	1	-	-	-	-	-	-	-	-
KINGS COUNTY	7	6	1	7	6	1	-	-	-	3	3	2	1
NASSAU COUNTY	1	1	-	1	1	-	-	-	-	-	-	-	-
NEW YORK (MANHATTAN)	1	-	1	1	-	1	-	-	-	1	-	-	-
* ORANGE COUNTY	5199	2031	3168	5199	2031	3168	-	-	-	1444	728	202	85
PUTNAM COUNTY	5	2	3	5	2	3	-	-	-	1	1	2	1
QUEENS COUNTY	4	3	1	4	3	1	-	-	-	1	1	2	2
ROCKLAND COUNTY	29	12	17	29	12	17	-	-	-	6	3	9	4
SUFFOLK COUNTY	3	2	1	3	2	1	-	-	-	1	1	1	-
SULLIVAN COUNTY	286	121	165	286	121	165	-	-	-	66	36	14	8
TOMPKINS COUNTY	1	1	-	1	1	-	-	-	-	-	-	-	-
ULSTER COUNTY	182	60	122	182	60	122	-	-	-	63	26	11	5
WESTCHESTER COUNTY	7	4	3	7	4	3	-	-	-	1	-	1	1
COUNTY UNKNOWN	72	29	43	72	29	43	-	-	-	23	9	9	3

\* - COUNTY OR COUNTRIES SPONSORING THIS COLLEGE

REST OF THE UNITED STATES	78	46	32	78	46	32	-	-	-	17	12	9	7
CONNECTICUT	1	1	-	1	1	-	-	-	-	-	-	1	1
NEW JERSEY	30	17	13	30	17	13	-	-	-	6	4	3	1
PENNSYLVANIA	47	28	19	47	28	19	-	-	-	11	8	5	5
FOREIGN COUNTRIES	10	4	6	10	4	6	-	-	-	2	2	-	-
FOREIGN RESIDENCE UNKNOWN	10	4	6	10	4	6	-	-	-	2	2	-	-
FOREIGN COUNTRY UNKNOWN	10	4	6	10	4	6	-	-	-	2	2	-	-

631

632

FALL 1991 CREDIT COURSE STUDENTS BY PERMANENT RESIDENCE  
ROCKLAND COMMUNITY COLLEGE

PERMANENT RESIDENCE	ALL LEVELS			UNDERGRADUATE			GRADUATE			NEW UNDERGRADUATES FIRST TIME TRANSFERS			
	TOTAL	FULL-TIME	PART-TIME	TOTAL	FULL-TIME	PART-TIME	TOTAL	FULL-TIME	PART-TIME	TOTAL	FULL-TIME	TOTAL	
ALL STUDENTS	8271	3817	4454	8271	3817	4454	-	-	-	2094	1229	566	193
UNITED STATES	8037	3651	4386	8037	3651	4386	-	-	-	2046	1194	548	180
NEW YORK COUNTIES	7934	3605	4329	7934	3605	4329	-	-	-	2011	1175	536	176
ALBANY COUNTY	5	4	1	5	4	1	-	-	-	3	3	2	1
BRONX COUNTY	50	28	22	50	28	22	-	-	-	7	6	13	11
BROOME COUNTY	3	3	-	3	3	-	-	-	-	1	1	1	-
DELAWARE COUNTY	1	-	1	1	-	1	-	-	-	-	-	-	-
DUTCHESS COUNTY	9	2	7	9	2	7	-	-	-	5	2	-	2
ERIE COUNTY	2	2	-	2	2	-	-	-	-	-	-	2	2
FULTON COUNTY	1	1	-	1	1	-	-	-	-	-	-	1	1
KINGS COUNTY	49	35	14	49	35	14	-	-	-	25	25	3	2
MONROE COUNTY	1	1	-	1	1	-	-	-	-	1	1	1	1
NASSAU COUNTY	15	13	2	15	13	2	-	-	-	12	11	2	2
NEW YORK (MANHATTAN)	20	11	9	20	11	9	-	-	-	7	5	4	3
ONEIDA COUNTY	2	2	-	2	2	-	-	-	-	-	-	2	2
ONONDAGA COUNTY	1	1	-	1	1	-	-	-	-	1	1	1	1
ONTARIO COUNTY	1	1	-	1	1	-	-	-	-	-	-	1	1
ORANGE COUNTY	425	191	234	425	191	234	-	-	-	109	67	55	19
PUTNAM COUNTY	15	6	9	15	6	9	-	-	-	4	2	5	1
QUEENS COUNTY	46	39	7	46	39	7	-	-	-	33	31	8	5
RENSSELAER COUNTY	1	1	-	1	1	-	-	-	-	-	-	1	1
RICHMOND (STATEN ISLAND)	7	6	1	7	6	1	-	-	-	7	6	-	-
* ROCKLAND COUNTY	7138	3195	3943	7138	3195	3943	-	-	-	1767	996	411	110
SUFFOLK COUNTY	6	6	-	6	6	-	-	-	-	4	4	2	2
SULLIVAN COUNTY	12	7	5	12	7	5	-	-	-	4	4	3	2
ULSTER COUNTY	8	3	5	8	3	5	-	-	-	4	4	5	3
WESTCHESTER COUNTY	116	47	69	116	47	69	-	-	-	22	11	14	6

\* - COUNTY OR COUNTIES SPONSORING THIS COLLEGE

REST OF THE UNITED STATES	103	46	57	103	46	57	-	-	-	35	19	12	4
CALIFORNIA	1	-	1	1	-	1	-	-	-	-	-	-	-
CONNECTICUT	1	1	-	1	1	-	-	-	-	-	-	-	-
MASSACHUSETTS	1	1	-	1	1	-	-	-	-	-	-	-	-
MICHIGAN	1	-	1	1	-	1	-	-	-	-	-	-	-
NEW HAMPSHIRE	1	-	1	1	-	1	-	-	-	-	-	-	-
NEW JERSEY	98	44	54	98	44	54	-	-	-	35	19	9	3



FALL 1991 CREDIT COURSE STUDENTS BY PERMANENT RESIDENCE  
ROCKLAND COMMUNITY COLLEGE

PERMANENT RESIDENCE	ALL LEVELS		UNDERGRADUATE		GRADUATE		NEW UNDERGRADUATES FIRST TIME		TRANSFERS
	TOTAL	FULL-TIME	PART-TIME	TOTAL	FULL-TIME	PART-TIME	TOTAL	FULL-TIME	
FOREIGN COUNTRIES	217	165	52	217	165	52	44	34	17
FAR EAST	97	81	16	97	81	16	16	14	9
BANGLADESH	1	1	-	1	1	-	-	-	-
PEOPLES REPUB. OF CHINA	6	3	3	6	3	3	-	-	-
REPUBLIC OF CHINA	1	4	1	5	4	1	-	-	-
JAPAN	58	53	5	58	53	5	7	6	6
PEOPLES REPUB. OF KOREA	12	11	1	12	11	1	5	5	2
MALAYSIA	1	1	-	1	1	-	1	1	-
PHILIPPINES	7	2	5	7	2	5	1	-	1
THAILAND	5	4	1	5	4	1	-	-	-
VIET-NAM	2	2	-	2	2	-	2	2	-
NEAR AND MIDDLE EAST	31	21	10	31	21	10	3	3	2
IRAN	1	-	1	1	-	1	-	-	-
ISRAEL	1	1	-	1	1	-	-	-	-
JORDAN	10	8	2	10	8	2	1	1	1
KUWAIT	1	-	1	1	-	1	-	-	-
LEBANON	6	5	1	6	5	1	-	-	-
PAKISTAN	12	7	5	12	7	5	2	2	1
EUROPE	6	6	-	6	6	-	2	2	-
GREECE	2	2	-	2	2	-	-	-	-
ITALY	1	1	-	1	1	-	-	-	-
SOVIET SOCIALIST REPUB.	2	2	-	2	2	-	1	1	-
UNITED KINGDOM	1	1	-	1	1	-	1	1	-
CARIBBEAN	24	15	9	24	15	9	6	2	1
ANTIGUA	2	1	1	2	1	1	-	-	-
DOMINICAN REPUBLIC	1	1	-	1	1	-	-	-	-
HAITI	13	6	7	13	6	7	5	1	-
JAMAICA	8	7	1	8	7	1	1	1	1
AFRICA	6	5	1	6	5	1	3	3	-
EGYPT	1	1	-	1	1	-	-	-	-
MOROCCO	4	3	1	4	3	1	2	2	-
SOUTH AFRICA	1	1	-	1	1	-	1	1	-
SOUTH AMERICA	3	-	3	3	-	3	1	-	1
COLOMBIA	2	-	2	2	-	2	-	-	-
ECUADOR	1	1	-	1	1	-	1	-	-

FALL 1991 CREDIT COURSE STUDENTS BY PERMANENT RESIDENCE  
 ROCKLAND COMMUNITY COLLEGE

PERMANENT RESIDENCE	ALL LEVELS		UNDERGRADUATE		GRADUATE		NEW UNDERGRADUATES FIRST TIME		TRANSFERS		
	TOTAL	FULL-TIME	PART-TIME	TOTAL	FULL-TIME	PART-TIME	TOTAL	FULL-TIME	TOTAL	FULL-TIME	
NORTH AMERICA	3	2	1	3	2	1	-	1	1	1	-
CANADA	1	-	1	1	-	1	-	-	-	1	-
MEXICO	2	2	-	2	2	-	-	1	1	-	-
FOREIGN RESIDENCE UNKNOWN	47	35	12	47	35	12	-	12	9	3	2
FOREIGN COUNTRY UNKNOWN	47	35	12	47	35	12	-	12	9	3	2
RESIDENCE UNKNOWN	17	1	16	17	1	16	-	4	1	1	-
RESIDENCE UNSPECIFIED	17	1	16	17	1	16	-	4	1	1	-

638

637



FALL 1991 CREDIT COURSE STUDENTS BY PERMANENT RESIDENCE  
SCHENECTADY COUNTY COMMUNITY COLLEGE

PERMANENT RESIDENCE	ALL LEVELS			UNDERGRADUATE			GRADUATE			NEW UNDERGRADUATES FIRST TIME TRANSFERS			
	TOTAL	FULL-TIME	PART-TIME	TOTAL	FULL-TIME	PART-TIME	TOTAL	FULL-TIME	PART-TIME	TOTAL	FULL-TIME	TOTAL	FULL-TIME
ALL STUDENTS	3403	1426	1977	3403	1426	1977	-	-	-	833	502	365	113
UNITED STATES	3383	1413	1970	3383	1413	1970	-	-	-	823	497	362	112
NEW YORK COUNTIES	3383	1413	1970	3383	1413	1970	-	-	-	823	497	362	112
ALBANY COUNTY	431	195	236	431	195	236	-	-	-	140	83	66	17
BRONX COUNTY	6	5	1	6	5	1	-	-	-	2	2	-	-
BROOME COUNTY	3	1	2	3	1	2	-	-	-	1	1	1	-
CHEMUNG COUNTY	1	1	-	1	1	-	-	-	-	-	-	-	-
CHEMUNGO COUNTY	1	1	-	1	1	-	-	-	-	-	-	-	-
CLINTON COUNTY	2	2	-	2	2	-	-	-	-	-	-	1	1
COLUMBIA COUNTY	14	11	3	14	11	3	-	-	-	4	4	3	2
DELAWARE COUNTY	1	1	-	1	1	-	-	-	-	-	-	-	-
ESSEX COUNTY	3	3	-	3	3	-	-	-	-	1	1	-	-
FRANKLIN COUNTY	2	2	-	2	2	-	-	-	-	1	1	1	1
FULTON COUNTY	40	20	20	40	20	20	-	-	-	10	7	7	2
GREENE COUNTY	12	8	4	12	8	4	-	-	-	6	6	-	-
HAMILTON COUNTY	2	-	2	2	-	2	-	-	-	-	-	1	-
HERKIMER COUNTY	2	1	1	2	1	1	-	-	-	1	1	-	-
KINGS COUNTY	11	11	-	11	11	-	-	-	-	5	5	2	2
LIVINGSTON COUNTY	1	-	-	1	-	-	-	-	-	-	-	1	-
MONROE COUNTY	2	1	1	2	1	1	-	-	-	1	1	-	-
MONTGOMERY COUNTY	83	49	34	83	49	34	-	-	-	26	22	12	4
NASSAU COUNTY	4	3	1	4	3	1	-	-	-	3	3	1	-
NEW YORK (MANHATTAN)	6	5	1	6	5	1	-	-	-	4	3	-	-
ONEIDA COUNTY	5	5	-	5	5	-	-	-	-	3	3	1	1
ONONDAGA COUNTY	2	1	1	2	1	1	-	-	-	1	1	1	1
ORANGE COUNTY	2	2	-	2	2	-	-	-	-	-	-	-	-
OTSEGO COUNTY	3	3	-	3	3	-	-	-	-	2	2	-	-
QUEENS COUNTY	4	3	1	4	3	1	-	-	-	3	3	-	-
RENSELAER COUNTY	88	53	35	88	53	35	-	-	-	27	19	3	1
RICHMOND (STATEN ISLAND)	3	3	-	3	3	-	-	-	-	3	3	-	-
ROCKLAND COUNTY	1	1	-	1	1	-	-	-	-	-	-	-	-
ST. LAWRENCE COUNTY	1	1	-	1	1	-	-	-	-	-	-	1	1
SARATOGA COUNTY	506	210	296	506	210	296	-	-	-	126	75	69	27
* SCHENECTADY COUNTY	2067	769	1298	2067	769	1298	-	-	-	430	234	179	47
SCHOHARIE COUNTY	58	28	30	58	28	30	-	-	-	16	11	10	4
TIOGA COUNTY	1	1	-	1	1	-	-	-	-	1	1	-	-
ULSTER COUNTY	1	1	-	1	1	-	-	-	-	1	1	-	-
WARREN COUNTY	5	5	-	5	5	-	-	-	-	1	1	1	1
WASHINGTON COUNTY	9	7	2	9	7	2	-	-	-	4	4	1	1



FALL 1991 CREDIT COURSE STUDENTS BY PERMANENT RESIDENCE  
 SCHEENECTADY COUNTY COMMUNITY COLLEGE

PERMANENT RESIDENCE	ALL LEVELS		UNDERGRADUATE		GRADUATE		NEW UNDERGRADUATES FIRST TIME		TRANSFERS
	FULL-TIME	PART-TIME	FULL-TIME	PART-TIME	FULL-TIME	PART-TIME	TOTAL	FULL-TIME	
RESIDENCE UNKNOWN	20	13	7	7	20	13	7	-	3
RESIDENCE UNSPECIFIED	20	13	7	7	20	13	7	-	3
* - COUNTY OR COUNTIES SPONSORING THIS COLLEGE									

RESIDENCE UNKNOWN 20 13 7 7 20 13 7 - - 10 5 3 1

RESIDENCE UNSPECIFIED 20 13 7 7 20 13 7 - - 10 5 3 1

\* - COUNTY OR COUNTIES SPONSORING THIS COLLEGE

642

641



FALL 1991 CREDIT COURSE STUDENTS BY PERMANENT RESIDENCE  
SUFFOLK COUNTY COMMUNITY COLLEGE

PERMANENT RESIDENCE	ALL LEVELS		UNDERGRADUATE		GRADUATE		NEW UNDERGRADUATES FIRST TIME		TOTAL TRANSFERS		
	TOTAL	FULL-TIME	FULL-TIME	PART-TIME	TOTAL	FULL-TIME	TOTAL	FULL-TIME			
ALL STUDENTS	20097	8562	11535	20097	8562	11535	-	5407	2712	654	436
UNITED STATES	20007	8503	11504	20007	8503	11504	-	5385	2694	638	429
NEW YORK COUNTIES	20007	8503	11504	20007	8503	11504	-	5385	2694	638	429
MASSAU COUNTY	34	22	12	34	22	12	-	7	5	4	3
* SUFFOLK COUNTY	19973	8481	11492	19973	8481	11492	-	5378	2689	634	426
RESIDENCE UNKNOWN	90	59	31	90	59	31	-	22	18	16	7
RESIDENCE UNSPECIFIED	90	59	31	90	59	31	-	22	18	16	7
* - COUNTY OR COUNTIES SPONSORING THIS COLLEGE											

644

643



FALL 1991 CREDIT COURSE STUDENTS BY PERMANENT RESIDENCE  
SULLIVAN COUNTY COMMUNITY COLLEGE

PERMANENT RESIDENCE	ALL LEVELS		UNDERGRADUATE		GRADUATE		NEW UNDERGRADUATES FIRST TIME		TOTAL	
	TOTAL	FULL-TIME	PART-TIME	TOTAL	FULL-TIME	PART-TIME	TOTAL	FULL-TIME		
ALL STUDENTS	2146	1477	669	2146	1477	669	718	533	196	1115
UNITED STATES	2029	1367	662	2029	1367	662	712	528	196	1115
NEW YORK COUNTIES	193	1339	654	1993	1339	654	700	519	188	110
ALBANY COUNTY	3	3	-	3	3	-	3	3	-	-
BRONX COUNTY	72	71	1	72	71	1	29	29	7	7
BROOME COUNTY	8	8	-	8	8	-	3	3	1	1
CAYUGA COUNTY	2	2	-	2	2	-	1	1	-	-
CHENANGO COUNTY	4	4	-	4	4	-	2	2	-	-
COLUMBIA COUNTY	3	3	-	3	3	-	-	-	-	-
DELAWARE COUNTY	21	13	8	21	13	8	6	4	1	1
DUTCHESS COUNTY	13	11	2	13	11	2	3	3	4	4
ERIE COUNTY	3	3	-	3	3	-	1	1	2	2
ESSEX COUNTY	1	1	-	1	1	-	-	-	-	-
FULTON COUNTY	1	1	-	1	1	-	1	1	-	-
GREENE COUNTY	2	2	-	2	2	-	1	1	-	-
HERKIMER COUNTY	1	1	-	1	1	-	-	-	-	-
KINGS COUNTY	109	107	2	109	107	2	49	49	19	19
LEWIS COUNTY	1	1	-	1	1	-	1	1	-	-
MONROE COUNTY	2	2	-	2	2	-	-	-	-	-
NASSAU COUNTY	59	57	2	59	57	2	32	32	5	5
NEW YORK (MANHATTAN)	76	70	6	76	70	6	26	26	9	9
ONEIDA COUNTY	4	4	-	4	4	-	3	3	-	-
ONONDAGA COUNTY	6	4	2	6	4	2	3	3	1	1
ORANGE COUNTY	90	60	30	90	60	30	26	20	9	3
OTSEGO COUNTY	5	5	-	5	5	-	1	1	1	1
PUTNAM COUNTY	10	10	-	10	10	-	2	2	2	2
QUEENS COUNTY	79	77	2	79	77	2	37	37	9	8
RENSELAEER COUNTY	5	4	1	5	4	1	2	2	1	1
RICHMOND(STATEN ISLAND)	16	16	-	16	16	-	4	4	2	2
ROCKLAND COUNTY	18	17	1	18	17	1	7	7	-	-
SARATOGA COUNTY	2	2	-	2	2	-	1	1	-	-
SCHENECTADY COUNTY	2	2	-	2	2	-	1	1	-	-
SCHOHARIE COUNTY	2	2	-	2	2	-	1	1	-	-
SENECA COUNTY	1	1	-	1	1	-	-	-	1	1
SUFFOLK COUNTY	90	88	2	90	88	2	48	48	8	8
* SULLIVAN COUNTY	1143	578	565	1143	578	565	343	176	93	28
TIOGA COUNTY	3	2	1	3	2	1	1	1	-	-
TOMPKINS COUNTY	1	1	-	1	1	-	1	1	-	-
ULSTER COUNTY	66	38	28	66	38	28	26	20	8	2

FALL 1991 CREDIT COURSE STUDENTS BY PERMANENT RESIDENCE  
SULLIVAN COUNTY COMMUNITY COLLEGE

PERMANENT RESIDENCE	ALL LEVELS		UNDERGRADUATE		GRADUATE		NEW UNDERGRADUATES FIRST TIME		TRANSFERS	
	TOTAL	FULL-TIME	PART-TIME	TOTAL	FULL-TIME	PART-TIME	TOTAL	FULL-TIME	TOTAL	FULL-TIME
WASHINGTON COUNTY	1	1	-	1	-	-	-	-	-	-
WESTCHESTER COUNTY	68	67	1	68	67	1	36	36	4	4
* - COUNTY OR COUNTIES SPONSORING THIS COLLEGE										
REST OF THE UNITED STATES	36	28	8	36	28	8	12	9	8	5
ALABAMA	1	1	-	1	1	-	1	1	-	-
CONNECTICUT	1	1	-	1	1	-	-	-	-	-
GEORGIA	1	1	-	1	1	-	-	-	-	-
MARYLAND	1	1	-	1	1	-	1	1	-	-
NEW JERSEY	12	12	-	12	12	-	6	6	1	1
OHIO	1	1	-	1	1	-	-	-	-	-
PENNSYLVANIA	19	11	8	19	11	8	4	1	7	4
FOREIGN COUNTRIES	117	110	7	117	110	7	6	5	-	-
FAR EAST	112	105	7	112	105	7	5	4	-	-
JAPAN	101	96	5	101	96	5	5	4	-	-
REPUBLIC OF KOREA	1	1	-	1	1	-	-	-	-	-
PHILIPPINES	10	8	2	10	8	2	-	-	-	-
EUROPE	4	4	-	4	4	-	1	1	-	-
FEDERAL REP. OF GERMANY	1	1	-	1	1	-	-	-	-	-
UNITED KINGDOM	3	3	-	3	3	-	1	1	-	-
SOUTH AMERICA	1	1	-	1	1	-	-	-	-	-
COLOMBIA	1	1	-	1	1	-	-	-	-	-

647

648

FALL 1991 CREDIT COURSE STUDENTS BY PERMANENT RESIDENCE  
TOMPKINS-CORTLAND COMMUNITY COLLEGE

PERMANENT RESIDENCE	ALL LEVELS		UNDERGRADUATE		GRADUATE		NEW UNDERGRADUATES FIRST TIME		NEW UNDERGRADUATES TRANSFERS TOTAL	
	TOTAL	FULL-TIME	PART-TIME	TOTAL	FULL-TIME	PART-TIME	TOTAL	FULL-TIME		
ALL STUDENTS	2904	1485	1419	2904	1485	1419	608	434	407	134
UNITED STATES	2850	1449	1401	2850	1449	1401	590	422	397	130
NEW YORK COUNTIES	2838	1444	1394	2838	1444	1394	588	421	390	127
ALBANY COUNTY	2	2	-	2	2	-	1	1	1	1
ALLEGANY COUNTY	1	1	-	1	1	-	-	-	-	1
BROX COUNTY	4	4	-	4	4	-	2	2	2	2
BROOME COUNTY	18	13	5	18	13	5	6	5	2	-
CATTARAUGUS COUNTY	1	1	-	1	1	-	-	-	1	1
CAYUGA COUNTY	99	58	41	99	58	41	33	25	16	9
CHAUTAUQUA COUNTY	1	-	1	1	-	1	-	-	1	-
CHEMUNG COUNTY	12	7	5	12	7	5	2	2	3	1
CHENANGO COUNTY	25	18	7	25	18	7	6	6	6	3
CLINTON COUNTY	3	3	-	3	3	-	-	-	-	-
* CORTLAND COUNTY	771	417	354	771	417	354	152	110	59	20
DELAWARE COUNTY	1	-	1	1	-	1	1	-	-	-
DUTCHESS COUNTY	5	3	2	5	3	2	1	1	2	1
ERIE COUNTY	2	2	-	2	2	-	-	-	-	-
ESSEX COUNTY	1	1	-	1	1	-	-	-	-	-
FRANKLIN COUNTY	1	1	-	1	1	-	-	-	-	-
GREENE COUNTY	3	3	-	3	3	-	1	1	-	1
HERKIMER COUNTY	1	1	-	1	1	-	-	-	1	-
JEFFERSON COUNTY	1	1	-	1	1	-	1	1	-	-
KINGS COUNTY	8	5	3	8	5	3	2	2	2	1
LEWIS COUNTY	3	3	-	3	3	-	2	2	1	1
LIVINGSTON COUNTY	3	3	-	3	3	-	2	2	3	-
MADISON COUNTY	10	8	2	10	8	2	3	3	1	-
MONROE COUNTY	6	6	-	6	6	-	2	2	2	2
MONTGOMERY COUNTY	2	2	-	2	2	-	-	-	1	1
NASSAU COUNTY	10	6	4	10	6	4	-	-	5	2
NEW YORK (MANHATTAN)	10	9	1	10	9	1	1	1	4	3
ONEIDA COUNTY	4	4	-	4	4	-	-	-	1	1
ONONDAGA COUNTY	32	24	8	32	24	8	9	9	10	5
ORANGE COUNTY	1	1	-	1	1	-	-	-	-	-
OSWEGO COUNTY	13	12	1	13	12	1	7	7	-	-
OTSEGO COUNTY	1	1	-	1	1	-	1	1	1	1
PUTNAM COUNTY	2	2	-	2	2	-	-	-	-	-
QUEENS COUNTY	2	2	-	2	2	-	1	1	1	1
RENSELAER COUNTY	2	2	-	2	2	-	1	1	1	-
RICHMOND (STATEN ISLAND)	1	1	-	1	1	-	1	1	-	-



FALL 1991 CREDIT COURSE STUDENTS BY PERMANENT RESIDENCE  
TOMPKINS-CORTLAND COMMUNITY COLLEGE

PERMANENT RESIDENCE	ALL LEVELS			UNDERGRADUATE			GRADUATE			NEW UNDERGRADUATES TRANSFERS		
	TOTAL	FULL-TIME	PART-TIME	TOTAL	FULL-TIME	PART-TIME	TOTAL	FULL-TIME	PART-TIME	TOTAL	FULL-TIME	TOTAL
ROCKLAND COUNTY	2	-	2	2	-	2	-	-	-	1	-	1
ST. LAWRENCE COUNTY	3	1	2	3	1	2	-	-	-	2	1	1
SARATOGA COUNTY	3	3	-	3	3	-	-	-	-	1	1	1
SCHOHARIE COUNTY	1	1	-	1	1	-	-	-	-	1	1	1
SCHUYLER COUNTY	45	23	22	45	23	22	-	-	-	7	4	7
SENECA COUNTY	47	26	21	47	26	21	-	-	-	13	10	6
STEUBEN COUNTY	5	2	3	5	2	3	-	-	-	2	1	2
SUFFOLK COUNTY	20	15	5	20	15	5	-	-	-	2	2	12
SULLIVAN COUNTY	3	3	-	3	3	-	-	-	-	-	-	1
TIOGA COUNTY	163	91	72	163	91	72	-	-	-	43	32	17
* TOMPKINS COUNTY	1272	568	704	1272	568	704	-	-	-	232	155	143
ULSTER COUNTY	7	6	1	7	6	1	-	-	-	2	2	4
WARREN COUNTY	1	1	-	1	1	-	-	-	-	1	1	-
WAYNE COUNTY	3	3	-	3	3	-	-	-	-	2	2	-
WESTCHESTER COUNTY	5	2	3	5	2	3	-	-	-	-	-	2
WYOMING COUNTY	2	2	-	2	2	-	-	-	-	2	2	-
YATES COUNTY	7	7	-	7	7	-	-	-	-	1	1	1
COUNTY UNKNOWN	187	63	124	187	63	124	-	-	-	39	21	69

\* - COUNTY OR COUNTIES SPONSORING THIS COLLEGE

REST OF THE UNITED STATES	12	5	7	12	5	7	-	-	-	2	1	7	3
CALIFORNIA	2	2	-	2	2	-	-	-	-	-	-	1	1
CONNECTICUT	2	2	2	2	2	2	-	-	-	-	-	2	-
GEORGIA	1	1	-	1	1	-	-	-	-	1	1	-	-
INDIANA	1	1	1	1	1	1	-	-	-	-	-	1	1
KENTUCKY	1	1	-	1	1	-	-	-	-	-	-	1	-
MASSACHUSETTS	1	-	1	1	-	1	-	-	-	-	-	1	-
NEW JERSEY	3	1	2	3	1	2	-	-	-	1	-	2	1
PENNSYLVANIA	1	-	1	1	-	1	-	-	-	-	-	-	-
FOREIGN COUNTRIES	54	36	18	54	36	18	-	-	-	18	12	10	4
FAR EAST	30	21	9	30	21	9	-	-	-	10	7	5	3
PEOPLES REPUB. OF CHINA	4	1	3	4	1	3	-	-	-	1	1	1	-
REPUBLIC OF CHINA	8	6	2	8	6	2	-	-	-	5	4	1	-
HONG KONG	1	1	-	1	1	-	-	-	-	-	-	-	-
INDIA	1	1	-	1	1	-	-	-	-	-	-	-	-
INDONESIA	5	2	3	5	2	3	-	-	-	1	-	2	2
JAPAN	6	6	-	6	6	-	-	-	-	2	2	2	-
PEOPLES REPUB. OF KOREA	1	-	1	1	-	1	-	-	-	1	-	-	-



FALL 1991 CREDIT COURSE STUDENTS BY PERMANENT RESIDENCE  
TOMPKINS-CORTLAND COMMUNITY COLLEGE

PERMANENT RESIDENCE	ALL LEVELS			UNDERGRADUATE			GRADUATE			NEW UNDERGRADUATES TRANSFERS		
	TOTAL	FULL-TIME	PART-TIME	TOTAL	FULL-TIME	PART-TIME	TOTAL	FULL-TIME	PART-TIME	TOTAL	FULL-TIME	TOTAL
REPUBLIC OF KOREA	1	1	-	1	1	-	-	-	-	-	-	1
LAOS	1	1	-	1	1	-	-	-	-	-	-	-
VIET-NAM	2	2	-	2	2	-	-	-	-	-	-	-
NEAR AND MIDDLE EAST	1	1	-	1	1	-	-	-	-	-	-	-
TURKEY	1	1	-	1	1	-	-	-	-	-	-	-
EUROPE	9	4	5	9	4	5	-	-	-	3	1	3
CZECHOSLOVAKIA	1	-	1	1	-	1	-	-	-	-	-	-
GREECE	1	1	-	1	1	-	-	-	-	1	1	-
ROMANIA	1	1	-	1	1	-	-	-	-	-	-	-
SPAIN	1	1	-	1	1	-	-	-	-	-	-	-
SOVIET SOCIALIST REPUB.	3	-	3	3	-	3	-	-	-	2	-	1
UNITED KINGDOM	1	1	-	1	1	-	-	-	-	-	-	1
YUGOSLAVIA	1	-	1	1	-	1	-	-	-	-	-	1
CARIBBEAN	1	1	-	1	1	-	-	-	-	-	-	-
HAITI	1	1	-	1	1	-	-	-	-	-	-	-
AFRICA	5	3	2	5	3	2	-	-	-	-	-	1
ALGERIA	1	-	1	1	-	1	-	-	-	-	-	-
GHANA	1	1	-	1	1	-	-	-	-	-	-	-
KENYA	1	1	-	1	1	-	-	-	-	-	-	-
LIBERIA	1	1	-	1	1	-	-	-	-	-	-	-
TUNISIA	1	1	-	1	1	-	-	-	-	-	-	-
SOUTH AMERICA	4	2	2	4	2	2	-	-	-	2	1	1
ARGENTINA	1	-	1	1	-	1	-	-	-	-	-	-
BRAZIL	2	1	1	2	1	1	-	-	-	1	-	1
VENEZUELA	1	1	-	1	1	-	-	-	-	1	-	-
OCEANIA	1	1	-	1	1	-	-	-	-	-	-	-
AUSTRALIA	1	1	-	1	1	-	-	-	-	1	-	-
NORTH AMERICA	1	1	-	1	1	-	-	-	-	-	-	-
CANADA	1	1	-	1	1	-	-	-	-	-	-	-
FOREIGN RESIDENCE UNKNOWN	2	2	-	2	2	-	-	-	-	2	2	-
FOREIGN COUNTRY UNKNOWN	2	2	-	2	2	-	-	-	-	2	2	-

FALL 1991 CREDIT COURSE STUDENTS BY PERMANENT RESIDENCE  
ULSTER COUNTY COMMUNITY COLLEGE

PERMANENT RESIDENCE	ALL LEVELS		UNDERGRADUATE		GRADUATE		NEW UNDERGRADUATES FIRST TIME		TRANSFERS	FULL-TIME	
	TOTAL	FULL-TIME	PART-TIME	TOTAL	FULL-TIME	PART-TIME	TOTAL	FULL-TIME			
ALL STUDENTS	2888	1472	1416	2888	1472	1416	-	839	514	137	109
UNITED STATES	2879	1464	1415	2879	1464	1415	-	838	514	137	109
NEW YORK COUNTIES	2861	1449	1412	2861	1449	1412	-	831	508	132	106
ALBANY COUNTY	5	5	-	5	5	-	-	4	4	-	-
BRONX COUNTY	37	35	2	37	35	2	-	14	14	8	8
BROOME COUNTY	2	2	-	2	2	-	-	-	-	1	1
CATTARAUGUS COUNTY	1	1	-	1	1	-	-	-	-	1	1
CHAUTAUQUA COUNTY	2	2	-	2	2	-	-	-	-	1	1
CHEMUNG COUNTY	2	2	-	2	2	-	-	1	1	1	1
COLUMBIA COUNTY	4	-	4	4	-	4	-	3	-	-	-
DELAWARE COUNTY	11	5	6	11	5	6	-	5	3	1	1
DUTCHESS COUNTY	53	28	25	53	28	25	-	25	13	3	3
ERIE COUNTY	3	3	-	3	3	-	-	1	1	-	-
FULTON COUNTY	1	-	1	1	-	1	-	-	-	-	-
GENESEE COUNTY	1	1	-	1	1	-	-	-	-	-	-
GREENE COUNTY	5	-	5	5	-	5	-	2	-	-	-
HERKIMER COUNTY	1	1	-	1	1	-	-	1	1	-	-
JEFFERSON COUNTY	2	2	-	2	2	-	-	-	-	-	-
KINGS COUNTY	74	70	4	74	70	4	-	22	22	16	16
LIVINGSTON COUNTY	1	1	-	1	1	-	-	-	-	-	-
MONROE COUNTY	4	4	-	4	4	-	-	2	2	1	1
NASSAU COUNTY	14	13	1	14	13	1	-	3	2	2	2
NEW YORK (MANHATTAN)	30	29	1	30	29	1	-	6	6	9	9
ONEIDA COUNTY	1	1	-	1	1	-	-	-	-	-	-
ONONDAGA COUNTY	9	9	-	9	9	-	-	4	4	3	3
ORANGE COUNTY	32	23	9	32	23	9	-	13	9	4	4
OTSEGO COUNTY	1	1	-	1	1	-	-	1	1	-	-
QUEENS COUNTY	35	31	4	35	31	4	-	12	11	1	1
RENSSELAER COUNTY	2	2	-	2	2	-	-	1	1	-	-
RICHMOND (STATEN ISLAND)	7	4	3	7	4	3	-	2	1	1	1
ROCKLAND COUNTY	6	5	1	6	5	1	-	4	3	2	2
SARATOGA COUNTY	1	1	-	1	1	-	-	1	1	-	-
SENECA COUNTY	2	2	-	2	2	-	-	2	2	-	-
STEBEN COUNTY	2	2	-	2	2	-	-	1	1	-	-
SUFFOLK COUNTY	13	8	5	13	8	5	-	7	1	1	1
SULLIVAN COUNTY	20	13	7	20	13	7	-	9	-	1	1
TIOGA COUNTY	2	2	-	2	2	-	-	-	-	-	-
ULSTER COUNTY	2454	1124	1330	2454	1124	1330	-	676	390	72	46
WAYNE COUNTY	2	2	-	2	2	-	-	1	1	-	-

FALL 1991 CREDIT COURSE STUDENTS BY PERMANENT RESIDENCE  
ULSTER COUNTY COMMUNITY COLLEGE

PERMANENT RESIDENCE	ALL LEVELS			UNDERGRADUATE			GRADUATE			NEW UNDERGRADUATES FIRST TIME TRANSFERS			
	FULL-TIME		PART-TIME	FULL-TIME		PART-TIME	FULL-TIME		PART-TIME	FULL-TIME		TOTAL	
	TOTAL	19	16	3	19	16	3	19	16	3	8	7	2
WESTCHESTER COUNTY	19	16	3	19	16	3	-	-	-	-	8	7	2
* - COUNTY OR COUNTIES SPONSORING THIS COLLEGE	18	15	3	18	15	3	-	-	-	-	7	6	3
REST OF THE UNITED STATES	3	3	-	3	3	-	-	-	-	-	-	-	1
CONNECTICUT	5	3	2	5	3	2	-	-	-	-	1	1	3
MASSACHUSETTS	1	1	-	1	1	-	-	-	-	-	1	1	-
MICHIGAN	1	1	-	1	1	-	-	-	-	-	1	1	-
NEW HAMPSHIRE	3	3	-	3	3	-	-	-	-	-	1	1	-
NEW JERSEY	1	1	-	1	1	-	-	-	-	-	-	-	1
OHIO	1	1	-	1	1	-	-	-	-	-	-	-	1
PENNSYLVANIA	1	-	1	1	-	1	-	-	-	-	1	-	-
VERMONT	2	2	-	2	2	-	-	-	-	-	2	2	-
VIRGINIA	1	1	-	1	1	-	-	-	-	-	1	1	-
FOREIGN COUNTRIES	9	8	1	9	8	1	-	-	-	-	1	-	-
FAR EAST	4	4	-	4	4	-	-	-	-	-	-	-	-
HONG KONG	1	1	-	1	1	-	-	-	-	-	-	-	-
JAPAN	3	3	-	3	3	-	-	-	-	-	-	-	-
NEAR AND MIDDLE EAST	2	1	1	2	1	1	-	-	-	-	1	-	-
CYPRUS	1	1	-	1	1	-	-	-	-	-	-	-	-
IRAN	1	-	1	1	-	1	-	-	-	-	1	-	-
EUROPE	3	3	-	3	3	-	-	-	-	-	-	-	-
CZECHOSLOVAKIA	1	1	-	1	1	-	-	-	-	-	-	-	-
HUNGARY	1	1	-	1	1	-	-	-	-	-	-	-	-
NETHERLANDS	1	1	-	1	1	-	-	-	-	-	-	-	-

657

658



FALL 1991 CREDIT COURSE STUDENTS BY PERMANENT RESIDENCE  
WESTCHESTER COMMUNITY COLLEGE

PERMANENT RESIDENCE	ALL LEVELS			UNDERGRADUATE			GRADUATE			NEW UNDERGRADUATES FIRST TIME TRANSFERS			
	TOTAL	FULL-TIME	PART-TIME	TOTAL	FULL-TIME	PART-TIME	TOTAL	FULL-TIME	PART-TIME	TOTAL	FULL-TIME	TOTAL	
													TOTAL
ALL STUDENTS	11130	4673	6457	11130	4673	6457	-	-	-	3398	1570	755	362
UNITED STATES	11069	4630	6439	11069	4630	6439	-	-	-	3371	1554	754	361
NEW YORK COUNTIES	11031	4609	6422	11031	4609	6422	-	-	-	3355	1545	748	358
BRONX COUNTY	802	477	325	802	477	325	-	-	-	312	190	67	35
DELAWARE COUNTY	1	1	-	1	1	-	-	-	-	-	-	-	-
DUTCHESS COUNTY	30	12	18	30	12	18	-	-	-	8	4	2	-
ERIE COUNTY	1	1	-	1	1	-	-	-	-	-	-	1	-
GENESEE COUNTY	1	1	-	1	1	-	-	-	-	-	-	-	-
GREENE COUNTY	1	1	-	1	1	-	-	-	-	1	1	-	-
KINGS COUNTY	19	16	3	19	16	3	-	-	-	5	5	5	5
MONROE COUNTY	1	1	-	1	1	-	-	-	-	-	-	1	-
WASSAU COUNTY	6	4	2	6	4	2	-	-	-	5	3	-	-
NEW YORK (MANHATTAN)	51	33	18	51	33	18	-	-	-	13	8	7	3
NIAGARA COUNTY	1	-	1	1	-	1	-	-	-	-	-	1	-
ONEIDA COUNTY	1	-	1	1	-	1	-	-	-	-	-	-	-
ONONDAGA COUNTY	3	3	-	3	3	-	-	-	-	-	-	-	-
ORANGE COUNTY	20	10	10	20	10	10	-	-	-	8	5	1	-
PUTNAM COUNTY	693	346	347	693	346	347	-	-	-	224	122	37	17
QUEENS COUNTY	10	5	5	10	5	5	-	-	-	6	4	2	-
RENSELAER COUNTY	1	1	-	1	1	-	-	-	-	1	1	-	-
RICHMOND (STATEN ISLAND)	1	1	-	1	1	-	-	-	-	1	1	-	-
ROCKLAND COUNTY	102	38	64	102	38	64	-	-	-	31	16	14	-
SARATOGA COUNTY	3	2	1	3	2	1	-	-	-	-	-	3	-
SCHENECTADY COUNTY	3	3	-	3	3	-	-	-	-	-	-	2	-
STEUBEN COUNTY	1	1	-	1	1	-	-	-	-	-	-	1	-
SUFFOLK COUNTY	8	6	2	8	6	2	-	-	-	3	3	3	-
TIICGA COUNTY	2	-	2	2	-	2	-	-	-	1	-	-	-
WESTCHESTER COUNTY	9268	3646	5622	9268	3646	5622	-	-	-	2736	1182	598	28
* REST OF THE UNITED STATES	38	21	17	38	21	17	-	-	-	16	9	6	-
CONNECTICUT	21	9	12	21	9	12	-	-	-	8	3	3	-
INDIANA	1	1	-	1	1	-	-	-	-	-	-	-	-
MASSACHUSETTS	1	1	-	1	1	-	-	-	-	-	-	-	-
NEW JERSEY	13	8	5	13	8	5	-	-	-	6	4	3	-
PENNSYLVANIA	1	1	-	1	1	-	-	-	-	1	1	1	-
WISCONSIN	1	1	-	1	1	-	-	-	-	1	1	1	-

\* - COUNTY OR COUNTIES SPONSORING THIS COLLEGE

FALL 1991 CREDIT COURSE STUDENTS BY PERMANENT RESIDENCE  
WESTCHESTER COMMUNITY COLLEGE

PERMANENT RESIDENCE	ALL LEVELS		UNDERGRADUATE		GRADUATE		NEW UNDERGRADUATES FIRST TIME		TRANSFERS		
	TOTAL	FULL-TIME	PART-TIME	TOTAL	FULL-TIME	PART-TIME	TOTAL	FULL-TIME	TOTAL	FULL-TIME	
FOREIGN COUNTRIES	61	43	18	61	43	18	-	27	16	1	1
FAR EAST	5	2	3	5	2	3	-	2	-	-	-
HONG KONG	1	-	1	1	-	1	-	1	-	-	-
JAPAN	1	-	1	1	-	1	-	1	-	-	-
REPUBLIC OF KOREA	1	1	-	1	1	-	-	-	-	-	-
MALAYSIA	1	1	-	1	1	-	-	-	-	-	-
THAILAND	1	-	1	1	-	1	-	-	-	-	-
NEAR AND MIDDLE EAST	4	3	1	4	3	1	-	2	2	1	1
ISRAEL	1	-	1	1	-	1	-	-	-	-	-
JORDAN	1	1	-	1	1	-	-	1	1	-	-
KUWAIT	1	1	-	1	1	-	-	1	1	-	-
PAKISTAN	1	1	-	1	1	-	-	-	-	1	1
EUROPE	6	5	1	6	5	1	-	3	2	-	-
FEDERAL REP. OF GERMANY	1	1	-	1	1	-	-	1	1	-	-
GERMAN DEMOCRATIC REPUB	1	1	-	1	1	-	-	-	-	-	-
HUNGARY	1	1	-	1	1	-	-	-	-	-	-
ITALY	1	-	1	1	-	1	-	1	-	-	-
UNITED KINGDOM	1	1	-	1	1	-	-	-	-	-	-
YUGOSLAVIA	1	1	-	1	1	-	-	1	1	-	-
CARIBBEAN	8	7	1	8	7	1	-	4	3	-	-
DOMINICAN REPUBLIC	1	1	-	1	1	-	-	-	-	-	-
JAMAICA	6	6	-	6	6	-	-	3	3	-	-
NETHERLANDS ANTILLES	1	-	1	1	-	1	-	1	-	-	-
AFRICA	3	2	1	3	2	1	-	1	1	-	-
ETHIOPIA	1	1	-	1	1	-	-	-	-	-	-
NIGERIA	1	-	1	1	-	1	-	-	-	-	-
SENEGAL	1	1	-	1	1	-	-	1	1	-	-
SOUTH AMERICA	6	6	-	6	6	-	-	1	1	-	-
BRAZIL	2	2	-	2	2	-	-	1	1	-	-
CHILE	1	1	-	1	1	-	-	-	-	-	-
GUYANA	1	1	-	1	1	-	-	-	-	-	-
PERU	2	2	-	2	2	-	-	-	-	-	-
FOREIGN RESIDENCE UNKNOWN	29	18	11	29	18	11	-	14	7	-	-

FALL 1991 CREDIT COURSE STUDENTS BY PERMANENT RESIDENCE  
WESTCHESTER COMMUNITY COLLEGE

PERMANENT RESIDENCE	ALL LEVELS		UNDERGRADUATE		GRADUATE		NEW UNDERGRADUATES FIRST TIME		TRANSFERS		
	TOTAL	FULL- TIME	PART- TIME	TOTAL	FULL- TIME	PART- TIME	TOTAL	FULL- TIME	TOTAL	FULL- TIME	
FOREIGN COUNTRY UNKNOWN	29	18	11	29	18	11	-	-	14	7	-

663

664



**PART III**  
**APPENDIX A**

## Appendix A

The summary tables for total credit course and new undergraduate students by level, location and region contain three origin concepts which need to be defined. The first of these is COUNTY(S) of LOCATION/SPONSORSHIP. This column represents the number of students that attend the institution (or institutional type) that claim permanent residence in either the county in which the institution is located or in a county that sponsors the institution. For those institutions located in New York City, the five boroughs (Bronx, Kings, New York, Richmond and Queens) were used as the counties of location.

The second origin concept is LOCATION AND CONTIGUOUS COUNTIES. The data in this column indicate the number of students who claim permanent residence in the New York counties in the immediate area of the county of location or sponsorship. An attached table will specify which counties were included for each institution.

The third origin concept which needs some explanation is REGION OF LOCATION. The regions used were the four New York State Planning Regions. All of the students from counties in the institutions region of location were included in this column.

To further clarify the above concepts, the following table specifies the region, location and contiguous counties that were used for each of the institutions. Note - \* indicates county of location/ sponsorship.

ALBANY

REGION - 3

CONTIGUOUS COUNTIES

\*ALBANY COUNTY  
SCHENECTADY COUNTY  
GREENE COUNTY

RENSSELAER COUNTY  
SARATOGA COUNTY  
SCHOHARIE COUNTY

---

BINGHAMTON

REGION - 2

CONTIGUOUS COUNTIES

\*BROOME COUNTY  
DELAWARE COUNTY  
CORTLAND COUNTY

TIOGA COUNTY  
CHENANGO COUNTY

---

BUFFALO (UNIV. CENTER)

REGION - 1

CONTIGUOUS COUNTIES

\*ERIE COUNTY  
CATTARAUGUS COUNTY  
GENESEE COUNTY

CHAUTAUQUA COUNTY  
NIAGARA COUNTY  
WYOMING COUNTY

---

STONY BROOK (UNIV. CENTER)

REGION - 4

CONTIGUOUS COUNTIES

NASSAU COUNTY

\*SUFFOLK COUNTY

---

BROCKPORT

REGION - 1

CONTIGUOUS COUNTIES

\*MONROE COUNTY  
ORLEANS COUNTY  
ONTARIO COUNTY

GENESEE COUNTY  
LIVINGSTON COUNTY  
WAYNE COUNTY

---

BUFFALO (COLLEGE)

REGION - 1

CONTIGUOUS COUNTIES

\*ERIE COUNTY  
CATTARAUGUS COUNTY  
GENESEE COUNTY

CHAUTAUQUA COUNTY  
NIAGARA COUNTY  
WYOMING COUNTY

---

CORTLAND

REGION - 2

CONTIGUOUS COUNTIES

\*CORTLAND COUNTY  
CAYUGA COUNTY  
ONONDAGA COUNTY  
CHENANGO COUNTY

BROOME COUNTY  
TOMPKINS COUNTY  
MADISON COUNTY  
TIOGA COUNTY

---

EMPIRE STATE

REGION - 3

CONTIGUOUS COUNTIES

ALBANY COUNTY  
HAMILTON COUNTY  
RENSSELAER COUNTY  
SCHENECTADY COUNTY  
WASHINGTON COUNTY

FULTON COUNTY  
MONTGOMERY COUNTY  
\*SARATOGA COUNTY  
WARREN COUNTY

---

FREDONIA

REGION - 1

CONTIGUOUS COUNTIES

\*CHAUTAUQUA COUNTY  
CATTARAUGUS COUNTY

ERIE COUNTY

---

GENESEO

REGION - 1

CONTIGUOUS COUNTIES

\*LIVINGSTON COUNTY  
WYOMING COUNTY  
ONTARIO COUNTY  
ALLEGANY COUNTY

GENESEE COUNTY  
MONROE COUNTY  
STEBEN COUNTY

---

NEW PALTZ

REGION - 4

CONTIGUOUS COUNTIES

\*ULSTER COUNTY  
ORANGE COUNTY  
GREENE COUNTY

DUTCHESS COUNTY  
SULLIVAN COUNTY  
DELAWARE COUNTY

---

OLD WESTBURY

REGION - 4

CONTIGUOUS COUNTIES

\*NASSAU COUNTY  
QUEENS COUNTY

SUFFOLK COUNTY

---

ONEONTA

REGION - 2

CONTIGUOUS COUNTIES

\*OTSEGO COUNTY  
SCHOHARIE COUNTY  
HERKIMER COUNTY  
CHENANGO COUNTY

DELAWARE COUNTY  
MONTGOMERY COUNTY  
MADISON COUNTY  
ONEIDA COUNTY

---

OSWEGO

REGION - 2

CONTIGUOUS COUNTIES

\*OSWEGO COUNTY  
ONONDAGA COUNTY  
ONEIDA COUNTY  
MADISON COUNTY

CAYUGA COUNTY  
JEFFERSON COUNTY  
LEWIS COUNTY

---

PLATTSBURGH

REGION - 3

CONTIGUOUS COUNTIES

\*CLINTON COUNTY  
FRANKLIN COUNTY

ESSEX COUNTY

---

POTSDAM

REGION - 3

CONTIGUOUS COUNTIES

\*ST. LAWRENCE COUNTY  
HAMILTON COUNTY  
LEWIS COUNTY

FRANKLIN COUNTY  
HERKIMER COUNTY  
JEFFERSON COUNTY

---

PURCHASE

REGION - 4

CONTIGUOUS COUNTIES

ROCKLAND COUNTY  
PUTNAM COUNTY

BRONX COUNTY  
\*WESTCHESTER COUNTY

---

BUFFALO (HSC)

REGION - 1

CONTIGUOUS COUNTIES

\*ERIE COUNTY  
CATTARAUGUS COUNTY  
GENESEE COUNTY

CHAUTAUQUA COUNTY  
NIAGARA COUNTY  
WYOMING COUNTY

---

DOWNSTATE

REGION - 4

CONTIGUOUS COUNTIES

\*KINGS COUNTY  
\*NEW YORK (MANHATTAN)  
\*QUEENS COUNTY

\*BRONX COUNTY  
\*RICHMOND (STATEN ISLAND)

---



STONY BROOK (HSC)

REGION - 4

CONTIGUOUS COUNTIES

NASSAU COUNTY

\*SUFFOLK COUNTY

---

UPSTATE

REGION - 2

CONTIGUOUS COUNTIES

\*ONONDAGA COUNTY

OSWEGO COUNTY

CAYUGA COUNTY

MADISON COUNTY

CORTLAND COUNTY

---

ENVIR. SCI. & FORESTRY

REGION - 2

CONTIGUOUS COUNTIES

\*ONONDAGA COUNTY

OSWEGO COUNTY

CAYUGA COUNTY

MADISON COUNTY

CORTLAND COUNTY

---

MARITIME

REGION - 4

CONTIGUOUS COUNTIES

\*BRONX COUNTY

\*NEW YORK (MANHATTAN)

\*KINGS COUNTY

\*QUEENS COUNTY

\*RICHMOND (STATEN ISLAND)

---

OPTOMETRY

REGION - 4

CONTIGUOUS COUNTIES

\*NEW YORK (MANHATTAN)

\*RICHMOND (STATEN ISLAND)

\*KINGS COUNTY

\*QUEENS COUNTY

\*BRONX COUNTY

---

TECHNOLOGY - UTICA/ROME

REGION - 3

CONTIGUOUS COUNTIES

\*ONEIDA COUNTY

HERKIMER COUNTY

MADISON COUNTY

OTSEGO COUNTY

LEWIS COUNTY

---

AGRIC. & LIFE SCIENCES

REGION - 2

CONTIGUOUS COUNTIES

\*TOMPKINS COUNTY  
CAYUGA COUNTY  
SCHUYLER COUNTY  
TIOGA COUNTY

CORTLAND COUNTY  
SENECA COUNTY  
CHEMUNG COUNTY

---

CERAMICS

REGION - 1

CONTIGUOUS COUNTIES

\*ALLEGANY COUNTY  
LIVINGSTON COUNTY  
CATTARAUGUS COUNTY

STEBEN COUNTY  
WYOMING COUNTY

---

HUMAN ECOLOGY

REGION - 2

CONTIGUOUS COUNTIES

\*TOMPKINS COUNTY  
CAYUGA COUNTY  
SCHUYLER COUNTY  
TIOGA COUNTY

CORTLAND COUNTY  
SENECA COUNTY  
CHEMUNG COUNTY

---

IND. & LABOR RELATIONS

REGION - 2

CONTIGUOUS COUNTIES

\*TOMPKINS COUNTY  
CAYUGA COUNTY  
SCHUYLER COUNTY  
TIOGA COUNTY

CORTLAND COUNTY  
SENECA COUNTY  
CHEMUNG COUNTY

---

VETERINARY MEDICINE

REGION - 2

CONTIGUOUS COUNTIES

\*TOMPKINS COUNTY  
CAYUGA COUNTY  
SCHUYLER COUNTY  
TIOGA COUNTY

CORTLAND COUNTY  
SENECA COUNTY  
CHEMUNG COUNTY

---

ALFRED

REGION - 1

CONTIGUOUS COUNTIES

\*ALLEGANY COUNTY  
LIVINGSTON COUNTY  
CATTARAUGUS COUNTY

STEBEN COUNTY  
WYOMING COUNTY

---

CANTON

REGION - 3

CONTIGUOUS COUNTIES

\*ST. LAWRENCE COUNTY  
HAMILTON COUNTY  
LEWIS COUNTY

FRANKLIN COUNTY  
HERKIMER COUNTY  
JEFFERSON COUNTY

---

COBLESKILL

REGION - 3

CONTIGUOUS COUNTIES

\*SCHOHARIE COUNTY  
MONTGOMERY COUNTY  
DELAWARE COUNTY  
GREENE COUNTY

SCHENECTADY COUNTY  
OTSEGO COUNTY  
ALBANY COUNTY

---

DELHI

REGION - 2

CONTIGUOUS COUNTIES

\*DELAWARE COUNTY  
SULLIVAN COUNTY  
GREENE COUNTY  
CHENANGO COUNTY

OTSEGO COUNTY  
ULSTER COUNTY  
SCHOHARIE COUNTY  
BROOME COUNTY

---

FARMINGDALE

REGION - 4

CONTIGUOUS COUNTIES

\*NASSAU COUNTY  
QUEENS COUNTY

SUFFOLK COUNTY

---

MORRISVILLE

REGION - 2

CONTIGUOUS COUNTIES

\*MADISON COUNTY  
ONONDAGA COUNTY  
OSWEGO COUNTY  
CORTLAND COUNTY

ONEIDA COUNTY  
CHENANGO COUNTY  
OTSEGO COUNTY

---

ADIRONDACK

REGION - 3

CONTIGUOUS COUNTIES

\*WARREN COUNTY  
SARATOGA COUNTY  
HAMILTON COUNTY

\*WASHINGTON COUNTY  
ESSEX COUNTY

---

BROOME

REGION - 2

CONTIGUOUS COUNTIES

\*BROOME COUNTY  
DELAWARE COUNTY  
CORTLAND COUNTY

TIOGA COUNTY  
CHENANGO COUNTY

---

CAYUGA COUNTY

REGION - 2

CONTIGUOUS COUNTIES

\*CAYUGA COUNTY  
SENECA COUNTY  
OSWEGO COUNTY  
CORTLAND COUNTY

ONONDAGA COUNTY  
WAYNE COUNTY  
TOMPKINS COUNTY

---

CLINTON

REGION - 3

CONTIGUOUS COUNTIES

\*CLINTON COUNTY  
FRANKLIN COUNTY

ESSEX COUNTY

---

COLUMBIA-GREENE

REGION - 3

CONTIGUOUS COUNTIES

\*COLUMBIA COUNTY  
DUTCHESS COUNTY  
RENSSELAER COUNTY  
DELAWARE COUNTY

\*GREENE COUNTY  
ULSTER COUNTY  
ALBANY COUNTY  
SCHOHARIE COUNTY

---

CC FINGER LAKES

REGION - 1

CONTIGUOUS COUNTIES

\*ONTARIO COUNTY  
MONROE COUNTY  
YATES COUNTY  
STEBEN COUNTY

WAYNE COUNTY  
SENECA COUNTY  
LIVINGSTON COUNTY

---

CORNING

REGION - 1

CONTIGUOUS COUNTIES

\*STEBEN COUNTY  
\*SCHUYLER COUNTY

\*CHEMUNG COUNTY

---

DUTCHLSS

REGION - 4

CONTIGUOUS COUNTIES

\*DUTCHESS COUNTY  
ORANGE COUNTY  
COLUMBIA COUNTY

ULSTER COUNTY  
PUTNAM COUNTY

---

ERIE

REGION - 1

CONTIGUOUS COUNTIES

\*ERIE COUNTY  
GENESEE COUNTY  
CHAUTAUQUA COUNTY

NIAGARA COUNTY  
WYOMING COUNTY  
CATTARAUGUS COUNTY

---

FASHION INSTITUTE

REGION - 4

CONTIGUOUS COUNTIES

\*NEW YORK (MANHATTAN)  
\*QUEENS COUNTY  
\*RICHMOND (STATEN ISLAND)

\*BRONX COUNTY  
\*KINGS COUNTY

---

FULTON-MONTGOMERY

REGION - 3

CONTIGUOUS COUNTIES

\*FULTON COUNTY  
SARATOGA COUNTY  
SCHOHARIE COUNTY  
HERKIMER COUNTY

\*MONTGOMERY COUNTY  
SCHENECTADY COUNTY  
OTSEGO COUNTY  
HAMILTON COUNTY

---

GENESEE

REGION - 1

CONTIGUOUS COUNTIES

\*GENESEE COUNTY  
ERIE COUNTY  
MONROE COUNTY  
NIAGARA COUNTY

ORLEANS COUNTY  
LIVINGSTON COUNTY  
WYOMING COUNTY

---

HERKIMER COUNTY

REGION - 3

CONTIGUOUS COUNTIES

\*HERKIMER COUNTY  
OTSEGO COUNTY  
FULTON COUNTY  
ST. LAWRENCE COUNTY

ONEIDA COUNTY  
MONTGOMERY COUNTY  
HAMILTON COUNTY  
LEWIS COUNTY

---

HUDSON VALLEY

REGION - 3

CONTIGUOUS COUNTIES

\*RENSSELAER COUNTY  
WASHINGTON COUNTY  
COLUMBIA COUNTY

ALBANY COUNTY  
SARATOGA COUNTY  
SCHENECTADY COUNTY

---

JAMESTOWN

REGION - 1

CONTIGUOUS COUNTIES

\*CHAUTAUQUA COUNTY  
ERIE COUNTY

CATTARAUGUS COUNTY

---

JEFFERSON

REGION - 3

CONTIGUOUS COUNTIES

\*JEFFERSON COUNTY  
OSWEGO COUNTY

LEWIS COUNTY  
ST. LAWRENCE COUNTY

---

MOHAWK VALLEY

REGION - 3

CONTIGUOUS COUNTIES

\*ONEIDA COUNTY  
MADISON COUNTY  
OSWEGO COUNTY

HERKIMER COUNTY  
OTSEGO COUNTY  
LEWIS COUNTY

---

MONROE

REGION - 1

CONTIGUOUS COUNTIES

\*MONROE COUNTY  
ONTARIO COUNTY  
ORLEANS COUNTY

LIVINGSTON COUNTY  
WAYNE COUNTY  
GENESEE COUNTY

---

NASSAU

REGION - 4

CONTIGUOUS COUNTIES

\*NASSAU COUNTY  
QUEENS COUNTY

SUFFOLK COUNTY

---

NIAGARA COUNTY

REGION - 1

CONTIGUOUS COUNTIES

\*NIAGARA COUNTY  
GENESEE COUNTY

ERIE COUNTY  
ORLEANS COUNTY

---

NORTH COUNTY

REGION - 3

CONTIGUOUS COUNTIES

\*ESSEX COUNTY  
CLINTON COUNTY  
HAMILTON COUNTY

\*FRANKLIN COUNTY  
ST. LAWRENCE COUNTY  
WARREN COUNTY

---

ONONDAGA

REGION - 2

CONTIGUOUS COUNTIES

\*ONONDAGA COUNTY  
OSWEGO COUNTY  
CORTLAND COUNTY

MADISON COUNTY  
CAYUGA COUNTY

---

ORANGE COUNTY

REGION - 4

CONTIGUOUS COUNTIES

\*ORANGE COUNTY  
ULSTER COUNTY  
PUTNAM COUNTY

SULLIVAN COUNTY  
DUTCHESS COUNTY  
ROCKLAND COUNTY

---

ROCKLAND

REGION - 4

CONTIGUOUS COUNTIES

\*ROCKLAND COUNTY  
WESTCHESTER COUNTY

ORANGE COUNTY

---

SCHENECTADY COUNTY

REGION - 3

CONTIGUOUS COUNTIES

\*SCHENECTADY COUNTY  
SCHOHARIE COUNTY  
MONTGOMERY COUNTY

ALBANY COUNTY  
SARATOGA COUNTY  
RENSSELAER COUNTY

---

SUFFOLK COUNTY

REGION - 4

CONTIGUOUS COUNTIES

\*SUFFOLK COUNTY

NASSAU COUNTY

---

SULLIVAN COUNTY

REGION - 4

CONTIGUOUS COUNTIES

\*SULLIVAN COUNTY  
ORANGE COUNTY

ULSTER COUNTY  
DELAWARE COUNTY

---

TOMPKINS-CORTLAND

REGION - 2

CONTIGUOUS COUNTIES

\*TOMPKINS COUNTY  
TIOGA COUNTY  
SENECA COUNTY  
SCHUYLER COUNTY

\*CORTLAND COUNTY  
CAYUGA COUNTY  
CHEMUNG COUNTY

---

ULSTER COUNTY

REGION - 4

CONTIGUOUS COUNTIES

\*ULSTER COUNTY  
GREENE COUNTY  
SULLIVAN COUNTY

DUTCHESS COUNTY  
DELAWARE COUNTY  
ORANGE COUNTY

---

WESTCHESTER

REGION - 4

CONTIGUOUS COUNTIES

\*WESTCHESTER COUNTY  
ROCKLAND COUNTY

PUTNAM COUNTY  
BRONX COUNTY

---



**PART IV**  
**PUBLICATIONS LIST**

**PUBLICATION LIST**  
**CENTRAL STAFF OFFICE OF INSTITUTIONAL RESEARCH**

\* Indicates OUT OF PRINT

REPORT TITLE	YEARS					
<b>ACADEMIC LIBRARY STATISTICS</b> (Now done as a STATISTICAL RELEASE.)	DATA YEAR	1967-1969	1969-1970	1972-1975	1976-1977	1978-1979
•	RPT. NO.	*8	*18	*12-76	*12-76	*12-80
•	DATA YEAR	1980-1983				
	RPT. NO.	12-84				
<b>AGE GROUP AND SEX OF STUDENTS</b>	DATA YEAR	1974	1975	1976	1977	1978
•	RPT. NO.	*8-75	*8-76	*8-77	8-78	8-79
•	DATA YEAR	1979	1980	1981	1982	1983
•	RPT. NO.	8-81	8-82	8-83	8-84	8-84A
•	DATA YEAR	1984	1985	1986	1987	1988
•	RPT. NO.	8-85	8-86	8-87	8-88	8-89
•	DATA YEAR	1989	1990	1991		
•	RPT. NO.	8-90	8-91	8-92		
<b>APPLICATION AND ENROLLMENT PATTERNS OF TRANSFER STUDENTS</b>	DATA YEAR	1970	1971	1972	1973	1974
•	RPT. NO.	*15	*29	*41	*6-75	*6-76
•	DATA YEAR	1975	1976 & 1977	1978	1979	1983
•	RPT. NO.	6-76A	6-79	6-80	6-81	6-84
•	DATA YEAR	1984	1985	1986	1987	1988
•	RPT. NO.	6-85	6-86	6-87	6-88	6-89
•	DATA YEAR	1989	1990			
•	RPT. NO.	6-90	6-91			
<b>ATTRITION &amp; RETENTION OF FIRST-TIME, FULL-TIME STUDENTS IN TWO YEAR AND BACCALAUREATE DEGREE PROGRAMS</b> (Partial history of later cohorts included starting with Rpt. 4-80.) (Postsecondary Opportunity Program Students included starting with Rpt. 4-87.)	CLASS OF	1973	1974	1975 & 1976	1977 & 1978	1982
•	RPT. NO.	*4-74	*4-76	*4-79	*4-80	4-85
•	CLASS OF	1983	1984	1988		
•	RPT. NO.	4-87	4-87A	4-92		
<b>CAMPUS SCHOOL STATISTICS</b>	DATA YEAR	1966-1968				
	RPT. NO.	*3				
<b>CHARACTERISTICS OF INSTITUTIONS UNDER THE PROGRAM OF THE STATE UNIVERSITY OF NEW YORK</b>	DATA YEAR	1970				
	RPT. NO.	*25				
<b>DEGREES AND OTHER FORMAL AWARDS</b> (Latest print-out available upon request.)	DATA YEAR	1968				
	RPT. NO.	*B-1				
<b>DEGREE AND OTHER FORMAL PROGRAMS CURRENTLY OFFERED</b> (Latest print-out available upon request.)	DATA YEAR	1969	1971	1980	1982	1984
•	RPT. NO.	*	*26	*15-80	*15-82	15-84
•	DATA YEAR	1987				
•	RPT. NO.	15-87				
<b>DIRECTORY OF SELECTED CAMPUS ADMINISTRATIVE PERSONNEL OF THE STATE UNIVERSITY OF NEW YORK</b>	DATA YEAR	1971				
	RPT. NO.	*-				
<b>EMPLOYEE CHARACTERISTICS AND SALARY STATISTICS</b>	DATA YEAR	1970				
	RPT. NO.	*23				
<b>* ENROLLMENT AND DEGREES GRANTED BY ACADEMIC PROGRAMS</b> (Latest print-out available upon request.)	DATA YEAR	Annual 1975-1977 & Degrees 1974-75 to 1976-77				
	RPT. NO.	*14-78				

**PUBLICATION LIST**  
**CENTRAL STAFF OFFICE OF INSTITUTIONAL RESEARCH**

\* Indicates OUT OF PRINT

REPORT TITLE

YEARS

ENROLLMENT BY ACADEMIC PROGRAM (Latest print-out available upon request.)	DATA YEAR	1968	1968-1971	1969-1972			
	RPT. NO.	*C-1	*33	*5-74			
•	DATA YEAR	Enrl. 1975-1977 & Degree 1974-75 to 1976-77					
•	RPT. NO.	*14-78					
ENROLLMENT, HOUSING AND FINANCIAL AID OF MINORITY GROUP STUDENTS (See STATISTICAL RELEASES for later years.)	DATA YEAR	1968					
	RPT. NO.	*1					
FACULTY AND STAFF STATISTICS BY JOB CATEGORY, ETHNIC GROUP, TENURE, RANK AND SEX	DATA YEAR		1970				
	RPT. NO.		*-				
GEOGRAPHIC ORIGINS OF FIRST TIME STUDENTS (Now included in RPT. 2-84 to date.)	DATA YEAR	1968	1969	1970	1971	1972	
	RPT. NO.	*6	*13	*22	*35	*39	
	•	DATA YEAR	1973	1974	1975	1976	1977 & 1978
•	RPT. NO.	*3-75	*3-76	*3-76A	*3-78	3-80	
•	DATA YEAR	1980 & 1981					
•	RPT. NO.	3-83					
GEOGRAPHIC ORIGINS OF STUDENTS (Includes first time & transfer students from RPT. 2-84 to date.)	DATA YEAR	1968	1969	1970	1971	1972	
	RPT. NO.	*5	*12	*21	*36	*42	
	•	DATA YEAR	1973	1974	1976	1978	1977
	•	RPT. NO.	*2-75	*2-76	2-78	2-79	2-80
	•	DATA YEAR	1979	1981	1982	1983	1984
	•	RPT. NO.	2-81	2-83	2-84	2-84A	2-85
•	DATA YEAR	1985	1986	1987	1988	1989	
•	RPT. NO.	2-86	2-87	2-88	2-89	*2-90	
•	DATA YEAR	1990	1991				
•	RPT. NO.	2-91	2-92				
GEOGRAPHIC ORIGINS OF TRANSFER STUDENTS (Now included in RPT. 2-84 to date.)	DATA YEAR	1977 & 1978					
	RPT. NO.	17-80					
GRADUATE STUDENT ADMISSIONS SURVEY	DATA YEAR	1970	1971	1972	1973	1974	
	RPT. NO.	*17	*32	*38	1-74	1-75	
•	DATA YEAR	1975	1976				
•	RPT. NO.	1-76	1-77				
HEADCOUNT ENROLLMENT AND FULL TIME EQUIVALENT WORKLOAD STATISTICS OF CREDIT COURSE STUDENTS (Now done as a STATISTICAL RELEASE.)	DATA YEAR	1968-1969	1969-1970	1970-1971			
	RPT. NO.	*7	*10	*24			
HIGH SCHOOL STATUS OF FIRST-TIME CREDIT COURSE STUDENTS (Now done as a STATISTICAL RELEASE.)	DATA YEAR		1979 & 1980				
	RPT. NO.		18-82				
INSTRUCTIONAL LOCATION AWAY FROM THE MAIN CAMPUS	DATA YEAR	1979	1986	1987	1988	1989	
	RPT. NO.	*16-80	16-87	16-88	16-89	16-90	
•	DATA YEAR	1990	1991				
•	RPT. NO.	16-91	16-92				
INVENTORY OF SELECTED INTERINSTITUTIONAL COOPERATIVE ARRANGEMENTS	DATA YEAR		1971				
	RPT. NO.		*19				

**PUBLICATION LIST**  
**CENTRAL STAFF OFFICE OF INSTITUTIONAL RESEARCH**

\* Indicates OUT OF PRINT

REPORT TITLE

YEARS

MIGRATION OF U.S. COLLEGE STUDENTS WITH EMPHASIS ON NEW YORK STATE	DATA YEAR RPT. NO.	1968 *27			
MINORITY GROUP ENROLLMENT, HOUSING AND FINANCIAL AID STATISTICS	DATA YEAR RPT. NO.	1969-71 *34			
NON-CREDIT INSTRUCTIONAL ACTIVITIES	DATA MONTHS & YEAR RPT. NO.	1984 20-85	1/1-6/30, 1984 20-85A	7/1-12/31, 1985 20-86	
"	DATA MONTHS & YEAR RPT. NO.	1/1-6/30, *1986 20-87		7/1-12/31, 1986 20-87A	
"	DATA MONTHS & YEAR RPT. NO.	1/1-6/30, 1987 20-88		7/1-12/31, 1987 20-88A	
"	DATA MONTHS & YEAR RPT. NO.	1/1-6/30, 1988 20-89		7/1-12/31, 1988 20-89A	
"	DATA MONTHS & YEAR RPT. NO.	1/1-6/30, 1989 20-90		7/1-12/31, 1989 20-90A	
"	DATA MONTHS & YEAR RPT. NO.	1/1-6/30, 1990 20-91		7/1-12/31, 1990 20-91A	
"	DATA MONTHS & YEAR RPT. NO.	1/1-6/30, 1991 20-92			
PLACEMENT OF PERSONS COMPLETING PREPARATION FOR EDUCATION CERTIFICATIONS	DATA YEAR RPT. NO.	1975 *13-75	1975-1976, 1976-1977 & 1977-78 *13-80		
PREPARATION OF EDUCATIONAL PERSONNEL (Now done as a STATISTICAL RELEASE.)	DATA YEAR RPT. NO.	1967-1968 *D-1	1969-1971 *28	1972-1975 *10-76	1973-1976 *10-76A
					1977-1979 *10-80
SUMMER CREDIT COURSE STUDENTS (Now done as a STATISTICAL RELEASE.)	DATA YEAR RPT. NO.	1968-70 *14	1971 *20		
TRENDS IN ENROLLMENT AND DEGREES (Latest report includes earlier years.)	DATA YEAR RPT. NO.	1948-1970 *11	1948-1972 *37	1948-1974 *7-75	1948-1976 *7-77
"	DATA YEAR RPT. NO.	1948-1980 *7-81	1948-1984 7-85	1948-1985 7-86	1948-1986 7-87
"	DATA YEAR RPT. NO.	1948-1988 7-89	1948-1989 7-90	1948-1990 7-91	1948-1991 7-92
TRENDS IN TUITION AND OTHER BASIC STUDENT CHARGES (Latest report includes earlier years)	DATA YEAR RPT. NO.	1963-64-1991-92 19-92			
TUITION WAIVERS HONORED BY STATE-OPERATED INSTITUTIONS OF THE STATE UNIVERSITY OF NEW YORK	DATA YEAR RPT. NO.	1970-71 & 1971-72 *31			
UTILIZATION OF RESIDENCE HALL FACILITIES	DATA YEAR RPT. NO.	1974 & 1975 9-75	1976 9-76	1977 9-77	1978 9-79
"	DATA YEAR RPT. NO.	1980 9-81	1981 9-81A	1982 9-82	1983 9-84
"	DATA YEAR RPT. NO.	1985 9-86	1986 9-87	1987 9-88	1988 9-89
"	DATA YEAR RPT. NO.	1989 9-91	1990 9-92		