

DOCUMENT RESUME

ED 349 689

EA 024 303

TITLE The Center for the Arts and Sciences: Long-Term Follow-Up Study of 1987 and 1988 Graduates. Evaluation Report.

INSTITUTION Saginaw Public Schools, Mich. Dept. of Evaluation Services.

PUB DATE Jun 92

NOTE 37p.; For related documents, see EA 024 301 and EA 024 304.

PUB TYPE Reports - Research/Technical (143)

EDRS PRICE MF01/PC02 Plus Postage.

DESCRIPTORS *Academic Achievement; *Academically Gifted; *Advanced Placement Programs; *Educational Assessment; Educational Environment; Graduate Surveys; High School Graduates; High Schools; *Program Evaluation; Student Needs

IDENTIFIERS *Saginaw City School System MI

ABSTRACT

Findings of a follow-up study that examined the experiences of the 1987 and 1988 graduates of the Center for the Arts and Sciences (CAS) program in Saginaw, Michigan, are presented in this paper. A survey mailed to a total of 78 program graduates, 36 from 1987 and 42 from 1988, elicited 21 responses, the majority of whom were from white females. Findings indicate that slightly over half of the respondents were enrolled in a school, college, or training program, and that one-third were employed full- or part-time. Respondents cited their most serious educational problem as the lack of necessary educational skills. Their greatest personal problems included the lack of activities for creative expression and excessive self-imposed pressure to succeed. They listed CAS program strengths as the supportive faculty, encouragement of creativity, and the enhanced educational experience that resulted from grouping intellectual and creative people together. Suggestions for improving the program included implementing a more selective student admission process and providing more effective college preparation. One table is included. Appendices contain a copy of the questionnaire, cover letters, and survey findings. (LMI)

 Reproductions supplied by EDRS are the best that can be made
 * from the original document. *

ED349689

EVALUATION REPORT

THE CENTER FOR THE ARTS AND SCIENCES
LONG-TERM FOLLOW-UP STUDY OF
1987 AND 1988 GRADUATES

DEPARTMENT OF EVALUATION SERVICES
- PROVIDING ASSESSMENT, PROGRAM EVALUATION AND RESEARCH SERVICES -

U.S. DEPARTMENT OF EDUCATION
Office of Educational Research and Improvement
EDUCATIONAL RESOURCES INFORMATION
CENTER (ERIC)

- This document has been reproduced as received from the person or organization originating it
- Minor changes have been made to improve reproduction quality

• Points of view or opinions stated in this document do not necessarily represent official OERI position or policy



Saginaw, Michigan

"PERMISSION TO REPRODUCE THIS MATERIAL HAS BEEN GRANTED BY


R. Claus

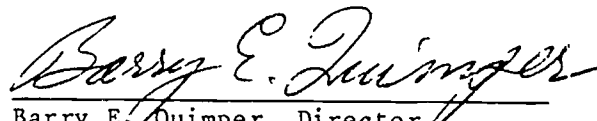
TO THE EDUCATIONAL RESOURCES INFORMATION CENTER (ERIC)."

EA 024 303

THE CENTER FOR THE ARTS AND SCIENCES
LONG-TERM FOLLOW-UP STUDY OF
1987 AND 1988 GRADUATES

An Approved Report of the
DIVISION OF ADMINISTRATION AND PERSONNEL
Department of Evaluation, Testing and Research


Richard N. Claus, Ph.D.
Manager, Program Evaluation


Barry E. Quimper, Director
Evaluation, Testing & Research

Dr. Foster B. Gibbs, Superintendent
School District of the City of Saginaw

June, 1992

TABLE OF CONTENTS

	Page
INTRODUCTION	1
DEMOGRAPHIC DATA	3
FINDINGS	5
Highlights	5
SUMMARY	9
APPENDICES	11
Appendix A: Follow-Up Study of 1987 and 1988 Graduates from the Center for the Arts and Sciences (CAS) Questionnaire and Cover Letter	12
Appendix B: Cover Letter of Second Mailing	20
Appendix C: Follow-Up Study of 1987 and 1988 Graduates from the Center for the Arts and Sciences (CAS) Questionnaire Responses	21

LIST OF TABLES

Table		Page
1	Comparison of the 1987 and 1988 CAS Graduate Population with the 1987 and 1988 CAS Graduates Returning a Follow-Up Questionnaire, by Ethnic, Background, Gender, and Total	3

INTRODUCTION

In June, 1987 and June, 1988, 36 and 42 students respectively finished their program at the Center for the Arts and Science (CAS) and were graduated as seniors by their home high schools. To determine what these former students have been doing 57 or 45 months since graduation the Department of Evaluation Services in conjunction with the CAS program director revised the 1990 graduate follow-up questionnaire of 36 items to a 35 item instrument (see Appendix A for a copy of the instrument and cover letter used) which was mailed to each graduate on March 12, 1992. A second mailing to non-responding graduates was sent out on April 5, 1992, along with another questionnaire (see Appendix B for the cover letter of the second mailing). The questionnaire directed respondents to identify their educational and/or employment status, detail their educational career since high school, predict when they will receive their baccalaureate degree, specify the perceived problems they encountered either in the work force or post high school education, describe their present schooling, detail their out-of-school activities, evaluate their CAS experience, and describe their present accomplishments and their goals for the future. Those findings are contained in Appendix C and represent all the responses received by May 27, 1992.

The results of this study should provide administrators, teachers, and counselors with data to further assist them in long-term instructional and curricular planning to better meet the needs of secondary gifted and talented students. However, individual responses from the graduates may reflect back on their experiences in the CAS program, their home high school, or a combination of these two educational experiences. Thus the responses to questions must be understood within the context of the multiple educational experiences of each graduate.

Beyond obtaining the responses, the other objective of the long-term CAS graduate follow-up study was to determine the feasibility of obtaining responses from former students who had been out of school for four to five years.

DEMOGRAPHIC DATA

The 1987 and 1988 CAS follow-up survey was mailed to 78 graduates (36 graduates from 1987 and 42 from 1988). Twenty-one questionnaires (26.9%) were returned.

Table 1 below contains a breakdown by ethnic background and sex of those returning the follow-up questionnaire and the CAS 1987 and 1988 graduating class.

TABLE 1. COMPARISON OF THE 1987 AND 1988 CAS GRADUATE POPULATION WITH THE 1987 AND 1988 CAS GRADUATES RETURNING A FOLLOW-UP QUESTIONNAIRE, BY ETHNIC BACKGROUND, GENDER, AND TOTAL.

Ethnic Background and Gender	1987 and 1988 CAS Graduates Returning Follow-Up Questionnaires			Population of 1987 and 1988 CAS Graduating Class	
	Number	Percent of Respondents	Percent of Graduates	Number	Percent
TOTAL	21	100.0	26.9	78	100.0
ETHNIC BACKGROUND					
White	18	85.7	29.5	61	78.2
Black	2	9.5	13.3	15	19.2
Spanish-American	1	4.8	50.0	2	2.6
American Indian	0	0.0	0.0	0	0.0
Oriental	0	0.0	0.0	0	0.0
GENDER					
Female	14	66.7	35.0	40	51.3
Male	7	33.3	18.4	38	48.7

A review of the ethnic background of the respondent in Table 1 above shows that 18 (85.7%) were White, 2 (9.5%) were Black and 1 (4.8%) was Spanish-American. The graduating class was made up of 61 (78.2%) White, 15 (19.2%) Black, and 1 (4.8%) Spanish-American. As can be seen the percent of

White, Black, and Spanish-American graduates responding mirrored the population of the two classes combined (85.7% versus 78.2%, 9.5% versus 19.2%, and 4.8% versus 2.6% respectively).

A total of 14 of 21 (66.7%) of the responding graduates were female and 7 of 21 (33.3%) were male. The graduating class was made up of approximately equal proportions of both genders with 51.3% being female and 48.7% being male. As can be seen females are over represented in the results than males based on the graduating class population.

The intent of the study was to describe the total 1987 and 1988 CAS graduating classes. The data presented should be viewed as representative of the survey respondents, and not necessarily reflective of the total graduating class since 26.9% of the graduates returned completed questionnaires.

FINDINGS

The reader is again reminded that the complete findings to each survey question are given in Appendix C.

Highlights

A review of the responses given by the 1987/88 CAS graduates to the long-term follow-up survey reveals the following:

- Of the 21 responding graduates, 47.6% were from the 1987 class and 52.4% were from the 1988 class.
- CAS graduates were primarily doing the following from graduation until now:
 - 71.4% in school, college or training program full-time;
 - 14.3% in school, college, or training program part-time; and
 - 14.3% employed, full-time (30 or more hours per week).
- CAS graduates are now primarily doing the following:
 - 47.6% in school, college, or training program full-time;
 - 9.5% in school, college, or training program part-time;
 - 23.8% employed, full-time (30 or more hours per week);
 - 9.5% employed, part-time (less than 30 hours per week); and
 - 9.5% unemployed, seeking employment.
- Of the nine graduates previously pursuing additional schooling or training, 7 (77.8%) were attending Michigan schools and 2 (22.2%) were attending out-of-state schools.
- Of the 12 graduates currently pursuing additional schooling or training, 8 (66.7%) are attending Michigan schools and 4 (33.4%) are attending out-of-state schools.

- CAS graduates are pursuing a number of major fields of studies including:
 - 38.8% fine arts/letters;
 - 16.7% education/social services;
 - 16.7% commercial arts/communications;
 - 11.1% engineering/architecture; and
 - 5.6% medicine/health services;
 - 5.6% business;
 - 5.6% science/agriculture.
- Since graduation from CAS, the majority (61.9%) of these graduates education have been continuous rather than interrupted (38.1%) during the regular academic year.
- 36.9% of the CAS graduates anticipate receiving their baccalaureate degree by Spring, 1992.
- A majority of the respondents (57.9%) plan to pursue additional degrees after they complete their present degree program.
- Approximately half of the respondents (45.4%) had no single serious educational problem since graduation. The remainder of the respondents mentioned the following:
 - Lacked the necessary educational skills (18.2%);
 - Unable to follow plans to accomplish goals (9.1%);
 - Disappointed with choice of school or educational program (9.1%);
 - Financial problem (9.1%); and
 - Dissatisfied with non-caring professors (9.1%).
- Of the graduates who are working (42.8%), 100.0% are employed in the same general area they planned while in the CAS program. This match of employment and interest is exceptional but this occurred with only nine graduates from a sample.
- Of the graduates who are working (42.8%), 77.8% (7 of the 9) are primarily doing (employed) on the same career path they planned in high school.
- The single most serious personal problem that the graduates have met since graduation included:
 - Unable to find my significant activities where my creativity can be expressed (28.6%);
 - I impose too much pressure on myself to succeed (14.3%);
 - Finding a job to stimulate my creativity and intellect (9.5%);
 - Financing my education (9.5%);
 - No problem (9.5%);

- I am worried that I will not be as successful as people want me to be (4.8%);
 - Haven't finished school to attain my degree (4.8%);
 - Had to deal with "culture shock" (4.8%);
 - Want to perform but opportunities are scarce (4.8%);
 - Working and school leave little time to pursue other interests (4.8%); and
 - No response.
- During the CAS program most respondents were involved in many to very few if any activities as shown below:
 - Involved in a large number (5 or more) of activities (28.6%);
 - Involved in basically 1 or 2 activities (28.6%);
 - Not involved in any out-of-school activities (28.6%); and
 - Involved in some (3 or 4) activities (14.3%).
 - Present involvement of respondents in social service, professional, or civic activities has remained about the same since graduation with graduates reporting involvement in few to many activities as can be seen below:
 - My activities are few (1 or 2) in number (33.3%);
 - Involved in many activities (23.8%);
 - Involved in a fair amount (over 2) of activities (23.8%); and
 - Not involved in any activities (19.1%).
 - At least three respondents or more reported the strengths of the CAS program to be the following:
 - Support from faculty;
 - One of the few places in public education where creativity was welcomed and not shunned;
 - Group creative and intellectual people together for an enhanced education experience;
 - You could actually excel in a chosen field without being held back by instructors or other students;
 - Easier to make friends because you spent time with people with the same interests; and
 - More hands on experience.
 - Two or more respondents offered the following ways the CAS program could be improved:
 - Have more testing on prospective students to insure they belong in a gifted and talented program in addition, address not only academic and creative ability but also behavior and social skills;
 - Better prepare students for entrance to college;
 - Larger facility;

- Make it more possible for students to be involved in two different classes; and
 - Have a college application workshop and work with juniors on the college application process.
- Professional goals ten years in the future for the CAS graduates included the following:
 - Head of communications in health care facility;
 - Mammal curator at a major zoo or aquarium;
 - Performing in a modern dance company and teaching classes occasionally;
 - Choreographing for self discovery and a better understanding of art;
 - Teaching in a high school and working towards a Ph.D. in secondary education;
 - Selling my own computer animation;
 - Teaching art;
 - Working in a large corporation in some managerial position or be an elementary school teacher;
 - Performing professionally and giving voice lessons or conducting a chorus of some sort;
 - Either to be a college professor or working in an industry related to computer design;
 - Accounting job and still be able to freelance art on the side;
 - Working as a graphic design director and possibly doing photography on the side;
 - Finishing up graduate school in theatre and trying to teach at a university or living in Chicago and trying to get work;
 - Acting;
 - Practicing in a mechanical engineering field, possibly in a management position;
 - Composing music for film and writing songs for major pop/rock artists;
 - Nurse practitioner;
 - Working on making this personal painting thing work;
 - Dancing in a modern dance company or teaching elementary education;
 - Running a major production company and practicing law for entertainers; and
 - No response.

SUMMARY

The most significant results of the long-term follow-up study of Saginaw's 1987 and 1988 Center for the Arts and Sciences (CAS) students who graduated as seniors from their home high school have been presented. Data after 57 or 45 months of leaving school relative to the CAS graduates' post-high school education and employment, perceptions of post-high school problems, levels of off-the-job activity, and evaluations of their CAS experience were sought.

From the survey data there emerged some important points. They included:

1. Approximately 50% of the respondents were from each class:
 - 47.6% 1987 graduates and
 - 52.4% 1988 graduates.
2. Of the 21 respondents:
 - 57.1% in school, college, or training program full- or part-time;
 - 33.3% employed full- or part-time; and
 - 9.5% unemployed, seeking employment.
3. Seven general areas of study summarize their current areas of emphasis. They included:
 - Fine arts/letters (38.8%);
 - Education/social studies (16.7%);
 - Commercial arts/communications (16.7%);
 - Engineering/architecture (11.1%);
 - Medicine/health services (5.6%);
 - Business (5.6%); and
 - Science/agriculture (5.6%).
4. The single most serious educational problem was "lacking the necessary educational skills" by 18.2% of the respondents.
5. Two personal problems were mentioned as most serious. They were:
 - Unable to find any significant activities where my creativity can be expressed (28.6%) and
 - Impose too much pressure on myself to succeed (14.3%).


6. Off-the-job activities of CAS graduates have remained approximately the same as during their high school days. Their report of this activity presently included:
 - 33.3% with few (1 or 2);
 - 23.8% with many;
 - 23.8% with fair amount (over 2); and
 - 19.1% not involved.

7. Most respondents agreed that the CAS program had the following strengths:
 - Supportive faculty;
 - Creativity welcomed; and
 - Enhanced education experience from grouping intellectual and creative people together.

8. Two major ways to improve the CAS program were:
 - Be more selective of students entering the program; and
 - Better prepare students for college entrance.

APPENDICES

APPENDIX A



550 Millard Street
Saginaw, Michigan 48607
(517) 759-2200
FAX: (517) 759-2315

Foster B. Gibbs, Ph.D., Superintendent

March 12, 1992

Dear 1987/1988 CAS Graduate:

All we want is a few minutes of your time to fill in a questionnaire about your experiences after high school. We are continuing our study of CAS graduates as they proceed to establish their careers in the world of work.

You are not alone in this venture. The Department of Evaluation Services of the Saginaw Public Schools is sending this Follow-Up Questionnaire to the entire 1987/1988 graduating classes of the Center for the Arts and Science (CAS). We are trying to learn about the Classes of 1987/1988 and how those former students feel about their school education. This information will help us improve Saginaw's gifted and talented educational programs. Your individual responses will be kept confidential and will be summarized along with those of other Saginaw CAS graduates.

Please complete the enclosed questionnaire and return it to us as soon as possible. We have even provided a pre-addressed, stamped envelope for your convenience. What could be easier?

Your cooperation is appreciated. Best of luck to you in the future.

Sincerely,

Foster B. Gibbs, Ph.D.
Superintendent of Schools

Enclosures

17

12

Board of Education

Thomas S. Tilot, President Michael L. Kiefer, Vice-President James W. Woolfolk, Secretary Richard J. Stringer, Treasurer
Ruth A. Braun, Trustee Ruben Daniels, Trustee Willie E. Thompson, Trustee

APPENDIX A

School District of the City of Saginaw, Michigan
Department of Evaluation Services
© 1991

OFFICE USE ONLY

--	--	--	--	--

A FOLLOW-UP STUDY OF 1987 AND 1988 GRADUATES FROM THE CENTER
FOR THE ARTS AND SCIENCES (CAS)

DIRECTIONS: For multiple-choice questions, read each question carefully and then check the number to the left of the response that best describes your answer. For questions requiring a written response, read the question carefully and then print your answer on the line provided.

1. Which year did you graduate from high school? (Check one)

- 1. 1987
- 2. 1988

2. Which of the following categories best describes what you primarily were doing from graduation until now? (Check one)

- 1. In school, college, or a training program full-time
- 2. In school, college, or a training program part-time
- 3. Employed, full-time (30 or more hours per week)
- 4. Employed, part-time (less than 30 hours per week)
- 5. In the military service
- 6. Unemployed, seeking employment
- 7. Unemployed, not seeking employment
- 8. Laid off
- 9. Homemaker
- 10. Other: (Please specify) _____

3. Which of the following categories best describes what you primarily are doing now? (Check one)

- 1. In school, college, or a training program full-time
- 2. In school, college, or a training program part-time
- 3. Employed, full-time (30 or more hours per week)
- 4. Employed, part-time (less than 30 hours per week)
- 5. In the military service
- 6. Unemployed, seeking employment
- 7. Unemployed, not seeking employment
- 8. Laid off
- 9. Homemaker
- 10. Other: (Please specify) _____

APPENDIX A

4. If you are currently attending a school, university, or college please list the name of that institution and any others you have attended plus your major and minor at each one: (If you are undecided use **UN** to indicate undecided for major and/or for minor):

	<u>Name of Institution</u>	<u>Major</u>	<u>Minor</u>
Current:	_____	_____	_____
Previous:			
1.	_____	_____	_____
2.	_____	_____	_____
3.	_____	_____	_____
4.	_____	_____	_____
5.	_____	_____	_____

5. Since graduation has your formal education been continuous or interrupted during the regular academic year? (Check one)

- 1. Continuous
- 2. Interrupted ... If so, could you briefly describe what interrupted your studies?

6. When do you anticipate receiving your baccalaureate degree? (Check one)

- 1. Spring, 1992
- 2. Summer, 1992
- 3. Fall, 1992
- 4. Winter, 1992
- 5. Spring, 1993
- 6. Other: (Please specify) _____

7. How well did the program at the Center for the Arts and Sciences (CAS) prepare you for your further academic studies? (Check one)

- 1. Excellent
- 2. Good
- 3. Fair
- 4. Poor

APPENDIX A

8. If you are not attending a school, university, or college now but you have attended since graduation, what is the name of the institution(s)?

	<u>Name of Institution</u>	<u>Major</u>	<u>Minor</u>
1.	_____	_____	_____
2.	_____	_____	_____
3.	_____	_____	_____
4.	_____	_____	_____
5.	_____	_____	_____
6.	_____	_____	_____

9. If you are currently attending a school, university, or college that awards a degree, towards what degree are you working? (Check one)

- 1. Associate of Arts (A.A.)
- 2. Bachelor of Science (B.S.)
- 3. Bachelor of Arts (B.A.)
- 4. Other: (Please specify) _____

10. What major field of study are you pursuing? (Check one)

- 1. Business
- 2. Commercial Arts and Communication
- 3. Construction, Industrial, and Skill Trades
- 4. Education
- 5. Engineering and Architecture
- 6. Fine Arts and Letters
- 7. Law and Government
- 8. Medicine and Health Services
- 9. Science and Agriculture
- 10. Social Services
- 11. Transportation
- 12. Other: (Please specify) _____

11. If you have identified a field of study, how long have you been studying in this area? (Check one)

- 1. Less than one year
- 2. One to two years
- 3. Two to three years
- 4. Other: (Please specify) _____

12. Do you plan to pursue an additional degree? (Check one)

- 1. Yes
- 2. No (Please skip questions 13 and 14)
- 3. I don't know at this time. (Please skip questions 13 and 14)

13. If you checked yes to question 12, what degree do you ultimately wish to attain? (Check one)

- 1. Bachelor of Arts or Science (B.A. or B.S.)
- 2. Master of Arts or Science (M.A. or M.S.)
- 3. Master of Fine Arts (M.F.A.)
- 4. Master of Business Administration (M.B.A.)
- 5. Master of Social Work (M.S.W.)
- 6. Doctor of Fine Arts (D.F.A.)
- 7. Juris Doctor (J.D.)
- 8. Doctor of Philosophy or Education Doctor (Ph.D. or Ed.D.)
- 9. Doctor of Medicine (M.D.)
- 10. Other: (Please specify) _____

14. If you checked yes to question 12, what will be your major area of study? (Please specify)

If you are attending a training program or pursuing additional education from an institution that does not issue a degree please answer questions 15-18, otherwise go to question 19.

15. What is your area of study? (Please specify)

16. How long have you been in this program?

17. Do you plan on entering a university or college after this program? (Check one)

- 1. Yes
- 2. No (Please skip question 18)
- 3. I don't know at this time (Please skip question 18)

18. If you answered yes to question 17, what major area of study will you pursue? (Please specify)

19. What type of job would you like to secure when you finish studying and/or graduate? (Check one)

- 1. Caring for people or animals
- 2. Musical and entertainment activities
- 3. Artistic work
- 4. Communications work
- 5. Promotional activities
- 6. Number work
- 7. Inspecting and measuring
- 8. Clerical work
- 9. Manual work
- 10. Machine work
- 11. Craftsmanship
- 12. Skilled operation, repair, or installation of precision equipment
- 13. Serving personal needs of people
- 14. Providing skilled services for people
- 15. Waiting on customers
- 16. Selling and merchandising work
- 17. Managerial work
- 18. Teaching

20. If you are currently employed, are you in the same general area you planned while in the CAS program? (Check one)
1. Yes ... If yes, answer questions 21, 22, and 23
2. No ... If no, please skip questions 21, 22, and 23
21. Are you employed currently full-time (30 or more hours per week) and/or part-time (less than 30 hours per week)? (Check one)
1. Full-time
2. Part-time
3. Both Full- and Part-time
22. If you are currently employed, what is your current job category? (Check one)
1. Caring for people or animals
2. Musical and entertainment activities
3. Artistic work
4. Communications work
5. Promotional activities
6. Number work
7. Inspecting and measuring
8. Clerical work
9. Manual work
10. Machine work
11. Craftsmanship
12. Skilled operation, repair, or installation of precision equipment
13. Serving personal needs of people
14. Providing skilled services for people
15. Waiting on customers
16. Selling and merchandising work
17. Managerial work
18. Teaching
23. Is what you are now primarily doing on the same career path you planned in high school? (Check one)
1. Yes
2. No ... If no, why not? _____
- _____
- _____
24. What is the single most serious personal problem that you have met since graduation? (Check one)
1. Unable to find significant activities where my creativity can be expressed
2. Unable to find friends or companions who stimulate me intellectually
3. Lacked the stamina to deal with the stigma or pressure of being intellectually or creatively superior
4. My immediate family's expectations for me are too high
5. I am worried that I will not be as successful as people (family, friends and/or past/ present educators) want me to be
6. I impose too much pressure on myself to succeed
7. I do not want to be intellectually or creatively superior
8. Other: (Please specify) _____

APPENDIX A

25. If presently in a training program, school or college, what is the single most serious educational problem that you have met since graduation? (Check one)

- 1. Lacked the necessary educational skills
- 2. Prejudice and/or discrimination (e.g., sex, race, age, etc.)
- 3. Unable to establish goals
- 4. Unable to establish a plan
- 5. Unable to follow plans to accomplish goals
- 6. Disappointed with choice of school or educational program
- 7. Other: (Please specify) _____
- 8. No educational problem

26. What course or courses of study did you follow while at the CAS and indicate the number of years you pursued each? (Check as many as apply and indicate the number of years for each.)

	<u>Number of Years</u>
<input type="checkbox"/> 1. Visual arts	_____
<input type="checkbox"/> 2. Dance	_____
<input type="checkbox"/> 3. Global studies	_____
<input type="checkbox"/> 4. Language arts	_____
<input type="checkbox"/> 5. Mathematics/science	_____
<input type="checkbox"/> 6. Instrumental music	_____
<input type="checkbox"/> 7. Voice/keyboard	_____
<input type="checkbox"/> 8. Theatre	_____

27. While in the CAS program did your course of study change? (For example: You entered the program in math/science and later changed to instrumental music.) (Check one)

- 1. Yes
- 2. No (If no, skip question 28)

28. If you changed your course of study were you satisfied with the change? (Check one)

- 1. Yes
- 2. No ... Briefly explain why not. _____

29. How would you best describe your present involvement in any social, service, professional, or civic activities? (Check one)

- 1. I am involved in many activities
- 2. I am involved in a fair amount (over 2) of activities
- 3. My activities are few (1 or 2) in number
- 4. I am not involved in any activities

30. While in the CAS program how would you describe your participation in out-of-school activities either at the CAS and/or at your home school? (Check one)

- 1. I was involved in a large number of activities (5 or more)*
- 2. I was involved in some activities (3 or 4)*
- 3. I was involved in basically 1 or 2 activities*
- 4. I was not involved in any out-of-school activities**

*If you answered 1, 2, or 3, please skip question 31.

**If you checked 4, please answer question 31.

APPENDIX A

31. Which answer best describes why you were not involved in any out-of-school activities? (Check one)

- 1. My academic schedule did not permit me to spend time with out-of-school activities
- 2. At the time no out-of-school activities were of interest to me
- 3. I had responsibilities at home which came first
- 4. I had a part-time job
- 5. My parents did not permit me to get involved in any out-of-school activities
- 6. No one encouraged or recommended that I become involved in any out-of-school activities
- 7. I never really thought about getting involved
- 8. Other: (Please explain) _____

32. From your perspective, list two or more major strengths of the CAS program.

- 1. _____
- 2. _____
- 3. _____
- 4. _____

33. From your perspective, please list two or more ways the CAS program could be improved. Be specific!


- 1. _____
- 2. _____
- 3. _____
- 4. _____

34. Briefly specify what you plan to be doing professionally in ten years.

35. We do want to stay in contact with you and all your classmates from the CAS. Please provide us with a name and address of someone who will be able to forward correspondence to you.

THANK YOU AGAIN FOR YOUR TIME AND EFFORT!

APPENDIX B



550 Millard Street
Saginaw, Michigan 48607
(517) 759-2200
FAX: (517) 759-2315

Foster B. Gibbs, Ph.D., Superintendent

April 3, 1992

Dear 1987/1988 CAS Graduate:

We're still waiting to hear from you.

Remember that questionnaire from the Saginaw Public Schools you found in your mailbox a few weeks ago that asked you about your experiences during and following graduation? If you haven't gotten around to filling it out, please take a few minutes to do so. If you lost it at the beach, used it for a napkin by mistake, or just forgot where you put it, you're in luck. We've enclosed another one with this letter, along with a stamped pre-addressed envelope.

It's important to keep in mind that all your responses will remain confidential and will be grouped with all other CAS graduates.

One added benefit of returning your questionnaire as quickly as possible is that you won't get another one of these letters.

Your responses are important. They will help us keep the Saginaw Schools up to date. So let us hear what you have to say.

Sincerely,

Foster B. Gibbs
Superintendent of Schools

Enclosure

25

20

Board of Education

Thomas S. Tilot, President Michael L. Kiefer, Vice-President James W. Woolfolk, Secretary Richard J. Stringer, Treasurer
Ruth A. Braun, Trustee Ruben Daniels, Trustee Willie E. Thompson, Trustee

APPENDIX C

A FOLLOW-UP STUDY OF 1987 AND 1988 GRADUATES FROM THE CENTER
FOR THE ARTS AND SCIENCES (CAS)
(N=21)

	<u>Number</u>	<u>Percent</u>
1. Which year did you graduate from high school? (Check one)		
<input type="checkbox"/> 1. 1987	10	47.6
<input type="checkbox"/> 2. 1988	11	52.4
2. Which of the following categories <u>best</u> describes what you <u>primarily</u> were doing from graduation until now? (Check one)		
<input type="checkbox"/> 1. In school, college, or a training program full-time	15	71.4
<input type="checkbox"/> 2. In school, college, or a training program part-time	3	14.3
<input type="checkbox"/> 3. Employed, full-time (30 or more hours per week)	3	14.3
<input type="checkbox"/> 4. Employed, part-time (less than 30 hours per week)	0	0.0
<input type="checkbox"/> 5. In the military service	0	0.0
<input type="checkbox"/> 6. Unemployed, seeking employment	0	0.0
<input type="checkbox"/> 7. Unemployed, not seeking employment	0	0.0
<input type="checkbox"/> 8. Laid off	0	0.0
<input type="checkbox"/> 9. Homemaker	0	0.0
<input type="checkbox"/> 10. Other: (Please specify)	0	0.0
3. Which of the following categories best describes what you <u>primarily</u> are doing now? (Check one)		
<input type="checkbox"/> 1. In school, college, or a training program full-time	10	47.6
<input type="checkbox"/> 2. In school, college, or a training program part-time	2	9.5
<input type="checkbox"/> 3. Employed, full-time (30 or more hours per week)	5	23.8
<input type="checkbox"/> 4. Employed, part-time (less than 30 hours per week)	2	9.5
<input type="checkbox"/> 5. In the military service	0	0.0
<input type="checkbox"/> 6. Unemployed, seeking employment	2	9.5
<input type="checkbox"/> 7. Unemployed, not seeking employment	0	0.0
<input type="checkbox"/> 8. Laid off	0	0.0
<input type="checkbox"/> 9. Homemaker	0	0.0
<input type="checkbox"/> 10. Other: (Please specify)	0	0.0

APPENDIX C

4. If you are currently attending a school, university, or college please list the name of that institution and any others you have attended plus your major and minor at each one: (If you are **undecided** use **UN** to indicate **undecided** for major and/or for minor):

<u>Name of Institution</u>	<u>Number</u>	<u>Percent</u>
Current:		
<u>Western Michigan University</u>	2	16.7
<u>Saginaw Valley State University</u>	2	16.7
<u>Grand Valley State University</u>	1	8.3
<u>North Carolina School of the Arts</u>	1	8.3
<u>School of the Art Institute of Chicago</u>	1	8.3
<u>Eastern Michigan University</u>	1	8.3
<u>Michigan Technological University</u>	1	8.3
<u>Baker College</u>	1	8.3
<u>Santa Monica College</u>	1	8.3
<u>Morgan State University</u>	1	8.3

Previous:

<u>Delta College</u>	3	33.3
<u>Western Michigan University</u>	2	22.2
<u>Moody Bible Institute</u>	1	11.1
<u>Saginaw Valley State University</u>	1	11.1
<u>Berklee College of Music</u>	1	11.1
<u>Michigan State University</u>	1	11.1

Current:

<u>Name of Curriculum</u>	<u>Major</u>		<u>Minor</u>	
	<u>Number</u>	<u>Percent</u>	<u>Number</u>	<u>Percent</u>
<u>Health Communications</u>	1	7.7	0	0.0
<u>Hospital Administration</u>	0	0.0	1	8.3
<u>Modern Dance</u>	1	7.7	0	0.0
<u>Math</u>	1	7.7	0	0.0
<u>English</u>	0	0.0	2	16.7
<u>Art</u>	1	7.7	0	0.0
<u>Technology</u>	1	7.7	0	0.0
<u>Art History</u>	0	0.0	1	8.3
<u>Art Education</u>	1	7.7	0	0.0
<u>Electrical Engineering</u>	1	7.7	0	0.0
<u>Computer Engineering</u>	0	0.0	1	8.3
<u>Accounting</u>	1	7.7	0	0.0
<u>Theatre Fine Arts</u>	1	7.7	1	8.3
<u>Theatre</u>	1	7.7	0	0.0
<u>English Literature</u>	0	0.0	1	8.3
<u>Nursing</u>	1	7.7	0	0.0
<u>Dance</u>	1	7.7	0	0.0
<u>Elementary Education</u>	0	0.0	1	8.3
<u>Vocal/Performance</u>	1	7.7	0	0.0
<u>Undecided/No response</u>	0	0.0	4	33.3

APPENDIX C

4. (cont.)

Previous:

<u>Name of Curriculum</u>	<u>Major</u>		<u>Minor</u>	
	<u>Number</u>	<u>Percent</u>	<u>Number</u>	<u>Percent</u>
<u>Physical Therapy</u>	1	10.0	0	0.0
<u>Art</u>	1	10.0	1	11.1
<u>Music</u>	1	10.0	0	0.0
<u>Bible</u>	1	10.0	0	0.0
<u>Biology</u>	1	10.0	0	0.0
<u>Drafting</u>	1	10.0	0	0.0
<u>Commercial Arts</u>	0	0.0	1	11.1
<u>Theatre</u>	1	10.0	0	0.0
<u>English Literature</u>	0	0.0	1	11.1
<u>Song Writing</u>	1	10.0	0	0.0
<u>Dance</u>	1	10.0	0	0.0
<u>Elementary Education</u>	0	0.0	1	11.1
<u>Journalism</u>	1	10.0	0	0.0
<u>English</u>	0	0.0	1	11.1
<u>No Minor</u>	0	0.0	4	44.4

5. Since graduation has your formal education been continuous or interrupted during the regular academic year? (Check one)

<input type="checkbox"/> 1. Continuous	13	61.9
<input type="checkbox"/> 2. Interrupted ... If so, could you briefly describe what interrupted your studies?	8	38.1
• Got a full time job	2	25.0
• Financial	3	37.5
• Got work as a professional entertainer	1	12.5
• Work with International Business Machines Corporation	1	12.5
• Illness	1	12.5

6. When do you anticipate receiving your baccalaureate degree? (Check one)

<input type="checkbox"/> 1. Spring, 1992	3	15.8
<input type="checkbox"/> 2. Summer, 1992	0	0.0
<input type="checkbox"/> 3. Fall, 1992	0	0.0
<input type="checkbox"/> 4. Winter, 1992	2	10.5
<input type="checkbox"/> 5. Spring, 1993	6	31.6
<input type="checkbox"/> 6. Other: (Please specify)		
• Not sure	4	21.1
• Fall 1991	3	15.8
• December 1990	1	5.3

7. How well did the program at the Center for the Arts and Sciences (CAS) prepare you for your further academic studies? (Check one)

<input type="checkbox"/> 1. Excellent	14	66.7
<input type="checkbox"/> 2. Good	4	19.1
<input type="checkbox"/> 3. Fair	0	0.0
<input type="checkbox"/> 4. Poor	1	4.8
<input type="checkbox"/> 5. No response	2	9.5

APPENDIX C

8. If you are not attending a school, university, or college now but you have attended since graduation, what is the name of the institution(s)?

<u>Name of Institution</u>	<u>Number</u>	<u>Percent</u>
<u>Saginaw Valley State University</u>	1	12.5
<u>Delta College</u>	1	12.5
<u>Great Lakes Junior College</u>	1	12.5
<u>University of Michigan</u>	1	12.5
<u>Moody Bible Institute</u>	1	12.5
<u>Kendall College of Art and Design</u>	1	12.5
<u>Michigan Technological University</u>	1	12.5
<u>Berklee College of Music</u>	1	12.5

<u>Name of Curriculum</u>	<u>Major</u>		<u>Minor</u>	
	<u>Number</u>	<u>Percent</u>	<u>Number</u>	<u>Percent</u>
<u>Biology</u>	1	12.5	0	0.0
<u>Art</u>	0	0.0	1	12.5
<u>History</u>	1	12.5	0	0.0
<u>Psychology</u>	0	0.0	1	12.5
<u>Music</u>	1	12.5	0	0.0
<u>Bible</u>	1	12.5	0	0.0
<u>Graphic Design</u>	1	12.5	0	0.0
<u>Mechanical Engineering</u>	1	12.5	0	0.0
<u>Song Writing</u>	1	12.5	0	0.0
<u>No Response</u>	1	12.5	6	75.0

9. If you are currently attending a school, university, or college that awards a degree, towards what degree are you working? (Check one)

	<u>Number</u>	<u>Percent</u>
<input type="checkbox"/> 1. Associate of Arts (A.A.)	5	31.3
<input type="checkbox"/> 2. Bachelor of Science (B.S.)	10	62.5
<input type="checkbox"/> 3. Bachelor of Arts (B.A.)	1	6.3
<input type="checkbox"/> 4. Other: (Please specify)		
• Associates in Accounting	1	6.3

10. What major field of study are you pursuing? (Check one)

	<u>Number</u>	<u>Percent</u>
<input type="checkbox"/> 1. Business	1	5.6
<input type="checkbox"/> 2. Commercial Arts and Communication	3	16.7
<input type="checkbox"/> 3. Construction, Industrial, and Skill Trades	0	0.0
<input type="checkbox"/> 4. Education	3	16.7
<input type="checkbox"/> 5. Engineering and Architecture	2	11.1
<input type="checkbox"/> 6. Fine Arts and Letters	7	38.8
<input type="checkbox"/> 7. Law and Government	0	0.0
<input type="checkbox"/> 8. Medicine and Health Services	1	5.6
<input type="checkbox"/> 9. Science and Agriculture	1	5.6
<input type="checkbox"/> 10. Social Services	0	0.0
<input type="checkbox"/> 11. Transportation	0	0.0
<input type="checkbox"/> 12. Other: (Please specify)	0	0.0

APPENDIX C

	<u>Number</u>	<u>Percent</u>
11. If you have identified a field of study, how long have you been studying in this area? (Check one)		
<input type="checkbox"/> 1. Less than one year	0	0.0
<input type="checkbox"/> 2. One to two years	3	16.7
<input type="checkbox"/> 3. Two to three years	4	22.2
<input type="checkbox"/> 4. Other: (Please specify)		
• 3.5 years	1	5.6
• 4 years	7	38.8
• 4.5 years	1	5.6
• 7 or more years	2	11.1
12. Do you plan to pursue an additional degree? (Check one)		
<input type="checkbox"/> 1. Yes	11	57.9
<input type="checkbox"/> 2. No (Please skip questions 13 and 14)	5	26.3
<input type="checkbox"/> 3. I don't know at this time. (Please skip questions 13 and 14)	3	15.8
13. If you checked yes to question 12, what degree do you <u>ultimately</u> wish to attain? (Check one)		
<input type="checkbox"/> 1. Bachelor of Arts of Science (B.A. or B.S.)	1	9.1
<input type="checkbox"/> 2. Master of Arts or Science (M.A. or M.S.)	5	45.5
<input type="checkbox"/> 3. Master of Fine Arts (M.F.A.)	1	9.1
<input type="checkbox"/> 4. Master of Business Administration (M.B.A.)	1	9.1
<input type="checkbox"/> 5. Master of Social Work (M.S.W.)	0	0.0
<input type="checkbox"/> 6. Doctor of Fine Arts (D.F.A.)	1	9.1
<input type="checkbox"/> 7. Juris Doctor (J.D.)	1	9.1
<input type="checkbox"/> 8. Doctor of Philosophy or Education Doctor (Ph.D. or Ed.D.)	1	9.1
<input type="checkbox"/> 9. Doctor of Medicine (M.D.)	0	0.0
<input type="checkbox"/> 10. Other: (Please specify)	0	0.0
14. If you checked yes to question 12, what will be your major area of study? (Please specify)		
<u>Communication</u>	1	9.1
<u>Education</u>	1	9.1
<u>Art</u>	1	9.1
<u>Technology</u>	1	9.1
<u>Human Resources</u>	1	9.1
<u>Music</u>	1	9.1
<u>Computer Engineering</u>	1	9.1
<u>Graphic Design</u>	1	9.1
<u>Mechanical Engineering</u>	1	9.1
<u>Nursing</u>	1	9.1
<u>English Literature</u>	1	9.1

APPENDIX C

Number Percent

If you are attending a training program or pursuing additional education from an institution that does not issue a degree please answer questions 15-18, otherwise go to question 19.

15. What is your area of study? (Please specify)

● Art and technology (computer and Time based art) 1 100.0

16. How long have you been in this program?

● 3 years 1 100.0

17. Do you plan on entering a university or college after this program? (Check one)

___ 1. Yes 1 100.0
 ___ 2. No (Please skip question 18) 0 0.0
 ___ 3. I don't know at this time (Please skip question 18) 0 0.0

18. If you answered yes to question 17, what major area of study will you pursue? (Please specify)

● Art and Technology (computer and time based art) 1 100.0

19. What type of job would you like to secure when you finish studying and/or graduate? (Check one)

___ 1. Caring for people or animals 2 10.5
 ___ 2. Musical and entertainment activities 5 26.3
 ___ 3. Artistic work 5 26.3
 ___ 4. Communications work 2 10.5
 ___ 5. Promotional activities 0 0.0
 ___ 6. Number work 0 0.0
 ___ 7. Inspecting and measuring 1 5.3
 ___ 8. Clerical work 0 0.0
 ___ 9. Manual work 0 0.0
 ___ 10. Machine work 0 0.0
 ___ 11. Craftmanship 0 0.0
 ___ 12. Skilled operation, repair, or installation of precision equipment 0 0.0
 ___ 13. Serving personal needs of people 0 0.0
 ___ 14. Providing skilled services for people 0 0.0
 ___ 15. Waiting on customers 0 0.0
 ___ 16. Selling and merchandising work 0 0.0
 ___ 17. Managerial work 2 10.5
 ___ 18. Teaching 1 5.3
 ___ 19. Engineering design 1 5.3

20. If you are currently employed, are you in the same general area you planned while in the CAS program? (Check one)

___ 1. Yes ... If yes, answer questions 21, 22, and 23 9 42.9
 ___ 2. No ... If no, please skip questions 21, 22, and 23 11 52.4
 ___ 3. No response 1 4.8

21. Are you employed currently full-time (30 or more hours per week) and/or part-time (less than 30 hours per week)? (Check one)

___ 1. Full-time 4 44.4
 ___ 2. Part-time 2 22.2
 ___ 3. Both Full- and Part-time 3 33.3

APPENDIX C

	<u>Number</u>	<u>Percent</u>
22. If you are currently employed, what is your current job category? (Check one)		
<input type="checkbox"/> 1. Caring for people or animals	2	22.2
<input type="checkbox"/> 2. Musical and entertainment activities	2	22.2
<input type="checkbox"/> 3. Artistic work	0	0.0
<input type="checkbox"/> 4. Communications work	0	0.0
<input type="checkbox"/> 5. Promotional activities	0	0.0
<input type="checkbox"/> 6. Number work	0	0.0
<input type="checkbox"/> 7. Inspecting and measuring	0	0.0
<input type="checkbox"/> 8. Clerical work	1	11.1
<input type="checkbox"/> 9. Manual work	1	11.1
<input type="checkbox"/> 10. Machine work	0	0.0
<input type="checkbox"/> 11. Craftsmanship	0	0.0
<input type="checkbox"/> 12. Skilled operation, repair, or installation of precision equipment	0	0.0
<input type="checkbox"/> 13. Serving personal needs of people	0	0.0
<input type="checkbox"/> 14. Providing skilled services for people	0	0.0
<input type="checkbox"/> 15. Waiting on customers	0	0.0
<input type="checkbox"/> 16. Selling and merchandising work	1	11.1
<input type="checkbox"/> 17. Managerial work	0	0.0
<input type="checkbox"/> 18. Teaching	1	11.1
<input type="checkbox"/> 19. Engineering design	1	11.1
23. Is what you are now <u>primarily</u> doing on the same career path you planned in high school? (Check one)		
<input type="checkbox"/> 1. Yes	7	77.8
<input type="checkbox"/> 2. No ... If no, why not?	2	22.2
• Not yet. Planed on starting a business in personal painting	1	50.0
• Never planed to teach dance	1	50.0
24. What is the <u>single most serious personal problem</u> that you have met since graduation? (Check one)		
<input type="checkbox"/> 1. Unable to find significant activities where my creativity can be expressed	6	28.6
<input type="checkbox"/> 2. Unable to find friends or companions who stimulate me intellectually	0	0.0
<input type="checkbox"/> 3. Lacked the stamina to deal with the stigma or pressure of being intellectually or creatively superior	0	0.0
<input type="checkbox"/> 4. My immediate family's expectations for me are too high	0	0.0
<input type="checkbox"/> 5. I am worried that I will not be as successful as people (family, friends and/or past/ present educators) want me to be	1	4.8
<input type="checkbox"/> 6. I impose too much pressure on myself to succeed	3	14.3
<input type="checkbox"/> 7. I do not want to be intellectually or creatively superior	0	0.0
<input type="checkbox"/> 8. Other: (Please specify)		
• Finding a job to stimulate my creativity and intellect	2	9.5
• Finance my education	2	9.5
• Haven't finished school to attain my degree	1	4.8
• Had to deal with "culture shock"	1	4.8
• Want to perform but oportunities are scarce	1	4.8
• Working and school leave little time to pursue other interests	1	4.8
• No problem	2	9.5
• No response	1	4.8

APPENDIX C

25. If presently in a training program, school or college, what is the single most serious educational problem that you have met since graduation? (Check one)

	<u>Number</u>	<u>Percent</u>
<input type="checkbox"/> 1. Lacked the necessary educational skills	2	18.2
<input type="checkbox"/> 2. Prejudice and/or discrimination (e.g., sex, race, age, etc.)	0	0.0
<input type="checkbox"/> 3. Unable to establish goals	0	0.0
<input type="checkbox"/> 4. Unable to establish a plan	0	0.0
<input type="checkbox"/> 5. Unable to follow plans to accomplish goals	1	9.1
<input type="checkbox"/> 6. Disappointed with choice of school or educational program	1	9.1
<input type="checkbox"/> 7. Other: (Please specify)		
• Financial	1	9.1
• Dissatisfied with non-caring professors	1	9.1
<input type="checkbox"/> 8. No educational problem	5	45.4

26. What course or courses of study did you follow while at the CAS and indicate the number of years you pursued each? (Check as many as apply and indicate the number of years for each.)

	<u>Number of Years</u>		
<input type="checkbox"/> 1. Visual arts	3.6	8	33.3
<input type="checkbox"/> 2. Dance	2.3	3	12.5
<input type="checkbox"/> 3. Global studies	0.0	0	0.0
<input type="checkbox"/> 4. Language arts	0.0	0	0.0
<input type="checkbox"/> 5. Mathematics/science	4.8	6	25.0
<input type="checkbox"/> 6. Instrumental music	3.0	1	4.2
<input type="checkbox"/> 7. Voice/keyboard	2.0	2	8.3
<input type="checkbox"/> 8. Theatre	2.0	4	16.7

27. While in the CAS program did your course of study change? (For example: You entered the program in math/science and later changed to instrumental music.) (Check one)

<input type="checkbox"/> 1. Yes	3	14.3
<input type="checkbox"/> 2. No (If no, skip question 28)	18	85.7

28. If you changed your course of study were you satisfied with the change? (Check one)

<input type="checkbox"/> 1. Yes	3	100.0
<input type="checkbox"/> 2. No ... Briefly explain why not.	0	0.0

29. How would you best describe your present involvement in any social, service, professional, or civic activities? (Check one)

<input type="checkbox"/> 1. I am involved in many activities	5	23.8
<input type="checkbox"/> 2. I am involved in a fair amount (over 2) of activities	5	23.8
<input type="checkbox"/> 3. My activities are few (1 or 2) in number	7	33.3
<input type="checkbox"/> 4. I am not involved in any activities	4	19.1

30. While in the CAS program how would you describe your participation in out-of-school activities either at the CAS and/or at your home school? (Check one)

<input type="checkbox"/> 1. I was involved in a large number of activities (5 or more)*	6	28.6
<input type="checkbox"/> 2. I was involved in some activities (3 or 4)*	3	14.3
<input type="checkbox"/> 3. I was involved in basically 1 or 2 activities*	6	28.6
<input type="checkbox"/> 4. I was not involved in any out-of-school activities**	6	28.6

*If you answered 1, 2, or 3, please skip question 31.

**If you checked 4, please answer question 31.

APPENDIX C

	<u>Number</u>	<u>Percent</u>
31. Which answer best describes why you were not involved in any out-of-school activities? (Check one)		
<input type="checkbox"/> 1. My academic schedule did not permit me to spend time with out-of-school activities	0	0.0
<input type="checkbox"/> 2. At the time no out-of-school activities were of interest to me	3	50.0
<input type="checkbox"/> 3. I had responsibilities at home which came first	0	0.0
<input type="checkbox"/> 4. I had a part-time job	2	33.3
<input type="checkbox"/> 5. My parents did not permit me to get involved in any out-of-school activities	0	0.0
<input type="checkbox"/> 6. No one encouraged or recommended that I become involved in any out-of-school activities	0	0.0
<input type="checkbox"/> 7. I never really thought about getting involved	1	16.7
<input type="checkbox"/> 8. Other: (Please explain)	0	0.0

APPENDIX C

32. From your perspective, list two or more major strengths of the CAS program.

- Support from faculty 7
- The CAS was one of the few places in public education where creativity was welcomed and not shunned 6
- Group creative and intellectual people together for an enhanced education experience 5
- You could actually excel in a chosen field without being held back by instructors or other students 3
- Easier to make friends because you spent time with people with the same interests 3
- More hands on experience 3
- More opportunity for varying media (photography, pottery, painting, etc.) 2
- CAS got more money for educational supplies than other public schools 2
- Enjoyed learning about other classes through assemblies 1
- The chance to be in a play twice a year 1
- A diverse spectrum of students varying in race, interest and experience 1
- Individual home feeling to educate and be able to branch off past graduation on various fields of interest 1
- Liberal arts program was educational 1
- The dances put on at the CAS were a good way to make new friends 1
- On site drawings in the visual arts helped me to do art work from another perspective other than from a picture 1
- Excellent facilities and equipment that the high schools don't have 1
- The guest artists and speakers 1
- Advanced math courses helped to prepare for college 1
- Many science classes offered for a variety of experiences to find your personal interest 1
- Computer background was helpful 1
- A more relaxed environment, allowing students to feel more like adults and less like children 1
- Dr. Howell helped in my musical development 1
- Performance opportunities were encouraged 1
- No response 2

APPENDIX C

33. From your perspective, please list two or more ways the CAS program could be improved. Be specific!

- Have more testing on prospective students to insure they belong in a gifted and talented program in addition, address not only academic and creative ability but also behavior and social skills 4
- Better prepare students for entrance to college 3
- Larger facility 2
- Make it more possible for students to be involved in two different classes 2
- Have a college application workshop and work with juniors on the college application process 2
- More structure for programs 1
- More deviation in living arts program 1
- More hands on experience 1
- More separation between career choice verses extracurricular activities 1
- Internal activities (2 week period when dancers act and vice versa) 1
- More education of fields being studied on a broader spectrum. Not just classes 1
- A more interdisciplinary approach (get students in different subjects to work together on projects 1
- Have visiting artists teach their wares for a short period of time 1
- Have community based art projects 1
- Have more minority instructors 1
- Keep buying more equipment because there's always a need for it 1
- Be more up-to-date with what's going in the curriculum of university and other schools where gifted students may choose to go 1
- Poorly taught classes. There was no organization on assignments given 1
- Opportunities were not utilized 1
- Have the vocal and dance program do more with theatre students 1
- Students should do technical work as well as spend more time helping individuals 1
- Make an all inclusive program which would eliminate the home high school 1
- Computer courses must be advanced (fortran, pascal, etc.) 1
- Bring Dr. Howell back 1
- Instrumental music program should continue 1
- More promotion of the CAS should be done to bring in new students and improve the image in the community 1
- Students who live on the east side of Saginaw should be encouraged more to attend the CAS 1
- No response 3

APPENDIX C

34. Briefly specify what you plan to be doing professionally in ten years.

- Head of communications in a health care facility 1
- I would like to be a mammal curator at a major zoo or aquarium 1
- Performing in a modern dance company and teaching classes occasionally 1
- Choreographing for self discovery and a better understanding of art 1
- Teaching in a high school and working towards a Ph.D. in secondary education 1
- Selling my own computer animation 1
- Teaching art 1
- I would like to have my MBA and be working in a large corporation in some managerial position or be an elementary school teacher 1
- Performing professionally and giving voice lessons or conducting a chorus of some sort 1
- Either to be a college professor or working in an industry related to computer design 1
- I hope to have a good job in accounting and still be able to freelance art on the side 1
- Working as a graphic design director and possibly doing photography on the side 1
- Finishing up graduate school in theatre and trying to teach at a university or living in Chicago and trying to get work 1
- Acting 1
- Practicing in a mechanical engineering field, possibly in a management position 1
- Composing music for film and writing songs for major pop/rock artists 1
- Obtain professional work experience in an emergency room for 3 to 4 years. Then pursue my masters in nursing to become a nurse practitioner 1
- I'll probably still be out here in California working on making this personal painting thing work 1
- Dancing in a modern dance company or teaching elementary education 1
- Running a major production company and practicing law for entertainers 1
- No response 1