

DOCUMENT RESUME

ED 348 555

CE 061 802

TITLE Enrollment and Completions at Private Career Schools. A Factual Look at Private Career Institutions in Nebraska.

INSTITUTION Nebraska Coordinating Commission for Postsecondary Education, Lincoln.

PUB DATE Jun 92

NOTE 63p.

PUB TYPE Reports - Research/Technical (143)

EDRS PRICE MF01/PC03 Plus Postage.

DESCRIPTORS Blacks; Business Education; Cosmetology; Curriculum; *Enrollment; *Females; Hispanic Americans; *Males; Postsecondary Education; *Proprietary Schools; Trade and Industrial Education; *Whites

IDENTIFIERS *Nebraska

ABSTRACT

A survey of 53 private career institutions in Nebraska (56 percent located in the Omaha area) revealed the following statistics for the period July 1, 1990 to June 30, 1991: (1) 9,275 students were enrolled; (2) Business programs enrolled the largest percentage (35 percent) of the total student population, with business, trade, and technical programs making up 62 percent of the total student count; (3) real estate programs enrolled 14.5 percent, cosmetology--10 percent, modeling--7 percent, and health-related programs--3 percent of the reported student enrollment; (4) cosmetology had the greatest access with training given at 19 locations in 13 Nebraska communities; (5) 68 percent of the students were in the Omaha area and 25 percent were in Lincoln; (6) at least 90 percent of the students in business, cosmetology, and health programs were enrolled full time, whereas all of those in modeling and real estate were part-time students; (7) more women than men were enrolled in all the programs; and (8) about 85 percent of the students were white. (The report lists the schools surveyed and provides nine graphs showing the following: geographic distribution for private career institutions in Nebraska; programmatic distribution for the institutions; enrollment for program type, full time versus part time; program types by gender; enrollment by race or ethnic category; enrollment by age; completions by program type; completions by gender; and completions by race or ethnic category. Six tables show the same data.) (KC)


 * Reproductions supplied by EDRS are the best that can be made *
 * from the original document. *

U.S. DEPARTMENT OF EDUCATION
Office of Educational Research and Improvement
EDUCATIONAL RESOURCES INFORMATION
CENTER (ERIC)

This document has been reproduced as
received from the person or organization
originating it.
 Minor changes have been made to improve
reproduction quality.

- Points of view or opinions stated in this docu-
ment do not necessarily represent official
OERI position or policy.

"PERMISSION TO REPRODUCE THIS
MATERIAL HAS BEEN GRANTED BY



TO THE EDUCATIONAL RESOURCES
INFORMATION CENTER (ERIC)."

BEST COPY AVAILABLE

COORDINATING COMMISSION FOR POSTSECONDARY EDUCATION

**Janice L. Carlson
Lodgepole, NE**

**Dick C.E. Davis
Omaha, NE**

**John C. Emery
Omaha, NE**

**Randolph M. Ferlic
Omaha, NE**

**Sheila Griffin
Lincoln, NE**

**Jane Renner Hood
Lincoln, NE**

**Barbara K. Marcy
Chadron, NE**

**Rudi L. Mitchell
Macy, NE**

**Norman A. Otto
Lincoln, NE**

**Christine Z. Peterson
Grand Island, NE**

**Eric R. Seacrest
North Platte, NE**

**Commission Address:
P.O. Box 95005
140 North 8th Street, Suite 300
Lincoln, Nebraska 68509-5005
Phone: (402) 471-2847
Fax: (402) 471-2886**

TABLE OF CONTENTS

Introduction	i
Executive Summary	iv
Nebraska Private Career Institutions List	viii
Geographic Distribution For Private Career Institutions in Nebraska	1
Programmatic Distribution For Private Career Institutions in Nebraska	3
Headcount Enrollment For July 1990 Through June 1991	
For Program Types By Full-Time Versus Part-Time	5
For Program Types By Gender	9
By Race/Ethnic Category	13
By Age	15
Program Completions For July 1990 Through June 1991	
By Program Type	17
For Program Types By Gender	19
By Race/Ethnic Category	23

INTRODUCTION

This report was compiled from survey data provided by 42 private career institutions at the request of the Commission for Postsecondary Education.¹ Since these private career institutions are required to obtain state licensing through the Nebraska Department of Education, the data were forwarded from the Department of Education to the Coordinating Commission for Postsecondary Education for compilation of this report. This report complements other reports that provide similar information for Nebraska's public and independent two and four-year postsecondary institutions. The other reports are titled (1) "A Factual Look at Higher Education in Nebraska, Headcount Enrollment, Degrees Awarded, Institutional Finance, and Faculty Salaries" dated Winter 1992 and (2) "An Executive Summary - A Factual Look at Higher Education in Nebraska" dated April 1992.

This document describes data reported by 42 private career institutions in Nebraska covering July 1990 through June 1991. The data are not complete because some institutions do not collect data for all of the variables in the survey.² All 42 institutions reported a total headcount enrollment. However, some institutions do not record their students' ages, race/ethnic background, and/or gender. Of the total headcount enrollment, 96.5% was reported for full-time versus part-time enrollment, 73.6% for gender, 63% on age, and 63.5% for race/ethnic category.

Private career institution programs vary in duration from a few weeks for some real estate programs, to two years for certain business and trade and technical programs. Because their programs differ, completions have a specific meaning for a program type. For this report, a completer is defined as anyone who satisfactorily finishes a prescribed course of study at any of the 42 private career institutions. Types of completion awards at private career institutions include certificates, diplomas, and associate degrees for some programs. Thirty-four (81%) of the 42 institutions reported a total completers count. Of the 4,276 completers, 3504 (82%) were identified by gender, while 57% had race/ethnic category specified. The survey did not request age for completers.

¹The Craftsman School and The Railway Education Bureau have the same ownership and the same address, so are considered here as one institution. Those private career institutions that are licensed by the Nebraska Department of Health, The Department of Motor Vehicles, or other, but not by the Nebraska Department of Education, are not reported here.

²The 42 institutions were asked to check the accuracy and completeness of the data for this report. Forty-one (97.6%) of the 42 reporting institutions responded to this verification request.

Coordinating Commission For Postsecondary Education

One hundred percent of the data that were reported to the Department of Education is recorded here. This report identifies general patterns based on the reported numbers.

This is the Commission's second report on private career (for-profit) schools in Nebraska. The first report was dated May, 1991. Eight of the 42 private career institutions in this report are reported for the first time. Private career training institutions are subject to business and employment changes. Their right to operate is determined by the Nebraska Department of Education.³ This report recognizes change by providing comparisons for the current (1990-1991) data against 1989-1990 data from the May 1991 report.

The Coordinating Commission for Postsecondary Education appreciates the cooperation and efforts of Mr. Ikpe "Ben" Udofia of the Nebraska Department of Education as well as those persons at the private career institutions who completed the survey forms and validated the summary tables.

Please direct questions to Dr. John A. Ingram, Research Officer of the Coordinating Commission.

³The 42 institutions in this report are either authorized to operate, or are accredited, by the Nebraska Department of Education under the provisions of the Private Postsecondary Career School Act, Sections 79-2801 through 79-2858. Interested parties are directed to the Nebraska Department of Education for information about authorization or licensing, and accreditation for a specific program.

EXECUTIVE SUMMARY

HEADCOUNT ENROLLMENT

The geographic distribution for the reporting private career institutions in Nebraska is 30 locations in the Omaha area (Douglas, Sarpy counties), 10 in Lincoln, 3 in Grand Island, and 1 location in each of 10 other Nebraska communities. Over fifty-six percent of the 53 physical locations are in the Omaha area. The enrollment at these 53 locations in 13 Nebraska communities is 9,275 reported headcount enrollment for the period surveyed -- July 1, 1990 through June 30, 1991. See Graphic 1 and Table 1. The headcount enrollment distribution by area was: Omaha, 68%; Lincoln, 24.5%; Grand Island, 3%; and other Nebraska communities, 4.5%.

In 1990-91, business programs enrolled the largest percentage (35%) of the total student population in private career institutions in Nebraska. Combined, business and trade and technical programs comprised 62% of the total reported headcount enrollment. Real estate programs enrolled 14.5%; cosmetology 10%; modeling and self-improvement 7%; and health related programs 3% of the reported student enrollment. Within reasonable variation these percentages are close to the 1989-90 rates.⁴

Some key observations are:

- The highest percentage of total headcount enrollment were 35% in business and 27% in trade and technical schools.
- Cosmetology had the greatest access with training given at 19 locations in 13 Nebraska communities.
- Sixty-eight percent of the headcount enrollment was in the Omaha area, and 24.5% was in Lincoln.

⁴The report for 1989-90 coded the Craftsman School and The Railway Education Bureau as "personal/career improvement." This (1990-91) report places them as "trade and technical" programs which gives 27% trade and technical enrollment versus 31% for the 1989-90 period.

HEADCOUNT ENROLLMENT, continued

At least 90% of the students in business, cosmetology, and health programs were enrolled full-time. In contrast, 100% of those reported in modeling/self-improvement and in real estate training were part-time students. Graphic 3 on page 5 and the Grand Total row in Table 1 on pages 6 and 7 summarize headcount enrollment by full-time/part-time students for 1990-91. The conclusion is that some programs, including business, cosmetology and health are offered principally, as full-time; other programs, specifically real estate and modeling are part-time offerings; programs in trade and technical training offer a mix of full and part-time attendance.

More women than men were enrolled in each of business, cosmetology, health and modeling programs. The percents for men and women enrolled in real estate training are unreliable because gender was not reported for 67% of the 1990-91 real estate headcount. Similarly, the distribution of men and women is in question for trade and technical programs. Otherwise, the patterns for headcount enrollment by gender are similar for 1990-91 to the patterns for 1989-90.

For race/ethnic background a meaningful summary results from comparing the 1990-91 results against rates for Nebraska's 1990 decennial Census of Population, ages 18 years +, and against the 1989-90 private career institutions' reported enrollments:

Nebraska Population and Private Career Institution Enrollment - 1990	Race or Ethnic Group					Total
	White Non-Hispanic	Black Non-Hispanic	Hispanic	Native American	Asian or Pacific Islander	
1990 Census of Population, ages 18 years +, Nebraska ⁵	93.6%	3.1%	1.9%	0.6%	0.7%	100.0%
1990-91 Reported U.S. Citizen Enrollment in Nebraska Private Career Institutions (adjusted to equal 100%)	85.8%	10.2%	1.9%	1.3%	0.8%	100.0%
1989-90 Reported U.S. Citizen Enrollment in Nebraska Private Career Institutions (adjusted to equal 100%)	83.6%	13.0%	1.8%	0.9%	0.7%	100.0%

⁵The 1990 Census data are from the U.S. Bureau of Census Summary Tape Files, STF1A.



Coordinating Commission For Postsecondary Education

HEADCOUNT ENROLLMENT, continued

For 1990-91 White, Non-Hispanic enrollment at Nebraska's private career institutions was a lower percentage than their membership in the 1990 Nebraska population 18 years and older. Meanwhile, the Black, Non-Hispanic and Native American groups were enrolled at a higher rate than in the Nebraska (1990 Census) population. The Hispanic and Asian/Pacific Islander enrollments were very close to their rates in the 1990 Nebraska population. The 1989-90 enrollment percentages confirm the 1990-91 patterns. See Graphic 5 and data Table 3 for more details.⁶

The following table compares the age distribution on enrollment for two consecutive years, 1989-90 against 1990-91:

Year	Age, Years					Total
	Under 18	18-21	22-24	25-29	30-39	
1989-90	8%	33%	16%	20%	17%	100%
1990-91	6%	34%	17%	20%	17%	100%

For the 1990-91 reported ages, 57% were 24 years or younger, 20% were between 25-29 years, 17% were 30-39 years, and 6% were 40 years and over. The traditional college ages, 18-24, predominate for Nebraska's private career institution enrollment. Still, a substantial 43% of the 1990-91 enrollment were 25 years or older. The percentages are very close for 1989-90 and 1990-91.

COMPLETIONS

For 1990-91, there were 4,276 completions for 34 (81%) of the 42 institutions reporting. The largest numbers of completions were in programs with the highest enrollments - business, real estate, and trade and technical schools. Business schools accounted for 30%, real estate 28%, trade and technical 18%, modeling/self improvement 11%, cosmetology 11%, and health 2% of the completions.

More women than men were enrolled in business, cosmetology, health, and modeling programs (Graphic 4), and more women than men completed in these areas. Except for real estate schools, Graphic 8 on page 19 shows that women out-numbered men in program completions for all program types. Of the 3,504 completions for which gender was reported, 65% were women, and 35% were men. The related percents for enrollments were 67% women, and 33% men.

⁶Graphic 5 and data Table 3 appear on pages 13 and 14 of this report.

COMPLETIONS, continued

Of the reported completions, 88% were White, Non-Hispanic; 8% were Black, Non-Hispanic; with the remaining 4% being other race/ethnic origin. These results agree with the enrollment rates that were described earlier: 85.8% White, Non-Hispanic; 10.2% Black, Non-Hispanic; 4% other race/ethnic origin.

Coordinating Commission For Postsecondary Education

Nebraska Private Career Schools List

The Business & Banking Institute, Inc.

Corporate Office
609 Merle Hay Tower
Des Moines, IA 50310

School
7101 Mercy Road, Suite 219
Omaha, NE 68106

Cosmetology and Barbering Schools

**Bahner College of Hairstyling,
Cosmetology & Barber Training**

1660 North Grant
Fremont, NE 68025

210 West 4th
Grand Island, NE 68801

108th Plaza
108th & 'Q' Streets
Omaha, NE 68137

Capitol School of Hairstyling

3339 'L' Street
Omaha, NE 68107

2819 South 125th Avenue, Suite 268
Omaha, NE 68144

Nebraska Private Career Schools List

Lincoln School of Commerce

1821 'K' Street
Lincoln, NE 68508

Nebraska College of Business

3636 California Street
Omaha, NE 68131

Omaha College of Business

117 North 32nd Avenue
Omaha, NE 68131

Skills Plus, Inc.

980 South 72nd St.
Omaha, NE 68114

Spencer School of Business

410 West Second Street
P.O. Box 399
Grand Island, NE 68802

Business and Tax Preparation Schools

Advantage, Inc.

Corporate Office
Box 37524
Omaha, NE 68137

School
7000 West Center Road, Suite 444
Omaha, NE 68106

Becker CPA Review Course, Ltd.

Office
14129 Pierce Plaza, No. 17
Omaha, NE 68144

School
11810 Burke Street
Omaha, NE 68154

Career Achievement

Office
822 South 48th Street
Lincoln, NE 68510

School
847 South 48th Street
Lincoln, NE 68510

Coordinating Commission For Postsecondary Education

Nebraska Private Career Schools List

College of Hair Design

304 South 11th Street
Lincoln, NE 68508

Columbus Beauty College

2719 13th Street
Columbus, NE 68601

David's Head College of Hair Design

798 Fort Crook Road, South
Bellevue, NE 68005-2964

Hollywood Beauty College

1909 Broadway
Scottsbluff, NE 69361

Joseph's College of Beauty

Corporate Office
300 N. 27th, Suite 3
Lincoln, NE 68503

Schools

618 Court Street
Beatrice, NE 68310

2250 North Webb Road
Grand Island, NE 68803

828 West Second Street
Hastings, NE 68901

2213 Central Avenue
Kearney, NE 68847

2241 'O' Street, Suite 2
Lincoln, NE 68510

107 West 6th Street
North Platte, NE 69101

5012 'L' Street
Omaha, NE 68117

202 Madison
Norfolk, NE 68701

McCook Beauty Academy

201 East 'C' Street
McCook, NE 69001

Stewart School of Hairstyling, Inc.

1849 North 73rd Street
Omaha, NE 68114

Xenon International School of Hair
Design

333 South 78th Street
Omaha, NE 68114

Health Career Schools

Omaha College of Health Careers

1052 Park Avenue
Omaha, NE 68105

Modeling/Self Improvement Schools

Classic Impressions

8800 Maple Street
Omaha, NE 68134

International School of Modeling

8602 Cass Street
Omaha, NE 68114

John Casablancas Modeling and
Career Center

661 North 50th Street
Omaha, NE 68132

Coordinating Commission For Postsecondary Education

Nebraska Private Career Schools List

Lorrie K's Finishing and Modeling School

144 N. 44th, Suite 100
Lincoln, NE 68503

Nancy Bounds International

4803 Davenport
Omaha, NE 68132

Real Estate Schools

Larabee School of Real Estate and Insurance

245 South 84th Street, Suite L101
Lincoln, NE 68510

Nebraska School of Real Estate

225 N. Cotner Blvd., Suite 106
Lincoln, NE 68505-2341

Professional School of Real Estate

• 3737 South 27th Street
Lincoln, NE 68502

Randall School of Real Estate

11224 Elm Street
Omaha, NE 68144

Sally McMahon School of Real Estate

Office
1205 N. 95th
Omaha, NE 68114

School

John D. Wear Building
7602 Pacific Street
Omaha, NE 68114

Trade & Technical Schools

Dr. Welbes' College of Massage Therapy

3217 Leavenworth Street
Omaha, NE 68105

Gateway Electronics Institute, Inc.

4862 South 96th Street
Omaha, NE 68127

Branch

1033 'O' Street, Suite 130
Lincoln, NE 68508

Institute of Computer Science, Ltd.

808 South 74th Plaza, Suite 200
Omaha, NE 68114

ITT Technical Institute

9814 'M' Street
Omaha, NE 68127-9812

Midwest Bartender's School

4957 Northwest Radial Highway
Omaha, NE 68104

Nebraska Custom Diesel Driver Training, Inc.

14243 'C' Circle
Omaha, NE 68144

North American Travel School

120 Regency Parkway, Suite 240
Omaha, NE 68114

The Craftsman School

1809 Capitol Avenue
Omaha, NE 68102

Coordinating Commission For Postsecondary Education

Nebraska Private Career Schools List

The Railway Educational Bureau

1809 Capitol Avenue
Omaha, NE 68102

Travel Careers Institute

9777 'M' Street
Omaha, NE 68127

Universal Technical Institute

902 Capitol Avenue
Omaha, NE 68102

Other Schools

Nebraska Auction School

Office
Box 3186
Omaha, NE 68103-3186

School
Ramada Inn Airport
2002 East Locust Street
Omaha, NE 68110

**Stanley H. Kaplan Education Center,
Ltd.**


Office
125 South Bloomingdale Road, Suite 1
Bloomingdale, IL 60108

Schools
216 North 11th Street
Lincoln, NE 68508-1401


The Center - 104 Applewood Mall
42nd & Center Streets
Omaha, NE 68105-2934

GEOGRAPHIC DISTRIBUTION FOR PRIVATE CAREER INSTITUTIONS IN NEBRASKA

By Number of Locations Within Area



By Headcount Enrollment Within Area

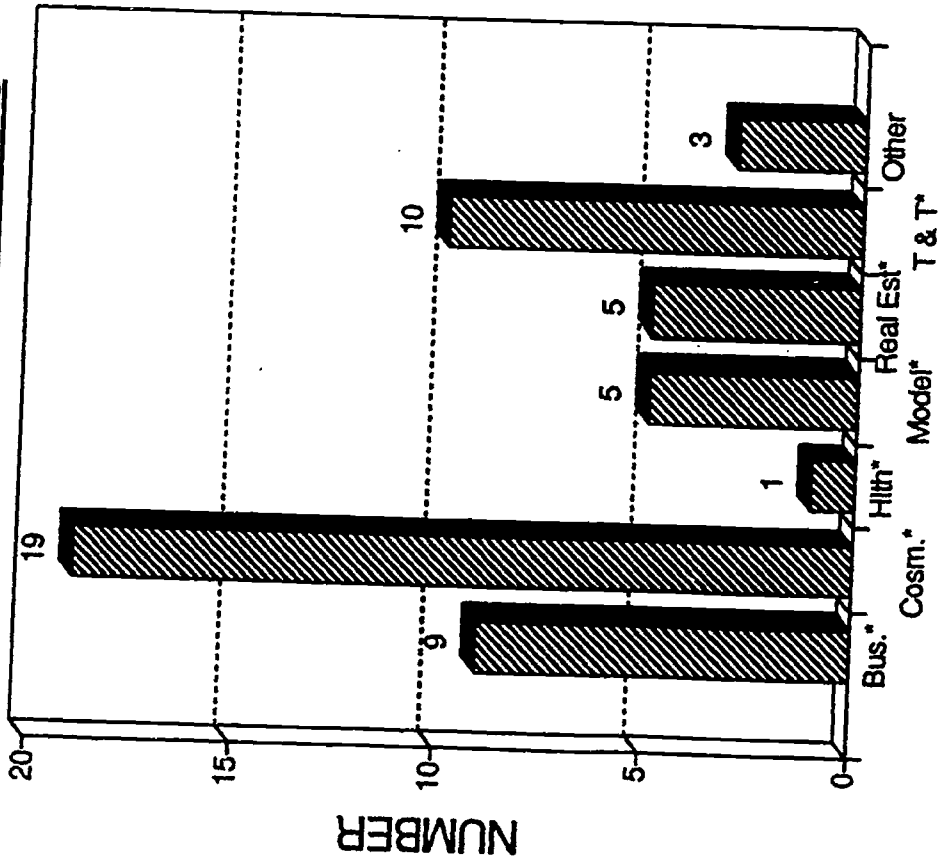


G.I. denotes the Grand Island area.

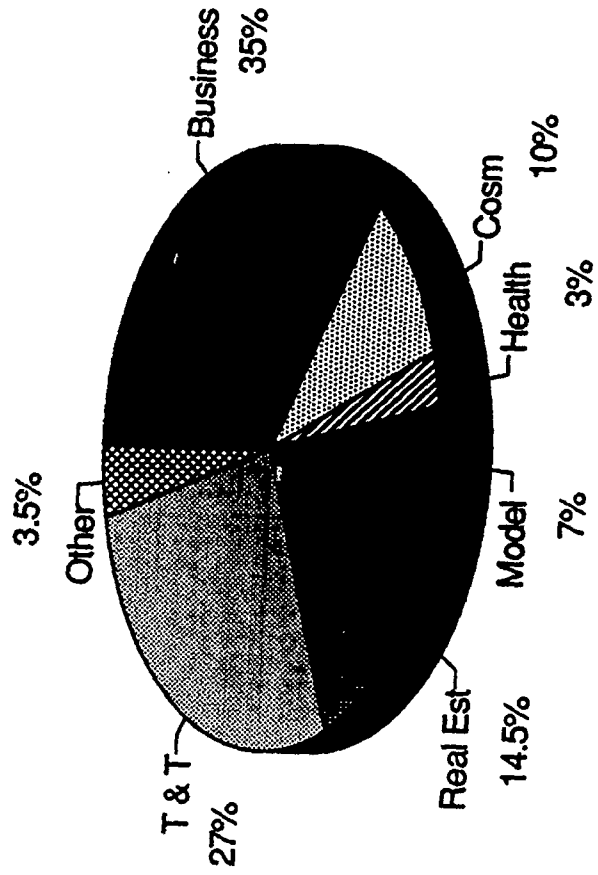
Other includes ten Nebraska communities, each with one private career institution.

PROGRAMMATIC DISTRIBUTION FOR PRIVATE CAREER INSTITUTIONS IN NEBRASKA

By Number of Locations

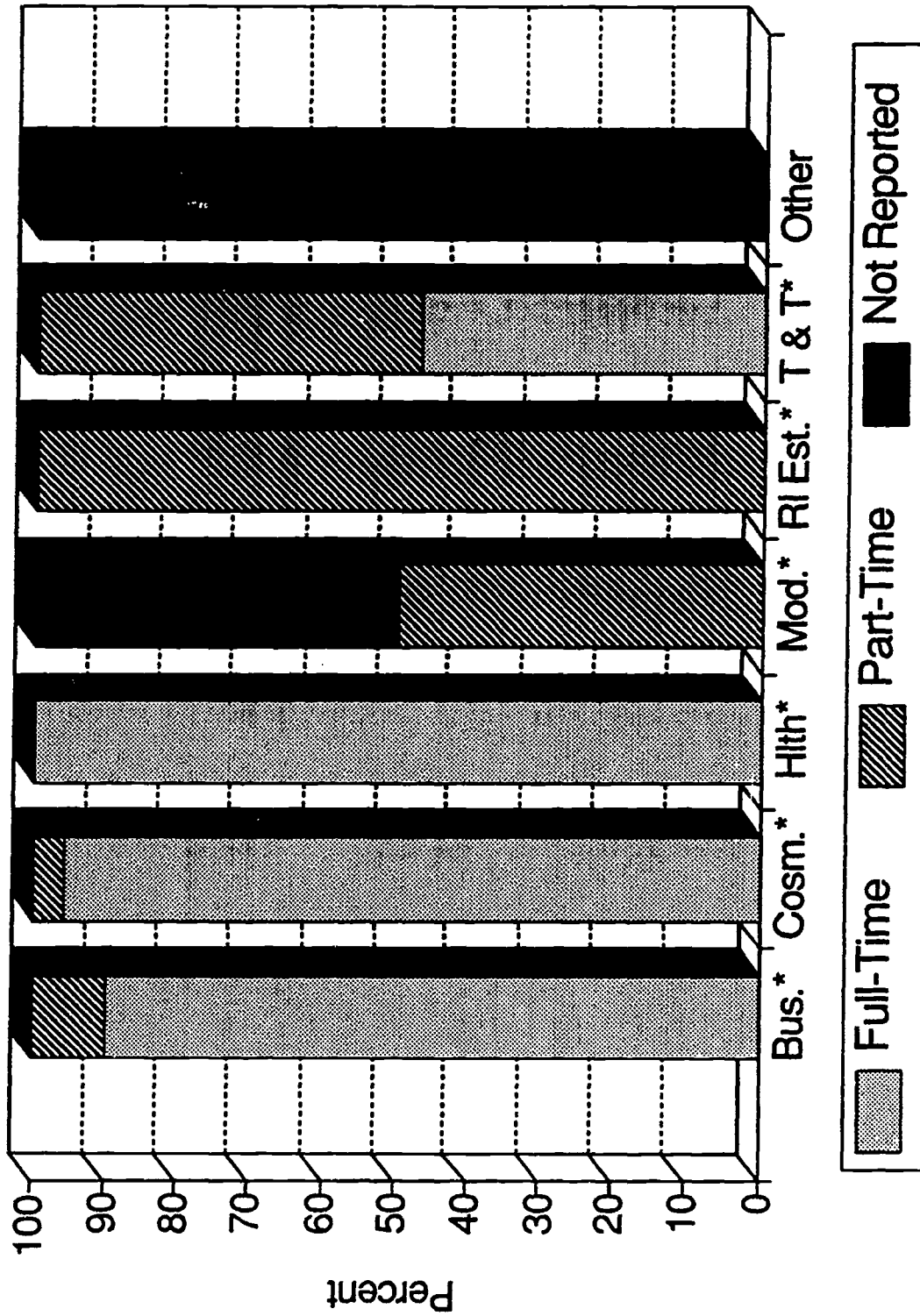


By Headcount Enrollment



*Business, Cosmetology, Health, Modeling, Real Estate, Trade & Technical

**HEADCOUNT ENROLLMENT FOR PROGRAM TYPES
BY FULL-TIME VERSUS PART-TIME, 1990-91**



*Business, Cosmetology, Health, Modeling, Real Estate, Trade & Technical

COORDINATING COMMISSION FOR POSTSECONDARY EDUCATION
TABLE 1 - PRIVATE CAREER INSTITUTIONS - Enrollment by Full-Time/Part-Time, 1990-91

Institution	Summer/Post-Secondary			Fall/Post-Secondary			Spring/Post-Secondary			Total		
	FT	PT	Total	FT	PT	Total	FT	PT	Total	FT	PT	Total
Advantage, Inc	74	0	74									
Bellevue College of Hairstyling**	0	255	255	152	0	152						
Becker CPA Review												
Capitol School of Hairstyling**	532	0	532	100	0	100						
Career Achievement												
Classic Impressions												
College of Hair Design †										0	30	30
Columbus Beauty College				64	0	64						
David's Head College of Hair Design				0	16	16						
Dr. Welbes College of Massage Therapy				69	0	69						
Gateway Electronics Institute												
Hollywood Beauty College												
Institute of Computer Science				42	0	42						
International School of Modeling												
ITT Technical Institute												
J. Casablancas Modeling & Career Ctr												
Josephs College of Beauty**												
Larabee School of Real Estate & Insurance †				339	0	339				NA	NA	145
Lincoln School of Commerce	907	0	907									
Lorrie K's Finishing & Modeling School												
McCook Beauty Academy				12	0	12				0	135	135
Midwest Bartenders School												
Nancy Bounds International												
Neb. Auction School												
Neb. College of Business	1,021	0	1,021							NA	NA	175
Neb. Custom Diesel Drivers Training												
Neb. School of Real Estate ●												
North American Travel School**												
Omaha College of Business	74	41	115									
Omaha College of Health Careers												
Professional School of Real Estate ●									266			266
Rendell School of Real Estate												
Sally McMath School of Real Estate ●												
Skills Plus	59	0	59									
Spencer School of Business	186	17	215									
Stanley H. Kaplan Educational Center Ltd**												
Stewart School of Hairstyling				55	0	55						
The Business & Banking Institute	72	0	72									
The Craftsmen School												
The Railway Educational Bureau												
Travel Careers Institute												
Universal Technical Institute												
Xenon International Hair Design				46	20	66						
Grand Total	2,937	313	3,250	879	36	915	266	0	266	NA	NA	636

NA - Information is Not Available
 **Multiple locations for this institution
 † Understated due to incomplete information
 ‡ Oct 1, 1990 through Oct 15, 1991
 § Nov 1990 through Jun 30, 1991
 ¶ Jan 1, 1991 through Dec 31, 1991

COORDINATING COMMISSION FOR POSTSECONDARY EDUCATION
TABLE 1 - PRIVATE CAREER INSTITUTIONS - Enrollment by Full-Time/Part-Time, 1990-91

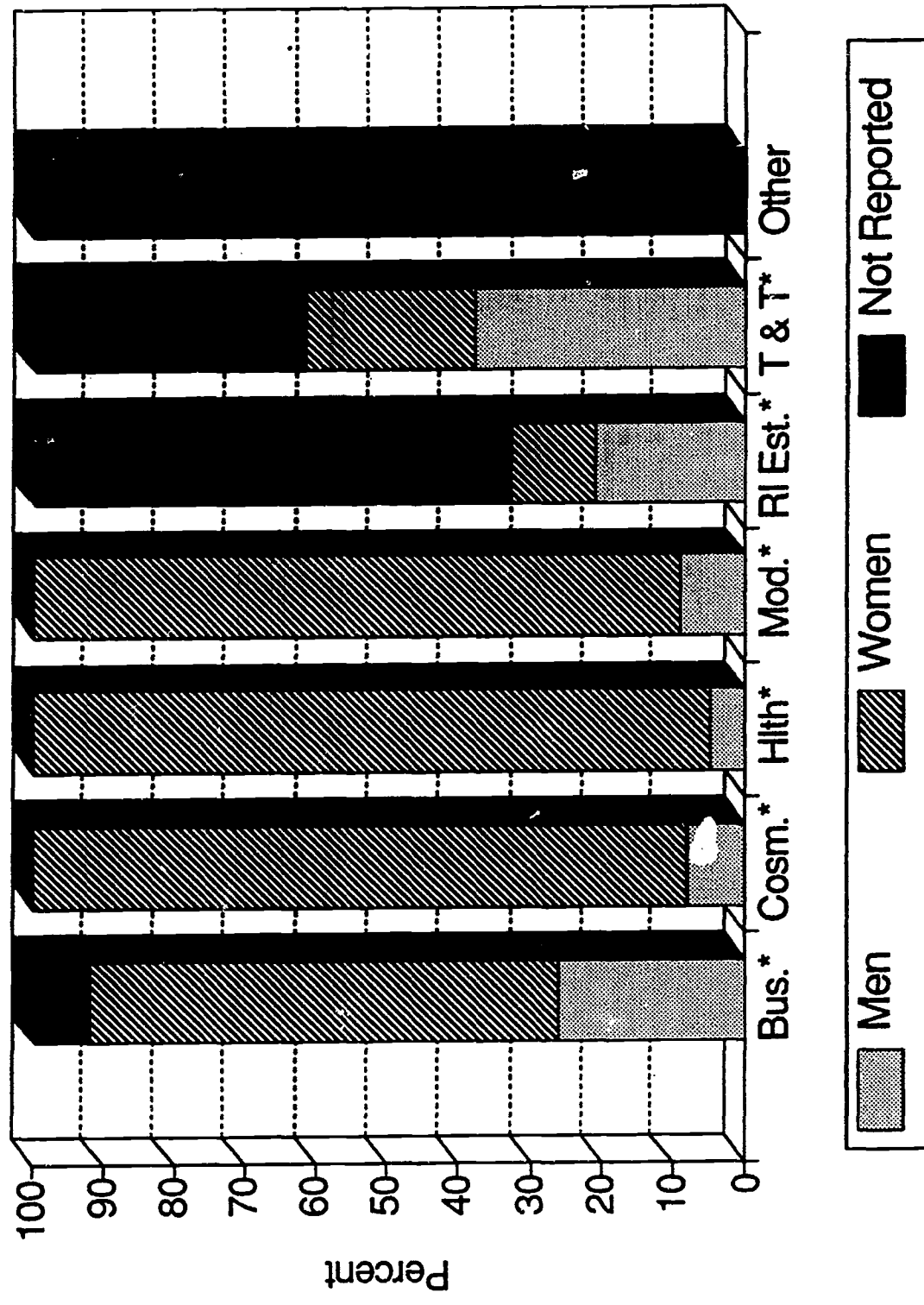
Institution	Fall 1990			Total			Spring			TOTAL		
	FT	PT	Total	FT	PT	Total	FT	PT	Total	FT	PT	Total
Advantage, Inc			0			0			0	74		74
Behner College of Hairstyling**			0			0			0	152		152
Becker CPA Review			0			0			0	0		0
Central School of Hairstyling**			0			0			0	100		100
Career Achievement			0			0			0	532		532
Classic Empressors			0			0			0	0		0
College of Hair Design I			0			0			0	64		64
Columbus Beauty College			0			0			0	0		0
David's Head College of Hair Design			0			0			0	69		69
Dr. Welbes College of Massage Therapy			0		63	63		7	70	63		125
Gateway Electronics Institute			0		353	353		125	478	353		725
Hollywood Beauty College			0			0			0	42		42
Institute of Computer Science			0		213	213		78	281	213		494
International School of Modeling			0			0			0	0		0
ITT Technical Institute			0		29	29		0	29	29		58
J. Casablancas Modeling & Career Ctr			0			0			0	NA		NA
Josephs College of Beauty**			0			0			0	339		339
Larabee School of Real Estate & Insurance †	0	***208	215			0			0	0		***208
Lincoln School of Commerce			0			0			0	907		907
Lorrie K's Finishing & Modeling School			0			0			0	0		0
McCook Beauty Academy			0			0			0	12		12
Midwest Bartenders School			0		38	38		0	38	38		76
Nancy Bounds International			0			0			0	NA		NA
Nebr. Auction School			0			0			0	8		8
Nebr. College of Business			0			0			0	1,021		1,021
Nebr. Custom Diesel Drivers Training			0		134	134		0	134	134		268
Nebr. School of Real Estate ●	0	132	132			0			0	0		132
North American Travel School**			0		120	120			120	0		120
Omaha College of Business			0			0			0	74		74
Omaha College of Health Careers			0			0			0	288		288
Professional School of Real Estate ●	0	90	90			0			0	0		90
Randall School of Real Estate	0	808	808			0			0	0		808
Sally McMahon School of Real Estate ●	0	97	97			0			0	0		97
Skills Plus			0			0			0	59		59
Spencer School of Business			0			0			0	188		188
Stanley H. Kaplan Education Center, Ltd.**			0			0			0	319		319
Stewart School of Hairstyling			0			0			0	55		55
The Business & Banking Institute			0			0			0	72		72
The Craftsman School			0		45	45			45	0		45
The Railway Educational Bureau			0		0	0		921	921	0		921
Travel Careers Institute			0		86	86		0	86	86		172
Universal Technical Institute			0		279	279		48	327	279		606
Xenon International Hair Design**			0			0			0	46		46
GRAND TOTAL	0	***1,335	1,342	1,195	1,344	2,539	0	327	327	***5,277	***3,671	***8,948

NA - Information is Not Available

**Multiple locations for this institution

***Understated due to incomplete information

**HEADCOUNT ENROLLMENT FOR PROGRAM TYPES
BY GENDER, 1990-91**



*Business, Cosmetology, Health, Modeling, Real Estate, Trade & Technical

COORDINATING COMMISSION FOR POSTSECONDARY EDUCATION
TABLE 2 - PRIVATE CAREER INSTITUTIONS - Enrollment by Gender, 1990-91

Institution	Blue Valley Education		Columbia College		Hawaii		Hawaii State Department					
	Men	Women	Men	Women	Men	Women	Men	Women				
Advantage, Inc	6	68	74									
Banner College of Hairstyling**			5	18	134	152						
Becker CPA Review	NA	NA	255									
Capital School of Hairstyling**			0	6	94	100						
Career Achievement	400	132	532									
Classic Impressions			0									
College of Hair Design †			0	7	57	64						
Columbus Beauty College			0	0	16	16						
David's Head College of Hair Design			0	36	43	69						
Dr. Welbes College of Massage Therapy			0									
Gateway Electronics Institute			0									
Hollywood Beauty College			0	0	42	42						
Institute of Computer Science			0									
International School of Modeling			0									
ITT Technical Institute			0									
J. Casablancas Modeling & Career Ctr			0									
Josephs College of Beauty**			0	9	330	339						
Larabee School of Real Estate & Insurance †			0									
Lincoln School of Commerce	152	755	907									
Lorrie K's Finishing & Modeling School			0									
McCook Beauty Academy			0	0	12	12						
Midwest Bartenders School			0									
Nancy Sounds International			0									
Nebr. Auction School			0									
Nebr. College of Business	225	793	1,021									
Nebr. Custom Diesel Drivers Training			0									
Nebr. School of Real Estate ●			0									
North American Travel School**			0									
Omaha College of Business	0	115	115									
Omaha College of Health Careers			0									
Professional School of Real Estate ●			0									
Randall School of Real Estate			0									
Sally McMahon School of Real Estate ●			0									
Skills Plus	22	37	59									
Spencer School of Business	19	196	215									
Stanley H. Kaplan Educational Center Ltd**			0									
Stewart School of Hairstyling			0									
The Business & Banking Institute	9	63	72	3	52	55						
The Craftsman School			0									
The Railway Educational Bureau			0									
Travel Careers Institute			0									
Universal Technical Institute			0									
Xenon International Hair Design			0	2	94	96						
GRAND TOTAL	***833	***2,162	3,250	71	844	915	12	254	266	56	578	636

NA - Information is Not Available
 **Multiple locations for this institution
 ***Undated due to incomplete information
 Cases where the time period covered differs from July 1, 1990 through June 30, 1991:
 † Oct 1, 1990 through Oct 15, 1991
 ‡ Nov 1990 through Jun 30, 1991



COORDINATING COMMISSION FOR POSTSECONDARY EDUCATION

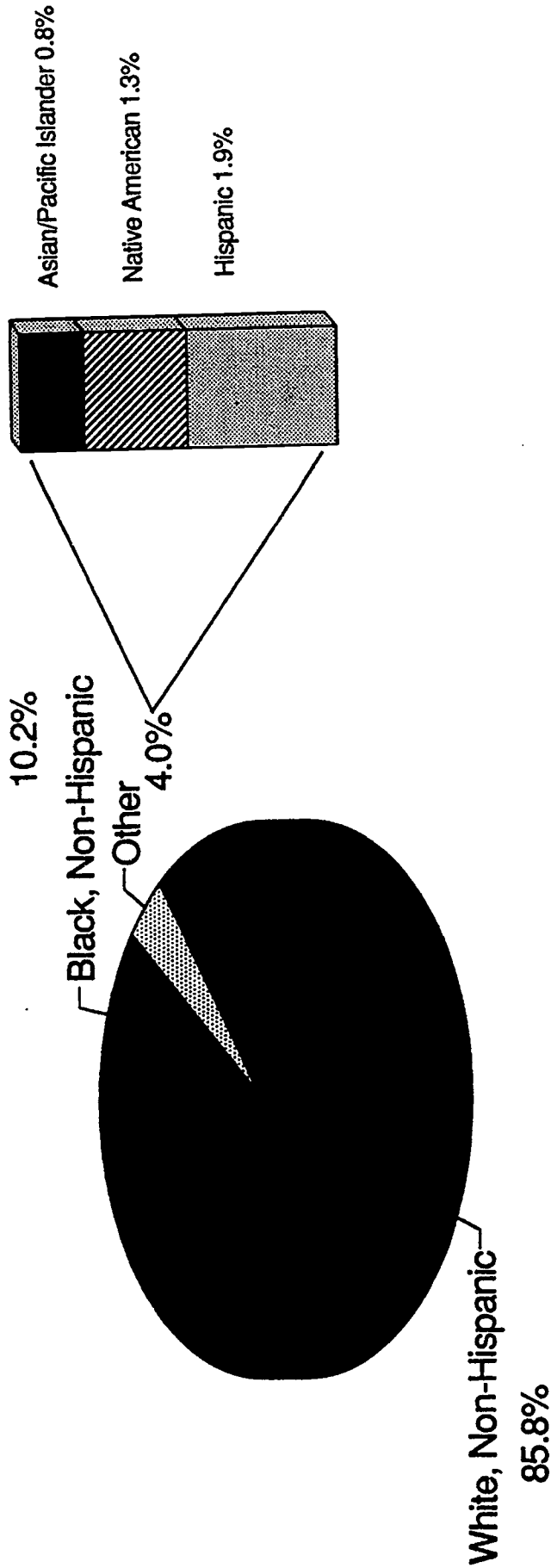
TABLE 2 - PRIVATE CAREER INSTITUTIONS - Enrollment by Gender, 1990-91

Institution	Real Estate			Tech. & Technical			Other			TOTAL		
	Men	Women	Total	Men	Women	Total	Men	Women	Total	Men	Women	Total
Advantage, Inc			0			0			0	6	68	74
Behner College of Hairstyling**			0			0			0	18	134	152
Becker CPA Review			0			0			0	NA	NA	255
Capitol School of Hairstyling**			0			0			0	6	94	100
Career Achievement			0			0			0	400	132	532
Classic Impressions			0			0			0	0	30	30
College of Hair Design †			0			0			0	7	57	64
Columbus Beauty College			0			0			0	0	16	16
David's Head College of Hair Design			0			0			0	28	43	69
Dr. Welbes College of Massage Therapy			0	13	70	83			0	13	57	70
Gateway Electronics Institute			0	381	478	859			0	381	97	478
Hollywood Beauty College			0			0			0	0	42	42
Institute of Computer Science			0	126	291	417			0	126	165	291
International School of Modeling			0			0			0	0	0	0
ITT Technical Institute			0	24	26	50			0	24	5	29
J. Casabianca Modeling & Career Ctr			0			0			0	15	130	145
Josephs College of Beauty**	***146	***65	211			0			0	***146	***65	211
Larabee School of Real Estate & Insurance †			0			0			0	152	755	907
Lincoln School of Commerce			0			0			0	0	19	19
Lorrie K's Finishing & Modeling School			0	15	38	53			0	15	23	38
McCook Beauty Academy			0			0			0	NA	NA	8
Midwest Bartenders School			0			0			0	0	12	12
Nancy Bounds International			0			0			0	0	15	15
Nebr. Auction School			0			0			0	0	15	15
Nebr. College of Business			0			0			0	225	798	1,021
Nebr. Custom Diesel Drivers Training			0	119	134	253			0	119	15	134
Nebr. School of Real Estate ●	86	46	132			0			0	86	46	132
North American Travel School**			0	6	120	126			0	6	114	120
Omaha College of Business			0			0			0	0	115	115
Omaha College of Health Careers			0			0			0	12	254	266
Professional School of Real Estate ●	NA	NA	90			0			0	NA	NA	90
Randall School of Real Estate	NA	NA	808			0			0	NA	NA	808
Sally McMahon School of Real Estate ●	46	51	97			0			0	46	51	97
Skills Plus			0			0			0	22	37	59
Spencer School of Business			0			0			0	19	196	215
Stanley H. Kaplan Educational Center Ltd**			0			0			0	NA	NA	319
Stewart School of Hairstyling			0			0			0	3	52	55
The Business & Banking Institute			0			0			0	9	63	72
The Craftman School			0	NA	45	45			0	NA	NA	45
The Railway Educational Bureau			0	NA	921	921			0	NA	NA	921
Travel Careers Institute			0	11	86	97			0	11	75	86
Universal Technical Institute			0	277	327	604			0	277	50	327
Xenon International Hair Design			0			0			0	2	64	66
GRAND TOTAL	***278	***162	1,342	***972	***601	2,539	***0	***0	327	***2,224	***4,901	***9,275

NA - Information is Not Available
 **Multiple locations for this institution
 ***Undersated due to incomplete information

Cases where the time period covered differs from July 1, 1990 through June 30, 1991:
 † Oct 1, 1990 through Oct 15, 1991
 ● Jan 1, 1991 through Dec 31, 1991

**HEADCOUNT ENROLLMENT BY
RACE/ETHNIC CATEGORY, 1990-91**



*Other includes Asian/Pacific Islander, Hispanic, Native American, Non-Resident Alien (0%)
Race/Ethnic category was not reported for 36.5% of the total headcount enrollment.

COORDINATING COMMISSION FOR POSTSECONDARY EDUCATION
TABLE 3 - PRIVATE CAREER INSTITUTIONS - Enrollment by Race/Ethnic Category, 1990-91

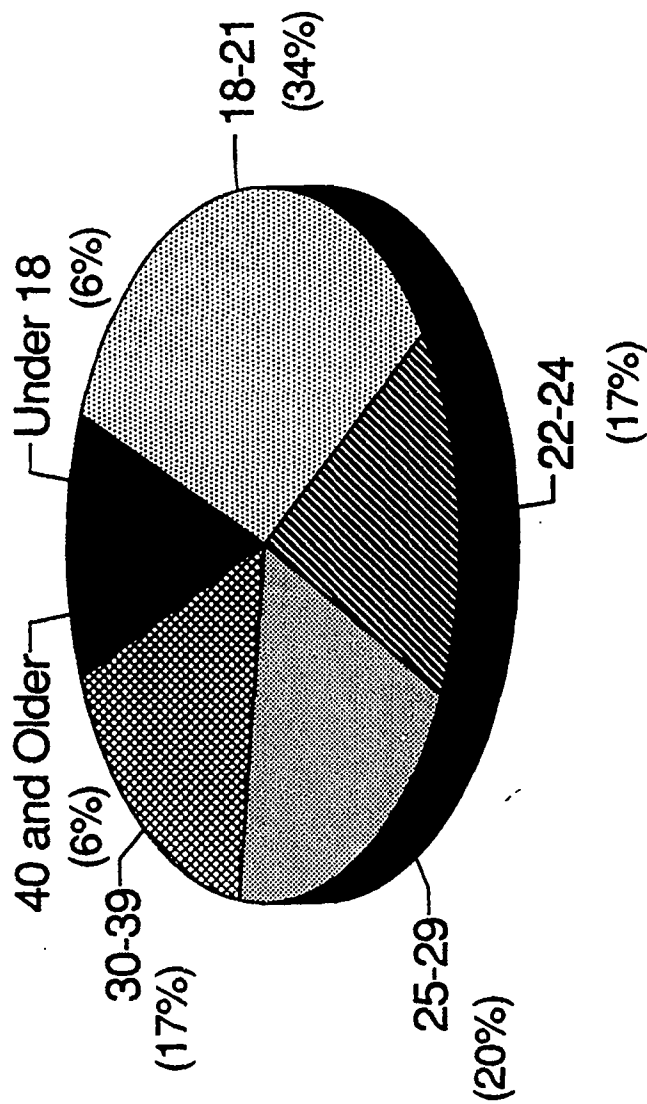
Institution	Non-Residents Abroad	Black Non-Residents	Native American*	Asian/Pacific Islander	Hispanic	White Non-Residents	Unknown	TOTAL
Advantage, Inc						43		74
Behner College of Hairstyling**		25	3		3			152
Becker CPA Review		7	2	4	7			255
Capitol School of Hairstyling**		22		1		77		100
Career Achievement							532	532
Classic Impressions							30	30
College of Hair Design					3	58	1	64
Columbus Beauty College †		2				18		16
David's Head College of Hair Design		28		2		36	1	69
Dr. Welbes College of Massage Therapy	2	1		1	1	87		70
Gateway Electronics Institute		24	1		4	445	4	478
Hollywood Beauty College						37		42
Institute of Computer Science		66				216		281
International School of Modeling		13		4	5	126	3	151
ITT Technical Institute		3			2	24		29
J. Casablancas Modeling & Career Ctr		12		3	4	126		145
Josephs College of Beauty**		3	1	4	2	329		339
Larabee School of Real Estate & Insurance †							215	215
Lincoln School of Commerce		26	13	6	15	844	3	907
Lovrie K's Finishing & Modeling School		2	1		3	129		135
McCook Beauty Academy						12		12
Midwest Bartenders School		2	2		2	32		38
Nancy Bounds International							175	175
Nebr. Auction School							8	8
Nebr. College of Business		188	41	4	17	782	9	1,021
Nebr. Custom Diesel Drivers Training		3	2			124	5	134
Nebr. School of Real Estate •		1				131		132
North American Travel School**		3		1		115	1	120
Omaha College of Business		34	1		2	78		115
Omaha College of Health Careers		50	1		4	211		266
Professional School of Real Estate •							90	90
Randell School of Real Estate							808	808
Sally McMahon School of Real Estate •		1				86		87
Skills Plus		11			2	45	1	59
Spencer School of Business			1	3	2	209		215
Stanley H. Kaplan Educational Center Ltd**							319	319
Stewart School of Hairstyling		9			1	45		55
The Business & Banking Institute		21	1	5	1	44		72
The Craftsman School							45	45
The Railway Educational Bureau							921	921
Travel Careers Institute				2	2	82		86
Universal Technical Institute		30	2	6	7	282		327
Xerox International Hair Design		4		1	2	59		66
GRAND TOTAL	2	591	72	47	105	5,062	3,398	9,275

*American Indian or Native Alaskan Cases where the time period covered differs from July 1, 1990 through June 30, 1991:

**Multiple locations for this institution † Oct 1, 1990 through Oct 15, 1991 ‡ Nov 1990 through Jun 30, 1991

• Jan 1, 1991 through Dec 31, 1991

HEADCOUNT ENROLLMENT BY AGE, 1990-91



Age was not reported for 37% of the total headcount enrollment.

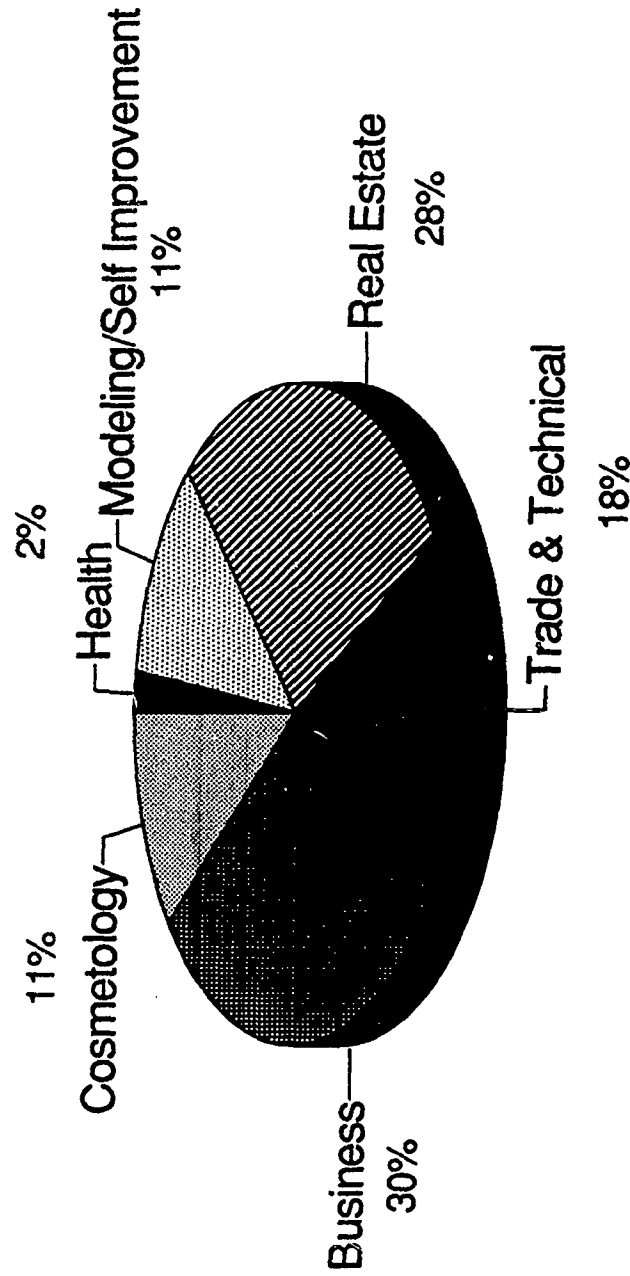
COORDINATING COMMISSION FOR POSTSECONDARY EDUCATION
TABLE 4 - PRIVATE CAREER INSTITUTIONS - Enrollment by Age, 1990-91

Institution	18-19	20-21	22-24	25-29	30-34	35-39	40-49	50-64	65 & Over	Unknown	TOTAL
Advantage, Inc											
Bahner College of Hairstyling**	7	53	42	13	17	8	6	5	1		74
Becker CPA Review											
Capitol School of Hairstyling**	7	35	19	21	12	5	1			255	255
Career Achievement											
Classic Impressions	19	2	1	1	2	2	2	1		532	532
College of Hair Design †											
Columbus Beauty College											
David's Head College of Hair Design											
Dr. Weibes College of Massage Therapy											
Gateway Electronics Institute	1	21	49	92	142	79	39	38	5	14	478
Hollywood Beauty College											
Institute of Computer Science											
International School of Modeling	121	7	9	7	3	2	1	1			291
ITT Technical Institute											
J. Casablancas Modeling & Career Ctr											
Josephs College of Beauty**											
Larabee School of Real Estate & Insurance †	42	111	75	37	39	15	7	10	3	12	339
Lincoln School of Commerce											
Lorrie K's Finishing & Modeling School											
McCook Beauty Academy	51	43	23	7	5	4		1		215	215
Midwest Bartenders School											
Nancy Bounds International											
Nebx. Auction School	109	23	28	4	5	5	5	3			135
Nebx. College of Business											
Nebx. Custom Diesel Drivers Training											
Nebx. School of Real Estate ●											
North American Travel School**											
Omaha College of Business											
Omaha College of Health Careers											
Professional School of Real Estate ●											
Randall School of Real Estate											
Sally McMahon School of Real Estate ●											
Skills Plus											
Spencer School of Business											
Stanley H. Kaplan Educational Center Ltd**											
Stewart School of Hairstyling											
The Business & Banking Institute											
The Craftman School											
The Railway Educational Bureau											
Travel Careers Institute											
Universal Technical Institute											
Xenon International Hair Design											
GRAND TOTAL	374	1,182	835	965	1,144	571	391	287	93	6	9,275

**Multiple locations for this institution
 †Correction adjustment to a known total
 Cases where the time period covered differs from July 1, 1990 through June 30, 1991:
 † Oct 1, 1990 through Oct 15, 1991
 ‡ Nov 1990 through Jun 30, 1991
 ● Jan 1, 1991 through Dec 31, 1991

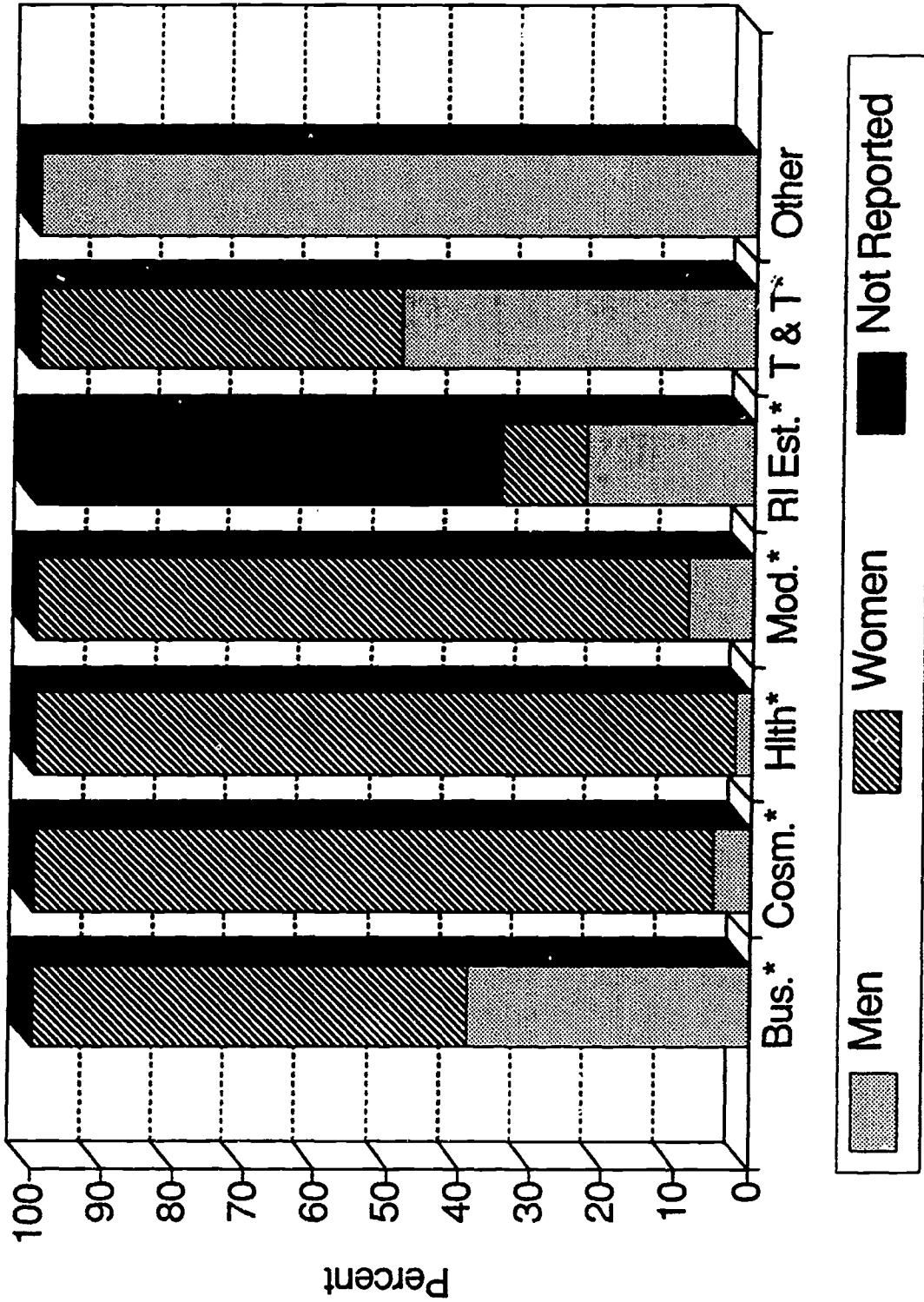


PROGRAM COMPLETIONS BY PROGRAM TYPE*, 1990-91



*This graphic is at best suggestive rather than conclusive due to "not reported" completions.

**PROGRAM COMPLETIONS FOR
PROGRAM TYPES BY GENDER, 1990-91**



*Business, Cosmetology, Health, Modeling, Real Estate, Trade & Technical

COORDINATING COMMISSION FOR POSTSECONDARY EDUCATION
TABLE 5 - PRIVATE CAREER INSTITUTIONS - Completions by Gender, 1980-91

Institution	Summer/Jan. 1991		October 1990		August 1990		May 1990		February 1990		Total	
	Men	Women	Men	Women	Men	Women	Men	Women	Men	Women	Men	Women
Advantage, Inc												
Bahner College of Hairstyling**												
Becker CPA Review			3	100								
Capital School of Hairstyling**												
Career Achievement			3	59								
Classic Impressions	400	132	532									
College of Hair Design †												
Columbus Beauty College					6	39						
David's Head College of Hair Design					0	16						
Dr. Welbes College of Massage Therapy					10	16						
Gateway Electronics Institute												
Hollywood Beauty College												
Institute of Computer Science					0	13						
International School of Modeling												
ITT Technical Institute												
J. Gasblancas Modeling & Career Ctr												
Josephs College of Beauty**												
Larabee School of Real Estate & Insurance †					0	109						
Lincoln School of Commerce												
Lorrie K's Finishing & Modeling School	44	254	298									
McCook Beauty Academy												
Midwest Bartenders School					0	12						
Nancy Bounds International												
Neb. Auction School												
Neb. College of Business	29	195	224									
Neb. Custom Diesel Drivers Training												
Neb. School of Real Estate ●												
North American Travel School**												
Omaha College of Business	0	57	57									
Omaha College of Health Careers												
Professional School of Real Estate ●												
Rendell School of Real Estate												
Sally McMahon School of Real Estate ●												
Skills Plus	8	16	24									
Spencer School of Business	9	75	84									
Stanley H. Kaplan Educational Center Ltd**												
Stewart School of Hairstyling												
The Business & Banking Institute	9	41	50									
The Craftman School												
The Railway Educational Bureau												
Travel Careers Institute												
Universal Technical Institute												
Xenon International Hair Design												
GRAND TOTAL	499	770	1,269		2	461		93	2	426		466

NA - Information is Not Available
**Multiple locations for this institution
***Understated due to incomplete information

Cases where the time period covered differs from July 1, 1990 through June 30, 1991:
† Oct 1, 1990 through Oct 15, 1991
● Jan 1, 1991 through Dec 31, 1991

COORDINATING COMMISSION FOR POSTSECONDARY EDUCATION

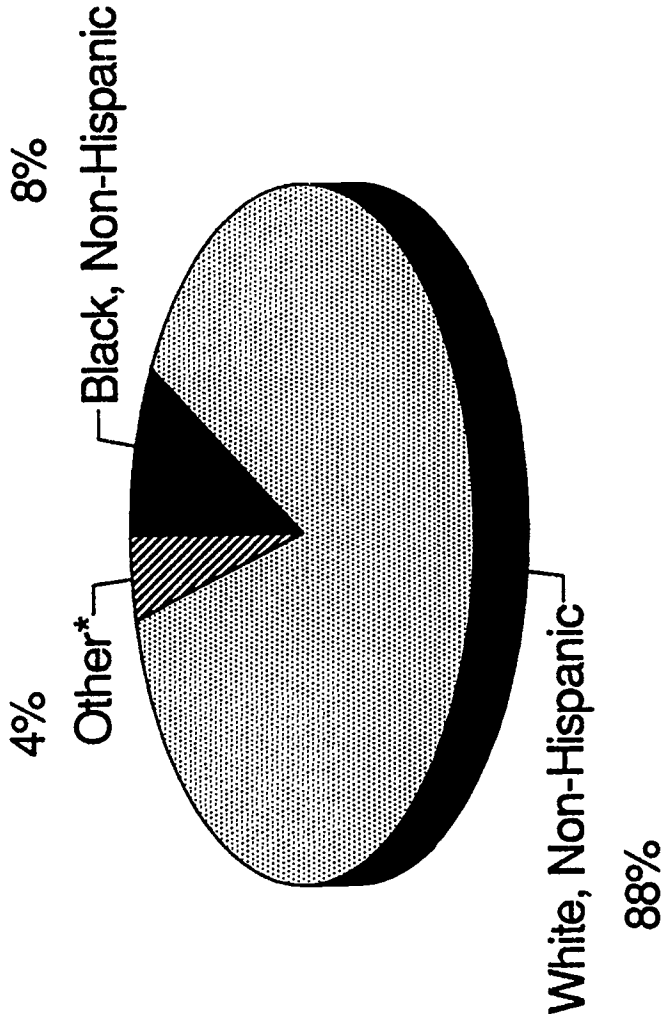
TABLE 5 - PRIVATE CAREER INSTITUTIONS - Completions by Gender, 1990-91

Institution	Fall 1990		Total		1991		Total		1991	
	Men	Women	Men	Women	Men	Women	Men	Women	Men	Women
Advantage, Inc.										
Bahner College of Hairstyling**										
Becker CPA Review										
Capital School of Hairstyling**										
Career Achievement										
Classic Impressions										
College of Hair Design †										
Columbus Beauty College										
David's Head College of Hair Design										
Dr. Welbes College of Massage Therapy										
Gateway Electronics Institute										
Hollywood Beauty College										
Institute of Computer Science										
International School of Modeling										
ITT Technical Institute										
J. Casablancas Modeling & Career Ctr										
Josephs College of Beauty**										
Larabee School of Real Estate & Insurance ‡										
Lincoln School of Commerce										
Lorrie K's Finishing & Modeling School										
McCook Beauty Academy										
Midwest Barbers School										
Nancy Bounds International										
Neb. Auction School										
Neb. College of Business										
Neb. Custom Diesel Drivers Training										
Neb. School of Real Estate ●										
North American Travel School**										
Omaha College of Business										
Omaha College of Health Careers										
Professional School of Real Estate ●										
Randall School of Real Estate										
Sally McMahon School of Real Estate ●										
Skills Plus										
Spencer School of Business										
Stanley H. Kaplan Education Center Ltd**										
Stewart's School of Hairstyling										
The Business & Banking Institute										
The Craftsmen School										
The Railway Educational Bureau										
Travel Careers Institute										
Universal Technical Institute										
Xenon International Hair Design**										
GRAND TOTAL	***269	***149	***1,190	390	762	8	0	8	***1,215	***2,289

NA - Information is Not Available
 **Multiple locations for this institution
 ***Undersated due to incomplete information
 ● New institution. First class will graduate June 1992.
 † Cases where the time period covered differs from July 1, 1990 through June 30, 1991:
 ‡ Oct 1, 1990 through Oct 15, 1991
 § Jan 1, 1991 through Dec 31, 1991



**PROGRAM COMPLETIONS BY
RACE/ETHNIC CATEGORY, 1990-91**



*Asian, Hispanic, Native American, Non-Resident Alien, Pacific Islander.
Race/Ethnic category was not reported for 43% of the program completers.

COORDINATING COMMISSION FOR POSTSECONDARY EDUCATION
TABLE 6 - PRIVATE CAREER INSTITUTIONS - Completions by Race/Ethnic Category, 1990-91

Institution	Non-Resident Alien	Black Non-Hispanic	Native American*	Asian/Pacific Islander	Hispanic	White Non-Hispanic	Unknown	TOTAL
Advantage, Inc								
Behner College of Hairstyling**		3	1	1	2	96		NA
Becker CPA Review								103
Capitol School of Hairstyling**		13		1		48		NA
Career Achievement							532	62
Classic Impressions						21		532
College of Hair Design						38		21
Columbus Beauty College †		2		1	3	18		45
David's Head College of Hair Design						16		16
Dr. Welbes College of Massage Therapy		6				16		26
Dr. Welbes College of Massage Therapy		1		1	1	57		60
Gateway Electronics Institute		1		1		42		44
Hollywood Beauty College					2	11		13
Institute of Computer Science		35				113		148
International School of Modeling		6		2	3	100	3	114
ITT Technical Institute								
J. Casablancas Modeling & Career Ctr		12		3	4	126		145
Joseph's College of Beauty**				2	1	106		109
Larabee School of Real Estate & Insurance ‡							208	208
Lincoln School of Commerce		5		1	5	287		298
Lorrie K's Finishing & Modeling School		2	1		1	69		73
McCook Beauty Academy						12		12
Midwest Bartenders School		2	2		2	32		38
Nancy Bounds International							113	113
Nebr. Auction School						8		8
Nebr. College of Business		33	9		4	178		224
Nebr. Custom Diesel Drivers Training		3	2			113	4	122
Nebr. School of Real Estate •								
North American Travel School**		3		1		115	1	132
Omaha College of Business		19		1	1	36		120
Omaha College of Health Careers		1	1		20	73		57
Professional School of Real Estate •							82	95
Randall School of Real Estate							768	768
Sally McMeihon School of Real Estate •								NA
Skills Plus		4				20		24
Spencer School of Business				1		83		84
Stanley H. Kaplan Educational Center Ltd**								NA
Stewart School of Hairstyling		5			1	28		34
The Business & Banking Institute		9	1	3	1	36		50
The Craftman School								NA
The Railway Educational Bureau								NA
Travel Careers Institute				1	2	76		79
Universal Technical Institute		17	2	1	4	127		151
Xenon International Hair Design		4		1	2	59		66
GRAND TOTAL	0	188	19	22	59	2,137	1,851	4,276

NA - Information is Not Available
 **Multiple locations for this institution
 †New Institution. First class will graduate June 1992
 *American Indian or Native Alaskan
 ‡Understated due to incomplete information
 Cases where the time period covered differs from July 1, 1990 through June 30, 1991:
 † Oct 1, 1990 through Oct 15, 1991
 ‡ Nov 1990 through Jun 30, 1991
 • Jan 1, 1991 through Dec 31, 1991