

DOCUMENT RESUME

ED 340 800

UD 028 470

AUTHOR Mitchell, Stephanie J.
 TITLE Report on Substance Use among Portland Public Schools Students. Technical Report.
 INSTITUTION Portland Public Schools, OR. Research and Evaluation Dept.
 PUB DATE Nov 91
 NOTE 63p.
 PUB TYPE Reports - Research/Technical (143) -- Tests/Evaluation Instruments (160)

EDRS PRICE MF01/PC03 Plus Postage.
 DESCRIPTORS Adolescents; *Drinking; Drug Use; Grade 7; Grade 10; *High School Students; *Incidence; *Junior High School Students; Middle Schools; School Districts; Secondary Education; Sex Differences; *Substance Abuse; Urban Schools; *Urban Youth
 IDENTIFIERS Middle School Students; *Portland School District OR

ABSTRACT

This report describes an assessment of substance abuse among Portland (Oregon) Public School students in grades 7 and 10, determining the relationship between early and later substance use for planning and development of alcohol and drug education, prevention, and intervention. The survey was administered in 17 middle schools, 10 high schools, and 2 alternative schools to a total of 5,661 students. Alcohol is the students' drug of choice by far, and alcohol and other drug use increases systematically by grade. More than 50 percent of seventh graders and four of five tenth graders reported alcohol use in their lifetime. One-third of tenth graders had tried marijuana, and many had experimented with inhalants (18 percent), amphetamines (12 percent), with lysergic acid diethylamine--LSD (11 percent). There are gender differences and geocultural group differences in use patterns. For example, more adolescent females than males use tobacco. American Indians reported higher use of several substances than other groups. Most high school students report getting alcohol from friends, while elementary school students report getting alcohol from their parents. School is the most important source of information on the dangers of alcohol and drugs. Few students reported drug use during school activities; students reported using alcohol and drugs at home and at parties. Survey findings on student substance use are presented in eight graphs and two tables. Four appendices provide the survey instrument and survey results by grade and gender. Six references are listed. (SLD)

 * Reproductions supplied by EDRS are the best that can be made *
 * from the original document. *

**REPORT ON SUBSTANCE USE AMONG
PORTLAND PUBLIC SCHOOLS' STUDENTS**

Stephanie J. Mitchell

**Department of Research and Evaluation
Portland Public Schools**

November 1991

**Survey of Alcohol and Drug Use
Among Portland Public Schools' Students
Spring 1991
EXECUTIVE SUMMARY**

AUTHOR: Stephanie J. Mitchell

Program Description

This report describes a study to assess the level of substance use among Portland Public Schools' students. The survey of alcohol and other drug use was conducted in April 1991 by the Alcohol and Drug Program, in collaboration with the Research and Evaluation Department.

The rationale for the study was the public's growing concern that too many children and adolescents are experimenting with and using tobacco, alcohol, and illegal drugs. Although recent national and state surveys indicate substantial declines in drug use, the use of alcohol and other drugs is still widespread among secondary students and it frequently occurs even at elementary grades.

The purpose of the survey was to examine the frequency and extent of substance use in grades seven and ten. The investigation compared the relationship between early substance use and later use to help guide the planning and development of alcohol and drug education, prevention, and intervention programs.

The survey of substance use was administered in 29 schools at grades seven and ten throughout the district. Seventeen middle schools, ten high schools, and two alternative schools participated in the survey. The population was representative of district students at the appropriate grade levels with respect to gender, geocultural group, and enrollment. A total of 5,661 students participated in the survey.

Major Findings

1. Alcohol was by far the drug of choice for students.
2. Alcohol and other drug use increases systematically by grade. More than fifty percent of seventh graders and four of five tenth graders reported alcohol use in their lifetime.
3. A large number of students have tried illegal drugs. A third of tenth graders reported using marijuana in their life. Many have experimented with inhalants (18%), amphetamines (12%), and LSD (11%) in their lifetime. The reported use of inhaled substances has increased at each grade since 1985.
4. Most high school students who drink report getting alcohol from their friends. Most elementary students who drink report getting alcohol at home from their parents.
5. More adolescent females use tobacco than males. Girls reported higher levels of tobacco use. More teenage girls than boys have experimented with alcohol use in their lifetime; among regular users, drinking by females is approaching male levels.
6. Regular marijuana use was reported by 3 percent of seventh graders and 15 percent of tenth graders.
7. Between 1 percent and 3 percent of the students reported use of LSD and amphetamines in the past month. Less than 1 percent of students reported use of cocaine or steroids in the past month.
8. School was the most important source of information on the dangers of alcohol and drugs.
9. There were differences in substance use by gender and geocultural group. More females use tobacco than males. American Indians reported higher use of several substances than other geocultural groups.
10. Few students reported drug use during school activities. Students reported using alcohol and drugs at home and parties.

TABLE OF CONTENTS

	<u>Page</u>
Executive Summary	i
Introduction	1
Methodology	1
Research Design	1
Reliability and Validity	2
Instrument Development	2
Administration	3
Data Analysis	3
Findings	6
Figure 1. Lifetime use of six substances by PPS, Oregon, and national students	9
Figure 2. Regular use of eight substances in the past 30 days	10
Figure 3. Types of tobacco used by students	11
Figure 4. Use of cigarettes in the past 30 days by grade and gender	12
Figure 5. Sources of information about the dangers of drugs	13
Figure 6. Reported age of first use of alcohol	14
Figure 7. Methods of obtaining alcohol	15
Figure 8. Lifetime use of five substances by geocultural group	16
Summary	17
References	19
Appendices	
A. Alcohol and Drug Use Survey	20
B. Results of Alcohol and Drug Use Survey by Grade	31
C1. Results of Alcohol and Drug Use Survey by Gender, Grade 7	40
C2. Results of Alcohol and Drug Use Survey by Gender, Grade 10	49

INTRODUCTION

The challenge for the future is to determine the factors that promote discontinuation of substance use or lower rates of use and identify approaches to further improve alcohol and drug programs in schools.

In 1991, the Portland Public Schools' Board of Education and the Alcohol and Drug Program decided to undertake an assessment of student alcohol and drug use to aid in understanding the nature and extent of substance use among students in the district. In April 1991, the Alcohol and Drug Program, in collaboration with the Research and Evaluation Department, conducted a survey of substance use among Portland Public Schools' students in grades seven and ten. This report describes the results of the study of substance use by students.

The rationale for this study was the public's growing concern that too many children and adolescents are experimenting with and using tobacco, alcohol, and illegal drugs. Although recent national and state surveys indicate substantial declines in drug use, the use of alcohol and other drugs is still widespread among secondary students and it frequently occurs even at elementary grade levels (Bachman, et.al., 1991).

The Portland School District first assessed student drug use in all high schools and middle schools in 1985. Since that time, only limited surveying has been done in cooperation with the state alcohol and drug survey and with other smaller research efforts. There was no current comprehensive survey information available to describe the extent of drug involvement among students in Portland Public Schools. The results of the 1991 survey will provide important baseline information against which future survey results may be compared. Thus, it will be possible to determine whether or not student substance use is changing over time.

METHODOLOGY

In 1991, the district adopted a new alcohol and drug program plan. One component of the plan was a biennial survey of alcohol and drug use among seventh and tenth grade students. The survey would help decision makers understand the current situation with respect to student drug use and develop or target programs to address identified problems.

The purpose of the study was to examine the frequency and extent of substance use in grades seven and ten. The investigation compared the relationship between early substance use and later stages of use to provide information to help guide the planning and development of education, prevention, and intervention programs.

Research Design

The alcohol and drug use survey was administered in all 29 middle and high schools throughout the district at grades seven and ten. All students in these grades were to be surveyed. Seventeen middle schools, ten high schools, and two alternative schools participated in the survey. The actual number of students surveyed was: seventh=3176, tenth=2335, and other grades=150 (students were surveyed in regular classrooms, some of which have mixed grades). A total of 5,661 students participated in the survey.

Reliability and Validity

Several factors can affect the reliability and validity of survey data on student substance use. These factors include: (1) refusal by schools to participate, (2) failure to obtain data from all students in the group, (3) students' conscious or unconscious distortion of answers to questions, and (4) limitations of the research design or survey size which limit the accuracy of results.

First, cooperation by the schools was generally very good. All schools participated in the survey.

Second, student participation in the survey was excellent. The average response rate for all the schools in the survey was 76 percent. Very few students declined to complete the survey which was always identified as a voluntary activity, so there was little bias from nonparticipation. Absenteeism is a problem that can also bias results. Other studies have indicated that students with high absentee rates often report higher than average levels of drug use (Egan, 1991; Hooper, 1988). There was no indication that the absentee rate was higher than normal at the time of the survey administration and the size of the population in this study reduced the chances that absenteeism would distort the results.

Third, student self-report data can be subject to questions of accuracy. In order to account for methodological inaccuracy, quality control standards were established for the study. The survey instrument utilized two distinct items to assess the effects of conscious or unconscious distortion of answers by students. A bogus drug was included in one item to aid in identifying students who were over-reporting use or were phony users. In a second item, the students were asked to indicate how honestly they responded to the survey questions.

Fourth, limitations of the survey design or sample size can affect accuracy of results. The limitations of sampling error did not apply to this study's measurement of use by a whole grade level population. Sources of bias were addressed in the development of the instrument, survey administration, data analysis, and interpretation of results. In addition, the size of the group in this study of seventh and tenth graders was large--2534 and 2111, respectively. Thus, the resulting valid population was larger than necessary to ensure stability.

Instrument Development

The alcohol and drug use survey assessed three kinds of information on the use of specific substances by students. Specifically, the items assessed: 1) the types of substances used by students and the length of time used, 2) the amount and frequency of current use of tobacco, alcohol and other drugs, and 3) the location or situation of current use of tobacco, alcohol, and other drugs. The 1991 PPS survey instrument was shorter than the 1985 version (43 questions instead of 68) to better allow students to complete the survey within one class period.

The instrument was developed from questionnaires used in recent local, state, and regional surveys. Many of the questions assessing the use of specific substances were adapted from a questionnaire developed for the Oregon Department of Human Resources' Office of Alcohol and Drug Programs or items used in longitudinal investigations of adolescent drug use by the Northwest Regional Educational Laboratory. New questions dealt with (a) students' attitudes and

behaviors related to potential use of substances, (b) types of student involvement in school prevention programs, and (c) students' perceptions of alcohol and drug education topics in school.

Survey questions were reviewed for clarity and readability by the coordinator of the Alcohol and Drug Program and an advisory committee of school-based alcohol and drug counselors. The instrument was field tested at grades six and nine in regular and ESL/Bilingual classrooms in middle school and high school prior to administration.

Sources of comparison data were the *Drug Use by Oregon Public School Students* (Egan, 1991) and the *PPS Drug and Alcohol Use Survey* (Neill-Carlton & Hansen, 1985). Comparison to the national substance use data came from the *Monitoring the Future* study (Bachman, et.al., 1991) conducted by the Institute for Social Research (ISR) at the University of Michigan with funding from the National Institute for Drug Abuse. The ISR study has been the most prominent national survey of attitudes associated with alcohol and drug use of a cross-section of the nation's high school seniors since 1975 and its results are commonly used as a national reference point.

Administration

School principals were advised to designate a survey contact person for their building. In most cases, the alcohol and drug coordinator in the school served in this role. Students completed the alcohol and drug use survey under conditions of strict anonymity. Following notification to parents of the survey, participation by students was voluntary. Students were also told they could leave unanswered any questions they thought were too personal.

Survey administration was conducted in intact classes, such as health. Based on research indicating that students respond more honestly when they are approached by their peers, schools were encouraged to use student peer helpers to assist with survey administration. Teachers were present, but remained at a distance where they would not observe students' responses.

A survey booklet was distributed to each student. The guide to administering the alcohol and drug use survey recommended that administration begin with the teacher stressing the importance of the survey and its voluntary and anonymous nature. Then peer helpers distributed the survey, read the directions, and answered questions. Finally, students placed their completed survey in an envelope rather than handing it to an adult or another student. The student peer helper sealed the envelope and brought it to the office.

Data Analysis

Rarely does a study undertake to survey a whole student population in all middle and high schools districtwide. This study was an exception. Data were gathered from the whole grade level population, rather than from a sample. This method provided precise information so that the results could provide as accurate as possible a picture of student substance use in Portland.

Table 1 describes the schools by enrollment, number of respondents, response rate, and the student respondents by gender and geocultural group. The distribution from the total group is provided for comparison to the grade level groups. For example, the average response rates were 84 percent for middle schools, 68 percent for high schools, and 60 percent for alternative schools.

Table 1. Demographic characteristics and response rate of school population, 1991

School	Enrollment Grade Level	Completed Surveys	Valid Responses	School-Level Response Rate (%)	Gender (%)		Geocultural Group (%)				
					Male	Female	American Indian	European American	African American	Asian American	Hispanic American
Middle Schools (n=17)											
Beaumont	231	196	196	.85	56	44	5	67	23	3	2
Binnsmead	238	196	195	.82	43	57	9	64	13	10	4
Fernwood	193	175	172	.91	49	51	3	72	21	3	1
George	192	154	146	.80	43	57	11	64	10	10	5
Gray	171	161	154	.94	51	49	4	80	6	7	3
Gregory Heights	286	230	227	.80	49	51	5	71	2	21	1
Hosford	255	184	179	.72	57	43	10	66	3	16	5
Jackson	212	193	187	.91	44	56	5	83	3	8	1
Kellogg	262	213	213	.81	45	55	7	77	4	11	1
Lane	210	175	173	.83	45	55	12	82	1	4	1
Mt. Tabor	231	220	219	.95	53	47	7	76	4	10	3
Ockley Green	226	168	165	.74	47	53	8	50	27	12	3
Portsmouth	181	166	163	.92	45	55	15	58	20	2	5
Sellwood	193	193	119	.99	42	58	6	83	1	6	4
Tubman	219	118	118	.54	36	64	12	28	54	4	2
West Sylvan	230	211	211	.92	54	46	4	88	2	4	2
Whitaker	244	223	182	.91	47	53	7	28	52	10	3
Total	3774	3176	3019	.84							
High Schools (n=16)											
Benson	353	245	243	.69	76	24	1	67	18	11	3
Cleveland	351	287	287	.82	41	59	4	69	6	17	4
Franklin	378	230	230	.61	42	58	6	73	1	19	1
Grant	399	285	281	.71	50	50	7	69	18	5	1
Jefferson	326	193	193	.59	41	59	16	35	44	3	2
Lincoln	277	155	155	.56	50	50	2	85	5	7	1
Madison	349	239	238	.68	43	57	6	69	9	14	2
Marshall	318	203	200	.64	51	49	8	77	5	5	5
Roosevelt	272	192	173	.71	48	52	6	66	14	9	5
Wilson	406	306	303	.75	51	49	5	78	8	8	1
Total	3429	2335	2303	.68							
Alternative Schools (n=2)											
Metro. Learning Center	87	42	41	.48	59	41	6	88	3	0	3
Vocational Village	152	108	104	.71	55	45	11	64	17	4	4
Missing			40								
Total	239	150	185	.60							
Grand Total	7442	5661	5507	.76							

Quality control standards were developed to screen the data for incomplete, falsified, or otherwise unusable responses. Information on student nonparticipation in the survey was collected from survey coordinators in the schools. Data on rates of student absenteeism at each grade level were collected from PPS Management Information Services.

Table 2 describes the number and percent of surveys processed and the effects of data cleaning at each stage of the analysis. Some students declined to participate in the voluntary survey or were absent on the day the survey was administered, so less than 100 percent of the students in each grade level were surveyed. Absenteeism averaged nine percent and the nonparticipation rate was less than one-and-a-half percent. Survey responses were unusable if the student marked a grade level inappropriate for the school from which the survey was returned or if the student did not answer any survey items. This accounted for less than three percent of the surveys returned. Surveys were not distributed to students in Special Education or ESL/bilingual programs whose ability to read the items was deemed inadequate by their teachers.

Surveys were discarded if the student admitted any dishonesty on the last item, consistently marked high use of a bogus drug, or reported impossibly high level of use. Fifteen percent of the surveys were rejected for these reasons. A t-test using the SPSS-PC computer program was used to determine comparability between and among three subgroups. Results of the t-test found that the somewhat honest and dishonest groups differed significantly from the honest group. Thus, only responses from the honest group were included in the analyses.

Careful and conservative approaches to data analysis were employed to ensure accurate reporting of the level of drug use. It is possible that higher levels of substance use may be seen among students not included in the survey due to absenteeism, exemption, dishonest answers, or impossible response patterns. If such is the case, these survey results may be an underestimate of the level of substance use among Portland Public School students.

Table 2. Number and Percent of Surveys Processed

Condition	All Schools	Percent of enrollment
1991 student enrollment (grades 7 and 10)	7,442	
Absences reported by schools	684	9.2
Classroom attendance on day of survey (calculated)	6,758	
Students declining survey (reported by teachers)	119	1.6
Other students not taking the survey (special education, etc.)	978	13.1
	All Schools	Percent of surveys returned
Total number of completed surveys returned to BESC	5,661	
Surveys unusable (incomplete or wrong grade marked)	154	2.7
Surveys with valid responses	5,507	97.3
Surveys discarded due to dishonesty (7.4%), use of bogus drug (3.9%), or impossible patterns (4.2%)	862	15.5
Total number of surveys included in analysis	4,645	

FINDINGS

This section describes the major findings from the alcohol and drug use survey among Portland Public Schools students in grades seven and ten. The survey instrument is in Appendix A. The responses to each survey item are listed by grade in Appendix B. Appendix C presents responses to each survey question by grade and gender.

The first eleven survey items provided descriptive information about the students in the respondent group. The valid population contained 2,534 seventh graders and 2,111 tenth graders. Fifty-one percent of the respondents were male and 49 percent were female. The geocultural group percentages were 6-7 percent American Indian, 69 percent European American, 12-13 percent African American, 8-10 percent Asian American, and 3 percent Hispanic American. The corresponding percentages of geocultural groups in the district as a whole were 2 percent American Indian, 69-72 percent European American, 16 percent African American, 7-10 percent Asian American, and 3 percent Hispanic American. More than 86 percent of the respondents indicated they were born in the United States and 91 percent reported that English was their first language. These items were asked in an attempt to identify the rates of substance use among the ESL/bilingual population. Approximately 20 percent of students indicated that a language other than English is spoken in their home and identified the language as Spanish (23%), Vietnamese (13%), Chinese (8%), Lao (4%), Russian (3%), Cambodian (2%), Hmong (2%), and Mien (1%). Forty-four percent indicated other (this may be interpreted to be English or another language).

The percentage of student respondents who live with both parents was 56-63 percent. Fifty-four percent of students reported that school was their most important source of information about the dangerous effects of alcohol and other drugs, followed by family at 17-21 percent, and the media at 11-12 percent. Sixty-one percent of seventh graders indicated that they did not have close friends who used alcohol regularly, yet by ten grade this percentage dropped to only 24 percent. More than a third of seventh graders indicated that someone close to them (friend, family or both) has a drinking or drug problem; two-thirds of tenth graders reported someone close to them has a drinking or drug problem.

Several survey items asked students to indicate their attitude about using legal and illegal substances. One in five students reported that harmful effects of alcohol have been exaggerated. Twenty-one percent of the students would not leave a party where drugs were being used.

The next section of the survey asked students to indicate frequency of their use of ten different substances. Several of the substances have been included in other studies, such as the Oregon Survey of Drug Use (1990) and the Institute for Social Research's Monitoring the Future study (1990). For the PPS alcohol and drug use survey, students were asked to indicate how often they had used each of the substances in their lifetime and in the past thirty days, without a doctor's direction. The five response options were: never, 1-2 times, 2-5 times, 6-9 times, and 10 or more times. Responses were aggregated to indicate any use in lifetime or in the past month.

Overall, the survey found that students at each grade use alcohol and other drugs to some extent. As might be expected, the level of reported drug use was higher at the higher grade level. Many results of the drug use survey were encouraging. While the responses of previous surveys are

not themselves comparable between years, the overall trends seem to indicate a decline in the use of marijuana, cocaine, amphetamines, and LSD at each grade level. There has been a sizeable increase in the percentage of students at each grade reporting no use of these drugs in their life. The following section summarizes the use of alcohol and other drug use among PPS students.

Alcohol. The use of alcohol by many young students did not reflect the heartening results described above. Alcohol was by far the drug of choice at each grade level. Approximately 18 percent of seventh graders reported use of alcohol in the past month, with one percent reporting frequent use (ten or more times in the past thirty days). Almost 40 percent of tenth graders reported use of alcohol in the past month, with three percent reporting frequent use (ten or more times in the past month).

Early onset of any drug use is an important indicator of substance misuse. The survey found promising results concerning the age of first use of alcohol. More students begin drinking at older ages than in 1985. There has been a sizeable decrease in the percentage of students reporting early onset of alcohol use. In comparing 1985 data with the 1991 results, it can be seen that fewer students report using alcohol by age twelve (56% of students in 1985 and 41% of students in 1991 reported their first use of alcohol by age twelve).

Tobacco. Two types of tobacco use were studied: smoking tobacco and smokeless tobacco. Overall, smoking tobacco was more common and used more frequently by female students in each grade. Daily cigarette use was reported by seven percent of seventh grade males and 13 percent of seventh grade females. Smoking tobacco use increases substantially at tenth grade; 19 percent of males and 22 percent of females in grade ten reported smoking cigarettes daily.

Marijuana. Although 91 percent of seventh graders reported no use of marijuana in their lifetime, by the tenth grade only 65 percent fall into this category. Three percent of seventh graders reported use of marijuana in the past thirty days, while 15 percent of tenth graders reported use of marijuana in the past month. Since 1985, there has been a sizeable increase in the percentage of students reporting no marijuana use in their lifetime (60% in 1985; 91% in 1991 at middle school). High schools observed a similar pattern (45% in 1985; 65% in 1991).

LSD and Amphetamines. Use of LSD and amphetamines is similar across grades. Approximately 96 percent of seventh graders reported no use of LSD or amphetamines in their lifetime, yet by tenth grade this percentage dropped to only 88 percent who have never used these substances. Four percent of tenth graders reported use of LSD or amphetamines in the past month.

Cocaine and Steroids. The survey also collected information on the use of cocaine and steroids. Very few students reported use of these substances in their lifetime. The no use percentages ranged from 95 to 99 percent at the grade levels surveyed. Less than one percent of students at each grade reported use of cocaine or steroids in the past month.

Inhalants. Inhaled substances were more commonly used by younger students. Seven percent of seventh grade students reported use of inhalants in the past thirty days, while only five percent of tenth graders used this substance. This was a substance category where lifetime use among seventh graders approached the level of use of tenth graders (14% and 18% respectively).

In a comparison to a national drug use survey of high school seniors in 1990 (Bachman, 1991), the Portland Public Schools tenth grade students showed a substantially lower level of any lifetime use of marijuana, alcohol, and cocaine; there were indications of higher levels of use of LSD and amphetamines. Other direct comparisons were not possible due to differences in survey design between the national study and this study. Thus, it would appear that in most cases students in Portland are using alcohol and other drugs no more frequently than a national sample.

Figures one through eight on the following pages illustrate the results of the frequency and extent of use of major substances among seventh and tenth grade students in Portland during 1991.

Figure one compares the reported lifetime use of six substances of students in Portland with state and national results. The percentage of students reporting use of drugs and alcohol is greater the higher the grade. When lifetime use by PPS seventh and tenth graders is compared to the state and national sample, Portland's students appear to use these substances less than eighth and eleventh graders in the state and twelfth graders nationally.

Figure two gives the reported use of eight substances in the past thirty days by PPS seventh and tenth graders. Alcohol is the drug of choice. In most cases, substance use increases by grade.

Figure three presents the types of tobacco used by students by grade and gender. More females than males report smoking cigarettes. Six percent more female seventh graders smoke cigarettes than their male peers; in tenth grade, nine percent more females smoke cigarettes than males.

Figure four displays the reported use of cigarettes in the past thirty days by grade and gender. The pattern of tobacco use by females differs from that of males. Twenty-two percent of tenth grade females report daily use of cigarettes compared to nineteen percent of their male peers.

Figure five shows the various sources of information about the dangers of alcohol and drugs. The majority of students said school was where they learned the most about the effects of drugs. Family and the media were also important sources of information about the dangers of drugs.

Figure six presents the reported age of first use of alcohol. Forty-six percent of seventh graders report having their first drink by age 12. Encouragingly, the reported age of first use of alcohol has risen slightly since 1985.

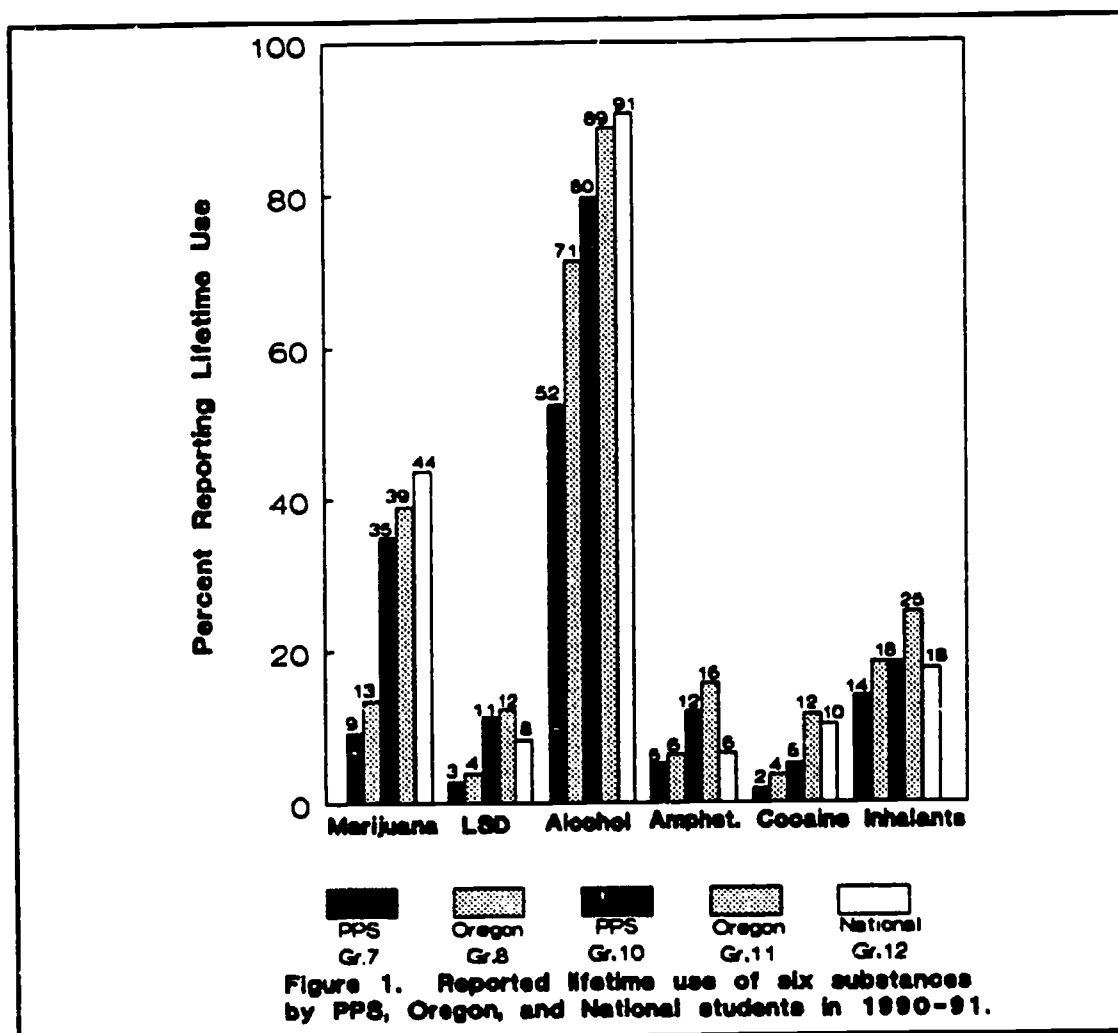
Figure seven presents the students' methods of obtaining alcohol. Most seventh graders report obtaining alcohol at home with parents knowledge (19%). Most tenth graders reported obtaining alcohol from friends (31%) or buying it themselves or asking adults to buy it (15%).

Figure eight illustrates the reported lifetime use of five substances by geocultural group. Substance use is lower among African-American adolescents than among European-American and American Indian youth. The rate of use for marijuana, alcohol, tobacco, and inhalants is consistently higher among American Indian adolescents than non-Indian youth.

There were a variety of other items included in the PPS survey that provide information on the extent of students' alcohol and drug use. These results can be found in Appendix B and C.

Portland Public Schools

Survey of Alcohol and Drug Use Among Students in Grades 7 and 10 Spring, 1991

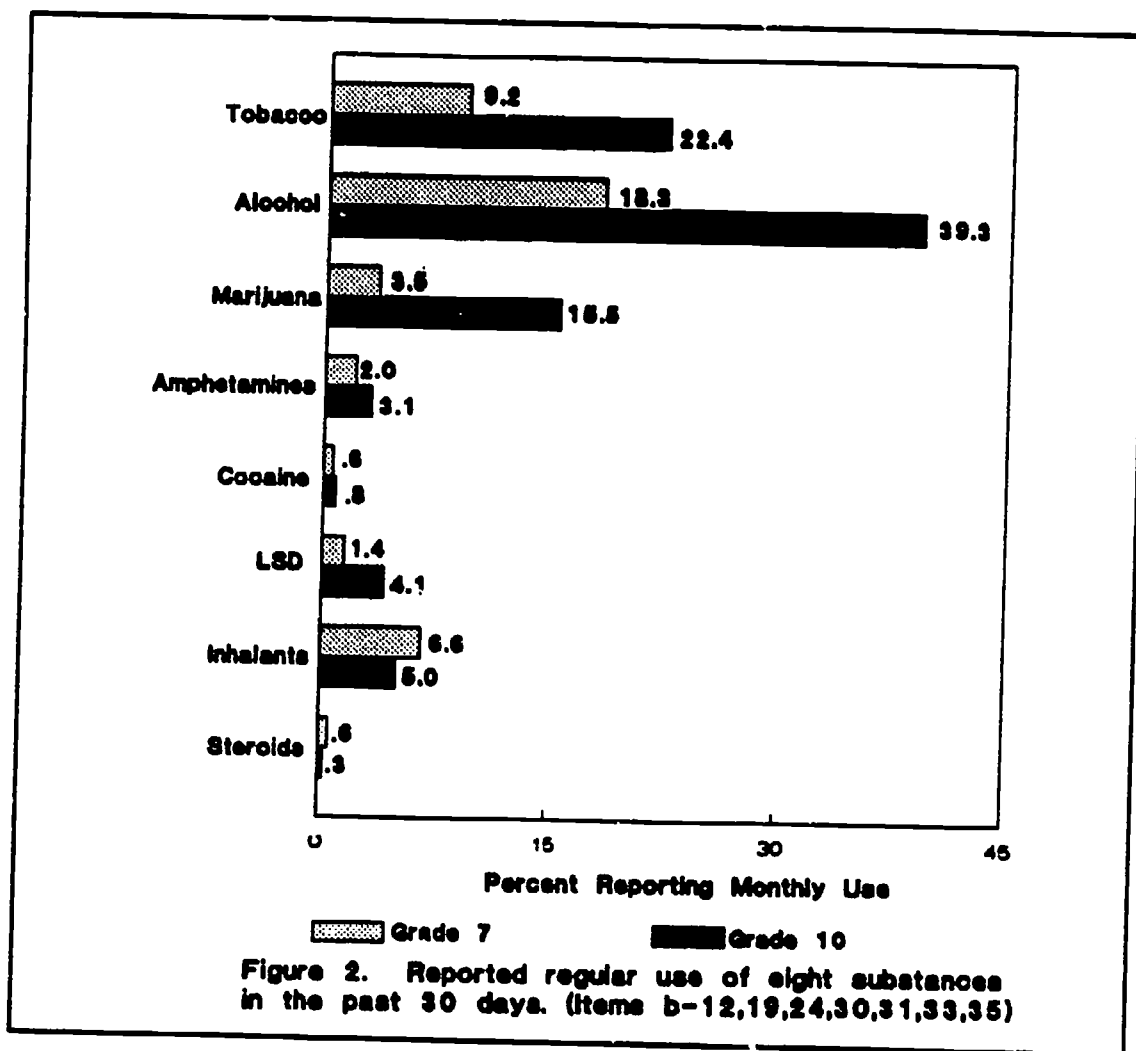


- PPS, Oregon state, and national survey results indicate that alcohol is the drug of choice for students at all grade levels.
- By 7th grade more than half of PPS students have tried alcohol. By 10th grade eighty percent of the students have tried alcohol.
- By 7th grade 14% of students have tried inhaled substances, 9% smoked marijuana, and 5% used amphetamines. By 10th grade a third have smoked marijuana, 18% have tried inhalants, and 12% amphetamines.
- Reported cocaine use in the district is lower than in the state and nation.

Data are from Portland Public Schools (1991), Oregon Department of Human Resources (1990), and the Institute for Social Research (1990).

Portland Public Schools

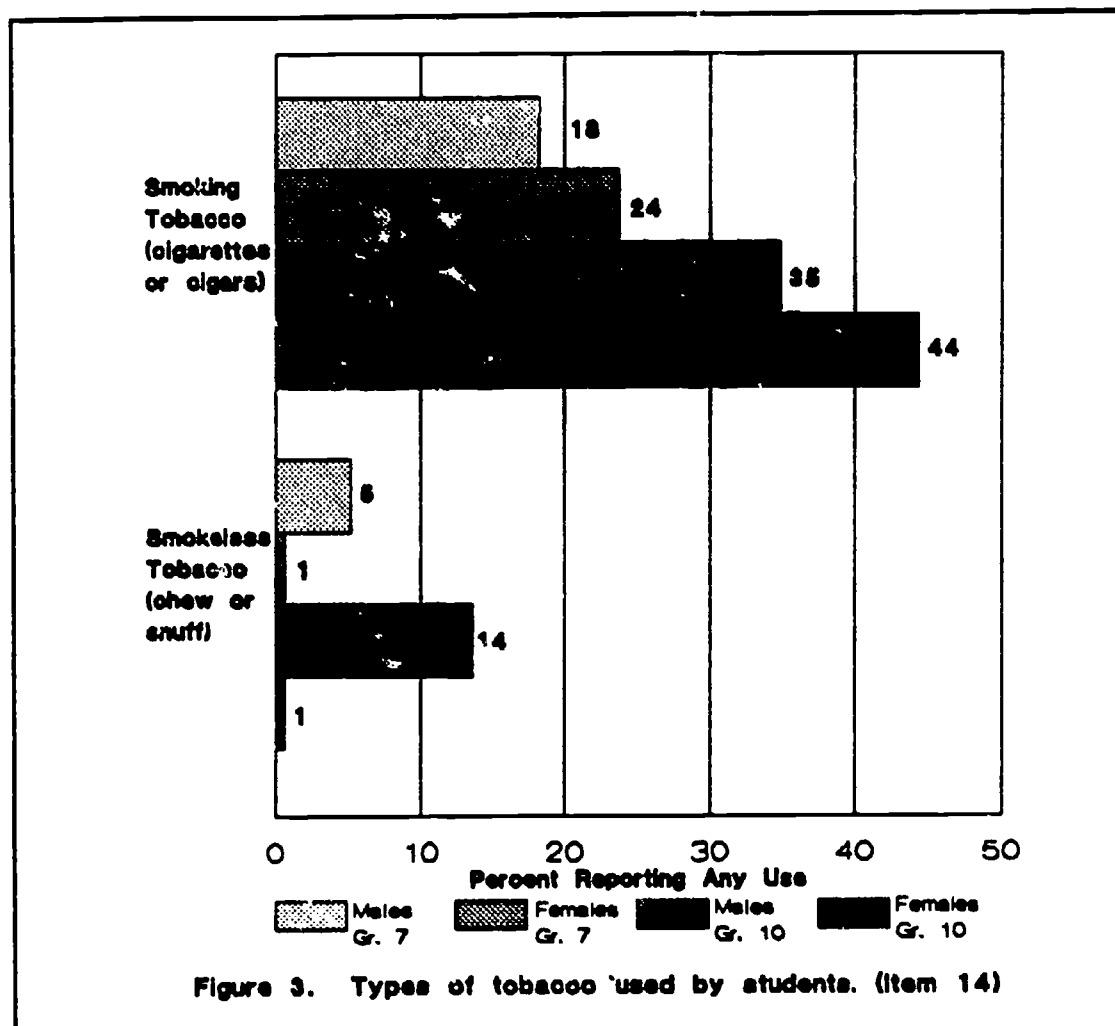
Survey of Alcohol and Drug Use Among Students in Grades 7 and 10 Spring, 1991



- Alcohol is by far the drug of choice for students. It is the drug used most regularly by students.
- Nearly two-in-ten 7th graders and forty percent of 10th graders report alcohol use in the last 30 days.
- Other commonly used drugs include tobacco, marijuana, and inhalants.
- Almost 10% of 7th graders and 22% of 10th graders report having smoked one or more cigarettes in the last month.
- Less than one percent of students at either grade report any cocaine use.
- In most cases, substance use increases systematically by grade.

Portland Public Schools

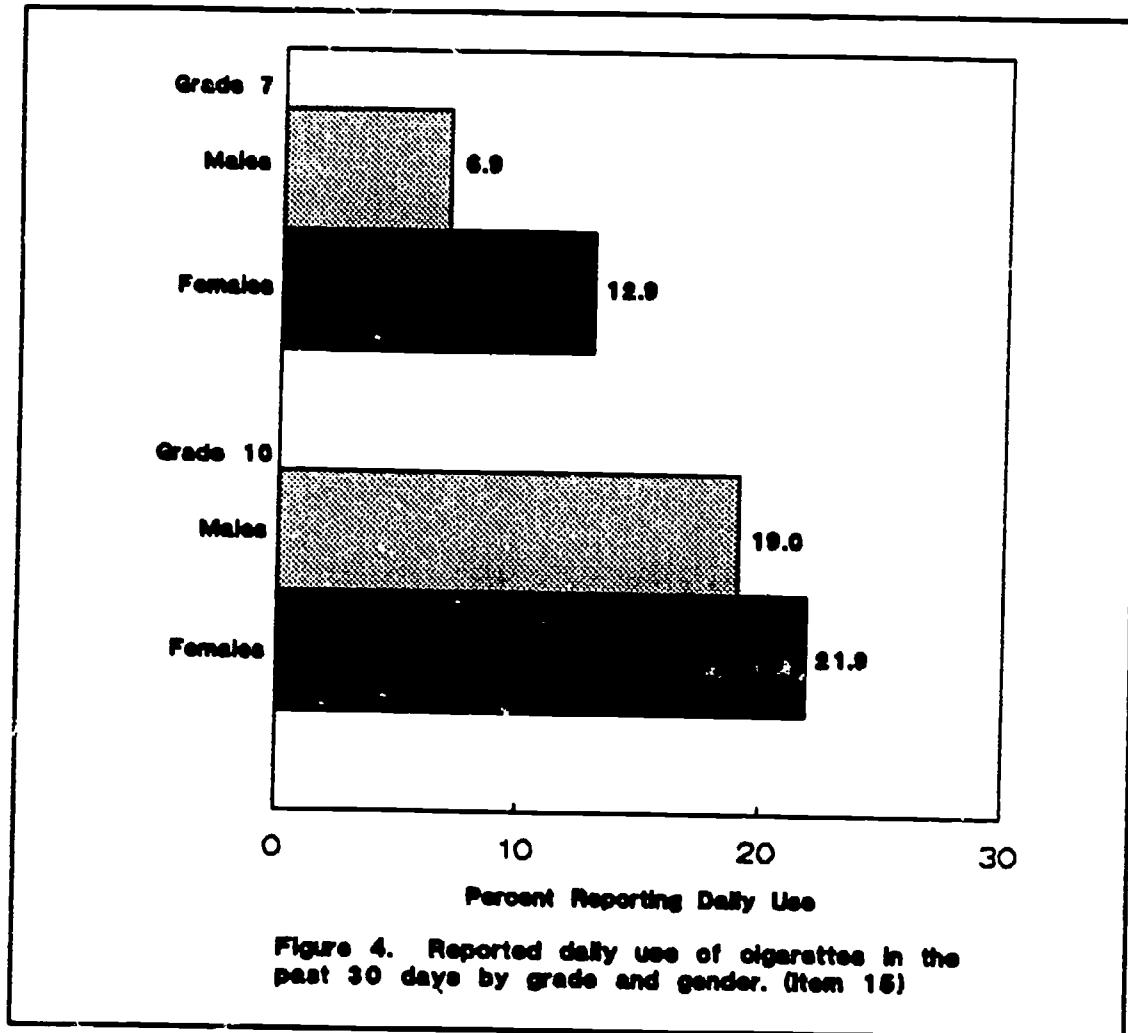
**Survey of Alcohol and Drug Use Among
Students in Grades 7 and 10
Spring, 1991**



- The type of tobacco used most frequently is smoking tobacco, i.e., cigarettes and cigars.
- Use of tobacco increases systematically by grade.
- Six to nine percent more females than males report smoking cigarettes. Nearly 25% of 7th grade females and 44% of 10th grade females have tried smoking tobacco.
- Recent research strongly correlates female adolescents smoking behavior with the belief that smoking aids weight control. The more cigarettes a young woman smokes, the more likely she is to state that smoking helps keep her weight down. No parallel motivation is found for young males.
- Use of smokeless tobacco by males triples between 7th and 10th grade.

Portland Public Schools

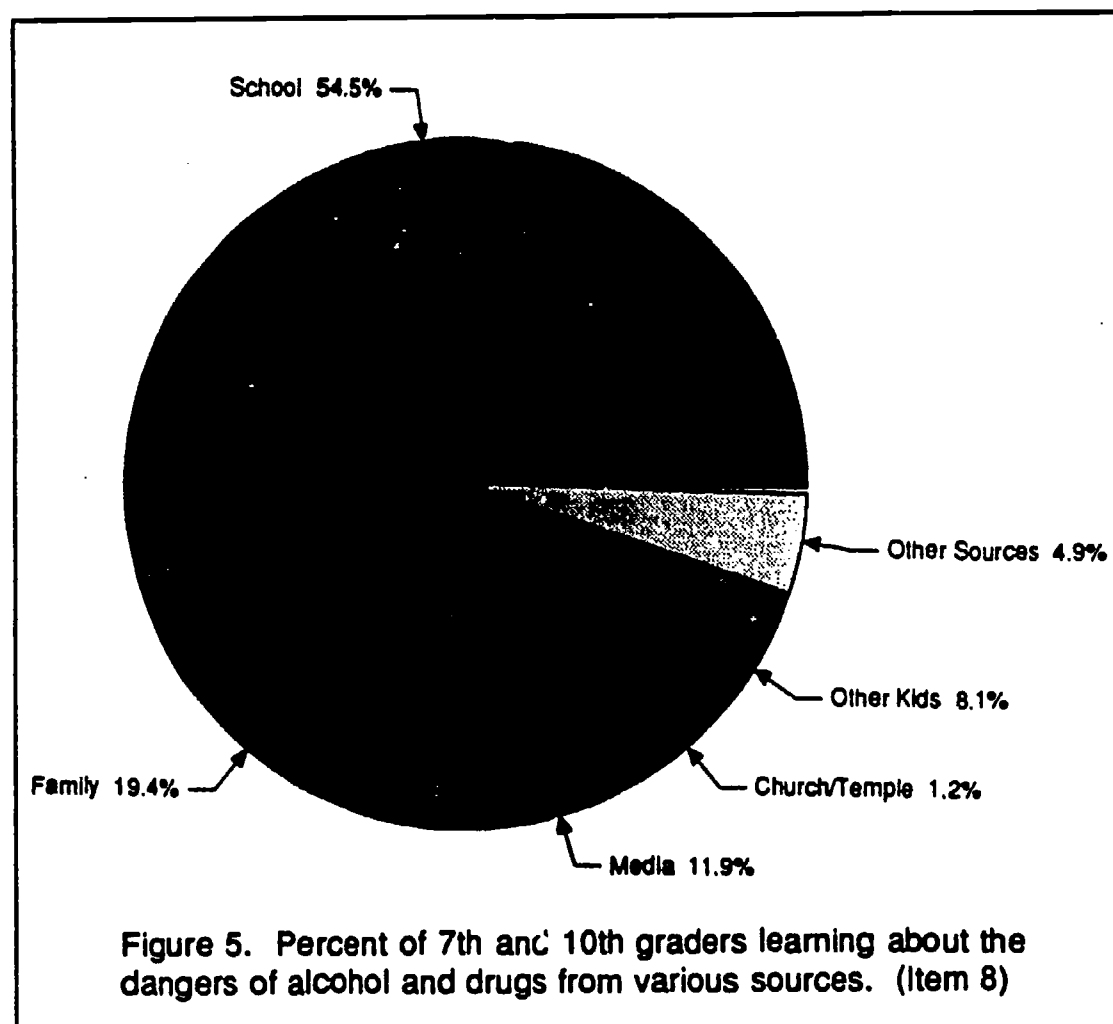
Survey of Alcohol and Drug Use Among Students in Grades 7 and 10 Spring, 1991



- Female adolescents use more tobacco than males.
- In PPS, the pattern of tobacco use by females differs from that of males. In 7th grade, five percent more female students report smoking one or more cigarettes per day than male students. In grade ten, three percent more females indicate they smoke cigarettes daily than males.
- Research on female adolescents substance use finds that four percent more females smoke cigarettes (Prevention Research Update No. 9, *Female adolescents: what prevention programs need to know*, Western Regional Center for Drug-Free Schools and Communities, 1991).
- More males than females "think that becoming a smoker shows poor judgment." Four percent more females report they "personally don't mind being with people who are smoking."

Portland Public Schools

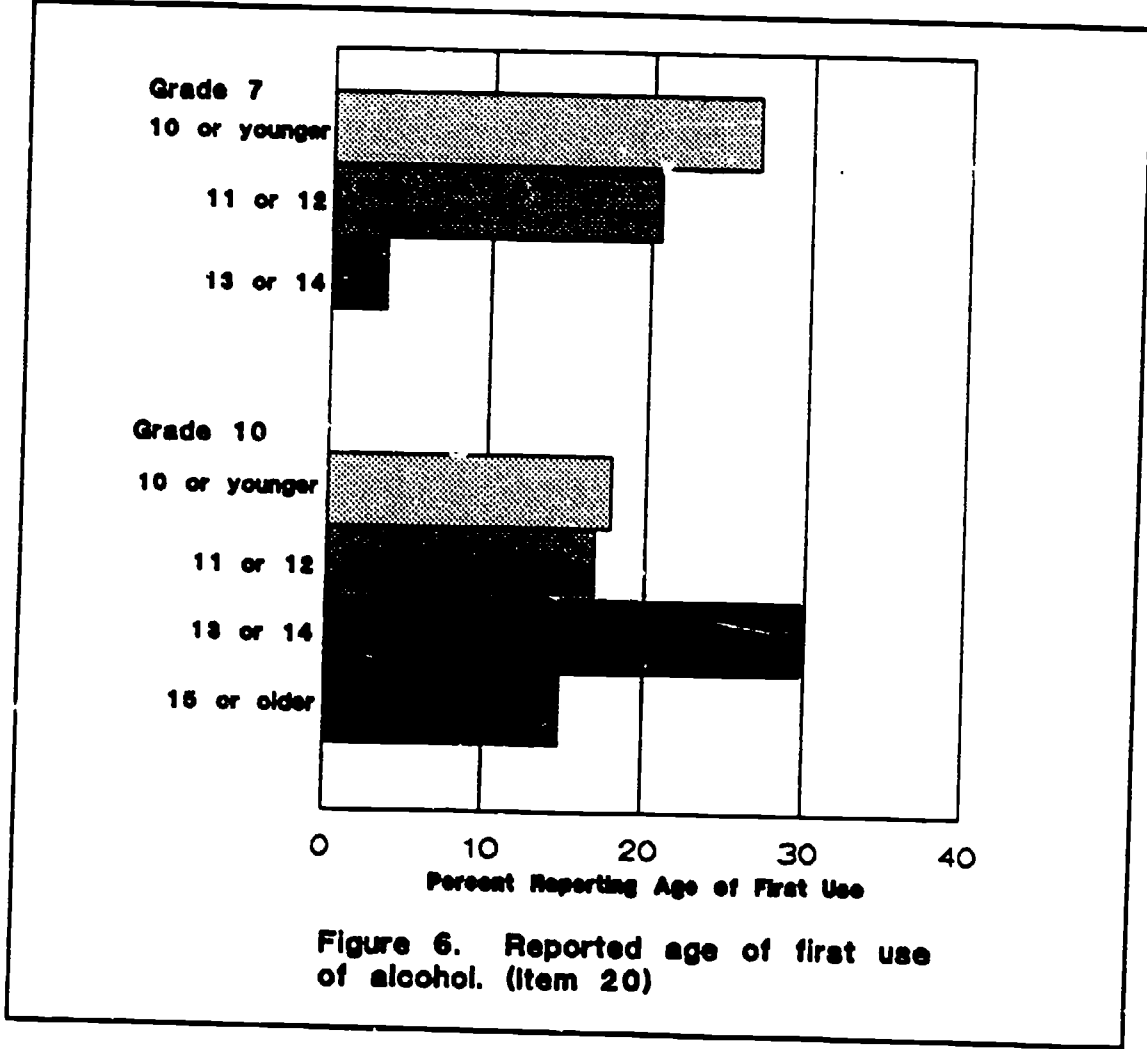
Survey of Alcohol and Drug Use Among Students in Grades 7 and 10 Spring, 1991



- School was most frequently indicated as the place where students learned the most about the effects of tobacco, alcohol, and other drugs.
- Seventh graders were more likely to identify family as an important source of information about the dangers of drugs. Tenth graders were more likely to identify other kids as an important influence.
- Media (television, movies, and newspapers) ranked third as an information source about the dangers of alcohol and other drugs.
- Fewer than 2% of students identified church or temple as the place where they learned about the risks of drug use.

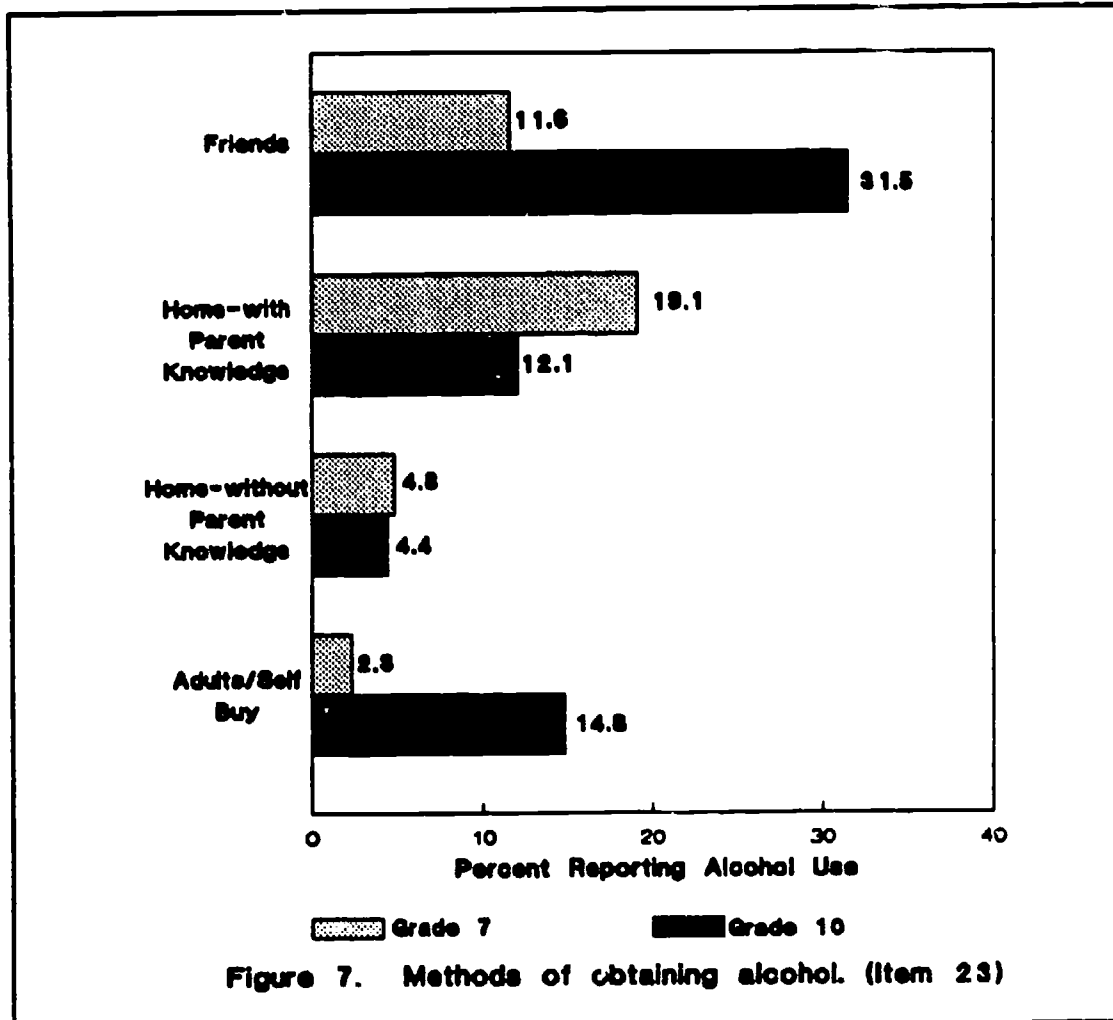
Portland Public Schools

**Survey of Alcohol and Drug Use Among
Students in Grades 7 and 10
Spring, 1991**



- About one in four 7th graders report having their first drink by age 10.
- Over 40% of students report having their first alcoholic drink by age 12.
- Fewer 10th graders report early initiation of drinking than 7th graders. It is not clear whether this phenomenon reflects actual differences or whether older students forget when they had their first alcoholic drink.
- Since 1985, the reported age of first use of alcohol has risen. In 1985, 47% of 6th graders reported having their first drink between age 10 and 12, whereas in 1991, 47% of 7th graders reported their first drink by age 12. Among high school students, 52% of 9th graders in 1985 and 35% of 10th graders in 1991 reported having their first drink by age 12.

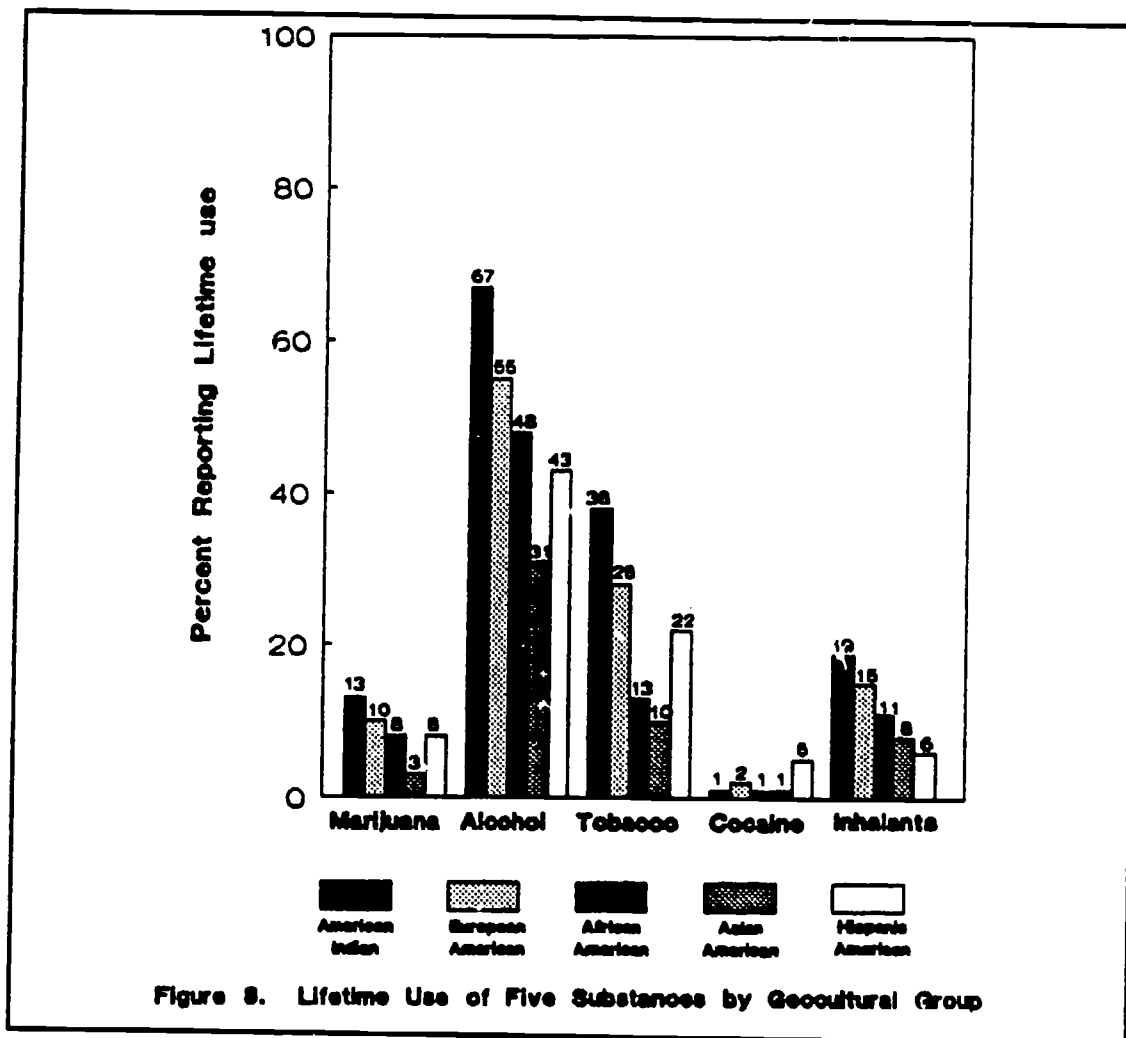
Portland Public Schools
Survey of Alcohol and Drug Use Among
Students in Grades 7 and 10
Spring, 1991



- Most 7th graders report obtaining their alcohol at home with parents knowledge (19%) or from friends (12%).
- Most tenth graders report obtaining their alcohol from friends (31%) or by asking adults to buy it or buying it themselves (15%).

Portland Public Schools

Survey of Alcohol and Drug Use Among Students in Grades 7 and 10 Spring, 1991



- Alcohol was the drug of choice for students in all geocultural groups.
- African American and Asian American students reported lower levels of use of the five substances than European American students.
- American Indians reported the highest levels of use of marijuana (13%), alcohol (67%), tobacco (38%), and inhalants (19%).
- Hispanic American students reported more use of cocaine (5%) than other geocultural groups.

SUMMARY

The aim of this survey was to systematically gather information on student alcohol and drug use, especially the frequency and extent of current use, history of use, situations of current use, and attitudes about alcohol and other drugs among Portland Public School students. The results of the survey, within the caveats described in the report, offer the district valid and reliable indicators of student substance use.

Overall, the survey confirmed the following findings about substance use by students:

1. Alcohol was by far the drug of choice for students.
2. Alcohol and other drug use increases systematically by grade. More than half of seventh graders and four out of five of tenth graders reported alcohol use in their lifetime.
3. A large number of students have tried illegal drugs or controlled substances. More than a third of tenth graders reported use of marijuana in their lifetime. Many have experimented with inhalants (18%), amphetamines (12%), and LSD (11%) in their lifetime. Reported use of inhalants has increased at each grade since 1985.
4. Most high school students who drink report getting alcohol from their friends. Most elementary students who drink report getting alcohol at home from their parents.
5. More adolescent females use tobacco than males. Girls also reported higher levels of tobacco use. More teenage girls than boys have experimented with alcohol use in their lifetime; among users, drinking by females is approaching male levels.
6. Recent marijuana use (at least once in the past month) was reported by 3 percent of seventh graders and 15 percent of tenth graders.
7. Between one percent and three percent of students at grade seven and ten reported use of other illegal or controlled substances, such as LSD and amphetamines in the past month. Less than one percent reported use of cocaine or steroids in the past month.
8. School was the most important source of information about the dangers of alcohol and other drugs. Four out of five Portland students say they learned about the harmful physical effects of alcohol and other drugs in school during the past year.
9. There were important differences in substance use by gender and geocultural group. More female adolescents use tobacco than males. American Indians reported higher levels of use of several substances than other geocultural groups.
10. Few students reported using drugs during the school day or at school-related activities. Students reported primarily using alcohol and drugs at home and at parties.

While some of these results are encouraging, the findings do not indicate that the use of alcohol and other drugs is rapidly declining among students in Portland. The persistence of high alcohol consumption, tobacco use, and use of inhaled substances remains a problem. Implications for programming suggest that it is time to address gender specific issues regarding substance use.

It is recommended that the Alcohol and Drug Program continue biennial surveying of student substance use, with expansion of the survey to elementary grade levels, as possible. Future studies or next steps in the analyses might include an in-depth comparison of student substance use among the various subpopulations, i.e., students who have used drugs in their lifetime, but not in the past month; students who reported their survey responses were somewhat honest; students among the ESL/bilingual population; and students who reported high levels of use of illegal substances.

Our challenge for the future is to better determine the factors that have promoted the lower rates of substance use and discontinuation of use among some segments of the student population. Information on these factors will aid in identifying approaches to further improve alcohol and drug programs in schools.

References

- Anderson, R., Kasper, J., & Frankel, M. (1979). *Total Survey Error: Applications to Improve Health Surveys*. San Francisco, CA: Jossey-Bass.
- Bachman, Jerald G., Wallace, John M., O'Malley, Patrick M., Johnston, Lloyd D., Kurth, Candace, and Neighbors, Harold W. (March 1991). *Monitoring the future: Questionnaire responses from the nation's high school seniors--1990*. Ann Arbor, MI: University of Michigan Institute for Social Research.
- Berdie, Douglas, Anderson, John, & Niebuhr, Marsha. (1986). *Questionnaires: Design and Use*. Minneapolis, MN: University of Minnesota.
- Egan, Douglas M. (1991). *Drug Use by Oregon Public School Students*. Portland, OR: Lewis and Clark College.
- Hooper, Susan. (1988). *Alcohol and Drugs in the Public Schools: Implications for School Leaders*. Alexandria, VA: National School Boards Association.
- Neill-Carlton, Patricia & Hansen, Joe B. (1985). *A Survey of Alcohol and Drug Use Among Portland Public Schools' Students*. Portland, OR: Northwest Regional Educational Laboratory.

APPENDIX A

Portland Public Schools Student Alcohol and Drug Use Survey

The purpose of this survey is to find out what students in our school know and think about tobacco, alcohol, and other drugs. You will help us understand the problems and needs of students in our school.

Your participation is voluntary. If there is any question that upsets you or your parents, just leave it blank. Your answers are confidential. In other words, we are going to be very careful to make sure no one will know how you answered the questions. Do NOT write your name on the survey. Thank you very much for being an important part of this project.

INSTRUCTIONS:

1. Make sure you have a survey booklet and a black lead pencil.
2. Read each question and mark the answer which is true for you.

		Yes	No
EXAMPLE:	Do you live in Oregon?	<input type="radio"/>	<input type="radio"/>

This is not a test, so there are no right or wrong answers. Choose the answer that is right for you. Most questions ask you to mark only one answer, but some questions tell you to mark all the responses that apply for you. If you don't find an answer that fits exactly, use the one that comes closest. If you are not sure what a question means, just leave it blank.

- Use only a black lead pencil.
 - Fill in the circle completely.
 - Erase your answer completely if you wish to change it.
 - Check that you marked an answer for each question.
3. When you have completed the questions, turn the survey over and wait quietly until everyone has finished. A student will collect the forms, put them in an envelope, and seal the envelope. Then, the student will take the sealed envelope to the office to be sent to the Alcohol and Drug Program.

Your participation is greatly appreciated. Thank you.

1. What grade are you in school?
- Grade 7 ①
 Grade 10 ②
 Other ③
2. What is your sex?
- Male ①
 Female ②
3. How do you describe your race/ethnic background?
- American Indian ①
 White ②
 Black ③
 Asian ④
 Hispanic ⑤
 Pacific Islander ⑥
4. If you were not born in the United States, how long have you lived in the United States?
- I was born in United States ... ①
 Less than 2 years ②
 2-4 years ③
 More than 4 years ④
5. If English is your second language, what is your first language?
- English is my first language ... ①
 Cambodian ②
 Chinese ③
 Hmong ④
 Lao ⑤
 Mien ⑥
 Russian ⑦
 Spanish ⑧
 Vietnamese ⑨
 Other ⑩
6. a. Is a language other than English spoken in your home?
- Yes ①
 No ②
- b. If Yes, what language?
- Cambodian ①
 Chinese ②
 Hmong ③
 Lao ④
 Mien ⑤
 Russian ⑥
 Spanish ⑦
 Vietnamese ⑧
 Other ⑨

7. Who do you live with? (Mark all that apply.)

- Mother
- Father
- Guardian
- Foster Parent
- Alone
- Other

8. Where have you learned the most about the effects of tobacco, alcohol, and other drugs?

- Family or those I live with ①
- School ②
- Other kids ③
- Church or temple ④
- TV, movies, and newspaper .. ⑤
- Other ⑥

9. How many of your close friends use alcohol once a month or more often?

- None ①
- A few ②
- Some ③
- Most ④
- All ⑤

10. Are you aware of someone close to you (family or friend) who has a drinking or drug problem?

- Yes, someone I live with ①
- Yes, a friend ②
- Yes, both family and friend ... ③
- No, no one ④

11. Do you agree or disagree...

- | | Mostly Disagree | Disagree | Neither | Mostly Agree | Agree |
|---|-----------------|----------|---------|--------------|-------|
| a. Smokers know how to enjoy life more than non-smokers. | ① | ② | ③ | ④ | ⑤ |
| b. Beer and wine are not as harmful as people think. | ① | ② | ③ | ④ | ⑤ |
| c. I think that becoming a smoker shows poor judgment. | ① | ② | ③ | ④ | ⑤ |
| d. I prefer to be around people who don't drink alcohol. | ① | ② | ③ | ④ | ⑤ |
| e. The harmful effects of alcohol have been exaggerated. | ① | ② | ③ | ④ | ⑤ |
| f. I would leave a party where drugs were being used. | ① | ② | ③ | ④ | ⑤ |
| g. I personally don't mind being with people who are smoking. | ① | ② | ③ | ④ | ⑤ |

The next questions are about CIGARETTES and SMOKELESS TOBACCO (cigars, chew, and snuff).

12. How often (if ever) have you used tobacco...
 a. in your lifetime?

- Never ①
- 1-2 times ②
- 3-5 times ③
- 6-9 times ④
- 10 or more times ⑤

b. in the last 30 days?

- Never ①
- 1-2 times ②
- 3-5 times ③
- 6-9 times ④
- 10 or more times ⑤

13. When you have used tobacco, if ever...

a. how do you usually use tobacco? (Mark only one circle.)

- Never used tobacco ①
- Alone ②
- With 1-2 other people ③
- With 3 or more people ④
- With a date or close friend ⑤
- With family ⑥

b. where do you usually use tobacco? (Mark only one circle.)

- Never used tobacco ①
- At home ②
- At school ③
- On the way to or from school ④
- At the park ⑤
- At a party ⑥

14. What type of tobacco do you usually use?

- Never use tobacco ①
- Cigarettes or cigars ②
- Chew or snuff ③

15. How many cigarettes have you smoked in the past 30 days?

- None ①
- Less than 1 cigarette a day ②
- About 1-5 cigarettes a day ③
- About one-half pack a day ④
- About one pack a day ⑤
- More than a pack a day ⑥

16. How old were you when you first used tobacco?

- Never ①
- 10 or younger ②
- 11 ③
- 12 ④
- 13 ⑤
- 14 ⑥
- 15 or older ⑦

17. Where did you obtain your first tobacco?

- Never used tobacco ①
- Home, with parent knowledge . ②
- Home, without parent knowledge ③
- Friends ④
- Vending machine ⑤
- Free sample ⑥

18. If you smoke, how do you usually get tobacco now?

- Never used tobacco ①
- Home, with parent knowledge . ②
- Home, without parent knowledge ③
- Friends ④
- Vending machine ⑤
- Free sample ⑥

The next questions are about ALCOHOLIC BEVERAGES (beer, wine, wine coolers, and liquor).

19. How often (if ever) have you had alcohol to drink...

a. in your lifetime?

- Never ①
- 1-2 times ②
- 3-5 times ③
- 6-9 times ④
- 10 or more times ⑤

b. in the last 30 days?

- Never ①
- 1-2 times ②
- 3-5 times ③
- 6-9 times ④
- 10 or more times ⑤

20. How old were you when you first used alcohol?

- Never ①
- 10 or younger ②
- 11 ③
- 12 ④
- 13 ⑤
- 14 ⑥
- 15 or older ⑦

21. When you have used alcohol, if ever...
a. how do you usually use it? (Mark only one circle.)

- Never used alcohol ①
- Alone ②
- With 1-2 other people ③
- With 3 or more people ④
- With a date or close friend ⑤
- With family ⑥

b. where do you usually use it? (Mark only one circle.)

- Never used alcohol ①
- At home ②
- At school ③
- On the way to or from school .. ④
- At the park ⑤
- At a party ⑥

22. Where did you obtain your first alcohol?

- Never drink alcohol ①
- Home, with parent knowledge . ②
- Home, without parent knowledge ③
- Friends ④
- Ask adults to buy it/buy it myself ⑤

23. If you drink, how do you usually get the alcohol you drink now?

- Never drink alcohol ①
- Home, with parent knowledge . ②
- Home, without parent knowledge ③
- Friends ④
- Ask adults to buy it/buy it myself ⑤

The next questions are about MARIJUANA and HASHISH (grass, pot, joint, reefer, and hash).

24. How often (if ever) have you used marijuana or hashish?
a. in your lifetime?

- Never ①
- 1-2 times ②
- 3-5 times ③
- 6-9 times ④
- 10 or more times ⑤

b. in the last 30 days?

- Never ①
- 1-2 times ②
- 3-5 times ③
- 6-9 times ④
- 10 or more times ⑤

25. Where did you obtain your first marijuana?

- Never use marijuana ①
- Home, with parent knowledge ②
- Home, without parent knowledge ③
- Friends ④
- Ask adults to buy it/buy it myself ⑤

26. If you use marijuana, how do you usually get marijuana now?

- Never use marijuana ①
- Home, with parent knowledge ②
- Home, without parent knowledge ③
- Friends ④
- Ask adults to buy it/buy it myself ⑤

27. How old were you when you first used marijuana?

- Never ①
- 10 or younger ②
- 11 ③
- 12 ④
- 13 ⑤
- 14 ⑥
- 15 or older ⑦

The next questions are about LSD and PSYCHEDELIC DRUGS (acid, mushrooms, peyote, mescaline, PCP, angel dust, and psilocybin).

28. How often (if ever) have you taken LSD or acid...
a. In your lifetime?

- Never ①
- 1-2 times ②
- 3-5 times ③
- 6-9 times ④
- 10 or more times ⑤

b. in the last 30 days?

- Never ①
- 1-2 times ②
- 3-5 times ③
- 6-9 times ④
- 10 or more times ⑤

29. How often (if ever) have you taken other psychedelic drugs...
a. in your lifetime?

- Never ①
- 1-2 times ②
- 3-5 times ③
- 6-9 times ④
- 10 or more times ⑤

29. How often (if ever) have you taken other psychedelic drugs...
b. in the last 30 days?

- Never ①
- 1-2 times ②
- 3-5 times ③
- 6-9 times ④
- 10 or more times ⑤

The next questions are about AMPHETAMINES (speed, uppers, pep pills, diet pills, ice, methamphetamines, meth, and crank).

30. How often (if ever) have you taken amphetamines or speed...
a. in your lifetime?

- Never ①
- 1-2 times ②
- 3-5 times ③
- 6-9 times ④
- 10 or more times ⑤

b. in the last 30 days?

- Never ①
- 1-2 times ②
- 3-5 times ③
- 6-9 times ④
- 10 or more times ⑤

The next questions are about COCAINE (crack, "coke", and snow).

31. How often (if ever) have you taken cocaine or crack...
a. in your lifetime?

- Never ①
- 1-2 times ②
- 3-5 times ③
- 6-9 times ④
- 10 or more times ⑤

b. in the last 30 days?

- Never ①
- 1-2 times ②
- 3-5 times ③
- 6-9 times ④
- 10 or more times ⑤

THE NEW QUESTIONNAIRE ABOUT OTHER DRUGS (derbisol and steroids)

32. How often (if ever) have you taken derbisol (empathan)...

a. in your lifetime?

- Never ①
- 1-2 times ②
- 3-5 times ③
- 6-9 times ④
- 10 or more times ⑤

b. in the last 30 days?

- Never ①
- 1-2 times ②
- 3-5 times ③
- 6-9 times ④
- 10 or more times ⑤

33. How often (if ever) have you taken steroids (muscle builders)...

a. in your lifetime?

- Never ①
- 1-2 times ②
- 3-5 times ③
- 6-9 times ④
- 10 or more times ⑤

b. in the last 30 days?

- Never ①
- 1-2 times ②
- 3-5 times ③
- 6-9 times ④
- 10 or more times ⑤

34. When (if ever) you have used any other drugs without a doctor's orders in the last year...

a. how do you usually use other drugs? (Mark one circle.)

- Never used drugs ①
- Alone ②
- With 1-2 other people ③
- With 3 or more people ④
- With a date or close friend ⑤
- With family ⑥

b. where do you usually use other drugs? (Mark one circle.)

- Never used drugs ①
- At home ②
- At school ③
- On the way to or from school .. ④
- At the park ⑤
- At a party ⑥

The next questions are about INHALED SUBSTANCES (glue, aerosols, and other things you sniff).

35. How often (if ever) have you taken inhaled substances...
a. in your lifetime?

- Never ①
- 1-2 times ②
- 3-5 times ③
- 6-9 times ④
- 10 or more times ⑤

b. in the last 30 days?

- Never ①
- 1-2 times ②
- 3-5 times ③
- 6-9 times ④
- 10 or more times ⑤

The last questions ask about your general views about alcohol and drugs.

36. When, if ever, did you FIRST do each of the following things?
(Mark one circle for each line.)

- a. Smoke cigarettes daily
- b. Try an alcoholic beverage--more than just a few sips
- c. Try marijuana or hashish
- d. Try LSD
- e. Try any psychedelic other than LSD
- f. Try amphetamines or speed
- g. Try cocaine or crack
- h. Try inhalants or things you sniff
- i. Try any other drug without doctor's orders

	Never	10 or younger	11	12	13	14	15 or older
a.	<input type="radio"/>	<input type="radio"/>	<input type="radio"/>	<input type="radio"/>	<input type="radio"/>	<input type="radio"/>	<input type="radio"/>
b.	<input type="radio"/>	<input type="radio"/>	<input type="radio"/>	<input type="radio"/>	<input type="radio"/>	<input type="radio"/>	<input type="radio"/>
c.	<input type="radio"/>	<input type="radio"/>	<input type="radio"/>	<input type="radio"/>	<input type="radio"/>	<input type="radio"/>	<input type="radio"/>
d.	<input type="radio"/>	<input type="radio"/>	<input type="radio"/>	<input type="radio"/>	<input type="radio"/>	<input type="radio"/>	<input type="radio"/>
e.	<input type="radio"/>	<input type="radio"/>	<input type="radio"/>	<input type="radio"/>	<input type="radio"/>	<input type="radio"/>	<input type="radio"/>
f.	<input type="radio"/>	<input type="radio"/>	<input type="radio"/>	<input type="radio"/>	<input type="radio"/>	<input type="radio"/>	<input type="radio"/>
g.	<input type="radio"/>	<input type="radio"/>	<input type="radio"/>	<input type="radio"/>	<input type="radio"/>	<input type="radio"/>	<input type="radio"/>
h.	<input type="radio"/>	<input type="radio"/>	<input type="radio"/>	<input type="radio"/>	<input type="radio"/>	<input type="radio"/>	<input type="radio"/>
i.	<input type="radio"/>	<input type="radio"/>	<input type="radio"/>	<input type="radio"/>	<input type="radio"/>	<input type="radio"/>	<input type="radio"/>

37. Have you received any alcohol or drug education at school in the last year?

- Yes ①
- No ②

38. What alcohol/drug prevention programs have you received at school during the last year? (Mark all that apply.)

- Alcohol/Drug Education Classes
- Drug Awareness Week/Assembly
- Here's Looking at You, 2000 ..
- "Just Say No" activities
- REACH
- Peer Helpers/Assistants/Tutors
- Drug Assessment
- Chemical Insight Class
- Support Groups, such as
children of alcoholics,
insight, and recovery groups
- Other drug prevention activities
- None of the above

39. Which of the following alcohol/drug topics have you learned about in school? (Mark all that apply.)

- a. Harmful physical effects of alcohol or drugs
- b. How to say "no" to alcohol or drugs
- c. Warning signs of alcohol or drug abuse
- d. Respect for opinions of others
- e. Making good decisions with regard to drugs or alcohol
- f. Legal consequences of alcohol or drug use
- g. Healthy things to do rather than take alcohol or drugs
- h. Effects of alcohol or drugs on driving
- i. Effects of alcohol or drugs on pregnancy
- j. Effects of living in a drug-affected family
- k. What to do if someone has a drug problem

- a.
- b.
- c.
- d.
- e.
- f.
- g.
- h.
- i.
- j.
- k.

40. Have you ever experienced a change in your study habits or your ability to do school work due to drinking or use of drugs (missed classes, hang-over, not attentive in classes)?

- I don't drink or use drugs ①
- No, never ②
- Once or twice ③
- Many times ④
- Always ⑤

41. Have you ever had a problem with drug or alcohol use?

- I don't drink or use drugs ①
- No, never ②
- Problem in the past, but ok now . ③
- I think I have a problem now ... ④

42. If you were concerned about your alcohol or drug use, who would you speak with about it? (Mark all that apply.)

- Friend
- Parent
- Teacher
- Sister/Brother
- Counselor
- School Nurse
- Minister/Priest/Rabbi
- School Psychologist
- Coach
- Other Relative

43. How honestly did you answer this questionnaire?

- Very honestly ①
- Somewhat honestly ②
- Dishonestly ③

Please turn the survey over and wait quietly until everyone has finished. A student will collect the forms, put them in a sealed envelope, and take them to the office to be sent to the Alcohol and Drug Program.

Thank you for taking the time to answer these questions.

APPENDIX B

Portland Public Schools Summary of 1991 Alcohol and Drug Use Survey (percentages)

	<u>7th</u>	<u>10th</u>
1. Grade (N = 4645)	2534	2111
2. Sex (District representation for grade 7/10 is in parentheses)		
Male (51/51)	48.1%	49.6%
Female (49/49)	51.9	50.4
3. Race/Ethnic Background (District representation for 7/10 is in parentheses)		
American Indian (2/2)	7.4	6.0
European American (72/69)	68.6	69.4
African American (16/16)	13.0	12.2
Asian American (7/10)	8.5	9.9
Hispanic American (3/3)	2.6	2.6
4. If you were <u>not</u> born in the United States, how long have you lived in the United States?		
I was born in United States	88.9	86.8
Less than 2 years	1.8	2.5
2-4 years	1.2	1.9
More than 4 years	8.0	8.8
5. What is your <u>first</u> language?		
English is my first language	91.6	90.7
Cambodian	.5	.5
Chinese	1.3	1.7
Hmong	.4	.3
Lao	.8	1.1
Mien	.4	.3
Russian	.9	.4
Spanish	1.8	1.4
Vietnamese	2.4	3.6
6. a. Is a language other than English spoken in your home?		
Yes	21.6	19.2
No	78.4	80.8
b. If Yes, what language?		
Cambodian	2.0	2.4
Chinese	6.8	9.8
Hmong	2.0	1.4
Lao	3.3	6.0
Mien	1.5	.5
Russian	4.0	2.9
Spanish	26.7	19.3
Vietnamese	9.2	16.5
Other	44.6	41.3

	<u>7th</u>	<u>10th</u>
7. Who do you live with?		
Both Parents	62.7%	55.7%
Other	15.9	13.5
Mother only	8.1	13.2
Father only	6.4	9.6
Guardian	5.6	6.1
Foster Parent	1.1	1.4
Alone	.2	.5
8. Where have you learned the most about the effects of tobacco, alcohol, and other drug?		
School	54.8	54.2
Family or those I live with	21.2	17.6
TV, movies, and newspaper	12.4	11.4
Other kids	6.2	9.9
Other	4.4	5.3
Church or temple	1.0	1.4
9. How many of close friends use alcohol once or more a month?		
None	61.7	24.0
A few	25.2	29.3
Some	8.2	22.2
Most	4.1	19.6
All	.9	4.9
10. Is there someone close to you who has a drinking or drug problem?		
No, no one	61.2	44.2
Yes, a friend	12.6	23.1
Yes, both family and friend	14.6	19.3
Yes, someone I live with	11.6	13.4
11. For the following items, responses by grade are indicated as grade 7/grade 10.		
a. Smokers know how to enjoy life more than non-smokers.		
Agree = 4.4/2.5 Neither = 9.1/13.6 Disagree = 86.5/83.9		
b. Beer and wine are not as harmful as people think.		
Agree = 12.7/13.5 Neither = 6.4/11.6 Disagree = 80.9/74.9		
c. I think that becoming a smoker shows poor judgment.		
Agree = 71.2/68.3 Neither = 12.0/14.0 Disagree = 16.8/17.7		
d. I prefer to be around people who don't drink alcohol.		
Agree = 69.4/49.8 Neither = 16.1/29.3 Disagree = 14.5/20.9		
e. The harmful effects of alcohol have been exaggerated.		
Agree = 19.0/16.2 Neither = 15.2/16.4 Disagree = 65.8/67.4		
f. I would leave a party where drugs were being used.		
Agree = 70.5/49.6 Neither = 8.3/15.4 Disagree = 21.2/35.0		
g. I personally don't mind being with people who are smoking.		
Agree = 31.7/37.6 Neither = 11.5/11.9 Disagree = 56.8/50.5		

	<u>7th</u>	<u>10th</u>
12. a. How often have you used tobacco in your lifetime?		
Never	75.2%	49.6%
1-2 times	10.6	14.7
3-5 times	3.9	6.2
6-9 times	1.1	3.3
10 or more times	9.2	26.2
b. How often have you used tobacco in the last 30 days?		
Never	90.8	77.6
1-2 times	3.5	5.8
3-5 times	1.1	2.9
6-9 times	.6	1.2
10 or more times	4.0	12.5
13. a. How do you usually use tobacco?		
Never used tobacco	78.6	52.0
Alone	3.5	8.0
With 1-2 other people	13.3	25.9
With 3 or more people	4.4	10.1
With a date or close friend	1.3	1.7
With family	1.0	2.2
b. Where do you usually use tobacco?		
Never used tobacco	77.6	53.7
At home	7.3	14.6
At school	.8	6.0
On the way to or from school	3.0	4.8
At the park	7.7	7.7
At a party	3.6	13.2
14. What type of tobacco do you usually use?		
Never use tobacco	76.1	53.4
Cigarettes or cigars	21.0	39.6
Chew or snuff	2.9	7.0
15. How many cigarettes have you smoked in the past 30 days?		
None	89.9	79.7
Less than 1 cigarettes per day	4.7	7.5
About 1-10 cigarettes per day	4.7	8.8
One pack or more per day	.6	4.0
16. How old were you when you first used tobacco?		
Never	75.0	49.4
10 or younger	11.1	12.4
11-12	12.5	16.2
13-14	1.3	15.5
15 or older	na	6.5
17. Where did you obtain your <u>first</u> tobacco?		
Never used tobacco	75.7	49.6
Home, with parent knowledge	2.8	3.2
Home, without parent knowledge	6.0	11.4
Friends	14.3	32.8
Vending machine	.6	1.7
Free sample	.7	1.2

	<u>7th</u>	<u>10th</u>
18. Where do you usually obtain tobacco now?		
Never used tobacco	82.7%	70.1%
Home, with parent knowledge	1.2	4.4
Home, without parent knowledge	3.2	2.2
Friends	10.5	15.7
Vending machine	1.9	7.1
Free sample	.5	.4
19. a. How often have you had alcohol in your lifetime?		
Never	47.6	20.2
1-2 times	22.8	15.8
3-5 times	11.5	13.7
6-9 times	5.0	9.6
10 or more times	13.1	40.6
b. How often have you had alcohol in the last 30 days?		
Never	81.7	60.7
1-2 times	13.0	24.1
3-5 times	3.4	9.2
6-9 times	.9	3.3
10 or more times	1.0	2.7
20. How old were you when you first used alcohol?		
Never	49.2	20.8
10 or younger	26.8	17.8
11-12	20.3	16.8
13-14	3.4	29.8
15 or older	.1	14.7
21. a. How do you usually use alcohol?		
Never used alcohol	50.5	22.1
Alone	2.4	3.0
With 1-2 other people	14.4	18.5
With 3 or more people	11.2	40.0
With a date or close friend	1.8	3.3
With family	19.9	13.1
b. Where do you usually use alcohol?		
Never used alcohol	52.0	23.1
At home	30.8	25.3
At school	.4	1.3
On the way to or from school	.5	.6
At the park	2.9	5.7
At a party	13.4	44.1
22. Where did you obtain your first alcohol?		
Never drink alcohol	49.3	21.4
Home, with parent knowledge	30.9	29.4
Home, without parent knowledge	5.8	9.5
Friends	12.6	33.8
Ask adults to buy it/buy it myself	1.4	5.8

	<u>7th</u>	<u>10th</u>
23. How do you <u>usually</u> obtain the alcohol you drink now?		
Never drink alcohol	62.3%	37.2%
Home, with parent knowledge	19.1	12.1
Home, without parent knowledge	4.8	4.4
Friends	11.6	31.5
Ask adults to buy it/buy it myself	2.3	14.8
24. a. How often have you used marijuana in your lifetime?		
Never	90.8	64.6
1-2 times	4.4	11.1
3-5 times	1.5	5.9
6-9 times	.6	3.0
10 or more times	2.7	15.3
b. How often have you used marijuana in the last 30 days?		
Never	96.4	84.6
1-2 times	2.0	7.5
3-5 times	.6	3.4
6-9 times	.2	1.7
10 or more times	.7	2.9
25. Where did you obtain your <u>first</u> marijuana?		
Never use marijuana	90.7	64.8
Home, with parent knowledge	1.3	2.3
Home, without parent knowledge	1.5	3.5
Friends	6.0	28.9
Ask adults to buy it/buy it myself	.4	.5
26. How do you <u>usually</u> obtain marijuana now?		
Never use marijuana	92.9	75.9
Home, with parent knowledge	.5	.8
Home, without parent knowledge	.8	.9
Friends	5.0	20.1
Ask adults to buy it/buy it myself	.8	2.4
27. How old were you when you first used marijuana?		
Never	90.8	64.7
10 or younger	3.3	4.2
11-12	4.7	7.2
13-14	1.2	14.2
15 or older	.1	9.9
28. a. How often have you taken LSD or acid in your lifetime?		
Never	97.2	88.4
1-2 times	1.7	5.1
3-5 times	.4	2.4
6-9 times	.2	1.4
10 or more times	.5	2.7
b. How often have you taken LSD or acid in the last 30 days?		
Never	98.6	95.8
1-2 times	1.0	3.0
3-5 times	.2	.7
6-9 times	.1	.2
10 or more times	.1	.2

	<u>7th</u>	<u>10th</u>
29. a. How often have you taken psychedelic drugs in your lifetime?		
Never	97.3%	92.8%
1-2 times	1.5	4.2
3-5 times	.6	1.3
6-9 times	.2	.5
10 or more times	.4	1.2
b. How often have you taken psychedelic drugs in the last 30 days?		
Never	98.2	97.7
1-2 times	1.3	1.5
3-5 times	.2	.2
6-9 times	.2	.2
10 or more times	.1	.4
30. a. How often have you taken amphetamines in your lifetime?		
Never	94.9	88.0
1-2 times	3.2	6.8
3-5 times	.8	1.6
6-9 times	.2	.9
10 or more times	.9	2.7
b. How often have you taken amphetamines in the last 30 days?		
Never	98.0	96.9
1-2 times	1.3	2.1
3-5 times	.3	.5
6-9 times	.2	.2
10 or more times	.2	.3
31. a. How often have you taken cocaine in your lifetime?		
Never	98.3	94.9
1-2 times	1.1	2.8
3-5 times	.3	.9
6-9 times	.2	.3
10 or more times	.2	1.0
b. How often have you taken cocaine in the last 30 days?		
Never	99.4	99.1
1-2 times	.5	.6
3-5 times	.0	.1
6-9 times	.0	.1
10 or more times	.1	.0
33. a. How often have you taken steroids in your lifetime?		
Never	98.7	98.8
1-2 times	.5	.4
3-5 times	.4	.2
6-9 times	.0	.0
10 or more times	.4	.6
b. How often have you taken steroids in the last 30 days?		
Never	99.4	99.6
1-2 times	.3	.2
3-5 times	.0	.0
6-9 times	.1	.0
10 or more times	.2	.1

	<u>7th</u>	<u>10th</u>
34. a. How do you usually use other non-prescription drugs?		
Never used drugs	92.4%	86.6%
Alone	1.4	4.2
With 1-2 other people	2.9	4.0
With 3 or more people	1.3	3.9
With a date or close friend	.4	.5
With family	1.7	.9
b. Where do you usually use other non-prescription drugs?		
Never used drugs	91.8	85.4
At home	4.0	6.3
At school	.5	.6
On the way to or from school	.2	.2
At the park	.9	1.0
At a party	2.6	6.5
35. a. How often have you used inhaled substances in your lifetime?		
Never	85.9	81.4
1-2 times	7.0	8.8
3-5 times	2.1	3.1
6-9 times	.8	1.2
10 or more times	4.1	5.5
b. How often have you used inhaled substances in the last 30 days?		
Never	93.4	95.0
1-2 times	3.9	2.7
3-5 times	.9	.7
6-9 times	.3	.4
10 or more times	1.5	1.2
36. a. How old were you when you first smoked cigarettes daily?		
Never	83.9	71.0
10 or younger	5.5	4.0
11-12	9.1	7.1
13-14	1.4	11.8
15 or older	.1	6.2
b. How old were you when you first tried more than just a few sips of alcohol?		
Never	63.2	29.2
10 or younger	15.3	10.3
11-12	17.7	14.7
13-14	3.7	30.8
15 or older	.0	15.0
c. How old were you when you first tried marijuana or hashish?		
Never	91.1	66.1
10 or younger	2.8	3.6
11-12	4.6	6.9
13-14	1.3	14.1
15 or older	.1	9.2
d. How old were you when you first tried LSD or acid?		
Never	97.8	89.9
10 or younger	.2	.2
11-12	1.5	.9
13-14	.5	4.3
15 or older	na	4.7

	<u>7th</u>	<u>10th</u>
36. e. How old were you when you first tried any psychedelic other than LSD?		
Never	97.8%	94.0%
10 or younger	.4	.2
11-12	1.5	1.2
13-14	.4	1.9
15 or older	na	2.8
f. How old were you when you first tried amphetamines or speed?		
Never	96.5	90.4
10 or younger	.6	.3
11-12	2.2	1.7
13-14	.6	4.0
15 or older	.0	3.6
g. How old were you when you first tried cocaine or crack?		
Never	98.2	94.4
10 or younger	.4	.4
11-12	1.0	1.0
13-14	.4	2.3
15 or older	.0	1.9
h. How old were you when you first tried inhalants or things you sniff?		
Never	89.6	84.5
10 or younger	4.4	3.9
11-12	4.9	2.9
13-14	1.0	5.4
15 or older	.0	3.3
i. How old were you when you first tried any other drug without doctor's orders?		
Never	91.6	88.0
10 or younger	3.5	1.9
11-12	3.7	2.1
13-14	1.1	4.2
15 or older	.0	3.8
37. Have you received any alcohol or drug education at school in the last year?		
Yes	76.4	83.6
No	23.6	16.4
38. What alcohol/drug prevention programs did you receive in school last year?		
Alcohol/Drug Education Classes	38.2	42.3
Drug Awareness Week Assembly	33.5	37.8
"Just Say No" activities	38.5	23.7
Other Drug Prevention Activities	22.1	16.9
Peer Helpers/Assistants/Tutors	21.1	12.6
Here's Looking at You, 2000	17.9	4.5
Support Groups, such as COA, Insight, and Recovery Groups	9.1	7.4
Drug Assessment	8.8	7.3
REACH	7.8	4.8
Chemical Insight Class	4.5	3.3

	<u>7th</u>	<u>10th</u>
39. Which alcohol/drug topics have you learned about in school?		
Harmful physical effects of alcohol or drugs	82.5%	89.2%
How to say "no" to alcohol or drugs	86.9	83.3
Effects of alcohol or drugs on driving	77.2	86.6
Effects of alcohol or drugs on pregnancy	70.4	83.4
Warning signs of alcohol or drug abuse	72.2	82.3
Making good decisions with regard to drugs or alcohol	75.1	79.6
Effects of living in a drug-affected family	68.7	75.3
What to do if someone has a drug problem	73.0	75.4
Healthy things to do rather than take alcohol or drugs	72.0	72.7
Legal consequences of alcohol or drug use	63.1	71.2
Respect for opinions of others	55.1	58.6
40. Have you ever experienced a change in your study habits or ability to do school work due to drinking or use of drugs?		
I don't drink or use drugs	69.8	43.3
No, never	22.0	36.0
Once or twice	6.0	14.3
Many times	1.9	5.7
Always	.3	.7
41. Have you ever had a problem with drug or alcohol use?		
I don't drink or use drugs	66.6	40.6
No, never	27.7	48.5
Problem in the past, but ok now	4.5	8.7
I think I have a problem now	1.1	2.2
42. Who would you speak with about an alcohol/drug problem?		
Relative	65.7	75.9
Parent	49.1	40.8
Sibling	31.3	32.2
Counselor	36.7	27.3
Friend	33.7	26.0
Teacher	24.0	19.5
Nurse/Coach/Minister/Psychologist	9.8	9.0
43. How honestly did you answer this questionnaire?		
Very honestly	100.0	100.0
Somewhat honestly	.0	.0
Dishonestly	.0	.0

APPENDIX C-1

Portland Public Schools 1991 Alcohol and Drug Use Survey Grade 7 Results by Gender (percentages)

	<u>Male</u>	<u>Female</u>
1. Grade 7 (N = 2526)	1215	1311
2. Sex	48.1%	51.9%
District representation by gender is in parentheses.	(50.7)	(49.3)
3. Race/Ethnic Background (District representation by ethnicity is in parentheses)		
American Indian (1.9)	8.6	6.3
European American (71.8)	68.4	68.7
African American (16.0)	12.0	13.9
Asian American (7.3)	8.6	8.4
Hispanic American (3.0)	2.4	2.7
4. If you were <u>not</u> born in the United States, how long have you lived in the United States?		
I was born in United States	89.5	88.5
Less than 2 years	1.4	2.1
2-4 years	1.2	1.2
More than 4 years	7.8	8.2
5. What is your <u>first</u> language?		
English is my first language	91.8	91.5
Cambodian	.4	.5
Chinese	1.1	1.4
Hmong	.4	.5
Lao	.7	.9
Mien	.4	.4
Russian	.9	.8
Spanish	1.9	1.7
Vietnamese	2.4	2.4
6. a. Is a language other than English spoken in your home?		
Yes	21.7	21.4
No	78.3	78.5
b. If Yes, what language?		
Cambodian	2.0	1.9
Chinese	6.8	6.8
Hmong	1.7	2.3
Lao	3.1	3.6
Mien	1.4	1.6
Russian	4.4	3.2
Spanish	22.4	30.7
Vietnamese	10.2	8.4
Other	48.0	41.4

Grade 7 Results by Gender

	<u>Male</u>	<u>Female</u>
7. Who do you live with?		
Both Parents	65.2%	60.3%
Mother only	7.0	9.7
Father only	5.5	6.7
Guardian	5.8	5.3
Foster Parent	1.1	1.1
Alone	.3	.1
Other	15.1	16.8
8. Where have you learned the most about the effects of tobacco, alcohol, and other drugs?		
Family or those I live with	20.5	21.7
School	55.2	54.4
Other kids	5.5	6.7
Church or temple	.8	1.3
TV, movies, and newspaper	13.3	11.8
Other	4.7	4.1
9. How many of close friends use alcohol once or more a month?		
None	67.9	56.0
A few	22.7	27.6
Some	6.1	10.0
Most	2.6	5.4
All	.8	1.0
10. Is there someone close to you who has a drinking or drug problem?		
Yes, someone I live with	11.3	12.0
Yes, a friend	10.6	14.3
Yes, both family and friend	10.8	18.1
No, no one	67.3	55.6
11. For the following items, responses are indicated by grade as male/female.		
a. Smokers know how to enjoy life more than non-smokers.		
Agree = 4.0/4.8	Neither = 9.6/8.7	Disagree = 86.4/86.6
b. Beer and wine are not as harmful as people think.		
Agree = 12.7/12.7	Neither = 6.4/6.4	Disagree = 80.9/81.0
c. I think that becoming a smoker shows poor judgment.		
Agree = 72.9/69.5	Neither = 11.1/12.9	Disagree = 16.0/17.6
d. I prefer to be around people who don't drink alcohol.		
Agree = 68.9/69.9	Neither = 16.9/15.3	Disagree = 14.2/14.8
e. The harmful effects of alcohol have been exaggerated.		
Agree = 20.2/18.0	Neither = 14.0/16.3	Disagree = 65.8/65.7
f. I would leave a party where drugs were being used.		
Agree = 70.9/70.4	Neither = 8.0/8.7	Disagree = 21.1/21.0
g. I personally don't mind being with people who are smoking.		
Agree = 29.2/33.8	Neither = 11.7/11.3	Disagree = 59.0/54.9

Grade 7 Results by Gender

	<u>Male</u>	<u>Female</u>
12. a. How often have you used tobacco in your lifetime?		
Never	74.9%	75.5%
1-2 times	13.4	8.0
3-5 times	4.6	3.2
6-9 times	.7	1.5
10 or more times	6.4	11.8
b. How often have you used tobacco in the last 30 days?		
Never	93.3	88.4
1-2 times	3.1	3.9
3-5 times	.9	1.2
6-9 times	.3	1.0
10 or more times	2.4	5.5
13. a. How do you usually use tobacco?		
Never used tobacco	76.5	76.7
Alone	3.4	3.5
With 1-2 other people	13.5	12.9
With 3 or more people	4.4	4.5
With a date or close friend	.7	1.9
With family	1.5	.5
b. Where do you usually use tobacco?		
Never used tobacco	77.9	77.5
At home	6.8	7.8
At school	.8	.7
On the way to or from school	2.9	3.1
At the park	8.7	6.8
At a party	3.0	4.1
14. What type of tobacco do you usually use?		
Never use tobacco	76.6	75.7
Cigarettes or cigars	18.2	23.7
Chew or snuff	5.2	.7
15. How many cigarettes have you smoked in the past 30 days?		
None	93.0	87.0
Less than 1 cigarettes per day	3.8	5.6
About 1-10 cigarettes per day	2.8	6.4
One pack or more per day	.3	.9
16. How old were you when you first used tobacco?		
Never	74.9	75.3
10 or younger	12.0	10.3
11-12	11.8	13.2
13-14	1.3	1.2
15 or older	.0	.0
17. Where did you obtain your <u>first</u> tobacco?		
Never used tobacco	75.9	75.6
Home, with parent knowledge	3.7	1.9
Home, without parent knowledge	5.4	6.5
Friends	12.9	15.6
Vending machine	.8	.3
Free sample	1.3	.2

Grade 7 Results by Gender

	<u>Male</u>	<u>Female</u>
18. Where do you usually obtain tobacco now?		
Never used tobacco	84.2%	81.3%
Home, with parent knowledge	1.1	1.4
Home, without parent knowledge	3.1	3.3
Friends	8.9	12.1
Vending machine	2.0	1.7
Free sample	.7	.2
19. a. How often have you had alcohol in your lifetime?		
Never	48.1	47.0
1-2 times	23.6	22.1
3-5 times	9.9	13.0
6-9 times	5.3	4.8
10 or more times	13.1	13.0
b. How often have you had alcohol in the last 30 days?		
Never	83.8	79.9
1-2 times	12.3	13.6
3-5 times	2.7	4.2
6-9 times	.9	.8
10 or more times	.3	1.5
20. How old were you when you first used alcohol?		
Never	49.9	48.5
10 or younger	29.2	24.7
11-12	17.6	23.2
13-14	3.1	3.6
15 or older	.2	.0
21. a. How do you usually use alcohol?		
Never used alcohol	51.8	49.2
Alone	3.0	1.7
With 1-2 other people	14.1	14.6
With 3 or more people	9.0	13.3
With a date or close friend	1.0	2.6
With family	21.1	18.6
b. Where do you usually use alcohol?		
Never used alcohol	53.2	50.8
At home	32.0	29.6
At school	.3	.5
On the way to or from school	.8	.3
At the park	3.5	2.3
At a party	10.1	16.5
22. Where did you obtain your first alcohol?		
Never drink alcohol	50.6	48.0
Home, with parent knowledge	31.7	30.2
Home, without parent knowledge	6.6	5.1
Friends	9.7	15.4
Ask adults to buy it/buy it myself	1.4	1.3

Grade 7 Results by Gender

	<u>Male</u>	<u>Female</u>
23. How do you usually obtain the alcohol you drink now?		
Never drink alcohol	64.7%	60.1%
Home, with parent knowledge	20.3	18.2
Home, without parent knowledge	3.9	5.6
Friends	9.3	13.7
Ask adults to buy it/buy it myself	2.0	2.5
24. a. How often have you used marijuana in your lifetime?		
Never	92.1	89.7
1-2 times	3.3	5.5
3-5 times	1.5	1.5
6-9 times	.7	.5
10 or more times	2.4	2.8
b. How often have you used marijuana in the last 30 days?		
Never	97.2	95.7
1-2 times	1.6	2.4
3-5 times	.6	.7
6-9 times	.1	.4
10 or more times	.6	.8
25. Where did you obtain your first marijuana?		
Never use marijuana	92.0	89.6
Home, with parent knowledge	1.2	1.3
Home, without parent knowledge	1.3	1.7
Friends	4.7	7.2
Ask adults to buy it/buy it myself	.7	.2
26. How do you usually obtain marijuana now?		
Never use marijuana	94.3	91.8
Home, with parent knowledge	.6	.5
Home, without parent knowledge	.5	1.0
Friends	4.1	5.8
Ask adults to buy it/buy it myself	.6	.9
27. How old were you when you first used marijuana?		
Never	92.0	89.7
10 or younger	3.1	3.5
11-12	3.8	5.5
13-14	.9	1.4
15 or older	.2	.0
28. a. How often have you taken LSD or acid in your lifetime?		
Never	97.9	96.5
1-2 times	1.4	2.0
3-5 times	.2	.6
6-9 times	.2	.2
10 or more times	.2	.7
b. How often have you taken LSD or acid in the last 30 days?		
Never	99.2	98.1
1-2 times	.6	1.5
3-5 times	.2	.2
6-9 times	.1	.1
10 or more times	.0	.2

Grade 7 Results by Gender

	<u>Male</u>	<u>Female</u>
29. a. How often have you taken psychedelic drugs in your lifetime?		
Never	97.9%	96.7%
1-2 times	.9	2.1
3-5 times	.6	.6
6-9 times	.2	.2
10 or more times	.4	.4
b. How often have you taken psychedelic drugs in the last 30 days?		
Never	98.9	97.5
1-2 times	.9	1.8
3-5 times	.0	.5
6-9 times	.2	.2
10 or more times	.0	.2
30. a. How often have you taken amphetamines in your lifetime?		
Never	97.0	93.0
1-2 times	1.9	4.4
3-5 times	.3	1.1
6-9 times	.0	.5
10 or more times	.7	1.0
b. How often have you taken amphetamines in the last 30 days?		
Never	99.0	97.0
1-2 times	.4	2.2
3-5 times	.2	.5
6-9 times	.1	.2
10 or more times	.3	.2
31. a. How often have you taken cocaine in your lifetime?		
Never	98.4	98.2
1-2 times	.7	1.4
3-5 times	.4	.2
6-9 times	.2	.2
10 or more times	.2	.2
b. How often have you taken cocaine in the last 30 days?		
Never	99.4	99.3
1-2 times	.3	.6
3-5 times	.1	.0
6-9 times	.0	.1
10 or more times	.2	.0
33. a. How often have you taken steroids in your lifetime?		
Never	98.3	99.2
1-2 times	.7	.4
3-5 times	.4	.3
6-9 times	.1	.0
10 or more times	.6	.2
b. How often have you taken steroids in the last 30 days?		
Never	99.1	99.6
1-2 times	.3	.2
3-5 times	.0	.1
6-9 times	.2	.0
10 or more times	.4	.1

Grade 7 Results by Gender

	<u>Male</u>	<u>Female</u>
34. a. How do you usually use other non-prescription drugs?		
Never used drugs	94.1%	90.8%
Alone	.5	2.2
With 1-2 other people	2.4	3.3
With 3 or more people	.9	1.7
With a date or close friend	.1	.6
With family	2.1	1.4
b. Where do you usually use other non-prescription drugs?		
Never used drugs	93.2	90.5
At home	3.8	4.1
At school	.3	.5
On the way to or from school	.1	.4
At the park	.7	1.1
At a party	1.8	3.4
35. a. How often have you used inhaled substances in your lifetime?		
Never	86.8	85.0
1-2 times	6.7	7.4
3-5 times	1.9	2.4
6-9 times	.7	.9
10 or more times	3.9	4.3
b. How often have you used inhaled substances in the last 30 days?		
Never	94.3	92.6
1-2 times	3.8	4.0
3-5 times	.7	1.1
6-9 times	.1	.5
10 or more times	1.2	1.7
36. a. How old were you when you first smoked cigarettes daily?		
Never	87.3	80.8
10 or younger	4.5	6.5
11-12	6.7	11.2
13-14	1.3	1.5
15 or older	.2	.0
b. How old were you when you first tried more than just a few sips of alcohol?		
Never	66.4	60.3
10 or younger	16.1	14.7
11-12	14.2	20.8
13-14	3.2	4.3
15 or older	.1	.0
c. How old were you when you first tried marijuana or hashish?		
Never	92.5	90.0
10 or younger	2.7	3.0
11-12	3.4	5.5
13-14	1.3	1.4
15 or older	.2	.1
d. How old were you when you first tried LSD or acid?		
Never	98.2	97.4
10 or younger	.3	.2
11-12	1.0	1.9
13-14	.4	.5
15 or older	.0	.0

Grade 7 Results by Gender

	<u>Male</u>	<u>Female</u>
36. e. How old were you when you first tried any psychedelic other than LSD?		
Never	98.3%	97.4%
10 or younger	.4	.4
11-12	1.1	1.7
13-14	.2	.5
15 or older	.0	.0
f. How old were you when you first tried amphetamines or speed?		
Never	97.6	95.5
10 or younger	.9	.4
11-12	1.1	3.3
13-14	.3	.8
15 or older	.0	.1
g. How old were you when you first tried cocaine or crack?		
Never	98.6	97.9
10 or younger	.3	.5
11-12	.8	1.1
13-14	.3	.5
15 or older	.0	.1
h. How old were you when you first tried inhalants or things you sniff?		
Never	91.0	88.3
10 or younger	4.4	4.5
11-12	4.0	5.8
13-14	.7	1.3
15 or older	.0	.1
i. How old were you when you first tried any other drug without doctor's orders?		
Never	93.1	90.3
10 or younger	4.1	2.9
11-12	2.2	5.2
13-14	.5	1.6
15 or older	.1	.0
37. Have you received any alcohol or drug education at school in the last year?		
Yes	76.0	76.7
No	24.0	23.3
38. What alcohol/drug prevention programs did you receive in school last year?		
"Just Say No" activities	37.4	39.6
Alcohol/Drug Education Classes	37.0	39.2
Drug Awareness Week/Assembly	33.3	33.7
Other Drug Prevention Activities	22.9	21.5
Peer Helpers/Assistants/Tutors	19.3	22.8
Here's Looking at You, 2000	18.0	17.8
Support Groups, such as COA, Insight, and Recovery Groups	7.9	10.2
Drug Assessment	9.1	8.5
REACH	7.7	7.9
Chemical Insight Class	4.6	4.4

Grade 7 Results by Gender

	<u>Male</u>	<u>Female</u>
39. Which alcohol/drug topics have you learned about in school?		
How to say "no" to alcohol or drugs	83.5%	90.2%
Harmful physical effects of alcohol or drugs	81.2	83.8
Effects of alcohol or drugs on driving	75.6	78.6
Making good decisions with regard to drugs or alcohol	72.3	78.0
What to do if someone has a drug problem	72.4	73.5
Healthy things to do rather than take alcohol or drugs	69.5	74.3
Warning signs of alcohol or drug abuse	71.1	73.4
Effects of alcohol or drugs on pregnancy	68.4	72.1
Effects of living in a drug-affected family	67.2	70.1
Legal consequences of alcohol or drug use	63.1	63.1
Respect for opinions of others	54.2	55.8
40. Have you ever experienced a change in your study habits or ability to do school work due to drinking or use of drugs?		
I don't drink or use drugs	72.4	67.5
No, never	20.9	22.9
Once or twice	4.7	7.2
Many times	1.4	2.4
Always	.6	.1
41. Have you ever had a problem with drug or alcohol use?		
I don't drink or use drugs	69.3	64.2
No, never	25.4	29.7
Problem in the past, but ok now	4.1	5.0
I think I have a problem now	1.2	1.1
42. Who would you speak with about an alcohol/drug problem?		
Relative	57.8	73.2
Parent	53.5	45.0
Counselor	35.6	37.8
Friend	32.6	34.9
Sibling	30.5	32.1
Teacher	25.5	22.7
Nurse/Coach/Minister/Psychologist	12.1	7.9
43. How honestly did you answer this questionnaire?		
Very honestly	100.0	100.0
Somewhat honestly	.0	.0
Dishonestly	.0	.0

APPENDIX C-2

Portland Public Schools 1991 Alcohol and Drug Use Survey Grade 10 Results by Gender (percentages)

	<u>Male</u>	<u>Female</u>
1. Grade 10 (N = 2096)	1040	1056
2. Sex	49.6%	50.4%
District representation by gender is in parentheses.	(50.7)	(49.3)
3. Race/Ethnic Background (District representation by gender is in parentheses)		
American Indian (2.3)	6.0	6.1
European American (68.6)	69.8	69.5
African American (16.1)	12.2	11.8
Asian American (9.9)	9.5	10.3
Hispanic American (3.1)	2.5	2.4
4. If you were <u>not</u> born in the United States, how long have you lived in the United States?		
I was born in United States	87.9	86.1
Less than 2 years	1.7	3.3
2-4 year	1.7	2.1
More than 4 years	8.8	8.5
5. What is your <u>first</u> language?		
English is my first language	91.3	90.3
Cambodian	.3	.7
Chinese	1.6	1.8
Hmong	.3	.3
Lao	.8	1.3
Mien	.2	.3
Russian	.4	.4
Spanish	1.3	1.2
Vietnamese	3.7	3.6
6. a. Is a language other than English spoken in your home?		
Yes	18.1	20.0
No	81.9	80.0
b. If Yes, what language?		
Cambodian	2.6	2.3
Chinese	9.2	10.5
Hmong	1.5	1.4
Lao	4.6	6.8
Mien	.0	.9
Russian	2.6	3.2
Spanish	16.4	21.5
Vietnamese	17.9	15.5
Other	45.1	37.9

Grade 10 Results by Gender

	<u>Male</u>	<u>Female</u>
7. Who do you live with?		
Both Parents	57.8%	53.3%
Mother only	12.2	14.4
Father only	9.5	9.7
Guardian	5.2	6.9
Foster Parent	.8	2.0
Alone	.8	.2
Other	13.7	13.5
8. Where have you learned the most about the effects of tobacco, alcohol, and other drugs?		
Family or those I live with	17.4	17.5
School	53.7	55.0
Other kids	9.7	10.2
Church or temple	1.7	1.1
TV, movies, and newspaper	10.8	12.1
Other	6.7	4.1
9. How many of close friends use alcohol once or more a month?		
None	24.6	23.3
A few	29.9	28.9
Some	21.1	23.3
Most	19.3	19.9
All	5.1	4.7
10. Is there someone close to you who has a drinking or drug problem?		
No, no one	50.6	37.9
Yes, both family and friend	14.3	24.0
Yes, a friend	22.9	23.4
Yes, someone I live with	12.2	14.7
11. For the following items, responses are indicated as male/female.		
a. Smokers know how to enjoy life more than non-smokers.		
Agree = 3.1/2.0 Neither = 14.7/12.5 Disagree = 82.2/85.5		
b. Beer and wine are not as harmful as people think.		
Agree = 16.8/10.2 Neither = 12.4/10.9 Disagree = 70.8/79.0		
c. I think that becoming a smoker shows poor judgment.		
Agree = 71.1/65.6 Neither = 12.3/15.7 Disagree = 16.6/18.7		
d. I prefer to be around people who don't drink alcohol.		
Agree = 47.1/52.5 Neither = 31.2/27.4 Disagree = 21.6/20.1		
e. The harmful effects of alcohol have been exaggerated.		
Agree = 17.8/14.5 Neither = 17.5/15.4 Disagree = 64.7/70.0		
f. I would leave a party where drugs were being used.		
Agree = 45.9/53.1 Neither = 15.8/15.1 Disagree = 38.3/31.8		
g. I personally don't mind being with people who are smoking.		
Agree = 35.7/39.4 Neither = 12.3/11.7 Disagree = 52.0/48.9		

Grade 10 Results by Gender

	<u>Male</u>	<u>Female</u>
12. a. How often have you used tobacco in your lifetime?		
Never	47.5%	51.6%
1-2 times	15.9	13.6
3-5 times	6.7	5.8
6-9 times	3.3	3.3
10 or more times	26.6	25.8
b. How often have you used tobacco in the last 30 days?		
Never	76.5	78.5
1-2 times	6.4	5.3
3-5 times	2.9	2.9
6-9 times	1.3	1.2
10 or more times	12.9	12.1
13. a. How do you usually use tobacco?		
Never used tobacco	50.4	53.5
Alone	7.2	8.8
With 1-2 other people	27.5	24.4
With 3 or more people	10.8	9.5
With a date or close friend	1.1	2.3
With family	3.0	1.5
b. Where do you usually use tobacco?		
Never used tobacco	52.5	54.8
At home	13.4	15.8
At school	6.6	5.5
On the way to or from school	5.2	4.3
At the park	9.9	5.6
At a party	12.5	14.0
14. What type of tobacco do you usually use?		
Never use tobacco	51.6	55.0
Cigarettes or cigars	34.8	44.3
Chew or snuff	13.6	.7
15. How many cigarettes have you smoked in the past 30 days?		
None	81.0	78.2
Less than 1 cigarettes per day	7.1	8.0
About 1-10 cigarettes per day	7.9	9.7
One pack or more per day	4.0	4.2
16. How old were you when you first used tobacco?		
Never	47.6	51.2
10 or younger	14.1	10.6
11-12	16.2	16.1
13-14	15.2	15.9
15 or older	7.0	6.2
17. Where did you obtain your <u>first</u> tobacco?		
Never used tobacco	48.1	51.1
Home, with parent knowledge	4.5	2.0
Home, without parent knowledge	9.4	13.6
Friends	34.0	31.7
Vending machine	2.5	.9
Free sample	1.6	.8

Grade 10 Results by Gender

	<u>Male</u>	<u>Female</u>
18. Where do you usually obtain tobacco now?		
Never used tobacco	71.0%	69.0%
Home, with parent knowledge	3.6	5.2
Home, without parent knowledge	1.9	2.6
Friends	15.5	16.1
Vending machine	7.6	6.7
Free sample	.4	.4
19. a. How often have you had alcohol in your lifetime?		
Never	21.3	19.2
1-2 times	15.8	15.7
3-5 times	12.6	15.1
6-9 times	9.2	10.0
10 or more times	41.2	39.9
b. How often have you had alcohol in the last 30 days?		
Never	60.3	60.9
1-2 times	23.4	25.0
3-5 times	9.9	8.6
6-9 times	3.3	3.1
10 or more times	3.1	2.4
20. How old were you when you first used alcohol?		
Never	22.0	19.6
10 or younger	19.7	16.3
11-12	17.7	15.8
13-14	26.1	33.2
15 or older	14.5	15.1
21. a. How do you usually use alcohol?		
Never used alcohol	23.5	20.8
Alone	3.2	2.8
With 1-2 other people	18.9	18.3
With 3 or more people	40.5	39.2
With a date or close friend	2.5	4.0
With family	11.4	15.0
b. Where do you usually use alcohol?		
Never used alcohol	24.3	21.9
At home	24.5	26.4
At school	1.3	1.4
On the way to or from school	.6	.7
At the park	6.5	4.9
At a party	42.9	44.7
22. Where did you obtain your <u>first</u> alcohol?		
Never drink alcohol	22.5	20.4
Home, with parent knowledge	29.5	29.6
Home, without parent knowledge	9.4	9.8
Friends	31.5	35.9
Ask adults to buy it/buy it myself	7.1	4.4

Grade 10 Results by Gender

	<u>Male</u>	<u>Female</u>
23. How do you usually obtain the alcohol you drink now?		
Never drink alcohol	36.4%	37.8%
Home, with parent knowledge	11.5	13.0
Home, without parent knowledge	3.9	4.9
Friends	29.5	33.2
Ask adults to buy it/buy it myself	18.7	11.2
24. a. How often have you used marijuana in your lifetime?		
Never	65.6	63.7
1-2 times	11.4	10.7
3-5 times	4.2	7.5
6-9 times	2.0	3.9
10 or more times	16.7	14.2
b. How often have you used marijuana in the last 30 days?		
Never	84.3	84.7
1-2 times	6.5	8.4
3-5 times	3.9	3.0
6-9 times	1.4	2.0
10 or more times	3.9	2.0
25. Where did you obtain your first marijuana?		
Never use marijuana	65.6	64.1
Home, with parent knowledge	2.6	2.1
Home, without parent knowledge	2.9	4.2
Friends	28.2	29.4
Ask adults to buy it/buy it myself	.7	.3
26. How do you usually obtain marijuana now?		
Never use marijuana	77.1	74.6
Home, with parent knowledge	.3	1.3
Home, without parent knowledge	.5	1.3
Friends	18.9	21.3
Ask adults to buy it/buy it myself	3.2	1.6
27. How old were you when you first used marijuana?		
Never	65.6	63.8
10 or younger	5.5	3.0
11-12	7.1	7.2
13-14	12.5	15.7
15 or older	9.4	10.3
28. a. How often have you taken LSD or acid in your lifetime?		
Never	88.7	87.9
1-2 times	4.6	5.6
3-5 times	2.1	2.8
6-9 times	1.6	1.3
10 or more times	3.0	2.4
b. How often have you taken LSD or acid in the last 30 days?		
Never	95.5	96.0
1-2 times	3.2	2.8
3-5 times	.7	.8
6-9 times	.3	.2
10 or more times	.3	.2

Grade 10 Results by Gender

	<u>Male</u>	<u>Female</u>
29. a. How often have you taken psychedelic drugs in your lifetime?		
Never	92.0%	93.4%
1-2 times	4.1	4.4
3-5 times	1.9	.7
6-9 times	.4	.7
10 or more times	1.6	.9
b. How often have you taken psychedelic drugs in the last 30 days?		
Never	97.3	98.0
1-2 times	1.7	1.3
3-5 times	.2	.3
6-9 times	.3	.1
10 or more times	.5	.3
30. a. How often have you taken amphetamines in your lifetime?		
Never	91.0	84.9
1-2 times	4.8	8.8
3-5 times	1.3	2.0
6-9 times	.6	1.1
10 or more times	2.3	3.1
b. How often have you taken amphetamines in the last 30 days?		
Never	98.0	95.7
1-2 times	1.1	3.2
3-5 times	.4	.6
6-9 times	.2	.3
10 or more times	.3	.3
31. a. How often have you taken cocaine in your lifetime?		
Never	95.3	94.5
1-2 times	2.7	2.8
3-5 times	.8	1.1
6-9 times	.4	.3
10 or more times	.9	1.2
b. How often have you taken cocaine in the last 30 days?		
Never	99.1	99.1
1-2 times	.7	.5
3-5 times	.2	.0
6-9 times	.0	.3
10 or more times	.0	.1
33. a. How often have you taken steroids in your lifetime?		
Never	98.2	99.4
1-2 times	.4	.4
3-5 times	.5	.0
6-9 times	.0	.0
10 or more times	1.0	.2
b. How often have you taken steroids in the last 30 days?		
Never	99.4	99.8
1-2 times	.4	.0
3-5 times	.0	.1
6-9 times	.0	.1
10 or more times	.2	.0

Grade 10 Results by Gender

	<u>Male</u>	<u>Female</u>
34. a. How do you usually use other non-prescription drugs?		
Never used drugs	88.0%	85.0%
Alone	3.0	5.4
With 1-2 other people	3.9	4.1
With 3 or more people	4.0	3.9
With a date or close friend	.3	.7
With family	.9	.9
b. Where do you usually use other non-prescription drugs?		
Never used drugs	86.9	83.8
At home	4.7	8.0
At school	.5	.8
On the way to or from school	.2	.2
At the park	1.3	.8
At a party	6.5	6.5
35. a. How often have you used inhaled substances in your lifetime?		
Never	81.0	81.7
1-2 times	8.2	9.4
3-5 times	3.4	2.8
6-9 times	.9	1.6
10 or more times	6.6	4.5
b. How often have you used inhaled substances in the last 30 days?		
Never	94.5	95.4
1-2 times	2.9	2.6
3-5 times	.8	.6
6-9 times	.4	.5
10 or more times	1.5	1.0
36. a. How old were you when you first smoked cigarettes daily?		
Never	74.5	67.3
10 or younger	4.1	3.9
11-12	5.9	8.3
13-14	10.1	13.5
15 or older	5.4	7.0
36. b. How old were you when you first tried more than just a few sips of alcohol?		
Never	29.9	28.4
10 or younger	11.5	9.2
11-12	15.3	14.0
13-14	27.8	33.6
15 or older	15.4	14.8
c. How old were you when you first tried marijuana or hashish?		
Never	66.5	65.8
10 or younger	4.7	2.6
11-12	6.8	7.2
13-14	13.1	15.0
15 or older	8.9	9.4
d. How old were you when you first tried LSD or acid?		
Never	89.8	89.9
10 or younger	.2	.2
11-12	1.1	.8
13-14	4.6	4.0
15 or older	4.3	5.2

Grade 10 Results by Gender

	<u>Male</u>	<u>Female</u>
36. e. How old were you when you first tried any psychedelic other than LSD?		
Never	94.3%	93.5%
10 or younger	.1	.3
11-12	1.5	.9
13-14	2.2	1.7
15 or older	2.0	3.6
f. How old were you when you first tried amphetamines or speed?		
Never	91.6	89.1
10 or younger	.4	.2
11-12	2.2	1.2
13-14	3.1	4.9
15 or older	2.6	4.6
g. How old were you when you first tried cocaine or crack?		
Never	95.1	93.7
10 or younger	.2	.6
11-12	.8	1.1
13-14	2.1	2.6
15 or older	1.9	2.0
h. How old were you when you first tried inhalants or things you sniff?		
Never	84.6	84.4
10 or younger	3.9	3.8
11-12	3.0	2.8
13-14	5.3	5.4
15 or older	3.1	3.6
i. How old were you when you first tried any other drug without doctor's orders?		
Never	88.7	87.4
10 or younger	2.4	1.4
11-12	2.0	2.2
13-14	3.2	5.2
15 or older	3.7	3.8
37. Have you received any alcohol or drug education at school in the last year?		
Yes	81.9	85.4
No	18.1	14.6
38. What alcohol/drug prevention programs did you receive in school last year?		
Alcohol/Drug Education Classes	40.5	43.8
Drug Awareness Week/Assembly	35.9	39.5
"Just Say No" activities	23.2	24.1
Other Drug Prevention Activities	18.9	14.8
Peer Helpers/Assistants/Tutors	10.7	14.5
Support Groups, such as COA, Insight, and Recovery Groups	7.3	7.5
Drug Assessment	8.7	5.8
REACH	5.3	4.2
Here's Looking at You, 2000	5.3	3.7
Chemical Insight Class	3.8	2.8

Grade 10 Results by Gender

	<u>Male</u>	<u>Female</u>
39. Which alcohol/drug topics have you learned about in school?		
Harmful physical effects of alcohol or drugs	87.3%	91.1%
Effects of alcohol or drugs on driving	84.7	88.9
Effects of alcohol or drugs on pregnancy	79.9	87.0
How to say "no" to alcohol or drugs	81.3	85.5
Warning signs of alcohol or drug abuse	80.1	84.8
Making good decisions with regard to drugs or alcohol	77.7	81.8
Effects of living in a drug-affected family	75.3	75.7
What to do if someone has a drug problem	75.1	75.8
Healthy things to do rather than take alcohol or drugs	71.6	74.1
Legal consequences of alcohol or drug use	69.8	72.6
Respect for opinions of others	57.3	60.2
40. Have you ever experienced a change in your study habits or ability to do school work due to drinking or use of drugs?		
I don't drink or use drugs	44.3	42.5
No, never	37.8	34.3
Once or twice	11.7	16.9
Many times	5.4	5.9
Always	.9	.5
41. Have you ever had a problem with drug or alcohol use?		
I don't drink or use drugs	41.4	39.9
No, never	48.5	48.2
Problem in the past, but ok now	7.7	9.7
I think I have a problem now	2.3	2.2
42. Who would you speak with about an alcohol/drug problem?		
Relative	69.5	82.2
Parent	41.9	39.5
Sibling	29.5	34.7
Counselor	26.5	28.0
Friend	24.0	27.8
Teacher	19.5	19.3
Nurse/Coach/Minister/Psychologist	9.7	8.3
43. How honestly did you answer this questionnaire?		
Very honestly	100.0	100.0
Somewhat honestly	.0	.0
Dishonestly	.0	.0