

DOCUMENT RESUME

ED 337 121

HE 024 965

TITLE Infusing Alcohol and Drug Prevention with Existing Classroom Study Units: Language Arts.

INSTITUTION Valencia Community Coll., Orlando, Fla.

SPONS AGENCY Orange County Public Schools, Orlando, Fla.

PUB DATE Jul 91

NOTE 133p.; This report is part of a collection of programs, policies and curricula developed by members of the Network of Colleges and Universities Committed to the Elimination of Drug and Alcohol Education, Office of Educational Research and Improvement in response to the 1989 Drug Free Schools and Communities Act. For related documents, see HE 024 963-969.

PUB TYPE Guides - Classroom Use - Instructional Materials (For Learner) (051) -- Guides - Classroom Use - Teaching Guides (For Teacher) (052)

EDRS PRICE MF01/PC06 Plus Postage.

DESCRIPTORS Alcohol Abuse; Drug Abuse; *Drug Education; *English Curriculum; Grade 7; Higher Education; Junior High Schools; *Language Arts; Lesson Plans; Middle Schools; Policy Formation; *Prevention

IDENTIFIERS Active Learning; *Drug Infusion Project; *Network for Drug Free Colleges

ABSTRACT

This curriculum module, one of seven in Infusion Project, offers information and lessons on drug use prevention for integration into an existing seventh-grade middle school language arts curriculum. The module, based on a type of interactive learning called infusion learning, contains 18 lessons each providing objectives, a list of resource materials, suggested student activities, suggestions for additional classroom or out-of-class activities, and teacher tips. Many lessons come with one or more work sheets for reproduction. The lesson topics are: Listening Skills, Vocabulary (3), Writing (8), Grammar (5), and Library Skills. Also included is "Just the Facts," a set of information units for teachers on alcohol, amphetamines, barbiturates, children of alcoholics, cocaine, designer drugs, driving under the influence, eating disorders, inhalants, lysergic acid diethylamide, marijuana, nutrition, opiates, phencyclidine (PCP), steroids and tobacco. There is also a general brochure booklet which introduces the program. (JB)

 * Reproductions supplied by EDRS are the best that can be made *
 * from the original document. *

024 965

INFUSION
PROJECT
Preventing Alcohol & Drug Use



INFUSING WITH EXISTING STUDY UNITS PREVENTION

024 965

U.S. DEPARTMENT OF EDUCATION
Office of Educational Research and Improvement
EDUCATIONAL RESOURCES INFORMATION
CENTER (ERIC)

- This document has been reproduced as received from the person or organization originating it
- Minor changes have been made to improve reproduction quality
- Points of view or opinions stated in this document do not necessarily represent official OERI position or policy

VALENCIA
Community College

P.O. Box 3028, ORLANDO,
FLORIDA 32802-3028

AN EQUAL OPPORTUNITY INSTITUTION

"PERMISSION TO REPRODUCE THIS
MATERIAL HAS BEEN GRANTED BY

Valencia Community
College

TO THE EDUCATIONAL RESOURCES
INFORMATION CENTER (ERIC)."

The Network for Drug Free Colleges/ERIC/HE Project

The ERIC Clearinghouse on Higher Education has been given federal funds to process a special collection of policy, program and curriculum documents produced by the Network of Colleges and Universities Committed to the Elimination of Drug and Alcohol Abuse, a coalition of institutions initiated by the Department of Education, Office of Educational Research and Improvement in response to the 1989 Drug Free Schools and Communities Act.

Major objectives of the project are to:

- increase access to the information on programs, policies, and curricula developed by Network member institutions;
- encourage the use of the ERIC system by Network member institutions;
- improve the Network's ability to know about, and share information on activities at member institutions; and
- test a model for collaboration with ERIC that other national agencies might adopt.

All Network/HE Project documents are tagged with the following Identifier appearing in the IDEN Field:

*** Network for Drug Free Colleges**

All Network/HE Project citations carry the following statement in the Note Field:

This report is part of a collection of programs, policies and curricula developed by members of the Network of Colleges and Universities Committed to the Elimination of Drug and Alcohol Abuse, a coalition of institutions sponsored by the Department of Education, Office of Educational Research and Improvement in response to the 1989 Drug Free Schools and Communities Act. For related documents see HE 000000-HE 000000.



VALENCIA
Community College

July '2, 1991

Valencia Community College is pleased to be distributing the curriculum infusion modules to you. The modules were produced as a result of a Drug-Free Schools and Communities Training and Demonstration grant in cooperation with the Orange County School system.

One of the key elements of the successful implementation of the modules during the piloting phase of this project was the intensive alcohol and other drug abuse prevention training that was provided to the participating middle school teachers. This training was also a model for the teachers in identifying interactive learning techniques and in implementing these techniques in the classroom. The teacher's guide, located on the inside flap of each notebook, will offer additional information on interactive learning. It is optimal for the teacher to perceive their role as a facilitator, as opposed to a lecturer, with this curriculum.

If you have any questions regarding the project or the workshop, please contact me as follows.

Ms. Michele McArdle
Project Infusion
Valencia Community College
DTC - 2
P.O. Box 3028
Orlando, Florida 32802
Phone (407) 299-5000, ext 3141

Thank you for your interest in Project Infusion. Your opinions and feedback are welcomed.

Note: The modules must have been obtained directly from Valencia Community College. Permission is hereby granted to make unlimited copies of these materials to individuals within your school district. The materials may not be distributed to any other school district or agency without our permission.

P.O. Box 3028 Orlando, FL 32802-3028

(407) 299-5000

Suncom 339-0111

An equal opportunity institution

LISTENING SKILLS

SUBJECT OBJECTIVE

Students will demonstrate listening skills.

PREVENTION OBJECTIVE

Students will be made aware of the difficulty in breaking habits.

MATERIALS/RESOURCES:

1. Teacher background information: "Dictation Paragraph."
2. Student worksheet: "Habits."

ACTIVITIES/PROCEDURES:

1. Students define habit.
Conduct a class discussion on the definition of habit.
2. Students list the habits they have.
3. Direct students to write the paragraph as you dictate. Instruct them not to dot the "i's" or cross the "t's."
4. Exchange papers to correct and find the number of errors made.
5. Poll the class to see to what degree they broke the habit.
6. Point out the difficulty in breaking a habit. Relate to similarities of recovering from alcohol, tobacco, and other drug addictions.



Grade
level

7

Teacher Tips:

Critical thinking will facilitate prevention infusion.

Suggested questions:

What did I learn? What will I start doing as a result? What will I stop doing?

EXTENSION ACTIVITIES

Students attempt to break one of their own habits within one week, keeping a journal as to their progress. You may have them set up some sort of a contract with their parents or with you for some extra rewards if they are successful at breaking their habit.

STUDENT HANDOUT

p Paper, pen, or pencil **a**

Habits

What is a habit?

List five good habits that you have:

1. _____
2. _____
3. _____
4. _____
5. _____

List five bad habits that you'd like to change.

1. _____
2. _____
3. _____
4. _____
5. _____

Now get ready to write the paragraph I'm about to dictate:

Teacher Background Information

Dictation Paragraph

Breaking a habit is usually a very difficult task. This is because a task is usually performed by habit without thinking. Some habits are helpful and some are harmful, but all habits can be broken. It just takes some practice, and you have to keep trying.

VOCABULARY

SUBJECT OBJECTIVE

Students will use knowledge of dictionary formatting and the writing process to create a finished product.

PREVENTION OBJECTIVE

Students will gain insight about terms/language associated with drugs.

Materials/Resources:

1. Student handout: "Slang Dictionaries"

Activities/Procedures:

1. This assignment can serve as a long-term project or as a simple one-day classroom lesson.
2. Begin by having students brainstorm some slang words or phrases that they know.
3. Allow the students to split into pairs and compare their lists.
4. If you'd like a simple one-day assignment, have the students turn in a list of words and definitions that they generate. You can make this a more elaborate project where you require the students to design creative covers and to format their information so it resembles a real dictionary.

Extension Activity:

Students choose a hobby or special area of interest and come up with buzz words (words specific to that hobby). Make dictionaries.



Grade
level

7





Teacher Tips:

Critical thinking will facilitate prevention infusion. Suggested questions: What did I learn? What surprised me about the information? What will I stop doing? Is there something I can start to change?

Emphasize "school-appropriate" slang words.

L A N G U A G E A R T S

STUDENT HANDOUT - "SLANG DICTIONARIES"





Here's a chance to make a list of words you probably use all of the time that aren't in any dictionary.

You might make a cover for your dictionary and decorate it.

A good way to begin may be to just make a list of slang words that you know.

Remember to keep these words appropriate for a school assignment.



WRITING

SUBJECT OBJECTIVE

Students will demonstrate critical thinking skills regarding fact and opinion in visual, oral, and written communications.

PREVENTION OBJECTIVE

Students will gain an understanding of media pressures and advertising, particularly as directed toward adolescents.

Materials/Resources:


1. Student worksheet: "Do You Believe This?"

Activities/Procedures:

1. Show examples of magazine ads which promote alcohol, tobacco, or drugs.
2. Discuss examples in movies and TV which promote use of these items. (Eg. The drug dealer has cool cars & clothes. The parent smoking pot with teenager is understanding).
3. Let students work in pairs. Direct them to find a minimum of one example for each category on the worksheet.
4. Students should explain their example.
5. Share examples in a classwide discussion.

Extension Activities:

Rewrite ad or scene to be fully factual.



Grade
level

7

Teacher Tips:

Critical thinking will facilitate prevention infusion. Suggested questions: What did I learn? What surprised me about this activity? How will I change the way I read advertisements?

DO YOU BELIEVE THIS?????

Give one example for each category where the use of tobacco, alcohol or drugs was made to seem like a good thing. -Briefly explain what was portrayed as helpful or good?

Magazine Ad _____

Television Ad _____

Television Show _____

Movie _____

VOCABULARY

SUBJECT OBJECTIVE

Students will use context clues to identify word meaning.

PREVENTION OBJECTIVE

Students will gain awareness of local, state, and federal laws and penalties regarding drug/alcohol use.

Materials/Resources:


1. Student worksheet: "Figure It Out".
2. Teacher Background Information: Newspaper Article.

Activities/Procedures:

1. Direct students to read article.
2. Students create definitions using context clues.
3. Compare student's definitions in a class discussion.
4. As a closure activity, look up actual definitions and compare results.

Extension Activities:

Write either a pro or con essay about the fairness of the driver's punishment.

**Teacher Tips:**

Critical thinking will facilitate prevention infusion. Suggested questions: What did I learn? What surprised me about the information? What will I stop doing? Is there something I can start to change? Is there someone I can try to help?

STUDENT WORKSHEET



Figure It Out!!!

Read the article on next page.

Using context clues only write what you think the definitions of these terms might be.

1. **Probation** _____

2. **Vehicular homicide** _____

3. **Restitution** _____

4. **Hepatitis** _____

5. **Seizures** _____

6. **Consumed** _____

7. **Collision** _____

8. **Investigators** _____

TEACHER BACKGROUND INFORMATION
Newspaper Article

**MAN WHO KILLED TEEN IN CRASH
CANNOT DRIVE AGAIN, JUDGE RULES**

By Debbie Salamone

Sanford - A man found guilty of killing a high school soccer player in a car crash should never drive again, a Seminole circuit judge ruled Friday.

Gary Omev, 39, had his driver's license suspended for life and was sentenced to a year in the Seminole County jail, five years of probation and alcohol treatment.

"You have really been a danger to society," Judge C. Vernon Mize Jr. said during a hearing. "You should not be able to get behind the wheel."

Six jurors found Omev guilty last month of vehicular homicide. On January 2, 1989, he crashed into a car carrying Seminole High School soccer player David Horn, 14, on Airport Boulevard.

"I am deeply sorry for what happened," Omev said, adding that he wanted to pay restitution to the family. Mize ordered he pay \$2,800 for funeral and other expenses.

The accident occurred only an hour after Omev left Central Florida Regional Hospital against medical advice. Omev had spent three days in the hospital where he was treated for hepatitis that doctors said was alcohol related.

Omev's attorney, Marlene Alva, argued that doctors never told the Sanford man he had seizures while hospitalized and never advised him against driving. She said Omev might have suffered a seizure while driving.

Although investigators said Omev had a cooler of beer in his car, blood tests showed he had not consumed any alcohol or drugs before the accident.

Omev testified during his trial that he remembered nothing about the collision. Witnesses said Omev's car was weaving before it crossed to the wrong side of the road and rammed into the car carrying David, his brother and a friend. They said Omev at first blamed the boys for the accident and then said the sun had been in his eyes.

used with permission
The Orlando Sentinel, Orlando Florida
March 31, 1990

GRAMMAR

SUBJECT OBJECTIVE

Students will demonstrate knowledge of parts of speech, specifically adjectives.

PREVENTION OBJECTIVE

Students will develop awareness of the characteristics of specific drugs and alcohol effects on physiology.

Materials/Resources:


1. Student worksheet: "Addicted to Adjectives".

Activities/Procedures:

1. Students write the five complete sentences on worksheet.
2. Students individually brainstorm a list of their own adjectives.
3. Students present their lists. Brainstorm and discuss as a class.

Extension Activity:

Have students write a paragraph describing someone who is drunk.



Teacher Tips:

Critical thinking will facilitate prevention infusion. Suggested questions: What did I learn? How can I start to change if I want to? What surprised me about the class discussion?

ADDICTED TO ADJECTIVES

- | | |
|-------------|----------------|
| 1. craving | 6. belligerent |
| 2. needy | 7. rude |
| 3. enslaved | 8. ashamed |
| 4. shaky | 9. dirty |
| 5. anxious | 10. desperate |

For five of the adjectives above and write a complete sentence using each one.

1. _____

2. _____

3. _____

4. _____

5. _____

Write ten more adjectives that you might use to describe a person who is addicted to alcohol or drugs.

GRAMMAR

SUBJECT OBJECTIVE

Students will identify correct subject/verb agreement.

PREVENTION OBJECTIVE

Students will identify stages and gain insight into the life threatening aspect of alcohol addiction.

RESOURCES/MATERIALS:


1. Student worksheet: "Subject/Verb Agreement : Alcohol Addiction is a Danger to Your Health."

PROCEDURES/ACTIVITIES:

1. Use this activity to help students choose the correct verb in a sentence.
2. Discuss the facts presented in the worksheet to underscore importance of not using alcohol and other drugs while discussing correct subject/verb agreement.

EXTENSION ACTIVITIES:

Use cooperative learning groups for this activity. Peer interaction can be used to develop attitudes about not experimenting with alcohol and other drugs. Small groups can report to the class and initiate large group discussion.



Grade
level

7

Teacher Tips:

Critical thinking will facilitate prevention infusion. Suggested questions: What did I learn? What about the activity surprised me? What did I learn about myself? What will I start or stop doing after this experience?

STUDENT WORKSHEET

SUBJECT / VERB AGREEMENT: ALCOHOL ADDICTION IS A DANGER TO YOU HEALTH

COMPLETE EACH SENTENCE BELOW WITH THE CORRECT FORM OF THE VERB IN PARENTHESES.

1. Alcohol _____ (is, are) the most widely used and abused drug in America.
2. Alcohol abuse _____ (account, accounts) for approximately 98,000 deaths annually.
3. One-half of all arrests, 90 percent of all assaults, and over 50 percent of all rapes _____ (is, are) related to alcohol use.
4. Social costs of alcohol addiction _____ (amount, amounts) to \$118 billion year in lost work time and related health costs.
5. Alcoholism _____ (is, are) one of the most preventable illnesses.
6. Seven out of ten adults _____ (drink, drinks) alcohol.
7. Of these, one out of ten _____ (is, are) an alcoholic.
8. Ethyl alcohol _____ (work, works) much like ether -- acting as an anesthetic to put the brain to sleep.
9. A drinker in the early stage of alcoholism _____ (use, uses) alcohol as a coping device to relieve tension or escape from problems.
10. The alcoholic _____ (has, have) trouble stopping after one drink.
11. A drinker in the middle stage of alcoholism _____ (is, are) unable to get through the day without alcohol.
12. Tolerance _____ (build, builds) up and it is difficult to get the same effect with the same amount of alcohol.
13. The late-stage drinker may _____ (suffer, suffers) from reverse tolerance: the brain and liver can no longer tolerate a high level of alcohol, so the drinker becomes impaired after even small amounts of alcohol.
14. A late-stage drinker now _____ (live, lives) to drink.
15. At this point, the drinker _____ (hit, hits) rock bottom and will _____ (die, dies) without treatment.

WRITING

SUBJECT OBJECTIVE

Students will use high level thinking skills on prewriting activity.

PREVENTION OBJECTIVE

Students will gain increased awareness of effects of drugs on appearance and functioning.

Materials/Resources:


1. Student worksheet: "What Would They Say"

Activities/Procedures:

1. Discuss directions for worksheet with students.
2. Model possible responses for parent section.
3. After completion, students share responses in class discussion.

Extension Activities:

1. Using any of the responses on worksheet have students write point of view essay.
2. Use worksheets as a survey, have students compile and graph results.



Grade
level

7

Teacher Tips:

Critical thinking will facilitate prevention infusion. Suggested questions: What did I learn? How can I change? What surprised me about this activity? Which of the people in the activity would I choose to talk to if I knew someone who was using drugs?

Be prepared to guide students who may write inaccurate responses. Allow peer interaction for greatest impact.

STUDENT WORKSHEET

What Would They Say?



Tobacco
Cocaine
Beer
Marijuana
Hard Liquor

Pretend you are interviewing the person in the left column.
How would he/she respond to the question,

"How do you feel about _____?"

Limit your answers to no more than one sentence in each space.

Parent/Relative _____

Teacher _____

Heavy Drinker _____

You _____

Policeman _____

GRAMMAR

SUBJECT OBJECTIVE

Students will learn the correct use of quotation marks.

PREVENTION OBJECTIVE

Students will learn responses to use if someone offers them drugs.

Materials/Resources:


1. Student worksheet: "Dialogue"

Activities/Procedures:

1. Discuss directions on worksheet with class.
2. Have students read and discuss their responses.

Extension Activities:

1. Have students expand the "Dialogue" into paragraphs or stories involving a situation where they are approached by someone selling drugs.
2. Have these students act out some of these situations and responses.



Grade
level


7

Teacher Tips:

Critical thinking will facilitate prevention infusion. Suggested questions: What surprised me about this lesson? How could I use these responses in a stressful situation? Would I allow myself to do something I didn't want to do?

This activity can be used to help model the correct use of quotation marks.

"Dialogue"



Dialogue is conversation between people. Remember to use quotation marks when writing dialogue.

What would you say if somebody offered you drugs?

1. I might say, " _____
_____ ."

2. I'd say, " _____
_____ ."

3. " _____
_____ , " I'd quickly answer.

4. " _____
_____ , " I replied. "

5. I'd say, " _____
_____ ."

Be prepared to discuss answers with class.

GRAMMAR

SUBJECT OBJECTIVE

Students will identify groups of words as sentences, fragments or run-ons.

PREVENTION OBJECTIVE

Students will develop alternative activities to drinking alcohol at parties.

RESOURCES / MATERIALS:


1. Student worksheet: "Party Time"

PROCEDURES / ACTIVITIES:

1. Use this activity to help students recognize sentence structures.
2. Peer interaction through discussion of the worksheet after completion will underscore the importance of planning alternative activities to drug use.

EXTENSION ACTIVITIES:

1. Students can individually, or in small groups, list ways to turn down alcohol and other drugs at social gatherings with peers.
2. Students can write dialogues in which friends are chatting about the foolishness of using drugs.



Grade
level
7

Teacher Tips:

Critical thinking will facilitate prevention infusion. Suggested questions: What did I learn? What did I learn about me? What will I try to change? Can I feel good about myself and yet not go along with friends when I choose?

Partnership for a Drug-Free America has developed a convincing radio advertisement using the "dialogue" concept listed under Extension Activities.

STUDENT WORKSHEET

PARTY TIMES

EACH GROUP OF WORDS BELOW IS EITHER A SENTENCE, A FRAGMENT, OR A RUN-ON SENTENCE. ON THE LINE PROVIDED, CORRECT EACH GROUP OF WORDS SO THAT IT IS A COMPLETE SENTENCE. IF THE GROUP OF WORDS IS ALREADY A SENTENCE WRITE C ON THE SPACE.

1. Last weekend Carmen was invited to a party by some older kids on her blocks.

2. Carmen thought the party sounded like fun she admired the older kids.

3. Wanted them to like her.

4. She was happy that she had finally been invited to spend some time with them.

5. When Carmen got to the party.

6. She found out that no adults were home a bunch of her friends were hanging out.

7. Handed her a cup and she discovered it was beer.

8. Suddenly Carmen felt uncomfortable she really didn't want to drink beer.

9. She didn't want her friends to think she was just a little kid, or a "goody-goody".

10. Finally decided what to do.

11. At school a counselor had conducted a workshop to teach students "refusal skills".

12. Remembered several different ways to refuse the beer.

13. She could try telling the people who offered her the beer she was allergic to alcohol.

14. She could tell them that she was training for an athletic event.

15. Or she could be honest and say although she wanted them for friends, she didn't want to drink with them.

16. Decided to try the last method.

17. To her surprise, it worked, her host took away the glass of beer and brought her a soda.

18. Carmen noticed that several other kids stopped drinking the beer, too.

19. She wasn't the only one who didn't want to drink.

20. When she refused, she showed other kids at the party that you don't have to drink to have fun.

WRITING

SUBJECT OBJECTIVE

Students will write a correct paragraph using a topic sentence, detail or supporting sentences, and a restatement.

PREVENTION OBJECTIVE


Students will understand definitions of chemical dependency and will gain insight into addictions.

RESOURCES/MATERIALS:

1. Chalkboard or overhead projector and screen for visuals.

PROCEDURES/ACTIVITIES:

1. Begin a discussion session with this question: Who knows what a chemically dependent person is? After various responses, write on board: Someone who depends on alcohol and/or other drugs to go on living and cannot stop using them.
2. Ask: What kind of a person becomes chemically dependent? (Be sure to include just about anyone: not just "bums" or a homeless person. Suggest types of dissatisfaction that causes people to seek relief in drug use, such as family situations, poverty, personal esteem, grades.)
3. Emphasize that many people around each of us are dissatisfied with their lives. Suggest that smoking, drinking and drugs are often used to relieve stress, pain, and to help one temporarily forget about problems.
4. Ask students to name some of the unpleasant feelings all people sometimes experience (anger, fear, guilt, loneliness). Suggest that these feelings may increase likelihood of using drug and alcohol, thereby leading to addiction. Choosing unhealthy ways of handling pain is common for a lot of people.
5. While conducting the discussion outlined above, add more facts to the board or overhead.
6. Direct students to use the facts on the board to make sentences for the paragraph.



Grade
level
7

Teacher Tips:

Critical thinking will facilitate prevention infusion. Suggested questions: What did I learn? How did the class discussion make me feel? What can I start doing differently?

A possible "clincher" sentence: An individual needs to learn that drugs will not really help to take away the pain in one's life.

GRAMMAR

SUBJECT OBJECTIVE

Students will write in complete sentences, using proper grammar.

PREVENTION OBJECTIVE

Students will have a listing of ways to "say no" to drugs, created by their own class.

Materials/Resources:

1. Student handout/transparency: "40 Ways to Say No".
2. Student worksheet: "Ways to Say No!!"

Activities/Resources:

1. Using example sheet/transparency provided, teacher gives several examples of ways to say no.
2. Students individually create five possible responses.
3. Group students; using each student's five responses as a base, the group creates a list of the ten best responses.
4. Each group presents list to entire class, which then creates a master list for publication.

Extension/Activities:

1. Students could send a letter with their list to local newspapers or drug abuse agencies.
2. Role play using responses. Students vote on best group.



Grade
level

7

Teacher Tips:

Critical thinking will facilitate prevention infusion. Suggested questions: What did I learn? What surprised me about the responses that were developed? How can I really make use of these when I'm under pressure to use alcohol/other drugs?

WAYS TO SAY NO!!

Here is our list of ways you can say NO to any harmful activity!
40 Ways to Say No

1. The man on TV told me to stay tuned!
2. It's my parakeet's birthday!
3. I'm enrolled in an aerobics class and need to stay in shape.
4. I just don't feel like it now!
5. I have to go to the post office and see if I am still wanted!
6. I'm teaching my gerbil to yodel!
7. I would end up embarrassing myself!
8. I'm on a diet!
9. What else have you got!
10. I have to check the freshness dates on my dairy products!
11. I'm going through hot fudge sundae withdrawal!
12. I'm trying to see how long I can go without saying YES!
13. No thanks, I'm in training.
14. I'm too short/tall!
15. The President said he might stop by!
16. I'm attending the opening of my garage door!
17. I'm worried about my dog/cat!
18. I'm going down to the bakery and watch the bread rise!
19. I'm being deported!
20. No thanks, I want to keep a clear head!
21. I have too much guilt!
22. I have to sit up with a sick aunt!
23. I've been traded to Kansas City!
24. I have to wash, condition, and curl my hair!
25. I don't want to get into trouble with my parents/coach/teacher!
26. None of my socks match!
27. It's just not for me!
28. I'm high on life!
29. No thanks, I don't like the taste!
30. I've got to study later!
31. I'd rather dance!
32. I'm saving all my brain for science!
33. I have to bleach my hair!
34. My life is weird enough as it is!
35. My favorite commercial is on TV!
36. I like me just the way I am!
37. I think you want the other (your name).
38. No thanks, if I do I will lose all of my privileges!
39. It makes me tired!
40. Just plan NO!!!!!!!!!!!!

used with permission by
PRIDE International
50 Hurt Plaza, Suite 210
Atlanta, Georgia 30303
(800) 67-PRIDE

**WAYS TO SAY
NO**

1 . _____

2 . _____

3 . _____

4 . _____

5 . _____

W R I T I N G

SUBJECT OBJECTIVE

Students will use correct letter form to write their own letter to be mailed.

PREVENTION OBJECTIVE


Students will promote activities that reinforce the positive, drug-free elements of student life.

RESOURCES / MATERIALS:

1. Transparency showing correct letter form.
2. Display board listing addresses.
3. "Mail Box" (Large brown envelope, box or wire basket).

PROCEDURES / ACTIVITIES:

1. Direct students to scan the correct form of letter writing.
2. Students then compose a letter to one of three agencies below asking for posters, pamphlets, statistics or reports concerning alcohol and other drug abuse.
3. Students then write an anonymous letter asking questions they have concerning alcohol and other drugs. Explain that the letters will be graded for form and that they will be read the next day anonymously. Students "mail" the letters in the class mail box.



Grade
level

7

Teacher Tips:

Critical thinking will facilitate prevention infusion.

Suggested questions:

What did I learn? What surprised me about the activity? How can I use this to change something about me? What will I start doing as a result of what I learned?

L A N G U A G E A R T S

Post these Addresses.

**National Clearinghouse for Alcohol and Drug
Information**

**Box 2345
Rockville, MD 20852
(301) 468-2600**

**Institute of Black Chemical Abuse
2614 Nicollet Avenue
Minneapolis, MN 55408**

**Families Anonymous, Inc.
P.O. Box 528
Van Nuys, CA 91408**

**Southeast Regional Center for Drug-Free Schools &
Communities
University of Louisville
Room 314 Education
Louisville, KY 40292**

**Florida Alcohol and Drug Abuse Association
1286 North Paul Russell Road
Tallahassee, FL 32301
(904) 878-2196**

LETTER WRITING

This is a rough draft form for your letter to the drug agency.
After proofreading, recopy onto notebook paper.

Street Address _____
City, State, Zip _____
Date _____

_____ Name of Person or Organization
Street Address
City, State, Zip

_____ : Greeting

Closing _____

Signature _____

Name _____

LIBRARY SKILLS

SUBJECT OBJECTIVE

Students will demonstrate correct use of the card catalog and other media center resources.

PREVENTION OBJECTIVE

Students will learn which alcohol and other drug resources are available in the school media center.

MATERIALS / RESOURCES:


1. Student worksheet: "Media Center Scavenger Hunt".

ACTIVITIES / PROCEDURES:

1. Divide students into small groups.
2. Assign each group a particular number from which to start on the "Media Center Scavenger Hunt".
3. Conclude with class discussion about the media center resources in general and in particular, the available alcohol and other drug resources.

EXTENSION ACTIVITIES:

Students could read an article or book they find and prepare a short written or oral summary.



Grade
level

7

Teacher Tips:

Critical thinking will facilitate prevention infusion. Suggested questions: What did I learn? What surprised me about the available resources? What will I start doing differently as a result of this scavenger hunt?

Give bonus points / prizes to the group that finished first with the most correct answers.

This activity can also be conducted as an individual assignment.

Media Center Scavenger Hunt

1. Find the vertical file. Is there a folder on Alcoholism?
2. Look up Marijuana in the '88 Reader Guide. List one article that appears under this heading.
3. Under what Dewey Decimal numbers would books on substance abuse be shelved?
4. In the Encyclopedia Britannica, on what pages would you find information about cocaine?
5. In the World Book Encyclopedia, on what pages would you find information about heroine?
6. Find the title of a non-fiction book that talks about drugs.
7. Look up "Addiction" in the unabridged dictionary. Write the first definition.
8. On what page do you first find Columbia in the Rand McNally Atlas.
9. In the card catalog, is there a subject card for Alcohol? Drugs? Cigarettes?
10. List the name of an author who has written a book about alcoholism.

W R I T I N G

SUBJECT OBJECTIVE

Students will write for a variety of purposes and audiences using all stages of the writing process.

PREVENTION OBJECTIVE

Students will recognize and practice resisting pressures to use alcohol and other drugs.

MATERIALS / RESOURCES:


1. Teacher activity page: "Sticky Situations"

ACTIVITIES / PROCEDURES:

1. Divide the students into groups of three to five and give each group a situation slip. The group will write a short script (play) dealing with the situation.
2. Students act out or present their scripts and plays.
3. Conduct class discussions for each situation.

EXTENSION ACTIVITIES:

1. If possible, videotape the plays and show them to other classes.
2. Have students create their own sticky situations.

**Teacher Tips:**

Critical thinking will facilitate prevention infusion. Suggested questions: What did I learn about myself? What will I change in the future? What surprised me most about the scripts?

Cut out each situation and give one to each student group (or let them choose one).

STICKY SITUATIONS



You just discovered your older brother is dealing drugs.

Everyone in your group smokes but you. They've been teasing you about it. Describe a scene where you're being teased and how you deal with it.

You and a group of friends vandalize the school over the weekend. You feel guilty.

Your best friend has a bottle of whiskey in her locker. You know she has a problem with drinking.

Your parents said to be in by 12:00. You get home at 2:00 and your parents are waiting up.

You're at a party and your ride has been drinking heavily. He insists on driving.

You and your friends hate the drug problem in your community. You've decided to do something about it.

WRITING

SUBJECT OBJECTIVE

Students will learn to use prediction based on stated information and background knowledge.

PREVENTION OBJECTIVE

Students will gain awareness of alcoholism's emotional and financial costs to families and society.

RESOURCES / MATERIALS:


1. Teacher Background Information: Just the Facts: Alcohol.
2. Overhead projector, transparencies and pen.
3. Teacher Background Information: Story about Mary Ann.
4. Student Worksheet: "What Do You Think?"

PROCEDURES / ACTIVITIES:

1. Teacher reads paragraph 1 and 2 aloud to students. Do not tell them the original name of the story. Students then answer question 1 on worksheet.
2. Read paragraph 3. Students answer question 2.
3. Read paragraph 4,5, and 6. Students answer question 3.
4. After finishing the article, direct students to check their predictions.
5. Students then create two possible titles for the article.

EXTENSION ACTIVITIES:

Students could write follow-up articles. The title could be "Mary-Ann - One year later."



Grade
level

7

Teacher Tips:

Critical thinking will facilitate prevention infusion. Suggested questions: What did I learn? What was I feeling as I heard the story? What surprised me about the prediction activity?

TEACHER BACKGROUND INFORMATION

"STORY ABOUT MARY ANN"

1. Mary Ann lives in a nice house in a suburb of Washington. Her mother and father both work in the city and provide Mary Ann with everything she needs. She has a red 10-speed bike, and even her own VCR. She is very lucky.
2. But until recently, Mary Ann never invited anyone from her school over to her house to play with her stuff. In fact, she didn't have many friends. She was quiet and withdrawn, and seemed pretty lonely.
3. Mary Ann's father has alcoholism. His disease caused him to lose control over his drinking. When he came home from work, he started drinking alcohol, and he couldn't seem to stop. When he had been drinking, Mary Ann's father acted strange.
4. Sometimes he would shout at her or her mother for no reason. He would break things, or slam out of the house in rage. It was frightening to see her kind, funny father acting so violent. Afterwards her father would be very sorry and shower Mary Ann and her mother with presents.
5. All of this was very confusing. Mary Ann felt sad about it. And she wondered whether her father's weird behavior was her fault. If she could just be better behaved, he might stop, she thought. But no matter how good she was, the drinking and the violent behavior continued.
6. At school, Mary Ann got quieter and quieter. She didn't feel like having anyone over to spend the night, in case her father got drunk. She felt so bad that she had a hard time concentrating on her homework, and started getting poor grades. She felt like she was losing control over her life, too.

But Mary Ann was lucky. She had a teacher who recognized some of the symptoms Mary Ann was developing. Many children of alcoholics begin acting the way Mary Ann acted, and her teacher knew the signs.

Mary Ann's teacher approached Mary Ann and tried to talk to her about her problems. At first Mary Ann felt mad at her teacher and said nothing was wrong at home. But after a while Mary Ann began to trust her teacher. And she found out that talking about her father's drinking made her feel less lonely. The teacher explained to Mary Ann that her father had a disease. It was a relief to understand that her father's drinking wasn't Mary Ann's fault. Mary Ann began to feel that she hated alcoholism - but she still loved her father.

Mary Ann asked her teacher what she could do to help her father. The teacher explained that family members often can't help the alcoholic overcome the disease. Alcoholics, like any people who are ill, need to get professional help. There are many groups and organizations that treat alcoholism.

Mary Ann's teacher called her mother, and together they tried to convince Mary Ann's father to seek help. It wasn't easy. At first, her father insisted that he didn't have a problem. But finally he went to talk to his doctor. His doctor referred him to a support group, and with the group's help Mary Ann's father stopped drinking. He attends meetings to help him keep control of his disease. Mary Ann attends meetings also. At her group, called Alateen, she meets with other young people and discusses the problems of having an alcoholic father or mother. Now she knows that she's not alone. She has started making friends, and she feels a lot better about herself.

You may have watched a TV show called "Shattered Spirits" that showed what happened in a family with an alcoholic parent. The problems that show dramatized probably were familiar to many of the viewers. In the United States , according to experts at the National Clearinghouse for Alcohol Information, 7 million people under the age of 20 live with at least one alcoholic parent - as Mary Ann does. The center provides information designed to help these young people. You can find out more about the information by reading the Tips for Parents below.

Anticipating a widespread response to the television show "Shattered Spirits" which aired on ABC, the National Clearinghouse for Alcohol Information prepared a set of free kits to distribute to children, parents, community organizations and clinicians. They are available from:

**National Clearinghouse for Alcohol Information,
P.O. Box 2345, Rockville, Md, 20852
(301) 468-2600.**

STUDENT HANDOUT

What Do You Think?

1. Why do you think Mary Ann is quiet, withdrawn and doesn't have friends?

2. How do you think her father acted?

3. What do you think Mary Ann should do?

Create two possible titles for the article you have just heard.

GRAMMAR

SUBJECT OBJECTIVE

Students will identify sentence structure and parts of speech.

PREVENTION OBJECTIVE

Students will gain insight into the drug problem including its cost to society/family.

MATERIALS / RESOURCES:


1. Student handout "Parts of Speech".

ACTIVITIES / PROCEDURES:

1. Direct students to identify the parts of speech. Once finished, have them write a second paragraph continuing the scene.
2. Share selected papers with the class.
3. Process the lesson with questions and discussion.

EXTENSION ACTIVITIES:

1. The students can circle a particular part of speech in their paragraphs.
2. The students can identify the parts of speech you omitted (conjunction, interjection) and make sure they use these parts of speech in their paragraphs.





Grade
level

7

Teacher Tips:

Critical thinking will facilitate prevention infusion. Suggested questions: What did I learn? How did the paragraph I wrote make me feel? Is there anything I can do if I know someone whose parent is an alcoholic?

This activity can be used as a Quiz/Review for parts of speech.



Parts of Speech



Directions:

1. Number your paper 1-15 and identify the parts of speech for the highlighted words.
2. Write another short paragraph finishing the story.

The (1) **boy**, Jason, didn't understand why his (2) **father** (3) **treated** his family so (4) **badly**. But no one could deny that the horrible yelling and strange behavior in public embarrassed his sisters and him. (5) **He** was (6) **too** (7) **young** to know what was (9) **terribly** wrong (10) **with** his dad. Once, his sister was having a (11) **dreadful** fight with Jason's father and she (12) **called** him an "alcoholic." That was a (13) **dirty** (14) **word** in their family. The father (15) **severely** slapped her.

One day . . .

WRITING

SUBJECT OBJECTIVE

Students will write a cause/effect paragraph using the steps of the writing process.

PREVENTION OBJECTIVE

Students will gain an understanding of how using alcohol/drug affects activities requiring motor coordination.

RESOURCES / MATERIALS:


1. Teacher Background Information: Just the Facts: Alcohol.
2. Overhead projector, transparencies and pen.
3. Teacher Background Information: Story about Mary Ann.
4. Student Worksheet: "What Do You Think?"

PROCEDURES / ACTIVITIES:

1. Read article to class.
2. Review directions on student worksheet with the class.
4. After students complete paragraphs let them exchange papers for editing.
5. Process the activity with the question and discussion.

EXTENSION ACTIVITIES:

1. Have students brainstorm ways hotel management could prevent further tragedies.
1. Compile the suggestions and write letters to hotels in Daytona Beach with the results.



Grade
level

7

Teacher Tips:

Critical thinking will facilitate prevention infusion. Suggested questions: What did I learn? How can I make a difference? Can I start changing anything? How did this information surprise me?

Teacher Background Information**Newspaper Article****The Orlando Sentinel, Sunday, March 25, 1990
STUDENT HURT IN YEAR'S 2ND BALCONY FALL**

Daytona Beach - A St. Petersburg Junior College student was in guarded condition Saturday after falling off his hotel balcony. Michael John Lenas, 23, was trying to climb from the first floor of the parking garage to the second at about 2 a.m., Daytona Beach police said. As Lenas reached the second floor, the balcony cement railing broke and he fell. He was taken to the Peninsula Medical Center in Ormond Beach with a cut on his forehead and complaining about pain in his left arm, police said. A nursing supervisor at the hospital wouldn't comment on his injuries. Lenas is the second spring breaker to fall from a hotel balcony this year. An Orlando woman died February 18 after falling from a sixth-floor balcony. Last year, at least nine people fell from roofs or balconies, resulting in one death: an Illinois man who fell from a fourth-floor balcony while trying to catch a Frisbee.

used with permission of
The Orlando Sentinel, Orlando, Florida
March 25, 1990

STUDENT WORKSHEET

Deadly Serious . . .

Every spring break someone fall from a motel balcony and either dies or is seriously injured. Select one of the possible root causes from the below and write a short paragraph telling why the young get themselves in such a dangerous situation.

RISK-TAKING**ALCOHOL****PEER PRESSURE****HORSING AROUND****DRUGS****REBELLION AGAINST AUTHORITY**

WRITING

SUBJECT OBJECTIVE

Students will write opinion and experiential pieces using the writing process.

PREVENTION OBJECTIVE

Students will create an understanding of the drug problem and its costs to society.

MATERIALS / RESOURCES:


1. Contest rules for "Rap Against Drugs".

ACTIVITIES / PROCEDURES:

1. You may use this activity as a 1 - 2 day in-class project. This can also be an extra credit project.
2. The student can work individually or in a group.
3. This assignment can be turned into a week-long segment of part of a unit where each group presents its writing to the class.

EXTENSION ACTIVITIES:

If possible, videotape the performances. Another possibility might be to make these presentations a part of a talent show.



Grade level
7

Teacher Tips:

Critical thinking will facilitate prevention infusion. Suggested questions: What did I learn? What was I feeling as I did the activity?

RAP AGAINST DRUGS

CONTEST RULES

1. Your group (no more than three) needs to create a rap, song or poem with a strong anti-drug message.
2. Make sure your piece is original.
3. Don't forget to conference with me before your performance.
4. Entries will be judged on creativity, originality, message and peer opinions.
5. Prizes will be _____.

VOCABULARY

SUBJECT OBJECTIVE

Students will demonstrate knowledge of grade-level vocabulary.

PREVENTION OBJECTIVE

Students will become familiar with terminology associated with substance abuse.

Materials/Resources:

1. Student worksheet: "Vocabulary Bingo".
2. Student handout: "Vocabulary List".
3. Teacher Background Information: "Vocabulary List".



Grade
level

7

Activities/Procedures:

1. Use with substance abuse vocabulary list or with any other vocabulary list.
2. Have the students pick words from their list and place them on the bingo grid.
3. Teacher can either call out the words or for a more difficult activity simply call out the definitions of the words.
4. Discuss inaccurate conceptions about drugs, alcohol, and addictions while processing activity.

Teacher Tips:

Critical thinking will facilitate prevention infusion. Suggested questions: What did I learn? What surprised me about the information? What will I stop doing? Is there something I can start to change? Is there someone I can try to help?

Extension Activity:

Have students use five of the words (or the winner's six words) in complete sentences.

L A N G U A G E A R T S

Vocabulary Bingo Teacher Background Information

Vocabulary List

- | | | | |
|------|---------------|------|----------------|
| *1. | alcohol | 42. | prosecute |
| 2. | drug | 43. | toxins |
| 3. | cocaine | 44. | reefer |
| 4. | cigarette | 45. | dope |
| 5. | marijuana | 46. | hash |
| 6. | crack | 47. | uppers |
| 7. | amphetamines | 48. | quaaludes |
| 8. | nicotine | *49. | hallucinations |
| 9. | PCP | 50. | paranoia |
| 10. | habit | 51. | coma |
| 11. | physician | 52. | acid |
| 12. | inject | 53. | codeine |
| *13. | counseling | 54. | illicit |
| *14. | enforcement | 55. | morphine |
| *15. | substance | 56. | DEA |
| 16. | narcotic | 57. | alcoholism |
| 17. | peers | *58. | intoxicated |
| 18. | crime | 59. | ecstasy |
| 19. | expulsion | 60. | tranquilizer |
| 20. | steroids | *61. | inhalants |
| 21. | cannabis | 62. | roach |
| 22. | pot | 63. | high |
| 23. | grass | 64. | bong |
| 24. | speed | 65. | downers |
| 25. | addiction | 66. | delusion |
| 26. | LSD | 67. | convulsions |
| 27. | heroin | 68. | angel dust |
| 28. | illegal | 69. | smack |
| *29. | needles | 70. | prescription |
| 30. | pipes | 71. | stimulant |
| 31. | paraphernalia | 72. | FDA |
| 32. | law | 73. | psychoactive |
| 33. | hazardous | 74. | AIDS |
| *34. | pharmacist | *75. | designer drugs |
| 35. | tobacco | 76. | withdrawal |
| *36. | prevention | 77. | dependence |
| 37. | juvenile | 78. | joint |
| 38. | abuse | 79. | sedative |
| *39. | legislation | *80. | opium |
| 40. | minor | | |
| *41. | suspension | | |

*These words are not used in the word search puzzle.

STUDENT HANDOUT

L A N G U A G E A R T S

Vocabulary List

This is a list of terms that have been used to generate the following vocabulary assignments.

- | | |
|-------------------|--------------------|
| 1. alcohol | 41. suspension |
| 2. drug | 42. prosecute |
| 3. cocaine | 43. toxins |
| 4. cigarette | 44. reefer |
| 5. marijuana | 45. dope |
| 6. crack | 46. hash |
| 7. amphetamines | 47. uppers |
| 8. nicotine | 48. quaaludes |
| 9. PCP | 49. hallucinations |
| 10. habit | 50. paranoia |
| 11. physician | 51. coma |
| 12. inject | 52. acid |
| 13. counseling | 53. codeine |
| 14. enforcement | 54. illicit |
| 15. substance | 55. morphine |
| 16. narcotic | 56. DEA |
| 17. peers | 57. alcoholism |
| 18. crime | 58. intoxicated |
| 19. expulsion | 59. ecstasy |
| 20. steroids | 60. tranquilizer |
| 21. cannabis | 61. inhalants |
| 22. pot | 62. roach |
| 23. grass | 63. high |
| 24. speed | 64. bong |
| 25. addiction | 65. downers |
| 26. LSD | 66. delusion |
| 27. heroin | 67. convulsions |
| 28. illegal | 68. angel dust |
| 29. needles | 69. smack |
| 30. pipes | 70. prescription |
| 31. paraphernalia | 71. stimulant |
| 32. law | 72. FDA |
| 33. hazardous | 73. psychoactive |
| 34. pharmacist | 74. AIDS |
| 35. tobacco | 75. designer drugs |
| 36. prevention | 76. withdrawal |
| 37. juvenile | 77. dependence |
| 38. abuse | 78. joint |
| 39. legislation | 79. sedative |
| 40. minor | 80. opium |

V O C A B U L A R Y

B I N G O

ALCOHOL

Classification:	Depressant
Slang Names:	Booze, Juice, Brew, Vino, Hooch
Method of Use:	Orally
Dependence Potential:	Physically and psychologically addictive

Alcohol is the most widely used and abused drug in America.

Alcohol abuse accounts for approximately 98,000 deaths annually. More than one-half of all murders are committed by people under the influence of this drug. One-half of all arrests, 90 percent of assaults, and over 50 percent of all rapes are related to alcohol use.

One out of every three American adults—56 million people—reports that alcohol abuse has brought trouble to his or her family. Drinking is estimated to be involved in about 50 percent of all spouse abuse cases and up to 30 percent of child abuse cases.

Social costs of alcohol addiction amount to \$118 billion a year in lost work time and related health costs, according to the National Institute on Drug Abuse figures. Federal spending on research in alcohol addiction totaled \$81 million in 1988, according to the National Institute on Alcohol Abuse and Alcoholism.

Alcoholism is one of the most preventable illnesses; yet seven out of ten adults drink alcohol. Of these, one out of ten is an alcoholic.

What is Alcohol?

The active ingredient in all alcoholic beverages is ethyl alcohol (ethanol), which is produced by yeast cells acting on carbohydrates in fruits and grains. Ethyl alcohol works much like ether—acting as an anesthetic to put the brain to sleep.

Alcohol is a central nervous system depressant that slows down bodily functions such as heart rate, pulse, and respiration. Small quantities of alcohol may induce feelings of well-being and relaxation; but in larger amounts, alcohol can cause intoxication, sedation, unconsciousness, and even death.

There are three types of alcoholic beverages:

Beer is fermented from grains and contains three to six percent alcohol.

Wine is fermented from fruit and normally contains 12 to 14 percent alcohol. Fortified wines have additional alcohol added and contain 18 to 20 percent alcohol. Wine coolers are a mixture of fruit juice, sugar, and red or white wine, and contain four to seven percent alcohol. (This is approximately the same alcoholic content as beer.)

Liquor is made from distilled (boiled off) alcohol and contains 40 to 50 percent alcohol. This is expressed as degrees of proof (two proof equals one percent alcohol). For example, 80 proof liquor is 40 percent alcohol.

Factors That Influence Alcohol's Effects

Drinking has different effects on different people, and the same amount of alcohol can affect the same person differently on different occasions. Four factors influence how alcohol affects people:

1. **Amount of Alcohol.** The more alcohol, the stronger the effects. A person may drink beer, wine, or whiskey; what matters is the amount of alcohol that is consumed.
2. **Body Weight.** People who weigh more are less affected by the same amount of alcohol than lighter people. Alcohol is water soluble—heavier people have more blood and water in their bodies, so the same amount of alcohol will be more diluted.

Gender also affects the influence of alcohol. Women have a higher proportion of fat and lower amounts of water in their bodies than men; therefore, a woman will have a higher blood alcohol content than a man who is of the same weight and who drinks the same amount.

3. **Food.** Alcohol “goes to the head” more slowly if one has just eaten or if one eats while drinking. Food slows down the passage of alcohol from the stomach to the small intestine.
4. **Attitudes.** What a person expects to happen after drinking has a lot to do with what does happen. A drinker who expects to get “high” is more likely to feel or act “high.” In one study, an experienced group of drinkers was given a glass of something nonalcoholic but was told it contained alcohol. Most of the group still got “high.”

Immediate Effects of Alcohol

When consumed, alcohol goes right to the stomach and passes through to the small intestine, where it is absorbed into the bloodstream. It takes about 30 seconds for the first amounts of alcohol to reach the brain after ingestion. Once there, alcohol acts primarily on nerve cells deep in the brain.

One drink for the average person (a 12-ounce beer, five ounces of wine, or one and one-half ounces of 80-proof whiskey) will bring a feeling of relaxation. Two and a half drinks in an hour can affect the drinker's judgment and lower his inhibitions. Five drinks in two hours will raise the blood alcohol level (BAL) to 0.10, the level considered illegal for driving in most states. The blood alcohol level is the percentage of alcohol in the bloodstream.

After this amount of alcohol, the average drinker will experience blurred vision, slurred speech, poor muscle coordination, and a lack of rational judgment. Ten drinks will yield a blood alcohol level of 0.20. It will take ten hours for the alcohol to be completely metabolized. After more than 12 drinks, the BAL will rise to 0.30 and the drinker will be in a stupor. A BAL of 0.40 to .050 will induce coma. A drinker in this condition may be near death because he could vomit and choke while unconscious. Breathing is likely to stop with BAL of .60.

Eliminating alcohol from the body is a long process. About 90 percent must be metabolized through the liver. The remaining ten percent is eliminated through the lungs and urine. It takes about one hour to eliminate one-half ounce of alcohol.

Heavy drinking in a short period of time will often cause a hangover the next day. A hangover is a sign of alcohol poisoning; it is the body's reaction to alcohol withdrawal. Symptoms of a hangover include nausea, disorientation, headache, irritability, and tremors.

What is Alcoholism?

Though there are many definitions, E.M. Jellinek, a pioneer in alcohol studies, defines alcoholism as "any use of alcoholic beverages that causes any damage to the individual or to society or both."

Currently there are three different theories to explain alcoholism:

Genetic Theory defines alcoholism as the result of a predisposed reaction to alcohol due to chromosomes, genes, or hormonal deficiencies.

Psychological Theory defines alcoholism as a condition that exists in which people have a preset disposition or personality that sets off a reaction to alcohol.

Sociological Theory defines alcoholism as a learned response and that addiction is a result of the influences of society.

Whatever definition or theory we use, we know that alcoholism is a progressive illness that can be treated. Each alcoholic has a different drinking pattern, but the one thing all alcoholics have in common is an uncontrollable drinking habit.

Alcoholism has three distinct stages:

Early Stage

A drinker in the early stage of alcoholism uses alcohol as a coping device to relieve tension or escape from problems. The drinker must drink more and more to achieve the same effect, and he has trouble stopping after one drink. He makes promises to quit drinking but never follows through.

Middle Stage

A drinker in the middle stage of alcoholism cannot get through the day without alcohol. He may need a drink in the morning to overcome the "shakes." The middle-stage drinker will begin to manipulate others, lie about drinking, and may drink in secret or hide alcohol. It is harder and harder to get the same effects as tolerance builds. Irregular heart beat, hypertension, loss of appetite, irritability, and insomnia are physical and psychological problems at this stage. He denies drinking is a problem.

Late Stage

The drinker now lives to drink. He avoids and distrusts others. All ambition is lost and the drinker is unable to cope with responsibility and is often absent from work. A late-stage drinker may suffer from reverse tolerance: the brain and liver can no longer tolerate a high level of alcohol, so the drinker becomes impaired after even small amounts of alcohol.

Malnutrition, nerve dysfunction, loss of memory, mental confusion, impaired vision, hypertension, heart disease, cirrhosis of the liver can occur during this stage. If drinking stops, there are severe withdrawal reactions. Late stage psychological problems include shame, guilt, severe depression, violent behavior, low self-esteem, loss of control of emotions, loss of concentration and learning ability.

At this point, the drinker hits rock bottom. The alcoholic may continue to drink despite pain or disability. His only viable alternative is to seek treatment.

Long-term Effects of Alcohol

Frequent and prolonged use of alcohol has many detrimental effects on the body. Heavy drinkers develop a tolerance for alcohol, which means that larger amounts of alcohol are needed to get the desired effect.

A drinker is physically dependent if he experiences withdrawal symptoms when alcohol use is discontinued abruptly. Symptoms vary but include delirium tremors (the "DTs"), cramps, vomiting, elevated blood pressure, sweating, dilated pupils, sleep problems, irritability and convulsions. Most of these symptoms will subside in two to three days, though irritability and insomnia may last two to three weeks. A drinker is psychologically dependent when he becomes so preoccupied with alcohol that it is difficult to do without it.

Short-term memory loss and blackouts are common among heavy drinkers. A blackout, which is an amnesia-like period often confused with passing out or losing consciousness, results when the drinker appears normal and may function normally; however, the person has no memory of what has taken place. Research indicates that blackouts are associated with advanced stages of alcoholism, and there is a correlation between the extent and duration of alcohol consumption during any given drinking episode and the occurrence of blackouts.

Medical Complications of Heavy Alcohol Use

Gastrointestinal System

Alcohol acts as an irritant and increases the amount of hydrochloric acid (a digestive juice) that is secreted from the stomach lining. Intoxicating amounts of alcohol cause the digestive process to stop, robbing the body of vital vitamins and minerals.

Alcohol in combination with other stomach irritants such as aspirin can cause gastritis, ulcers, and severe bleeding.

Liver Disorders

The liver maintains the blood sugar level in the body. This sugar (glucose) is the only source of energy that brain cells can use. When alcohol is consumed, the liver's attention is diverted from maintaining the sugar level to ridding the body of the alcohol, thus denying the brain the energy it needs to function properly.

Liver disorders associated with heavy alcohol use are:

Fatty liver gets its name from the deposits of fat that build up in normal liver cells. It is caused by the decreased breakdown of fatty acids by the liver and occurs when 30 to 50 percent or more of the drinker's dietary calories consist of alcohol. Acute fatty liver is reversible if alcohol use is stopped.

Alcoholic hepatitis often follows a severe or prolonged bout of heavy drinking. The liver becomes inflamed, damaging many liver cells, and metabolism is seriously disturbed. Symptoms include jaundice (yellowish color of the skin and whites of the eyes), weakness, loss of appetite, nausea, vomiting, low-grade fever, dark urine and mild weight loss. Alcoholic hepatitis is usually reversible with abstinence from alcohol. In some drinkers, it can be fatal or can become chronic. Alcoholic hepatitis precedes alcoholic cirrhosis in some cases.

Cirrhosis of the liver is a condition in which there is major destruction of liver cells and a build-up of scar tissue. One in ten long-term heavy drinkers will eventually develop cirrhosis of the liver, and because of the irreversible damage caused, a person with cirrhosis will most likely die within five years.

Heart Disease

Moderate drinking causes a significant rise in blood pressure. Heavy alcohol use is an important factor in causing high blood pressure and enlarged heart, which increase the risk of heart attack and stroke. As few as two drinks a day can lead to impaired muscle functioning of the heart.

Reproduction and Pregnancy

Effects of heavy alcohol use include missed menstrual periods in women and diminished libido and possible sterility in men.

A woman who drinks alcohol during pregnancy risks the health of her unborn child. Alcohol passes freely through the placenta, creating a level in the fetus almost identical to that in the mother. Babies whose mothers drink frequently or heavily during pregnancy may be born with serious birth defects. These defects are termed Fetal Alcohol Syndrome (FAS) or Fetal Alcohol Effects (FAE), which include babies affected by alcohol but without the full set of FAS characteristics. These characteristics are low birth weight, physical deformities, heart defects, joint and limb malformations and mental retardation. FAE complications include spontaneous abortion, stillbirth delivery, low birth weight, neurobehavioral abnormalities, mental retardation, cerebral palsy and learning disorders.

»

Treating Alcoholism

The sooner alcoholism is detected, the better the chances of recovery. There are several effective treatment methods for alcoholism, and what works for one person may not work for another. Many options should be explored when seeking help. Local or state health organizations can be contacted to find out what treatment exists in each community.

The important part of seeking treatment is the motivation and determination of the alcoholic to recover. It is also important for the family of the alcoholic to participate in treatment so they will better understand the alcoholic's problems and how family members also have been affected by alcohol.

For More Information:

The Clearinghouse
Florida Alcohol and Drug Abuse Association
1286 North Paul Russell Road
Tallahassee, Florida 32301
904/878-2196

AMPHETAMINES

Classification:	Stimulants
Slang Names:	speed, ups, uppers, white crosses, dexies, bennies, black beauties, crystal and crank
Mode of use:	swallowed (capsule form), sniffed, injected
Dependence Potential:	psychologically addictive

What are Amphetamines?

Amphetamines are synthetic psychoactive drugs that stimulate or increase the action of the central nervous system. They are available legally by prescription, and have been used medically to treat obesity, fatigue and depression. Today, medical use of amphetamines are limited to treating MBD (minimal brain dysfunction) in children and narcolepsy, a rare disorder in which an individual is overcome by sudden and uncontrollable attacks of deep sleep.

Amphetamines have become a popular "street drug." Legally produced amphetamines may be sold on the black market but quality and quantity of the drug may vary. Underground chemist have also developed a "look-alike" amphetamine that is being sold on the street. "Look-alikes" are drugs manufactured to look like real amphetamines and mimic their effects. They are sold on the street as "speed" or "uppers" and are expensive, even though they are a weak substitute for amphetamines. The drugs contain varying amounts of less potent stimulants such as caffeine, ephedrine and phenylpropanolamine - all legal substances that are usually found in over-the-counter diet pills and decongestants.

One the greatest dangers of "look-alikes" is that they are readily available and there is no way to know what you're really getting. There have been reports of users who have overdosed because they unknowingly purchased real amphetamines and took the same amount as they would take of the "look-alikes." Users of true amphetamines may also underestimate the potency of the "look-alike" drugs and take excessive amounts that can result in a toxic reaction.

Short-term Effects of Amphetamine Use

The effects of any drug depend on the amount taken, the past drug experience of the user, circumstances in which the drug is taken (the place, feelings, activities, and other people involved) and the mode in which the drug is taken.

At low doses, amphetamines reduce appetite, increase breathing and heart rate, raise blood pressure, and dilate the pupils. Moderate doses can cause a dry mouth, fever, sweating, headache, blurred vision, dizziness, diarrhea, constipation and loss of appetite. High doses of amphetamines may cause flushing, pallor (become pale), very rapid and irregular heart beat, tremors, loss of coordination or physical collapse. Injecting amphetamines creates a sudden increase in blood pressure that can cause death from stroke, very high fever, or heart failure.

In addition to the physical effects of amphetamines, users report feeling restless, anxious and moody. Increased doses intensify the effects and users may become excited, talkative and have a false sense of self-confidence or superiority. They may behave in a bizarre manner and some become aggressive and hostile.

Long-term Effects of Amphetamine Use

Prolonged use of amphetamine can lead to malnutrition and vitamin deficiencies, skin disorders, ulcers, lack of sleep, weight loss and depression. Frequent use of large amounts can produce brain damage that results in speech and thought disturbance.

Users of large amounts of amphetamines over a long period of time can develop an amphetamine psychosis, a mental disorder very similar to paranoid schizophrenia. They hallucinate (see, hear and feel things that do not exist), experience delusions (irrational thoughts or beliefs) and become paranoid (feel as though people are out to get them). People in this state usually exhibit a bizarre - sometimes violent behavior. Symptoms usually disappear within a couple of weeks after drug use stops.

Amphetamines also have the potential to produce tolerance - meaning that increased amounts of the drug are needed to achieve the desired effects.

Withdrawal symptoms can also occur when the use of the drug is stopped abruptly. Users may experience fatigue; long, but disturbed, periods of sleep; irritability, intense hunger; and moderate to severe depression. The length and severity of the depression seems to be related to how much and how often the amphetamines were used.

The effects of amphetamines on the fetus during pregnancy have not been fully established. Experiments with animals suggest that use of this drug during pregnancy may produce adverse behavioral effects such as hyperexcitability in offspring. Babies born to amphetamine - abusing mothers may also experience withdrawal symptoms shortly after birth.

Signs and Symptoms of Amphetamine Use

Below are several signs that may indicate the use of amphetamines.

- Dilated pupils**
- Dry mouth and nose**
- Bad breath**
- Frequent lip licking**
- Excessive activity, difficulty sitting still, lack of interest in food or sleep**
- Irritable, moody, nervous**
- Argumentative**
- Talkative**

For More Information:

Florida Alcohol and Drug Abuse Association Clearinghouse
1286 North Paul Russell Road
Tallahassee, Florida 32301
(904) 878-06922

This material was printed and distributed as a part of a contract with the Department of HRS, Alcohol, Drug Abuse and Mental Health Program Office - Drug Abuse Section and The Department of Education. The contents should not be construed as official policy of the funding agency.

BARBITURATES

Classification:	Sedative Hypnotic
Slang Names:	barbs, bluebirds, blues, tooies, downers, phennies, yellow jackets, blue devils, reds and rainbows
Method of use:	swallowed, injected
Dependence Potential:	physically and psychologically addictive

What are Barbiturates?

Barbiturates are a synthetic drug classified as a sedative hypnotic. Sedative hypnotics depress or slow down the body's functions. Often these drugs are referred to as tranquilizers, sleeping pills, or simply sedatives. Their effects range from reducing anxiety to inducing sleep, depending on the amount taken.

There are several medical uses for barbiturates, besides controlling anxiety and sleep disturbances. They are also used as a mild form of anesthesia and to control peptic ulcers, high blood pressure and epileptic seizures.

Barbiturates are also a popular "street" drug. Commonly abused barbiturates include amobarbital (Amytal), pentobarbital (Nembutal), and secobarbital (Seconal). These drugs account for approximately one-third of all reported drug-related deaths, including suicides and accidental drug poisonings. Accidental deaths may occur when a user takes one dose, becomes confused, and unintentionally takes an additional or larger dose.

Using barbiturates in conjunction with alcohol is especially dangerous; because alcohol is also a CNS (central nervous system) depressant, the effects are multiplied and the risk of death increases. Overdose deaths are more frequent when alcohol and barbiturates are mixed, whether accidentally or deliberately.

Physical Effects

The effects of barbiturates are much like the effects of alcohol. Small amounts produce calmness and relax muscles. Larger doses cause slurred speech, staggering, and poor judgement. High doses can cause unconsciousness and death. Effects of prescribed doses of short-acting barbiturates such as secobarbital generally last 4 - 6 hours while effects from phenobarbital, a longer-acting barbiturate will last from 8 - 12 hours.

When taken, barbiturates slow down CNS activities such as heartbeat, breathing, brain activities and reflexes. Because physical and mental responses are slowed down, it is dangerous for users to drive a car or operate machinery while under the influence of this drug. Other physical effects of barbiturates use include difficulty in breathing, lethargy, allergic reactions, nausea, and dizziness.

Psychological Effects

Barbiturates produce a feeling of euphoria, tranquility and temporary relief of anxiety. Regular and prolonged use of barbiturates induce tolerance—the need for higher doses of a drug to produce the desired effect. Physical and psychological dependence and withdrawal symptoms occur when use of the drug is abruptly stopped. Withdrawal symptoms range from restlessness, insomnia and anxiety to convulsions and death.

Because the drug can easily pass through the placenta, use of barbiturates during pregnancy may cause birth defects and behavioral problems in babies. Babies may be physically dependent on the drug at birth and experience withdrawal symptoms shortly after they are born. Their symptoms may include breathing problems, feeding difficulties, disturbed sleep, sweating, irritability, and fever.

Signs and Symptoms

The following signs and symptoms may indicate the use of barbiturates.

Symptoms of alcohol intoxication with no odor on the breath, however many users combine alcohol and barbiturates

Slurred speech, lethargic

Lack of facial expression or animation

Activities such as frequent visits to several physicians to obtain prescriptions to treat nervousness, insomnia, stress, or tension. Abusers may also visit numerous pharmacists to have the prescription filled

For More Information:

Florida Alcohol and Drug Abuse Association Clearinghouse
1286 North Paul Russell Road
Tallahassee, Florida 32301
904/878-6922

This material was printed and distributed as a part of a contract with the Department of HRS, Alcohol, Drug Abuse and Mental Health Program Office—Drug Abuse Section and the Department of Education. The contents should not be construed as official policy of the funding agency.

CHILDREN OF ALCOHOLICS

In the Classroom

Children who grow up in alcoholic families are three to five times more likely to develop alcoholism, drug abuse, eating disorders or other addictive/compulsive behaviors than the rest of the population. It is estimated that there are 9 million children of alcoholics in schools throughout the United States. Sadly, only five to ten percent of all children of alcoholics in school receive any kind of help. The following story dramatizes the invisibility often associated with children of alcoholics: Jennie is eight years old and living in an alcoholic home. She's a quiet child and her teachers often overlook her. She seems to be very withdrawn and depressed, does not act out and has very few friends. Sometimes when you really watch Jennie, you will notice a glimpse of creativeness in her art or drama, something that shows she is unique. She seems to struggle around verbal and written skills. She generally stays alone on the playground, and sometimes the other children tease or pick on her. She never seems to get involved when they are picking on other children. When you look carefully, you notice her isolation. But most of all, she attracts no attention. Inside of Jennie is a constant feeling of rejection, hurt and anxiety. She feels unimportant, unloved. Jennie doesn't appear to be a problem to her school. Her survival role of a lost child makes her prone to other addictions, likely to have difficulty with ongoing relationships, and have a tendency to feel isolated and alone. Jennie may be a candidate for teenage suicide. Her high level of anxiety makes it difficult for her to learn since she has a hard time relaxing. She is determined to pass through life unnoticed, believing that this is the safest course to avoid violence, anger and rejection.

Each child is affected differently when growing up in an alcoholic family—depending on the age of the child at the onset of their parent's alcoholism, the child's sex, the frequency of drinking, violence in the home versus passivity and the child's perception of the alcoholism.

Children who live in alcoholic families generally have not matured emotionally, intellectually, or spiritually. The child may not receive proper physical care and unlike the rest of the population their age, the child must take care of him/herself.

Emotionally, alcoholic families don't allow the expression of feelings and so the stages of emotional development are not completed. There are no appropriate role models for the child. The child suffers intellectually because the alcoholic parent is not available. The child's reading level is shown to be congruent with the amount of reading that they see their parents doing or encouraging. In an alcoholic home, little time is spent on reading to a child. There is also a shortage of dialogue or discussions to challenge and help the child's intellectual growth. Spiritually there is no ongoing discipline to utilize rituals or discuss religion in the child's family because the central and most important focus is alcoholism.

Sharon Wegscheider-Cruse defined four specific roles adopted by children of alcoholics. They are: the Hero, the Scapegoat, the Lost Child and the Mascot. Usually a child will adopt one or a combination of roles. These roles help the child feel safe and in control. There is also an exaggerated and rigid identification for the child and it is difficult for them to act outside of the role. Hidden underneath, the child feels a constant sense of shame, guilt and crisis, but the child often avoids expressing any feelings.

It is important to understand that children of alcoholics do not choose their role in society but must accept their role as a means of survival. This is particularly evident during times of stress. The classroom is often an area of stress for children. They can be helped by providing a wider range of options to help them cope within their environment.

The Hero

The hero is the child who is always volunteering, is responsible, and feels a desire to be the best. They tend to be a leader, are controlling, rigid around other students, and have a need to help people and gain attention. In athletic competition, they exhibit poor sportsmanship because winning is so important. The hero may be obnoxious, and often referred to as a teacher's pet. This person needs structure and order. It is important to help this child know it's "okay" to make a mistake, to get less than 100%, or to not always get their needs met through attention and approval. Encourage them to allow others to be leaders. When giving this person a compliment, separate their behaviors, their achievements and their person. Let them know that you care about them no matter what they do. Help them share the conversation instead of monopolizing it. Don't always call upon them.

Scapegoat

The scapegoat is the one child of the alcoholic that is recognized frequently in the schools. They disturb classes, break rules, talk back, rarely do their schoolwork, are irresponsible, blaming, and are generally hostile and defiant. Scapegoats seem to develop a chemical dependency problem and are often referred to special education. In terms of behavior, this small group of children of alcoholics becomes the center of attention in the classroom and in the family. Through this behavior, the child gets attention and feels significant and powerful.

To help this child, it is important to set clear limits and help the child see that their choices are encouraging the consequences. It is essential that you consistently follow through with the promises that you make to this child. Help them understand that they are responsible for their behavior. Disengage yourself from their anger and frustration. Encourage them to take a leadership role. Be calm and clear with a sense of control whenever dealing with the defiance which is often manifested between the teacher and the scapegoat. Teachers often desire to rescue the scapegoat because they see the child hurting. It is important not to feel sorry for them. This gives the child more attention and enables them to continue deviant behavior. Don't let them get away with breaking rules. Work with them to increase their

attention span which is generally low. When possible, don't get into an interchange with this child in front of other students, they thrive on the negative attention. One-to-one interaction is more effective. Most of all, recognize their behaviors that are responsible.

Lost Child

Like Jennie, a lost child is a child who has decided to not make waves. They are not very talkative. The lost child won't get an A or and F but will stay in the middle so as not to draw attention to themselves. The child seems to have a short attention span and can create a whole fantasy world during a time of stress. They usually can disconnect from their emotional world. They will not volunteer to answer questions in class, but will answer if called upon.

Dealing with this child is difficult since most of the educational systems are strapped with high ratios of 20 to 30 students to one teacher. This child of the alcoholic tends to get lost easily in big classes. To create options for the lost child, try to make contact one-to-one with them, find out who they are and what their interests are. Begin to treat them special. Understand that they have a creative side. Encourage them to work in small groups. Help them build relationships with other students in the classroom. Call upon them to answer questions. Prepare them to be leaders. Encourage them to get involved in extra-curricular activities. Notice whether they are active or not active. Listen intently to what life is like for them.

The Mascot

During time of stress in the classroom, the mascot becomes a class clown. They say things without raising their hands. The child tries to encourage laughter or look like a fool. The mascot has learned this survival role to diffuse stress and feels significant and powerful when they are able to make people laugh.

Set clear and specific limits with the mascot. Try not to get involved in the laughter of the students at the mascot's silly behavior. Encourage them to be leaders, to raise their hands and be responsible. Stroke them when they have been appropriately humorous. Help them be in positions of importance in your class or in the school. By listening intently and being calm, you may encourage the child to seek help in a support group like Ala-Teen or a Student Assistance Program. Support groups like this encourage a child to talk about what it is like to live in an alcoholic home, help them begin to trust other students, express feelings, and understand their origin. They also help these children relate to peers and adults positively. When they learn that alcohol and drug abuse is a "disease" it decreases feelings of pain and sense of responsibility for the problems in their family. They feel less anxious and less burdened with life. With this awareness, their school performance should improve.

Conclusion

The teacher can help change the child of an alcoholic's view that they are sick and dysfunctional. The teacher can confirm that they are experiencing normal reactions to an extremely abnormal situation. The inconsistency, unpredictability, and lack of dependability which are common in an alcoholic home can make a child fearful, confused, anxious, and hypervigilant. Teachers can help these children have a normal childhood by encouraging them to use their imagination, to be creative, and to laugh and be playful. Act as a nurturing adult and encourage a trusting and supportive relationship in the classroom. This will create more options and challenge them to leave their old survival techniques and develop healthy, new attitudes.

Written for Florida Alcohol and Drug Abuse Association by Stephen Andrew and Penelope Reilly, MSN, RSAC of Day One.

COCAINE

Classification:	Stimulant
Slang Names:	caine, coke, snow, toot, white lady, nose candy, blow, lines, rails, rock
Methods of Use:	sniffing/snorting, inhalation, injection
Dependence Potential:	psychologically and physically addictive

What is Cocaine?

Cocaine is a short-acting, powerful, central nervous system (CNS) stimulant which comes from the South American coca bush. The cocaine (cocaine hydrochloride) most common in this country is a white crystalline powder extracted from the leaves of the coca. The illicit "street" drug is a mixture of this pure substance and adulterants (comprising 5 to 70 percent of the mixture) added to stretch the supply and to increase the seller's profit. Talc, flour, laxatives, sugar, local anesthetics, and other stimulants or powders are just a few of the additives that cocaine is "cut" with.

Users buy powdered cocaine in grams (1/28 ounce) or in fractions of a gram called "quarters" or "eighths." Often, cocaine is snorted through the nose using plastic straws or rolled-up dollar bills. Razor blades are used to crush any large rocks or particles of cocaine and to form "lines" to make snorting easier. Some users inject cocaine into a muscle or vein, or convert cocaine into a smokable form called freebase.

What is Freebase?

Freebase is a form of cocaine that is smoked. It is the result of a chemical process whereby "street cocaine" (cocaine hydrochloride) is converted to a pure base by removing the hydrochloride salt and many of the "cutting" agents. This process usually involves the use of ether, which is a highly flammable solvent. The end product, freebase, is not water soluble. Therefore, the only way to get it into the system is to smoke it.

What is Crack?

"Crack" is a light brown or beige pellet of ready-to-smoke freebase cocaine. It is formed when powdered cocaine is melted in a glass tube with water. When the liquid cools, it is mixed with baking soda and cold water and cut into small pieces which then harden. In some parts of the country, lumps of crack are called "rock" or "ready rock." In other areas, the drug is sold in 3-inch sticks with ridges that are referred to as "french fries" or "teeth." There are also reports that crack is being pressed into pills. Crack should not be confused with "rock cocaine" which is a cocaine hydrochloride product for intranasal snorting and is sold in California.

Crack is very addictive. Because it is smoked, high doses of cocaine reach the brain almost instantly, causing a dramatic high. This rapid "high" is followed by a profound "low" that leaves the user craving more. As a result, physical and psychological addiction can occur in as little as two weeks.

How Cocaine and Crack Affect the Body

Immediate Effects:

When cocaine is "snorted" the effects begin within a few minutes, peak within 15 to 20 minutes and disappear within a few hours. Low doses produce a short-lived euphoria and feelings of increased energy, alertness, self-esteem and sensory awareness. While artificially depleting the body's energy supply, cocaine also reduces the perceived need for food and sleep and can cause impulsive behavior and mood changes.

Smoking freebase produces a shorter more intense "high" (lasting from 2 to 3 minutes) because inhalation is the most direct and rapid way to get the drug to the brain. Because larger amounts are getting to the brain more quickly, smoking also increases the risks of using the drug. Such risks include: confusion, anxiety, slurred speech, and psychological problems.

When crack is smoked, an intense and rapid euphoria, commonly known as a "flash high," is produced. The cocaine molecules reach the brain in less than ten seconds. The three to five-minute high is followed by an unpleasant crash. The user feels irritable, agitated and has an intense craving for more cocaine. The craving is caused by a high concentration of the drug in the bloodstream. The initial high is never reached again and the subsequent lows keep getting lower. This cycle reinforces the craving.

Injecting cocaine produces an effect within 30 seconds, which peaks in 5 minutes and lasts about 30 minutes. Users who inject run the risk of getting hepatitis, AIDS and other infections from using unclean needles.

Long-term Effects

Heart- Cocaine and crack constrict the heart's blood vessels, making it work harder and faster to move blood through the body. In some users, this stress may trigger chest pain or a heart attack. The drug can also interfere with the signals controlling the heart's pumping action. When this happens, the organ beats so irregularly it may stop. Cocaine, in all forms, including crack, has been associated with sudden heart attacks in people under the age of 30, some of whom had used the drug for the first time.

Brain- Cocaine and crack can cause brain seizures, a disturbance in the brain's electrical signals, some of which regulate the heart and muscles controlling breathing. Studies show that over time, the brain appears to become more and more sensitive to cocaine. As a result, the threshold at which seizures occur is lowered. Repeated use of the drug without experiencing problems does not guarantee seizures will not occur. The next dose—used in the same amount and the same way—can produce a seizure that may cause the heart to quit beating or the muscles controlling breathing to stop working.

In addition, some users have suffered strokes after using cocaine—the increase in blood pressure caused by cocaine may rupture brain blood vessels.

Changed Behaviors of Cocaine and Crack Users

The obsessive, drug-seeking behavior of cocaine and crack users seems to be due to the drugs' overwhelming influence on what has been called the "reward center" in the brain. Cocaine appears to cause an intense stimulation of the center by allowing a brain chemical called dopamine to remain active longer than normal. This causes changes in brain activity and triggers an intense craving for more of the drug. The user may compulsively use cocaine or crack just to feel normal.

Violent, erratic, or paranoid behavior can sometimes accompany use of these drugs. This "cocaine psychosis," which can occur in all cocaine users, may appear more rapidly in those who smoke crack. Affected users can be anxious, believe they have superhuman powers, or become suspicious and paranoid to the point where they believe that their lives are in danger and react in bizarre or violent ways. Hallucinations are also common. Users may hear or see things that don't exist, or they may experience "coke bugs"—a sensation of imaginary insects crawling over the skin.

Other Effects of Cocaine and Crack Use

Suicidal tendencies	Chronic fatigue/exhaustion
Dramatic mood swings	Weight loss, resulting from a loss of appetite
Chronic nose bleeds and runny nose	Chronic sleep problems
Chronic sore throat	Chronic headaches
Loss of friends and former values	Respiratory ailments
Miscarriage/birth defects	Vitamin deficiencies
Loss of interest and motivation	Addiction
Miscarriage/birth defects	Death
Loss of interest and motivation	Crime/arrests
Chronic nausea/vomiting	

Cocaine abusers often depend on other drugs, including alcohol, to help them sleep or to combat the jittery feeling that characterizes the cocaine high.

Signs and Symptoms of Cocaine Abusers

- Dilated pupils
- Dry mouth and nose, bad breath, frequent lip licking
- Excessive activity—difficulty in sitting still
- Lack of interest in food or sleep
- Irritable, anxious, restless
- Talkative but conversation lacks continuity
- Runny nose, cold or chronic sinus/nasal problems or nosebleeds
- Sudden drop in grades or work performance
- Frequently in trouble or has accidents

Use or possession of paraphernalia including small spoons, razor blades, mirror, little bottles of white powder, plastic, glass or metal straws, glass pipes and miniature blow torches

Withdrawal Symptoms

People who stop using cocaine often experience irritability, nausea, agitation, sleep disorders, severe depression, muscle aches and an intense craving for the drug.

Treatment

The long-lasting craving for these drugs makes addiction hard to treat without assistance. The first step in treatment is detoxification, ridding the body of the drug. This is sometimes followed by medication, such as antidepressants, to help control the craving and treat the severe depression that occurs after cocaine or crack is withdrawn. Treatment programs also help the recovering user find other alternatives to curb the craving the drug. Often this help is through a combination of individual, group, and family counseling in addition to other techniques aimed at changing behavior.

The key to successful treatment is restructuring the addict's daily life. The cocaine-addicted client has several internal and external "triggers" that, if not avoided, can rekindle the hunger for cocaine. Internal triggers include boredom, stress, and the need for rewards. External triggers include extra money, familiar music, paraphernalia, and past relationships—anything that can remind them of life with cocaine. The goal of recovery programs is to improve self-image and promote healthy living without drugs. Supportive family members or close friends of the person in treatment can often help make recovery a success. Many recovering individuals also find strength and support in attending Cocaine Anonymous or Narcotics Anonymous, which are self-help support groups modeled after the Alcoholics Anonymous program. To achieve recovery, the cocaine abuser must begin anew and develop a lifestyle of healthy attitudes and activities.

For More Information:

The Clearinghouse
Florida Alcohol and Drug Abuse Association
1286 North Paul Russell Road
Tallahassee, Florida 32301
904/878-2196

This material was printed and distributed as a part of a contract with Department of HRS, Alcohol, Drug Abuse and Mental Health Program Office—Drug Abuse Section and the Department of Education. The contents should not be construed as official policy of the funding agency.

DESIGNER DRUGS

What are Designer Drugs?

Designer Drugs are variations of already federally controlled synthetic drugs which mimic the effect of the classical narcotics, stimulants, and hallucinogens. Black-market chemists can create new, untested, legal drugs by slightly altering the molecular structure. The term designer drug also refers to a "new drug" that appears on the street, such as "crack", and are forms of already existing drugs. (Kirsch, M.M.; Designer Drugs; Comp Care; 1986).

The number of potential synthetic analogues that can be made and distributed is extremely large. Synthetic analogues that are currently available through the black market are divided into three types: analogues of phencyclidine (PCP), analogues of fentanyl and meperidine (both synthetic narcotic analgesics) and analogues of amphetamine and methamphetamine (which have hallucinogenic and stimulant properties)

PCP Analogues ("Dust")

PCP first appeared in the 1960s but quickly gained a reputation because of its "bad trip" which often caused users to become aggressive and violent. In the late 1970s, PCP resurfaced in a smokeable form and became popular because it offered a cheap high that lasted sometimes for a full day.

PCP is a white powder that dissolves in water. It has been sold in the form of tablets, powder, and more frequently as a liquid for dipping cigarettes. In the past five years, a few "designer" PCP derivatives have surfaced, these include: TCP, PCE, PCPY, PCC and Ketamine. In 1986, a new drug called "Wack" was being sold in Dallas. The drug was being smoked and contained PCP, formaldehyde and a common roach spray. On the East Coast, Space Base, which is a mixture of "Crack" and PCP became popular. The combination of these drugs produced powerful mood changes and a loss of contact with reality.

In small doses, PCP users exhibit agitation and excitement; gross incoordination; blank stare; catatonic rigidity; inability to speak; rapid involuntary vibration of the eyeball; flushing; and profuse perspiration. In moderate doses - PCP causes: coma or stupor; vomiting; hypersalivation; shivering; and fever. In high doses - users experience prolonged coma; hypertension and convulsions.

When treating a PCP user, it is best to keep them in isolation. Outside stimulation can often cause paranoia, anxiety and violent behavior. If a patient suffers respiratory depression, convulsions and coma, it is necessary for them to be on a full life-support system in an intensive-care unit.

There appears to be a declining interest on the black market to design new forms of PCP because of its bad reputation. The manufacturers that are involved in the trade continually fear the risk of getting caught.

DESIGNER DRUGS

What are Designer Drugs?

Designer Drugs are variations of already federally controlled synthetic drugs which mimic the effect of the classical narcotics, stimulants, and hallucinogens. Black-market chemists can create new, untested, legal drugs by slightly altering the molecular structure. The term designer drug also refers to a "new drug" that appears on the street, such as "crack", and are forms of already existing drugs. (Kirsch, M.M.; Designer Drugs; Comp Care; 1986).

The number of potential synthetic analogues that can be made and distributed is extremely large. Synthetic analogues that are currently available through the black market are divided into three types: analogues of phencyclidine (PCP), analogues of fentanyl and meperidine (both synthetic narcotic analgesics) and analogues of amphetamine and methamphetamine (which have hallucinogenic and stimulant properties)

PCP Analogues ("Dust")

PCP first appeared in the 1960s but quickly gained a reputation because of its "bad trip" which often caused users to become aggressive and violent. In the late 1970s, PCP resurfaced in a smokeable form and became popular because it offered a cheap high that lasted sometimes for a full day.

PCP is a white powder that dissolves in water. It has been sold in the form of tablets, powder, and more frequently as a liquid for dipping cigarettes. In the past five years, a few "designer" PCP derivatives have surfaced, these include: TCP, PCE, PCPY, PCC and Ketamine. In 1986, a new drug called "Wack" was being sold in Dallas. The drug was being smoked and contained PCP, formaldehyde and a common roach spray. On the East Coast, Space Base, which is a mixture of "Crack" and PCP became popular. The combination of these drugs produced powerful mood changes and a loss of contact with reality.

In small doses, PCP users exhibit agitation and excitement; gross incoordination; blank stare; catatonic rigidity; inability to speak; rapid involuntary vibration of the eyeball; flushing; and profuse perspiration. In moderate doses - PCP causes: coma or stupor; vomiting; hypersalivation; shivering; and fever. In high doses - users experience prolonged coma; hypertension and convulsions.

When treating a PCP user, it is best to keep them in isolation. Outside stimulation can often cause paranoia, anxiety and violent behavior. If a patient suffers respiratory depression, convulsions and coma, it is necessary for them to be on a full life-support system in an intensive-care unit.

There appears to be a declining interest on the black market to design new forms of PCP because of its bad reputation. The manufacturers that are involved in the trade continually fear the risk of getting caught.

Fentanyl Analogues

Marketed as "China White," "Synthetic Heroin," "Mexican Brown," or "Persian White," this synthesized designer heroin is anywhere from several hundred to three thousand times stronger than morphine. It is contaminated with many impurities, is disguised and sold as heroin, cocaine or speed and has caused countless deaths over the years.

Fentanyl is a synthetic narcotic used in about 70% of all surgeries in the United States. Alpha-methyl fentanyl is a simple derivative of fentanyl and is the identifying substance in designer heroin. Its chemical structure is different from heroin and morphine, but it has identical pharmacological and toxicological effects. It is sold in powder form and often diluted with large amounts of powdered sugar, baby laxative or antihistamines. Intravenous injection is the most common route of administration; however, smoking or snorting are increasing in popularity. Addiction potential is extremely high because repeated use produces tolerance and physiological dependence.

Fentanyl acts primarily on the central nervous system and the gastrointestinal tract. Users often exhibit euphoria, drowsiness, respiratory depression, constipation and muscle rigidity. The most acute of these is respiratory depression. Fentanyl produces a decrease in heart rate of up to 25% and a parallel blood drop of up to 20%. The effects of the fentanyl derivatives on the respiratory system are unknown. It can only be assumed the effects would be more intense due to its higher potency.

There are several withdrawal symptoms the user will experience during detoxification of the drug. These symptoms include: runny nose, tearing, sneezing, irritability, insomnia, loss of appetite, abdominal cramps, pain in the bones and muscles of the back, excessive sweating, nausea, tremor, increased heart rate and blood pressure, and diarrhea, all leading to weight loss and dehydration. There is also evidence that irreparable damage can be done to the brain's receptors from a single injection of either too much or too potent a designer heroin. Safe experimental nondrug therapies for treating withdrawal symptoms have had positive results, and the user may find help and support at such organizations as Narcotics Anonymous. (M.M. Kirsch, 1986)

Meperidine Analogues

Meperidine (also known as Demerol) is a synthetic narcotic used to control severe pain. Two designer drugs, similar in structure to meperidine, that have appeared on the street are MPPP and PEPAP. These derivatives are much more potent than meperidine. MPTP has caused irreversible brain damage in several individuals and is manifested in a syndrome very similar to Parkinson's disease - a disease which kills nerve cells in a tiny area at the base of the brain responsible for motor movement and the production of dopamine - a neurotransmitter. Symptoms of Parkinson's disease include: rigidity, palsy, bent-over posture and difficulty speaking. MPPP, with its contaminant MPTP, is usually sold as heroin. On the street, it has been given names such as "synthetic heroin," "new heroin" and "synthetic demerol." It has been sold as an all-purpose "analgesic painkiller."

Meperidine analogues are usually sold as white powder and are administered intravenously - some, however, snort the drug. When injected, contaminated meperidine users reported feeling a severe burning in their veins. Other effects felt included: a metallic or medicinal taste in their mouth; jerking of limbs; tightness, stiffness, aching or freezing of muscles; lack

of coordination; numbness of extremities; loss of facial hair; increased oiliness of skin; difficulty opening eyes and blurred vision; difficulty speaking and swallowing; drooling; a very spaced hallucinogenic high; and excessive sweating. Victims of MPTP poisoning suffered extreme symptoms - several of them literally froze up.

Treating victims of MPTP is difficult. Users who have been exposed to the toxin often do not exhibit symptoms of Parkinson's disease for several months or years, or they may not recognize the early stages of the disease. Doctors currently use L-dopa, a prescription drug, to temporarily treat Parkinsonism. The body chemically changes L-dopa into dopamine. In the future they hope to use MAO inhibitors (MAO catalyzes the oxidation of dopamine) to slow the progression of the disease.

Amphetamine and Methamphetamine Analogues

Amphetamines are a large group of synthetic drugs. They are classified as a central nervous system stimulant because of their euphoric effects. Methamphetamine was synthesized in 1919 and was found to have similar properties as amphetamines. Like other stimulants, methamphetamine produces euphoria, relieves fatigue, suppresses appetite and reduces the need for sleep. The street names for methamphetamine include "Crystal," "Crank," or, more commonly, "speed." These drugs are popular because they are cheap and have a lasting effect. A designer crystal has appeared recently called "Glass" because it resembles tiny chunks of translucent glass. Some believe glass is a freebased (smokeable) form of crystal but black marketers say it is just a new way of producing crystal.

When taken intravenously, the effects of crystal are felt instantaneously. The methamphetamine high lasts an average of four to six hours. The users quickly build a tolerance to these drugs and must continually increase consumption to obtain the same effects. Therefore, addiction probability is high. Adverse reactions to these drugs depends on the user's sensitivity and tolerance. Headaches, dizziness, confusion, agitation, nausea, and muscle aches and pains are common complaints. As the user increases the dosage, bizarre behavior is manifested by paranoia, frequent mood changes. Psychosis is exhibited after prolonged chronic use of the drugs.

Another current methamphetamine analog that is extremely popular among college students and young professionals is MDMA a.k.a. "Ecstasy" a.k.a. "XTC" a.k.a. "Adam." This new drug is considered the licit parent (and illicit daughter) of MDA (the "love drug") and methamphetamine (Kirsh, M.M; 1986). MDA is an amphetamine-like drug. It destroys the serotonin-producing neurons which play a direct role in regulating aggression, mood, sexual activity to pain. It is probably this action on the serotonin system which gives MDA its claim-to-fame of heightened sexual experiences, tranquility, and conviviality.

MDMA was first introduced as an appetite suppressant but was never manufactured because it gave users the heaves. It later became popular among psychotherapists because it was legal and was reported to make people trust one another and break down barriers between therapists and patients, lovers and family members.

In June 1985, the Drug Enforcement Agency banned MDMA and placed it as a Schedule I classification along with heroin, LSD, and cocaine. Schedule I drugs are generally dangerous narcotics that have a high potential for abuse and no medical usefulness.

MDMA is a white powder in its purest form. It tends to have a strong medicinal taste and is usually packaged in a clear gelatin capsule. It is rare to find MDMA in this form and also very expensive. MDMA has also been sold as a yellowish or white pill. It is usually cut (or diluted) with speed, caffeine, ephedrine or other amphetamines.

In low doses, MDMA is a mild intoxicant. It is nonhallucinogenic and has few physical liabilities. Toxic effects become apparent in doses of 100 to 200 milligrams. When taken, the user experiences; an enhanced alertness and mental clarity; positive feelings and attitudes toward others and self; an increased ability to effectively work on problems and conflicts in lives and relationships; an increased emotional warmth and love; and a greater ease in accepting positive and negative expressions.

Adverse effects of using this drug include: muscle tightness; involuntary teeth clenching and biting inside of cheek; nausea and possible vomiting; dehydration; muscle aches and pains that persist for up to six weeks; restlessness; shaking in the jaw; swelling of the eyes and blurred vision; intermittent rapid eye movement; decreased sensitivity to physical pain; pulse and blood pressure fluctuation; sugar level fluctuation; and occasional visual hallucinations.

Other long term effects include: psychological difficulties including confusion, depression, sleep problems, drug craving, severe anxiety and paranoia and even psychotic episodes.

Because it is chemically structured like MDA and methamphetamine, many speculate about the neurotoxicity of MDMA. MDA has been shown to destroy serotonin-producing dopamine which leads to Parkinson's disease. Studies done on rats concluded that after treating them with multiple or single injections of MDMA - a greater depletion of serotonin occurs after repeated doses.

Currently, some researchers, psychologists, psychiatrists and lawyers are contesting the issue of whether the DEA prematurely scheduled a drug that presumably had some therapeutic value. They feel that the medical profession, not the government, should decide what is or is not accepted medical practice. They would like MDMA to be put on a Schedule III classification which is less restrictive and would allow medical use and research to be done.

For More Information:

The Clearinghouse
Florida Alcohol and Drug Abuse Association
1286 North Paul Russel Road
Tallahassee, Florida 32301
904/878-6922

This material was printed and distributed as a part of a contract with the Department of HRS, Alcohol, Drug and Mental Health Program Office - Drug Abuse Section and the Department of Education. The contents should not be construed as official policy of the funding agency.

DUI - Driving Under the Influence

Driving under the influence (DUI) of alcohol or other substances is a dangerous game. On any given weekend night, one out of every ten drivers is legally drunk: only one out of every 2,000 will be arrested. According to the National Highway Traffic Safety Administration, 51 percent of all fatal accidents are alcohol-related. NHTSA also estimates that two out of every five people in the U.S. will be in an alcohol-related crash in their lifetime.

In Florida, 1,560 people lost their lives last year to drinking and driving. On these, 269 were under the age of 21. In 1987, there were 64,260 arrested for driving under the influence, of which 562 were juveniles.

When consumed, alcohol acts as a depressant on the central nervous system. Alcohol is almost immediately absorbed into the bloodstream. It takes approximately 30 seconds for the first amount of alcohol to reach the brain resulting in slower reflexes, lack of coordination, poor vision, reduces concentration, and poor judgement.

The amount of alcohol in the blood is called the blood alcohol content (BAC). The amount of alcohol in the body can be measured by using a breath, urine, or blood test. This amount is measured as a percentage - how many parts of alcohol to how many parts of blood.

For a person weighing 120-140 pounds, three drinks within a two hour period will produce a BAC of .05 percent. At this time, driving ability will be seriously impaired. Four to five drinks within two hours will put a drinker at the legally intoxicated limit with a BAC of .10 percent. At this time, a drinker will experience blurred vision, slurred speech, poor muscle coordination, and a lack of rational judgement. If no more alcohol is consumed, it will take approximately three hours for the BAC to drop less than .05 percent. The risk of a person with a BAC of .10 percent having an accident is twelve times higher than for a person who has not been drinking.

Eliminating alcohol from the body is a long process. About 90 percent must be metabolized through the liver. The other 10 percent is eliminated through the lungs (breathing) and urine. Nothing can speed up this process. "remedies" like cold showers, fresh air, drinking coffee, and exercising to sweat out the alcohol have no effect on the blood alcohol content. Time is the only cure for someone who has had too much to drink.

It takes approximately one hour to eliminate 1/2 ounce of alcohol. This is the amount of alcohol in one 12-ounce can of beer, one 5-ounce glass of wine, or 1 1/2 ounces of 80-proof whiskey. Thus, beer=wine=liquor. It does not matter what you drink - but how much alcohol is consumed!

Teens, Drinking and Driving

Motor vehicle accidents are the number one killer of teenagers, taking nearly 10,000 lives annually. Alcohol is a factor in about half of all serious car accidents involving youth.

The high incidence of speeding among teens, the danger of driving at night, and the low percentage of seat belt use among teens are other factors that contribute to teenagers and the risk of accidents.

Drinking, Driving and the Law

Under Florida law, DUI, (Driving Under the Influence) is an offense evidenced by impairment or normal faculties or an unlawful blood level of .10 percent or above. The following are the current possible penalties for a first time offense:

A fine of \$250.00 to \$500.00 for BAC of .10 percent. If the BAC is .20 percent or higher, the fine is \$500.00 to \$1,000.00

Mandatory 50 hours of community service

Imprisonment of up to six months

Driver's license revoked for a minimum of six months, maximum of one year

Mandatory completion of DUI school;

Monthly probation for up to a year

If there have been property damage, personal injury, or death, a first offender faces a fine between \$1,000 and \$10,000 or a prison term of one to 15 years.

DUI penalties for a first offense in other countries vary from having the convicted driver's name published in the newspaper in Australia, one year of hard labor in Sweden and Finland, or to death by a firing squad in El Salvador.

Other Drugs and Driving

Alcohol is not the only drug that affects driving ability. Any substance that changes one's feelings, perceptions, and behavior affects judgement behind the wheel.

Marijuana creates the illusion that senses are sharper; however, a person's sense of time and space is altered, making it difficult to judge distance and speed. Even hours after the high is gone, a marijuana user can experience difficulty dealing with sudden or unexpected events.

Hallucinogens. LSD, PCP, or other hallucinogens can make a driver hear, see, smell and

feel things that do not exist. The driver will concentrate on the hallucinogens instead of the road. Hallucinogens may cause the driver to panic and lose control of the car.

Inhalants such as glue, paint, solvents, aerosols and other products with fumes can cause the same mind changes as other hallucinogenic drugs, with the same consequences for driving,

Stimulants, like cocaine and speed increase physical energy and mental activity, making it hard to sit still or concentrate. Users of stimulants may experience nervousness, dizziness, and visual problems. They may experience fatigue and depression when the high is gone. Stimulants can lead a driver to overestimate his abilities, which can cause him or her to take unnecessary chances on the road.

Sedatives numb the central nervous system causing muscle relaxation and drowsiness. A driver using sedatives lacks muscle coordination and the ability to make rational judgements.

Over-the-Counter- Drugs, such as antihistamine and other medicines for treating colds, have the same effects as sedatives, clouding judgement, and causing the driver to feel drowsy.

Mixing alcohol with other drugs can be deadly because the effects of each drug can be multiplied, leading to coma or death.

Preventing DUI

Millions have suffered because of the carelessness of drunken drivers. Arresting drunk drivers is only part of the solution. Tougher DUI laws need to be established and enforced. Educating the public on the dangers of alcohol and drugs and the consequences of driving the influence is imperative.

It is ultimately the responsibilities of each of us to keep impaired drivers off the road. If you know someone who has had too much to drink - don't let him or her get behind the wheel. Take the car keys, find that person another ride, or wait until they have sobered up enough to drive. If a drinking driver refused your help, do not get in the car yourself and be sure to keep anyone also from accepting a ride. These may seem like impossible tasks, but you may be saving lives: those of the drinker, their passengers, and innocent victims.

Help make our roads safe - learn how alcohol and drugs affect driving ability, and use that knowledge to protect yourself and those around you.

For more information:

The Clearinghouse
 Florida Alcohol and Drug Abuse Association
 1286 North Paul Russell Road
 Tallahassee, FL 32301
 904/878-6922

EATING DISORDERS

We all worry about food, overeat at holidays, or skip a meal. However, people with eating disorders do more than worry—they live in constant fear of food and fat, often struggling to hide eating patterns they can't control. Obesity, bulimia and anorexia have become epidemic. In our culture this comes as no surprise where "thin is in" and we spend billions of dollars on diets.

In a recent survey of teens across America, 57% were found to be unhappy with their weight—90% wanted to lose weight and 18% wanted to gain weight. It is among this 57% of teens that eating disorders are most likely to occur.

If you are concerned about an eating disorder in yourself, a family member, or a friend, you do not have to feel alone or ashamed. Eating disorders are common and they can be treated.

Ending the Secrecy

People try to hide an eating disorder, often by "binging," binge and purging, or starving. "Binging" means out of control eating—often thousands of calories at a time—sometimes with, sometimes without pleasure. Eating disorders are divided into three groups, Obesity, Bulimia, and Anorexia Nervosa, and are defined by the measures taken to control weight.

Obesity, a medical problem in its own right, can result from binging and poor nutritional choice. People with bulimia binge and then purge (get rid of food, often by vomiting, taking laxatives, or excessive exercise). People with anorexia simply starve themselves.

Ending the secrecy is the first step to recovering from any eating disorder.

Obesity

Obesity is categorized into three areas: mild, moderate, and severe. Determination is based on height, weight, and body fat. People with mild to moderate obesity frequently report a history of being able to eat and not gain weight. Suddenly they find themselves exercising less, eating more, binging regularly and noticing their body fat rising steadily. Most people can lose weight safely and stop binging if they commit their time and energy to a behavior change plan. It is always recommended that one speak with a specialist before radically changing one's diet.

People with severe obesity have usually been overweight all their lives. Treatment involves medical health care and must begin immediately! Symptoms of obesity include:

- high blood pressure and high cholesterol levels;
- shortness of breath after mild exertion;
- an obese eating style—eating large bites, fast, and without pleasure;
- constant failed attempts at dieting;
- guilt after bingeing and anger when confronted by others about eating;
- limited social activities from too much weight and too little self-worth.

Bulimia

People with bulimia tend to be slightly overweight, underweight, or within normal weight range for their height and body frame size. They most often report a history of dieting along with fluctuations in their weight. The mild starvation caused by chronic low-calorie dieting seems to set off a binge-purge cycle. Bulimics binge and then purge by self-induced vomiting, abusing laxatives or taking diuretics (drugs that cause urination). After purging episodes, bulimics often fast or diet and frequently abuse exercise as a method of weight management. Some experts believe as many as 10% of adolescent females are bulimic.

Symptoms of bulimia include:

- binging and purging from once a week to five times a day;
- extreme fear of gaining 1-5 pounds;
- distorted body image (seeing and feeling “fatter” than you are);
- dry skin and dry brittle hair;
- swollen glands under the jaw from vomiting (“chipmunk cheeks” making your face look fat);
- depression, guilt, fear and mood swings;
- fatigue and cold sweats from fast changes in blood-sugar levels.

The health risks of bulimia are created by mild starvation from dieting and damage to the digestive system from bingeing and purging. The risks include:

- electrolyte imbalance leading to irregular heart beat, heart failure and kidney damage
- laxative dependency (addiction)
- throat damage
- dental problems

stomach rupture

irregular menstruation

Most bulimics cannot break the binge-purge cycle by themselves. It's a sign of strength and wisdom to seek professional care. Treatment may include counseling, medication or both.

Anorexia Nervosa

Some anorexics start out chubby and then, responding to the pressure to be thin, start a restrictive diet. When friends admire their weight loss, they continue to starve themselves and lose weight. Other anorexics attempt to deter normal physical changes (development of thighs, breasts, hips) by restricting their caloric intake. This restriction stops physical development and the anorexic is able to avoid maturation.

There is an estimated 80,000 American women who are anorexic. These women are frequently described as bright, capable, and high-achieving. Because this disorder can be fatal (10% die of starvation or suicide), anorexics need professional care to recover. Parents often have to encourage or even force an anorexic adolescent into treatment. Treatment usually includes hospitalization and counseling.

Symptoms of anorexia include:

wearing baggy, heavy clothes to hide their thinness;

loss of menstrual cycle;

dry, cold skin with downy hair on arms, legs, back, face or chest;

insomnia and hyperactivity;

distorted body image;

extreme, excessive, and rigid exercise routines;

extreme fear of gaining any weight;

strict food rules (such as no liquids at all or no eating without);

strict food rules (such as no liquids at all or no eating without exercise first);

slowed physical and social development

Additional health risks include:

heart failure

kidney failure

suicide

low protein stores (the body stores protein from muscles and organs to fuel basic body needs)

digestive problems
electrolyte imbalance
Lifelong Recovery

It takes time to fully recover from an eating disorder. People may need two or three years to develop a new relationship with food, themselves, and others. During recovery it is important to avoid the pitfalls of relapse (falling back into old habits). One must learn to cope with minor "lapses" so they don't become full-fledged relapses. Successful recovery includes:

knowing your triggers, asking for help and having an emergency plan;
seeking support from family and friends;
seeking support from self-help groups and professional counselors;
engaging in healthy exercise;
practicing good nutrition.

Written for the Florida Alcohol and Drug Abuse Association by Vince Dix, Ph.D., Eastwood Clinic, Inc.

For More Information:

Clearinghouse
Florida Alcohol and Drug Abuse Association
1286 North Paul Russell Road
Tallahassee, Florida 32301

This material was printed and distributed as part of a contract with the Department of Education and the Department of HRS, Alcohol, Drug Abuse and Mental Health Program Office—Drug Abuse Section. The contents should not be construed as official policy of the funding agency.

INHALANTS

Classification:	None
Slang Names:	Solvents, Glue, Laughing Gas, Whippitts, Gas, Nitrous, Blue Bottle, Liquid Incense, Room Deodorizer, Rush, Locker Room, Poppers, Snappers
Methods of Use:	Inhale, sniff
Dependence Potential:	Possible addiction

What are Inhalants?

Inhalants are breathable substances that produce psychoactive (mind-altering) vapors. These substances include: solvents (model airplane glue, nail polish remover, lighter and cleaner fluids, gasoline, typewriter correction fluid); aerosols (hair spray, paints, paint thinners, cookware coating agents); and anesthetics (halothane and nitrous oxide or "laughing gas"). These chemicals are not usually considered drugs because they were developed for other legitimate purposes, however they can be dangerous when purposefully and excessively inhaled.

Two other popular inhalants are amyl nitrate and butyl nitrate. Amyl nitrate is used for heart patients and diagnostic purposes because it dilates the blood vessels and makes the heart beat faster. It is a clear yellowish liquid that is sold in a cloth-covered, sealed, bulb. The bulbs emit a popping or snapping sound when broken; thus they are nicknamed "popppers" or "snappers." Before 1979, amyl nitrate was available without a prescription, but as reports of abuse increased, prescriptions were required. Now, many users have begun to abuse butyl-nitrate which is packaged in small bottles, often marked incense, and sold under a variety of names including "locker room" and "rush". The "high" from butyl nitrate lasts from a few seconds to several minutes. Immediate effects include flushed face, dizziness, decreased blood pressure followed by an increased heart rate and headache.

Patterns of Inhalant Use

Young teenagers are more likely to abuse inhalants, because chemicals used are inexpensive and readily available. Inhalants are mostly taken by groups of young people, usually beginning as part of a fad, and are administered in any one of several methods:

Glues:

are commonly inhaled from a paper or plastic bag. Using the bag increases the intensity of the fumes but it also markedly increases the chances of suffocation;

Industrial solvents, cleaning solutions, and paint thinners:

are generally inhaled directly from the container or by sniffing a cloth or placing a cloth in the mouth;

Gasoline:

is usually inhaled directly from gas tanks;

Aerosols:

may be inhaled directly, but some users try to separate the contents by straining the gases through a cloth.

Inhalants in the Body

Chemical used for sniffing are all fat-soluble, organic substances that easily pass through the blood-barrier and are metabolized in the liver and kidneys. They produce effects that are similar to anesthetics, which act to slow down the body's functions. The "high" begins within minutes and lasts from 15 to 45 minutes. At low doses, users may feel slightly stimulated; at moderate amounts, they may feel less inhibited, less in control, light-headed and giddy; at high doses, a user can lose consciousness.

Short-Term Effects of Inhalant Use

Inhalant users may exhibit several adverse effects including:

- | | |
|---------------------------|------------------|
| nausea | vomiting |
| ringing in the ears | sneezing |
| abnormal heart rhythm | nosebleeds |
| feeling and looking tired | coughing |
| double vision | bad breath |
| irritation of the eyes | poor judgement |
| lack of coordination | chest pain |
| muscle and joint aches | loss of appetite |

How strong these effects are depends largely on the experience and personality of the user, how much is inhaled, and the specific substance used.

Long-Term Effects of Inhalant Use

Extended use of inhalants can cause weight loss, fatigue and an electrolyte (salt) imbalance. Repeated use can permanently damage the nervous system, greatly reducing physical and mental abilities. Also, because inhalants are easily absorbed in the bloodstream and metabolized through the liver and kidneys, long-term sniffing can damage blood, bone marrow, the liver and the kidneys.

Deep breathing of vapors or extended use of inhalants during a short period of time may result in other serious effects such as losing self-control, violent behavior, unconsciousness or death. Sniffing highly concentrated amounts of solvents or aerosols can produce heart failure and instant death. High concentrations of inhalants can also cause death from suffocation by displacing the oxygen in the lungs. Inhalants can also depress the central nervous system so much that breathing slows down until it stops.

Tolerance - the need for higher and higher doses of the drug to produce the same effect - seems to develop quickly among inhalant users. As users mature, they may seek other substances such as marijuana, cocaine, and LSD, in order to achieve that high.

Recent studies also indicate that sniffing solvents during pregnancy can cause birth defects. Labeled as Fetal Solvent Syndrome, this condition exhibits such classic symptoms as a small head, deep-set eyes, small midface, disfigured nose and ears, and stubby fingertips.

The primary solvent responsible for these defects is toluene which is found in aerosol spray paints, gasoline and many other popular products.

Signs and Symptoms of Inhalant Use

- Odor on breath and clothes
- Runny nose, sneezing, watery eyes
- Drowsiness
- Poor muscle control

Presence of paraphernalia such as: bags or rags, discarded aerosol cans or whipped cream chargers (signs of nitrous oxide use) or small bottles (signs of butyl nitrate use)

For More Information

Florida Alcohol and Drug Abuse Clearinghouse
1286 North Paul Russell Road
Tallahassee, Florida 32301
(904) 878-6922

This material was printed and distributed as a part of a contract with the Department of Education and the Department of HRS, Alcohol, Drug Abuse and Mental Health Program Office. The contents should not be construed as official policy of the funding agency.

LSD

Classification:	hallucinogen or psychedelic drug
Slang Names:	acid, LSD-25, microdots, purple mikes, windowpane, blotter
Method of Use:	orally, injected (rare)
Dependence potential:	psychological dependence

Lysergic Acid Diethylamide, LSD, is a derivative from ergot, a fungus that grows on rye and other grains. It was discovered in 1938 and was used in the early 1950s for experimentation by doctors and therapists to treat individuals with mental disorders, alcoholism, epilepsy and terminal cancer. These experiments proved unsuccessful but the interest in LSD grew as reports of its alleged mystical effects peaked curiosity in many. In response to the growing use of LSD, legislators passed laws in the mid-1960s banning the manufacture and use of this drug. However, illegal laboratories and black market dealers were already producing the drug.

LSD is one of the most potent of all drugs because it is active in extremely small amounts. One dose is usually 50 to 300 micrograms which is equivalent to 0.00005 to 0.00003 grams. One ounce is able to supply approximately 300,000 doses. LSD is odorless, colorless and tasteless. It is sold on the street in tablets or capsules. In its liquid form it is placed in or on another substance and allowed to dry. These substances include sugar cubes, postage stamps, "microdots" - tiny balls of compacted powder, "windowpane" - small squares of gelatin sheets or cellophane and "blotter" - small squares of paper. When added to the gelatin sheets or blotter paper it is divided into small squares, with each representing a dose, then the LSD is licked off or swallowed.

LSD users are unlikely to take it while at school, work or home where they might be observed. Especially during the early stages of its use, these drugs are generally taken in a group situation under conditions that will enhance their effect such as at a party.

The Body's Reaction to LSD

LSD is quickly absorbed from the stomach and intestines and effects are felt within 30 to 40 minutes. The physical effects of LSD include dilated pupils, higher body temperature, increased heart rate and blood pressure, sweating, loss of appetite, sleeplessness, dry mouth and tremors.

Within an hour after ingestion of LSD, psychic effects occur which causes a distortion in sensory perception. All of the body's senses are affected by LSD, but vision is affected the most. The color and texture of things become more vivid and perception is increased. Pseudohallucinations - unreal images that the LSD user can distinguish as unreal - are common occurrences. Hallucinations - the user believes an imaginary vision is real - is uncommon at ordinary doses. Synesthesia is also frequent among LSD users. Synesthesia is the occurrence of one type of stimulation that triggers the sensation of another stimulation - such as hearing a sound that causes the visualization of a color. The sensory input to the

LSD user can become so distorted that they may "see" music or "hear" color. Other psychic effects experienced by users include a loss of body image, a loss of a sense of reality, a distorted sense of time, difficulty in concentrating and a short attention span. Users also develop an extreme preoccupation with philosophical ideas and may perceive that they can "solve the problems of the world."

LSD users can experience emotional changes while taking the drugs. They exhibit dramatic mood swings - often going from extreme happiness to deep depression. Minor events - such as the sun going behind a cloud - can trigger these mood swings. Users may also laugh at times of sadness or cry during happy occasions.

Tolerance - the need for increased amounts of the drug to produce the same effect-occurs quickly with the continued use of LSD but disappears quickly when use is stopped. Cross-tolerance - the developed tolerance to one drug due to the use of another drug within its pharmacological class - occurs with the use of other hallucinogens such as mescaline (from the peyote cactus) and psilocybin (from certain mushrooms).

Flashbacks - in which the person spontaneously experiences a drug's effects without taking the drug-can occur without warning for up to a year or longer after the use of LSD. Flashbacks are most likely to occur among frequent users rather than those who seldom used the drug and the longer the time since the use of LSD the less likely the chances of experiencing one. Flashbacks can occur at any time or place and may be initiated by stress or the use of other drugs. The reason flashbacks occur are unknown but it is thought that they may represent behavior learned under the influence of LSD or may be the result of unresolved emotional-psychological conflicts which arose during a "trip."

What is a "Bad Trip"

Acute panic reactions can also occur with the use of LSD. This reaction results in what is referred to as a "bad trip" and the user feels as if they are in extreme danger. These scary sensations may last a few minutes or several hours. The user may experience confusion, anxiety, panic, suspiciousness, a feeling of helplessness and a loss of control. Sometimes, LSD and other hallucinogens can unmask mental or emotional problems that were previously unknown to the user. If the panic reactions become intense, a drug-induced psychosis can occur. This psychosis may be brief or it may last for several years and is almost impossible to predict when, where, or to whom a reaction will occur.

A "bad trip" is generally a confusing and frightening state that will pass in time. When someone is experiencing a panic reaction, do not leave them alone. Remain calm, because they are extremely sensitive to the mood of those around them and may become more fearful if they see others panicking. Try to create a calm atmosphere by turning off bright lights and keeping the room quiet. Reassure the person that what they are experiencing is the result of a drug and the feelings will pass. Talk to them about nonthreatening things such as a pleasant memory or distract them with visual toys or calming music anything that will get their mind out of the panic state. This will help draw the user out of the frightening experience and into a familiar place. Panic reactions can usually be handled by a calm and rational person but if the user becomes uncontrollable, it is best to seek medical or professional help.

LSD and Driving

There are numerous reasons why the combination of LSD and driving are dangerous. The drugged driver's vision is distorted and they may see imaginary objects in the road swerve to miss them, and lose control of the car. Or, a real image may be so distorted that the driver thinks it is an illusion and will not attempt to avoid it - therefore causing an accident. Whatever the case, LSD causes the user to distrust their senses and could result in a serious injury or death.

Signs and Symptoms of LSD Use

The following signs and symptoms are common among LSD users:

- Extremely dilated pupils
- Warm skin, excessive perspiration and body odor
- Distorted sense of sight, hearing and touch
- Distorted sense of time, self and place

Mood and behavior changes, the extent depending on emotional state of the user and environmental conditions

For More Information:

Clearinghouse
Florida Alcohol and Drug Abuse Association
1286 North Paul Russell Road
Tallahassee, Florida 32301
904/878-6922

This material was printed and distributed as a part of a contract with the Department of Education and the Department of HRS - Alcohol, Drug Abuse and Mental Health Program Office. The contents should not be construed as official policy of the funding agency.

MARIJUANA

Classification:	Depressant, Hallucinogen
Slang Names:	Dope, weel, herb, grass, pot, hashish, hash
Method of Use:	Smoking, eating, and intravenous injection
Dependence Potential:	Psychologically addictive

What is Marijuana?

Marijuana is the common name for a crude drug made from the plant *Cannabis Sativa*. The main mind-altering (psychoactive) ingredient in marijuana is THC (delta-9-tetrahydrocannabinol). More than 400 other chemicals also are in the plant. A marijuana cigarette or "joint" is made from the dried particles of the plant. The amount of THC in the marijuana determines how strong its effects. Marijuana available today is as much as ten times more potent than marijuana used in the early 1970s.

What is Hashish?

Hashish is a concentrated form of marijuana made by taking resin from the leaves and flowers of the marijuana plant and pressing them into cakes or slabs. Hash is mostly smoked in a pipe rather than rolled into a cigarette. It is usually stronger than crude marijuana because it contains five to ten times as much THC. Hash oil may contain up to 50 percent THC.

Marijuana in the Body

When marijuana is smoked, it travels down the windpipe and into the lungs. Once in the lungs, the smoke passes through the bronchi and into the alveoli (air sacs) where the THC passes into the bloodstream. THC is then absorbed by most tissues and organs in the body, especially fat cells and organs such as the brain. The "high" reaches its peak in approximately 10-30 minutes and will last from two to eight hours, depending on the amount of marijuana used.

It takes a week to one month for all the chemicals from one marijuana cigarette to leave the body. As more marijuana is smoked, THC accumulates in the cells and the body is never drug free. When chronic users stop using marijuana, it takes about three months for the accumulation of THC to leave the body.

When marijuana is eaten, it enters the stomach and is broken down for digestion by enzymes. At this time, THC passes into the bloodstream. Smoking marijuana puts 5-10 times more THC into the body than eating.

Signs and Symptoms of Marijuana Use

Loud talking and bursts of laughter in early stages of intoxication
 Drowsiness or stupor in later stages of intoxication
 Forgetfulness in conversation
 Chronic redness of the eye
 Odor similar to burning rope on clothing or breath
 Decrease in school or work performance; truancy
 Neglect of personal hygiene
 Change of friends
 Paranoia, defensiveness, secretiveness, self-centeredness
 Depression
 Mood swings
 A motivational syndrome
 Distorted sense of time

Use or possession of paraphernalia such as cigarette rolling papers, "roach" clips (used to hold the cigarette), and pipes or a "bong" (a water pipe for cooling smoke so the user can inhale more)

Immediate Effects of Marijuana

Immediate physical effects of marijuana are elevated heart and pulse rates, bloodshot eyes, and a dry mouth and throat.

Marijuana impairs or reduces short-term memory, alters one's sense of time, and reduces the ability to do things which require concentration, swift reactions, and coordination. Experiments have shown that marijuana affects a wide range of skills needed for safe driving. These skills are impaired for a least 4-6 hours after smoking a single marijuana cigarette, long after the "high" is gone. Thinking and reflexes are slowed, making it hard for an impaired driver to respond to sudden, unexpected events. A driver's ability to steer properly, brake quickly, and maintain speed and proper distance between cars is affected, according to research.

Long-Term Effects of Marijuana

Marijuana and its potent chemical THC cause cell abnormalities, alter normal cell division, affect genetic make-up of new cells and lower cell immunity, increasing the possibility of viral infections among users.

THC causes enlargement of the area between nerve cells, resulting in poor transmission of nerve impulses between these cells. This "tampering" has several effects on the nervous system including:

Impaired speech
 Difficulty in comprehending complex ideas
 Loss of memory

Difficulty in concentrating or focusing on one subject
 Irregular sleep habits; insomnia
 Mood swings
 Lack of body coordination
 Decrease in muscle strength
 Blurred vision and impaired visual perception

Marijuana is harmful to the entire respiratory system from the sinus cavities to the air sacs within the lungs. Marijuana smoke is more harmful than tobacco smoke, and users have a much higher incidence of respiratory disease than nonusers. Other respiratory problems associated with marijuana use are:

Sinusitis - an inflammation of the lining of the sinuses, which is a result of smoke irritation to the nostrils.

Bronchitis - an inflammation of the bronchial tubes which take air from the windpipe to the lungs. Chronic marijuana users often cough up yellowish-green mucus which may be tinged with blood.

Lung cancer - marijuana smoke contains more cancer-causing chemicals than tobacco smoke. Smoking three to five marijuana "joints" a week is equivalent to smoking 16 cigarettes every day.

Smoking one marijuana cigarette has the immediate effect of increasing heart rate and blood pressure as much as 50 percent. Marijuana increases the amount of toxic carbon monoxide in the blood, thereby reducing the amount of oxygen which reaches the heart. Increased blood pressure and changes in the blood vessels are reflected by the typical red or bloodshot eyes of the marijuana user.

Chest pains have been attributed to marijuana use. People who suffer from angina, high blood pressure, diabetes, or other heart problems take an even greater risk smoking marijuana.

Marijuana can have far-reaching effects on the reproductive systems of both males and females.

Effects on males:

Decreased masculinity. Use of marijuana results in lowered levels of the male hormone testosterone. This hormone is essential for the development and support of male secondary sexual characteristics such as hair growth, voice tone, and muscle distribution.

Impotency. Male users of marijuana may experience an inability to function sexually.

Infertility. Moderate to heavy marijuana use, especially among 12 to 17 year-olds, can result in decreased or zero sperm production. Studies indicate increased production of abnormal sperm among users, which can result in birth defects in offspring.

Effects on females:

Decreased femininity. Marijuana use by females increase the amount of testosterone in the body, causing an increase in acne and such male characteristics as body and facial hair, and flattening of the breast and buttocks.

Infertility. Use of marijuana may interrupt the menstrual cycle and interfere with reproductive health and fertility. THC can cause irreversible damage to the supply of eggs from the ovaries.

Pregnancy complications. Research suggests that using marijuana during pregnancy may result in premature births, low-birth weights, birth defects and an increased infant mortality rate. Nursing mothers can transfer THC to their babies through their breast milk.

Other Effects of Marijuana

Chronic use of marijuana acts as an escape from stress, allowing the user to block out pain, frustration or confusion. However, as the user repeatedly uses marijuana to escape, he becomes less and less able to cope with everyday challenges. This behavior is known as the amotivational syndrome. Chronic users lose interest in achieving goals and instead become moody, easily fatigued, depressed, and experience difficulty in coping with stressful or complex situations.

Similar to the amotivational syndrome, burnout is the effect of prolonged marijuana use. Heavy users become dull and inattentive and sometimes unaware of their surroundings. They often do not respond when spoken to and do not realize they have a problem.

A common negative reaction to marijuana is the "acute panic anxiety reaction." People describe this an extreme fear of "losing control," which causes panic. Symptoms usually disappear within five to eight hours.

Gateway Drug

Marijuana is considered to be a gateway drug. This means marijuana users tend to move on to more harmful drugs such as cocaine, heroin or LSD. Evidence shows that 60 percent of marijuana users go on to use harder drugs while the odds against non-users trying other substances are 98 to 1. A survey of heavy marijuana users showed that 74 percent have also used cocaine. However, there is no conclusive evidence that marijuana causes the use of more potent substances.

When marijuana is combined with other drugs such as alcohol, the effects of each are compounded and become several times more harmful.

While marijuana may not be physically addictive, regular users can develop a psychological dependence. Those who are psychologically dependent have difficulty limiting their use of the drug and can experience side effects such as insomnia and irritability when denied access to marijuana.

For more information contact:

The Florida Alcohol and Drug Abuse Associate Clearinghouse
1286 North Paul Russell Road, Tallahassee, Florida 32301
904-878-2196

This material was published by the Florida Alcohol and Drug Abuse Association as part of a contract with The Governor's Drug-Free Communities Project. The contents should not be construed as official policy of the funding agency.

U S T T H E F A C T

NUTRITION

Helping the High-risk Teen

Nutrition plays an important role in how well our children learn, concentrate, get along with others and play. Energy levels and moods vary with the types of food we eat, and this is especially true for adolescents. The physical changes that occur during this period of rapid growth increase nutrient needs at a time when many teens are skipping meals, snacking, eating away from home and sometimes relying on unconventional diets.

For the high-risk adolescent, the teen on his or her own or from a dysfunctional family, or one who is exhibiting delinquent behaviors, nutrition is especially important as a physical stabilizer: the more well-balanced the body, the easier it is to balance the behavior.

The adolescent's search for independence and identity, his desire for peer acceptance, and his preoccupation with physical appearance may affect eating habits, food choices and, consequently, nutrient intake. Recent research indicates that many foods and some food additives can cause clinical disorders like headaches, rashes, hyperactivity, asthma, depression and general irritability in many people. For example, 70% of people suffering from migraines who were studied at the National Hospital for Nervous Disorders in London were found to be allergic to certain foods. Elimination of these foods from their diets brought almost total relief from the migraines in only two weeks.

Behavior problems can also be contributed to the foods we eat. Food intolerances have been found to play a role in delinquency. Milk craving, for example, has been shown to result from an addictive allergy which leads to aggressive behavior. Knowing this, it is not surprising to discover that researchers have demonstrated that many juvenile delinquents consume up to six quarts of milk daily.

In research on children between three and 16 years of age who suffered from severe and frequent headaches, 93% stopped having headaches when they were put on a rotating, controlled nutritional plan.

Why Balance is Important

To stay healthy, our bodies need about 40 different nutrients every day. These nutrients work in combination with each other. Most foods contain some nutrients, but no single food insures that we don't get too much or too little of a particular nutrient. Too much can be as bad as too little, especially certain vitamins or minerals. Most of us have too much sugar, salt and fat in our diets, and this is particularly true of teens who often skip or miss meals, and frequently rely on snacks and fast foods.

It is estimated that 17% of the US teen population is at nutritional risk. Girls are often at risk because they require fewer calories to maintain weight and may lack proper nutrients in their diets. Boys tend to require more calories but may lack proper nutrients because of poor food choices. Nutrients most lacking in the adolescent diet are calcium and iron. Vitamins A, B-6, zinc, and magnesium are also often in short supply in the diets of adolescents.

As parents and caregivers, we have very little control over what our adolescents eat, especially the high-risk teen, even if they are at home at mealtime. But we can see that the right foods are available to our teens, and we can teach them how to make smart food choices from the Four Food Group Plan.

Basic 4 Foods Every Day

- 4 servings of fruits/vegetables
- 4 servings from the bread/cereal group
- 2 servings of protein (meat, fish, poultry, or beans)
- 4 servings of milk/dairy products

The meal adolescents most frequently eat is dinner or the evening meal. This is an opening to provide essential nutrition and to offer at least one close family activity. It's not a bad idea to make dinner together a household rule!

Balancing our diets takes care of more than our physical health. If we take the few extra minutes to prepare a wholesome meal and pull the family together, we've begun to take care of our family's need to interact and share. Thinking about what we eat also begins a wonderful habit of thinking about our overall well-being.

For the adolescent at risk, this family meal may not be a reality, but given some nutritional information, the adolescent at risk can take the lead and pull together other siblings for some semblance of a "family meal."

We can also exercise some control by creatively and wisely choosing the type of snacks we keep on hand. Nutritious snacks can make a beneficial contribution to the total nutrients often lacking in teens' diets. According to USDA survey data, snacks are responsible for an increased intake of calcium, magnesium, vitamin B-6 and iron.

Try Something Different

Cookies, hamburgers, pizza, and other things our adolescents love can stay on the table, but here are some new things, too. Feeding your family balanced meals doesn't mean spending more money on food or more time buying and preparing it. Balance means cutting down on fatty and sugary foods and offering more complex carbohydrates that give energy, not just empty calories.

Suggestions

Fresh foods are great, though they are seasonal and can be difficult to keep on hand. Buy lots of what is affordable and in season and freeze some. If you can't buy fresh fruits and vegetables, buy frozen ones. Canned foods are next best, though try to buy those with low salt and no added sugar.

What's good for snacks. Snacks like potato and taco chips, bagged cookies and granola bars are expensive and have lots of salt, sugar and fat. We can do better by buying nutritious snacks like raisins, unsalted sunflower seeds, celery sticks (great with peanut butter or other nut butters spread on them), nuts (plain and unsalted, not fancy mixes), dried fruit, carrots, and plain crackers. Pick up snacks like popcorn (easy on the butter and salt!), rice cakes, cheese, or sesame sticks...snacks offering variety and nutrition. The younger you start a child on healthy snacks, the better!

Frozen dinners, packaged lunch meat. Though they save time, frozen dinners are hard on the food budget. Packaged lunch meats are also expensive. Try buying a small ham or a turkey breast and slicing it up instead. Freeze leftovers to make another day's meal preparation faster and less expensive.

Protein means more than just meat. Beans are an excellent and inexpensive source of protein.

Spruce up simple foods like rice and pasta with onions, peppers, and other spices.

Closing Tip

Independence is a goal of adolescence! Food is one area used to express this goal. The positive role model can help make this search for independence a rewarding experience by providing a wide variety of healthy foods. This can result in a "win" for both parents and adolescents: the adolescent exercises his right to select a diet, and the adult provides the foundation for making good choices!

For More Information:

The Clearinghouse
Florida Alcohol and Drug Abuse Association
1286 North Paul Russell Road
Tallahassee, Florida 32301
(904) 878-2196

This material was printed as part of a contract with the Department of HRS, Alcohol, Drug Abuse and Mental Health Program Office. The contents should not be construed as official policy of the funding agency.

OPIATES

Classification:	Narcotic
Slang Names:	Heroin - dope, H, junk, scag, smack, brown sugar, Mexican mud, horse Codeine - Schoolboy Dilaudid - big D, D's, dillies, stuff, pills Morphine - dope, M, Miss Emma, mud, sister
Method of Use:	orally, injected, inhaled, smoked
Dependence Potential:	physically and psychologically addictive

What are Opiates?

Opiates are central nervous system depressants which are often used medically to relieve pain. They are from a resin taken from poppy plants found in countries throughout the world, including Mexico, Turkey, India, China, Burma and Yugoslavia. This resin can be converted into opium, heroin, codeine and morphine. Other opiates such as meperidine (Demerol), Darvon, Percodan, Dilaudid, Talwin and Methadone are synthesized or manufactured by modifying the chemicals found in opium.

Opiates have a high potential for abuse and are found in a variety of forms including: powders, liquids, tablets, syrups, and prescription from a physician such as morphine, codeine and dilaudid. These drugs are used to relieve pain, cough and diarrhea. Other opiates are popular "street" drugs such as heroin—the most potent and commonly abused opiate.

Opiates are usually taken orally except in the case of heroin which is in powder form. Heroin users generally begin sniffing the drug and then gradually advance to injecting it. The powder is dissolved in water and heated in order to reduce it to a liquid form. The user then injects the substance either subcutaneously or intravenously. Subcutaneous injection ("skin popping") is when heroin solution is injected into the layers of skin—usually in the arms or thighs. Intravenous injection ("mainlining") is when the heroin is injected into a vein. When injecting, the effects of heroin are felt within minutes and last between three to four hours—depending on the dosage.

Street heroin can be a white or brownish powder and is usually diluted or "cut" with other substances such as sugar, powdered milk or quinine in order to increase the bulk amount sold to the user.

Psychological Effects of Opiates

Like other depressants, opiates produce a tranquil and euphoric effect. Users who inject an opiate such as heroin may also experience a "rush" as the drug circulates through their system. Some users combine opiates with a stimulant such as cocaine. This is called "speedballing." The stimulant is supposed to keep the user from falling asleep from the effects of the opiate, and the opiate is supposed to reduce the hyperactive effects often caused by stimulants.

Psychological dependence is probable with continued use of opiates. When someone becomes dependent, finding and using the drug become their main focus. Opiates also induce tolerance—the need for more of the drug in order to produce the same effects.

Physical Effects of Opiate Use

The physical effects of opiates depend on the opiate used, its source, the dose and the method in which it is used.

Opiates slow down breathing, heart rate and brain activity and depress areas of the brain which control appetite, thirst and sexual desire. The body's tolerance to pain is also increased.

The dangers of opiates are generally caused by using too much of the drug, contamination of the drug, combining several drugs, or using unsterile needles when injecting the drug. Use of unsterile needles can lead to hepatitis, tetanus or AIDS.

Regular opiate users who abruptly stop using the drug will experience withdrawal symptoms that usually begin 4-6 hours after the last dose. Symptoms include uneasiness, diarrhea, abdominal cramps, chills, sweating, nausea, runny nose and eyes irritability, weakness, tremors and insomnia. The intensity of these symptoms depends on how much of the drug was taken, how often and for how long. These symptoms are usually strongest 24-72 hours after they begin and can persist for 7-10 days. Sometimes sleeplessness and craving for the drug can last for several months.

Opiates are also harmful to a developing fetus. Pregnant women who are dependent on opiates have a higher risk for spontaneous abortions, breech deliveries, premature births and stillbirths. Babies born to opiate-addicted mothers often have withdrawal symptoms similar to adults. These symptoms may last several weeks or months. Researchers have also found an increased risk of Sudden Infant Death Syndrome (SIDS) among babies born to heroin-addicted mothers.

Treating Opiate Addiction

The following are basic approaches to treating opiate addiction:

Detoxification - supervised withdrawal from the drug in a hospital or on an outpatient basis

Therapeutic Community - patients live in a highly structured, drug-free environment

Outpatient Drug-free Programs - which emphasize various forms of counseling such as group or individual

Methadone Maintenance - patients receive methadone daily as substitute for heroin. Methadone is taken orally and is active for more than 24 hours. (The effects of heroin usually last four to six hours.) Methadone does not produce the

same high as heroin; however, it does prevent craving for the drug and withdrawal symptoms, thus allowing the patient to concentrate on recovering.

Naltrexone - is a nonaddicting, long-acting adjunctive medication that is used to maintain abstinence in patients detoxified from opiates. It blocks the euphoric effects of opioids, thus preventing the redevelopment of opiod dependency. Recently, researchers have found that combining clonidine, a drug used to treat high blood pressure, with naltrexone, may help the patient tolerate withdrawal symptoms while on naltrexone. Usually, patients suffer from withdrawal symptoms for 2-4 weeks. Patients treated with the clonidine/naltrexone combination experience acute symptoms for only the first half day of treatment.

LAAM (L-Alpha-Acetyl-Methadol) - is often called "long-acting methadone" because its effects last two to three days between oral doses. The development of LAAM began in the 1970s, but its manufacture was blocked by legal, political and economic problems. Today, LAAM is considered an "orphan" drug and awaits sponsorship by a pharmaceutical company for production.

Signs and Symptoms of Opiate Use

The following are signs and symptoms often associated with opiate use:

- Lethargy, drowsiness
- Constricted pupils and reduced vision
- Shallow breathing
- Needle or track marks on inner arms or other parts of the body from injecting needles
- Redness and raw nostrils from sniffing heroin
- Excessive perspiration, shaking, vomiting, chills or other withdrawal symptoms
- Use or possession of paraphernalia including syringes, bent spoons, bottle caps, eye droppers, rubber tubing, cotton and needles

For More Information:

Florida Alcohol and Drug Abuse Association Clearinghouse
 1286 North Paul Russell Road
 Tallahassee, Florida 32301
 904/878-6922

This material was printed and distributed as a part of a contract with the Department of HRS, Alcohol, Drug Abuse and Mental Health Program Office—Drug Abuse Section and the Department of Education. The contents should not be construed as official policy of the funding agency.

PCP

Classification:	Hallucinogen; Anesthetic
Slang Names:	Angel Dust, Killer Weed, supergrass, crystal, cyclone, elephant tranquilizer, hog, embalming fluid, KJ, peace pill, PeaCe Pill
Method of Use:	swallowed, smoked, sniffed, injected
Dependence Potential	psychologically addictive and may be physically addictive

What is PCP?

PCP (Phencyclidine) is a synthetic drug that was first developed as an anesthetic agent for surgery in the 1950s. It was soon taken off the market for human use because of its unwanted side effects. Today, its only legal use is in veterinary medicine.

PCP is notorious for its variety of effects - acting at times as a stimulant, depressant or hallucinogen - and for its unpredictability. In spite of its bad reputation, PCP remains popular on the street. It is cheap, often masqueraded as other street drugs such as THC, the active ingredient in marijuana, and is easy to make. Many underground laboratories are producing the drug, selling it, and making an attractive profit. As a result, users can never be sure of what they are actually buying since it is manufactured illegally.

PCP comes in several different forms - in its original form as a white or yellowish-white powder, as a tablet, or as a capsule.

Different methods of use induce different effects. The most popular method of use is smoking marijuana, parsley, or tobacco sprinkled with PCP powder. Users find they can control the effects of PCP better this way. PCP can be taken orally by capsule or tablet and usually means getting larger doses of the drug. Snorting or injecting low doses of PCP produces a "rush" and enhances the anesthetic effects of the drug. Many users take PCP without knowing what they're taking, while others choose to use PCP regularly. PCP is a powerful drug, even in small doses, and as all psychoactive (mind-altering) drugs, effects may vary depending on the amount taken, how it is taken, and who's taking it.

The Effects of PCP Use

When taken orally, PCP produce a high that can last between 5 and 8 hours. When smoked or injected, effects can last any where from 3 to 5 hours. The high itself is hard to describe - users generally report a variety of physical and psychological effects. The drug seems to disassociate the user from reality - it feels as if the user is in a fantasy world - sometimes pleasant, sometimes not.

Physical effects of PCP in small doses causes sedation, numbness of the extremities, loss of muscle coordination, and dizziness. Users tend to have a blank stare or experience involuntary rapid eye movements accompanied by blurred or double vision. Users may also

experience flushing, profuse sweating, nausea, vomiting and an increase in heart rate, blood pressure and breathing rate.

In larger doses, PCP's painkilling and anesthetic qualities are prevalent. There is a significant drop in blood pressure, breathing and heart rate. Users appear drunk because they are so uncoordinated. They may experience shivering, increased salivation, watery eyes, loss of balance, dizziness, muscular rigidity, and exhibit repetitive movements such as rocking back and forth. Their speech is often confused and their vision may be distorted. For the next few hours, thinking, remembering, and making decisions can be very difficult.

At high doses, PCP users become extremely agitated which is commonly followed by seizures or coma. The coma can last for a few days to several weeks. These symptoms mimic the agitation, delusions and mental confusion exhibited by individuals suffering from schizophrenia. Massive PCP overdoses can kill.

PCP users may experience "trips" that last from one to six hours. At the beginning of a PCP trip, users report feeling as if they are outside of their body. They have a distorted image of themselves and their surroundings. As the trip progresses, they begin to hallucinate, become confused and lose track of time and space. During this time, some users may become aggressive and violent while others may withdraw and have difficulty communicating. In the final stages, users may become depressed, irritable and alienated from their surroundings.

Other Dangers of PCP Use

More PCP users have died from accidents caused by the anesthetic qualities and the strange behavior associated with this drug than from the actual chemical effects of the drug.

Because PCP is an anesthetic, it deadens feelings in the extremities, making it almost impossible for users to feel any pain. Cuts, burns, bruises and broken bones go undetected until the drug has worn off. Therefore, users could die in a fire because PCP has made them insensitive to the burning. Or, they may bleed to death - never realizing they were even cut. There have been reports of PCP users falling off of roofs and out of windows because of the intoxicating effects - or users drowning because they were so disoriented that they did not know which way was up. Because PCP can produce violent behavior, users have been known to assault others or injure themselves-sometimes resulting in murder or suicide.

Long-term Effects of PCP Use

Prolonged users of PCP regularly experience disturbances in judgment, memory, concentration and perception even after they have stopped using the drug. They report speech problems as well as hearing voices and sounds that don't exist. Chronic users may have flashbacks (experiencing a drug's effects without taking the drug) and are subject to recurring bouts of anxiety and depression. Some past users have also exhibited outbreaks of violent behavior and PCP-induced psychoses (a disturbance of the user's thought processes).

Signs and Symptoms of PCP Use

The following are signs that may indicate the use of PCP:

- unpredictable behavior; mood swings
- intoxication
- disorientation; agitation
- violent, aggressive behavior
- fear, terror, shivering
- blank stare
- rigid muscles
- pupils may be dilated
- mask-like facial appearance
- floating pupils - appear to follow a moving object
- comatose if large amounts consumed; eyes may be opened or closed

For More Information:

Clearinghouse
Florida Alcohol and Drug Abuse Association
1286 North Paul Russell Road
Tallahassee, Florida 32301

This material was printed and distributed as a part of a contract with the Department of Education and the Department of HRS, Alcohol, Drug Abuse and Mental Health Program Office - Drug Abuse Section. The contents should not be construed as official policy of the funding agency.

STERIODS

Anabolic Steroids are synthetic forms of the male sex hormone testosterone. Testosterone has many jobs in the body including stimulating the development of bone, muscle, skin, hair growth, lowering of the voice, and emotional responses. When too much testosterone is produced, the body reacts in several ways such as shutting down skeletal growth mechanisms. This can result in stunted growth, shriveled testicles, lowered sperm counts or balding. Women naturally produce very little testosterone. Consequently, when they take anabolic steroids they develop masculine characteristics—some of which are irreversible.

Steroids were originally developed in the 1930s to help maintain strength in aging men and to help those men whose bodies did not produce adequate amounts of natural testosterone. Athletes began using anabolic steroids more than 30 years ago after East Europeans and Russians dominated an international sporting event. It was later discovered that these athletes had used testosterone to strengthen themselves.

In 1960, Dr. John B. Ziegler, a Pennsylvania physician, became interested in weight training and began to experiment with steroids. He discovered that the use of steroids would somehow increase the utilization of protein in the body and form additional muscle in those who trained their bodies and were well nourished. In time, he found that he had increased his muscular size and strength at a greater rate than if he had only lifted weights and eaten heartily. The craze for steroids began after he reported his findings in a weight-training magazine.

Steroids are a controlled substance in the United States—meaning a prescription is required to obtain this drug. Physicians soon became inundated with requests for prescriptions from weight-lifters, football players, shot putters and other athletes—all hoping to improve their performance, shorten their training hours or accelerate their physical development. At first, physicians were more than willing to prescribe steroids. Dr. Robert Voy, chief medical officer for the U.S. Olympic Committee, conducted a small study that indicated 30-40% of the steroids used by body builders came from physicians. This figure has dropped since reports of the serious side effects of the drug and also because there is little evidence to show the benefits of using steroids.

In 1980, Dr. Alan J. Ryan, editor of *Physician and Sportsmedicine*, reviewed 25 cases in which steroids were administered to increase strength. He found many inconsistencies among the studies and concluded that there was not substantial evidence that the use of anabolic steroids in conjunction with weight training would increase muscular size and strength. However, there was strong evidence that anabolic steroids did not contribute significantly to muscular growth and strength in healthy males, and the presumed increase of muscle tissue was due to the steroids causing the body to retain salt and water. This water retention causes the user to gain weight and exhibit what many bodybuilders have labeled “that puffy look.” The users usually look puffy around the face, neck, and lower body—athletes and experts know that normal muscle gain looks anything but puffy.

In a 1987 issue of *Clinical Pharmacy*, researchers Michael W. Kibble and Mary B. Ross reported that steroids increase muscle mass and strength "only in persons who are already weight-trained and who continue intensive training while maintaining a high-protein, high-calorie diet.

Athletes who do use steroids and actually increase their muscle size and strength do so as a result of two factors: a) they have probably been training harder, and b) the belief that the drug will produce the desired effect; thus the "placebo" effect takes place. A placebo contains no medical benefit and is used more for a psychological relief for the perceived problem. The athlete believes that the drug is doing all the work but, actually, they are training harder which is producing the desired effects.

It has also been noted that the use of steroids to gain muscle and strength does not necessarily mean the strengthening of tendons and ligaments. This imbalance could result in a serious injury.

Side-Effects and Adverse Reactions

There are over 70 side effects of steroid use ranging from liver cancer to acne. The liver, cardiovascular and reproductive systems are the hardest hit by steroids. Effects also encompass psychological reactions. These reactions include depression and aggressive behavior often called "roid rage." Side effects may not show up for years, such as heart attacks or strokes, and some may not be recognized, such as stunted growth. Other effects include:

acne	cancer
cholesterol increase	heart disease
water retention	high blood pressure
jaundice	liver disease
male pattern baldness	shrunken testicles
prostate enlargement	sterility
stunted growth	kidney damage

Women experience side effects (some of which are irreversible) such as a lowered voice, growth of facial and chest hair, menstrual irregularities, breast reduction, fetal damage and sterility.

Other Possible Reactions to Steroid Use

Listed below are additional side effects that users may experience.

- anaphylactic shock or septic shock from using injections (blood poisoning)
- abdominal or stomach pains
- black, tarry or light-colored stools
- bone pain and muscle cramps
- chills

diarrhea, nausea, vomiting (sometimes vomiting blood)
 depression, fatigue, listlessness
 dark-colored urine (in mature males—a frequent urge to urinate)
 fever
 headache (continuing)
 insomnia
 hives, rash
 unnatural hair growth
 sore tongue
 feeling of abdominal or stomach fullness

Signs of Steroid Use

Athletes using steroids can be identified by:

quick weight and muscle gains
 purple or red-colored spots on the body
 swelling of feet or lower legs
 trembling
 unexplained darkening of the skin
 bad breath
 increased aggressive behavior ("roid rage")

Conclusion

Today, efforts are being taken to deter the use of steroids. The Food and Drug Administration, the U.S. Justice Department and the Customs Service are cracking down on the steroid black market. Athletes, body builders, and other sports officials are denouncing the use of steroids. The National Football League recently began suspending players that tested positive for the use of the drug. Champion bodybuilders and wrestlers are encouraging new comers to avoid steroids, as Lee "Mr. Olympia" Haney notes, "You'll ultimately make your best body-building gains if you avoid steroid usage and just concentrate on hard training and good nutrition."

For More Information:

Florida Alcohol and Drug Abuse Association Clearinghouse
 1286 North Paul Russell Road
 Tallahassee, Florida 32301
 904/878-6922

This material was printed and distributed as a part of a contract with the Department of Education and the Department of HRS, Alcohol, Drug Abuse and Mental Health Program Office. The contents should not be construed as official policy of the funding agency.

TOBACCO

Classification: Mild stimulant
Method of Use: Smoked, Orally, Inhaled
Dependence Potential: Physically and psychologically addictive

What is Tobacco?

Tobacco is a plant which grows in a wide range of soil and climate conditions. Its nonedible leaf is dried and used to produce cigarettes, pipe tobacco, cigars, chewing tobacco and snuff.

Tobacco contains over 4,000 different gases, particles and compounds including tar, nicotine and carbon monoxide. Tobacco smoke "tar" is composed of several thousand chemicals that can damage lung tissue and cause several diseases. Some of these chemicals include: acids, alcohols, aldehydes, ketones, aromatic hydrocarbons and corrosive gases such as cyanide and nitrogen oxide.

Nicotine is found only in tobacco. It acts as a mild stimulant to the central nervous system and is what causes the addiction to tobacco products. Like other stimulants, nicotine makes blood vessels constrict, causing an increase in the heart rate and blood pressure and decreasing the user's appetite. In new smokers, nicotine often causes nausea. In large doses, nicotine can also cause tremors, quickened breathing and a decrease in the production of urine.

Carbon monoxide, which makes up about four percent of tobacco smoke, impairs the oxygen-carrying capacity of the blood to the body's tissues, literally driving the oxygen out of the red blood cells. At the same time nicotine is causing the heart to work harder, it is depriving the heart of the extra oxygen it needs. Carbon monoxide also promotes cholesterol deposits in arteries, impairs vision and judgment, and reduces attentiveness to sounds.

Cigarettes, Pipes and Cigars

Smoking is the single largest preventable cause of premature death and disability in the United States and is related to 390,000 deaths each year. According to the American Cancer Society, the average smoker consumes about a pack and a half of cigarettes a day at a cost of \$900.00 a year.

Costs for medical care related to smoking are estimated at \$22 billion annually, and the cost to the economy from lost productivity is about twice as much as direct health care costs.

The moment the smoke from a cigarette, pipe or cigar is inhaled, it attacks the tissues of the mouth, tongue, throat, esophagus, air passages and lungs. In the lungs, most of the inhaled compounds are retained. Once nicotine is absorbed into the lungs, its effects reach the brain within six seconds - twice as fast as mainlining heroin.

Smoking can produce a feeling of well being in habitual users; however, smoking releases epinephrine, a hormone which creates physiological stress in the smoker rather than relaxation.

Low Tar/Nicotine, Filtered and Mentholated Cigarettes

Research shows that there is no "safe" cigarette; however, the American Cancer Society suggests that those who cannot quit smoking should switch to brands with low tar and nicotine (T/N). Low T/N smokers seem to find it easier to quit smoking altogether than high T/N smokers, and research indicates that the mortality rate of low T/N smokers is 16% lower than that of high T/N smokers.

Yet, it is important to remember that low tar and nicotine cigarettes contain other poisonous compounds. Many low T/N brands have reduced taste. In an effort to satisfy smokers, manufacturers add a variety of flavoring compounds, some of which are known to be carcinogenic (cancer-causing) or toxic.

Filtered cigarettes have been shown to reduce the risks of lung cancer in smokers; however, some brands have been found to produce more carbon monoxide than unfiltered cigarettes, thereby increasing the risks of heart disease.

Mentholated cigarettes produce a cool sensation in the throat when smoke is inhaled. Research so far has not shown if menthol has any effect on the risks of cigarette smoking.

Smokeless Tobacco

The use of smokeless tobacco is increasing, especially among young males. Recent reports from the American Cancer Society indicate that smokeless tobacco is used by at least 12 million people in the United States, half of these regular users.

There are two types of smokeless tobacco: chewing tobacco and snuff. Chewing tobacco is used orally and is treated with "saucing compounds" which contain sugar, honey, or molasses and flavorings such as licorice. Users usually put a golf ball-size wad of tobacco in the pouch of their cheek and suck on it. The user spits frequently to get rid of the tobacco. Snuff is processed into a coarse, moist powder and is "dipped" or placed between the cheek and gum where it stimulates the flow of saliva and mixes with it. Again, the user spits frequently to get rid of the snuff. Snuff can also be inhaled through the nose. Nicotine from the tobacco is readily absorbed in the mouth and nose and distributed throughout the body. Users become as addicted to nicotine's effects as smokers do.

Health hazards associated with smokeless tobacco include: white patches in the mouth (leukoplakia); a diminished sense of taste and smell; dental problems such as receding gums, tooth discoloration, weakened tooth enamel and bad breath; and an increased risk of cancers of the mouth. Another negative aspect is that smokeless tobacco users often turn to cigarettes because nicotine gets into the system faster when it is inhaled in cigarette smoke.

Passive Smoking

Passive or second-hand smoking is the involuntary inhaling of tobacco smoke by nonsmokers in a smoke-filled atmosphere. These nonsmokers inhale a great deal of side-stream smoke - smoke that is not drawn through the cigarette. Side-stream smoke contains much higher percentages of tar, nicotine, and noxious gases than the smoke that is exhaled by a smoker.

To some, second-hand smoke causes breathing difficulties; to others it may set off a severe allergic reaction. A report from the National Academy of Sciences says that about 2,400 lung cancer deaths a year may be caused by second-hand smoke. Other studies have found that nonsmoking wives of smoking husbands have a 35 percent higher risk of lung cancer compared with women whose husbands don't smoke.

Children in households where one or both parents smoke have a greater chance of developing certain illnesses such as colds, bronchitis, pneumonia, chronic coughs, ear infections, allergic reactions and reduced lung function. As with adults, the more smoke a child is exposed to, the higher the risk is that the child will develop complications. Also, children who grow up in homes with parents who smoke are twice as likely to become smokers themselves.

In the workplace, smoke can spread throughout the office and each workday is enough time to expose coworkers to the risk of second-hand smoke. Many business and industries have begun to restrict smoking to certain areas in an effort to combat these health hazards.

Long-Term Effects of Tobacco Use

The use of tobacco has been implicated in cancers of the mouth, larynx, pharynx, esophagus, pancreas, cervix, uterus and bladder. Smoking accounts for approximately 30 percent of all cancer deaths, is a major cause of heart-disease, and is linked to colds, gastric ulcers, chronic bronchitis, and emphysema. The American Cancer Society estimates that smoking cigarettes accounts for 85 percent of lung cancer cases among males and 75 percent among females.

Tobacco and The Lungs

In the lungs, cancerous agents of tobacco smoke attack tissue and tiny air sacs where the oxygen/carbon dioxide exchange takes place. As damage to the lungs continues, breathing capacity is destroyed, leading to emphysema. Emphysema is a noncancerous lung disease that destroys the elasticity of the lungs and impairs its ability to inhale and exhale properly. Tissue affected by emphysema can be repaired or replaced, and the smoker eventually has to gasp for breath. Emphysema kills approximately 16,000 Americans each year.

Lung cancer begins with the constant irritation of smoke on the lining of the bronchi. These hairlike cilia which filter air disappear from the lining and a mucus is secreted to take its place. This mucus then becomes trapped and is forced out of the lung by "smoker's cough."

If a smoker gives up smoking before cancerous cells are present, the bronchial lining can repair itself. Its abnormal cell growth has begun, the cancer will spread, blocking the

bronchi and attacking other lung tissue. As the cancer progresses, the abnormal cells break loose from the lung and are carried by the lymphatic system to other vital organs, where new cancers begin.

The five-year survival rate for lung cancer is less than ten percent. The disease is rarely detected early enough for cure because lung cancer often shows no symptoms until it is far advanced.

Tobacco and the Heart

The American Heart Association estimates that about one-fourth of fatal heart attacks are caused by cigarette smoking, about 120,000 heart attack deaths per year.

Tobacco smoke is a major independent risk factor for fatal and non-fatal heart attacks in both men and women. The risk of heart attacks, strokes, and blood clots increases tenfold for women who both smoke and use oral contraceptives.

Smoking and Pregnancy

Tobacco has significant adverse effects for pregnant women. Smoke in the mother's bloodstream alters the heart rate, blood pressure, oxygen supply, and acid balance of the unborn child. An expectant mother who smokes two packs a day blocks off the equivalent of 25 percent of the oxygen supply to the fetus.

Pregnant smokers experience more stillbirths, spontaneous abortions, premature births, and low-weight babies than nonsmoking mothers. Children born to mothers who smoke during pregnancy may have measurable deficiencies in physical growth, learning disabilities, birth defects and chronic breathing difficulties.

Dependency and Withdrawal

The use of tobacco is addictive. According to the National Institute on Drug Abuse (NIDA), most users develop tolerance to nicotine - the need for greater amounts to produce a desired effect. Smokers become physically and psychologically dependent, and will suffer withdrawal symptoms when use is stopped. The severity of the symptoms differs from person to person. Generally symptoms subside in about seven days, but may last for weeks or months. Physical withdrawal symptoms include changes in body temperature, heart rate, digestion, muscle tone and appetite. Psychological symptoms include irritability, anxiety, sleep disturbances, nervousness, headaches, fatigue, nausea and a craving for tobacco which can continue for a long time. Reports show that one out of every five smokers has occasional cravings for more than five years after quitting.

Damage to tissues caused by smoking can be reversed if smoking stops before the onset of lung, heart or circulatory disease. After a year of nonsmoking, the risk of a heart attack begins to decline; after ten years of not smoking, the risk is about the same as that of a nonsmoker. The risk of lung cancer begins to decrease as soon as smoking stops and steadily drops to about that of a nonsmoker after 10 to 15 years.

Quitting Smoking and Tobacco Products

Quitting the use of any tobacco product is not an easy task. Cigarettes and other tobacco products often become a crutch during stressful times and a means of enhancing pleasure. For many, tobacco becomes not only a habit, but an addiction. Heavy users — the most addicted — have the greatest difficulty quitting as well as those who began using before age 20.

There are about 40 million ex-cigarette smokers in the U.S. today, so it can be done! Some users quit "cold turkey" - stopping use abruptly; others may make a pact with a friend or set a goal; while some may choose to go to a clinic or use a special program. It doesn't matter how. What's important is taking the first step - wanting to quit!

For More Information:

The Clearinghouse
Florida Alcohol and Drug Abuse Association
1286 North Paul Russell Road
Tallahassee, Florida 32301


This material was printed as part of a contract with the Department of Education. The contents should not be construed as official policy of the funding agency.



CONSIDER THE INFLUENCE



World
Gen



STATISTICS abound to remind educators of the growing threat and presence of drugs among middle school students.

But the fact is that early adolescents who are the emerging targets of the drug culture also present educators with a challenging opportunity... a chance to prepare those students to resist the pressure and threats *before* drugs become part of their young lifestyle.

The potential for positive influence at a critical time in the lives of middle schoolers is enormous for educators, and particularly for classroom teachers.

Drug awareness, education and prevention have traditionally been handled by such middle school educators as health teachers, guidance counselors or administrative personnel.

The Infusion Project seeks to broaden the scope of that responsibility. It provides a means for teachers in other disciplines to exert

their influence against drug and alcohol use, within the context of their own curriculum.

AN INTERACTIVE APPROACH TO ALCOHOL AND DRUG PREVENTION

Research has confirmed that the most effective education for middle school students is that which involves them interactively in the learning process. These students need more than facts; they need relevance which will motivate processing those facts to affect their daily lives. We know that participatory, interactive learning accomplishes this goal.

One type of interactive learning is *infusion learning*. We define infusion learning as the integration or infusion of a topic into the classroom presentation of pre-planned academic and other courses.

The infusion of drug use prevention material through interactive learning also relies heavily on peer interaction as part of the learning process. This strategy greatly reduces student resistance

to accepting drug-related information and facilitates processing it into their individual decision-making processes.

A READY-TO-USE CLASSROOM PROGRAM

This project has been developed by a team of educators which includes teachers like you – classroom teachers who understand the need for easy-to-apply, ready-to-implement help in a complex and sensitive area of study. It is modular in concept, and filled with examples, suggestions and ideas you can adapt to your classroom situation.

We invite you to consider the potential you have for directing young lives away from drug use... to consider the influence you can exert toward molding drug-free lives... and to consider this project as a practical blueprint for realizing both of these goals in your classroom.



BEST COPY AVAILABLE

115

How Project Modules Facilitate Infusion

THE module series, of which the project consists, is comprised of lessons which can be integrated or infused into an existing middle school curriculum. Specific areas for which modules exist include such widely diverse subjects as geography, language arts and health. Separate modules have also been developed for use in exceptional education classes.

Modules are not “drug lessons.” More specifically, they are not meant to *add* activities to an already busy class period, but to be infused with existing classroom study units; to give the student an opportunity to respond to that information and demonstrate understanding; and to enable the student to process information into his or her individual lifestyle.

A SAMPLE MODULE GUIDESHEET demonstrates how the project

modules are "ready-to-use." Each teacher is encouraged to follow the details of the guidesheets to whatever extent he or she feels is appropriate. This built-in flexibility takes advantage of the classroom teacher's discretion and creativity in providing prevention learning best suited for the individual classroom.

TO ASSIST THE CLASSROOM TEACHER, EACH MODULE PROVIDES:

1. Two-fold Module Objectives

Subject Objective - This objective should coincide with that of your own unit plan. Your Subject Objective, as prescribed on module guidelines provided, would be to demonstrate knowledge or understanding of some facet of geography, math or other class subject material. This objective is one you have already scheduled in your lesson plans.

Prevention Objective - This parallel objective relates to some area of prevention-related facts or information, exposure to which reinforces the danger of drug or alcohol use.* A typical Prevention Objective is, "Students will recognize the major effects of alcohol and/or tobacco use on each body system."

* For the purposes of this project, the term "drug" includes any depressant, stimulant, hallucinogen, narcotic or other substance which alters normal functions of the mind or body and/or which may be addictive, and/or which has the potential to cause physical, mental or psychological damage to the user. This includes alcohol, caffeine, nicotine and prescription drugs, as well as illicit drugs.

2. Materials/Resources

Teachers receive an itemized list of materials required to achieve the Subject and Prevention Objectives of each respective module. They will also be directed to appropriate reference material, which is either attached to the module guidesheet or is readily available in the school learning resource/media center.

3. Procedures/Activities

Teachers are provided a specific list of suggested student activities, discussion topics and classroom procedures which target achievement of both Prevention and Subject Objectives. Teachers may use any or as many of the items on this list as they wish... modify them to meet specific classroom needs... or develop their own activities which they feel will help reach those same objectives

4. Extension Activities

These are suggested additional classroom or out-of-class activities which take advantage of demonstrated student interest in a specific subject area. Extension Activities could range, for example, from written reports on recovering celebrity addicts and alcoholics to home-videotaped television commercials depicting alcohol and over-the-counter drugs as essential to success and well-being.

5. Teacher Tips

These are other tips, suggestions or practical bits of information which help the teacher in implementing this module and making it more effective.

In this area, special attention is given to ways to facilitate student *processing* of information and ideas they are receiving about alcohol and other drug use prevention. Processing throughout these lessons is intended to stimulate critical thinking, to cause students to identify the *personal* meaning and applications of the lesson's teachings to their lives beyond the classroom.

Finally, evaluation is as essential to measuring the effectiveness of this project as it is to any classroom lesson. We have not included any specific evaluation guidelines in the modules, however, because each module will be interpreted and presented differently by each teacher. And each classroom situation presents a unique set of circumstances. Accordingly, determining an appropriate means of evaluation is left to the individual teachers.


L A N G U A G E A R T S
W R I T I N G

SUBJECT OBJECTIVE
Students will write for a variety of purposes and audiences using all stages of the writing process.

PREVENTION OBJECTIVE
Students will recognize and practice resisting pressures to use alcohol and other drugs.

Materials/Resources:
1. Teacher activity page: "Sticky Situations"

Activities/Procedures:
1. Divide the students into groups of three to five and give each group a situation slip. The group will write a short script (play) dealing with the situation.
2. Students act out or present their scripts and plays.
3. Conduct class discussions for each situation.



Teacher Tips:
Critical thinking will facilitate infusion prevention. Suggested questions: What did I learn about myself? What will change in the future? What substance I most about this activity?

Extension Activities
If possible, videotape the plays and show them to other classes.
Have students create their own sticky situations.
Sticky Situations
To the teacher: cut out each situation and give one to each student group (or let them choose one).



Develop Your Own Modules

The Infusion Project is structured to recognize that each classroom situation is unique in its needs for drug and alcohol prevention education. For that reason, you are urged to use each module as a starting point from which to spark your own creativity.

Regardless of the subject, drug and alcohol prevention information can be infused into classroom activities so that both the Subject Objectives and Prevention Objectives can be achieved.

THE FOLLOWING ARE SOME TYPICAL SUBJECT-SPECIFIC EXAMPLES:

Language Arts:

- Reports on prominent writers whose literary careers were curtailed by the use of drugs or alcohol, i.e., F. Scott Fitzgerald, Edgar Allen Poe, etc.;
- A study of the roles which drugs and alcohol play in literature;
- Spelling definition and consequence studies of types of drugs.

Mathematics:

- Study of percentages of alcohol in the body and levels of effect on mind-and-body function;
- Analysis of the costs to business of employee alcohol and drug use.

Geography:

- Plotting routes of illegal drug trade from producing countries to specific U. S. cities;
- Gaining insight into the societal, governmental, and economic problems caused by alcohol and drug abuse.

Science:

- Chemical properties of nicotine, alcohol and caffeine;
- The application of the scientific method to decisions on drugs;
- The long-term effects of alcohol on the body.

Physical Education/Health:

- Effects of steroid use by athletes;
- The positive role of fitness through sports participation;
- Self-esteem discussions for those who are not sports talented.

Social Studies:

- A discussion of drugs in the community related to violent crime;
- A study of the falling prestige of smoking in today's society;
- A review of how public attitudes have changed and matured about drinking, especially driving and drinking.

The wealth of resources available at the local level, in media centers, in guest speakers, even in the daily headlines, lends itself to classroom teachers creating their own modules, and tailoring those modules to the specific needs of each class.

PROGRAM MODULE CRITERIA

The following is a checklist of criteria which can be used by individual classroom teachers in developing their own drug and alcohol prevention learning modules.

THE PROPOSED MODULE

1. Can be easily infused into the subject area;
2. Includes a Prevention Objective *and* a Subject Objective into which it can be infused;
3. Promotes higher level thinking skills;
4. Provides knowledge, insight and a proactive personal application through an opportunity for processing
5. Helps build such life skills as:
 - Problem solving
 - Critical thinking
 - Decision making (making low-risk choices)
 - Communication (assertiveness training, resistance skills)
 - Peer selection
 - Self-improvement
 - Stress reduction
 - Consumer awareness of attitude manipulation
6. Strongly emphasizes prevention of the gateway drugs: tobacco, alcohol and marijuana;
7. Promotes healthy alternatives to alcohol and drug use;
8. Addresses the influence of social systems, i.e., family, peer group, media;
9. Utilizes the principles of public prevention programs (such as "Stop Smoking" campaigns):
 - The focus on short-term social consequences
 - Sensitization to peer and media pressures to smoke or drink
 - Conscious resistance to those pressures, armed with drug information, determination and support
 - High levels of audience participation
 - Role-playing and other classroom exercises to practice behaviors, including resistance behavior
10. Addresses the special problems of high-risk students:
 - antisocial behavior, academic failure, nonsupportive family/home environment.

ALL INFUSION MODULES SHOULD INCLUDE THE COMPONENT OF PROCESSING.

*Processing is Integral to a central goal of the Skills for Adolescence program – teaching critical thinking. Students are actively involved in their learning. They do, see, feel, think, and hear. Through processing, they are actively involved in figuring out what they are learning and what it means to them outside the classroom.

Processing throughout and at the end of lessons *is* intended to cause students to identify the personal meaning and application of the lesson's teachings.

Should students' responses suggest that they have come to inaccurate or inappropriate conclusions (i.e., there are no harmful effects associated with drinking alcohol), it's up to the teacher to use additional questions, statements of observation, use problem-solving or extend (review or repeat) the lesson to achieve the goal of the lesson.

A simple way to look at the role of processing in a lesson is to think of a classroom session as having the three parts listed below. Processing is represented by the last two:

- | | |
|-----------|---|
| What? | The activity; a hands-on experience, a movie, a discussion. |
| So What? | Identify thoughts, feelings, reactions and what may have triggered them, insights, surprises, questions, learnings. |
| Now What? | Apply information/insights/learnings to other situations.
Project how to use in future situations. |

10

THE FOLLOWING suggestions should contribute to successful processing:

Move from private to public with respect to the answering environment. In the early stages, ask students to respond in the lowest risk environment (think the answer), moving up the scale to the most amount of risk as students become more comfortable with these types of questions. The following scale depicts low to high risk environments:

Think the answer – Write it but don't share it – With a partner – In trios – In a small group – In front of the entire class

Address your question to the group, not to a specific student.

Use "Wait time." Ask your question, then wait. Count slowly to seven, then rephrase the question. Try to avoid answering the question yourself or calling on the "students with all the answers."

Accept several responses to your question. If you stop at one, you're telling students there was one correct response to the question.

Acknowledge students' responses. Vary your comments while being careful not to advise, evaluate, or moralize.

Summarize students' responses at the end of each question (tell them what they told you).

When students' responses contradict intended learnings from the session or violate responsible behavior, remind yourself your asking for opinions; everyone has a right to his or her own. Reflect feelings, restate the response or ask others for their opinions (be careful not to set up an attack situation which victimizes an individual).

If the activity bombs, play Johnny Carson. He is often at his best when he's "dying up there!" Here is a real opportunity to practice problem solving as a part of processing.

*Adapted from Lions Quest Skills for Adolescence Workshop Guidebook, 1989. Quest International, 537 Jones Rd., P.O. Box 566, Granville, OH 43023-0566.



BEST COPY AVAILABLE

125

*Peer Participation
and Support
Redefining
Acceptance*

THIS PROJECT has been developed to infuse the lessons of prevention into a variety of academic classrooms, combining knowledge of drugs and the consequences of use with academic subject matter, and enhancing the learning experience, wherever possible, with peer participation and open discussion.

According to research, peer programs are dramatically more effective than programs which rely on “knowledge-only” strategies, or which use “affective-only” activities, i.e., self-image enhancement, value development, self-esteem building, etc. Acceptance by one’s peers is perhaps the primary day-to-day goal motivating middle school-age youngsters.

Peer participation is based on the fact that peer pressure outside the classroom is the single most powerful factor in inducing initial drug use and experimentation among young adolescents. A dru

use prevention program which neutralizes peer pressure by encouraging a peer dialog of encouragement and support is far more likely to achieve long-term results.

Through a variety of activities, this project gives students the intellectual ammunition to decide against drug use; it makes "just saying no" a peer-acceptable action which makes obvious sense, and which needs no justification or defense in the schoolyard or on the street.

OPENING CHANNELS OF COMMUNICATION AND INFORMATION

Students in the middle school grades often have a need to communicate about ambiguities in their stance on drugs. Youngsters who would never ask a drug-related question at home will often willingly seek information once the subject is broached in an open classroom. The project encourages that open discussion, which the teacher moderates on an objective, non-judgmental basis.



*Consider the
Potential
for Today and
for a Lifetime*

The Infusion Project is predicated on three facts:

1. That middle school students making decisions about drugs desperately need information and support to counter the societal, media and peer pressure they are exposed to beyond the classroom door;
2. That classroom teachers, by virtue of daily contact, can exert enormous influence on that decision-making process; and...
3. That through the use of interactive infusion learning, ideas and attitudes can be instilled *as an integral part of existing academic plans and objectives.*

As a classroom teacher who instructs and influences the lives of hundreds of middle school youngsters every school day, you have an opportunity to guide your students away from experimentation with that first cigarette or wine cooler... away from peer temptations to try marijuana, the currently fashionable designer drugs or crack cocaine.

In the long term, you hold the potential to affect young lives at a crucial time in their development, enabling today's youngsters to make decisions which will help forge them into productive citizens well into the next century.

PREVENTION LEARNING REFERENCE AND RESOURCE GUIDE

National Clearinghouse for Alcohol and Drug Information (NCADI)

P.O. Box 2345
Rockville, MD 20852
(301) 468-2600

Information and services for the general public on questions about all types of drug and medicine use and abuse. NCADI is especially designed to serve community leaders, youth workers, parents, health care providers, and concerned citizens. **This is the chief National Information Center for citizen information on substance issues.**

Drug Alliance Office

ACTION
806 Connecticut Avenue, N.W.
Washington, D.C. 20525
(202) 634-9759

Voluntary projects to provide prevention programs and staff via VISTA, Foster Grandparents, and Retired Senior Volunteers Program (RSVP). These Programs enlist the activity of trained private citizens who commit to joining programs and contributing full- or part-time effort for a specified time in an area to which they are assigned by ACTION.

Drug Prevention Program for Department of Defense Schools

Office of Dependent Schools
Hoffman Building I
2461 Eisenhower Avenue
Alexandria, VA 22331-1100
(703) 325-0660

Prevention programs in the Department of Defense's schools for personal dependents.

National Institute on Alcohol Abuse and Alcoholism (NIAAA)

Department of Health and Human
Services
Room 14C-17
5600 Fishers Lane
Rockville, MD 20857
(301) 443-2954

Information and research on alcoholism and alcohol-related problems of children and adolescents, and school- and community-based intervention programs.

National Institute on Drug Abuse (NIDA)

Department of Health and Human
Services
Room 10-04
5600 Fishers Lane
Rockville, MD 20857
(301) 443-4577

Information, research and programs on all aspects of drug abuse prevention and treatment.

National Institute of Mental Health (NIMH)

Department of Health and Human
Services
Room 15C-05
5600 Fishers Lane
Rockville, MD 20857
(301) 443-4515

Research on the stages of dependency, prevention and intervention, and the links between substance abuse and delinquent behavior.

Office of Smoking and Health (OSH)

Public Health Service
Technical Information Center
Park Building
5600 Fishers Lane
Rockville MD 20857
(301) 443-1690

Information on all aspects of tobacco and its effects, methods of ingestion, and prevention and treatment programs.

Drug Enforcement Administration (DEA)

Demand Reduction Section
Department of Justice
Room 1203
1405 Eye Street, N. W.
Washington, D. C. 20537
(202) 786-4096

Sports Drug Awareness Program and drug abuse education and prevention publications.

Safe Schools Program

National Institute of Justice
Room 805
633 Indiana Avenue, N.W.
Washington, D.C. 20531
(202) 272-6040

A program to assist school administrative personnel in developing and maintaining safe learning environments at the school building level.

National School Safety Center

Office of Juvenile Justice and
Delinquency Prevention
Department of Justice
Suite 200
16830 Ventura Boulevard
Encino, CA 91436
(818) 377-6200

A project to study the frequency and patterns of delinquency at the school building level, identify possible remedies, and promote crime prevention and the restoration of discipline. Substance abuse as well as other causes of delinquency are studied.

Drug and Alcohol Abuse Prevention and Treatment

Office of Juvenile Justice and
Delinquency Prevention (OJJDP)
Department of Justice
Room 758
633 Indiana Avenue, N.W.
Washington, D.C. 20531
(202) 724-8491

Assistance to communities experiencing serious substance abuse problems among children and youth.

Narcotics Education, Inc.

This organization publishes pamphlets, books, teaching aids, posters, audiovisual aids, and prevention magazines designed for classroom use: *WINNER* for Preteen and *LISTEN* for teens.

6830 Laurel Street, N.W.
Washington, D.C. 20012
1-800-548-8700
Washington D.C. area (202) 722-6740

Parents' Resource Institute for Drug Education, Inc. (PRIDE)

This national resource and information center offers consultant services to parent groups, school personnel, and youth groups, and provides a drug-use survey service. It conducts an annual conference; publishes a newsletter, a youth group handbook, and other publications; and sells and rents books, films, videos, and slide programs. Membership is \$20.00.

The Hurt Building,
50 Hurt Plaza,
Suite 210,
Atlanta, GA 30303
(404) 577-4500; 1-800-241-9746

Schools Without Drugs: The Challenge, U.S. Department of Education

Cosponsored by 14 national education, law enforcement, and parent organizations. The Challenge Program seeks a commitment from schools and their local communities to combat alcohol and drug use. Schools that enroll in The Challenge receive a banner and the bimonthly newsletter, which provides information on research and practice related to prevention and intervention.

Schools Without Drugs:
The Challenge,
U.S. Department of Education,
Washington, D.C. 20202
(202) 732-4161

American Council for Drug Education (ACDE)

ACDE organizes conferences; develops media campaigns; reviews scientific findings; publishes books, a quarterly newsletter, and education kits for physicians, schools, and libraries; and produces films.

204 Monroe Street,
Suite 110,
Rockville, MD 20852
(301) 294-0600

Southeast Regional Center for Drug-Free Schools and Communities

University of Louisville
School of Education, Room 315
Louisville, KY 40292
(502) 588-6852

This package was produced with support from a Drug Free Schools and Communities Program Training and Demonstration grant from the United States Department of Education. The grant was awarded in July, 1989 to Valencia Community College and provided 86% of the total project costs with the balance provided by Valencia. The grant supported training of middle school teachers in Alcohol and Drug Education and facilitated them in the development of General and Exceptional Education Curriculum Infusion Modules. The content of these modules was created by faculty in the Orange County (Florida) School District and by faculty and staff of Valencia Community College. This package of materials is being disseminated by teachers in the following Florida Middle Schools: Lee, Union Park, Robinswood, Ocoee, Cherokee, Meadowbrook, Gateway, Howard, Tildenville, Stonewall Jackson, and Westridge.

Design, photography and production of this package by the Publications Department, Valencia Community College.



VALENCIA
Community College

an equal opportunity institution