

DOCUMENT RESUME

ED 335 382

TM 016 995

AUTHOR White, Carole D.
 TITLE Enrollment Report: Nonpublic Schools in Delaware 1990-1991.
 INSTITUTION Delaware State Dept. of Public Instruction, Dover.
 PUB DATE Nov 90
 NOTE 70p.
 AVAILABLE FROM Bureau of Archives and Records, Hall of Records, P.O. Box 1401, Dover, DE 19903 (microfiche).
 PUB TYPE Statistical Data (110) -- Reports - Descriptive (141)

EDRS PRICE MF01/PC03 Plus Postage.
 DESCRIPTORS *Attendance; Catholic Schools; Elementary Secondary Education; *Enrollment; Enrollment Trends; *Private Schools; School Closing; *School Statistics; State Surveys; *Statistical Data; *Tables (Data); Trend Analysis
 IDENTIFIERS *Delaware

ABSTRACT

Sixteen tables and four graphs present data concerning enrollment trends since 1960 in non-public schools in Delaware as of September 1990. Figures are included for schools with religious affiliations and for independent private schools. The total non-public school enrollment in Delaware in September 1990 was 22,353. Eighty-eight percent of these students were residents of Delaware; this total represents a 1.5% increase over the September 1989 total. Statewide, the 1990 resident student non-public enrollment was 16.5% of the combined public and resident non-public school enrollment in the state. Since September 1989, nine new non-public schools opened in Delaware, two Catholic schools were combined into one school, and two non-public schools closed. The largest enrollment figures were for diocesan Catholic schools. Three appendices provide additional tables of data concerning non-public school openings/closings for 1989-90, non-public schools by district for 1990-91, and a directory of non-public schools in Delaware for 1990-91. (SLD)

 * Reproductions supplied by EDRS are the best that can be made *
 * from the original document. *

U.S. DEPARTMENT OF EDUCATION
Office of Educational Research and Improvement
EDUCATIONAL RESOURCES INFORMATION
CENTER (ERIC)

- This document has been reproduced as received from the person or organization originating it
- Minor changes have been made to improve reproduction quality

• Points of view or opinions stated in this document do not necessarily represent official OERI position or policy

"PERMISSION TO REPRODUCE THIS
MATERIAL HAS BEEN GRANTED BY

J. L. SPARTZ

TO THE EDUCATIONAL RESOURCES
INFORMATION CENTER (ERIC)."

**ENROLLMENT REPORT
NONPUBLIC SCHOOLS IN DELAWARE
1990-1991**



STATE OF

DELAWARE

DEPARTMENT OF PUBLIC INSTRUCTION

DOVER, DELAWARE 1993

BEST COPY AVAILABLE

3

ED335382

TM 016 995

2

W

ENROLLMENT REPORT
NONPUBLIC SCHOOLS IN DELAWARE
1990-1991

CAROLE D. WHITE
State Specialist, Educational Dissemination

THE DELAWARE DEPARTMENT OF PUBLIC INSTRUCTION

WILLIAM B. KEENE, *State Superintendent*

JAMES L. SPARTZ, *Deputy Superintendent for Administration*

WILMER E. WISE, *State Director*
Research and Evaluation Division

NOVEMBER 1990

THE STATE BOARD OF EDUCATION

Paul R. Fine, Wilmington, *President*

Dr. Kent S. Price, Milton, *Vice-President*

Arthur W. Boswell, Wilmington

Howard E. Cosgrove, Newark

Richard M. Farmer, New Castle

R. Jefferson Reed, Dover

Dorothy H. Smith, Townsend

OFFICERS OF THE DEPARTMENT OF PUBLIC INSTRUCTION

Townsend Building
P.O. Box 1402
Dover, Delaware 19903

William B. Keene, *State Superintendent*

Robert E. Schiller, *Deputy State Superintendent for Instruction*

James L. Spartz, *Deputy State Superintendent for Administration*

Henry C. Harper, *Executive Assistant*

Primo V. Toccafondi, *Assistant State Superintendent
Instructional Services Branch*

The Delaware Department of Public Instruction does not discriminate in employment or educational programs, services or activities, based on race, color, national origin, sex, age, or handicap in accordance with State and Federal Laws. Inquiries should be directed to Department of Public Instruction, Business and Personnel Manager, P.O. Box 1402, Dover, Delaware 19903, Area Code (302) 739 4605.

This publication is available in microfiche from the Bureau of Archives and Records, Hall of Records, P.O. Box 1401, Dover, Delaware 19903, and printed in the U.S.A.

Document No. 95-01/90/10/10
R & E No. 91-12

EXECUTIVE SUMMARY

Enrollment Summaries, September 1989 and September 1990

	<u>Pupil Enrollment</u>			<u>Number of Schools</u>		
	<u>1989</u>	<u>1990</u>	<u>Percent Change</u>	<u>1989</u>	<u>1990</u>	<u>Number Change</u>
<u>Nonpublic Schools</u>						
Diocesan Catholic	10,056	10,215	+1.6	25	25	0
Private Catholic	2,481	2,472	0.4	5	4	1
Other Religious Affiliation	5,501	5,524	+0.4	54	59	+5
Independent	3,978	4,112	+4.1	43	40	3
<u>Statewide Totals</u>						
Nonpublic Schools	22,016	22,353	+1.5	127	128	+1
Public Schools	<u>97,808</u>	<u>99,658</u>	+1.9	<u>174</u>	<u>172</u>	<u>2*</u>
<u>STATE TOTAL</u>	<u>119,824</u>	<u>122,011</u>	<u>+1.8</u>	<u>301</u>	<u>300</u>	<u>1</u>

- Delaware's total nonpublic school enrollment in September 1990 was 22,353. Of these 88 percent (19,736 students) were Delaware residents, twelve percent (2,617 students) were from out of state.
- Delaware's total nonpublic school enrollment has increased 1.5 percent (337 students) over the September 1989 total, compared to a 2 percent increase from 1988 to 1989.
- This is the second consecutive year since 1982 that Delaware's total nonpublic enrollments have increased. Total Catholic school enrollments increased 1.2 percent. Enrollments in other religiously affiliated schools increased 0.4 percent, while independent school enrollment rose 4.1 percent.
- Nonpublic enrollments of Delaware *residents* increased 1.1 percent (219 students) over the September 1989 total. The increase from 1988 to 1989 was 1.9 percent.
- *Resident* nonpublic school enrollments in New Castle County rose 1.1 percent (188 students). Those in Kent County remained stable. Sussex County *resident* nonpublic enrollments increased 5% (33 students).
- Statewide, the 1990 *resident* nonpublic enrollments were 16.5 percent of the combined public and resident nonpublic enrollments, a slight decrease from 1989's 16.6 percent.
- Nine new nonpublic schools with a total enrollment of 35 opened in Delaware since September 1989. Two Private Catholic schools combined into one reporting unit while two nonpublic schools closed. Five nonpublic schools, while operating, are serving only prekindergarten pupils this year.

*Change in the number of public schools resulted from closing Claymont High School (Brandywine School District), opening Elbert Palmer Elementary School (Christina School District), and reorganization in the Cape Henlopen School District.

TABLE OF CONTENTS

Executive Summary	1
Introduction	111
Purpose	111
Procedures	111
Findings	111
Highlights	1v
Tables	
1 Statewide Enrollment Trends, Nonpublic Schools by Type, 1975-1990	1
2 Statewide Enrollment Trends, Nonpublic Schools by Religious Affiliation, 1975-1990	3
3 Statewide Enrollments, Public and Nonpublic Schools K-12, 1960-1990	4
4 Statewide Enrollment Trends, Public and Nonpublic Schools, <i>Delaware Residents Only</i> , 1975-1990	6
5 New Castle County Enrollment Trends, Public and Nonpublic Schools, <i>Delaware Residents Only</i> , 1975-1990	8
6 Kent/Sussex Counties Enrollment Trends, Public and Nonpublic Schools, <i>Delaware Residents Only</i> , 1975-1990	9
7 September 1990 Enrollments, Public and <i>Resident</i> Nonpublic Students by District of Residence	10
8 September 1990 Nonpublic Enrollments, District of Residence by Grade	12
9 September 1990 Nonpublic Enrollments, District of Residence by Race	13
10 September 1990 Nonpublic Enrollments, Sex by Grade	14
11 September 1990 Nonpublic Enrollments, Sex by Race	14
12 September 1990 Nonpublic Enrollments, School by Grade	15
13 September 1990 Nonpublic Enrollments, School by Race	19
14 September 1990 Nonpublic Enrollments, Grade by Race	23
15 Full-time Equivalent Instructional Staff in Nonpublic Schools, 1990-1991	24
16 Average Daily Membership/Average Daily Attendance of Nonpublic School Pupils, 1989-1990	28
Figures	
1 Statewide Enrollment Trends, Nonpublic Schools by Type, 1981-1990	2
2 Statewide Enrollments, Public and Nonpublic Schools, 1960-1990	5
3 Statewide Enrollment Trends, Public and Nonpublic Schools, <i>Delaware Residents Only</i> , 1981-1990	7
4 <i>Delaware Residents</i> Enrolled in Public and In-state Nonpublic Schools, September 1990	11
Appendix	
A Nonpublic Schools Opened/Closed, 1989-1990	32
B Nonpublic Schools By District, 1990-1991	34
C Directory of Nonpublic Schools in Delaware, 1990-1991	39

**NONPUBLIC SCHOOLS IN DELAWARE
1990-1991**

INTRODUCTION. The Research and Evaluation Division of the Delaware Department of Public Instruction annually collects, analyzes, and reports selected data pertaining to pupils enrolled in kindergarten through grade twelve in nonpublic schools in the state. Enrollment data are collected each fall. Although each annual report provides some trend information, more extensive longitudinal data are to be provided every fifth year beginning in 1986. Readers should be aware that tables in this report include out of state pupils attending Delaware nonpublic schools except in those tables specifying *Delaware Residents Only* in the table heading.

PURPOSE. Pupil enrollment and attendance information for nonpublic schools is required to be reported by Section 2704, Title 14, *Delaware Code*. Because of increased needs for detailed enrollment data, the collection and analysis procedures were modified extensively in 1975 to accommodate demands.

PROCEDURES. Basic procedures employed in the collection and analysis of nonpublic data are as follows:

Data Collection. Nonpublic schools are required to provide name, sex, race, grade, district of residence, and type of transportation assistance requested for all students enrolled in grades K-12. Miles from school and home addresses are required only for those students requesting transportation assistance. Schools are also required to provide summary counts of school staff. Enrollment data are key entered, one record per pupil, and machine processed.

Reporting. Computer-generated reports relating to enrollments are prepared for each nonpublic school and at the state level. These documents provide bivariate cross-tabulations for various pairs of variables. The format of school reports is identical to those prepared at the state level.

Nonpublic schools, for reporting purposes, are organized into four categories: (1) Diocesan Catholic, (2) Private Catholic, (3) Other Religious Affiliation, and (4) Independent (those schools with no religious affiliation).

FINDINGS. In 1990, Delaware's total nonpublic school enrollment increased 1.5 percent over last year's count. This increase reflects a 1.6 percent enrollment increase in Diocesan Catholic schools, a 0.4 percent increase in schools of other religious affiliations, and a 4.1 percent increase in Independent school population. Private Catholic schools experienced a small enrollment decrease (-0.4 percent). This is the second consecutive year since 1982 that the total nonpublic enrollment has increased. Delaware's nonpublic schools currently enroll 18.3 percent of the combined public and total nonpublic enrollments. This ratio has remained fairly constant over the last five years.

Delaware's *resident* nonpublic enrollment rose to 19,736 in 1990, an increase of 1.1 percent (219 students) since last year. New Castle County's *resident* nonpublic enrollment increased 1.1 percent (188 students), while the combined increase for Kent and Sussex Counties was 1.4 percent (31 students). Statewide, the 1990 *resident* nonpublic enrollments were 16.5 percent of the combined public and *resident* nonpublic enrollments, a slight decrease from 1989's 16.6 percent. In New Castle County the 1990 *resident* nonpublic enrollments remained at 22.9 percent of the combined public and *resident* nonpublic enrollments. In Kent County *resident* nonpublic enrollments dropped from 6.6 to 6.3 percent; those in Sussex County decreased from 3.8 to 3.6 percent.

**HIGHLIGHTS
NONPUBLIC SCHOOLS IN DELAWARE
PUPILS AND STAFF
1990-1991**

	Schools					Total Nonpublic
	Catholic Diocesan	Catholic Private	Catholic Total	Other Religious Affiliations	Independent	
Number of Schools	25	4	29	59	40	128
Pupils, Grades K-12	10,215	2,472	12,687	5,524	4,142	22,353
Instructional Staff:						
Teachers	491.3	176.6	668.0	445.1	513.5	1,626.5
Principals	30.5	8.0	38.5	46.0	50.5	335.0
Librarians	21.1	5.5	26.6	16.5	11.1	54.2
Guidance Counselors	19.8	13.4	33.2	11.8	13.2	58.2
Other Instructional	60.5	9.0	69.5	37.8	81.5	188.8
Total Instructional Staff	623.2	212.5	835.8	557.1	669.8	2,062.6
Ethnic Background of Pupils:						
American Indian	18	2	20	3	2	25
Asian	117	83	200	90	241	531
Black	707	75	782	580	209	1,571
Hispanic	251	31	282	52	34	368
White	9,122	2,281	11,403	4,799	3,656	19,858
Total Pupils	10,215	2,472	12,687	5,524	4,142	22,353
High School Graduates, 1989-1990	525	420	945	303	191	1,439

Table 1
STATEWIDE ENROLLMENT TRENDS
NONPUBLIC SCHOOLS BY TYPE
1975-1990

Year	Catholic		Other Religious Affiliation		Independent		Total Nonpublic Schools	
	Enrollment	Percent Change	Enrollment	Percent Change	Enrollment	Percent Change	Enrollment	Percent Change
1975	13,858	+0.3	2,587	+43.4	2,271	+7.4	18,716	+5.5
1976	14,403	+3.9	3,767	+45.6	2,279	+0.4	20,449	+9.3
1977	14,366	-0.3	4,053	+7.6	2,335	+2.5	20,754	+1.5
1978	14,379	+0.1	4,968	+22.6	2,803	+20.0	22,150	+6.7
1979	14,439	+0.4	5,322	+7.1	3,441	+22.8	23,202	+4.7
1980	14,639	+1.4	5,236	-1.6	3,307	-3.9	23,182	-0.1
1981	14,824	+1.3	5,487	+4.6	3,785	+14.5	24,096	+3.9
1982	14,708	-0.8	5,571	+1.5	3,833	+1.3	24,112	+0.1
1983	14,318	-2.7	5,500	-1.3	3,996	+4.3	23,814	-1.2
1984	13,819	-3.5	5,362	-2.5	3,880	-2.9	23,061	-3.2
1985	13,289	-3.8	5,326	-0.7	3,864	-0.4	22,479	-2.5
1986	12,726	-4.2	5,377	+1.0	3,697	-4.3	21,800	-3.0
1987	12,480	-1.9	5,391	+0.3	3,795	+2.7	21,666	-0.6
1988	12,432	-0.4	5,302	-1.7	3,845	+1.3	21,579	-0.4
1989	12,537	+0.8	5,501	+3.8	3,978	+3.5	22,016	+2.0
1990	12,687	+1.2	5,524	+0.4	4,142	+4.1	22,353	+1.5

Figure 1
Statewide Enrollment Trends
Nonpublic Schools by Type, 1974-1990

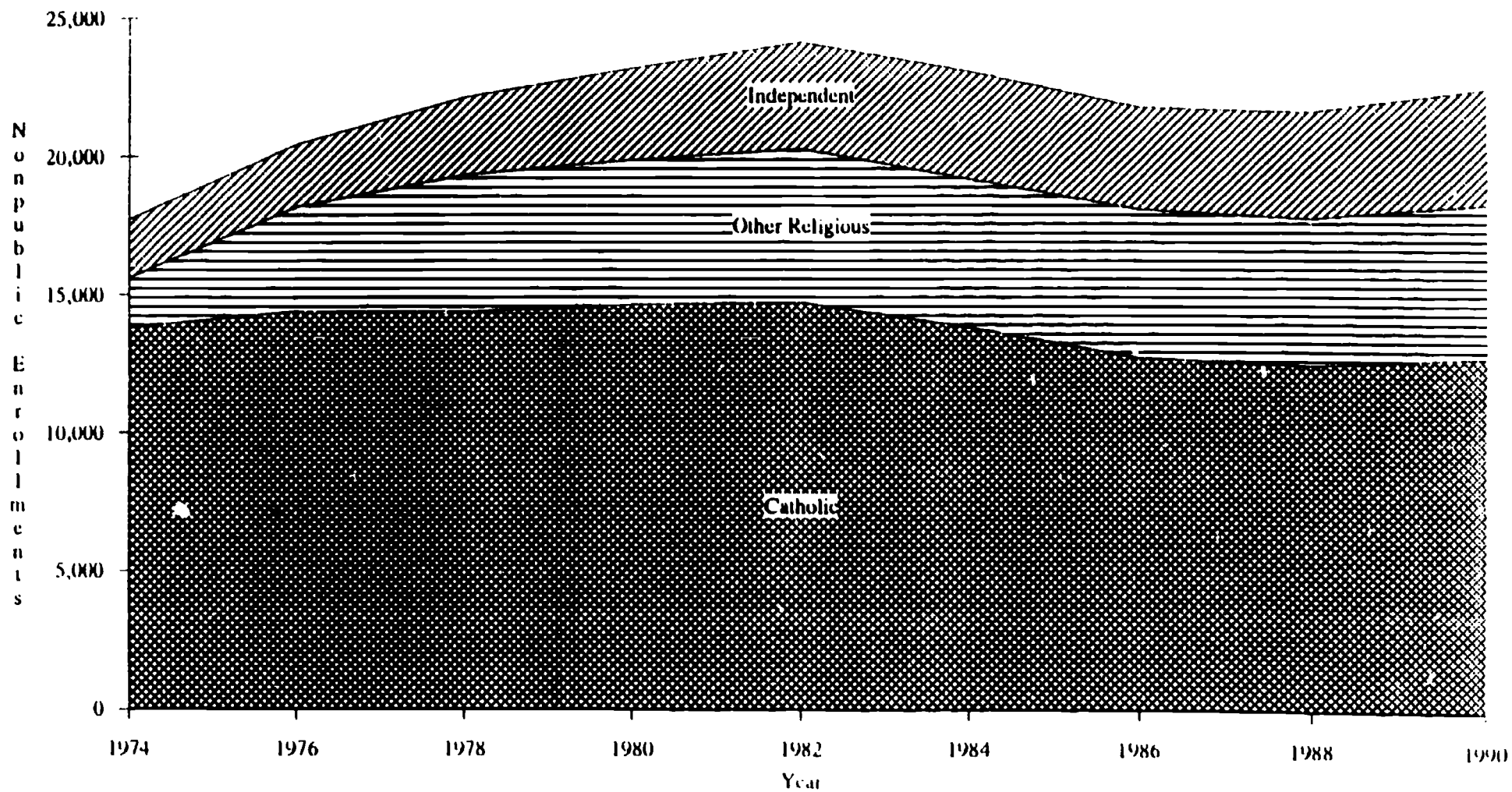


Table 2
STATEWIDE ENROLLMENT TRENDS
NONPUBLIC SCHOOLS BY RELIGIOUS AFFILIATION
1975-1990

Year	Catholic				Other Religious Affiliation			
	Diocesan Catholic		Private Catholic		Amish, Episcopal, Quaker, Jewish, Mennonite Seventh-Day Adventist		Baptist, Pentecostal and Other Christian Schools	
	Enrollment	Percent Change	Enrollment	Percent Change	Enrollment	Percent Change	Enrollment	Percent Change
1975	11,640	-0.7	2,218	+5.9	1,176	-9.5	1,411	+179.4
1976	12,027	+3.3	2,376	+7.1	1,387	+17.9	2,380	+68.7
1977	11,937	-0.7	2,429	+2.2	1,417	+2.2	2,636	+10.8
1978	11,867	-0.6	2,512	+3.4	1,439	+1.5	3,529	+33.9
1979	11,844	-0.2	2,595	+3.3	1,514	+5.2	3,808	+7.9
1980	12,002	+1.3	2,637	+1.6	1,622	+7.1	3,614	5.1
1981	12,160	+1.3	2,664	+1.0	1,591	-1.9	3,896	+7.8
1982	12,000	-1.3	2,708	+1.7	1,581	-0.6	3,990	+2.4
1983	11,589	-3.4	2,729	+0.8	1,600	+1.2	3,900	-2.3
1984	11,080	-4.4	2,739	+0.4	1,577	-1.4	3,785	2.9
1985	10,564	-4.7	2,725	-0.5	1,635	+3.7	3,691	-2.5
1986	10,073	-4.7	2,653	-2.6	1,724	+5.4	3,653	1.0
1987	9,894	-1.8	2,586	-2.5	1,794	+4.1	3,597	-1.5
1988	9,904	+0.1	2,528	2.2	1,729	-3.6	3,573	-0.7
1989	10,056	+1.5	2,481	-1.9	1,740	+0.6	3,761	+5.3
1990	10,215	+1.6	2,472	-0.4	1,724	-0.9	3,800	+1.0

Table 3
STATEWIDE ENROLLMENTS
PUBLIC AND NONPUBLIC SCHOOLS K-12
1960-1990

Year	Public School Enrollment		Nonpublic School Enrollment		Total
	Number	Percent	Number	Percent	
1960-61	82,206	81.4	18,838	18.6	101,044
1961-62	86,908	81.8	19,370	18.2	106,278
1962-63	91,490	82.2	19,764	17.8	111,254
1963-64	97,446	82.8	20,187	17.2	117,633
1964-65	102,822	83.5	20,268	16.5	123,090
1965-66	106,526	84.0	20,317	16.0	126,843
1966-67	110,771	84.6	20,168	15.4	130,939
1967-68	115,579	85.5	19,548	14.5	135,127
1968-69	124,640	86.6	19,214	13.4	143,854
1969-70	130,471	87.3	19,021	12.7	149,492
1970-71	132,745	87.7	18,604	12.3	151,349
1971-72	135,013	88.0	18,471	12.0	153,484
1972-73	134,317	88.2	17,983	11.8	152,300
1973-74	132,940	88.2	17,857	11.8	150,797
1974-75	130,609	88.0	17,740	12.0	148,349
1975-76	127,476	87.2	18,716	12.8	146,192
1976-77	122,273	85.7	20,449	14.3	142,722
1977-78	118,000	85.0	20,754	15.0	138,754
1978-79	111,034	83.4	22,150	16.6	133,184
1979-80	104,035	81.8	23,202	18.2	127,237
1980-81	99,403	81.1	23,182	18.9	122,585
1981-82	95,072	79.8	24,096	20.2	119,168
1982-83	92,646	79.3	24,112	20.7	116,758
1983-84	91,406	79.3	23,814	20.7	115,220
1984-85	91,767	79.9	23,061	20.1	114,828
1985-86	92,901	80.5	22,479	19.5	115,380
1986-87	94,410	81.2	21,800	18.8	116,210
1987-88	95,659	81.5	21,666	18.5	117,325
1988-89	96,678	81.8	21,579	18.2	118,257
1989-90	97,808	81.6	22,016	18.4	119,824
1990-91	99,658	81.7	22,353	18.3	122,011

Note: The nonpublic enrollments include Delaware residents and nonresidents. Nonpublic enrollments prior to 1975-76 may include as many as 150 nursery school pupils.

Figure 2
Statewide Enrollments
Public and Nonpublic Schools, 1960-1990

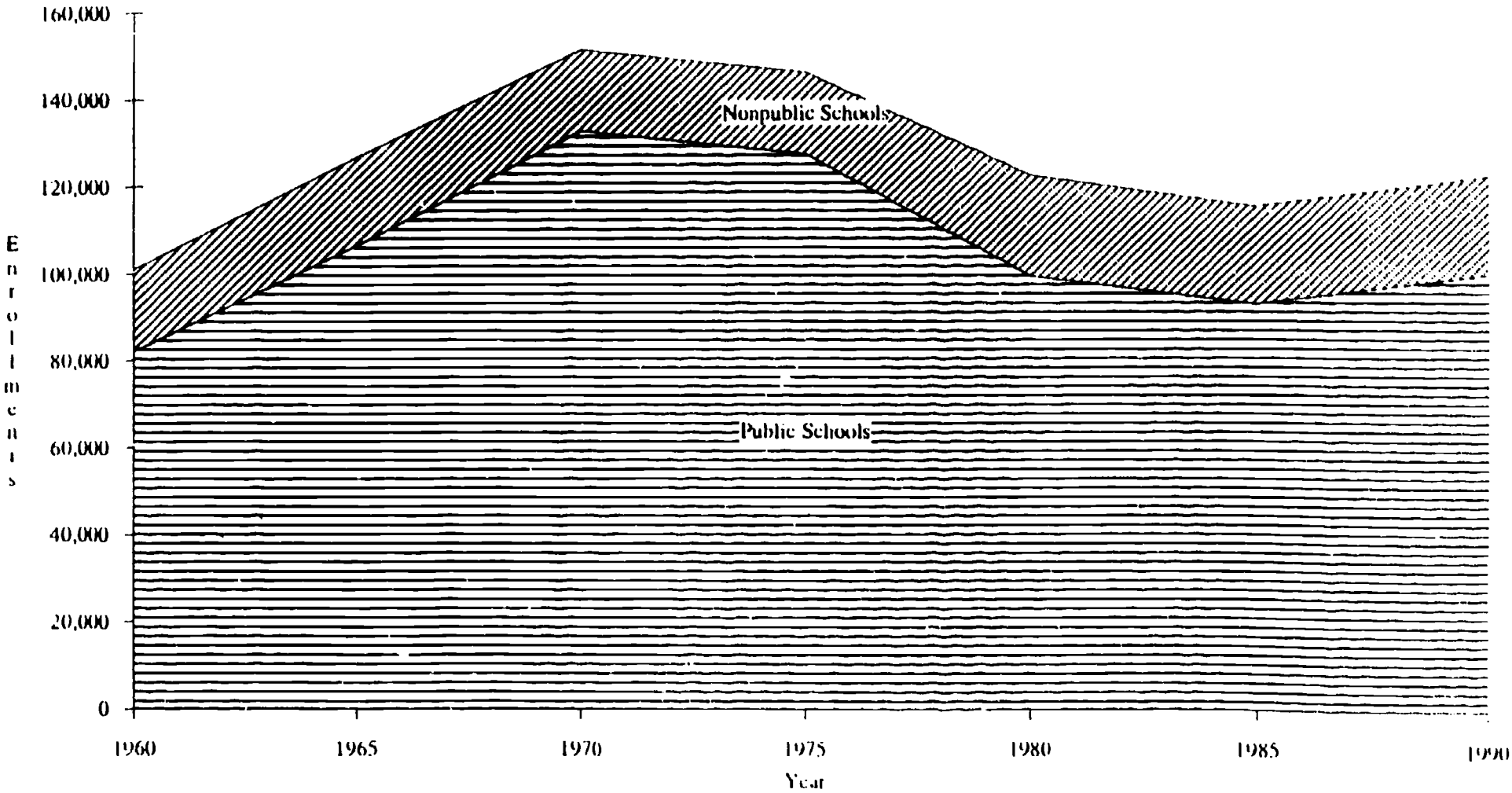


Table 4
STATEWIDE ENROLLMENT TRENDS
PUBLIC AND NONPUBLIC SCHOOLS
DELAWARE RESIDENTS ONLY
1975-1990

Year	Public Schools			Nonpublic Schools			Combined Public and Nonpublic Schools		
	Enrollment	Change		Enrollment	Change		Enrollment	Change	
		Number	Percent		Number	Percent		Number	Percent
1975	127,476	-3,133	-2.4	16,913	+707	+4.4	144,389	-2,426	-1.7
1976	122,273	-5,203	-4.1	18,759	+1,846	+10.9	141,032	-3,357	-2.3
1977	118,000	-4,273	-3.5	19,123	+364	+1.9	137,123	-3,909	-2.8
1978	111,034	-6,966	-5.9	20,443	+1,320	+6.9	131,477	-5,646	-4.1
1979	104,035	-6,999	-6.3	21,510	+1,067	+5.2	125,545	-5,932	-4.5
1980	99,403	-4,632	-4.4	21,398	-112	-0.5	120,801	-4,744	-3.8
1981	95,072	-4,331	-4.4	22,265	+876	+3.9	117,337	-3,464	-2.9
1982	92,646	-2,425	-2.6	22,291	+26	+0.1	114,937	-2,400	-2.1
1983	91,406	-1,240	-1.3	21,871	-420	-1.9	113,277	-1,660	-1.4
1984	91,767	+361	+0.4	20,950	-921	-4.2	112,717	-560	-0.5
1985	92,901	+1,134	+1.2	20,238	-712	-3.4	113,139	+422	+0.4
1986	93,410	+1,509	+1.6	19,437	-801	-4.0	113,847	+708	+0.6
1987	95,659	+1,249	+1.3	19,275	-162	-0.8	114,934	+1,087	+1.0
1988	96,678	+1,019	+1.1	19,149	-126	-0.7	115,827	+893	+0.8
1989	97,808	+1,130	+1.2	19,517	+368	+1.9	117,325	+1,498	+1.3
1990	99,658	+1,850	+1.9	19,736	+219	+1.1	119,394	+2,069	+1.8

Figure 3
Statewide Enrollment Trends
Public and Nonpublic Schools, 1974-1990
Delaware Residents Only

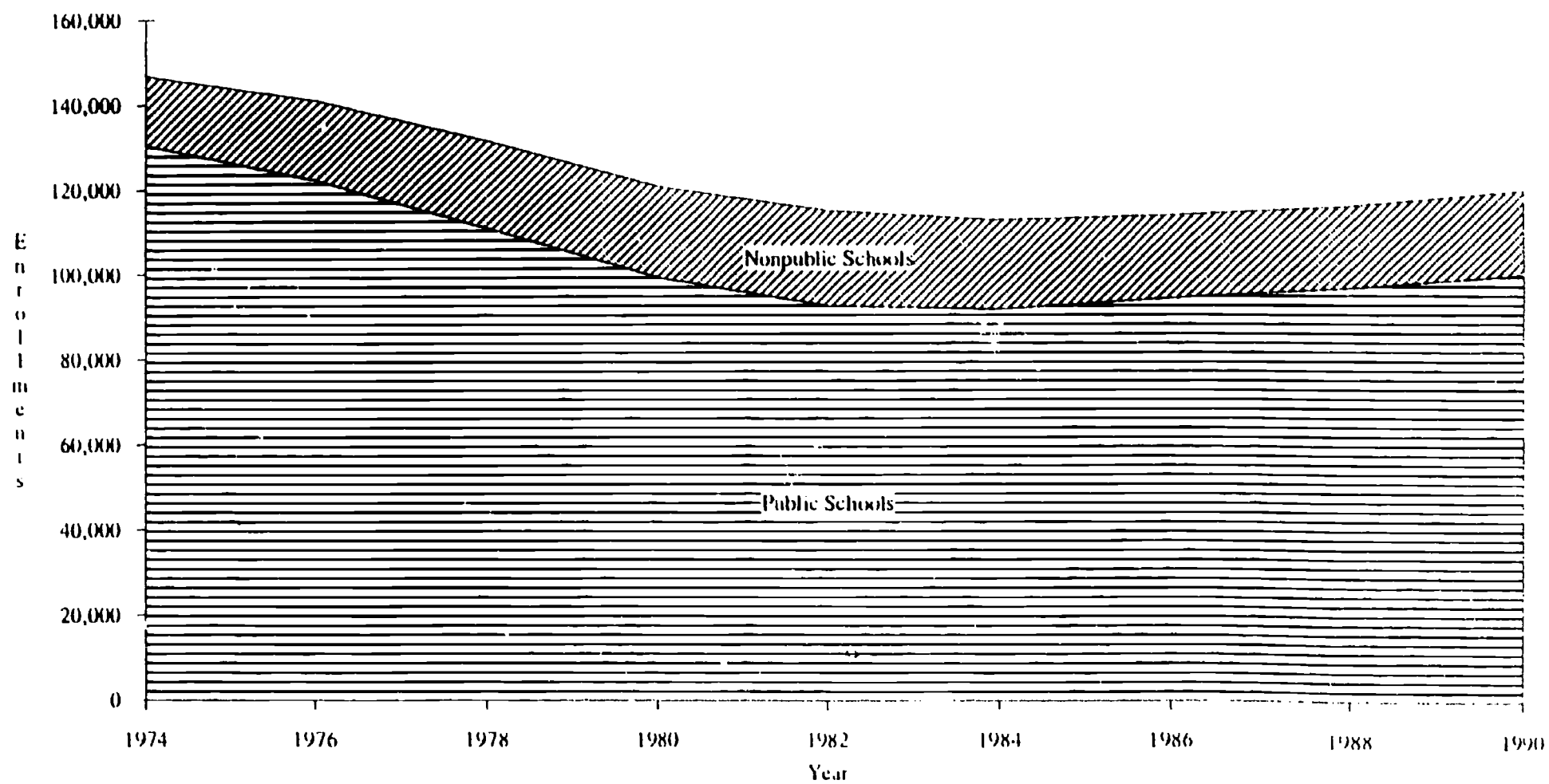


Table 5
NEW CASTLE COUNTY ENROLLMENT TRENDS
PUBLIC AND NONPUBLIC SCHOOLS
DELAWARE RESIDENTS ONLY
1975-1990

Year	Public Schools			Nonpublic Schools		
	Enrollment	Change		Enrollment	Change	
		Number	Percent		Number	Percent
1975	83,079	-2,822	-3.3	15,070	+374	+2.5
1976	78,559	-4,520	-5.4	16,612	+1,542	+10.2
1977	74,916	-3,643	-4.6	16,890	+278	+1.7
1978	68,689	-6,227	-8.3	18,127	+1,237	+7.3
1979	63,593	-5,096	-7.4	18,996	+869	+4.8
1980	60,218	-3,375	-5.3	19,092	+96	+0.5
1981	56,867	-3,351	-5.6	19,849	+757	+4.0
1982	55,112	-1,755	-3.1	19,862	+13	+0.1
1983	54,414	-698	-1.3	19,385	-477	-2.4
1984	54,740	+326	+0.6	18,610	-775	-4.0
1985	55,414	+674	+1.2	17,939	-671	-3.6
1986	56,245	+831	+1.5	17,163	-776	-4.3
1987	56,795	+550	+1.0	17,073	-90	-0.5
1988	57,406	+611	+1.1	16,980	-93	-0.5
1989	57,982	+576	+1.0	17,329	+349	+2.1
1990	58,853	+871	+1.5	17,517	+188	+1.1

Table 6
KENT AND SUSSEX COUNTIES ENROLLMENT TRENDS
PUBLIC AND NONPUBLIC SCHOOLS
DELAWARE RESIDENTS ONLY
1975-1990

Year	Public Schools			Nonpublic Schools		
	Enrollment	Change		Enrollment	Change	
		Number	Percent		Number	Percent
1975	44,397	-311	-0.7	1,843	+333	+22.1
1976	43,714	-683	-1.5	2,147	+304	+16.5
1977	43,084	-630	-1.4	2,233	+86	+4.0
1978	42,345	-739	-1.7	2,316	+83	+3.7
1979	40,442	-1,903	-4.5	2,514	+198	+8.5
1980	39,185	-1,257	-3.1	2,306	208	-8.3
1981	38,205	-980	-2.5	2,416	+110	+4.8
1982	37,534	-671	-1.8	2,429	+13	+0.5
1983	36,992	-542	-1.4	2,486	+57	+2.4
1984	37,027	+35	+0.1	2,340	-146	-5.9
1985	37,487	+460	+1.2	2,299	-41	-1.8
1986	38,165	+678	+1.8	2,274	-25	-1.1
1987	38,864	+699	+1.8	2,202	-72	-3.2
1988	39,270	+406	+1.0	2,169	-33	-1.5
1989	39,826	+556	+1.4	2,188	+19	+0.9
1990	40,805	+979	+2.5	2,219	+31	+1.4

Table 7
SEPTEMBER 1990 ENROLLMENTS
DELAWARE PUBLIC AND RESIDENT NONPUBLIC STUDENTS
BY DISTRICT OF RESIDENCE

District of Residence	Public School Enrollment	% Total Enrollment	No. of Residents Enrolled in Nonpublic Schools	% Total Enrollment	Total Enrollment
Appoquinimink	2,470	85.8	408	14.2	2,878
Brandywine	11,280	74.7	3,816	25.3	15,096
Christina	17,872	81.3	4,099	18.7	21,971
Colonial	9,524	82.7	1,997	17.3	11,521
New Castle County Vocational/Technical	3,156	100.0	0	0.0	3,156
Red Clay	14,551	67.1	7,121	32.9	21,672
<i>TOTAL NEWCASTLE COUNTY</i>	<i>58,853</i>	<i>77.1</i>	<i>17,441</i>	<i>22.9</i>	<i>76,294</i>
Caesar Rodney	6,312	94.5	368	5.5	6,680
Capital	6,347	89.4	749	10.6	7,096
Kent County Vocational/Technical (H.C.)	53	100.0	0	0.0	53
Lake Forest	3,314	96.6	115	3.4	3,429
Millford	3,636	94.9	195	5.1	3,831
Smyrna	2,997	95.0	159	5.0	3,156
<i>TOTAL KENT COUNTY</i>	<i>22,659</i>	<i>93.5</i>	<i>1,586</i>	<i>6.5</i>	<i>24,245</i>
Cape Henlopen	3,727	98.5	56	1.5	3,783
Delmar	596	96.8	20	3.2	616
Indian River	6,640	98.1	127	1.9	6,767
Laurel	2,033	93.6	140	6.4	2,173
Seaford	3,369	95.9	143	4.1	3,512
Sussex County Vocational/Technical (H.C.)	65	100.0	0	0.0	65
Woodbridge	1,716	88.5	223	11.5	1,939
<i>TOTAL SUSSEX COUNTY</i>	<i>18,146</i>	<i>96.2</i>	<i>709</i>	<i>3.8</i>	<i>18,855</i>
TOTAL STATE	99,658	83.5	19,736	16.5	119,394

Figure 4
Delaware Residents Enrolled in Public and In-state Nonpublic Schools
September, 1990

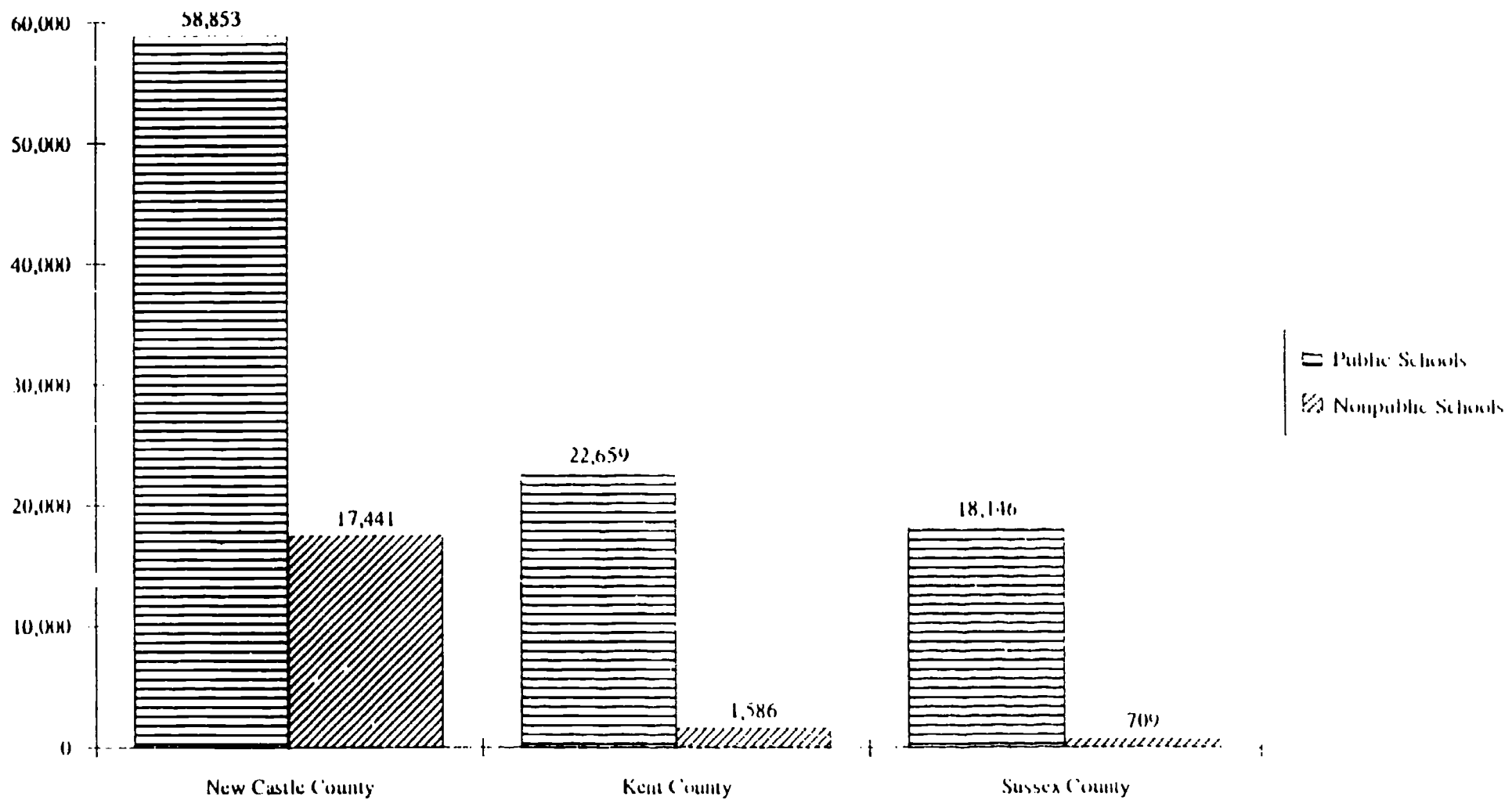


Table 8
SEPTEMBER 1990 NONPUBLIC ENROLLMENTS
DISTRICT OF RESIDENCE BY GRADE

District	K	1	2	3	4	5	6	7	8	UGR	HDC	Total Elem	9	10	11	12	UGR	HDC	Total Sec	Total District
Appoquinimink	27	20	29	26	32	41	35	36	30	1		277	30	45	26	30			131	408
Brandywine	457	334	274	299	336	274	295	291	264	58	9	2,891	228	240	230	227			925	3,816
Christina	459	362	365	332	372	365	309	289	254	63	12	3,182	259	216	243	199			917	4,099
Colonial	227	198	168	167	147	170	168	138	146	13	4	1,546	113	119	127	92			451	1,997
Red Clay	662	695	637	658	592	562	554	481	483	86	25	5,435	517	433	389	347			1,685	7,121
Caesar Rodney	54	42	48	34	40	37	20	35	14			324	12	15	13	4			44	368
Capital	126	101	102	66	69	77	52	52	43			688	12	23	9	17			61	749
Lake Forest	19	13	12	8	11	9	9	12	5			98	6	1	7	3			17	115
Milford	23	17	20	15	15	20	17	10	12	3		152	10	12	7	14			43	195
Smyrna	14	13	19	15	14	13	13	9	8		3	121	10	13	7	8			38	159
Cape Henlopen	4	3	5		8	4	7	3	7	1		42	8	2	1	3			14	56
Delmar	2	3	1	1	2	1	1	1	5			17			2	1			3	20
Indian River	9	7	9	11	8	11	15	15	12			97	7	5	11	7			30	127
Laurel	18	17	14	13	14	10	5	7	6			104	10	9	4	13			36	140
Seaford	16	23	8	14	12	17	10	10	6			116	11	5	6	5			27	143
Woodbridge	16	30	26	16	18	14	18	12	17			167	14	18	12	12			56	223
Out of state	108	91	89	91	107	108	101	97	95	95	58	1,040	391	438	403	345			1,577	2,617
Total	2,241	1,969	1,826	1,766	1,797	1,733	1,629	1,498	1,407	320	111	16,297	1,638	1,594	1,497	1,327			6,056	22,353

Table 9
SEPTEMBER 1990 NONPUBLIC ENROLLMENTS
DISTRICT OF RESIDENCE BY RACE

District	American Indian	Black	Oriental	Hispanic	White	Total
Appoquinimink	-	8	3		397	408
Brandywine	4	291	82	37	3,402	3,816
Christina	5	331	107	57	3,599	4,099
Colonial	5	241	46	29	1,676	1,997
Red Clay	6	426	210	197	6,282	7,121
Caesar Rodney	1	41	4		322	368
Capital	1	53	10	7	678	749
Lake Forest		14	1		100	115
Millford		12	1	4	178	195
Smyrna		12	4	2	141	159
Cape Henlopen		3	1		52	56
Delmar		2			18	20
Indian River		5			122	127
Laurel		3		1	136	140
Seaford		6	1	5	131	143
Woodbridge	1	1	3	4	214	223
Out of State	2	122	58	25	2,110	2,617
Total	25	1,571	531	368	19,858	22,353

Table 10
SEPTEMBER 1990 NONPUBLIC ENROLLMENTS
SEX BY GRADE

Sex	K	1	2	3	4	5	6	7	8	UGR	HDC	Total Elem	9	10	11	12	UGR	HDC	Total Sec	Total District
Male	1,145	960	890	861	887	825	804	756	641	180	79	8,028	784	784	773	657	.	.	2,998	11,026
Female	1,096	1,009	936	905	910	908	825	742	766	140	32	8,269	854	810	724	670	.	.	3,058	11,327
Total	2,241	1,969	1,826	1,766	1,797	1,733	1,629	1,498	1,407	320	111	16,297	1,638	1,594	1,497	1,327	.	.	6,056	22,353

Table 11
SEPTEMBER 1990 NONPUBLIC ENROLLMENTS
SEX BY RACE

Sex	American Indian	Black	Oriental	Hispanic	White	Total
Male	8	702	270	176	9,870	11,026
Female	17	869	261	192	9,988	11,327
Total	25	1,571	531	368	19,858	22,353
Percent of Total	0.1%	7.0%	2.4%	1.6%	88.9%	100.0%

Table 12
SEPTEMBER 1990 NONPUBLIC ENROLLMENTS
SCHOOL BY GRADE

School	K	1	2	3	4	5	6	7	8	UGR	HDC	Total Elem	9	10	11	12	UGR	HDC	Total Sec	Total School
CATHOLIC DIOCESAN																				
Christ Our King	23	24	21	23	10	13	13	11	9	.	.	147	147
Corpus Christi	55	71	68	70	65	53	56	39	30	.	.	507	507
Holy Angels	57	69	71	69	70	66	66	63	59	.	.	590	590
Holy Cross	51	53	75	40	49	38	28	26	23	.	.	383	383
Holy Rosary	40	50	34	55	60	46	45	52	58	.	.	440	440
Holy Spirit	22	33	23	26	19	24	22	13	18	.	.	200	200
Immaculate Heart	50	60	61	60	60	62	59	55	51	.	.	518	518
Lady of Fatima	68	62	66	46	61	64	66	47	53	.	.	533	533
Lady of Grace	27	27	27
Padua Academy	154	159	134	130	.	.	577	577
St. Ann's	34	34	29	34	25	32	19	28	17	.	.	252	252
St. Anthony	37	60	64	64	66	50	58	56	51	.	.	506	506
St. Catherine	27	35	36	31	36	27	31	28	27	.	.	278	278
St. Elizabeth Elem	47	70	66	65	71	68	68	68	61	.	.	584	584
St. Elizabeth HS	126	113	116	91	.	.	446	446
St. Hedwig	34	30	31	28	29	30	29	20	24	.	.	255	255
St. Helena's	29	21	21	28	20	29	17	14	6	.	.	185	185
St. John	74	77	68	71	72	68	63	62	61	.	.	616	616
St. Mark's	381	368	316	266	.	.	1,331	1,331
St. Mary Magd	59	67	49	49	58	48	55	48	33	.	.	466	466
St. Matthew's	50	54	61	59	63	59	41	43	44	.	.	474	474
St. Paul's	19	32	26	28	23	28	25	25	14	.	.	220	220
St. Peter School	30	33	33	35	28	34	33	31	27	.	.	284	284
St. Peter's Cath	32	28	24	23	21	18	24	21	16	.	.	207	207
St. Thomas	.	30	26	26	25	25	24	19	14	.	.	189	189
Total	865	993	953	930	931	882	842	769	696	.	.	7,861	661	640	566	487	.	.	2,354	10,215
CATHOLIC PRIVATE																				
Archmere	110	117	121	89	.	.	437	437
Salesianum	.	.	1	1	288	266	267	200	.	.	1,021	1,022
St. Edmond's	44	47	52	46	52	.	.	241	241
Ursuline Academy	81	67	66	75	53	51	51	46	52	.	.	542	60	64	52	54	.	.	230	772
Total	81	67	67	75	97	98	103	92	103	.	.	784	488	447	440	343	.	.	1,688	2,472

(Table continued on following page.)

Table 12 (Continued)
 SEPTEMBER 1990 NONPUBLIC ENROLLMENTS
 SCHOOL BY GRADE

School	K	1	2	3	4	5	6	7	8	UGR	HDC	Total Elem	9	10	11	12	UGR	HDC	Total Sec	Total School
OTHER RELIGIOUS																				
Acorn Christian	3	3	2	1	2	.	1	12	1	1	13
Albert Einstein	26	14	13	5	9	2	2	71	71
Aletheia	35	25	21	19	26	25	27	11	10	.	.	199	199
Apple Grove	.	6	2	4	4	7	1	6	2	.	.	32	32
Burwood Christian	.	.	.	1	.	1	1	3	3
Calvary Christian	24	27	20	18	5	12	106	106
Capitol Baptist	11	9	8	8	9	12	8	13	12	.	.	90	9	14	12	9	.	.	44	134
Cedar Grove	.	2	2	1	3	3	3	4	3	.	.	21	21
Central Christian	6	10	8	11	7	7	5	11	2	.	.	67	4	2	4	.	.	.	10	77
Central Delaware	12	8	7	3	4	5	39	39
Christian Family	2	4	3	1	1	2	1	2	.	.	.	16	5	.	.	1	.	.	6	22
Christian Tabernacle	10	5	6	4	5	13	8	7	8	.	.	66	8	6	4	7	.	.	25	91
Concord Christian	15	10	9	17	14	16	12	8	5	.	.	106	9	6	5	7	.	.	27	133
Cooper's Corner	.	2	5	.	3	4	5	4	2	.	.	25	25
Cornerstone	.	.	.	1	.	.	1	1	.	.	.	3	3
David G. Fleagle	.	3	1	1	3	.	3	.	2	.	.	13	13
Delaware Valley	8	9	3	4	4	5	1	1	3	.	.	38	1	3	1	1	.	.	6	44
Eagle Christian	1	1	1
Elsmere	11	11	11
Epworth Christian	19	23	16	17	21	18	20	20	16	.	.	170	12	15	21	22	.	.	70	240
Fair Hope	.	.	2	2	2
Fairwinds Baptist	35	35	20	26	18	31	21	25	21	.	.	232	7	12	10	7	.	.	36	268
Faith City	13	19	16	13	18	9	10	9	7	.	.	144	8	2	2	4	.	.	16	160
Faith Elem/HIS	6	13	4	7	5	1	4	.	1	.	.	41	41
Faith Preschool	10	10	10
Grace Church	14	14	14
Green Hill	.	6	4	6	.	7	2	6	2	.	.	33	33
Greenwood	13	24	19	15	16	14	20	10	18	.	.	149	12	16	10	15	.	.	53	202
Highland	.	4	4	3	5	6	4	4	3	.	.	33	3	2	2	.	.	.	7	40
Honey Suckle	.	5	3	3	3	2	3	1	3	.	.	23	23
Joshua's Choice	.	1	.	.	1	.	.	1	.	.	.	3	3
Kent Christian	8	9	9	6	4	5	6	9	3	.	.	59	7	5	7	3	.	.	22	81
King's Kids	5	2	4	4	10	6	2	6	5	.	.	44	3	3	47

(Table continued on following page)

Table 12 (Continued)
SEPTEMBER 1990 NONPUBLIC ENROLLMENTS
SCHOOL BY GRADE

School	K	1	2	3	4	5	6	7	8	UGR	HDC	Total Elem	9	10	11	12	UGR	HDC	Total Sec	Total School
OTHER RELIGIOUS (Continued)																				
Lewes Christian	2	1	3	1	1	3	4	3	2			20	3		1	1			5	25
Lighthouse Chr	8	3	5	2	2	1	3					24				1			1	25
Milford Baptist	2	3	6	2	5	4	2	5	3			32	4	5	5	3			17	49
Morning Star	4	2	5	1	2	2	0	3	2			21		1					1	22
Narrowway	1	1	1									3			1				1	4
New Castle Bapt	62	50	58	63	49	53	51	49	48			483	33	24	28	31			116	599
Ocean View Chr								1				1			1				1	2
Peninsula-McCabe	8											8								8
Pike Creek Christ	41	25	28	24	24	24	16					182								182
Red Lion Christ	49	28	37	23	33	23	20	21	14			248								248
Rose Valley		7	7	7	10	11	7	8	5			62								62
Seaford Christian	21	27	21	24	19	24	14	14	9			173	15	14	11	11			51	224
Shady Lane		5	2	2	4	2	6	2	3			26								26
Sharon Temple	12	4	4	7	4		6		7			44								44
Southern Meadow		2	1	7		5	1	2	3			21								21
St. Andrew's												0	45	69	67	71			252	252
St. David's Episc	18											18								18
St. Michael's	20											20								20
Victory Christian	4	1	2	1	5	4	7	4	1			29	1	6	2				9	38
Wesley Preschool	30											30								30
West Center		3	5	4	5	5	2	1	4			29								29
Wiley's		3	11		8	2	6	4	4			38								38
Wilm Christian	41	52	42	51	58	47	46	55	68			460	65	36	51	42			194	654
Wilm Friends	32	79	52	55	41	43	50	46	48			446	41	52	33	61			187	633
Wilm Junior	11	2	7	2	3	6		4	1			36								36
Zion Kindergarten	33											33								33
Total	715	576	508	475	473	472	413	381	350			4,363	296	290	278	297			1,161	5,524
INDEPENDENT																				
Agape School				1		1						2								2
Au Clair School												14							23	37
Building Blocks	6											6								6
Burkholder	33											33								33
Caravel	56	65	69	50	84	88	59	79	58			608	67	65	53	41			229	837
Cedars Academy								1	1			2	1	1	2	2			6	8
Centreville												11								11

Table continued on following page

Table 12 (Continued)
 SEPTEMBER 1990 NONPUBLIC ENROLLMENTS
 SCHOOL BY GRADE

School	K	1	2	3	4	5	6	7	8	UGR	HDC	Total Elem	9	10	11	12	UGR	HDC	Total Sec	Total School
INDEPENDENT (Continued)												7								7
Child Craft	7											7								7
Children's House	8	8										16								16
Claremont	9											9								9
Claymont	18											18								18
College School											31	31								31
Community Lrn		1	1		2	1		1	1			7	1	1					2	9
Concord	15											15								15
Del Preschool	8											8								8
Early Childhood	7											7								7
Education Enrich	21											21								21
Elem Workshop										65		65							10	65
Family Learning	7	7	7	4	7	4	5	4	2	7	1	55	2	3	3	2			10	65
Fouk	12											12								12
Hillhaven Center											14	14								14
Horizon House												0			5	6		12	23	23
Independence	61	69	67	69	46	49	46	48	43			498								498
KinderCare, Naam	6											6								6
KinderCare, Wood	6											6								6
Little School	32											32								32
Love N Learn	14											14								14
Merric Moppets	8											8							1	8
New School												0	1						1	1
Newark Center											64	64								64
Newark Day	21											21								21
Newark Mont	7											7								7
Old Capitol Trail	18	26	10	21	13	10	7	4	7			116		2		1			3	119
People's Settle	17											17								17
Pilot School												155								155
ROMP Discovery	17										15	32								32
Sanford	41	42	42	34	38	35	43	25	38			338	42	37	50	37			166	504
Tatnall	41	46	42	41	39	37	45	41	53			385	54	64	51	69			238	623
Lower Hill	32	49	45	58	57	48	60	53	54			456	55	44	44	32			175	631
Wilm Mont	52	20	15	8	8	8	6					117								117
Total	580	333	298	286	294	281	271	256	257	320	90	3,266	223	217	208	193	0	35	876	4,142
TOTAL STATE	2,211	1,969	1,826	1,766	1,795	1,733	1,620	1,498	1,407	320	90	16,274	1,638	1,594	1,492	1,320	0	35	6,079	22,353

Table 13
SEPTEMBER 1990 NONPUBLIC ENROLLMENTS
SCHOOL BY RACE

School	American Indian	Asian	Black	Hispanic	White	Total
CATHOLIC DIOCESAN						
Christ Our King	-	-	143	-	4	147
Corpus Christi	-	5	-	1	501	507
Holy Angels	1	6	5	3	575	590
Holy Cross	-	13	11	9	350	383
Holy Rosary	3	4	5	-	428	440
Holy Spirit	3	-	26	3	168	200
Immaculate Heart	-	-	-	4	514	518
Lady of Fatima	-	15	12	12	494	533
Lady of Grace	-	-	4	-	23	27
Padua Academy	2	4	32	8	531	577
St. Ann's	-	8	41	5	198	252
St. Anthony	-	11	27	16	452	506
St. Catherine	-	-	-	-	278	278
St. Elizabeth Elem	-	-	21	2	561	584
St. Elizabeth HS	-	2	16	15	413	446
St. Hedwig	-	5	8	-	242	255
St. Helena's	-	1	32	6	146	185
St. John	-	8	-	1	607	616
St. Mark's	7	27	42	12	1,243	1,331
St. Mary Magd	-	4	2	7	453	466
St. Matthew's	1	-	-	2	471	474
St. Paul's	1	-	82	136	1	220
St. Peter School	-	0	3	2	279	284
St. Peter's Cath	-	1	177	6	23	207
St. Thomas	-	3	18	1	167	189
Total	18	117	707	251	9,122	10,215
CATHOLIC PRIVATE						
Archmere	1	32	9	4	391	437
Salesianum	1	20	29	12	960	1,022
St. Edmund's	-	6	3	1	231	241
Ursuline Academy	-	25	34	14	699	772
Total	2	83	75	31	2,381	2,472

(Table continued on following page)

Table 13 (Continued)
 SEPTEMBER 1990 NONPUBLIC ENROLLMENTS
 SCHOOL BY RACE

School	American Indian	Asian	Black	Hispanic	White	Total
OTHER RELIGIOUS						0
Acorn Christian	13	13
Albert Einstein	71	71
Aletheia	.	5	24	.	170	199
Apple Grove	32	32
Burwood Christian	3	3
Calvary Christian	.	.	27	1	78	106
Capitol Baptist	.	1	4	2	127	134
Cedar Grove	21	21
Central Christian	77	77
Central Delaware	.	.	2	.	37	39
Christian Family	22	22
Christian Tabernacle	1	.	6	.	84	91
Concord Christian	.	.	46	2	85	133
Cooper's Corner	25	25
Cornerstone	3	3
David G. Fleagle	.	.	4	.	9	13
Delaware Valley	44	44
Eagle Christian	1	1
Elsmere	11	11
Epworth Christian	.	.	1	.	239	240
Fair Hope	2	2
Fairwinds Baptist	.	4	50	3	211	268
Faith City	.	5	57	2	96	160
Faith Elem/HIS	.	.	40	.	1	41
Faith Preschool	10	10
Grace Church	.	1	.	.	13	14
Green Hill	33	33
Greenwood	1	3	.	4	194	202
Highland	40	40
Honey Suckle	23	23
Joshua's Choice	3	3
Kent Christian	.	.	17	.	64	81
King's Kids	.	1	.	3	43	47

(Table continued on following page)

Table 13 (Continued)
SEPTEMBER 1990 NONPUBLIC ENROLLMENTS
SCHOOL BY RACE

School	American Indian	Asian	Black	Hispanic	White	Total
OTHER RELIGIOUS (Continued)						
Lewes Christian	-	-	2	-	23	27
Lighthouse Chr	-	-	3	-	22	22
Milford Baptist	-	-	4	-	45	49
Morning Star	-	-	-	-	22	123
Narroway	-	-	4	-	-	0
New Castle Bapt	1	14	101	3	480	499
Ocean View Chr	-	-	-	-	2	15
Peninsula-McCabe	-	-	1	-	7	15
Pike Creek Christ	-	10	13	-	159	169
Red Lion Christ	-	2	8	-	238	247
Rose Valley	-	-	-	-	62	62
Seaford Christian	-	2	7	3	212	224
Shady Lane	-	-	-	-	26	26
Sharon Temple	-	-	44	-	-	44
Southern Meadow	-	-	-	-	21	21
St. Andrew's	-	9	19	8	216	252
St. David's Epis	-	-	1	-	17	18
St. Michael's	-	-	15	1	4	20
Victory Christian	-	-	9	-	29	38
Wesley Preschool	-	1	1	-	28	30
West Center	-	-	-	-	29	29
Wiley's	-	-	-	-	38	38
Wilm Christian	-	8	28	12	606	654
Wilm Friends	-	16	39	7	571	633
Wilm Junior	-	8	2	1	25	36
Zion Kindergarten	-	-	1	-	32	33
Total	3	90	580	52	4,799	5,524
INDEPENDENT						
Agape School	-	-	-	-	2	2
Au Clair School	-	2	13	3	19	37
Building Blocks	-	-	-	-	6	6
Burkholder	-	2	1	-	30	33
Caravel	-	26	35	1	775	837
Cedars Academy	-	1	-	0	7	8
Centreville	-	1	-	1	42	44

Table 13 (Continued)
SEPTEMBER 1990 NONPUBLIC ENROLLMENTS
SCHOOL BY RACE

School	American Indian	Asian	Black	Hispanic	White	Total
INDEPENDENT (Continued)						
Child Craft	.	.	1	.	6	7
Children's House	.	.	.	2	14	16
Claremont	9	9
Claymont	.	1	.	.	17	18
College School	.	.	1	.	30	31
Community Lrn	9	9
Concord	.	1	.	.	14	15
Del Preschool	8	8
Early Childhood	.	.	7	.	.	7
Education Enrich	21	21
Elem Workshop	.	9	9	1	46	65
Family Learning	.	.	5	.	60	65
Foulk	.	.	2	.	10	12
Hillhaven Center	.	2	1	1	10	14
Horizon House	.	.	5	.	18	23
Independence	.	44	2	7	445	498
KinderCare, Naam	6	6
KinderCare, Wood	1	.	1	.	4	6
Little School	.	.	1	.	31	32
Love-N-Learn	14	14
Merrie Moppets	.	.	1	.	7	8
New School	1	1
Newark Center	.	3	1	2	58	64
Newark Day	.	3	4	.	14	21
Newark Mont	7	7
Old Capitol Trail	.	2	2	.	115	119
People's Settle	.	.	17	.	.	17
Pilot School	.	.	4	.	151	155
ROMP Discovery	.	2	1	.	29	32
Sanford	1	43	32	3	425	504
Tatnall	.	23	33	6	561	623
Tower Hill	.	72	24	7	528	631
Wilm Mont	.	4	6	.	107	117
Total	2	241	209	34	3,656	4,142
TOTAL STATE	25	531	1,571	368	19,858	22,353

Table 14
SEPTEMBER 1990 NONPUBLIC ENROLLMENTS
GRADE BY RACE

School	American Indian	Asian	Black	Hispanic	White	Total
ELEMENTARY						
Kindergarten	2	56	248	33	1,902	2,241
Grade 1	1	42	191	29	1,706	1,969
Grade 2	1	42	142	29	1,612	1,826
Grade 3	.	34	165	32	1,535	1,766
Grade 4	3	44	135	39	1,574	1,795
Grade 5	.	32	100	35	1,566	1,733
Grade 6	2	32	123	31	1,441	1,629
Grade 7	2	30	99	41	1,326	1,498
Grade 8	2	28	77	22	1,278	1,407
Ungraded	.	16	15	4	285	320
Handicapped	.	3	9	2	76	90
Total	13	359	1,304	297	14,301	16,274
SECONDARY						
Grade 9	3	40	88	18	1,489	1,638
Grade 10	6	40	67	19	1,462	1,594
Grade 11	.	48	60	15	1,369	1,492
Grade 12	3	44	45	1	1,211	1,320
Ungraded
Handicapped	.	.	7	2	26	35
Total	12	172	267	71	5,557	6,079
TOTAL STATE	25	531	1,571	368	19,858	22,353

Table 15
**FULL-TIME EQUIVALENT INSTRUCTIONAL STAFF
 IN NONPUBLIC SCHOOLS, 1990 - 1991**

School	Teachers	Principals	Librarians	Guidance Counselors	Other Instructional	Total
CATHOLIC DIOCESAN						
Christ Our King	11.0	1.0	1.0	.	1.0	14.0
Corpus Christi	18.0	1.0	1.0	1.0	5.5	26.5
Holy Angels	23.0	1.0	1.0	1.0	.	26.0
Holy Cross	24.5	1.0	1.0	.	1.0	27.5
Holy Rosary	18.0	1.0	1.0	.	2.0	22.0
Holy Spirit	10.0	1.0	1.0	1.0	4.5	17.5
Immaculate Heart	18.0	1.0	1.0	1.0	3.5	24.5
Lady of Fatima	21.0	1.0	1.0	0.5	5.0	28.5
Lady of Grace	1.0	0.5	.	.	.	1.5
Padua Academy	40.0	3.0	1.0	4.0	.	48.0
St. Ann's	9.0	1.0	1.0	.	1.5	12.5
St. Anthony	22.5	1.0	1.0	0.5	1.0	26.0
St. Catherine	10.3	1.0	0.6	0.8	2.0	14.7
St. Elizabeth Elem	21.5	1.0	1.0	0.5	3.0	27.0
St. Elizabeth HS	23.0	1.0	0.5	2.0	2.5	29.0
St. Hedwig	12.0	1.0	1.5	.	4.0	18.5
St. Helena's	14.0	1.0	1.0	.	1.0	17.0
St. John	27.0	1.0	1.0	0.5	4.0	33.5
St. Mark's	86.5	4.0	1.0	5.0	1.0	97.5
St. Mary Magd	20.0	1.0	0.5	0.5	2.5	24.5
St. Matthew's	22.0	2.0	1.0	.	4.0	29.0
St. Paul's	11.0	1.0	0.5	0.5	0.5	13.5
St. Peter School	9.0	1.0	1.0	0.5	2.0	13.5
St. Peter's Cath	11.0	1.0	.	.	4.0	16.0
St. Thomas	8.0	1.0	0.5	0.5	5.0	15.0
Total	491.3	30.5	21.1	19.8	60.5	623.2
CATHOLIC PRIVATE						
Archmere	44.0	1.0	1.5	3.0	2.0	51.5
Salesianum	52.6	3.0	1.0	6.4	.	63.0
St. Edmond's	17.0	1.0	1.0	1.0	1.0	21.0
Ursuline Academy	63.0	3.0	2.0	3.0	6.0	77.0
Total	176.6	8.0	5.5	13.4	9.0	212.5

(Table continued on following page)

Table 15 (Continued)
**FULL-TIME EQUIVALENT INSTRUCTIONAL STAFF
 IN NONPUBLIC SCHOOLS, 1990 - 1991**

School	Teachers	Principals	Librarians	Guidance Counselors	Other Instructional	Total
OTHER RELIGIOUS						18.0
Acorn Christian	17.0	1.0				6.7
Albert Einstein	4.3	1.0			1.4	18.5
Aletheia	14.0	1.0	0.5		3.0	1.0
Apple Grove	1.0					3.0
Burwood Christian	2.0	1.0				12.5
Calvary Christian	8.0	1.0	1.0	1.0	1.5	12.0
Capitol Baptist	10.0	1.0	1.0			1.0
Cedar Grove	1.0					7.0
Central Christian	6.0	1.0				4.0
Central Delaware	4.0					13.0
Christian Family	12.0	1.0				8.0
Christian Tabernacle	7.0	1.0				9.5
Concord Christian	8.5	1.0				1.0
Cooper's Corner	1.0					2.0
Cornerstone	1.0	1.0				1.0
David G. Fleagle	1.0					1.3
Delaware Valley		1.0			0.3	1.0
Eagle Christian	0.5	0.5				1.0
Elsmere	0.5	0.5				1.0
Epworth Christian	13.0	1.0	0.5	0.5	1.5	16.5
Fair Hope	1.0	1.0				2.0
Fairwinds Baptist	13.0	1.0	1.0	1.0	1.0	17.0
Faith City	13.0	1.0				11.0
Faith Elem/HIS	4.0	1.0			3.0	8.0
Faith Preschool	1.0	1.0			0.5	2.5
Grace Church	1.0	0.5			0.5	2.0
Green Hill	2.0					2.0
Greenwood	13.5	1.0				14.5
Highland	4.0	1.0				5.0
Honey Suckle	1.0					1.0
Joshua's Choice	1.0	0.5				1.5
Kent Christian	9.0	1.0	1.0	1.0	10.0	22.0
King's Kids	22.0	1.0				23.0

(Table continued on following page)

BEST COPY AVAILABLE

Table 15 (Continued)
**FULL-TIME EQUIVALENT INSTRUCTIONAL STAFF
 IN NONPUBLIC SCHOOLS, 1990-1991**

School	Teachers	Principals	Librarians	Guidance Counselors	Other Instructional	Total
OTHER RELIGIOUS (Continued)						
Lewes Christian	2.0	1.0	.	.	1.0	4.0
Lighthouse Chr	2.0	1.0	.	.	1.5	4.5
Milford Baptist	5.0	1.0	.	.	.	6.0
Morning Star	10.0	1.0	0.5	0.5	0.5	12.5
Narroway	2.0	1.0	.	.	.	3.0
New Castle Bapt	29.0	2.0	1.0	.	.	32.0
Ocean View Chr	1.0	1.0
Peninsula-McCabe	1.0	1.0	.	.	0.5	2.5
Pike Creek Christ	8.0	1.0	0.5	.	0.5	10.0
Red Lion Christ	14.0	1.0	0.5	.	1.0	16.5
Rose Valley	2.0	2.0
Seaford Christian	11.0	1.0	0.5	1.0	.	13.5
Sandy Lane	1.0	.	.	.	0.5	1.5
Sharon Temple	5.0	5.0
Southern Meadow	1.0	1.0
St. Andrew's	36.8	1.0	2.0	3.8	.	43.5
St. David's Epis	1.0	1.0	.	.	1.0	3.0
St. Michael's	3.0	1.0	.	.	1.0	5.0
Victory Christian	3.0	1.0	.	.	3.0	7.0
Wesley Preschool	2.0	1.0	.	.	2.0	5.0
West Center	1.0	1.0
Wiley's	1.0	1.0
Wilm Christian	39.0	2.0	2.0	1.0	2.0	46.0
Wilm Friends	63.0	3.0	4.5	2.0	.	72.5
Wilm Junior	3.0	.	.	.	0.1	3.1
Zion Kindergarten	1.0	1.0	.	.	0.5	2.5
Total	445.1	46.0	16.5	11.8	37.8	557.1
INDEPENDENT						
Agape School	1.0	1.0	.	.	.	2.0
Au Clair School	10.0	1.0	.	.	.	11.0
Building Blocks	1.0	1.0	.	.	.	2.0
Burkholder	6.0	.	.	.	1.0	7.0
Caravel	43.5	3.0	1.0	1.0	20.0	68.5
Cedars Academy	8.0	1.0	.	.	.	9.0
Centreville	8.0	1.0	.	.	5.0	14.0

(Table continued on following page)

Table 15 (Continued)
FULL-TIME EQUIVALENT INSTRUCTIONAL STAFF
IN NONPUBLIC SCHOOLS, 1990 - 1991

School	Teachers	Principals	Librarians	Guidance Counselors	Other Instructional	Total
INDEPENDENT (Continued)						
Child Craft	1.0	1.0	.	.	.	2.0
Children's House	2.0	1.0	.	.	0.3	3.3
Claremont	1.0	1.0	.	.	.	2.0
Claymont	1.0	1.0
College School	4.0	1.0	.	.	4.0	9.0
Community Lrn	4.0	1.0	2.0	6.0	2.0	15.0
Concord	2.0	1.0	.	.	.	3.0
Del Preschool	1.0	1.0	.	.	1.0	3.0
Early Childhood	1.0	1.0
Education Enrich	2.0	3.0	.	.	.	5.0
Elem Workshop	9.0	1.0	.	.	2.0	12.0
Family Learning	35.0	1.0	.	.	.	36.0
Fouk	2.0	1.0	.	.	.	3.0
Hillhaven Center	3.0	1.0	.	.	7.0	11.0
Horizon House	3.0	1.0	.	.	4.0	8.0
Independence	33.5	2.0	0.6	0.2	8.0	44.3
KinderCare, Naam	1.0	1.0	.	.	.	2.0
KinderCare, Wood	10.0	.	.	1.0	.	11.0
Little School	2.0	1.0	.	.	4.0	7.0
Love-N-Learn	1.0	1.0	.	.	.	2.0
Merrie Moppets	1.0	.	.	.	0.5	1.5
New School	1.0	1.0
Newark Center	7.0	7.0
Newark Day	2.5	2.5
Newark Mont	2.0	1.0	.	.	4.0	7.0
Old Capitol Trail	67.0	1.0	.	.	.	68.0
People's Settle	1.6	1.0	.	.	3.0	5.0
Pilot School	30.0	1.0	1.0	1.0	7.0	40.0
ROMP Discovery	2.0	1.0	.	.	2.0	5.0
Sanford	55.0	9.0	1.0	1.0	3.0	69.0
Tatna'l	61.0	5.0	2.0	2.0	.	70.0
Tower Hill	68.5	2.5	3.5	1.0	2.3	77.8
Wilmington Mont	19.5	1.0	.	.	1.5	22.0
<i>Total</i>	513.5	50.5	11.1	13.2	81.5	669.8
TOTAL STATE	1,626.5	135.0	51.2	58.2	188.8	2,069.6

Table 16
**AVERAGE DAILY MEMBERSHIP AND AVERAGE DAILY ATTENDANCE
 OF NONPUBLIC SCHOOL PUPILS
 1989 - 1990**

School	Average Daily Membership	Average Daily Attendance	Percent ADA to ADM
CATHOLIC DIOCESAN			
Christ Our King School	168.6	159.6	94.7
Corpus Christi School	466.0	445.0	95.5
Holy Angels School	593.2	568.0	95.8
Holy Cross Elementary School	343.0	326.0	95.0
Holy Rosary School	468.0	440.5	94.1
Holy Spirit School	196.0	185.9	94.8
Immaculate Heart of Mary School	498.4	473.2	94.9
Our Lady of Fatima School	517.0	491.4	95.0
Our Lady of Grace Kindergarten	25.0	23.7	94.8
Padua Academy	573.8	546.6	95.3
St. Ann's School	233.0	222.7	95.6
St. Anthony of Padua School	474.0	439.2	92.7
St. Catherine of Siena School	281.0	269.6	95.9
St. Elizabeth's Elementary School	633.0	583.9	92.2
St. Elizabeth's High School	430.0	415.7	96.7
St. Hedwig Elementary School	249.0	240.2	96.5
St. Helena's School	193.1	185.1	95.9
St. John The Beloved School	585.7	567.7	96.9
St. Mark's High School	1,258.0	1,213.0	96.4
St. Mary Magdalen School	491.0	471.1	95.9
St. Matthew's School	438.0	427.0	97.5
St. Paul's School	210.5	200.5	95.2
St. Peter School	287.0	272.6	95.0
St. Peter's Cathedral School	218.1	210.3	96.4
St. Thomas The Apostle School	173.0	164.7	95.2
Total and Percent, Catholic Diocesan	10,003.4	9,543.2	95.4
CATHOLIC PRIVATE			
Archmere Academy	444.0	431.5	97.2
Salesianum School	1,048.0	1,012.8	96.6
St. Edmond's Academy	227.5	219.1	96.3
Ursuline Academy High School	243.0	233.6	96.1
Ursuline Academy Junior School	521.4	498.8	95.7
Total and Percent, Catholic Private	2,483.9	2,395.8	96.5

(Table continued on following page)

Table 16 (Continued)
**AVERAGE DAILY MEMBERSHIP AND AVERAGE DAILY ATTENDANCE
 OF NONPUBLIC SCHOOL PUPILS
 1989 - 1990**

School	Average Daily Membership	Average Daily Attendance	Percent ADA to ADM
OTHER RELIGIOUS			
Albert Einstein Academy	67.5	64.1	95.0
Altheia School	204.2	195.4	95.7
Apple Grove Amish School	29.0	28.2	97.2
Burwood Christian School	1.0	1.0	100.0
Calvary Christian School	72.2	68.8	95.3
Capitol Baptist School	143.3	137.5	96.0
Cedar Grove Amish School	21.1	20.1	95.3
Central Christian School	59.5	57.4	96.5
Central Delaware Christian School	28.6	27.5	96.2
Christian Tabernacle Academy	135.0	131.6	97.5
Concord Christian Academy	133.2	123.3	92.6
Cooper's Corner Amish School	31.3	29.2	93.3
David G. Fleagle Elementary School	10.5	10.0	95.2
El Shaddai Academy	29.5	27.4	92.9
Elsmere Presbyterian School	4.0	3.5	87.5
Epworth Christian School	209.9	198.8	94.7
Fairwinds Baptist School	257.5	244.8	95.1
Faith City Christian School	148.7	139.4	93.7
Faith Elementary & High School	74.7	70.5	94.4
Faith Preschool	10.2	9.6	94.1
Grace Church Preschool	16.0	15.3	95.6
Green Hill Amish School	35.4	33.8	95.5
Greenwood Mennonite School	186.1	178.6	96.0
Hickory Ridge Christian School	9.6	9.6	100.0
Honey Suckle Knoll Amish School	18.1	17.3	95.6
Kent Christian Academy	76.5	69.6	91.0
King's Kids Academy	42.1	41.6	98.8
Lewes Christian Academy	35.0	32.5	92.9
Lighthouse Christian Academy	30.0	28.0	93.3
Milford First Baptist Christian School	55.0	52.3	95.1
Morning Star Christian Academy	6.0	6.0	100.0
Narrowway Academy	3.0	3.0	100.0

(Table continued on following page)

Table 16 (Continued)
**AVERAGE DAILY MEMBERSHIP AND AVERAGE DAILY ATTENDANCE
 OF NONPUBLIC SCHOOL PUPILS
 1989 - 1990**

School	Average Daily Membership	Average Daily Attendance	Percent ADA to ADM
OTHER RELIGIOUS (Continued)			
New Castle Baptist Academy	597.6	568.8	95.2
Pike Creek Christian School	151.1	142.8	94.5
Red Lion Christian Academy	250.3	240.7	96.2
Rose Valley Amish School	49.9	48.6	97.4
Seaford Christian Academy	208.5	198.7	95.3
St. Andrew's School	237.7	236.7	99.6
St. David's Episcopal Day School	19.2	17.6	91.7
St. Michael's Day Nursery, Inc.	18.0	16.7	92.8
Victory Christian Academy	44.9	42.3	94.2
Wesley Preschool	28.9	27.5	95.2
Wiley School	35.0	33.2	94.9
Wilmington Christian School	625.4	596.2	95.3
Wilmington Friends School	684.4	653.0	95.4
Wilmington Junior Academy	23.3	22.1	94.8
Zion Kindergarten	30.0	28.2	94.0
Total and Percent, Other Religious	5187.9	4948.8	95.4
INDEPENDENT			
Au Clair School (The)	43.0	43.0	100.0
Building Blocks Early Childhood Center	10.4	10.0	96.2
Burkholder School (The)	42.3	40.3	95.3
CACC Montessori School & Child Care Center	30.0	28.1	93.7
Caravel Academy	746.0	707.7	94.9
Cedars Academy (The)	12.6	12.3	97.6
Centreville School	39.3	36.6	93.1
Child Craft Company (The)	1.0	0.9	90.0
Children's House, Inc. (The)	7.0	6.7	95.7
Christian Family Academy	16.9	16.9	100.0
Claremont School (The)	10.4	9.8	94.2
Claymont Nursery School and Day Care, Inc.	10.0	9.7	97.0
College School (The)	33.9	31.6	93.2
Community Learning Institute	12.0	12.0	100.0
Concord Preschool & Kindergarten	15.8	15.0	94.9

(Table continued on following page)

Table 16 (Continued)
**AVERAGE DAILY MEMBERSHIP AND AVERAGE DAILY ATTENDANCE
 OF NONPUBLIC SCHOOL PUPILS
 1989 - 1990**

School	Average Daily Membership	Average Daily Attendance	Percent ADA to ADM
INDEPENDENT (Continued)			
Delaware Preschool	14.0	13.1	93.6
Delaware Valley Christian Academy	33.7	32.4	96.1
Early Childhood Laboratory School	11.0	10.7	97.3
Educational Enrichment Center, Inc.	16.0	14.7	91.9
Elementary Workshop (The)	57.0	53.5	93.9
Family Learning Academy	106.8	106.8	100.0
Foulk Preschool	12.6	11.8	93.7
Hillhaven Center	15.7	15.7	100.0
Independence School (The)	468.9	451.6	96.3
Kinder Care Learning Center, Woodcrest Drive	9.0	8.8	97.8
Kinder Care Learning Center, Hillock Lane	6.4	6.0	93.8
Kinder Care Learning Center, Casho Mill Road	0.6	0.6	100.0
Kinder Care Learning Center, Naamans Road	7.0	6.6	94.3
Kinder Care Learning Center, Meadowood Drive	6.0	5.5	91.7
Little School, Inc. (The)	28.0	27.8	99.3
Love-N-Learn Nursery-Preschool	11.5	11.1	96.5
Loving Care Nursery	10.0	9.5	95.0
Merrie Moppets School	14.1	14.1	100.0
New Horizons Preparatory School	21.6	21.6	100.0
Newark Center for Creative Learning	64.2	60.3	93.9
Newark Day Nursery Association, Inc.	22.9	21.0	91.7
Newark Montessori	5.6	5.4	96.4
Old Capitol Trail Academy	57.4	56.4	98.3
People's Settlement School	23.8	21.8	91.6
Pilot School, Inc. (The)	155.0	146.9	94.8
ROMP Discovery Center	23.0	21.9	95.2
Sanford School	488.0	469.1	96.1
Tatnall School (The)	637.4	614.8	96.5
Tower Hill School	639.0	621.3	97.2
Wilmington Montessori School	91.0	86.9	95.5
Total and Percent, Independent	4,087.8	3,928.3	96.1
TOTAL STATE	21,763.0	20,816.1	95.6

Note: Data not reported for Highland Mennonite, New School, Shady Lane Amish, Sharon Temple, Southern Meadow Amish, and West Center Amish.

Appendix A

NONPUBLIC SCHOOLS OPENED IN 1990-1991

School	State Code	District	Type/Religious Affiliation	Grade Levels	1990-1991 Enrollment
Acorn Christian School	954	Lake Forest	Other Religious/Christian	K-8	13
Agape School (The)	886	Christina	Independent	K-8	2
Cornerstone Christian School	955	Woodbridge	Other Religious/Mennonite	K-12	3
Eagle Christian Academy	800	Appoquinimink	Other Religious/Christian	K-8	1
Fair Hope Academy	953	Woodbridge	Other Religious/Mennonite	K-12	2
Joshua's Choice	956	Cape Henlopen	Other Religious/Mennonite	K-12	3
New School (The)	948	Seaford	Independent	9-12	1
Ocean View Christian Academy	957	Indian River	Other Religious/None	K-12	2
Peninsula-McCabe School	801	Red Clay	Other Religious/United Methodist	K	8

NONPUBLIC SCHOOLS OPERATING UNDER NEW NAMES

School	State Code	District	Type/Religious Affiliation	Grade Levels	1990-1991 Enrollment
Horizon House <i>(Formerly New Horizons Preparatory School)</i>	877	Colonial	Independent	Ungraded	23
Ursuline Academy <i>[Ursuline Academy Junior School (Pk-8) and Ursuline Academy High School (9-12) combined to form Ursuline Academy.]</i>	862	Red Clay	Catholic Private	Pk-12	772

**NONPUBLIC SCHOOLS CLOSED OR
REPORTING NO ENROLLMENT IN 1990-1991**

School	State Code	District	Type/Religious Affiliation	Grade Levels	1989-1990 Enrollment
CACC Montessori School <i>(Now enrolling only prekindergarten students)</i>	868	Red Clay	Independent	Pk-2	31
El Shaddai Academy <i>(Closed)</i>	932	Laurel	Other Religious/Charismatic	K-12	33
Hickory Ridge Christian School <i>(Closed)</i>	938	Woodbridge	Other Religious/Christian	K-12	4
Kindercare, Casho Mill Road <i>(No fulltime kindergarten students enrolled in 1990-1991)</i>	808	Christina	Independent	K	1
Kindercare, Hillock Lane <i>(No fulltime kindergarten students enrolled in 1990-1991)</i>	866	Red Clay	Independent	K	6
Kindercare, Meadowood Drive <i>(No fulltime kindergarten students enrolled in 1990-1991)</i>	825	Red Clay	Independent	K	12
Loving Care Kindergarten <i>(Now enrolling only prekindergarten students)</i>	923	Smyrna	Independent	K	11

Appendix B
 Nonpublic Schools in Delaware by District, 1990-1991

School	Code	Type	Religious Affiliation	Grade Levels	Enrollment			Address	City	Zip	Phone
					"K-8"	"9-12"	Total				
<i>Appoquinimink</i>											
Au Clair School	892	Independent		Ungraded	14	23	37	4185 Kirkwood	Bear	19701	378-9840
Eagle Christian Academy	800	Other	Christian	K-8	1	-	1	648 Dutch Neck Road	Middletown	19709	834-7480
Hillhaven Center	811	Independent		Special	14	-	14	R.D. #3, Box 510	Middletown	19709	834-4811
St. Andrew's School	812	Other	Nondenominational	"9-12"	-	252	252	350 Noxontown Road	Middletown	19709	834-5350
<i>Brandywine</i>											
Albert Einstein Academy	833	Other	Jewish	K-6	71	-	71	101 Garden of Eden Road	Wilmington	19803	478-5026
Archmere Academy	827	Private	Catholic	"9-12"	-	437	437	3600 Philadelphia Pike	Claymont	19703	798-6632
Claremont School	828	Independent		Ungraded	9	-	9	1501 Marsh Road	Wilmington	19803	478-4531
Claymont Nursery/Day Care	838	Independent		K	18	-	18	3519 Philadelphia Pike	Claymont	19703	792-1004
Concord Christian Academy	820	Other	Baptist	PK-12	106	27	133	2510 Marsh Road	Wilmington	19810	475-3247
Concord Preschool/K-1 Kindergarten	818	Independent		K	15	-	15	1800 Fairfax Boulevard	Wilmington	19803	654-9629
Delaware Preschool, Inc	836	Independent		K	8	-	8	1314 Foulk Road	Wilmington	19803	478-3544
Educational Enrichment	869	Independent		K	21	-	21	730 Halstead Road	Wilmington	19803	478-8697
Faith Preschool & Daycare	835	Other	Presbyterian	K	10	-	10	720 Marsh Road	Wilmington	19803	475-6335
Foulk Preschool	817	Independent		K	12	-	12	2 Tenby Drive	Wilmington	19803	478-3047
Holy Rosary	826	Diocesan	Catholic	K-8	440	-	440	3210 Philadelphia Pike	Claymont	19703	798-5584
Immaculate Heart of Mary School	823	Diocesan	Catholic	K-8	518	-	518	1000 Shipley Road, Liftwood	Wilmington	19803	764-0977
Kindergarten Learning, Naamans	815	Independent		K	6	-	6	2018 Naamans Road	Wilmington	19810	475-2212
Plot School	821	Independent		Ungraded	155	-	155	100 Garden of Eden Road	Wilmington	19803	478-1740
St. David's Episcopal	837	Other	Episcopal	K	18	-	18	2320 Grubb Road	Wilmington	19810	475-3747
St. Edmond's Academy	832	Private	Catholic	"4-8"	241	-	241	2120 Veale Road	Wilmington	19810	475-5370
St. Helena School	831	Diocesan	Catholic	PK-8	185	-	185	210 Bellefonte Avenue	Bellefonte	19809	762-5595
St. Mary Magdalen	824	Diocesan	Catholic	K-8	466	-	466	9 Sharpley Road	Wilmington	19803	656-2745
Wilmington Friends	822	Other	Quaker	PK-12	446	187	633	101 School Road	Wilmington	19803	575-1130
Wilmington Montessori	816	Independent		PK-5	117	-	117	1400 Harvey Road	Wilmington	19810	475-0555
<i>Caesar Rodney</i>											
Apple Grove Amish	903	Other	Amish	"1-8"	32	-	32	Rt. #2, Box 414	Dover	19901	
Birwood Christian	944	Other	Nondenominational	Ungraded	3	-	3	P.O. Box 1262	Dover	19903	697-3660
Calvary Christian	931	Other	Baptist	K-4	106	-	106	1141 East Lebanon Road	Dover	19901	697-7776
Capitol Baptist School	900	Other	Baptist	K-12	90	44	134	401 Kesseling Avenue	Dover	19901	678-9190
Central Delaware Christian	952	Other	Christian	K-5	39	-	39	PO Box 1787	Dover	19903	697-7407
Cooper's Corner Amish	924	Other	Old Order Amish	"1-8"	25	-	25	Rt. #1, Box 84	Wyoming	19934	
Southern Meadow	920	Other	Amish	"1-8"	21	-	21	Rt. 3, Dover	Dover	19934	

(Table continued on following page)

Appendix B (Continued)
Nonpublic Schools in Delaware by District, 1990-1991

School	Code	Type	Religious Affiliation	Grade Levels	Enrollment			Address	City	Zip	Phone
					"K-8"	"9-12"	Total				
<i>Cape Henlopen</i>											
Joshua's Choice School	956	Other	Mennonite	K-12	3	-	3	R.D. 1, Box 418	Ellendale	19941	684-4314
Lewes Christian Academy	930	Other	Independent Baptist	K-12	20	5	25	PO Box 25	Lewes	19958	645-6330
<i>Capital</i>											
Cedar Grove Amish	905	Other	Amish	"1-8"	21	-	21	Rt. #2, Box 318	Dover	19901	653-6149
Central Christian School	904	Other	Mennonite	K-12	67	10	77	Rt. #2, Box 300-1A	Dover	19901	492-8772
Community Learning Institute, Inc.	940	Independent	-	K-12	7	2	9	R.D. #1, Box 307-P	Hartly	19953	492-8224
Early Childhood Laboratory School	917	Independent	-	PK-K	7	-	7	Delaware State College	Dover	19901	736-5194
Faith Elementary & High School	928	Other	Interdenominational	K-12	41	-	41	PO Box 1228	Dover	19903	736-1555
Holy Cross Elementary	914	Diocesan	Catholic	PK-8	383	-	383	631 S. State Street	Dover	19901	674-5784
Honey Suckle Knoll	922	Other	Amish	"1-8"	23	-	23	Rt. #2, Box 151	Dover	19901	
Kent Christian Academy	908	Other	United Pentecostal	K-12	59	22	81	1761 N. DuPont Highway	Dover	19901	678-3837
Kinder Care Learning, Woodcrest	919	Independent	-	K	6	-	6	726 Woodcrest Drive	Dover	19901	674-41
Little School	909	Independent	-	PK-K	32	-	32	308 N. Queen Street	Dover	19901	697-2283
Love-N-Learn	943	Independent	-	K	14	-	14	402 Cowgill Street	Dover	19901	734-7906
Rose Valley School	911	Other	Amish	"1-8"	62	-	62	154 Rose Valley Road	Dover	19901	
Shady Lane	941	Other	Amish	"1-8"	26	-	26	Rt. 1, Box 303-D	Hartly	19953	
Victory Christian Academy	921	Other	Full Gospel	K-12	29	9	38	R.D. #2, Box 327	Dover	19901	678-9016
Wesley Preschool	927	Other	United Methodist	PK-K	30	-	30	209 S. State Street	Dover	19901	678-8987
West Center Amish	912	Other	Amish	"1-8"	29	-	29	Rt. #1, Box 222	Hartly	19953	
Wiley School	913	Other	Old Order Amish	"1-8"	38	-	38	Rt. #2, Box 137	Dover	19901	
<i>Christina</i>											
Agape School (The)	886	Independent	-	K-8	2	-	2	87 Canzonet Drive	Newark	19702	836-2055
Alethea School	870	Other	Church of Christ	K-8	199	-	199	91 Salem Church Road	Newark	19713	737-7048
Caravel Academy	896	Independent	-	PK-12	608	229	837	2801 Del Laws Road	Bea	19701	834-8938
College School (The)	878	Independent	-	Ungraded	31	-	31	University of Delaware	Newark	19716	351-1097
Delaware Valley Christian Academy	809	Other	Nondenominational	K-12	38	6	44	602 Birchwood Drive	Newark	19713	737-0855
Elementary Workshop (The)	879	Independent	-	PK-4	65	-	65	502 Pine Street	Wilmington	19801	656-1498
Faith City Christian	848	Other	Interdenominational	K-12	144	16	160	179 Christiana Stanton Road	Newark	19702	738-9050
Holy Angels	875	Diocesan	Catholic	K-8	590	-	590	82 Possum Park Road	Newark	19711	731-2210
Newark Center Creative	872	Independent	-	Ungraded	64	-	64	401 Phillips Avenue	Newark	19711	368-7772
Newark Day Nursery Assoc., Inc.	888	Independent	-	K	21	-	21	921 Barksdale Road	Newark	19711	731-4925
Newark Montessori	806	Independent	-	K	7	-	7	1031 S. Chapel Street	Newark	19702	366-1481
Old Capitol Trail Academy	830	Independent	-	K-12	116	3	119	PO Box 7193	Newark	19714	737-998-6191
Our Lady of Grace	876	Diocesan	Catholic	K	27	-	27	487 Chestnut Hill Road	Newark	19713	737-6650

Appendix B (Continued)
 Nonpublic Schools in Delaware by District, 1990-1991

School	Code	Type	Religious Affiliation	Grade Levels	Enrollment			Address	City	Zip	Phone
					"K-8"	"9-12"	Total				
<i>Christina (continued)</i>											
Peoples Settlement	807	Independent		K	17	-	17	408 East 8th Street	Wilmington	19801	658-4133
Pike Creek Christian School	874	Other	Baptist	K-6	182	-	182	199 Polly Drummond Hill Rd	Newark	19711	731-7773
St. Elizabeth's Elementary	880	Diocesan	Catholic	K-8	584	-	584	Cedar & Rodney Streets	Wilmington	19805	555-8208
St. Elizabeth's High School	881	Diocesan	Catholic	"9-12"		446	446	Cedar & Rodney Streets	Wilmington	19805	656-3369
St. Hedwig Elementary	882	Diocesan	Catholic	K-8	255	-	255	Linden & Harrison Streets	Wilmington	19805	594-1402
St. Michael's Day Nursery, Inc.	889	Other	Episcopal	K	20	-	20	305 E. 7th Street	Wilmington	19801	652-9509
St. Peter's Cathedral	883	Diocesan	Catholic	K-8	207	-	207	6th & Tatnall Streets	Wilmington	19801	656-5234
<i>Colonial</i>											
Building Blocks Early Childhood	845	Independent		K	6	-	6	One Road's Way	New Castle	19720	323-8220
Earwinds Baptist Church School	893	Other	Baptist	PK-12	212	36	268	Box 128	Bear	19701	328-7404
Holy Spirit	890	Diocesan	Catholic	PK-8	200	-	200	Church Drive, Garfield Park	New Castle	19720	658-5345
Horizon House/Delaware	877	Independent		Ungr		23	23	P.O. Box 685	Bear	19701	323-1616
New Castle Baptist	894	Other	Baptist	K-12	483	116	599	901 East Basin Road	New Castle	19720	328-7026
Our Lady of Fatima	897	Diocesan	Catholic	K-8	533	-	533	Harrison & DuPont Parkway	New Castle	19720	328-2803
Red Lion Christian	899	Other	Evangelical	PK-8	248	-	248	1400 Red Lion Road	Bear	19701	834-2526
St. Peter School	898	Diocesan	Catholic	K-8	284	-	284	6th & Harmony Streets	New Castle	19720	328-1191
<i>Indian River</i>											
King's Kids Academy	910	Other	Christian	K-12	44	3	47	R.D. #5, Box 130	Georgetown	19947	856-4138
Narrowway Academy	951	Other	Narrowway Ministries	K-12	3	1	4	Rt. #1, Box 60	Frankford	19945	732-3932
Ocean View Christian Academy	957	Other	Christian	K-12	1	1	2	P.O. Box 13, West Avenue	Ocean View	19970	539-7468
<i>Lake Forest</i>											
Acorn Christian School	954	Other	Christian	"K-8"	12	1	13	P.O. Box 506	Greenwood	19950	398-0156
<i>Laurel</i>											
Epworth Christian	933	Other	Nondenominational	K-12	170	70	240	Rt. #1, Box 65 1/2	Laurel	19956	875-4488
<i>Milford</i>											
Christian Tabernacle Academy	916	Other	Christian Tabernacle	K-12	66	25	91	Road 207, PO Box 148	Lincoln	19960	422-6471
Family Learning Academy	947	Independent		K-12	55	10	65	306 S. Washington Street	Milford	19963	422-3958
Lighthouse Christian	950	Other	Pentecostal	K-12	24	1	25	R.D. #4, Box 494	Milford	19963	422-7753
Milford First Baptist	918	Other	Independent Baptist	K-12	32	17	49	PO Box 238	Milford	19963	422-4263
<i>Red Clay</i>											
Burkholder School	842	Independent		PK-K	33	-	33	3 Paoletti Drive	Wilmington	19808	998-7152
Centreville School	851	Independent		Ungraded	44	-	44	6201 Kennell Pike	Centreville	19807	571-0230
Children's House, Inc. (H)	819	Independent		PK-K	16	-	16	175 Sawin Lane	Hockessin	19707	429-9244
Christ Our King School	854	Diocesan	Catholic	K-8	147	-	147	28th & Madison Streets	Wilmington	19802	762-4031

(Table continued on following page)

Appendix B (Continued)

Nonpublic Schools in Delaware by District, 1990-1991

School	Code	Type	Religious Affiliation	Grade Levels	Enrollment			Address	City	Zip	Phone
					"K-8"	"9-12"	Total				
<i>Red Clay (continued)</i>											
Corpus Christi School	843	Diocesan	Catholic	K-8	507	-	507	907 New Road, Elsmere	Wilmington	19805	995-2231
Elsmere Presbyterian Child Care	813	Other	Presbyterian	K	11	-	11	604 New Road, Elsmere	Wilmington	19805	998-2070
Grace Church Preschool	885	Other	Methodist	K	14	-	14	903 West Street	Wilmington	19801	655-8847
Highland Mennonite	864	Other	Mennonite	"1-10"	33	7	40	180 School Bell Road	Bear	19701	328-9025
Independence School	871	Independent	-	PK-8	498	-	498	1300 Paper Mill Road	Newark	19711	239-0330
Merrie Moppets School	884	Independent	-	K	8	-	8	2600 Washington Avenue	Wilmington	19805	998-8531
Padua Academy	857	Diocesan	Catholic	"9-12"	-	577	577	905 N. Broom Street	Wilmington	19806	421-3739
Peninsula-McCabe School	801	Other	United Methodist	K	8	-	8	2200 Baynard Boulevard	Wilmington	19802	654-2346
ROMP Discovery Center	852	Independent	-	Ungraded	32	-	32	2105 Baynard Boulevard	Wilmington	19802	655-8905
Salesianum School	860	Private	Catholic	"9-12"	1	1,021	1,022	1801 N. Broom Street	Wilmington	19802-38	654-2495
Sanford School	846	Independent	-	PK-12	338	166	504	PO Box 888	Hockessin	19707-08	239-5263
Sharon Temple Jr. Acdmy.	867	Other	Seventh Day Adventist	K-9	44	-	44	2001 Washington Street	Wilmington	19802	428-0216
St. Ann's School	855	Diocesan	Catholic	K-8	252	-	252	Shallcross & Union Street	Wilmington	19806	652-6567
St. Anthony of Padua	856	Diocesan	Catholic	K-8	506	-	506	9th & Scott Streets	Wilmington	19805	421-3743
St. Catherine of Siena	841	Diocesan	Catholic	K-8	278	-	278	2501 Centerville Road	Wilmington	19808	633-4901
St. John The Beloved	849	Diocesan	Catholic	K-8	616	-	616	905 Milltown Road	Wilmington	19808	998-5525
St. Mark's High School	850	Diocesan	Catholic	"9-12"	0	1,331	1,331	Pike Creek Road	Wilmington	19808	738-3300
St. Matthew's School	844	Diocesan	Catholic	PK-8	474	-	474	1 Fallon Avenue, Woodcrest	Wilmington	19804	633-5860
St. Paul School	858	Diocesan	Catholic	PK-8	220	-	220	3rd & Van Buren Streets	Wilmington	19805	656-1372
St. Thomas The Apostle	859	Diocesan	Catholic	"1-8"	189	-	189	Pyle and Bayard Avenue	Wilmington	19805	654-0746
Tainall School, Inc. (The)	840	Independent	-	PK-12	385	238	623	1501 Bailey Mill Road	Wilmington	19807	998-2292
Tower Hill	834	Independent	-	PK-12	456	175	631	2813 West 17th Street	Wilmington	19806	575-0550
Ursuline Academy High	862	Private	Catholic	"9-12"	542	230	772	1106 Pennsylvania Avenue	Wilmington	19806	654-5999
Wilmington Christian	853	Other	Interdenominational	K-12	460	194	654	PO Box 626	Hockessin	19707	239-3222
Wilmington Jr. Academy	847	Other	Seventh Day Adventist	K-8	36	-	36	3001 Mill Creek Road	Wilmington	19808	998-8583
Zion Kindergarten	863	Other	Lutheran	K	33	-	33	2101 Lancaster Avenue	Wilmington	19805	655-7874
<i>Seaford</i>											
Child Craft Company (The)	942	Independent	-	PK-K	7	-	7	1307 Seaford-Laurel Highway	Seaford	19973	628-1231
Christian Family Academy	926	Other	Nondenominational	K-12	16	6	22	R.D. #2, Box 362 BB	Seaford	19973	856-7930
David G. Fleagle Elem.	934	Other	Seventh Day Adventist	"1-8"	13	-	13	Rt. #4, Box 703	Seaford	19973	629-7438
New School (The)	948	Independent	-	Ungraded	-	1	1	R.D. 4, Box 382	Seaford	19973	629-2280
Seaford Christian Academy	935	Other	Baptist	K-12	173	51	224	110 Holly Street	Seaford	19973	629-7161

(Table continued on following page)

Appendix B (Continued)

Nonpublic Schools in Delaware by District, 1990-1991

School	Code	Type	Religious Affiliation	Grade Levels	Enrollment			Address	City	Zip	Phone
					"K-8"	"9-12"	Total				
<i>Smyrna</i>											
Green Hill Amish	906	Other	Amish	"1-8"	33	-	33		Dover	19901	
Morning Star Christian Academy	915	Other	.	K-12	21	1	22	535 Carter Road	Smyrna	19977	653-0356
<i>Woodbridge</i>											
Cedars Academy (The)	939	Independent	.	K-12	2	6	8	Box 103	Bridgeville	19933	337-3200
Cornerstone Christian School	955	Other	Mennonite	K-12	3	-	3	Rt. 1, Box 100-A	Greenwood	19950	349-5377
Fair Hope Academy	953	Other	Mennonite	K-12	2	-	2	Rt. 2, Box 20	Greenwood	19950	349-4481
Greenwood Mennonite	936	Other	Mennonite	K-12	149	53	202	Rt. #1, Box 62-C	Greenwood	19950	349-4131

Appendix C

Nonpublic Schools in Delaware, 1990-1991

School	Code	District	Type	Religious Affiliation	Grade Levels	Enrollment			Address	City	Zip	Phone
						"K-8"	"9-12"	Total				
Acom Christian School	954	Lake Forest	Other	Christian	"K-8"	12	1	13	P.O. Box 506	Greenwood	19950	398-0156
Agape School (The)	886	Christina	Independent	.	K-8	2	.	2	87 Canzonet Drive	Newark	19702	836-2055
Albert Einstein Academy	833	Brandywine	Other	Jewish	"K-6"	71	.	71	101 Garden of Eden Road	Wilmington	19803	478-5026
Aletheia School	870	Christina	Other	Church of Christ	K-8	199	.	199	91 Salem Church Road	Newark	19713	737-7048
Apple Grove Amish	903	Caesar Rodney	Other	Amish	"1-8"	32	.	32	Rt. #2, Box 414	Dover	19901	
Archmere Academy	827	Brandywine	Private	Catholic	"9-12"	.	437	437	3600 Philadelphia Pike	Claymont	19703	798-6632
Au Clair School	892	Appoquinimink	Independent	.	Ungraded	14	23	37	4185 Kirkwood	Bear	19701	378-9840
Building Blocks Early Childhood	845	Colonial	Independent	.	K	6	.	6	One Read's Way	New Castle	19720	323-8220
Burkholder School	842	Red Clay	Independent	.	PK-K	33	.	33	3 Paoletti Drive	Wilmington	19808	998-7152
Burwood Christian	944	Caesar Rodney	Other	Nondenominational	Ungraded	3	.	3	P.O. Box 1262	Dover	19903	697-3660
Calvary Christian	931	Caesar Rodney	Other	Baptist	K-4	106	.	106	1141 East Lebanon Road	Dover	19901	697-7776
Capitol Baptist School	900	Caesar Rodney	Other	Baptist	K-12	90	44	134	401 Kesselring Avenue	Dover	19901	678-9190
Caravel Academy	896	Christina	Independent	.	PK-12	608	229	837	2801 Del Laws Road	Bear	19701	834-8938
Cedar Grove Amish	905	Capital	Other	Amish	"1-8"	21	.	21	Rt. #2, Box 318	Dover	19901	653-6149
Cedars Academy (The)	939	Woodbridge	Independent	.	K-12	2	6	8	Box 103	Bridgeville	19933	337-3200
Central Christian School	904	Capital	Other	Methodist	K-12	67	10	77	Rt. #2, Box 300 1A	Dover	19901	492-8772
Central Delaware Christian	952	Caesar Rodney	Other	Christian	K-5	39	.	39	PO Box 1787	Dover	19903	697-8407
Centreville School	851	Red Clay	Independent	.	Ungraded	44	.	44	6201 Kennett Pike	Centreville	19807	571-0230
Child Craft Company (The)	942	Seaford	Independent	.	PK-K	7	.	7	1307 Seaford-Laurel Highway	Seaford	19973	628-1231
Children's House, Inc. (The)	839	Red Clay	Independent	.	PK-12	16	.	16	175 Sawin Lane	Hockessin	19707	429-9244
Christ Our King School	854	Red Clay	Diocesan	Catholic	K-8	147	.	147	28th & Madison Streets	Wilmington	19802	762-4031
Christian Family Academy	926	Seaford	Other	Nondenominational	K-12	16	6	22	R.D. #2, Box 362 BB	Seaford	19973	856-7930
Christian Tabernacle Academy	916	Milford	Other	Christian Tabernacle	K-12	66	25	91	Road 207, PO Box 148	Lincoln	19960	422-6471
Claremont School	828	Brandywine	Independent	.	Ungraded	9	.	9	1501 Marsh Road	Wilmington	19803	478-4531
Claymont Nursery/Day Care	838	Brandywine	Independent	.	K	18	.	18	3519 Philadelphia Pike	Claymont	19703	792-1004
College School (The)	878	Christina	Independent	.	Ungraded	31	.	31	University of Delaware	Newark	19716	451-1097
Community Learning Institute, Inc.	940	Capital	Independent	.	K-12	7	2	9	R.D. #1, Box 307-P	Hartly	19953	492-8224
Concord Christian Academy	820	Brandywine	Other	Baptist	PK-12	106	27	133	2510 Marsh Road	Wilmington	19810	475-3247
Concord Preschool/Kindergarten	818	Brandywine	Independent	.	K	15	.	15	1800 Fairfax Boulevard	Wilmington	19803	654-9629
Cooper's Comer Amish	924	Caesar Rodney	Other	Old Order Amish	"1-8"	25	.	25	Rt. #1, Box 84	Wyoming	19934	
Cornerstone Christian School	955	Woodbridge	Other	Methodist	K-12	3	.	3	Rt. 1, Box 100 A	Greenwood	19950	349-5377
Corpus Christi School	843	Red Clay	Diocesan	Catholic	K-8	507	.	507	907 New Road, Elsmere	Wilmington	19805	995-2231

(Table continued on following page)

Appendix C (Continued)

Nonpublic Schools in Delaware, 1990-1991

School	Code	District	Type	Religious Affiliation	Grade Levels	Enrollment			Address	City	Zip	Phone
						"K-8"	"9-12"	Total				
David G. Fleagle Elem.	934	Seaford	Other	Seventh Day Adventist	"1-8"	13	.	13	Rt. #4, Box 703	Seaford	19973	629-7438
Delaware Preschool, Inc.	836	Brandywine	Independent	.	K	8	.	8	1314 Foulk Road	Wilmington	19803	478-3544
Delaware Valley Christian Academy	809	Christina	Other	Nondenominational	K-12	38	6	44	602 Birchwood Drive	Newark	19713	737-0855
Eagle Christian Academy	800	Appoquinimink	Other	Christian	"K-8"	1	.	1	648 Dutch Neck Road	Middletown	19709	834-7480
Early Childhood Laboratory School	917	Capital	Independent	.	PK-K	7	.	7	Delaware State College	Dover	19901	736-5194
Educational Enrichment	869	Brandywine	Independent	.	K	21	.	21	730 Halstead Road	Wilmington	19803	478-8697
Elementary Workshop (The)	879	Christina	Independent	.	PK-4	65	.	65	502 Pine Street	Wilmington	19801	656-1498
Elsmere Presbyterian Child Care	813	Red Clay	Other	Presbyterian	K	11	.	11	604 New Road, Elsmere	Wilmington	19805	998-2070
Epworth Christian	933	Laurel	Other	Nondenominational	K-12	170	70	240	Rt. #1, Box 65 1/2	Laurel	19956	875-4488
Fair Hope Academy	953	Woodbridge	Other	Mennonite	K-12	2	.	2	Rt. 2, Box 20	Greenwood	19950	349-4481
Fairwinds Baptist Church School	893	Colonial	Other	Baptist	PK-12	232	36	268	Box 128	Bear	19701	328-7404
Faith City Christian	848	Christina	Other	Interdenominational	K-12	144	16	160	179 Christiana-Stanton Road	Newark	19702	738-9050
Faith Elementary & High School	928	Capital	Other	Interdenominational	K-12	41	.	41	PO Box 1228	Dover	19903	736-1555
Faith Preschool & Daycare	835	Brandywine	Other	Presbyterian	K	10	.	10	720 Marsh Road	Wilmington	19803	475-6335
Family Learning Academy	947	Milford	Independent	.	K-12	55	10	65	306 S. Washington Street	Milford	19963	422-3958
Foulk Preschool	817	Brandywine	Independent	.	K	12	.	12	2 Tenby Drive	Wilmington	19803	478-3047
Grace Church Preschool	885	Red Clay	Other	Methodist	K	14	.	14	903 West Street	Wilmington	19801	655-8847
Green Hill Amish	906	Smyrna	Other	Amish	"1-8"	33	.	33		Dover	19901	
Greenwood Mennonite	936	Woodbridge	Other	Mennonite	K-12	149	53	202	Rt. #1, Box 62-C	Greenwood	19950	349-4131
Highland Mennonite	864	Red Clay	Other	Mennonite	"1-10"	33	7	40	180 School Bell Road	Bear	19701	328-9025
Hillhaven Center	811	Appoquinimink	Independent	.	Special	14	.	14	R.D. #3, Box 510	Middletown	19709	834-4811
Holy Angels	875	Christina	Diocesan	Catholic	K-8	590	.	590	82 Possum Park Road	Newark	19711	731-2210
Holy Cross Elementary	914	Capital	Diocesan	Catholic	PK-8	383	.	383	631 S. State Street	Dover	19901	674-5784
Holy Rosary	826	Brandywine	Diocesan	Catholic	K-8	440	.	440	3210 Philadelphia Pike	Claymont	19703	798-5584
Holy Spirit	890	Colonial	Diocesan	Catholic	PK-8	200	.	200	Church Drive, Garfield Park	New Castle	19720	658-5345
Honey Suckle Knoll	922	Capital	Other	Amish	"1-8"	23	.	23	Rt. #2, Box 151	Dover	19901	
Horizon House/Delaware	877	Colonial	Independent	.	Ungr	.	23	23	P.O. Box 685	Bear	19701	323-1616
Immaculate Heart of Mary School	823	Brandywine	Diocesan	Catholic	K-8	518	.	518	1000 Shipley Road, Liftwood	Wilmington	19803	764-0977
Independence School	871	Red Clay	Independent	.	PK-8	498	.	498	1300 Paper Mill Road	Newark	19711	239-0330
Joshua's Choice School	956	Cape Henlopen	Other	Mennonite	K-12	3	.	3	R.D. 1, Box 418	Ellendale	19941	684-4314
Kent Christian Academy	908	Capital	Other	United Pentecostal	K-12	59	22	81	1761 N. DuPont Highway	Dover	19901	678-3811
Kinder Care Learning, Naamans	815	Brandywine	Independent	.	K	6	.	6	2018 Naamans Road	Wilmington	19810	475-2212

(Table continued on following page)

Appendix C (Continued)

Nonpublic Schools in Delaware, 1990-1991

School	Code	District	Type	Religious Affiliation	Grade Levels	Enrollment			Address	City	Zip	Phone
						"K-8"	"9-12"	Total				
Kinder Care Learning, Woodcrest	919	Capital	Independent		K	6		6	726 Woodcrest Drive	Dover	19901	674-3741
King's Kids Academy	910	Indian River	Other	Christian	K-12	44	3	47	R.D. #5, Box 130	Georgetown	19947	856-4138
Lewes Christian Academy	930	Cape Henlopen	Other	Independent Baptist	K-12	20	5	25	PO Box 25	Lewes	19958	645-6330
Lighthouse Christian	950	Milford	Other	Pentecostal	K-12	24	1	25	R.D. #4, Box 494	Milford	19963	422-7753
Little School	909	Capital	Independent		PK-K	32		32	308 N. Queen Street	Dover	19901	697-2283
Love-N-Learn	943	Capital	Independent		K	14		14	402 Cowgill Street	Dover	19901	734-7906
Meme Moppets School	884	Red Clay	Independent		K	8		8	2600 Washington Avenue	Wilmington	19805	998-8531
Milford First Baptist	918	Milford	Other	Independent Baptist	K-12	32	17	49	PO Box 238	Milford	19963	422-4263
Morning Star Christian Academy	915	Smyrna	Other		K-12	21	1	22	535 Carter Road	Smyrna	19977	653-0356
Narroway Academy	951	Indian River	Other	Narroway Ministries	K-12	3	1	4	Rt. #1, Box 60	Frankford	19945	732-3932
New Castle Baptist	894	Colonial	Other	Baptist	K-12	483	116	599	901 East Basin Road	New Castle	19720	328-7026
New School (The)	948	Seaford	Independent		Ungraded		1	1	R.D. 4, Box 382	Seaford	19973	629-2280
Newark Center Creative	872	Christina	Independent		Ungraded	64		64	401 Phillips Avenue	Newark	19711	368-7772
Newark Day Nursery Assoc., Inc.	888	Christina	Independent		K	21		21	921 Barksdale Road	Newark	19711	731-4925
Newark Montessori	806	Christina	Independent		K	7		7	1031 S. Chapel Street	Newark	19702	366-1481
Ocean View Christian Academy	957	Indian River	Other	Christian	K-12	1	1	2	P.O. Box 13, West Avenue	Ocean View	19970	539-7468
Old Capitol Trail Academy	830	Christina	Independent		K-12	116	3	119	PO Box 7193	Newark	19714-71	998-6194
Our Lady of Fatima	897	Colonial	Diocesan	Catholic	K-8	533		533	Hamson & DuPont Parkway	New Castle	19720	328-2803
Our Lady of Grace	876	Christina	Diocesan	Catholic	K	27		27	487 Chestnut Hill Road	Newark	19713	737-6650
Padua Academy	857	Red Clay	Diocesan	Catholic	"9-12"		577	577	905 N. Broom Street	Wilmington	19806	421-3739
Peninsula-McCabe School	801	Red Clay	Other	United Methodist	K	8		8	2200 Baynard Boulevard	Wilmington	19802	654-2346
Peoples Settlement	807	Christina	Independent		K	17		17	408 East 8th Street	Wilmington	19801	658-4133
Pike Creek Christian School	874	Christina	Other	Baptist	K-6	182		182	199 Polly Drummond Hill Rd	Newark	19711	731-7773
Pilot School	821	Brandywine	Independent		Ungraded	155		155	100 Garden of Eden Road	Wilmington	19803	478-1740
Red Lion Christian	899	Colonial	Other	Evangelical	PK-8	248		248	1400 Red Lion Road	Bear	19701	834-2526
ROMF Discovery Center	852	Red Clay	Independent		Ungraded	32		32	2105 Baynard Boulevard	Wilmington	19802	655-8905
Rose Valley School	911	Capital	Other	Amish	"1-8"	62		62	154 Rose Valley Road	Dover	19901	
Salēstanum School	860	Red Clay	Private	Catholic	"9-12"	1	1,021	1,022	1801 N. Broom Street	Wilmington	19802-38	654-2495
Sanford School	846	Red Clay	Independent		PK-12	338	166	504	PO Box 888	Hockessin	19707-08	239-5263
Seaford Christian Academy	935	Seaford	Other	Baptist	K-12	173	51	224	110 Holly Street	Seaford	19973	629-7161
Shady Lane	941	Capital	Other	Amish	"1-8"	26		26	Rt. 1, Box 303-D	Hartly	19953	
Sharon Temple Jr. Acdmy.	867	Red Clay	Other	Seventh Day Adventist	K-9	44		44	2001 Washington Street	Wilmington	19802	428-0216

(Table continued on following page)

Appendix C (Continued)
Nonpublic Schools in Delaware, 1990-1991

School	Code	District	Type	Religious Affiliation	Grade Levels	Enrollment			Address	City	Zip	Phone
						"K-8"	"9-12"	Total				
Southern Meadow	920	Caesar Rodney	Other	Amish	"1-8"	21	-	21	Rt. 3, Dover	Dover	19934	
St. Andrew's School	812	Appoquinimink	Other	Nondenominational	"9-12"	-	252	252	350 Noxontown Road	Middletown	19709	834-5350
St. Ann's School	855	Red Clay	Diocesan	Catholic	K-8	252	-	252	Shallcross & Union Street	Wilmington	19806	652-6567
St. Anthony of Padua	856	Red Clay	Diocesan	Catholic	K-8	506	-	506	9th & Scott Streets	Wilmington	19805	421-3743
St. Catherine of Siena	841	Red Clay	Diocesan	Catholic	K-8	278	-	278	2501 Centerville Road	Wilmington	19808	633-4901
St. David's Episcopal	837	Brandywine	Other	Episcopal	K	18	-	18	2320 Grubb Road	Wilmington	19810	475-3747
St. Edmund's Academy	832	Brandywine	Private	Catholic	"4-8"	241	-	241	2120 Veale Road	Wilmington	19810	475-5370
St. Elizabeth's Elementary	880	Christina	Diocesan	Catholic	K-8	584	-	584	Cedar & Rodney Streets	Wilmington	19805	655-8208
St. Elizabeth's High School	881	Christina	Diocesan	Catholic	"9-12"	-	446	446	Cedar & Rodney Streets	Wilmington	19805	656-3369
St. Hedwig Elementary	882	Christina	Diocesan	Catholic	K-8	255	-	255	Linden & Harrison Streets	Wilmington	19805	594-1402
St. Helena School	831	Brandywine	Diocesan	Catholic	PK-8	185	-	185	210 Bellefonte Avenue	Bellefonte	19809	762-5595
St. John The Beloved	849	Red Clay	Diocesan	Catholic	K-8	616	-	616	905 Milltown Road	Wilmington	19808	998-5525
St. Mark's High School	850	Red Clay	Diocesan	Catholic	"9-12"	0	1,331	1,331	Pike Creek Road	Wilmington	19808	738-3300
St. Mary Magdalen	824	Brandywine	Diocesan	Catholic	K-8	466	-	466	9 Sharpley Road	Wilmington	19803	656-2745
St. Matthew's School	844	Red Clay	Diocesan	Catholic	PK-8	474	-	474	1 Fallon Avenue, Woodcrest	Wilmington	19804	633-5860
St. Michael's Day Nursery, Inc.	889	Christina	Other	Episcopal	K	20	-	20	305 E. 7th Street	Wilmington	19801	652-9509
St. Paul School	858	Red Clay	Diocesan	Catholic	PK-8	220	-	220	3rd & Van Buren Streets	Wilmington	19805	656-1372
St. Peter School	898	Colonial	Diocesan	Catholic	K-8	284	-	284	6th & Harmony Streets	New Castle	19720	328-1191
St. Peter's Cathedral	883	Christina	Diocesan	Catholic	K-8	207	-	207	6th & Tatnall Streets	Wilmington	19801	656-5234
St. Thomas The Apostle	859	Red Clay	Diocesan	Catholic	"1-8"	189	-	189	Pyle and Bayard Avenue	Wilmington	19805	654-0746
Tatnall School, Inc. (The)	840	Red Clay	Independent	-	PK-12	385	238	623	1501 Barley Mill Road	Wilmington	19807	998-2292
Tower Hill	834	Red Clay	Independent	-	PK-12	456	175	631	2813 West 17th Street	Wilmington	19806	575-0550
Ursuline Academy High	862	Red Clay	Private	Catholic	"9-12"	542	230	772	1106 Pennsylvania Avenue	Wilmington	19806	654-5999
Victory Christian Academy	921	Capital	Other	Full Gospel	K-12	29	9	38	R.D. #2, Box 327	Dover	19901	678-9016
Wesley Preschool	927	Capital	Other	United Methodist	PK-K	30	-	30	209 S. State Street	Dover	19901	678-8987
West Center Amish	912	Capital	Other	Amish	"1-8"	29	-	29	Rt. #1, Box 222	Hartly	19953	
Wiley School	913	Capital	Other	Old Order Amish	"1-8"	38	-	38	Rt. #2, Box 137	Dover	19901	
Wilmington Christian	853	Red Clay	Other	Interdenominational	K-12	460	194	654	PO Box 626	Hockessin	19707	219-3222
Wilmington Friends	822	Brandywine	Other	Quaker	PK-12	446	187	633	101 School Road	Wilmington	19803	575-1130
Wilmington Jr. Academy	847	Red Clay	Other	Seventh Day Adventist	K-8	36	-	36	3001 Mill Creek Road	Wilmington	19808	998-8583
Wilmington Montessori	816	Brandywine	Independent	-	PK-5	117	-	117	1400 Harvey Road	Wilmington	19810	475-0555
Zion Kindergarten	863	Red Clay	Other	Lutheran	K	33	-	33	2101 Lancaster Avenue	Wilmington	19805	655-7874