

DOCUMENT RESUME

ED 333 935

JC 910 327

TITLE Michigan Community and Junior Colleges: Enrollment Data Profile, 1988-89/1989-90.

INSTITUTION Michigan State Dept. of Education, Lansing. Community Coll. Services Unit.

PUB DATE Apr 91

NOTE 263p.

PUB TYPE Statistical Data (110) -- Reports - Descriptive (141)

EDRS PRICE MF01/PC11 Plus Postage.

DESCRIPTORS Academic Education; College Programs; *Community Colleges; Degrees (Academic); *Enrollment; Enrollment Trends; Ethnicity; Females; Males; Minority Groups; State Surveys; *Student Characteristics; Tables (Data); Two Year Colleges; *Two Year College Students; Vocational Education

IDENTIFIERS *Michigan

ABSTRACT

A summary of student enrollment data for Michigan's community and junior colleges is provided, covering the years 1988-89 and 1989-90. Introductory material describes the Community College Data Collection System which was initiated in 1988 to meet state and federal reporting needs and requirements. Each of the report's three main sections presents detailed graphs and charts, as well as a brief narrative overview of salient enrollment trends. The first section provides fall term data, including a 10-year history of the system as a whole, 1980-1990; a 10-year history by college, 1980-1990; enrollment by ethnicity and gender; non-credit enrollments by ethnicity and gender; first-time freshmen enrollment; and enrollment by gender, full-/part-time status, and age. In the second section, data on awards conferred are presented by level (i.e., certificate or degree); level and ethnicity; gender and program; and minority group and program. Finally, the third section offers year-end data, including total enrollment by gender, ethnicity, and college; total occupational enrollments by ethnicity; state board approved occupational enrollments by ethnicity and by gender and program; year end program enrollments by gender; and minority enrollments by program. (MPH)

 * Reproductions supplied by EDRS are the best that can be made *
 * from the original document. *

ED333935

JC910327

MICHIGAN DEPARTMENT OF EDUCATION

MICHIGAN COMMUNITY AND JUNIOR COLLEGES

ENROLLMENT DATA PROFILE 1988-89/1989-90

April 1991

"PERMISSION TO REPRODUCE THIS MATERIAL HAS BEEN GRANTED BY

T. Johnston

TO THE EDUCATIONAL RESOURCES INFORMATION CENTER (ERIC)."

U.S. DEPARTMENT OF EDUCATION
Office of Educational Research and Improvement
EDUCATIONAL RESOURCES INFORMATION CENTER (ERIC)

- This document has been reproduced as received from the person or organization originating it
- Minor changes have been made to improve reproduction quality

• Points of view or opinions stated in this document do not necessarily represent official OERI position or policy

MICHIGAN STATE BOARD OF EDUCATION

DOROTHY BEADMORE
President

GUMECINDO SALAS
Vice President

BARBARA DUMOCHELLE
Secretary

MARILYN F. LUNDY
Treasurer

CHERRY H. JACOBUS
NASBE Delegate

DICK DEVOS

BARBARA ROBERTS MASON

ANNETTA MILLER

Ex-Officio Members

JOHN M. ENGLER
Governor

GARY D. HAWKS
Acting Superintendent

HIGHER EDUCATION MANAGEMENT SERVICES

COMMUNITY COLLEGE SERVICES UNIT

6

7

FOREWORD

The Community College Data Collection System was initiated in 1988 to combine and modify reporting requirements for IPEDS, VEDS, and the Program Inventory. Each component of the system has been established on the Michigan Community College Computer Based Telecommunications System (CTS) and organized to improve data collection while meeting federal and state reporting needs and requirements. This modification has been to reflect occupational education as well as non-occupational activity at the program and college level.

The institutional data collection instruments are available in the form of spreadsheets via the Community College Telecommunication System (CTS). Each college must provide several types of information (completions, institutional, personnel, financial, physical plant, graduate follow-up), including student data. Enrollments are reported by ethnicity, level, status, age, and program. The data are collected by the Community College Services Unit, Higher Education Management Services, in October of each year. After editing, the data are entered into the Michigan Postsecondary Database System and forwarded to Washington D.C.

The Michigan Postsecondary Database System (MPEDS) is an aggregate of the data collected by the State of Michigan from all higher education institutions. The system allows for direct access to data and transfer of data to a wide spectrum of microcomputer applications/software. All community colleges within the State have access to the system and can independently retrieve information to fulfill their individual as well as specialized needs. The data collected are often utilized by the Office of Civil Rights, the State Board of Education, The Michigan Department of Education, the Legislature, as well as various other State and Federal Agencies in economic and financial planning, manpower forecasting, and policy formulation.

This document is a compilation of summary student data for 1988-89 and 1989-1990. It is divided into three (3) sections: (1) Fall Term Enrollments, (2) Awards Conferred, and (3) Year-End Enrollments. Fall Term Enrollment figures reflect those students enrolled in a Michigan Community or Junior College as of the Federal reporting date of October 15 as mandated by the IPEDS (Integrated Postsecondary Education Data System) collection process or 1/10th of Fall Term. Awards Conferred and Year-End Enrollments are for the periods July 1988 through June 1989 and July 1989 through June 1990. The Classification of Instructional Programs (CIPCODES), established by the U. S. Department of Education, has been utilized for program comparative purposes.

Questions concerning any of the data may be directed to Rhonda P. Shechter, Higher Education Consultant, Community College Services Unit, Higher Education Management Services, (517) 373-3362.

TABLE OF CONTENTS

FALL TERM ENROLLMENT DATA	
FALL TERM ENROLLMENTS (1980-1990)	5
MICHIGAN COMMUNITY AND JUNIOR COLLEGE ENROLLMENTS - FALL TERM HISTORY	7
FALL TERM ENROLLMENTS BY ETHNICITY AND GENDER	
FALL TERM 1989	9
FALL TERM 1990	11
NON-CREDIT ENROLLMENTS, FALL TERM 1990	13
TOTAL ENROLLMENT BY ETHNICITY AND GENDER - FALL TERM 1990	14
FIRST-TIME FRESHMEN ENROLLMENT	
FALL TERM 1989	15
FALL TERM 1990	16
ENROLLMENT BY GENDER AND FULL/PART-TIME STATUS	
FALL TERM 1989	18
FALL TERM 1990	19
ENROLLMENT BY AGE	
FALL TERM 1989	20
FALL TERM 1990	21
ENROLLMENT BY FULL/PART-TIME STATUS AND AGE	
FALL TERM 1989	22-23
FALL TERM 1990	24-25
ENROLLMENT BY GENDER AND AGE	
FALL TERM 1989	26-27
FALL TERM 1990	28-29
AWARDS CONFERRED: JULY 1988-JUNE 1989; JULY 1989-JUNE 1990 (Overview)	33
AWARDS CONFERRED BY ETHNICITY, LEVEL, and COMMUNITY COLLEGE	
JULY 1988 Through JUNE 1989	34-37
JULY 1989 Through JUNE 1990	38-41
AWARDS CONFERRED BY GENDER AND PROGRAM	
JULY 1988 Through JUNE 1989	42-50
JULY 1989 Through JUNE 1990	51-59
AWARDS CONFERRED BY MINORITY GROUP AND PROGRAM	
JULY 1988 Through JUNE 1989	60-64
JULY 1989 Through JUNE 1990	65-69
YEAR-END ENROLLMENTS	
YEAR-END ENROLLMENTS: JULY 1988-JUNE 1989; JUNE 1989-JULY 1990 (Overview)	73
TOTAL YEAR-END ENROLLMENTS BY ETHNICITY and COMMUNITY COLLEGE	
1988-89	75
1989-90	77
YEAR-END PROGRAM ENROLLMENTS BY ETHNICITY and COMMUNITY COLLEGE	
1988-89	79
1989-90	80
TOTAL OCCUPATIONAL ENROLLMENTS BY ETHNICITY and COMMUNITY COLLEGE	
1988-89	82
1989-90	84

(Continued)

TABLE OF CONTENTS

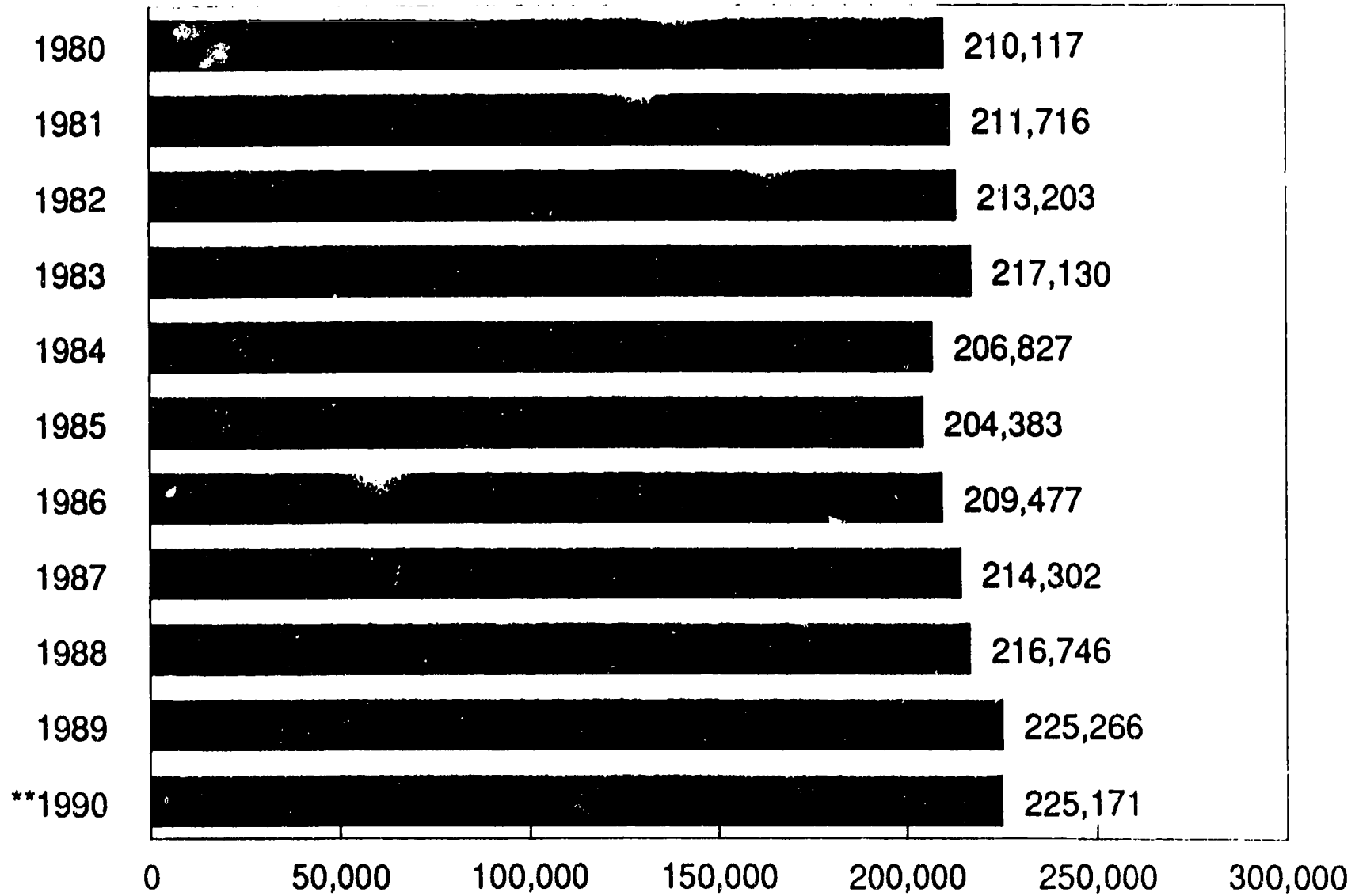
STATE BOARD-APPROVED OCCUPATIONAL ENROLLMENTS BY ETHNICITY and COMMUNITY COLLEGE	
1988-8985
1989-9086
ENROLLMENTS IN STATE-BOARD APPROVED OCCUPATIONAL PROGRAMS BY GENDER	
1988-8987-92
1989-9093-98
YEAR-END PROGRAM ENROLLMENTS BY GENDER	
1988-89	99-108
1989-90109-119
MINORITY ENROLLMENTS BY PROGRAM	
1988-89	120-128
1989-90129-137

GRAPHICS

FALL TERM ENROLLMENT HISTORY (1980-1991)		4
ENROLLMENTS BY ETHNICITY		
FALL TERM 1989		8
FALL TERM 1990		10
FALL TERM ENROLLMENTS BY GENDER (1989 and 1990)		12
ENROLLMENT BY GENDER AND STATUS		
FALL TERM 1989 and FALL TERM 1990		17
AWARDS CONFERRED BY LEVEL		
JULY 1988-JUNE 1989 and JULY 1989-JUNE 1990		32
TOTAL YEAR-END ENROLLMENTS BY GENDER		
JULY 1988-JUNE 1989 and JULY 1989-JUNE 1990		74
TOTAL YEAR-END ENROLLMENTS BY ETHNICITY		
JULY 1988-JUNE 1989		76
JULY 1989-JUNE 1990		78
TOTAL OCCUPATIONAL ENROLLMENTS BY ETHNICITY		
JULY 1988-JUNE 1989		81
JULY 1989-JUNE 1990		83

FALL TERM ENROLLMENT DATA

FALL TERM ENROLLMENTS*



* INCLUDES ONLY CREDIT STUDENTS.

**HIGHLAND PARK DID NOT REPORT.

FALL TERM ENROLLMENTS

TEN YEAR HISTORY

COMMUNITY COLLEGE	1980	1981	1982	1983	1984	1985	1986	1987	1988	1989	1990
ALPENA	2097	1946	1842	2006	1878	1816	1986	2290	2281	2237	2309
BAY DE NOC	1537	1621	1626	1616	1801	1893	1853	2084	2171	2257	2166
DELTA	9996	10013	10279	10607	10243	10356	10340	10438	9651	10928	11118
GLEN OAKS	1224	1173	1244	1280	1213	1167	1294	1390	1370	1463	1428
GOGEBIC	1130	1591	1600	1600	1600	1329	1502	1466	1211	1148	1340
GRAND RAPIDS	8871	8905	9207	9254	8913	9791	10646	10854	10634	11387	12054
HENRY FORD	16231	15946	16403	16555	16084	15577	14595	15261	15791	16126	16150
HIGHLAND PARK	2654	2706	2625	2623	2416	2075	2004	2217	2343	2351	N/A
JACKSON	7087	7846	5259	6146	6074	6029	6697	5788	5781	6450	6493
KALAMAZOO VALLEY	7069	7335	7895	8141	8281	8426	8103	9051	9164	10167	10495
KELLOGG	5855	5369	5193	4660	4553	4283	5139	5276	6211	6282	5816
KIRTLAND	1699	1306	1335	1306	1333	1426	1495	1023	1146	1241	1271
LAKE MICHIGAN	3602	3013	2977	3025	3199	3387	3504	3205	3020	3338	3422
LANSING	18884	19143	19779	20808	19157	19548	20225	21090	21474	21716	22349
MACOMB	30094	29141	30410	31152	30892	29491	31318	32141	31466	31670	31542
MID MICHIGAN	2007	1582	1572	1693	1762	1847	1827	1912	1910	2178	1925
MONROE	2151	2470	2702	2937	2880	2902	2990	3121	3083	3261	3313
MONTCALM	1544	1223	1237	1361	1398	1727	2176	2093	1918	2711	2040
MOTT	10698	10787	10865	11432	11158	10205	10364	10515	10517	10469	9965
MUSKEGON	5171	5100	5009	4908	4262	5145	5322	4930	4944	5210	5121
NORTH CENTRAL	1881	1957	1681	1832	1692	1545	1490	1630	1629	1832	1932
NORTHWESTERN	3389	3432	3448	3354	3222	3018	3153	3812	4307	4698	4391
OAKLAND	23554	24000	25359	26939	26605	26553	26675	26251	26855	27504	28068
SCHOOLCRAFT	8077	8527	8509	9012	8512	8374	8600	8537	8499	9011	9177
SOUTHWESTERN	2135	2328	2465	2517	2365	2481	2531	2468	2492	2411	2551
ST CLAIR COUNTY	3634	3655	3879	3871	3885	3498	3609	3907	4065	4333	4467
WASHTENAW	8454	8343	8247	8351	7858	8090	8399	9121	9527	10117	10977
WAYNE COUNTY	18386	20325	19475	17003	12508	11337	10528	11294	12100	11544	11986
WEST SHORE	1011	933	1081	1141	1083	1067	1112	1137	1186	1226	1305
STATE TOTAL	210117	211716	213203	217130	206827	204383	209477	214302	216746	225266	225171

***INCLUDES ONLY THOSE STUDENTS WHO WERE ENROLLED IN AT LEAST ONE COURSE CREDITABLE TOWARDS A DEGREE/AWARD.
REPORTING DATA: FEDERALLY MANDATED OCTOBER 15, 1990 OR 1/10 OF FALL TERM.**

5/6

MICHIGAN COMMUNITY AND JUNIOR COLLEGE ENROLLMENTS FALL TERM HISTORY

Michigan Community and Junior College credit enrollments gradually increased from 1980 (210,117) through 1983 (217,130). In 1984, however, they began to decline (206,827), resulting in a 4.75% decrease. This trend continued through 1985 when enrollments hit their lowest point (204,383) in the 11 year history. Although enrollments have increased gradually since 1986, this measure has not been significant.*

Fall Term 1990 was the first time that data was collected regarding students enrolled only in non-credit courses in order to get a more complete picture of total community and junior college enrollments. Since the reporting date was the Federally mandated October 15, 1990 or 1/10 of Fall Term, some colleges reported '0' [none] in this area since many students who enroll solely in non-credit courses register later in the term. Nonetheless, 15 colleges did report some type of non-credit enrollments, resulting in the addition of 14,149 students to the State of Michigan Fall Term community and junior college count (239,320).

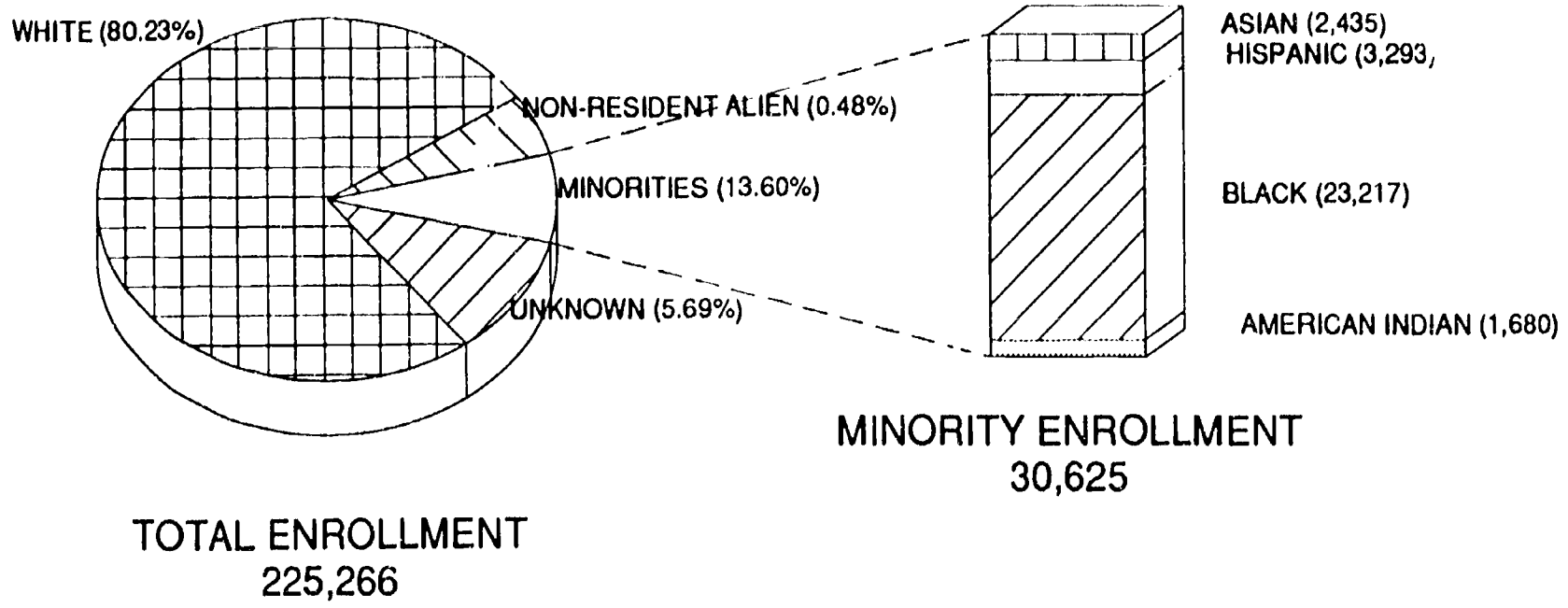
Minority enrollments remained relatively constant from 1989 (30,625) to 1990 (29,448) [without the inclusion of Highland Park data]. The number of Asian enrollments increased by 135, Hispanics by 140, and Whites by 1,995. Race Unknown (not shown in the table but inferred by subtracting the counts of all races from total students) dropped by 897. As a percentage of the whole, however, all groups remained stable.

First-time freshmen dropped from 1989 (43,867) to 1990 (37,545), while the number of all other students increased, implying that more students are returning to community and junior colleges. The number of full-time students also has increased from 59,921 in 1989 to 60,001 in 1990, while the number of part-time has slightly dropped (165,345 to 165,170). The number of men decreased while the number of women enrolled increased from 1989 (98,957 men; 126,309 women) to 1990 (96,325 men; 128,346 women) with women still comprising the majority of the population (57%).

The largest group of students attending community and junior colleges are those from 18-20 years of age. In general, students in this age group are enrolled full time, while part-time students tend to tend to fall within the 21-25 age bracket.

**Even though Highland Park Community College did not report data, if it is assumed that enrollments remained constant, then Fall Term 1990 also demonstrated an increase.*

ENROLLMENTS BY ETHNICITY* FALL TERM 1989



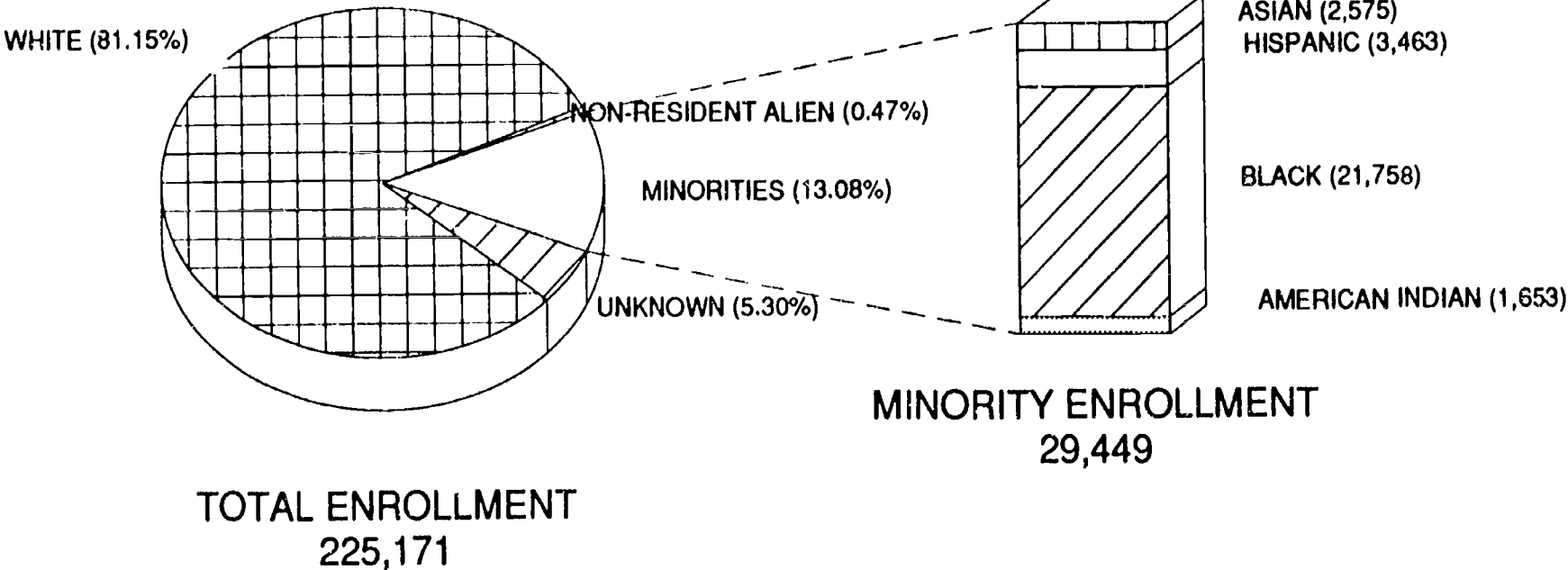
*INCLUDES ONLY STUDENTS ENROLLED IN AT LEAST ONE CREDITABLE COURSE.

**ENROLLMENT BY ETHNICITY
FALL TERM 1989**

COMMUNITY	NON-RESIDENT ALIEN		BLACK		AMERICAN INDIAN		ASIAN		HISPANIC		WHITE		TOTAL		TOTAL STUDENTS	PERCENT MINORITY
	Men	Women	Men	Women	Men	Women	Men	Women	Men	Women	Men	Women	Men	Women		
	Men	Women	Men	Women	Men	Women	Men	Women	Men	Women	Men	Women	Men	Women		
ALPENA	2	0	35	22	3	4	6	3	11	7	916	1228	973	1264	2237	4.07
BAY DE NOC	0	0	3	0	17	41	0	4	3	3	708	1478	731	1526	2257	3.15
DELTA	2	8	156	473	13	25	16	20	138	195	3778	5840	4242	6686	10928	9.48
GLEN OAKS	2	0	38	16	5	2	12	4	4	4	608	767	669	794	1463	5.81
GOGEBIC	1	1	13	0	4	3	5	2	0	0	336	566	407	741	1148	2.87
GRAND RAPIDS J.C.	20	15	354	380	60	49	83	52	98	93	5463	4718	6079	5308	11387	10.27
HENRY FORD	23	8	892	1168	29	50	169	100	146	175	5962	5714	8197	7929	16126	16.92
HIGHLAND PARK	42	7	688	1040	2	3	11	8	6	6	468	70	1217	1134	2351	75.03
JACKSON	8	2	529	150	33	16	37	16	97	34	2514	2662	3480	2970	6450	14.14
KALAMAZOO VALLEY	106	63	308	373	34	56	38	42	52	66	4102	4617	4789	5378	10167	9.53
KELLOGG	39	8	122	323	12	19	16	34	30	47	1906	3726	2125	4157	6282	9.60
KIRTLAND	0	0	53	0	5	2	1	0	4	6	394	776	457	784	1241	5.72
LAKE MICHIGAN	2	6	126	274	10	12	15	27	15	21	1248	1582	1416	1922	3338	14.98
LANSING	101	97	524	766	71	86	197	137	258	273	8295	10342	9686	12030	21716	10.65
MACOMB	43	26	238	227	79	78	197	121	93	108	12577	14178	15034	16636	31670	3.60
MID MICHIGAN	10	1	4	9	6	16	3	2	11	11	910	1182	949	1229	2178	2.85
MONROE	1	1	11	18	10	1	6	9	23	25	1168	1976	1222	2039	3261	3.13
MONTCALM	0	0	422	3	12	4	5	2	24	11	1138	1038	1651	1060	2711	17.82
MOTT	3	9	428	1060	52	79	27	39	77	117	3380	5190	3973	6496	10469	17.95
MUSKEGON	0	3	215	254	52	68	12	8	55	45	1784	2291	2331	2879	5210	13.61
NORTH CENTRAL	1	4	4	8	21	35	3	4	5	5	547	1188	584	1248	1832	4.64
NORTHWESTERN	6	1	5	6	37	47	7	9	13	11	1916	2640	1984	2714	4698	2.87
OAKLAND	44	34	723	1474	50	77	187	196	160	206	8308	11422	11490	16914	27504	11.17
SCHOOLCRAFT	26	25	165	119	12	14	42	42	36	36	3785	4709	4066	4945	9011	5.17
SOUTHWESTERN	62	15	76	90	6	13	8	9	6	11	869	1246	1027	1384	2411	9.08
ST CLAIR COUNTY	18	24	21	43	10	9	4	6	22	23	1558	2588	1638	2695	4333	3.18
WASHTENAW	16	8	446	644	40	50	122	140	83	85	3619	4293	4611	5506	10117	15.91
WAYNE COUNTY	63	72	2112	5554	39	83	94	78	62	124	1093	2170	3463	8081	11544	70.56
WEST SHORE	0	0	3	9	4	4	0	0	7	7	452	740	466	760	1226	2.77
TOTAL	641	438	8714	14503	728	952	1323	1112	1538	1755	79802	100937	98957	126309	225266	13.60%
STATE TOTAL	1,079		23,217		1,680		2,435		3,293		180,739		225,266			

TOTAL STUDENTS - SUM(ALL ETHNIC GROUPS) * UNKNOWN

ENROLLMENTS BY ETHNICITY* FALL TERM 1990



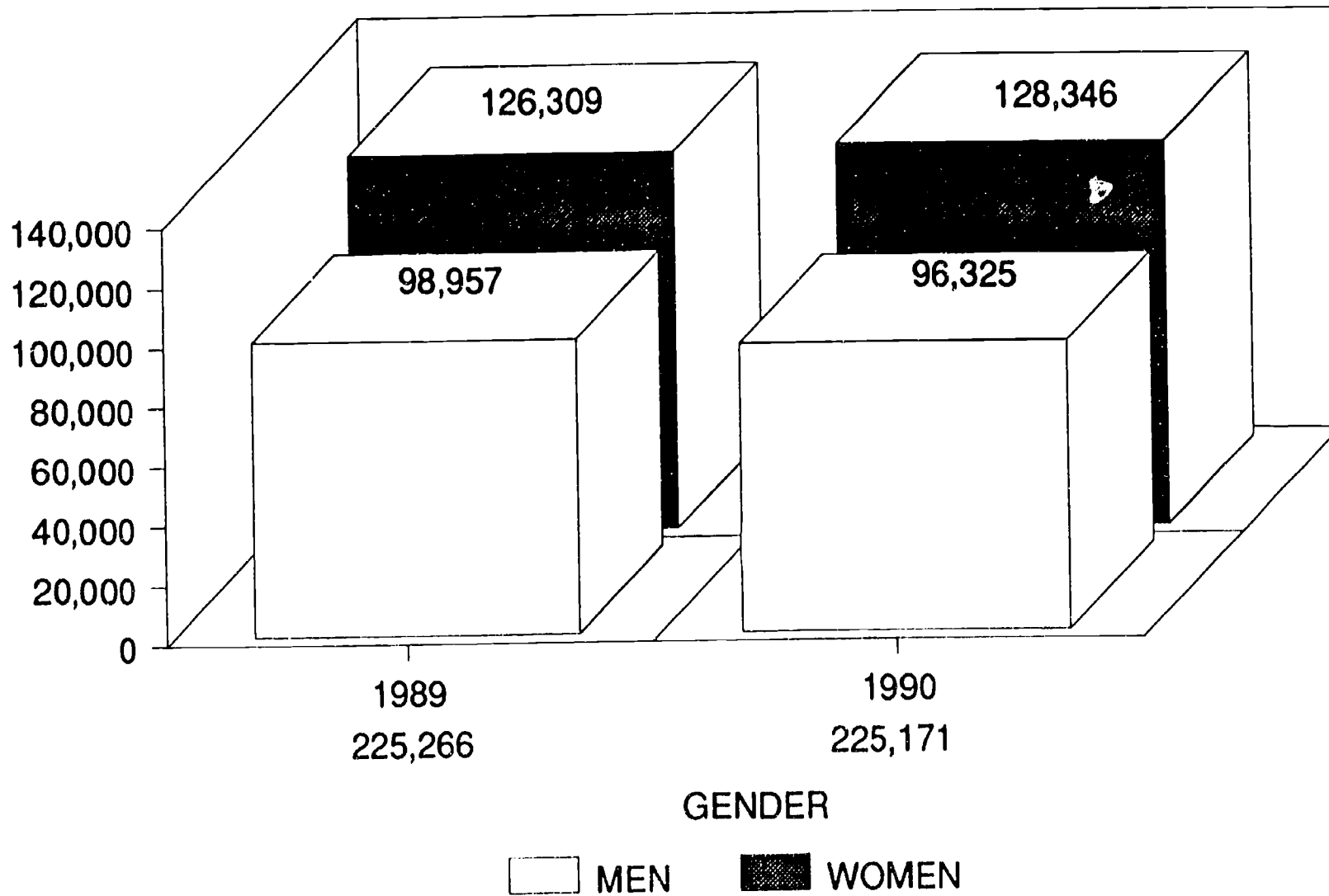
*INCLUDES ONLY STUDENTS ENROLLED IN AT LEAST ONE CREDITABLE COURSE. HIGHLAND PARK DID NOT REPORT.

**ENROLLMENT BY ETHNICITY
FALL TERM 1990**

COMMUNITY COLLEGE	NON-RESIDENT ALIEN		BLACK		AMERICAN INDIAN		ASIAN		HISPANIC		WHITE		TOTAL		TOTAL STUDENTS	PERCENT MINORITY
	MEN	WOMEN	MEN	WOMEN	MEN	WOMEN	MEN	WOMEN	MEN	WOMEN	MEN	WOMEN	MEN	WOMEN		
ALPENA	0	0	24	19	1	5	6	4	8	8	951	1283	990	1319	2309	3.25
BAY DE NOC	0	0	0	0	17	28	0	2	2	4	708	1405	727	1439	2166	2.45
DELTA	6	4	233	517	21	39	21	32	136	238	3739	5899	4254	6864	11118	11.13
GLEN OAKS	1	1	7	9	6	5	7	3	3	4	586	796	610	818	1428	3.08
GOGEBIC	1	0	35	0	5	8	5	2	2	1	392	593	504	836	1340	4.33
GRAND RAPIDS J.C.	26	14	319	392	57	51	102	64	129	113	5610	5177	6243	5811	12054	10.18
HENRY FORD	22	10	925	1255	31	46	150	101	164	170	6102	5650	8262	7888	16150	17.60
JACKSON	1	4	467	185	26	19	18	22	82	58	2462	2862	3272	3221	6493	13.51
KALAMAZOO VALLEY	99	75	297	395	20	45	44	48	66	69	3981	5103	4614	5881	10495	9.38
KELLOGG	28	7	117	259	12	20	15	25	26	33	1912	3308	2134	3682	5816	8.72
KIRTLAND	0	0	40	0	7	9	1	2	6	7	406	793	460	811	1271	5.66
LAKE MICHIGAN	2	9	115	293	12	21	12	26	23	26	1238	1645	1402	2020	3422	15.43
LANSING	114	124	574	814	83	89	218	177	235	290	8317	10857	9724	12625	22349	11.10
MACOMB	44	22	252	220	65	62	187	156	89	107	12576	14185	14948	16594	31542	3.61
MID MICHIGAN	3	2	4	5	9	15	2	3	5	12	643	1186	685	1240	1925	2.86
MONROE	0	2	12	18	8	4	5	7	16	21	1229	1991	1270	2043	3313	2.75
MONTCALM	0	0	68	2	3	4	4	2	12	17	713	1194	818	1222	2040	5.49
MOTT	4	8	439	979	42	76	24	38	71	98	3190	4979	3774	6191	9965	17.73
MUSKEGON	4	4	105	233	28	63	8	10	42	58	1793	2408	2154	2967	5121	10.68
NORTH CENTRAL	0	0	0	0	12	45	2	2	5	3	603	1237	630	1302	1932	3.57
NORTHWESTERN	6	1	4	1	32	44	10	13	13	8	1775	2484	1840	2551	4391	2.85
OAKLAND	67	35	814	1593	46	97	205	207	164	208	8664	11750	11819	16249	28068	11.88
SCHOOLCRAFT	28	28	83	133	18	16	40	36	41	40	3715	4944	3953	5224	9177	4.44
SOUTHWESTERN	63	35	68	85	8	12	5	10	13	20	900	1332	1057	1494	2551	8.66
ST CLAIR COUNTY	22	23	38	49	9	18	2	4	24	25	1618	2599	1730	2737	4467	3.78
WASHTENAW	14	10	484	714	50	48	128	193	91	93	3865	4815	4875	6102	10977	16.41
WAYNE COUNTY	38	52	2200	5852	34	88	86	73	80	166	1130	2187	3568	8418	11986	71.58
WEST SHORE	0	0	3	9	9	4	1	5	7	11	488	766	508	797	1305	3.75
TOTAL	593	470	7727	14031	671	981	1308	1267	1555	1908	79306	103428	96825	128346	225171	13.08%
STATE TOTAL	1,063	21,758	1,652	2,575	3,463	182,734	225,171									

DATA WAS NOT SUBMITTED BY HIGHLAND PARK COMMUNITY COLLEGE.
TOTAL STUDENTS - SUM(ALL ETHNIC GROUPS) = UNKNOWN

FALL TERM ENROLLMENTS BY GENDER 1989 and 1990*



*HIGHLAND PARK DID NOT REPORT FALL 1990.

NON-CREDIT ENROLLMENTS*
FALL TERM 1990

COMMUNITY COLLEGE	NON-RESIDENT ALIEN		BLACK		AMERICAN INDIAN		ASIAN		HISPANIC		WHITE		TOTAL		TOTAL STUDENTS
	MEN	WOMEN	MEN	WOMEN	MEN	WOMEN	MEN	WOMEN	MEN	WOMEN	MEN	WOMEN	MEN	WOMEN	
ALPENA	0	0	0	0	0	0	0	0	0	0	0	0	0	0	0
BAY DE NOC	0	0	0	0	1	2	0	1	0	1	85	211	215	86	301
GLEN OAKS	0	0	0	0	0	0	0	0	0	0	0	0	0	0	0
DELTA	0	0	0	0	0	0	0	0	0	0	0	0	0	0	0
GOGEBIC	0	0	0	0	0	0	0	1	0	0	1	2	25	38	63
GRAND RAPIDS JR.	0	0	0	0	0	0	0	0	0	0	0	0	0	0	0
HENRY FORD	0	0	0	0	0	0	0	0	0	0	0	0	0	0	0
JACKSON	0	0	4	7	2	1	0	1	2	4	209	371	392	224	616
KALAMAZOO VALLEY	0	1	14	18	0	2	1	3	4	4	310	289	324	335	659
KELLOGG	0	0	2	1	0	0	0	0	1	0	15	62	66	19	85
KIRTLAND	0	0	0	0	0	0	0	0	0	0	375	200	200	375	575
LAKE MICHIGAN	0	0	0	0	0	0	0	0	0	0	0	0	0	0	0
LANSING	0	0	0	0	0	0	0	0	0	0	0	0	0	0	0
MACOMB	0	0	3	4	0	2	4	1	2	1	153	394	1004	652	1656
MID MICHIGAN	0	0	0	0	0	0	1	0	0	0	14	20	20	15	35
MONROE	0	0	4	7	0	0	0	0	1	1	500	1000	1008	505	1513
MONTCALM	0	0	0	0	0	0	0	0	5	1	142	277	361	210	671
MOTT	0	0	12	40	3	1	0	0	2	5	219	367	1142	495	1637
MUSKEGON	0	0	0	4	0	1	0	0	1	0	61	127	397	273	670
NORTH CENTRAL	0	0	0	0	0	0	0	0	0	0	0	0	0	0	0
NORTHWESTERN	0	0	0	0	0	0	0	0	0	0	0	0	0	0	0
OAKLAND	0	0	0	0	0	0	0	0	0	0	0	0	0	0	0
SCHOOLCRAFT	4	5	21	48	5	1	18	16	5	5	1452	2440	2550	1533	4083
SOUTHWESTERN	0	0	0	0	0	0	0	0	0	0	0	0	0	0	0
ST CLAIR	8	13	1	5	1	4	1	2	1	2	277	616	1027	567	1594
WASHTENAW	0	0	0	0	0	0	0	0	0	0	0	0	0	0	0
WAYNE	0	0	0	0	0	0	0	0	0	0	0	0	0	0	0
WEST SHORE	0	0	0	0	0	0	0	0	0	0	0	0	69	22	91
TOTAL	12	19	61	134	12	14	25	25	24	24	3813	6376	5349	8800	14149

*INCLUDES THOSE STUDENT ENROLLED ONLY IN NON-CREDIT COURSES.

TOTAL ENROLLMENT BY ETHNICITY*
FALL TERM 1990

COMMUNITY COLLEGE	NON-RESIDENT ALIEN		BLACK		AMERICAN INDIAN		ASIAN		HISPANIC		WHITE		TOTAL		TOTAL STUDENTS	PERCENT MINORITY
	MEN	WOMEN	MEN	WOMEN	MEN	WOMEN	MEN	WOMEN	MEN	WOMEN	MEN	WOMEN	MEN	WOMEN		
ALPENA	0	0	24	19	1	5	6	4	8	8	951	1283	990	1319	2309	3.25
BAY DE NOC	0	0	0	0	18	30	0	3	2	5	793	1616	942	1525	2467	2.35
DELTA	6	4	233	517	21	39	21	32	136	238	3739	5899	4254	6864	11118	11.13
GLEN OAKS	1	1	7	9	6	5	7	3	3	4	586	796	610	818	1428	3.08
GOGEBIC	1	0	35	0	5	8	5	3	2	1	393	595	529	874	1403	4.21
GRAND RAPIDS J.C.	26	14	319	392	57	51	102	64	129	113	5610	5177	6243	5811	12054	10.18
HENRY FORD	22	10	925	1255	31	46	150	101	164	170	6102	5650	8262	7888	16150	17.60
JACKSON	1	4	471	192	28	20	18	23	84	62	2671	3233	3664	3445	7109	12.63
KALAMAZOO VALLEY	99	76	311	413	20	47	45	51	70	73	4291	5392	4938	6216	11154	9.23
KELLOGG	28	7	119	260	12	20	15	25	27	33	1927	3370	2200	3701	5901	8.66
KIRTLAND	0	0	40	0	7	9	1	2	6	7	781	993	660	1186	1846	3.90
LAKE MICHIGAN	2	9	115	293	12	21	12	26	23	26	1238	1645	1402	2020	3422	15.43
LANSING	114	124	574	814	83	89	218	177	235	290	8317	10857	9724	12625	22349	11.10
MACOMB	44	22	255	224	65	64	191	157	91	108	12729	14579	15952	17246	33198	3.48
MID MICHIGAN	3	2	4	5	9	15	2	3	5	12	657	1206	705	1255	1960	2.81
MONROE	0	2	16	25	8	4	5	7	17	22	1729	2991	2278	2548	4626	2.15
MONTCALM	0	0	68	2	3	4	4	2	17	18	855	1471	1179	1430	2711	4.35
MOTT	4	8	451	1019	45	77	24	38	73	103	3409	5346	4916	6686	11602	15.77
MUSKEGON	4	4	105	237	28	64	8	10	43	58	1854	2535	2551	3240	5791	3.57
NORTH CENTRAL	0	0	0	0	12	45	2	2	5	3	603	1237	630	1302	1932	3.57
NORTHWESTERN	6	1	4	1	32	44	10	13	13	8	1775	2484	1840	2551	4391	2.85
OAKLAND	67	35	814	1593	46	97	205	207	164	208	8664	11750	11819	16249	28068	11.88
SCHOOLCRAFT	32	33	104	181	23	17	58	52	46	45	5167	7384	6503	6757	13260	3.97
SOUTHWESTERN	63	35	68	85	8	12	5	10	13	20	900	1332	1057	1494	2551	8.66
ST CLAIR COUNTY	30	36	39	54	10	22	3	6	25	27	1895	3215	2757	3304	6061	3.07
WASHTENAW	14	10	484	714	50	48	128	193	91	93	3865	4815	4875	6102	10977	16.41
WAYNE COUNTY	38	52	2200	5852	34	88	86	73	80	166	1130	2187	3568	8418	11986	71.58
WEST SHORE	0	0	3	9	9	4	1	5	7	11	488	766	577	819	1396	3.51
TOTAL	605	489	7788	14435	683	995	1333	1292	1579	1932	83119	109804	102174	137146	239320	12.55%
STATE TOTAL	1,094	22,223	1,678	2,625	3,511	192,923	239,320									

*INCLUDES CREDIT AND NON-CREDIT ENROLLMENT.

HIGHLAND PARK COMMUNITY COLLEGE DID NOT REPORT DATA. UNKNOWN = TOTAL STUDENTS - SUM(ALL ETHNIC GROUPS)

**FIRST-TIME FRESHMEN ENROLLMENT
FALL TERM 1989**

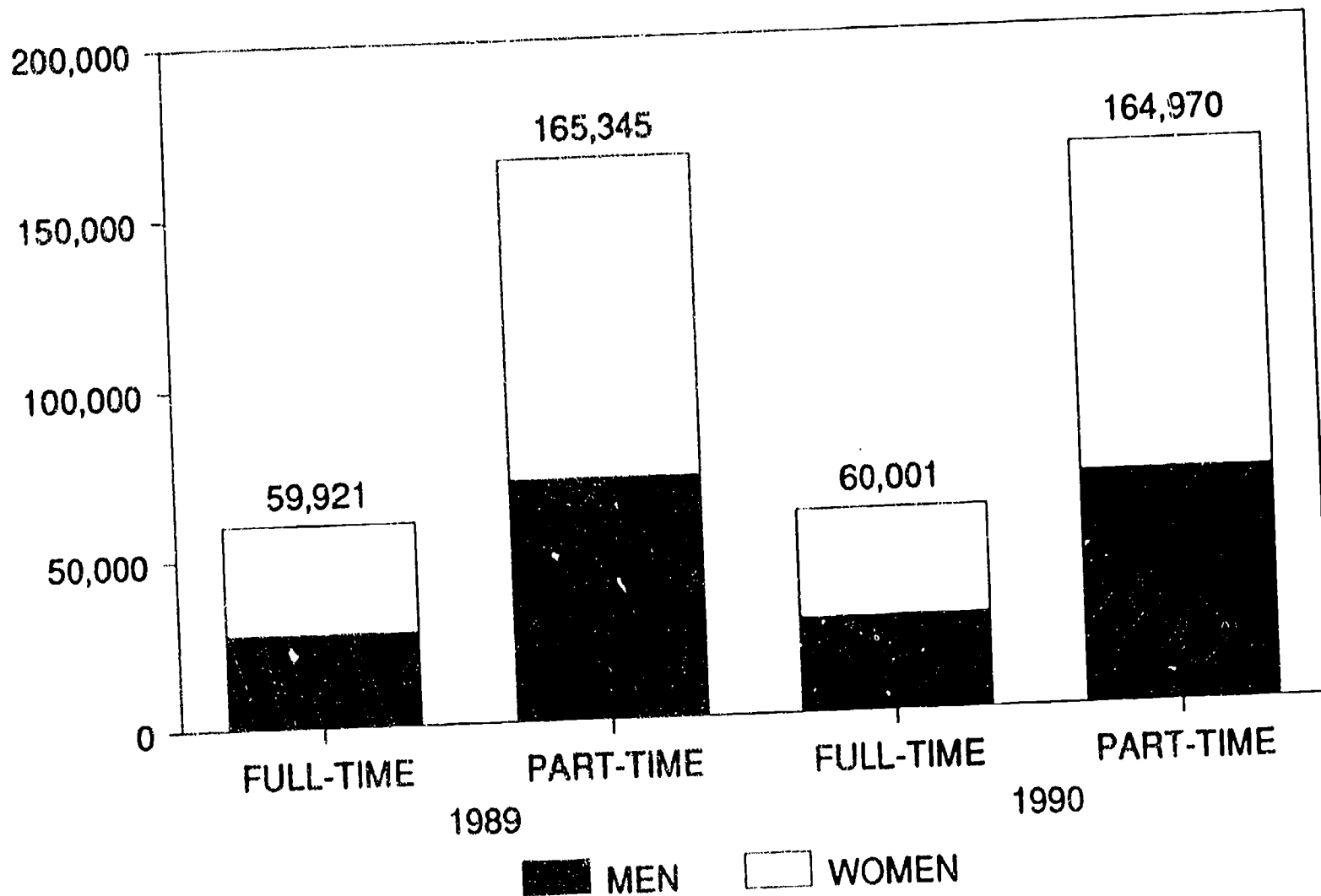
COMMUNITY COLLEGE	FIRST-TIME FRESHMEN	ALL OTHER STUDENTS	TOTAL STUDENTS	PERCENT FIRST-TIME FRESHMEN
ALPENA	682	1555	2237	30.49
BAY DE NOC	546	1711	2257	24.19
DELTA	2020	8908	10928	18.48
GLEN OAKS	87	1376	1463	5.95
GOGEBIC	307	841	1148	26.74
GRAND RAPIDS J.C.	3552	7835	11387	31.19
HENRY FORD	3525	12601	16126	21.86
HIGHLAND PARK	709	1642	2351	30.16
JACKSON	878	5572	6450	13.61
KALAMAZOO VALLEY	1680	8487	10167	16.52
KELLOGG	1407	4875	6282	22.40
KIRTLAND	356	885	1241	28.69
LAKE MICHIGAN	932	2406	3338	27.92
LANSING	2827	18889	21716	13.02
MACOMB	5979	25691	31670	18.88
MID MICHIGAN	372	1806	2178	17.08
MONROE	911	2350	3261	27.94
MONTCALM	707	2004	2711	26.08
MOTT	2181	8288	10469	20.83
MUSKEGON	1607	3603	5210	30.84
NORTH CENTRAL	244	1588	1832	13.32
NORTHWESTERN	1062	3636	4698	22.61
OAKLAND	4815	22689	27504	17.51
SCHOOLCRAFT	1353	7658	9011	15.01
SOUTHWESTERN	668	1743	2411	27.71
ST CLAIR COUNTY	1073	3260	4333	24.76
WASHTENAW	765	9352	10117	7.56
WAYNE COUNTY	2304	9240	11544	19.96
WEST SHORE	318	908	1226	25.94
	=====	=====	=====	=====
STATE TOTAL	43867	181399	225266	19.47%

**FIRST-TIME FRESHMEN ENROLLMENT
FALL TERM 1990**

COMMUNITY COLLEGE	TOTAL FIRST-TIME FRESHMEN	ALL OTHER STUDENTS	TOTAL STUDENTS	PERCENT FIRST-TIME FRESHMEN
ALPENA	707	1602	2309	30.62
BAY DE NOC	519	1647	2166	23.96
DELTA	1933	9185	11118	17.39
GLEN OAKS	222	1206	1428	15.55
GOGEBIC	326	1014	1340	24.33
GRAND RAPIDS J.C.	3594	8460	12054	29.82
HENRY FORD	3287	12863	16150	20.35
JACKSON	902	5591	6493	13.89
KALAMAZOO VALLEY	1702	8793	10495	16.22
KELLOGG	1156	4660	5816	19.88
KIRTLAND	276	995	1271	21.72
LAKE MICHIGAN	859	2563	3422	25.10
LANSING	2608	19741	22349	11.67
MACOMB	3335	28207	31542	10.57
MID MICHIGAN	403	1522	1925	20.94
MONROE	911	2402	3313	27.50
MONTCALM	400	1640	2040	19.61
MOTT	1706	8259	9965	17.12
MUSKEGON	1477	3643	5121	28.86
NORTH CENTRAL	413	1519	1932	21.38
NORTHWESTERN	865	3526	4391	19.70
OAKLAND	4430	23638	28068	15.78
SCHOOLCRAFT	1211	7966	9177	13.20
SOUTHWESTERN	674	1877	2551	26.42
ST CLAIR COUNTY	1030	3437	4467	23.06
WASHTENAW	586	10391	10977	5.34
WAYNE COUNTY	1699	10287	11986	14.17
WEST SHORE	313	992	1305	23.98
	=====	=====	=====	=====
STATE TOTAL	37545	187626	225171	16.67%

DATA WAS NOT SUBMITTED BY HIGHLAND PARK COMMUNITY COLLEGE.

ENROLLMENT BY GENDER AND STATUS FALL TERM 1989 and FALL TERM 1990



**ENROLLMENT BY FULL/PART-TIME STATUS
FALL TERM 1989**

COMMUNITY COLLEGE	FULL-TIME			PART-TIME			TOTAL		TOTAL STUDENTS
	MEN	WOMEN	TOTAL	MEN	WOMEN	TOTAL	MEN	WOMEN	
ALPENA	381	506	887	592	758	1350	973	1264	2237
BAY DE NOC	466	793	1259	265	733	998	731	1526	2257
DELTA	1671	2348	4019	2571	4338	6909	4242	6686	10928
GLEN OAKS	257	288	545	412	506	918	669	794	1463
GOGEBIC	265	368	633	142	373	515	407	741	1148
GRAND RAPIDS J.C.	2102	1812	3914	3977	3496	7473	6079	5308	11387
HENRY FORD	1611	1813	3424	6586	6116	12702	8197	7929	16126
HIGHLAND PARK	328	612	940	889	522	1411	1217	1134	2351
JACKSON	1004	882	1886	2476	2088	4564	3480	2970	6450
KALAMAZOO VALLEY	1309	1248	2557	3480	4130	7610	4789	5378	10167
KELLOGG	595	924	1519	1530	3233	4763	2125	4157	6282
KIRTLAND	217	314	531	240	470	710	457	784	1241
LAKE MICHIGAN	355	465	820	1061	1457	2518	1416	1922	3338
LANSING	2953	3078	6031	6733	8952	15685	9686	12030	21716
MACOMB	3013	3111	6124	12021	13525	25546	15034	16636	31670
MID MICHIGAN	340	506	846	609	723	1332	949	1229	2178
MONROE	426	542	968	796	1497	2293	1222	2039	3261
MONTCALM	372	362	734	1279	698	1977	1651	1060	2711
MOTT	1113	1481	2594	2860	5015	7875	3973	6496	10469
MUSKEGON	662	750	1412	1669	2129	3798	2331	2879	5210
NORTH CENTRAL	204	373	577	380	875	1255	584	1248	1832
NORTHWESTERN	1034	1123	2157	950	1591	2541	1984	2714	4698
OAKLAND	2814	3012	5826	8676	13002	21678	11490	16014	27504
SCHOOLCRAFT	1127	1023	2150	2939	3922	6861	4066	4945	9011
SOUTHWESTERN	558	657	1215	469	727	1196	1027	1384	2411
ST CLAIR COUNTY	612	831	1443	1026	1864	2890	1638	2695	4333
WASHTENAW	1028	1043	2071	3583	4463	8046	4611	5506	10117
WAYNE COUNTY	693	1732	2425	2770	6349	9119	3463	8081	11544
WEST SHORE	156	258	414	310	502	812	466	760	1226
=====	=====	=====	=====	=====	=====	=====	=====	=====	=====
STATE TOTAL	27666	32255	59921	71291	94054	165345	98957	126309	225266

**ENROLLMENT BY FULL/PART-TIME STATUS
FALL TERM 1990**

COMMUNITY COLLEGE	FULL-TIME			PART-TIME			TOTAL		TOTAL STUDENTS
	MEN	WOMEN	TOTAL	MEN	WOMEN	TOTAL	MEN	WOMEN	
ALPENA	437	555	992	553	764	1317	990	1319	2309
BAY DE NOC	466	811	1277	261	628	889	727	1439	2166
DELTA	1614	2192	3806	2640	4672	7312	4254	6864	11118
GLEN OAKS	233	315	548	377	503	880	610	818	1428
GOGEBIC	291	356	647	213	480	693	504	836	1340
GRAND RAPIDS J.C.	2340	2069	4409	3903	3742	7645	6243	5811	12054
HENRY FORD	1698	1746	3444	6564	6142	12706	8262	7888	16150
JACKSON	874	892	1766	2398	2329	4727	3272	3221	6493
KALAMAZOO VALLEY	1381	1338	2719	3233	4543	7776	4614	5881	10495
KELLOGG	603	899	1502	1531	2783	4314	2134	3682	5816
KIRTLAND	206	304	510	254	507	761	460	811	1271
LAKE MICHIGAN	352	505	857	1050	1515	2565	1402	2020	3422
LANSING	3089	3240	6329	6635	9385	16020	9724	12625	22349
MACOMB	3186	3204	6390	11762	13390	25152	14948	16594	31542
MID MICHIGAN	287	532	819	398	708	1106	685	1240	1925
MONROE	376	510	886	894	1533	2427	1270	2043	3313
MONTCALM	160	400	560	658	822	1480	818	1222	2040
MOTT	1203	1627	2830	2571	4564	7135	3774	6191	9965
MUSKEGON	642	761	1403	1512	2206	3718	2154	2967	5121
NORTH CENTRAL	206	350	556	424	952	1376	630	1302	1932
NORTHWESTERN	1018	1111	2129	822	1440	2262	1840	2551	4391
OAKLAND	3012	2929	5941	8807	13320	22127	11819	16249	28068
SCHOOLCRAFT	1130	1055	2185	2823	4169	6992	3953	5224	9177
SOUTHWESTERN	583	647	1230	474	847	1321	1057	1494	2551
ST CLAIR COUNTY	623	807	1430	1107	1930	3037	1730	2737	4467
WASHTENAW	1075	1130	2205	3800	4972	8772	4875	6102	10977
WAYNE COUNTY	670	1451	2121	2898	6967	9865	3568	8418	11986
WEST SHORE	225	285	510	283	512	795	508	797	1305
	=====	=====	=====	=====	=====	=====	=====	=====	=====
STATE TOTAL	27980	32021	60001	68845	96325	165170	96825	128346	225171

DATA WAS NOT SUBMITTED BY HIGHLAND PARK COMMUNITY COLLEGE.

**ENROLLMENT BY AGE
FALL TERM 1989**

COMMUNITY COLLEGE	<= 17	18-20	21-25	26-30	31-35	36-40	41-45	46-55	56-64	65 +	Un- Known	Total
ALPENA	2	533	490	332	308	199	126	123	33	31	60	2237
BAY DE NOC	22	709	368	298	289	250	141	118	39	23	0	2257
DELTA	282	3798	2341	1334	1159	885	556	358	41	14	160	10928
GLEN OAKS	15	312	301	203	212	163	104	100	40	11	2	1463
GOGEBIC	70	380	129	126	112	82	64	67	48	63	7	1148
GRAND RAPIDS J.C.	161	4254	2411	1497	1182	739	462	349	44	288	0	11387
HENRY FORD	301	5057	3780	2249	1835	1269	700	531	113	55	236	16126
HIGHLAND PARK	0	291	611	268	398	335	192	228	28	0	0	2351
JACKSON	54	1470	1262	1049	954	738	442	338	54	30	59	6450
KALAMAZOO VALLEY	141	2700	2256	1192	1051	847	526	459	188	421	386	10167
KELLOGG	86	1531	891	715	698	517	394	331	101	149	869	6282
KIRTLAND	10	309	233	193	184	136	89	63	13	11	0	1241
LAKE MICHIGAN	0	973	638	496	445	301	219	189	46	31	0	3338
LANSING	319	5703	5074	3066	2578	2021	1347	1143	293	125	47	21716
MACOMB COUNTY	186	8782	7989	4449	3218	2199	1465	1275	307	333	146	21670
MID MICHIGAN	31	554	492	312	318	199	124	95	15	0	38	2178
MONROE	32	1140	621	410	330	238	162	108	11	11	198	3261
MONTCALM	33	534	601	471	411	297	144	106	22	17	75	2711
MOTT	163	2935	2261	1612	1445	958	572	405	60	58	0	10469
MUSKEGON	38	1592	935	645	637	533	358	294	82	69	27	5210
NORTHWESTERN	93	1620	932	617	553	388	281	162	30	12	10	4698
OAKLAND	136	8376	7235	4020	2914	2008	1342	1056	189	47	181	27504
SCHOOLCRAFT	208	2639	2184	1330	1062	648	445	317	87	47	44	9011
SOUTHWESTERN	21	897	473	272	229	211	121	108	36	16	27	2411
ST CLAIR COUNTY	72	1485	864	536	496	384	213	205	48	30	0	4333
WASHTENAW	97	2339	2493	1542	1176	880	600	560	157	139	134	10117
WAYNE COUNTY	79	1877	2300	1976	1674	1422	911	691	4	380	0	11544
WEST SHORE	33	331	171	149	143	126	77	70	13	15	98	1226
STATE TOTAL	2685	63121	50336	31359	26011	18973	12177	9849	2372	2426	4125	223434

*MEAN = 28.0

MEDIAN = 38

MODE = 18

DATA WAS NOT SUBMITTED BY NORTH CENTRAL MICHIGAN COLLEGE.

*Excludes Unknowns

**ENROLLMENT BY AGE
FALL TERM 1990**

COMMUNITY COLLEGE	< = 17	18-20	21-25	26-30	31-35	36-40	41-45	46-55	56-64	65 +	Un- known	Total
ALPENA	3	518	546	365	307	210	128	117	24	52	39	2309
BAY DE NOC	34	741	360	272	279	231	133	98	12	6	0	2166
DELTA	111	3743	2634	1407	1231	901	565	393	40	9	84	11118
GLEN OAKS	17	438	221	191	191	135	108	89	21	8	9	1428
GOGEBIC	75	436	167	125	139	110	89	73	49	67	10	1340
GRAND RAPIDS J.C.	139	4555	2787	1722	1230	889	349	291	60	11	21	12054
HENRY FORD	71	4742	3997	2270	1810	1414	834	586	119	91	216	16150
JACKSON	47	1457	1216	1041	978	757	492	361	72	23	49	6493
KALAMAZOO VALLEY	148	2705	2573	1246	1061	858	558	408	121	459	358	10495
KELLOGG	47	1474	980	741	733	601	436	472	137	173	22	5816
KIRTLAND	29	291	229	192	201	135	85	76	21	12	0	1271
LAKE MICHIGAN	0	941	670	488	413	335	231	197	43	29	75	3422
LANSING	332	5630	5441	3182	2492	1968	1488	1272	314	153	77	22349
MACOMB COUNTY	144	8120	7815	4449	3241	2243	1463	1345	305	385	2032	31542
MID MICHIGAN	20	507	494	276	260	162	103	77	9	2	15	1925
MONROE	46	1224	665	454	333	283	162	116	8	7	15	3313
MONTCALM	56	431	367	336	321	229	138	103	24	24	11	2040
MOTT	36	2752	2356	1521	1351	877	567	379	59	40	27	9965
MUSKEGON	36	1587	1010	677	595	473	324	271	67	56	25	5121
NORTH CENTRAL	17	480	381	289	274	205	134	113	24	12	3	1932
NORTHWESTERN	74	1579	839	567	484	403	244	167	25	9	0	4391
OAKLAND	121	7915	7387	4202	3192	2294	1467	1139	197	53	101	28068
SCHOOLCRAFT	174	2662	2181	1347	1116	786	477	308	65	30	31	9177
SOUTHWESTERN	52	837	513	324	273	222	138	115	22	18	37	2551
ST CLAIR COUNTY	148	1545	815	577	512	383	221	195	34	34	3	4467
WASHTENAW	110	2353	2760	1633	1288	1029	665	583	158	160	238	10977
WAYNE COUNTY	66	1858	2342	1713	1552	1207	782	576	231	702	957	11986
WEST SHORE	31	367	207	163	137	136	89	77	13	9	76	1305
STATE TOTAL	2184	61888	51953	31770	25994	19476	12470	9997	2274	2634	4531	225171

*MEAN = 28.1

MEDIAN = 38

MODE = 19

DATA WAS NOT SUBMITTED BY HIGHLAND PARK COMMUNITY COLLEGE.
*Excludes Unknowns

**ENROLLMENT BY FULL/PART-TIME STATUS AND AGE
FALL TERM 1989
FULL-TIME**

COMMUNITY COLLEGE	< = 17	18-20	21-25	26-30	31-35	36-40	41-45	46-55	56-64	65 +	Un-known	Total
ALPENA	0	404	172	105	84	54	31	21	3	0	13	887
BAY DE NOC	14	588	218	177	103	93	61	28	7	0	0	1259
DELTA	146	2305	698	284	238	149	86	38	2	0	73	4019
GLEN OAKS	2	249	109	51	64	30	22	12	4	1	1	545
GOGEBIC	65	328	80	56	44	26	18	15	0	0	1	633
GRAND RAPIDS J.C.	95	2856	550	176	118	66	36	13	1	3	0	3914
HENRY FORD	147	2147	657	202	123	73	29	27	0	0	19	3424
HIGHLAND PARK	0	165	289	152	178	78	22	45	11	0	0	940
JACKSON	12	903	306	199	176	148	66	40	13	6	17	1886
KALAMAZOO VALLEY	39	1490	591	164	107	65	36	17	1	2	45	2557
KELLOGG	22	1005	219	97	90	45	21	18	1	0	1	1519
KIRTLAND	0	204	114	66	71	42	22	7	4	1	0	531
LAKE MICHIGAN	0	543	126	46	53	32	13	6	0	1	0	820
LANSING	31	3116	1626	544	335	188	86	83	11	3	8	6031
MACOMB	5	4059	1268	315	176	151	67	45	6	32	0	6124
MID MICHIGAN	4	339	175	100	113	58	29	20	3	0	5	846
MONROE	12	565	113	29	34	24	9	2	0	1	179	968
MONTCALM	4	244	157	108	86	69	28	13	3	3	19	734
MOTT	68	1344	525	252	198	118	55	28	5	1	0	2594
MUSKEGON	3	969	204	79	71	40	18	23	1	0	4	1412
NORTHWESTERN	58	1184	391	208	146	82	54	25	4	0	5	2157
OAKLAND	14	3663	1326	322	198	131	78	50	6	1	37	5826
SCHOOLCRAFT	114	1337	402	115	94	36	19	22	3	1	7	2150
SOUTHWESTERN	2	703	207	111	76	55	21	17	4	0	19	1215
ST CLAIR COUNTY	30	926	189	113	82	52	24	26	0	1	0	1443
WASHTENAW	11	963	619	182	120	78	40	29	3	1	25	2071
WAYNE COUNTY	18	611	536	418	328	245	143	82	20	24	0	2425
WEST SHORE	15	210	54	41	33	29	16	3	1	0	12	414
STATE TOTAL	931	33420	11921	4682	3539	2257	1150	755	117	82	490	59344

*MEAN = 22.9

MEDIAN = 36

MODE = 18

DATA WAS NOT SUBMITTED BY NORTH CENTRAL MICHIGAN COLLEGE.

*Excludes Unknowns

**ENROLLMENT BY FULL/PART-TIME STATUS AND AGE
FALL TERM 1989**

COMMUNITY COLLEGE	PART-TIME										Un-	Total
	< = 17	18-20	21-25	26-30	31-35	36-40	41-45	46-55	56-64	65 +	known	
ALPENA	2	129	318	227	224	145	95	102	30	31	47	1350
BAY DE NOC	8	121	150	151	186	157	80	90	32	23	0	998
DELTA	136	1493	1643	1050	921	736	470	320	39	14	87	6909
GLEN OAKS	13	63	192	152	148	133	82	88	36	10	1	918
GOGEBIC	5	52	49	70	68	56	46	52	48	63	6	515
GRAND RAPIDS J.C.	66	1398	1861	1321	1064	673	426	336	43	285	0	7473
HENRY FORD	154	2910	3123	2047	1712	1196	671	504	113	55	217	12702
HIGHLAND PARK	0	126	322	116	220	257	170	183	17	0	0	1411
JACKSON	42	567	956	850	778	590	376	298	41	24	42	4564
KALAMAZOO VALLEY	102	1210	1665	1028	944	782	490	442	187	419	341	7610
KELLOGG	64	526	672	618	608	472	373	313	100	149	868	4763
KIRTLAND	10	105	119	127	113	94	67	56	9	10	0	710
LAKE MICHIGAN	0	430	512	450	392	269	206	183	46	30	0	2518
LANSING	288	2587	3448	2522	2243	1833	1261	1060	282	122	39	15685
MACOMB	181	4723	6721	4134	3042	2048	1398	1230	301	301	1467	25546
MID MICHIGAN	27	215	317	212	205	141	95	75	12	0	33	1332
MONROE	20	575	508	381	296	214	153	106	11	10	19	2293
MONTCALM	29	290	444	363	325	228	116	93	19	14	56	1977
MOTT	95	1591	1736	1360	1247	840	517	377	55	57	0	7875
MUSKEGON	35	623	731	566	566	493	340	271	81	69	23	3798
NORTHWESTERN	35	436	541	409	407	306	227	137	26	12	5	2541
OAKLAND	122	4713	5909	3698	2716	1877	1264	1006	183	46	144	21678
SCHOOLCRAFT	94	1302	1782	1215	968	612	426	295	84	46	37	6861
SOUTHWESTERN	19	194	266	161	153	156	100	91	32	16	8	1196
ST CLAIR COUNTY	42	559	675	423	414	332	189	179	48	29	0	2890
WASHTENAW	86	1376	1874	1360	1056	802	560	531	154	138	109	8046
WAYNE COUNTY	61	1266	1764	1558	1346	1177	768	609	214	356	0	9119
WEST SHORE	18	121	117	108	110	97	61	67	12	15	86	812
STATE TOTAL	1754	29701	38415	26677	22472	16716	11027	9094	2256	2344	3635	164090

*MEAN = 29.9

MEDIAN = 41

MODE = 18

DATA WAS NOT SUBMITTED BY NORTH CENTRAL MICHIGAN COLLEGE.

*Excludes Unknowns

**ENROLLMENT BY PART/FULL-TIME STATUS AND AGE
FALL TERM 1990
FULL-TIME**

COMMUNITY COLLEGE	< = 17	18-20	21-25	26-30	31-35	36-40	41-45	46-55	56-64	65 >	Un- known	Total
ALPENA	0	387	253	128	107	64	24	21	1	1	6	992
BAY DE NOC	26	619	223	143	100	85	39	35	4	3	0	1277
DELTA	11	2227	762	288	242	120	87	27	2	0	40	3806
GLEN OAKS	3	295	82	53	47	41	13	11	1	1	1	548
GOGEBIC	59	364	80	51	35	27	20	7	0	0	4	647
GRAND RAPIDS J.C.	84	3020	786	210	132	62	50	19	4	4	18	4409
HENRY FORD	30	2153	702	237	136	79	47	27	6	3	24	3444
JACKSON	9	838	317	211	176	100	57	39	3	3	13	1766
KALAMAZOO VALLEY	31	1451	718	190	136	87	36	25	2	1	42	2719
KELLOGG	1	958	269	108	81	40	25	19	1	0	0	1502
KIRTLAND	11	185	110	67	61	43	20	12	1	0	0	510
LAKE MICHIGAN	0	559	146	60	49	22	14	5	0	0	2	857
LANSING	18	3173	1802	578	351	196	114	69	12	3	13	6329
MACOMB	14	4132	1391	322	226	134	66	49	4	32	20	6390
MID MICHIGAN	6	315	183	98	97	61	28	24	3	1	3	819
MONROE	19	632	122	50	23	24	6	4	0	0	6	886
MONTCALM	12	213	94	73	80	40	2	18	0	0	3	560
MOTT	6	1359	638	291	255	153	80	39	3	0	6	2830
MUSKEGON	4	995	211	71	54	33	19	10	2	1	3	1403
NORTH CENTRAL	1	257	121	60	53	31	21	9	0	2	1	556
NORTHWESTERN	34	1175	387	206	151	91	52	29	4	0	0	2129
OAKLAND	14	3406	1397	349	277	245	151	81	1	3	17	5941
SCHOOLCRAFT	89	1335	431	112	81	71	35	17	4	1	9	2185
SOUTHWESTERN	2	643	252	119	85	53	27	26	0	0	23	1230
ST CLAIR COUNTY	76	857	208	84	103	52	24	21	1	4	0	1430
WASHTENAW	11	972	694	217	132	81	31	24	7	2	34	2205
WAYNE COUNTY	15	519	461	260	224	154	99	50	11	34	294	2121
WEST SHORE	13	238	92	53	38	39	14	12	0	0	11	510
TOTAL	599	33277	12932	4689	3532	2248	1226	729	77	99	593	60001

*MEAN = 22.9

MEDIAN = 36

MODE = 19

DATA WAS NOT SUBMITTED BY HIGHLAND PARK COMMUNITY COLLEGE.

*Excludes Unknowns

**ENROLLMENT BY PART/FULL-TIME STATUS AND AGE
FALL TERM 1990
PART-TIME**

COMMUNITY COLLEGE	<= 17	18-20	21-25	26-30	31-35	36-40	41-45	46-55	56-64	65 +	Un- known	Total
ALPENA	3	131	293	237	200	146	104	96	23	51	33	1317
BAY DE NOC	8	122	137	129	179	146	94	63	8	3	0	889
DELTA	100	1516	1872	1119	989	781	478	366	38	9	44	7312
GLEN OAKS	14	143	139	138	144	94	95	78	20	7	8	880
GOGEBIC	16	72	87	74	104	83	69	66	49	67	6	693
GRAND RAPIDS J.C.	55	1535	2001	1512	1098	807	299	272	56	7	3	7645
HENRY FORD	41	2589	3295	2033	1674	1335	787	559	113	88	192	12706
JACKSON	38	619	899	830	802	657	435	322	69	20	36	4727
KALAMAZOO VALLEY	117	1254	1855	1056	925	771	522	383	119	458	316	7776
KELLOGG	46	516	711	633	652	561	411	453	136	173	22	4314
KIRTLAND	18	106	119	125	140	92	65	64	20	12	0	761
LAKE MICHIGAN	0	382	524	428	364	313	217	192	43	29	73	2565
LANSING	314	2457	3639	2604	2141	1772	1374	1203	302	150	64	16020
MACOMB	130	3988	6424	4127	3015	2109	1397	1296	301	353	2012	25152
MID MICHIGAN	14	192	311	178	163	101	75	53	6	1	12	1106
MONROE	27	592	543	404	310	259	156	112	8	7	9	2427
MONTCALM	44	218	273	263	241	189	111	85	24	24	8	1480
MOTT	30	1393	1718	1230	1096	724	487	340	56	40	21	7135
MUSKEGON	32	592	799	606	541	440	305	261	65	55	22	3718
NORTH CENTRAL	16	223	260	229	221	174	113	104	24	10	2	1376
NORTHWESTERN	40	404	452	361	333	312	192	138	21	9	0	2262
OAKLAND	107	4509	5990	3853	2915	2049	1316	1058	196	50	84	22127
SCHOOLCRAFT	85	1327	1750	1235	1035	715	442	291	61	29	22	6992
SOUTHWESTERN	50	194	261	205	188	169	111	89	22	18	14	1321
ST CLAIR COUNTY	72	688	607	493	409	331	197	174	33	30	3	3037
WASHTENAW	99	1381	2066	1416	1156	948	634	559	151	158	204	8772
WAYNE COUNTY	51	1339	1881	1453	1328	1053	683	526	220	668	663	9865
WEST SHORE	18	129	115	110	99	97	75	65	13	9	65	795
TOTAL	1585	28611	39021	27081	22462	17228	11244	9268	2197	2535	3938	165170

*MEAN = 30.1

MEDIAN = 41

MODE = 18

DATA WAS NOT SUBMITTED BY HIGHLAND PARK COMMUNITY COLLEGE.

*Excludes Unknowns

53

**ENROLLMENT BY GENDER AND AGE
FALL TERM 1989
MEN**

COMMUNITY COLLEGE	< = 17	18-20	21-25	26-30	31-35	36-40	41-45	46-55	56-64	65 +	Un- Known	Total
ALPENA	1	242	260	136	110	62	54	56	13	11	28	973
BAY DE NOC	8	306	137	91	66	57	32	18	11	5	0	731
DELTA	102	1703	1038	475	396	268	139	82	7	5	27	4242
GLEN OAKS	7	157	162	89	95	69	44	30	12	4	1	670
GOGEBIC	26	192	54	45	22	17	8	15	7	18	3	407
GRAND RAPIDS J.C.	78	2405	1377	841	543	293	163	120	15	244	0	6079
HENRY FORD	124	2513	1987	1230	927	679	328	207	50	15	137	8197
HIGHLAND PARK	0	105	192	131	236	241	138	161	13	0	0	1217
JACKSON	22	744	755	594	498	396	216	170	31	21	33	3480
KALAMAZOO VALLEY	64	1333	1195	567	506	383	198	192	99	71	181	4789
KELLOGG	34	620	371	228	209	138	117	87	29	36	256	2125
KIRTLAND	3	133	110	73	57	40	22	9	6	4	0	457
LAKE MICHIGAN	0	453	313	219	166	103	74	55	17	16	0	1416
LANSING	167	2781	2553	1374	982	763	487	409	105	50	15	9686
MACOMB	72	4311	4097	2275	1477	863	540	437	120	141	701	15034
MID MICHIGAN	8	246	246	123	123	81	44	43	11	0	24	949
MONROE	8	483	272	137	95	74	33	27	3	6	84	1222
MONTCALM	11	295	447	308	239	159	77	49	9	8	49	1651
MOTT	53	1290	952	577	526	301	152	84	19	19	0	3973
MUSKEGON	20	746	502	307	272	177	133	97	39	27	11	2331
NORTHWESTERN	44	780	437	254	183	117	95	53	12	4	5	1984
OAKLAND	56	4009	3400	1699	1062	556	313	226	58	17	94	11490
SCHOOLCRAFT	103	1292	1145	653	426	195	93	80	31	25	23	4066
SOUTHWESTERN	12	437	231	101	84	60	39	27	12	10	14	1027
ST CLAIR COUNTY	24	692	394	163	151	85	52	43	22	12	0	1638
WASHTENAW	53	1161	1251	719	476	331	217	206	57	70	70	4611
WAYNE COUNTY	42	669	716	514	465	391	265	195	57	149	0	3463
WEST SHORE	11	148	67	48	49	47	18	18	7	9	44	466
STATE TOTAL	1153	30246	24661	13971	10441	6946	4091	3196	872	997	1800	98374

*MEAN = 27.0

MEDIAN = 38

MODE = 18

DATA WAS NOT SUBMITTED BY NORTH CENTRAL MICHIGAN COLLEGE.

*Excludes Unknowns

**ENROLLMENT BY GENDER AND AGE
FALL TERM 1989
WOMEN**

COMMUNITY COLLEGE	< = 17	18-20	21-25	26-30	31-35	36-40	41-45	46-55	56-64	65 +	Un- known	Total
ALPENA	1	291	230	196	198	137	72	67	20	20	32	1264
BAY DE NOC	14	403	231	207	223	193	109	100	28	18	0	1526
DELTA	180	2095	1303	859	763	617	417	276	34	9	133	6686
GLEN OAKS	8	155	139	114	117	94	60	70	28	8	1	794
GOGEBIC	44	188	75	81	90	65	56	52	41	45	4	741
GRAND RAPIDS J.C.	83	1849	1034	656	639	446	299	229	29	44	0	5308
HENRY FORD	177	2544	1793	1019	908	590	372	324	63	40	99	7929
HIGHLAND PARK	0	186	419	137	162	94	54	67	15	0	0	1134
JACKSON	32	726	507	455	456	342	226	168	23	9	26	2970
KALAMAZOO VALLEY	77	1367	1061	625	545	464	328	267	89	350	205	5378
KELLOGG	52	911	520	487	489	379	277	244	72	113	613	4157
KIRTLAND	7	176	123	120	127	96	67	54	7	7	0	784
LAKE MICHIGAN	0	520	325	277	279	198	145	134	29	15	0	1922
LANSING	152	2922	2521	1692	1596	1258	860	734	188	75	32	12030
MACOMB	114	4471	3892	2174	1741	1336	925	838	187	192	766	16636
MID MICHIGAN	23	308	246	189	195	118	80	52	4	0	14	1229
MONROE	24	657	349	273	235	164	129	81	8	5	114	2039
MONTCALM	22	239	154	163	172	138	67	57	13	9	26	1060
MOTT	110	1645	1309	1035	919	657	420	321	41	39	0	6496
MUSKEGON	18	846	433	338	365	356	225	197	43	42	16	2879
NORTHWESTERN	49	840	495	363	370	271	186	109	18	8	5	2714
OAKLAND	80	4367	3835	2321	1852	1452	1029	830	131	30	87	16014
SCHOOLCRAFT	105	1347	1039	677	636	453	352	237	56	22	21	4945
SOUTHWESTERN	9	460	242	171	145	151	82	81	24	6	13	1384
ST CLAIR COUNTY	48	793	470	373	345	299	161	162	26	18	0	2695
WASHTENAW	44	1178	1242	823	700	549	383	354	100	69	64	5506
WAYNE COUNTY	37	1208	1584	1462	1209	1031	646	496	177	231	0	8081
WEST SHORE	22	183	104	101	94	79	59	52	6	6	54	760
STATE TOTAL	1532	32875	25675	17388	15570	12027	8086	6653	1500	1430	2325	125061

*MEAN = 28.9

MEDIAN = 38

MODE = 18

DATA WAS NOT SUBMITTED BY NORTH CENTRAL MICHIGAN COLLEGE.

*Excludes Unknowns

**ENROLLMENT BY GENDER AND AGE
FALL TERM 1990
MEN**

COMMUNITY COLLEGE	< = 17	18-20	21-25	26-30	31-35	36-40	41-45	46-55	56-64	65 +	Un- known	Total
ALPENA	3	229	285	144	112	78	47	42	8	23	19	990
BAY DE NOC	8	319	152	78	68	42	32	22	4	2	0	727
DELTA	53	1635	1188	499	394	246	117	95	7	2	18	4254
GLEN OAKS	7	226	115	78	58	48	33	20	16	5	4	610
GOGEBIC	29	227	73	46	35	28	16	12	14	20	4	504
GRAND RAPIDS J.C.	64	2482	1578	974	585	334	126	65	21	3	11	6243
HENRY FORD	36	2396	2170	1190	897	736	370	267	57	31	112	8262
JACKSON	19	675	689	586	500	340	223	164	37	12	27	3272
KALAMAZOO VALLEY	56	1302	1287	569	472	347	188	164	33	51	145	4614
KELLOGG	20	607	398	272	243	193	137	152	51	51	10	2134
KIRTLAND	11	118	114	61	60	40	27	16	7	6	0	460
LAKE MICHIGAN	0	425	318	201	158	116	65	55	13	14	37	1402
LANSING	171	2768	2627	1362	939	708	489	438	130	65	27	9724
MACOMB	68	4006	4046	2201	1473	900	523	460	125	175	971	14948
MID MICHIGAN	5	217	226	73	54	46	29	18	4	2	11	685
MONROE	19	538	289	168	113	75	29	26	2	4	7	1270
MONTCALM	25	195	196	141	115	63	35	30	7	8	3	818
MOTT	13	1193	989	498	492	280	176	90	19	10	14	3774
MUSKEGON	21	705	508	294	234	156	85	82	28	25	16	2154
NORTH CENTRAL	9	199	155	78	65	57	28	22	10	5	2	630
NORTHWESTERN	29	778	417	219	156	116	62	52	7	4	0	1840
OAKLAND	46	3812	3470	1733	1231	692	409	286	63	24	53	11819
SCHOOLCRAFT	74	1320	1062	651	403	220	114	54	24	17	14	3953
SOUTHWESTERN	24	418	239	124	87	66	42	24	5	7	21	1057
ST CLAIR COUNTY	42	707	391	199	148	95	51	65	18	13	1	1730
WASHTENAW	76	1142	1366	716	522	368	216	203	65	86	115	4875
WAYNE COUNTY	36	609	724	460	437	372	234	177	62	119	338	3568
WEST SHORE	10	179	89	53	44	45	24	17	2	3	42	508
STATE TOTAL	974	29427	25161	13668	10095	6807	3927	3118	839	787	2022	96825

*MEAN = 26.8

MEDIAN = 38

MODE = 19

DATA WAS NOT SUBMITTED BY HIGHLAND PARK COMMUNITY COLLEGE.

*Excludes Unknowns

**ENROLLMENT BY GENDER AND AGE
FALL TERM 1990**

WOMEN

COMMUNITY COLLEGE	< = 17	18-20	21-25	26-30	31-35	36-40	41-45	46-55	56-64	65 +	Un- known	Total
ALPENA	0	289	261	221	195	132	81	75	16	29	20	1319
BAY DE NOC	26	422	208	194	211	189	101	76	8	4	0	1439
DELTA	58	2108	1446	908	837	655	448	298	33	7	66	6864
GLEN OAKS	10	212	106	113	133	87	75	69	5	3	5	818
GOGEBIC	46	209	94	79	104	82	73	61	35	4	6	836
GRAND RAPIDS J.C.	75	2073	1209	748	645	555	223	226	39	8	10	5811
HENRY FORD	35	2346	1827	1080	913	678	464	319	62	60	104	7888
JACKSON	28	782	527	455	478	417	269	197	35	11	22	3221
KALAMAZOO VALLEY	92	1403	1286	677	589	511	370	244	88	408	213	5881
KELLOGG	27	867	582	469	490	408	299	320	86	122	12	3682
KIRTLAND	18	173	115	131	141	95	58	60	14	6	0	811
LAKE MICHIGAN	0	516	352	287	255	219	166	142	30	15	38	2020
LANSING	161	2862	2814	1820	1553	1260	999	834	184	88	50	12625
MACOMB	76	4114	3769	2248	1768	1343	940	885	180	210	1061	16594
MID MICHIGAN	15	290	268	203	206	116	74	59	5	0	4	1240
MONROE	27	686	376	286	220	208	133	90	6	3	8	2043
MONTCALM	31	236	171	195	206	166	103	73	17	16	8	1222
MOTT	23	1559	1367	1023	859	597	391	289	40	30	13	6191
MUSKEGON	15	882	502	383	361	317	239	189	39	31	9	2967
NORTH CENTRAL	8	281	226	211	209	148	106	91	14	7	1	1302
NORTHWESTERN	45	801	422	348	328	287	182	115	18	5	0	2551
OAKLAND	75	4103	3917	2469	1961	1602	1058	853	134	29	48	16249
SCHOOLCRAFT	100	1342	1119	696	713	566	363	254	41	13	17	5224
SOUTHWESTERN	28	419	274	200	186	156	96	91	17	11	16	1494
ST CLAIR COUNTY	106	838	424	378	364	288	170	130	16	21	2	2737
WASHTENAW	34	1211	1394	917	766	661	449	380	93	74	123	6102
WAYNE COUNTY	30	1249	1618	1253	1115	835	548	399	169	583	619	8418
WEST SHORE	21	188	118	110	93	91	65	60	11	6	34	797
STATE TOTAL	1210	32461	26792	18102	15899	12669	8543	6879	1435	1847	2509	128346

*MEAN = 29.1

MEDIAN = 38

MODE = 19

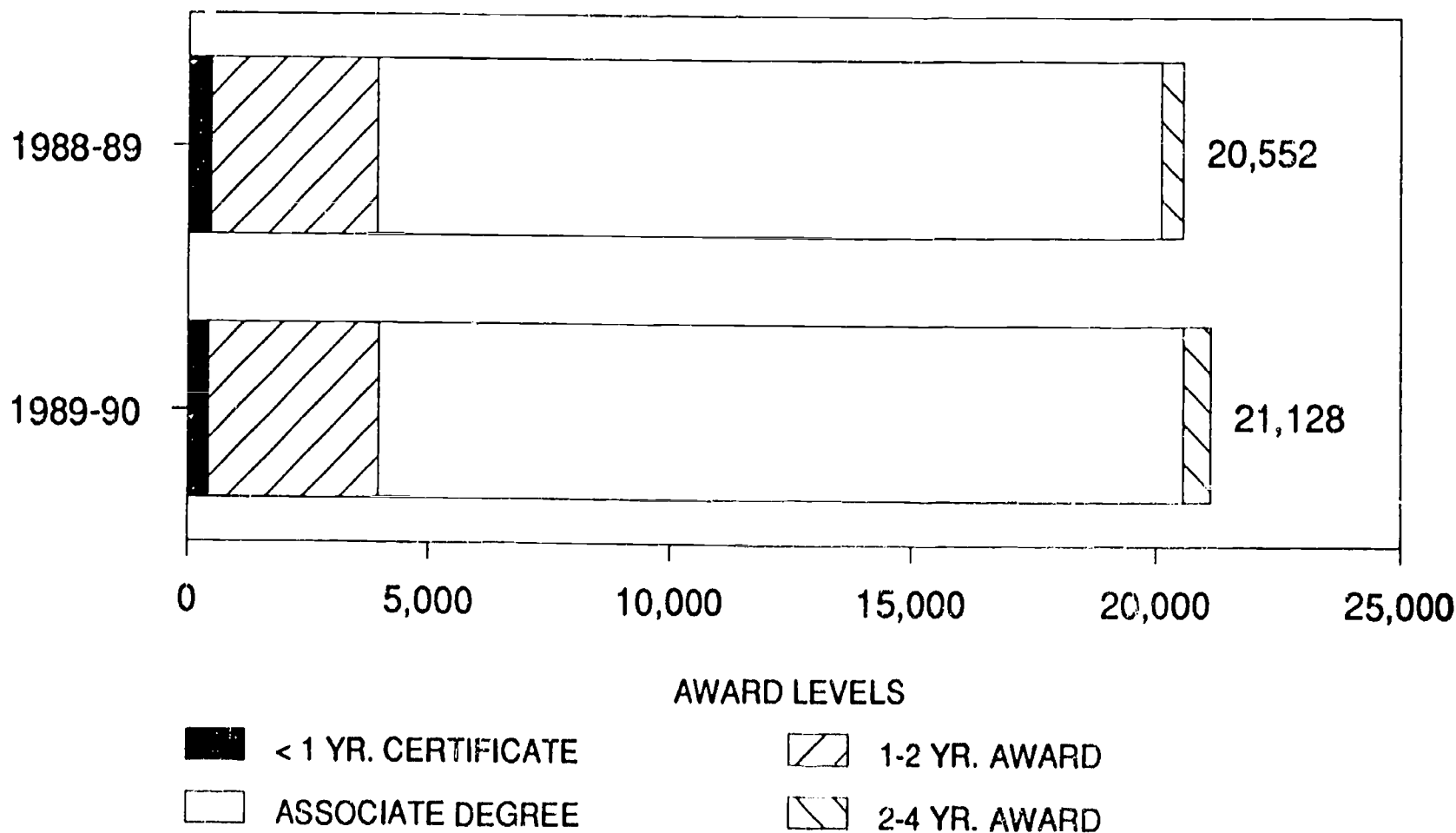
DATA WAS NOT SUBMITTED BY HIGHLAND PARK COMMUNITY COLLEGE.

*Excludes Unknowns

AWARDS CONFERRED

AWARDS CONFERRED BY LEVEL

JULY 1988-JUNE 1989; JULY 1989-JUNE 1990



NO DATA REPORTED BY HIGHLAND PARK FOR 1989-90.

**AWARDS CONFERRED
JULY 1988-JUNE 1989 AND JULY 1989-JUNE 1990**

Total awards conferred increased 2.80% from 1988-89 (20,552) to 1989-90 (21,128) [even without the inclusion of Highland Park Community College data]. Although the number of 'less than one year' certificates decreased from 473 in 1988-89 to 427 in 1989-90, all other awards demonstrated some type of increase. The largest percentage increase (27.15%) was in the number of 'greater than but less than 4 year' awards.

Liberal/General Studies was the program in which the greatest number of awards were conferred in both 1988-89 (3,702) and 1990-91 (4,190), along with Business Administration and Management - General (1,675; 1,602, respectively), and Nursing, General (1,643; 1,723, respectively). Awards were conferred in 312 programs in 1988-89 and 330 in 1989-90.

In 1988-89, no awards were conferred to women in the areas of Construction Trades (353), Aircraft Mechanics, Airframe (50), Automotive Body Repair (28), Industrial Equipment, Maintenance, and Repair (27), as well as Mechanics and Repairs (39). Women were the only ones who received awards in Secretarial and Related Programs (59), Executive Secretarial (101), Records Technician (40), Fashion Merchandising (26), and Vocational Home Economics (22).

In 1989-90, women were the recipients of awards in the such traditional female areas of Secretarial (89), Medical Assisting (84), Legal Secretary (77), Dental Assisting (65), and Child Care Aide (63), Dental Hygiene (160), Executive Secretary (103), and Medical Records Tech (35), while men dominated the fields of Heat/Air/Refrigeration (23), Precision Metal Work - General (23), Civil Technology - Other (14), and Aeronautical Technology (13).

Awards conferred to minority students followed the general trend in both 1988-89 and 1989-90 with minorities receiving the greatest number of degrees/certificates in Liberal/General Studies, Nursing, and Business Administration and Management. Minority students received awards in 172 programs in 1988-89 and 180 in 1989-90. Some of the occupational programs in which awards were not conferred to minorities in either year include: Purchasing, Nuclear Medical Technology, Foster Care/Family Care, Educational Media Technology, Architectural Engineering, Civil Technology, Nuclear Power Plant Operations Technology, Veterinarian Assisting, Electrical Technology, Water & Wastewater Technology, Aircraft Mechanics, Power Plant, Aeronautical Technology, Transportation Management, Energy Conservation & Use Technology, Material Handling, Computer Servicing Technology, Ultrasound Technology, and Cooling/Refrigeration.

**Highland Park Community College did not report figures for 1989-90.*

TOTAL AWARDS CONFERRED BY LEVEL AND ETHNICITY
JULY 1988 THROUGH JUNE 1989

----- LEVEL=< 1 YEAR CERTIFICATE -----

COMMUNITY COLLEGE	NON-RESIDENT ALIEN	BLACK	AMERICAN INDIAN	ASIAN	HISPANIC	WHITE	TOTAL STUDENTS
ALPENA	0	0	0	0	0	320	320
DELTA	0	10	0	1	3	135	149
KIRTLAND	0	0	0	0	0	4	4
	---	---	---	--	--	---	---
TOTAL	0	10	0	1	3	459	473

68

67

**TOTAL AWARDS CONFERRED BY ETHNICITY AND LEVEL
JULY 1988 THROUGH JUNE 1989**

----- LEVEL=> 1 BUT < 2 YEAR CERTIFICATE -----

COMMUNITY COLLEGE	NON- RESIDENT ALIEN	BLACK	AMERICAN INDIAN	ASIAN	HISPANIC	WHITE	TOTAL STUDENTS
ALPENA	0	1	0	0	0	68	69
BAY DE NOC	0	0	1	0	0	101	102
DELTA	0	0	0	0	0	23	23
GLEN OAKS	0	1	0	0	0	14	15
GOGEBIC	0	0	3	0	0	85	88
GRAND RAPIDS J.C.	0	1	1	1	1	52	56
HENRY FORD	0	9	0	0	0	68	77
HIGHLAND PARK	0	15	0	0	1	0	16
JACKSON	0	2	0	1	0	47	50
KALAMAZOO	1	5	1	2	1	58	68
KELLOGG	0	12	1	3	1	106	123
KIRTLAND	0	23	0	0	0	89	112
LAKE MICHIGAN	0	4	0	0	0	23	27
LANSING	2	67	7	8	15	681	820
MACOMB	2	17	3	6	4	752	862
MID MICHIGAN	0	0	0	0	0	57	57
MONROE	0	0	0	0	0	51	51
MONTCALM	0	0	0	0	2	179	181
MOTT	0	26	1	0	2	208	240
MUSKEGON	0	7	1	1	2	55	71
NORTH CENTRAL	0	0	0	0	0	4	4
NORTHWESTERN	0	0	0	0	0	28	28
OAKLAND	0	1	0	0	1	29	39
SCHOOLCRAFT	0	2	0	0	0	61	63
ST. CLAIR COUNTY	2	0	0	0	1	45	48
SOUTHWESTERN	0	4	0	0	0	10	14
WASHTENAW	1	8	1	1	1	74	91
WAYNE COUNTY	0	12	0	0	0	5	17
WEST SHORE	0	0	0	1	1	42	44
TOTAL	8	217	20	24	33	3015	3456

**TOTAL AWARDS CONFERRED BY ETHNICITY AND LEVEL
JULY 1988 THROUGH JUNE 1989**

----- LEVEL=ASSOCIATE DEGREE -----

	NON- RESIDENT ALIEN	BLACK	AMERICAN INDIAN	ASIAN	HISPANIC	WHITE	TOTAL STUDENTS
COMMUNITY COLLEGE					7	266	279
ALPENA	1	2	1	1	0	249	255
BAY DE NOC	0	0	6	0	31	965	1090
DELTA	10	76	0	2	0	133	135
GLEN OAKS	0	1	0	1			
GOGEBIC	0	1	0	1	0	163	165
GRAND RAPIDS J.C.	0	50	10	13	16	987	1076
HENRY FORD	0	72	9	12	13	814	1037
HIGHLAND PARK	0	115	0	0	0	144	259
JACKSON	0	28	0	8	3	347	390
KALAMAZOO	18	30	7	6	3	404	470
KELLOGG	0	22	2	8	2	440	474
KIRTLAND	0	18	0	0	2	145	165
LAKE MICHIGAN	0	20	2	2	4	193	221
LANSING	24	61	10	24	27	1225	1376
MACOMB	4	34	9	16	10	2075	2369
MID MICHIGAN	0	0	0	0	1	120	121
MONROE	2	2	0	3	2	319	329
MONTCALM	0	5	0	0	0	140	145
MOTT	0	91	7	3	9	717	827
MUSKEGON	0	25	11	0	10	373	439
NORTH CENTRAL	0	1	1	1	2	135	140
NORTHWESTERN	1	2	4	2	0	314	323
OAKLAND	3	134	8	18	15	1302	1781
SCHGOJCRAFT	3	16	2	7	1	671	702
ST. CLAIR COUNTY	0	1	0	0	2	323	326
SOUTHWESTERN	5	13	1	1	8	284	313
WASHTENAW	1	39	5	6	3	336	436
WAYNE COUNTY	3	287	3	5	3	99	400
WEST SHORE	0	0	0	0	0	138	138
TOTAL	75	1146	98	140	174	13821	16181

**TOTAL AWARDS CONFERRED BY GENDER AND PROGRAM
JULY 1988 THROUGH JUNE 1989**

----- LEVEL-> 2 YEAR BUT < 4 YEAR AWARD -----

COMMUNITY COLLEGE	NON-RESIDENT ALIEN	BLACK	AMERICAN INDIAN	ASIAN	HISPANIC	WHITE	TOTAL STUDENTS
DELTA	3	4	0	0	6	126	140
GRAND RAPIDS J.C.	0	0	0	2	0	2	4
HIGHLAND PARK	0	3	0	0	0	3	6
KIRTLAND	0	0	0	0	0	4	4
LAKE MICHIGAN	0	0	0	0	0	3	3
MONTCALM	0	0	0	0	0	11	11
NORTHWESTERN	0	0	0	0	0	7	7
OAKLAND	0	8	0	0	1	187	239
SCHOOLCRAFT	0	0	0	0	0	21	21
WAYNE COUNTY	0	2	0	0	2	2	6
WEST SHORE	0	0	0	0	0	1	1
	-----	-----	-----	-----	-----	-----	-----
TOTAL	3	17	0	2	9	367	442
	=====	=====	=====	=====	=====	=====	=====
STATE TOTAL	86	1390	118	167	219	17662	20552

TOTAL AWARDS CONFERRED BY ETHNICITY*
JULY 1989 THROUGH JUNE 1990

----- LEVEL=< 1 YEAR CERTIFICATE -----

COMMUNITY COLLEGE	NON-RESIDENT ALIEN	BLACK	AMERICAN INDIAN	ASIAN	HISPANIC	WHITE	TOTAL STUDENTS
ALPENA	28	0	0	0	0	227	255
MOTT	0	0	1	0	1	19	21
DELTA	0	12	2	0	3	125	142
GLEN OAKS	0	0	0	0	0	2	2
KIRTLAND	0	0	0	0	0	7	7
	---	---	--	--	--	---	---
TOTAL	28	12	3	0	4	380	427

***DATA WAS NOT SUBMITTED BY HIGHLAND PARK COMMUNITY COLLEGE.**

**TOTAL AWARDS CONFERRED BY ETHNICITY
JULY 1989 THROUGH JUNE 1990**

----- LEVEL-> 1 BUT < 2 YEAR CERTIFICATE -----

COMMUNITY COLLEGE	NON- RESIDENT ALIEN	BLACK	AMERICAN INDIAN	ASIAN	HISPANIC	WHITE	TOTAL STUDENTS
ALPENA	0	0	0	0	0	59	59
BAY DE NOC	0	0	3	0	0	106	109
MOTT	0	17	2	0	2	138	159
DELTA	0	2	0	0	0	19	21
GLEN OAKS	0	1	1	0	0	48	50
GOGEBIC	0	0	1	0	0	49	51
GRAND RAPIDS J.C.	0	3	0	0	0	50	53
JACKSON	0	9	2	3	3	73	90
KALAMAZOO	1	2	1	1	1	50	56
KELLOGG	0	12	2	2	1	120	137
KIRTLAND	0	1	3	0	0	71	75
LAKE MICHIGAN	0	3	0	0	0	21	24
LANSING	6	73	14	5	31	848	1004
MACOMB	1	27	4	12	4	868	1003
MID MICHIGAN	0	0	0	0	0	40	40
MONROE	0	4	0	0	3	65	72
MONTCALM	0	0	0	0	1	69	70
MUSKEGON	0	4	0	0	4	78	87
NORTH CENTRAL	0	0	0	0	0	6	6
NORTHWESTERN	1	0	0	0	0	29	30
OAKLAND	0	1	0	2	1	38	48
SCHOOLCRAFT	1	4	0	0	1	79	86
ST CLAIR	0	2	0	2	0	61	65
SOUTHWESTERN	0	0	0	0	0	16	16
WASHTENAW	0	6	0	1	2	68	83
WAYNE COUNTY	0	10	0	2	1	9	24
WEST SHORE	0	0	0	0	0	23	23
TOTAL	10	181	33	30	55	3101	3541

**TOTAL AWARDS CONFERRED BY ETHNICITY
JULY 1989 THROUGH JUNE 1990**

----- LEVEL=ASSOCIATE DEGREE -----

COMMUNITY COLLEGE	NON-RESIDENT ALIEN	BLACK	AMERICAN INDIAN	ASIAN	HISPANIC	WHITE	TOTAL STUDENTS
ALPENA	0	4	1	0	2	259	266
BAY DE NOC	0	0	5	0	0	276	281
MOTT	5	97	14	3	10	707	838
DELTA	2	43	4	5	21	883	963
GLEN OAKS	0	1	1	0	0	122	124
GOGEBIC	0	0	3	3	0	142	155
GRAND RAPIDS J.C.	5	56	11	14	15	965	1066
HENRY FORD	2	99	2	2	20	877	1096
JACKSON	1	23	2	1	3	364	394
KALAMAZOO	10	30	7	3	4	436	490
KELLOGG	0	15	1	6	2	487	511
KIRTLAND	0	7	5	0	0	182	194
LAKE MICHIGAN	0	33	2	2	5	225	267
LANSING	14	63	7	26	28	1246	1388
MACOMB	11	33	9	22	14	2278	2597
MID MICHIGAN	0	0	1	1	3	107	112
MONROE	0	3	1	1	1	312	318
MONTCALM	0	17	0	0	3	160	180
MUSKEGON	0	26	10	2	9	375	439
NORTH CENTRAL	0	0	5	0	2	143	150
NORTHWESTERN	2	2	6	1	3	401	415
OAKLAND	2	100	5	10	25	1271	1724
SCHOOLCRAFT	4	11	2	8	7	640	673
ST CLAIR	1	2	2	0	9	367	382
SOUTHWESTERN	8	8	0	2	0	284	303
WASHTENAW	2	47	2	4	6	368	467
WAYNE COUNTY	17	423	3	3	3	138	672
WEST SHORE	0	1	0	0	1	131	133
TOTAL	86	1144	111	119	196	14146	16598

**AWARDS CONFERRED BY ETHNICITY
JULY 1989 THROUGH JUNE 1990**

----- LEVEL -> 2 BUT < 4 YEAR AWARD -----

COMMUNITY COLLEGE	NON-RESIDENT ALIEN	BLACK	AMERICAN INDIAN	ASIAN	HISPANIC	WHITE	TOTAL STUDENTS
DELTA	0	1	1	1	16	126	146
GRAND RAPIDS J.C.	0	0	0	0	0	1	1
KIRTLAND	0	0	0	0	0	2	2
LAKE MICHIGAN	0	1	0	0	0	6	7
LANSING	0	1	0	0	0	5	6
MONTCALM	0	0	0	0	0	8	8
MUSKEGON	0	2	1	0	2	36	42
NORTHWESTERN	0	0	0	0	0	6	6
OAKLAND	0	7	0	2	0	136	183
SCHOOLCRAFT	1	0	0	1	0	18	20
WAYNE COUNTY	2	67	4	4	2	51	141
	-----	-----	-----	-----	-----	-----	-----
TOTAL	3	79	6	8	20	395	562
	=====	=====	=====	=====	=====	=====	=====
STATE TOTAL	127	1416	153	157	275	18022	21128

AWARDS CONFERRED BY GENDER AND PROGRAM*
JULY 1988 THROUGH JUNE 1989

PROGRAM	CIPCODE	TOTAL MEN	PERCENT MEN	TOTAL WOMEN	PERCENT WOMEN	TOTAL STUDENTS
LIBERAL/GENERAL STUDIES	240101	1314	35.49	2388	64.51	3702
BUSINESS ADMINISTRATION & MGMT (GENERAL)	060401	774	46.21	901	53.79	1675
NURSING (GENERAL)	181101	93	5.66	1550	94.34	1643
GENERAL STUDIES	240102	570	49.65	578	50.35	1148
CORRECTIONS	430102	660	76.66	201	23.34	861
ACCOUNTING, BOOKKEEPING & REL PROGS, GENL	070101	131	28.07	336	71.95	467
PRACTICAL NURSING	170605	33	7.21	425	92.79	458
ELECTRONIC TECHNOLOGY	150303	396	91.24	38	8.76	434
ACCOUNTING AND COMPUTING	070102	73	20.68	280	79.32	353
CONSTRUCTION TRADES (OTHER)	469999	353	100.0	0	0.00	353
EDUCATION (GENERAL)	130101	149	43.06	197	56.94	346
WORD PROCESSING	070801	1	0.31	323	99.69	324
ENGINEERING & RELATED TECH. (OTHER)	159999	188	76.11	59	23.89	247
ELEMENTARY EDUCATION	131202	18	8.00	207	92.00	225
LAW ENFORCEMENT	430107	167	74.55	57	25.45	224
BUSINESS AND MANAGEMENT (GENERAL)	060101	101	46.12	118	53.88	219
COMPUTER PROGRAMMING	110201	89	42.38	121	57.62	210
PHYSICAL SCIENCES (GENERAL)	400101	112	58.95	78	41.05	190
LIBERAL/GENERAL STUDIES (OTHER)	240199	74	42.53	100	57.47	174
CRIMINAL JUSTICE TECHNOLOGY	430105	103	62.05	63	37.95	166
MARKETING, GENERAL	080708	73	48.03	79	51.97	152
AUTOMOTIVE MECHANICS	470604	145	97.32	4	2.68	149
DENTAL HYGIENE	170102	2	1.38	143	98.62	145
DRAFTING AND DESIGN TECHNOLOGY	150202	117	84.78	21	15.22	138
MICROCOMPUTER APPLICATIONS	110601	50	37.31	84	62.69	134
LEGAL ASSISTING	220103	16	12.03	117	87.97	133
COMMERCIAL ART	480203	40	30.77	90	69.23	130
INDUSTRIAL TECHNOLOGY	150603	116	92.06	10	7.94	126
MEDICAL ASSISTING	170503	2	1.60	123	98.40	125
ENGINEERING (GENERAL)	140101	102	89.47	12	10.53	114
AIR CONDITION, HEAT, & REFRIG. TECH.	150501	110	99.10	1	0.90	111
RADIOGRAPH MEDICAL TECHNOLOGY	170209	21	19.09	89	80.91	110
BUSINESS DATA PROCESSING & REL PROGS, GENL	070301	37	34.91	69	65.09	106
CHILD CARE & GUIDANCE MGMT. (GENERAL)	200201	1	0.98	101	99.02	102
MACHINE TOOL OPERATION/MACHINE SHOP	480503	91	96.81	3	3.19	94
CHILD CARE AIDE/ASSISTING	200202	1	1.11	89	98.89	90

*AWARDS ARE LISTED IN DESCENDING ORDER BY THE NUMBER OF GRADUATES.
PROGRAM NAMES ARE THOSE STANDARDIZED BY THE U.S. DEPARTMENT OF EDUCATION.

77

**AWARDS CONFERRED BY GENDER AND PROGRAM
JULY 1988 THROUGH JUNE 1989**

PROGRAM	CIPCODE	TOTAL MEN	PERCENT MEN	TOTAL WOMEN	PERCENT WOMEN	TOTAL STUDENTS
DENTAL ASSISTING	170101	2	2.25	87	97.75	89
LEGAL SECRETARIAL	070604	1	1.20	82	98.80	83
MENTAL HEALTH/HUMAN SERVICES ASSIST	170405	17	20.99	64	79.01	81
MEDICAL SECRETARIAL	070605	1	1.25	79	98.75	80
SECRETARIAL	070606	1	1.25	79	98.75	80
RESPIRATORY THERAPY TECHNOLOGY	170210	20	25.64	58	74.36	78
SECRETARIAL & RELATED PROGRAMS (OTHER)	070699	0	0.00	76	100.0	76
DATA PROCESSING	110301	43	56.58	33	43.42	76
FOOD PRODUCTION/MGMT/SERVICES (GENERAL)	200401	30	39.47	46	60.53	76
BIOLOGICAL AND PHYSICAL SCIENCES	300101	34	46.58	39	53.42	73
ELECTRICAL & ELECTRONIC TECH. (OTHER)	150399	67	93.06	5	6.94	72
BUSINESS ADMINISTRATION & MGMT (OTHER)	060499	40	57.97	29	42.03	69
FIRE CONTROL & SAFETY TECHNOLOGY	430201	65	97.01	2	2.99	67
PSYCHOLOGY (GENERAL)	420101	18	27.27	48	72.73	66
AUTOMOTIVE TECHNOLOGY	150803	62	95.38	3	4.62	65
DRAFTING (GENERAL)	480101	56	87.50	8	12.50	64
BUSINESS DATA PROGRAMMING	070305	29	48.33	31	51.67	60
SECRETARIAL & RELATED PROGRAMS (GENERAL)	070601	0	0.00	59	100.0	59
ROBOTICS TECHNOLOGY	150405	50	89.29	6	10.71	56
ALLIED HEALTH (OTHER)	179999	1	1.79	55	98.21	56
CHEF/COOK	200403	36	64.29	20	35.71	56
MECHANICAL DESIGN TECHNOLOGY	150805	43	84.31	8	15.69	51
AIRCRAFT MECHANICS, AIRFRAME	470607	50	100.0	0	0.00	50
COSMETOLOGY	120403	2	4.08	47	95.92	49
MENTAL HEALTH/HUMAN SERVICES TECH.	170406	12	24.49	37	75.51	49
OFFICE SUPERVISION AND MANAGEMENT	070401	13	27.08	35	72.92	48
CRIMINAL JUSTICE (OTHER)	430199	32	66.67	16	33.33	48
SOCIAL WORK (GENERAL)	440701	12	25.00	36	75.00	48
ARCHIT. DESIGN & CONSTRUCTION TECHNOLOGY	150101	35	76.09	11	23.91	46
HEAT/AIR/REFRIGERATE MECH. (GEN.)	470201	45	97.83	1	2.17	46
BUSINESS & PERSONAL SERVICES MARKETING,	080201	18	40.91	26	59.09	44
NURSING ASSISTING	170602	1	2.27	43	97.73	44
MECHANICAL DRAFTING	480105	36	61.82	8	18.18	44
SCIENCE TECHNOLOGIES (OTHER)	419999	24	55.81	19	44.19	43
GENERAL OFFICE CLERK	070705	2	4.88	39	95.12	41
PHYSICAL THERAPY ASSISTING	170815	5	12.20	36	87.80	41
MECHANICAL & RELATED TECH. (OTHER)	150899	34	85.00	6	15.00	40
MEDICAL RECORDS TECHNOLOGY	170506	0	0.00	40	100.0	40

**AWARDS CONFERRED BY GENDER AND PROGRAM
JULY 1988 THROUGH JUNE 1989**

PROGRAM	CIPCODE	TOTAL MEN	PERCENT MEN	TOTAL WOMEN	PERCENT WOMEN	TOTAL STUDENTS
ELECTRICAL/ELECTRONICS REPAIR (GEN)	470101	38	95.00	2	5.00	40
WELDING TECHNOLOGY	150610	38	97.44	1	2.56	39
TOOL AND DIE MAKING	480507	36	92.31	3	7.69	39
OCCUPATIONAL THERAPY ASSISTING	170808	1	2.63	37	97.37	38
TRANSPORTATION AND TRAVEL MKTG, OTH	081199	5	13.51	32	86.49	37
RADIO/TV PRODUCTION & BROADCASTING TECH	100104	25	67.57	12	32.43	37
ARCHITECTURAL DRAFTING	480102	25	67.57	12	32.43	37
BUSINESS COMPUTER AND CONSOLE OPERATION	070302	13	37.14	22	62.86	35
INSTRUMENTATION TECHNOLOGY	150404	34	97.14	1	2.86	35
LAW ENFORCEMENT ADMINISTRATION	430108	25	71.43	10	28.57	35
FINE ARTS (GENERAL)	500701	10	28.57	25	71.43	35
SURGICAL TECHNOLOGY	170211	2	5.88	32	94.12	34
RESPIRATORY THERAPY	170818	9	26.47	25	73.53	34
ULTRASOUND TECHNOLOGY	170212	1	3.03	32	96.97	33
EMERGENCY MEDICAL TECH.-PARAMEDIC	170206	21	65.62	11	34.38	32
AIRPLANE PILOTING AND NAVIGATION	490102	31	96.87	1	3.12	32
PRECISION WORK/ASSORTED MAT. (OTHER)	480699	17	54.84	14	45.16	31
RETAILING	080705	9	30.00	21	70.00	30
JOURNALISM (MASS COMMUNICATIONS)	090401	16	53.33	14	46.67	30
PRECISION PRODUCTION (OTHER)	489999	26	86.67	4	13.33	30
BUSINESS DATA PROCESSING & RELATED PROGS	070399	12	41.38	17	58.62	29
PHOTOGRAPHIC TECHNOLOGY	100103	12	41.38	17	58.62	29
MEDICAL LABORATORY TECHNOLOGY	170309	5	17.24	24	82.76	29
HOTEL/MOTEL MANAGEMENT	060701	9	32.14	19	67.86	28
SMALL BUSINESS MANAGEMENT	061801	9	32.14	19	67.86	28
VETERINARIAN ASSISTING	170512	2	7.14	26	92.86	28
AUTOMOTIVE BODY REPAIR	470603	28	100.0	0	0.00	28
INTERIOR DESIGN	040501	5	11.11	24	88.89	27
TRADE & INDUSTRIAL SUPV & MANAGEMENT, GE	062001	21	77.78	6	22.22	27
TRAVEL SERVICES MARKETING	081105	3	11.11	24	88.89	27
CONSUMER, PERSONAL & MISC SERVICES, GENL	129999	0	0.00	27	100.0	27
INDUSTRIAL ELECTRONICS	470105	22	81.48	5	18.52	27
INDUSTRIAL EQUIP. MAINT. & REPAIR (GEN)	470301	27	100.0	0	0.00	27
FASHION MERCHANDISING	080102	0	0.00	26	100.0	26
GENERAL MARKETING (OTHER)	080799	7	28.00	18	72.00	25
GERIATRIC AIDE	170601	2	8.00	23	92.00	25
BIOLOGY (GENERAL)	260101	12	48.00	13	52.00	25
COURT REPORTING	070602	0	0.00	24	100.0	24

**AWARDS CONFERRED BY GENDER AND PROGRAM
JULY 1988 THROUGH JUNE 1989**

PROGRAM	CIPCODE	TOTAL MEN	PERCENT MEN	TOTAL WOMEN	PERCENT WOMEN	TOTAL STUDENTS
SALES	080706	11	47.83	12	52.17	23
COMPUTER TECHNOLOGY	150301	17	73.91	6	26.09	23
QUALITY CONTROL TECHNOLOGY	150702	17	77.27	5	22.73	22
PHARMACY ASSISTING	170507	2	9.09	20	90.91	22
VOCATIONAL HOME ECONOMICS (OTHER)	209999	0	0.00	22	100.0	22
SECURITY SERVICES	430109	20	90.91	2	9.09	22
PRECISION METAL WORK (GENERAL)	480501	22	100.0	0	0.00	22
PRE-LAW	220102	13	61.90	8	38.10	21
MECHANICS AND REPAIRERS (OTHER)	479999	21	100.0	0	0.00	21
REAL ESTATE (GENERAL)	061701	12	60.00	8	40.00	20
COMMUNICATION TECHNOLOGIES (OTHER)	100199	12	60.00	8	40.00	20
ILLUSTRATION DESIGN	500403	4	20.00	16	80.00	20
ELECTROMECHANICAL TECHNOLOGY	150403	17	89.47	2	10.53	19
MISC. MECHANICS & REPAIRERS (OTHER)	470499	18	100.0	0	0.00	18
GRAPHIC & PRINTING COMMUNICATION (GEN)	480201	2	11.11	16	88.89	18
FINANCIAL SERVICES MARKETING (GENERAL)	080401	4	23.53	13	76.47	17
COMPUTER & INFORMATION SCIENCES (GENERAL)	110101	14	82.35	3	17.65	17
ART EDUCATION	131302	4	23.53	13	76.47	17
ENGINEERING (OTHER)	149999	16	94.12	1	5.88	17
ALCOHOL/DRUG ABUSE SPECIALTY	170401	7	41.18	10	58.82	17
CHEMISTRY (GENERAL)	400501	6	37.50	10	62.50	16
CRIMINAL JUSTICE STUDIES	430104	12	75.00	4	25.00	16
SPECIAL EDUCATION (GENERAL)	131001	2	13.33	13	86.67	15
PRE-ELEMENTARY EDUCATION	131204	2	13.33	13	86.67	15
EMERGENCY MEDICAL TECH.-AMBULANCE	170205	6	40.00	9	60.00	15
MEDICAL OFFICE MANAGEMENT	170505	0	0.00	15	100.0	15
OUTDOOR RECREATION	310201	13	86.67	2	13.33	15
BANKING & RELATED FINANCIAL PROGS, GENL	070201	5	35.71	9	64.29	14
ELECTRICAL TECHNOLOGY	150302	13	92.86	1	7.14	14
BIOMEDICAL EQUIPMENT TECHNOLOGY	150401	9	64.29	5	35.71	14
WARD SERVICE MANAGEMENT	170606	1	7.14	13	92.86	14
SOCIAL SCIENCES (OTHER)	459999	1	7.14	13	92.86	14
DIESEL ENGINE MECHANICS	470605	14	100.0	0	0.00	14
BANKING AND FINANCE	060301	3	23.08	10	76.92	13
METALLURGICAL TECHNOLOGY	410303	10	76.92	3	23.08	13
DRAMATIC ARTS	500501	7	53.85	6	46.15	13
EDUCATION OF THE DEAF & HEARING IMPAIRED	131003	1	8.33	11	91.67	12
PHYSICAL EDUCATION	131314	6	50.00	6	50.00	12
FOREIGN LANGUAGES, MULTIPLE EMPHASIS	160101	2	16.67	10	83.33	12

**AWARDS CONFERRED BY GENDER AND PROGRAM
JULY 1988 THROUGH JUNE 1989**

PROGRAM	CIPCODE	TOTAL MEN	PERCENT MEN	TOTAL WOMEN	PERCENT WOMEN	TOTAL STUDENTS
AIRCRAFT MECHANICS, POWER PLANT	470608	12	100.0	0	0.00	12
VEHICLE/MOBILE EQUIP MECH/REPAIR (OTHER)	470699	10	83.33	2	16.67	12
LANDSCAPING	010605	5	45.45	6	54.55	11
LOGGING	030405	11	100.0	0	0.00	11
CLERK-TYPIST	070702	0	0.00	11	100.0	11
PURCHASING	080704	4	36.36	7	63.64	11
INFORMATION SCIENCES AND SYSTEMS	110401	2	18.18	9	81.82	11
WATER & WASTEWATER TECHNOLOGY	150506	10	90.91	1	9.09	11
FOOD SERVICE	200406	4	36.36	7	63.64	11
SPEECH, DEBATE, AND FORENSICS	231001	5	45.45	6	54.55	11
MATHEMATICS (GENERAL)	270101	5	45.45	6	54.55	11
CHEMICAL TECHNOLOGY	410301	6	54.55	5	45.45	11
MUSIC (GENERAL)	500901	6	54.55	5	45.45	11
RESTAURANT MANAGEMENT	060704	5	50.00	5	50.00	10
WARD CLERK	170513	0	0.00	10	100.0	10
PRE-MEDICINE	181801	7	70.00	3	30.00	10
HOME FURNISHINGS AIDE	200506	0	0.00	10	100.0	10
ENGLISH (GENERAL)	230101	5	50.00	5	50.00	10
PLUMBING, PIPE-STEAMFITTING (GENERAL)	460501	9	90.00	1	10.00	10
PLASTIC TECHNOLOGY	150607	8	88.89	1	11.11	9
INDUSTRIAL PRODUCTION TECH. (OTHER)	150699	9	100.0	0	0.00	9
CHILD DEVELOPMENT, CARE & GUIDANCE	200102	1	11.11	8	88.89	9
DIETETIC AID/ASSISTING	200404	1	11.11	8	88.89	9
FOOD PRODUCTION/MGMT/SERVICES (OTHER)	200499	8	88.89	1	11.11	9
HISTORY	450801	7	77.78	2	22.22	9
TRANSPORTATION MANAGEMENT	060705	5	62.50	3	37.50	8
MUSIC EDUCATION	131312	3	37.50	5	62.50	8
DENTAL SERVICES (OTHER)	170199	0	0.00	8	100.0	8
PHYSICAL THERAPY	170813	2	25.00	6	75.00	8
GERIATRIC SERVICES	190705	2	25.00	6	75.00	8
CORRECTIONAL ADMINISTRATION	430101	5	62.50	3	37.50	8
ANIMAL HEALTH	020203	0	0.00	7	100.0	7
ARCHITECTURE	040201	5	71.43	2	28.57	7
CIVIL TECHNOLOGIES (OTHER)	150299	7	100.0	0	0.00	7
FOOD PROCESSING TECHNOLOGY	150602	3	42.86	4	57.14	7
EXERCISE PHYSIOLOGY	170804	1	14.29	6	85.71	7
PRE-PHARMACY	181901	3	42.86	4	57.14	7
CRIMINAL JUSTICE ADMINISTRATION	430103	3	42.86	4	57.14	7
BUSINESS MACHINE REPAIR	470102	7	100.0	0	0.00	7

**AWARDS CONFERRED BY GENDER AND PROGRAM
JULY 1988 THROUGH JUNE 1989**

PROGRAM	CIPCODE	TOTAL MEN	PERCENT MEN	TOTAL WOMEN	PERCENT WOMEN	TOTAL STUDENTS
STATIONARY ENERGY SOURCES (OTHER)	470599	6	85.71	1	14.29	7
VEHICLE/MOBILE EQUIP MECH/REPAIRER (GEN)	470601	7	100.0	0	0.00	7
DRAFTING (OTHER)	480199	7	100.0	0	0.00	7
PRECISION METAL WORK (OTHER)	480599	5	71.43	2	28.57	7
COMPUTER SERVICING TECHNOLOGY	150402	6	100.0	0	0.00	6
MISC. ALLIED HEALTH SERVICES (OTHER)	170599	0	0.00	6	100.0	6
MEDICINE (GENERAL)	181001	1	16.67	5	83.33	6
HISTOLOGY	260606	0	0.00	6	100.0	6
SOCIAL WORK (OTHER)	440799	2	33.33	4	66.67	6
SAILORS AND DECKHANDS	490308	6	100.0	0	0.00	6
RENEWABLE NATURAL RESOURCES (GENERAL)	030101	5	100.0	0	0.00	5
ACCOUNTING	060201	0	0.00	5	100.0	5
TELLER	070205	0	0.00	5	100.0	5
COMPUTER & INFORMATION SCIENCES (OTHER)	119999	1	20.00	4	80.00	5
SPECIAL EDUCATION (OTHER)	131099	0	0.00	5	100.0	5
ENGLISH EDUCATION	131305	0	0.00	5	100.0	5
CIVIL TECHNOLOGY	150201	3	60.00	2	40.00	5
AERONAUTICAL TECHNOLOGY	150801	5	100.0	0	0.00	5
PRE-VETERINARY	182001	0	0.00	5	100.0	5
SYSTEMS SCIENCE	300601	0	0.00	5	100.0	5
COMMUNICATION ELECTRONICS	470103	4	80.00	1	20.00	5
MATERIAL HANDLING	490203	1	20.00	4	80.00	5
ACCOUNTING, BOOKKEEPING & REL PROGS, OTHER	070199	2	50.00	2	50.00	4
STENOGRAPHIC	070607	0	0.00	4	100.0	4
AUTOMOTIVE VEHICLES & ACCESSORIES MARKET	081203	4	100.0	0	0.00	4
PERSONAL SERVICES (OTHER)	120499	0	0.00	4	100.0	4
BUSINESS EDUCATION	131303	1	25.00	3	75.00	4
MATHEMATICS EDUCATION	131311	3	75.00	1	25.00	4
ENVIRONMENTAL CONTROL TECH. (OTHER)	150599	4	100.0	0	0.00	4
DENTAL LABORATORY TECHNOLOGY	170103	4	100.0	0	0.00	4
OPTOMETRIC TECHNOLOGY	170705	1	25.00	3	75.00	4
HOME FURNISHINGS & EQUIP. MGMT. (GENERAL)	200501	0	0.00	4	100.0	4
FLORAL DESIGN	200504	0	0.00	4	100.0	4
GRAPHIC ARTS	210106	1	25.00	3	75.00	4
COMPUTER ELECTRONICS	470104	3	75.00	1	25.00	4
HEAVY EQUIP. MAINTENANCE AND REPAIR	470302	4	100.0	0	0.00	4
INDUSTRIAL MACHINERY MAINT. & REPAIR	470303	4	100.0	0	0.00	4
FORESTRY AND RELATED SCIENCES (GENERAL)	030501	3	100.0	0	0.00	3

AWARDS CONFERRED BY GENDER AND PROGRAM
JULY 1988 THROUGH JUNE 1989

PROGRAM	CIPCODE	TOTAL MEN	PERCENT MEN	TOTAL WOMEN	PERCENT WOMEN	TOTAL STUDENTS
PERSONNEL MANAGEMENT	061601	0	0.00	3	100.0	3
EDUCATIONAL ASSISTING AND TRAINING	070502	1	33.33	2	66.67	3
SHIPPING, RECEIVING, AND STOCK CLERK	070708	3	100.0	0	0.00	3
FUNERAL SERVICES	120301	2	66.67	1	33.33	3
QUALITY CONTROL & SAFETY TECH. (OTHER)	150799	3	100.0	0	0.00	3
PETROLEUM TECHNOLOGY	150903	3	100.0	0	0.00	3
DIAGNOSTIC & TREATMENT SERVICES (OTHER)	170299	3	100.0	0	0.00	3
MENTAL HEALTH/HUMAN SERVICES (OTHER)	170499	0	0.00	3	100.0	3
NURSING (OTHER)	181199	0	0.00	3	100.0	3
OPTOMETRY	181201	2	66.67	1	33.33	3
HUMANITIES AND SOCIAL SCIENCES	300401	1	33.33	2	66.67	3
ECONOMICS	450601	1	33.33	2	66.67	3
SOCIOLOGY	451101	0	0.00	3	100.0	3
ELECTRICIAN	460302	3	100.0	0	0.00	3
COOLING AND REFRIGERATION	470202	2	66.67	1	33.33	3
COMPOSITION, MAKE-UP, & TYPESETTING	480205	1	33.33	2	66.67	3
LITHOGRAPHY/PHOTOGRAPHY/PLATE MAKING	480206	1	33.33	2	66.67	3
WELDING, BRAZING, AND SOLDERING	480508	2	66.67	1	33.33	3
PAINTING	500708	1	33.33	2	66.67	3
MUSIC PERFORMANCE	500903	2	66.67	1	33.33	3
CONSERVATION	030202	2	100.0	0	0.00	2
CONSERVATION AND REGULATION (OTHER)	030299	2	100.0	0	0.00	2
BUSINESS DATA ENTRY EQUIPMENT OPERATION	070303	1	50.00	1	50.00	2
EDUCATIONAL MEDIA TECHNOLOGY	100101	1	50.00	1	50.00	2
ARCHITECTURAL ENGINEERING	140401	2	100.0	0	0.00	2
ARCHITECTURAL TECHNOLOGIES (OTHER)	150199	2	100.0	0	0.00	2
ENERGY CONSERVATION & USE TECHNOLOGY	150503	2	100.0	0	0.00	2
MEDICAL TECHNOLOGY	170310	0	0.00	2	100.0	2
OCCUPATIONAL THERAPY	170807	1	50.00	1	50.00	2
HOME ECONOMICS (GENERAL)	190101	0	0.00	2	100.0	2
FOSTER CARE/FAMILY CARE	200204	0	0.00	2	100.0	2
CUSTODIAL SERVICES	200604	2	100.0	0	0.00	2
LIBRARY ASSISTING	250301	0	0.00	2	100.0	2
PHYSICS (GENERAL)	400801	2	100.0	0	0.00	2
SOCIAL SCIENCES (GENERAL)	450101	0	0.00	2	100.0	2
POLITICAL SCIENCE AND GOVERNMENT	451001	2	100.0	0	0.00	2
MISC. CONSTRUCTION TRADES (OTHER)	460499	1	50.00	1	50.00	2
FOUNDRY WORK	480502	2	100.0	0	0.00	2
PLASTICS	480604	2	100.0	0	0.00	2

89

**AWARDS CONFERRED BY GENDER AND PROGRAM
JULY 1988 THROUGH JUNE 1989**

PROGRAM	CIPCODE	TOTAL MEN	PERCENT MEN	TOTAL WOMEN	PERCENT WOMEN	TOTAL STUDENTS
PHOTOGRAPHY	500605	0	0.00	2	100.0	2
DRAWING	500705	1	50.00	1	50.00	2
MUSIC THEORY AND COMPOSITION	500904	1	50.00	1	50.00	2
AGRI BUSINESS & MGMT (GENERAL)	010101	1	100.0	0	0.00	1
AGRI BUSINESS & MGMT (OTHER)	010199	0	0.00	1	100.0	1
HORTICULTURE (GENERAL)	010601	0	0.00	1	100.0	1
AREA STUDIES (OTHER)	050199	0	0.00	1	100.0	1
LABOR/INDUSTRIAL RELATIONS	061101	1	100.0	0	0.00	1
TYPING, GENL OFFICE & RELATED PROGRAMS	070701	0	0.00	1	100.0	1
DUPLICATING MACHINE OPERATION	070704	1	100.0	0	0.00	1
TYPING, GENL OFFICE & RELATED PROGRAMS	070799	0	0.00	1	100.0	1
RADIO/TELEVISION NEWS BROADCAST	090601	1	100.0	0	0.00	1
RADIO/TELEVISION (GENERAL)	090701	0	0.00	1	100.0	1
EDUCATION OF THE MENTALLY HANDICAPPED	131006	0	0.00	1	100.0	1
FOREIGN LANGUAGES EDUCATION	131306	0	0.00	1	100.0	1
SCIENCE EDUCATION	131316	0	0.00	1	100.0	1
NUCLEAR MEDICAL TECHNOLOGY	170208	0	0.00	1	100.0	1
GERIATRICS	181008	0	0.00	1	100.0	1
PRE-DENTISTRY	181701	1	100.0	0	0.00	1
VETERINARY MEDICINE	182401	0	0.00	1	100.0	1
DIETETICS/HUMAN NUTRITIONAL SERVICES	190503	0	0.00	1	100.0	1
MANUFACTURING/MATERIALS PROCESSING	210107	1	100.0	0	0.00	1
COMPARATIVE LITERATURE	230301	0	0.00	1	100.0	1
RELIGION	380201	1	100.0	0	0.00	1
GEOLOGY	400601	1	100.0	0	0.00	1
OCEANOGRAPHY	400702	1	100.0	0	0.00	1
NUCLEAR POWER PLANT OPERATION TECH.	410202	1	100.0	0	0.00	1
NUCLEAR POWER PLANT RADIATION CONTROL	410203	1	100.0	0	0.00	1
PHYSICAL SCIENCE TECHNOLOGIES (OTHER)	410399	1	100.0	0	0.00	1
FIREFIGHTING	430203	1	100.0	0	0.00	1
PUBLIC ADMINISTRATION	440401	0	0.00	1	100.0	1
INTERNATIONAL RELATIONS	450901	1	100.0	0	0.00	1
MAJOR APPLIANCE REPAIR	470106	1	100.0	0	0.00	1
GRAPHIC/PRINTING COMMUNICATION (OTHER)	480299	0	0.00	1	100.0	1

AWARDS CONFERRED BY GENDER AND PROGRAM
JULY 1988 THROUGH JUNE 1989

PROGRAM	CIPCODE	TOTAL MEN	PERCENT MEN	TOTAL WOMEN	PERCENT WOMEN	TOTAL STUDENTS
METAL FABRICATION	480504	1	100.0	0	0.00	1
WOODWORKING (OTHER)	480799	1	100.0	0	0.00	1
WATER TRANSPORTATION (GENERAL)	490301	1	100.0	0	0.00	1
CERAMICS	500202	0	0.00	1	100.0	1
DANCE	500301	0	0.00	1	100.0	1
DESIGN (OTHER)	500499	0	0.00	1	100.0	1
VISUAL & PERFORMING ARTS (OTHER)	509999	0	0.00	1	100.0	1
		=====	=====	=====	=====	=====
STATE TOTAL		8610	41.89%	11942	58.11%	20552

OF PROGRAMS = 312

**AWARDS CONFERRED BY GENDER AND PROGRAM*
JULY 1989 THROUGH JUNE 1990**

PROGRAM	CIPCODE	TOTAL MEN	PERCENT MEN	TOTAL WOMEN	PERCENT WOMEN	TOTAL STUDENTS
LIBERAL/GENERAL STUDIES	240101	1425	34.01	2765	65.99	4190
NURSING (GENERAL)	181101	122	7.08	1601	92.92	1723
BUSINESS ADMINISTRATION & MGMT (GENERAL)	060401	571	35.64	1031	64.36	1602
GENERAL STUDIES	240102	569	46.34	659	53.66	1228
CORRECTIONS	430102	646	70.37	272	29.63	918
PRACTICAL NURSING	170605	35	7.16	454	92.84	489
ACCOUNTING, BOOKKEEPING & REL PROGS, GENL	070101	136	28.69	338	71.31	474
EDUCATION (GENERAL)	130101	153	37.23	258	62.77	411
ELECTRONIC TECHNOLOGY	150303	341	90.45	36	9.55	377
ACCOUNTING AND COMPUTING	070102	88	23.72	283	76.28	371
WORD PROCESSING	070801	1	0.38	261	99.62	262
BUSINESS AND MANAGEMENT (GENERAL)	060101	102	39.54	156	60.46	258
LAW ENFORCEMENT	430107	183	77.22	54	22.78	237
CONSTRUCTION TRADES (OTHER)	469999	231	98.30	4	1.70	235
ENGINEERING & RELATED TECH. (OTHER)	159999	170	74.89	57	25.11	227
LEGAL ASSISTING	220103	26	13.13	172	86.87	198
PHYSICAL SCIENCES (GENERAL)	400101	110	62.50	66	37.50	176
AUTOMOTIVE MECHANICS	470604	165	93.75	11	6.25	176
LIBERAL/GENERAL STUDIES (OTHER)	240199	72	44.17	91	55.83	163
COMPUTER PROGRAMMING	110201	74	46.25	86	53.75	160
DENTAL HYGIENE	170102	0	0.00	160	100.00	160
DRAFTING AND DESIGN TECHNOLOGY	150202	130	82.28	28	17.72	158
ELEMENTARY EDUCATION	131202	12	7.79	142	92.21	154
CRIMINAL JUSTICE TECHNOLOGY	430105	104	70.75	43	29.25	147
AIR CONDITION, HEAT, & REFRIG. TECH.	150501	137	97.86	3	2.14	140
MARKETING, GENERAL	080708	56	41.18	80	58.82	136
BUSINESS AND MANAGEMENT (OTHER)	069999	44	32.59	91	67.41	135
INDUSTRIAL TECHNOLOGY	150603	124	93.23	9	6.77	133
BUSINESS DATA PROCESSING & REL PROGS, GE	070301	54	40.91	78	59.09	132
MICROCOMPUTER APPLICATIONS	110601	54	43.20	71	56.80	125
CHILD CARE & GUIDANCE MGMT. (GENERAL)	200201	3	2.42	121	97.58	124
MACHINE TOOL OPERATION/MACHINE SHOP	480503	101	89.38	12	10.62	113
RADIOGRAPH MEDICAL TECHNOLOGY	170209	24	22.22	84	77.78	108

**AWARDS ARE LISTED IN DESCENDING ORDER BY THE NUMBER OF GRADUATES.
PROGRAM NAMES ARE THOSE STANDARDIZED BY THE U.S. DEPARTMENT OF EDUCATION.*

**AWARDS CONFERRED BY GENDER AND PROGRAM
JULY 1989 THROUGH JUNE 1990**

PROGRAM	CIPCODE	TOTAL MEN	PERCENT MEN	TOTAL WOMEN	PERCENT WOMEN	TOTAL STUDENTS
COMMERCIAL ART	480203	40	37.74	66	62.26	106
EXECUTIVE SECRETARIAL	070603	0	0.00	103	100.00	103
ENGINEERING (GENERAL)	140101	86	86.87	13	13.13	99
BOOKKEEPING	070103	15	15.79	80	34.21	95
ELECTRICAL & ELECTRONIC TECH. (OTHER)	150399	71	77.17	21	22.83	92
SECRETARIAL & RELATED PROGRAMS (OTHER)	070699	1	1.11	89	98.89	90
MENTAL HEALTH/HUMAN SERVICES ASSIST	170405	13	14.44	77	85.56	90
SECRETARIAL	070606	0	0.00	99	100.00	99
MEDICAL ASSISTING	170503	0	0.00	84	100.00	84
CHEF/COOK	200403	52	62.65	31	37.35	83
BUSINESS ADMINISTRATION & MGMT (OTHER)	060499	29	37.18	49	62.82	78
LEGAL SECRETARIAL	070604	0	0.00	77	100.00	77
PSYCHOLOGY (GENERAL)	420101	16	21.05	60	78.95	76
PRECISION PRODUCTION (OTHER)	489999	71	93.42	5	6.58	76
DATA PROCESSING	110301	39	52.00	36	48.00	75
BIOLOGICAL AND PHYSICAL SCIENCES	200101	33	44.59	41	55.41	74
FIRE CONTROL & SAFETY TECHNOLOGY	430201	70	97.22	2	2.78	72
ARCHIT. DESIGN & CONSTRUCTION TECHNOLOGY	150101	55	82.09	12	17.91	67
MECHANICAL DESIGN TECHNOLOGY	150805	59	89.39	7	10.61	66
SECRETARIAL & RELATED PROGRAMS (GENERAL)	070601	1	1.54	64	98.46	65
DENTAL ASSISTING	170101	0	0.00	65	100.00	65
RESPIRATORY THERAPY TECHNOLOGY	170210	21	32.31	44	67.69	65
FOOD PRODUCTION/MGMT/SERVICES (GENERAL)	200401	35	54.69	29	45.31	64
ALLIED HEALTH (OTHER)	179999	3	4.76	60	95.24	63
CHILD CARE AIDE/ASSISTING	200202	0	0.00	63	100.00	63
MEDICAL SECRETARIAL	070605	1	1.67	59	98.33	60
AIRCRAFT MECHANICS, AIRFRAME	470607	55	94.83	3	5.17	58
MENTAL HEALTH/HUMAN SERVICES TECH.	170406	15	26.79	41	73.21	56
AUTOMOTIVE TECHNOLOGY	150803	51	92.73	4	7.27	55
SOCIAL WORK (GENERAL)	440701	5	9.62	47	90.38	52
ELECTRICAL/ELECTRONICS REPAIR (GEN)	470101	46	88.46	6	11.54	52
DRAFTING (GENERAL)	480101	40	76.92	12	23.08	52
MECHANICAL DRAFTING	480105	39	75.00	13	25.00	52
COSMETOLOGY	120403	2	4.08	47	95.92	49
RESPIRATORY THERAPY	170818	11	22.45	38	77.55	49
NURSING ASSISTING	170602	6	13.04	40	86.96	46

**AWARDS CONFERRED BY GENDER AND PROGRAM
JULY 1989 THROUGH JUNE 1990**

PROGRAM	CIPCODE	TOTAL MEN	PERCENT MEN	TOTAL WOMEN	PERCENT WOMEN	TOTAL STUDENTS
SECONDARY EDUCATION	131205	24	53.33	21	46.67	45
CRIMINAL JUSTICE (OTHER)	430199	32	72.73	12	27.27	44
OFFICE SUPERVISION AND MANAGEMENT	070401	6	13.95	37	86.05	43
RADIO/TV PRODUCTION & BROADCASTING TECH	100104	26	60.47	17	39.53	43
SCIENCE TECHNOLOGIES (OTHER)	419999	30	71.43	12	28.57	42
ELECTROMECHANICAL TECHNOLOGY	150403	39	97.50	1	2.50	40
HOTEL/MOTEL MANAGEMENT	060701	16	42.11	22	57.89	38
CHILD DEVELOPMENT, CARE & GUIDANCE	200102	1	2.63	37	97.37	38
ARCHITECTURAL DRAFTING	480102	28	73.68	10	26.32	38
EMERGENCY MEDICAL TECH.-PARAMEDIC	170206	27	72.97	10	27.03	37
LAW ENFORCEMENT ADMINISTRATION	430108	27	72.97	10	27.03	37
PHYSICAL THERAPY ASSISTING	170815	3	8.33	33	91.67	36
TOOL AND DIE MAKING	480507	30	83.33	6	16.67	36
FINE ARTS (GENERAL)	500701	11	30.56	25	69.44	36
ROBOTICS TECHNOLOGY	150405	33	94.27	2	5.71	35
WELDING TECHNOLOGY	150610	32	91.43	3	8.57	35
MEDICAL RECORDS TECHNOLOGY	170506	0	0.00	35	100.00	35
COMPUTER TECHNOLOGY	150301	26	76.47	8	23.53	34
BUSINESS & PERSONAL SERVICES MARKETING,	080201	11	33.33	22	66.67	33
JOURNALISM (MASS COMMUNICATIONS)	090401	16	48.49	17	51.51	33
PRECISION WORK/ASSORTED MAT. (OTHER)	480699	26	78.79	7	21.21	33
BUSINESS COMPUTER AND CONSOLE OPERATION	070302	8	25.00	24	75.00	32
MECHANICAL & RELATED TECH. (OTHER)	150899	28	87.50	4	12.50	32
AIRPLANE PILOTING AND NAVIGATION	490102	31	96.88	1	3.12	32
GENERAL OFFICE CLERK	070705	1	3.23	30	96.77	31
GERIATRIC AIDE	170601	2	6.45	29	93.55	31
INDUSTRIAL ARTS (OTHER)	210199	4	12.90	27	87.10	31
MECHANICS AND REPAIRERS (OTHER)	479999	27	90.00	3	10.00	30
FASHION MERCHANDISING	080102	2	6.90	27	93.10	29
OCCUPATIONAL THERAPY ASSISTING	170808	3	10.35	26	89.75	29
GENERAL MARKETING (OTHER)	080799	11	39.29	17	60.71	28
CONSUMER, PERSONAL & MISC SERVICES, GENL	129999	2	7.14	26	92.86	28
INDUSTRIAL ELECTRONICS	470105	17	60.71	11	39.29	28
PHOTOGRAPHIC TECHNOLOGY	100103	15	55.56	12	44.44	27
QUALITY CONTROL TECHNOLOGY	150702	20	74.07	7	25.93	27

**AWARDS CONFERRED BY GENDER AND PROGRAM
JULY 1989 THROUGH JUNE 1990**

PROGRAM	CIPCODE	TOTAL MEN	PERCENT MEN	TOTAL WOMEN	PERCENT WOMEN	TOTAL STUDENTS
BIOLOGY (GENERAL)	260101	13	48.15	14	51.85	27
COMMUNICATION ELECTRONICS	470103	15	55.56	12	44.44	27
REAL ESTATE (GENERAL)	061701	10	38.46	16	61.54	26
TRANSPORTATION AND TRAVEL MKTG, OTH	081199	2	7.69	24	92.31	26
SPECIAL EDUCATION (GENERAL)	131001	4	15.39	22	84.61	26
CRIMINAL JUSTICE STUDIES	430104	22	84.62	4	15.38	26
INSTRUMENTATION TECHNOLOGY	150404	24	96.00	1	4.00	25
SMALL BUSINESS MANAGEMENT	061801	8	33.33	16	66.67	24
MEDICAL LABORATORY TECHNOLOGY	170309	5	20.83	19	79.17	24
SURGICAL TECHNOLOGY	170211	1	4.35	22	95.65	23
VET VETERINARIAN ASSISTING	170512	1	4.35	22	95.65	23
VOCATIONAL HOME ECONOMICS (OTHER)	209999	0	0.00	23	100.00	23
HEAT/AIR/REFRIGERATE MECH. (GEN.)	470201	23	100.00	0	0.00	23
PRECISION METAL WORK (GENERAL)	480501	23	100.00	0	0.00	23
TRADE & INDUSTRIAL SUPV & MANAGEMENT, GE	062001	18	81.82	4	18.18	22
BIOMEDICAL EQUIPMENT TECHNOLOGY	150401	20	90.91	2	9.09	22
PRE-LAW	220102	11	50.00	11	50.00	22
COURT REPORTING	070602	3	14.29	18	85.71	21
RETAILING	080705	3	14.29	18	85.71	21
EMERGENCY MEDICAL TECH.-AMBULANCE	170205	11	52.38	10	47.62	21
AUTOMOTIVE BODY REPAIR	470603	19	90.48	2	9.52	21
INTERIOR DESIGN	040501	0	0.00	20	100.00	20
FOOD SERVICE	200406	6	30.00	14	70.00	20
SECURITY SERVICES	430109	10	52.63	9	47.37	19
ELECTRICAL TECHNOLOGY	150302	15	83.33	3	16.67	18
WOODWORKING (OTHER)	480799	15	83.33	3	16.67	18
ILLUSTRATION DESIGN	500403	5	27.78	13	72.22	18
SALES	080706	6	35.29	11	64.71	17
CORRECTIONAL ADMINISTRATION	430101	9	52.94	8	47.06	17
PLUMBING, PIPE-STEAMFITTING (GENERAL)	460501	15	88.24	2	11.76	17
BUSINESS DATA PROCESSING & RELATED PROGS	070399	8	50.00	8	50.00	16
COMMUNICATION TECHNOLOGIES (OTHER)	100199	7	43.75	9	56.25	16
ART EDUCATION	131302	7	43.75	9	56.25	16
ENGINEERING (OTHER)	149999	13	81.25	3	18.75	16
SIGN LANGUAGE INTERPRETING	170410	1	6.25	15	93.75	16
CHEMISTRY (GENERAL)	400501	12	75.00	4	25.00	16
GRAPHIC & PRINTING COMMUNICATION (GEN)	480201	7	43.75	9	56.25	16
TRAVEL SERVICES MARKETING	081105	0	0.00	15	100.00	15

**AWARDS CONFERRED BY GENDER AND PROGRAM
JULY 1989 THROUGH JUNE 1990**

PROGRAM	CIPCODE	TOTAL MEN	PERCENT MEN	TOTAL WOMEN	PERCENT WOMEN	TOTAL STUDENTS
PHYSICAL EDUCATION	131314	10	66.67	5	33.33	15
WATER & WASTEWATER TECHNOLOGY	150506	13	86.67	2	13.33	15
CRIMINAL JUSTICE ADMINISTRATION	430103	11	73.33	4	26.67	15
CLERK-TYPIST	070702	1	7.14	13	92.86	14
EDUCATION OF THE DEAF & HEARING IMPAIRED	131003	0	0.00	14	100.00	14
CIVIL TECHNOLOGIES (OTHER)	150299	14	100.00	0	0.00	14
MENTAL HEALTH/HUMAN SERVICES (OTHER)	170499	4	28.57	10	71.43	14
SOCIAL SCIENCES (GENERAL)	450101	7	50.00	7	50.00	14
AIRCRAFT MECHANICS, POWER PLANT	470608	14	100.00	0	0.00	14
COMPUTER & INFORMATION SCIENCES (GENERAL	110101	10	76.92	3	23.08	13
ARCHITECTURAL TECHNOLOGIES (OTHER)	150199	11	84.62	2	15.38	13
AERONAUTICAL TECHNOLOGY	150801	13	100.00	0	0.00	13
HOME FURNISHINGS AIDE	200506	0	0.00	13	100.00	13
LANDSCAPING	010605	8	66.67	4	33.33	12
RESTAURANT MANAGEMENT	060704	6	50.00	6	50.00	12
BUSINESS DATA PROGRAMMING	070305	8	66.67	4	33.33	12
ELECTRICIAN	460302	11	91.66	1	8.33	12
ELECTRICAL/ELECTRONICS REPAIR (OTHER)	470199	9	75.00	3	25.00	12
DIESEL ENGINE MECHANICS	470605	12	100.00	0	0.00	12
INSTITUTIONAL MANAGEMENT (OTHER)	060799	3	27.27	8	72.73	11
PLASTIC TECHNOLOGY	150607	11	100.00	0	0.00	11
INDUSTRIAL PRODUCTION TECH. (OTHER)	150699	11	100.00	0	0.00	11
DENTAL SERVICES (OTHER)	170199	0	0.00	11	100.00	11
FOOD PRODUCTION/MGMT/SERVICES (OTHER)	200499	4	36.36	7	63.64	11
MUSIC (GENERAL)	500901	3	27.27	8	72.73	11
ANIMAL HEALTH	020203	0	0.00	10	100.00	10
ACCOUNTING	060201	2	20.00	8	80.00	10
TRANSPORTATION MANAGEMENT	060705	6	60.00	4	40.00	10
BANKING & RELATED FINANCIAL PROGS, GENL	070201	2	20.00	8	80.00	10
COMPUTER & INFORMATION SCIENCES (OTHER)	119999	7	70.00	3	30.00	10
WARD CLERK	170513	0	0.00	10	100.00	10
OUTDOOR RECREATION	310201	10	100.00	0	0.00	10
MISC. MECHANICS & REPAIRERS (OTHER)	470499	5	50.00	5	50.00	10
FINANCIAL SERVICES MARKETING (GENERAL)	080401	2	22.22	7	77.78	9
ENERGY CONSERVATION & USE TECHNOLOGY	150503	9	100.00	0	0.00	9
WARD SERVICE MANAGEMENT	170606	1	11.11	8	88.89	9
PRE-MEDICINE	181801	6	66.67	3	33.33	9
PRE-PHARMACY	181901	3	33.33	6	66.67	9

**AWARDS CONFERRED BY GENDER AND PROGRAM
JULY 1989 THROUGH JUNE 1990**

PROGRAM	CIPCODE	TCTAL MEN	PERCENT MEN	TOTAL WOMEN	PERCENT WOMEN	TOTAL STUDENTS
HEALTH SCIENCES (OTHER)	189999	6	66.67	3	33.33	9
GRAPHIC ARTS	210106	4	44.44	5	55.56	9
INDUSTRIAL MACHINERY MAINT. & REPAIR	470303	9	100.00	0	0.00	9
ELECTROMECH/HYDRAULIC/PNEUMATIC REPAIR	470401	9	100.00	0	0.00	9
FOOD PROCESSING TECHNOLOGY	150602	5	62.50	3	37.50	8
DENTAL LABORATORY TECHNOLOGY	170103	8	100.00	0	0.00	8
PHYSICAL THERAPY	170813	0	0.00	8	100.00	8
METALLURGICAL TECHNOLOGY	410303	8	100.00	0	0.00	8
SOCIAL SCIENCES (OTHER)	459999	2	25.00	6	75.00	8
MATERIAL HANDLING	490203	6	75.00	2	25.00	8
PRE-ELEMENTARY EDUCATION	131204	1	14.29	6	85.71	7
COMPUTER SERVICING TECHNOLOGY	150402	5	71.43	2	28.57	7
ULTRASOUND TECHNOLOGY	170212	1	14.29	6	85.71	7
MEDICAL TECHNOLOGY	170310	2	28.57	5	71.43	7
PHARMACY ASSISTING	170507	2	28.57	5	71.43	7
OCCUPATIONAL THERAPY	170807	1	14.29	6	85.71	7
GERIATRIC SERVICES	190705	1	14.29	6	85.71	7
MATHEMATICS (GENERAL)	270101	7	100.00	0	0.00	7
DRAFTING (OTHER)	480199	6	85.71	1	14.29	7
PRECISION METAL WORK (OTHER)	480599	7	100.00	0	0.00	7
DRAMATIC ARTS	500501	4	57.14	3	42.86	7
BANKING AND FINANCE	060301	2	33.33	4	66.67	6
ACCOUNTING, BOOKKEEPING & REL PROGS, OTH	070199	0	0.00	6	100.00	6
BUSINESS DATA ENTRY EQUIPMENT OPERATION	070303	0	0.00	6	100.00	6
TYPING, GENL OFFICE & RELATED PROGRAMS,	070701	0	0.00	6	100.00	6
BUSINESS EDUCATION	131303	2	33.33	4	66.67	6
CHEMICAL TECHNOLOGY	410301	2	33.33	4	66.67	6
HISTORY	450801	4	66.67	2	33.33	6
COMPUTER ELECTRONICS	470104	5	83.33	1	16.67	6
WELDING, BRAZING, AND SOLDERING	480508	6	100.00	0	0.00	6
LOGGING	030405	5	100.00	0	0.00	5
ARCHITECTURE	040201	5	100.00	0	0.00	5
PERSONNEL MANAGEMENT	061601	3	60.00	2	40.00	5
COMMUNICATIONS (GENERAL)	090101	2	40.00	3	60.00	5
LIBRARY ASSISTING	250301	0	0.00	5	100.00	5
ECONOMICS	450601	2	40.00	3	60.00	5
INDUSTRIAL DESIGN	500404	1	20.00	4	80.00	5
INFORMATION SCIENCES AND SYSTEMS	110401	1	25.00	3	75.00	4
SPECIAL EDUCATION (OTHER)	131099	0	0.00	4	100.00	4

**AWARDS CONFERRED BY GENDER AND PROGRAM
JULY 1989 THROUGH JUNE 1990**

PROGRAM	CIPCODE	TOTAL MEN	PERCENT MEN	TOTAL WOMEN	PERCENT WOMEN	TOTAL STUDENTS
MUSIC EDUCATION	131312	2	50.00	2	50.00	4
SCIENCE EDUCATION	131316	3	75.00	1	25.00	4
FOREIGN LANGUAGES, MULTIPLE EMPHASIS	160101	0	0.00	4	100.00	4
ALCOHOL/DRUG ABUSE SPECIALTY	170401	0	0.00	4	100.00	4
MISC. ALLIED HEALTH SERVICES (OTHER)	170599	0	0.00	4	100.00	4
OPTOMETRIC TECHNOLOGY	170705	2	50.00	2	50.00	4
EXERCISE PHYSIOLOGY	170804	0	0.00	4	100.00	4
GERIATRICS	181008	1	25.00	3	75.00	4
PRE-VETERINARY	182001	2	50.00	2	50.00	4
HOME FURNISHINGS & EQUIP. MGMT. (GENERAL	200501	1	25.00	3	75.00	4
ENGLISH (GENERAL)	230101	1	25.00	3	75.00	4
SYSTEMS SCIENCE	300601	0	0.00	4	100.00	4
FIREFIGHTING	430203	4	100.00	0	0.00	4
BUSINESS MACHINE REPAIR	470102	4	100.00	0	0.00	4
COOLING AND REFRIGERATION	470202	4	100.00	0	0.00	4
HEAVY EQUIP. MAINTENANCE AND REPAIR	470302	4	100.00	0	0.00	4
INDUSTRIAL EQUIP. MAINT. & REPAIR (OTHER	470399	4	100.00	0	0.00	4
LITHOGRAPHY/PHOTOGRAPHY/PLATEMAKING	480206	1	25.00	3	75.00	4
AVIATION MANAGEMENT	490104	3	75.00	1	25.00	4
DANCE	500301	0	0.00	4	100.00	4
LABOR/INDUSTRIAL RELATIONS	061101	2	66.67	1	33.33	3
TELLER	070205	0	0.00	3	100.00	3
STENOGRAPHIC	070607	0	0.00	3	100.00	3
FUNERAL SERVICES	120301	3	100.00	0	0.00	3
ENGLISH EDUCATION	131305	0	0.00	3	100.00	3
ENVIRONMENTAL CONTROL TECH. (OTHER)	150599	3	100.00	0	0.00	3
PETROLEUM TECHNOLOGY	150903	3	100.00	0	0.00	3
CHEMISTRY TECHNOLOGY	170302	0	0.00	3	100.00	3
MEDICAL OFFICE MANAGEMENT	170505	0	0.00	3	100.00	3
MEDICINE (GENERAL)	181001	3	100.00	0	0.00	3
VETERINARY MEDICINE	182401	2	66.67	1	33.33	3
DIETETIC AID/ASSISTING	200404	0	0.00	3	100.00	3
FLORAL DESIGN	200504	0	0.00	3	100.00	3
GEOLOGY	400601	3	100.00	0	0.00	3
SOCIAL WORK (OTHER)	440799	2	66.67	1	33.33	3
SOCIOLOGY	451101	1	33.33	2	66.67	3
CARPENTRY	460201	3	100.00	0	0.00	3
STATIONARY ENERGY SOURCES (OTHER)	470599	3	100.00	0	0.00	3
WATER TRANSPORTATION (GENERAL)	490301	3	100.00	0	0.00	3

**AWARDS CONFERRED BY GENDER AND PROGRAM
JULY 1989 THROUGH JUNE 1990**

PROGRAM	CIPCODE	TOTAL MEN	PERCENT MEN	TOTAL WOMEN	PERCENT WOMEN	TOTAL STUDENTS
SAILORS AND DECKHANDS	490308	3	100.00	0	0.00	3
GRAPHIC DESIGN	500402	1	33.33	2	66.67	3
EDUCATIONAL ASSISTING AND TRAINING	070502	1	50.00	1	50.00	2
TYPING, GENL OFFICE & RELATED PROGRAMS, BUSINESS AND OFFICE (OTHER)	070799	0	0.00	2	100.00	2
PURCHASING	079999	0	0.00	2	100.00	2
EDUCATION OF THE MENTALLY HANDICAPPED	080704	0	0.00	2	100.00	2
MATHEMATICS EDUCATION	131006	0	0.00	2	100.00	2
NUCLEAR MEDICAL TECHNOLOGY	131311	2	100.00	0	0.00	2
MEDICINE (OTHER)	170208	1	50.00	1	50.00	2
NURSING (OTHER)	181099	0	0.00	2	100.00	2
NURSING (OTHER)	181199	0	0.00	2	100.00	2
FOSTER CARE/FAMILY CARE	200204	0	0.00	2	100.00	2
MANUFACTURING/MATERIALS PROCESSING	210107	1	50.00	1	50.00	2
HISTOLOGY	260606	0	0.00	2	100.00	2
PHYSICS (GENERAL)	400801	2	100.00	0	0.00	2
BIOLOGICAL LABORATORY TECHNOLOGY	410101	0	0.00	2	100.00	2
FIRE PROTECTION (OTHER)	430299	2	100.00	0	0.00	2
POLITICAL SCIENCE AND GOVERNMENT	451001	2	100.00	0	0.00	2
VEHICLE/MOBILE EQUIP MECH/REPAIR (OTHER)	470699	2	100.00	0	0.00	2
PLASTICS	480604	2	100.00	0	0.00	2
WOODWORKING (GENERAL)	480701	1	50.00	1	50.00	2
CERAMICS	500202	0	0.00	2	100.00	2
PHOTOGRAPHY	500605	2	100.00	0	0.00	2
MUSIC PERFORMANCE	500903	2	100.00	0	0.00	2
RENEWABLE NATURAL RESOURCES (GENERAL)	030101	0	0.00	1	100.00	1
CONSERVATION AND REGULATION (GENERAL)	030201	1	100.00	0	0.00	1
CONSERVATION AND REGULATION (OTHER)	030299	1	100.00	0	0.00	1
FORESTRY AND RELATED SCIENCES (GENERAL)	030501	0	0.00	1	100.00	1
RECEPTIONIST & COMMUNICATION SYSTEMS OPE	070707	0	0.00	1	100.00	1
SHIPPING, RECEIVING, AND STOCK CLERK	070708	1	100.00	0	0.00	1
TOURISM	081104	1	100.00	0	0.00	1
AUTOMOTIVE VEHICLES & ACCESSORIES MARKE	081203	0	0.00	1	100.00	1
ADVERTISING	090201	0	0.00	1	100.00	1
RADIO/TELEVISION (GENERAL)	090701	1	100.00	0	0.00	1
EDUCATIONAL MEDIA TECHNOLOGY	100101	1	100.00	0	0.00	1

**AWARDS CONFERRED BY GENDER AND PROGRAM
JULY 1989 THROUGH JUNE 1990**

PROGRAM	CIPCODE	TOTAL MEN	PERCENT MEN	TOTAL WOMEN	PERCENT WOMEN	TOTAL STUDENTS
PERSONAL SERVICES (GENERAL)	120401	0	0.00	1	100.00	1
PERSONAL SERVICES (OTHER)	120499	0	0.00	1	100.00	1
TEACHER ASSISTING	131501	0	0.00	1	100.00	1
ARCHITECTURAL ENGINEERING	140401	1	100.00	0	0.00	1
ENGINEERING SCIENCE	141301	1	100.00	0	0.00	1
CIVIL TECHNOLOGY	150201	1	100.00	0	0.00	1
LASER ELETRO-OPTIC TECHNOLOGY	150304	1	100.00	0	0.00	1
QUALITY CONTROL & SAFETY TECH. (OTHER)	150799	1	100.00	0	0.00	1
ELECTROCARDIOGRAPH TECHNOLOGY	170203	0	0.00	1	100.00	1
DIAGNOSTIC & TREATMENT SERVICES (OTHER)	170299	0	0.00	1	100.00	1
PRE-DENTISTRY	181701	0	0.00	1	100.00	1
HOME ECONOMICS (GENERAL)	190101	0	0.00	1	100.00	1
DIETIETICS/HUMAN NUTRITIONAL SERVICES	190503	0	0.00	1	100.00	1
HOMEMAKERS AIDE	200606	0	0.00	1	100.00	1
COMPARATIVE LITERATURE	230301	0	0.00	1	100.00	1
SPEECH, DEBATE, AND FORENSICS	231001	1	100.00	0	0.00	1
LIBRARY & ARCHIVAL SCIENCES (GENERAL)	250101	0	0.00	1	100.00	1
HUMANITIES AND SOCIAL SCIENCES	300401	1	100.00	0	0.00	1
COMMUNICATION SKILLS	320103	1	100.00	0	0.00	1
PHILOSOPHY	380101	0	0.00	1	100.00	1
NUCLEAR POWER PLANT OPERATION TECH.	410202	1	100.00	0	0.00	1
PUBLIC AFFAIRS (GENERAL)	440101	0	0.00	1	100.00	1
DEMOGRAPHY	450501	0	0.00	1	100.00	1
MISC. CONSTRUCTION TRADES (OTHER)	460499	0	0.00	1	100.00	1
PIPEFITTING AND STEAMFITTING	460502	1	100.00	0	0.00	1
VEHICLE/MOBILE EQUIP MECH/REPAIRER (GEN)	470601	1	100.00	0	0.00	1
COMPOSITION, MAKE-UP, & TYPESETTING	480205	0	0.00	1	100.00	1
GRAPHIC/PRINTING COMMUNICATION (OTHER)	480299	1	100.00	0	0.00	1
FOUNDRY WORK	480502	1	100.00	0	0.00	1
METAL FABRICATION	480504	0	0.00	1	100.00	1
METAL PATTERNMAKING	480505	1	100.00	0	0.00	1
SHEET METAL	480506	1	100.00	0	0.00	1
TRUCK AND BUS DRIVING	490205	1	100.00	0	0.00	1
MARINA OPERATIONS	490305	1	100.00	0	0.00	1
CRAFTS (GENERAL)	500201	0	0.00	1	100.00	1
DESIGN (OTHER)	500499	0	0.00	1	100.00	1
PRINTMAKING	500710	0	0.00	1	100.00	1
STATE TOTAL		=====	=====	=====	=====	=====
		8526	40.35%	12602	59.65%	21128

OF PROGRAMS = 330

**AWARDS CONFERRED BY MINORITY GROUP AND PROGRAM*
JULY 1988 THROUGH JUNE 1989**

PROGRAM	CIPCODE	BLACK	AMERICAN INDIAN	ASIAN	HISPANIC	TOTAL MINORITY	PERCENT MINORITY
LIBERAL/GENERAL STUDIES	240101	338	35	25	36	434	11.72
NURSING (GENERAL)	181101	132	9	9	14	164	9.98
BUSINESS ADMINISTRATION & MGMT (GENERAL)	060401	113	4	12	16	145	8.66
CORRECTIONS	430102	75	8	1	14	98	11.38
GENERAL STUDIES	240102	43	1	13	8	65	5.66
PRACTICAL NURSING	170605	48	1	2	5	56	12.23
WORD PROCESSING	070801	32	2	1	6	41	12.65
EDUCATION (GENERAL)	130101	22	10	0	8	40	11.56
CHILD CARE AIDE/ASSISTING	200202	32	0	0	0	32	35.56
ELECTRONIC TECHNOLOGY	150303	17	1	8	4	30	6.91
LIBERAL/GENERAL STUDIES (OTHER)	240199	17	3	3	5	28	16.09
CONSTRUCTION TRADES (OTHER)	469999	22	1	1	0	24	6.80
ACCOUNTING AND COMPUTING	070102	13	1	6	3	23	6.52
CRIMINAL JUSTICE TECHNOLOGY	430105	17	0	0	4	21	12.65
MENTAL HEALTH/HUMAN SERVICES TECH.	170400	19	1	0	1	21	42.86
BUSINESS AND MANAGEMENT (GENERAL)	060101	15	2	0	3	20	9.13
COMPUTER PROGRAMMING	110201	13	0	5	1	19	9.05
LAW ENFORCEMENT	430107	14	0	1	2	17	7.59
MEDICAL ASSISTING	170503	12	1	3	1	17	13.60
AUTOMOTIVE MECHANICS	470604	11	1	3	1	16	10.74
ENGINEERING & RELATED TECH. (OTHER)	159999	13	1	0	1	15	6.07
ELEMENTARY EDUCATION	131202	8	1	0	4	13	5.78
MICROCOMPUTER APPLICATIONS	110601	7	0	2	3	12	8.96
LEGAL SECRETARIAL	070604	10	1	0	1	12	14.46
DRAFTING (GENERAL)	480101	3	0	6	3	12	18.75
SECRETARIAL & RELATED PROGRAMS (GENERAL)	070601	7	1	0	4	12	20.34
PHYSICAL SCIENCES (GENERAL)	400101	5	0	4	2	11	5.79
DENTAL HYGIENE	170102	6	0	1	4	11	7.59
GERIATRIC AIDE	170601	11	0	0	0	11	44.00
RESPIRATORY THERAPY TECHNOLOGY	170210	9	0	0	1	10	12.82
BIOLOGICAL AND PHYSICAL SCIENCES	300101	10	0	0	0	10	13.70
PSYCHOLOGY (GENERAL)	420101	7	0	0	3	10	15.15
NURSING ASSISTING	170602	8	0	0	2	10	22.73
RADIO/TV PRODUCTION & BROADCASTING TECH	100104	7	0	0	3	10	27.03

***AWARDS ARE LISTED IN DESCENDING ORDER BY THE NUMBER OF MINORITY GRADUATES.
PROGRAM NAMES ARE THOSE STANDARDIZED BY THE U.S. DEPARTMENT OF EDUCATION.**

**AWARDS CONFERRED BY MINORITY GROUP AND PROGRAM
JULY 1988 THROUGH JUNE 1989**

PROGRAM	CIPCODE	BLACK	AMERICAN INDIAN	ASIAN	HISPANIC	TOTAL MINORITY	PERCENT MINORITY
ALCOHOL/DRUG ABUSE SPECIALTY	170401	9	0	0	1	10	58.82
LEGAL ASSISTING	220103	8	1	0	0	9	6.77
ENGINEERING (GENERAL)	140101	1	0	4	4	9	7.89
FOOD PRODUCTION/MGMT/SERVICES (GENERAL)	200401	7	1	1	0	9	11.84
AUTOMOTIVE TECHNOLOGY	150803	5	0	2	2	9	13.85
MARKETING, GENERAL	080708	5	1	0	2	8	5.26
BUSINESS DATA PROCESSING & REL PROGS, GE	070301	5	0	3	0	8	7.55
EXECUTIVE SECRETARIAL	070603	7	0	1	0	8	7.92
BOOKKEEPING	070103	4	0	4	0	8	8.51
DENTAL ASSISTING	170101	6	1	1	0	8	8.99
DRAFTING AND DESIGN TECHNOLOGY	150202	2	1	4	0	7	5.07
INDUSTRIAL TECHNOLOGY	150603	4	1	1	1	7	5.56
CHILD CARE & GUIDANCE MGMT. (GENERAL)	200201	5	1	0	1	7	6.86
BUSINESS AND MANAGEMENT (OTHER)	069999	6	0	1	0	7	7.45
SECRETARIAL	070606	4	1	1	1	7	8.75
ELECTRICAL & ELECTRONIC TECH. (OTHER)	150399	4	2	0	1	7	9.72
BUSINESS DATA PROGRAMMING	070305	2	0	3	2	7	11.67
SOCIAL WORK (GENERAL)	440701	7	0	0	0	7	14.58
OCCUPATIONAL THERAPY ASSISTING	170808	7	0	0	0	7	18.42
WARD SERVICE MANAGEMENT	170606	7	0	0	0	7	50.00
INFORMATION SCIENCES AND SYSTEMS	110401	6	1	0	0	7	63.64
ACCOUNTING, BOOKKEEPING & REL PROGS, GENL	070101	4	1	1	0	6	1.28
RADIOGRAPH MEDICAL TECHNOLOGY	170209	5	0	0	1	6	5.45
MACHINE TOOL OPERATION/MACHINE SHOP	480503	3	1	2	0	6	6.38
MENTAL HEALTH/HUMAN SERVICES ASSIST	170405	5	1	0	0	6	7.41
MEDICAL SECRETARIAL	070605	2	0	0	4	6	7.50
SECRETARIAL & RELATED PROGRAMS (OTHER)	070699	6	0	0	0	6	7.89
DATA PROCESSING	110301	4	0	0	2	6	7.89
FASHION MERCHANDISING	080102	4	0	0	2	6	23.08
BUSINESS COMPUTER AND CONSOLE OPERATION	070302	4	0	1	0	5	14.29
SURGICAL TECHNOLOGY	170211	4	0	0	1	5	14.71
RESPIRATORY THERAPY	170818	4	0	0	1	5	14.71
BUSINESS DATA PROCESSING & RELATED PROGS	070399	1	1	3	0	5	17.24
COMPUTER TECHNOLOGY	150301	2	0	3	0	5	21.74

**AWARDS CONFERRED BY MINORITY GROUP AND PROGRAM
JULY 1988 THROUGH JUNE 1989**

PROGRAM	CIPCODE	BLACK	AMERICAN INDIAN	ASIAN	HISPANIC	TOTAL MINORITY	PERCENT MINORITY
COMMERCIAL ART	480203	1	0	2	1	4	3.08
AIR CONDITION, HEAT, & REFRIG. TECH.	150501	2	0	0	2	4	3.60
ROBOTICS TECHNOLOGY	150405	2	0	0	2	4	7.14
CHEF/COOK	200403	3	1	0	0	4	7.14
GENERAL OFFICE CLERK	070705	4	0	0	0	4	9.76
WELDING TECHNOLOGY	150610	1	1	1	1	4	10.26
TRANSPORTATION AND TRAVEL MKTG, OTH	081199	2	0	1	1	4	10.81
MEDICAL LABORATORY TECHNOLOGY	170309	4	0	0	0	4	13.79
AUTOMOTIVE BODY REPAIR	470603	0	1	3	0	4	14.29
PHARMACY ASSISTING	170507	2	0	2	0	4	18.18
SECURITY SERVICES	430109	3	0	0	1	4	18.18
DIETETIC AID/ASSISTING	200404	4	0	0	0	4	44.44
ALLIED HEALTH (OTHER)	179999	2	0	0	1	3	5.36
COSMETOLOGY	120403	1	1	0	1	3	6.12
OFFICE SUPERVISION AND MANAGEMENT	070401	3	0	0	0	3	6.25
HEAT/AIR/REFRIGERATE MECH. (GEN.)	470201	2	0	1	0	3	6.52
LAW ENFORCEMENT ADMINISTRATION	430108	1	0	0	2	3	8.57
FINE ARTS (GENERAL)	500701	1	1	0	1	3	8.57
PHOTOGRAPHIC TECHNOLOGY	100103	1	0	1	1	3	10.34
HOTEL/MOTEL MANAGEMENT	060701	2	0	0	1	3	10.71
ELECTROMECHANICAL TECHNOLOGY	150403	1	0	0	2	3	15.79
SPECIAL EDUCATION (GENERAL)	131001	3	0	0	0	3	20.00
METALLURGICAL TECHNOLOGY	410303	0	0	2	1	3	23.08
MATHEMATICS (GENERAL)	270101	2	0	1	0	3	27.27
DENTAL LABORATORY TECHNOLOGY	170103	3	0	0	0	3	75.00
SECONDARY EDUCATION	131205	2	0	0	0	2	2.08
MECHANICAL DESIGN TECHNOLOGY	150805	1	0	1	0	2	3.92
CRIMINAL JUSTICE (OTHER)	430199	0	1	0	1	2	4.17
ARCHIT. DESIGN & CONSTRUCTION TECHNOLOGY	150101	0	1	1	0	2	4.35
SCIENCE TECHNOLOGIES (OTHER)	419999	2	0	0	0	2	4.65
PHYSICAL THERAPY ASSISTING	170815	1	0	1	0	2	4.88
MECHANICAL & RELATED TECH. (OTHER)	150899	1	0	1	0	2	5.00
TOOL AND DIE MAKING	480507	2	0	0	0	2	5.13
ARCHITECTURAL DRAFTING	480102	1	0	0	1	2	5.41
EMERGENCY MEDICAL TECH.-PARAMEDIC	170206	1	0	0	1	2	6.25
JOURNALISM (MASS COMMUNICATIONS)	090401	2	0	0	0	2	6.67
SMALL BUSINESS MANAGEMENT	061801	2	0	0	0	2	7.14
INTERIOR DESIGN	040501	2	0	0	0	2	7.41

**AWARDS CONFERRED BY MINORITY GROUP AND PROGRAM
JULY 1988 THROUGH JUNE 1989**

PROGRAM	CIPCODE	BLACK	AMERICAN INDIAN	ASIAN	HISPANIC	TOTAL MINORITY	PERCENT MINORITY
PRECISION METAL WORK (GENERAL)	480501	0	2	0	0	2	9.09
ILLUSTRATION DESIGN	500403	1	0	1	0	2	10.00
MISC. MECHANICS & REPAIRERS (OTHER)	470499	2	0	0	0	2	11.11
CLERK-TYPIST	070702	1	1	0	0	2	18.18
FOOD SERVICE	200406	2	0	0	0	2	18.18
SPEECH, DEBATE, AND FORENSICS	231001	1	0	0	1	2	18.18
CRIMINAL JUSTICE ADMINISTRATION	430103	2	0	0	0	2	28.57
SOCIAL WORK (OTHER)	440799	2	0	0	0	2	33.33
HEAVY EQUIP. MAINTENANCE AND REPAIR	470302	0	2	0	0	2	50.00
BUSINESS ADMINISTRATION & MGMT (OTHER)	060499	0	1	0	0	1	1.45
FIRE CONTROL & SAFETY TECHNOLOGY	430201	0	0	1	0	1	1.49
BUSINESS & PERSONAL SERVICES MARKETING,	080201	1	0	0	0	1	2.27
MECHANICAL DRAFTING	480105	0	1	0	0	1	2.27
ELECTRICAL/ELECTRONICS REPAIR (GEN)	470101	1	0	0	0	1	2.50
INSTRUMENTATION TECHNOLOGY	150404	1	0	0	0	1	2.86
PRECISION WORK/ASSORTED MAT. (OTHER)	480699	1	0	0	0	1	3.23
PRECISION PRODUCTION (OTHER)	489999	1	0	0	0	1	3.33
TRADE & INDUSTRIAL SUPV & MANAGEMENT, GE	062001	1	0	0	0	1	3.70
INDUSTRIAL EQUIP. MAINT. & REPAIR (GEN)	470301	1	0	0	0	1	3.70
GENERAL MARKETING (OTHER)	080799	1	0	0	0	1	4.00
QUALITY CONTROL TECHNOLOGY	150702	0	0	0	1	1	4.55
VOCATIONAL HOME ECONOMICS (OTHER)	209999	0	0	1	0	1	4.55
PRE-LAW	220102	1	0	0	0	1	4.76
MECHANICS AND REPAIRERS (OTHER)	479999	1	0	0	0	1	4.76
COMMUNICATION TECHNOLOGIES (OTHER)	100199	0	0	0	1	1	5.00
FINANCIAL SERVICES MARKETING (GENERAL)	080401	1	0	0	0	1	5.88
COMPUTER & INFORMATION SCIENCES (GENERAL)	110101	0	0	1	0	1	5.88
ART EDUCATION	131302	1	0	0	0	1	5.88
CRIMINAL JUSTICE STUDIES	430104	0	1	0	0	1	6.25
EMERGENCY MEDICAL TECH.-AMBULANCE	170205	1	0	0	0	1	6.67
OUTDOOR RECREATION	310201	1	0	0	0	1	6.67
DRAMATIC ARTS	500501	1	0	0	0	1	7.69
EDUCATION OF THE DEAF & HEARING IMPAIRED	131003	1	0	0	0	1	8.33
PHYSICAL EDUCATION	131314	1	0	0	0	1	8.33
FOREIGN LANGUAGES, MULTIPLE EMPHASIS	160101	0	0	1	0	1	8.33
VEHICLE/MOBILE EQUIP MECH/REPAIR (OTHER)	470699	1	0	0	0	1	8.33
LOGGING	030405	0	1	0	0	1	9.09
MUSIC (GENERAL)	500901	1	0	0	0	1	9.09

**AWARDS CONFERRED BY MINORITY GROUP AND PROGRAM
JULY 1988 THROUGH JUNE 1989**

PROGRAM	CIPCODE	BLACK	AMERICAN INDIAN	ASIAN	HISPANIC	TOTAL MINORITY	PERCENT MINORITY
RESTAURANT MANAGEMENT	060704	0	0	0	1	1	10.00
WARD CLERK	170513	0	0	1	0	1	10.00
ENGLISH (GENERAL)	230101	1	0	0	0	1	10.00
PLASTIC TECHNOLOGY	150607	0	1	0	0	1	11.11
CHILD DEVELOPMENT, CARE & GUIDANCE	200102	1	0	0	0	1	11.11
HISTORY	450801	0	0	0	1	1	11.11
MUSIC EDUCATION	131312	1	0	0	0	1	12.50
DENTAL SERVICES (OTHER)	170199	1	0	0	0	1	12.50
PHYSICAL THERAPY	170813	1	0	0	0	1	12.50
CORRECTIONAL ADMINISTRATION	430101	1	0	0	0	1	12.50
ARCHITECTURE	040201	0	0	1	0	1	14.29
CIVIL TECHNOLOGIES (OTHER)	150299	1	0	0	0	1	14.29
HISTOLOGY	260606	1	0	0	0	1	16.67
AUTOMOTIVE VEHICLES & ACCESSORIES MARKET	081203	1	0	0	0	1	25.00
BUSINESS EDUCATION	131303	1	0	0	0	1	25.00
HOME FURNISHINGS & EQUIP. MGMT. (GENERAL)	200501	1	0	0	0	1	25.00
COMPUTER ELECTRONICS	470104	1	0	0	0	1	25.00
EDUCATIONAL ASSISTING AND TRAINING	070502	1	0	0	0	1	33.33
FUNERAL SERVICES	120301	1	0	0	0	1	33.33
ECONOMICS	450601	0	1	0	0	1	33.33
SOCIOLOGY	451101	1	0	0	0	1	33.33
WELDING, BRAZING, AND SOLDERING	480508	0	0	0	1	1	33.33
BUSINESS DATA ENTRY EQUIPMENT OPERATION	070303	0	0	0	1	1	50.00
PHOTOGRAPHY	500605	1	0	0	0	1	50.00
DRAWING	500705	1	0	0	0	1	50.00
DIETETICS/HUMAN NUTRITIONAL SERVICES	190503	0	0	0	1	1	100.0
METAL FABRICATION	480504	1	0	0	0	1	100.0
VISUAL & PERFORMING ARTS (OTHER)	509999	0	0	0	1	1	100.0
		=====	=====	=====	=====	=====	
STATE TOTAL			1390	118	167	219	1894

OF PROGRAMS = 172

**AWARDS CONFERRED BY MINORITY GROUP AND PROGRAM*
JULY 1989 THROUGH JUNE 1990**

PROGRAM	CIPCODE	BLACK	AMERICAN INDIAN	ASIAN	HISPANIC	TOTAL MINORITY	PERCENT MINORITY
LIBERAL/GENERAL STUDIES	240101	493	31	24	47	595	14.20
NURSING (GENERAL)	181101	123	13	12	13	161	9.34
BUSINESS ADMINISTRATION & MGMT (GENERAL)	060401	125	7	4	21	157	9.80
CORRECTIONS	430102	81	14	0	27	122	13.29
GENERAL STUDIES	240102	35	6	13	6	60	4.89
EDUCATION (GENERAL)	130101	25	9	1	10	45	10.95
BUSINESS AND MANAGEMENT (GENERAL)	060101	22	2	3	8	35	13.57
PRACTICAL NURSING	170605	20	6	3	3	32	6.54
ELECTRONIC TECHNOLOGY	150303	15	1	7	4	27	7.16
DENTAL HYGIENE	170102	5	0	0	18	23	14.37
MENTAL HEALTH/HUMAN SERVICES TECH.	170406	20	1	0	1	22	39.29
LEGAL ASSISTING	220103	13	0	3	5	21	10.61
LIBERAL/GENERAL STUDIES (OTHER)	240199	18	0	1	1	20	12.27
ACCOUNTING, BOOKKEEPING & REL PROGS, GENL	070101	10	4	2	3	19	4.01
LAW ENFORCEMENT	430107	12	3	1	2	18	7.59
ACCOUNTING AND COMPUTING	070102	12	1	2	2	17	4.58
ENGINEERING & RELATED TECH. (OTHER)	159999	4	3	6	3	16	7.05
DATA PROCESSING	110301	12	0	3	1	16	21.33
PHYSICAL SCIENCES (GENERAL)	400101	14	0	1	0	15	8.52
CRIMINAL JUSTICE TECHNOLOGY	430105	8	2	0	5	15	10.20
COMPUTER PROGRAMMING	110201	10	0	4	0	14	8.75
CHILD CARE & GUIDANCE MGMT. (GENERAL)	200201	14	0	0	0	14	11.29
WORD PROCESSING	070801	2	1	3	7	13	4.96
BUSINESS AND MANAGEMENT (OTHER)	069999	11	1	1	0	13	9.63
MENTAL HEALTH/HUMAN SERVICES ASSIST	170405	12	0	0	1	13	14.44
NURSING ASSISTING	170602	10	1	0	2	13	28.26
AUTOMOTIVE MECHANICS	470604	5	0	2	5	12	6.82
BUSINESS DATA PROCESSING & REL PROGS, GE	070301	2	3	5	2	12	9.09
SOCIAL WORK (GENERAL)	440701	7	1	1	3	12	23.08
EXECUTIVE SECRETARIAL	070603	8	1	0	2	11	10.68
MACHINE TOOL OPERATION/MACHINE SHOP	480503	3	1	4	2	10	8.85
ENGINEERING (GENERAL)	140101	5	0	4	1	10	10.10
CHEF/COOK	200403	8	0	0	2	10	12.05
FOOD PRODUCTION/MGMT/SERVICES (GENERAL)	200401	9	0	1	0	10	15.63
PSYCHOLOGY (GENERAL)	420101	8	1	0	0	9	11.84

*AWARDS ARE LISTED IN DESCENDING ORDER BY THE NUMBER OF MINORITY GRADUATES.
PROGRAM NAMES ARE THOSE STANDARDIZED BY THE U.S. DEPARTMENT OF EDUCATION.

**AWARDS CONFERRED BY MINORITY GROUP AND PROGRAM
JULY 1989 THROUGH JUNE 1990**

PROGRAM	CIPCODE	BLACK	AMERICAN INDIAN	ASIAN	HISPANIC	TOTAL MINORITY	PERCENT MINORITY
BIOLOGICAL AND PHYSICAL SCIENCES	300101	8	0	0	1	9	12.16
GENERAL OFFICE CLERK	070705	7	1	0	1	9	29.03
ELEMENTARY EDUCATION	131202	3	3	0	2	8	5.19
COMMERCIAL ART	480203	0	2	2	4	8	7.55
CHILD CARE AIDE/ASSISTING	200202	4	1	0	3	8	12.70
HEAT/AIR/REFRIGERATE MECH. (GEN.)	470201	3	1	3	1	8	34.78
MARKETING, GENERAL	080708	7	0	0	0	7	5.15
RADIOGRAPH MEDICAL TECHNOLOGY	170209	4	1	1	1	7	6.48
DENTAL ASSISTING	170101	4	1	0	2	7	10.77
MEDICAL SECRETARIAL	070605	5	1	0	1	7	11.67
GERIATRIC AIDE	170601	6	0	0	1	7	22.58
MENTAL HEALTH/HUMAN SERVICES (OTHER)	170499	7	0	0	0	7	50.00
SECRETARIAL	070606	5	1	0	0	6	6.74
DRAFTING (GENERAL)	430101	0	0	5	1	6	11.54
INDUSTRIAL TECHNOLOGY	150603	4	0	0	1	5	3.76
MICROCOMPUTER APPLICATIONS	110601	4	0	1	0	5	4.00
ELECTRICAL & ELECTRONIC TECH. (OTHER)	150399	3	0	1	1	5	5.43
LEGAL SECRETARIAL	070604	4	0	0	1	5	6.49
ARCHIT. DESIGN & CONSTRUCTION TECHNOLOGY	150101	3	1	1	0	5	7.46
SECRETARIAL & RELATED PROGRAMS (GENERAL)	070601	3	0	0	2	5	7.69
MECHANICS AND REPAIRERS (OTHER)	479999	4	1	0	0	5	16.67
COMMUNICATION ELECTRONICS	470103	4	0	0	1	5	18.52
INTERIOR DESIGN	040501	4	0	0	1	5	25.00
AIR CONDITION, HEAT, & REFRIG. TECH.	150501	4	0	0	0	4	2.86
BUSINESS ADMINISTRATION & MGMT (OTHER)	060499	1	1	2	0	4	5.13
PRECISION PRODUCTION (OTHER)	489999	3	0	1	0	4	5.26
MECHANICAL DESIGN TECHNOLOGY	150805	3	1	0	0	4	6.06
RESPIRATORY THERAPY TECHNOLOGY	170210	3	0	0	1	4	6.15
ELECTRICAL/ELECTRONICS REPAIR (GEN)	470101	2	0	1	1	4	7.69
OFFICE SUPERVISION AND MANAGEMENT	070401	2	0	0	2	4	9.30
ELECTROMECHANICAL TECHNOLOGY	150403	2	1	0	1	4	10.00
HOTEL/MOTEL MANAGEMENT	060701	2	0	1	1	4	10.53
CHILD DEVELOPMENT, CARE & GUIDANCE	200102	2	0	0	2	4	10.53
SURGICAL TECHNOLOGY	170211	2	1	1	0	4	17.39
AUTOMOTIVE BODY REPAIR	470603	1	0	1	2	4	19.05
WARD SERVICE MANAGEMENT	170606	3	0	0	1	4	44.44
DENTAL LABORATORY TECHNOLOGY	170103	2	0	0	2	4	50.00
DRAFTING AND DESIGN TECHNOLOGY	150202	1	0	1	1	3	1.90

**AWARDS CONFERRED BY MINORITY GROUP AND PROGRAM
JULY 1989 THROUGH JUNE 1990**

PROGRAM	CIPCODE	BLACK	AMERICAN INDIAN	ASIAN	HISPANIC	TOTAL MINORITY	PERCENT MINORITY
BOOKKEEPING	070103	1	0	1	1	3	3.16
ALLIED HEALTH (OTHER)	179999	2	1	0	0	3	4.76
AIRCRAFT MECHANICS, AIRFRAME	470607	1	2	0	0	3	5.17
MECHANICAL DRAFTING	480105	1	1	1	0	3	5.77
RESPIRATORY THERAPY	170818	3	0	0	0	3	6.12
RADIO/TV PRODUCTION & BROADCASTING TECH	100104	2	0	0	1	3	6.98
SCIENCE TECHNOLOGIES (OTHER)	419999	3	0	0	0	3	7.14
LAW ENFORCEMENT ADMINISTRATION	430108	1	0	0	2	3	8.11
ROBOTICS TECHNOLOGY	150405	1	0	0	2	3	8.57
JOURNALISM (MASS COMMUNICATIONS)	090401	2	0	0	1	3	9.09
INDUSTRIAL ARTS (OTHER)	210199	2	0	1	0	3	9.68
QUALITY CONTROL TECHNOLOGY	150702	3	0	0	0	3	11.11
BIOLOGY (GENERAL)	260101	2	1	0	0	3	11.11
CRIMINAL JUSTICE STUDIES	430104	2	0	1	0	3	11.54
SMALL BUSINESS MANAGEMENT	061801	1	0	0	2	3	12.50
RETAILING	080705	2	1	0	0	3	14.29
CORRECTIONAL ADMINISTRATION	430101	2	0	1	0	3	17.65
CLERK-TYPIST	070702	2	0	0	1	3	21.43
COMPUTER & INFORMATION SCIENCES (GENERAL)	110101	0	0	3	0	3	23.08
INDUSTRIAL DESIGN	500404	2	1	0	0	3	60.00
DIETETIC AID/ASSISTING	200404	2	0	1	0	3	100.0
AUTOMOTIVE TECHNOLOGY	150803	1	1	0	0	2	3.64
COSMETOLOGY	120403	2	0	0	0	2	4.08
EMERGENCY MEDICAL TECH.-PARAMEDIC	170206	1	0	0	1	2	5.41
TOOL AND DIE MAKING	480507	1	0	1	0	2	5.56
MEDICAL RECORDS TECHNOLOGY	170506	1	0	1	0	2	5.71
MECHANICAL & RELATED TECH. (OTHER)	150899	0	1	0	1	2	6.25
FASHION MERCHANDISING	080102	2	0	0	0	2	6.90
OCCUPATIONAL THERAPY ASSISTING	170808	2	0	0	0	2	6.90
PHOTOGRAPHIC TECHNOLOGY	100103	2	0	0	0	2	7.41
PRECISION METAL WORK (GENERAL)	480501	1	0	0	1	2	8.70
PRE-LAW	220102	2	0	0	0	2	9.09
COURT REPORTING	070602	1	0	1	0	2	9.52
SECURITY SERVICES	430109	0	0	0	2	2	10.53
WOODWORKING (OTHER)	480799	2	0	0	0	2	11.11
SALES	080706	1	0	0	1	2	11.76
PLUMBING, PIPE-STEAMFITTING (GENERAL)	460501	2	0	0	0	2	11.76
ART EDUCATION	131302	2	0	0	0	2	12.50

**AWARDS CONFERRED BY MINORITY GROUP AND PROGRAM
JULY 1989 THROUGH JUNE 1990**

PROGRAM	CIPCODE	BLACK	AMERICAN INDIAN	ASIAN	HISPANIC	TOTAL MINORITY	PERCENT MINORITY
PHYSICAL EDUCATION	131314	1	0	0	1	2	13.33
CRIMINAL JUSTICE ADMINISTRATION	430103	2	0	0	0	2	13.33
EDUCATION OF THE DEAF & HEARING IMPAIRED	131003	1	0	0	1	2	14.29
BUSINESS DATA PROGRAMMING	070305	1	0	1	0	2	16.67
ANIMAL HEALTH	020203	2	0	0	0	2	20.00
MISC. MECHANICS & REPAIRERS (OTHER)	470499	2	0	0	0	2	20.00
PRE-MEDICINE	181801	0	1	1	0	2	22.22
GRAPHIC ARTS	210106	1	0	0	1	2	22.22
FOOD PROCESSING TECHNOLOGY	150602	0	0	2	0	2	25.00
SOCIAL SCIENCES (OTHER)	459999	0	2	0	0	2	25.00
PHARMACY ASSISTING	170507	2	0	0	0	2	28.57
HOME FURNISHINGS & EQUIP. MGMT. (GENERAL)	200501	2	0	0	0	2	50.00
STENOGRAPHIC	070607	2	0	0	0	2	66.67
EDUCATIONAL ASSISTING AND TRAINING	070502	1	1	0	0	2	100.0
CERAMICS	500202	2	0	0	0	2	100.0
FIRE CONTROL & SAFETY TECHNOLOGY	430201	1	0	0	0	1	1.39
SECONDARY EDUCATION	131205	0	1	0	0	1	2.22
ARCHITECTURAL DRAFTING	480102	0	0	0	1	1	2.63
WELDING TECHNOLOGY	150610	0	1	0	0	1	2.86
COMPUTER TECHNOLOGY	150301	1	0	0	0	1	2.94
BUSINESS & PERSONAL SERVICES MARKETING	080201	1	0	0	0	1	3.03
BUSINESS COMPUTER AND CONSOLE OPERATION	070302	0	0	1	0	1	3.12
AIRPLANE PILOTING AND NAVIGATION	490102	0	1	0	0	1	3.12
GENERAL MARKETING (OTHER)	080799	1	0	0	0	1	3.57
INDUSTRIAL ELECTRONICS	470105	1	0	0	0	1	3.57
TRANSPORTATION AND TRAVEL MKTG, OTH	081199	0	0	0	1	1	3.85
SPECIAL EDUCATION (GENERAL)	131001	1	0	0	0	1	3.85
INSTRUMENTATION TECHNOLOGY	150404	1	0	0	0	1	4.00
MEDICAL LABORATORY TECHNOLOGY	170309	1	0	0	0	1	4.17
TRADE & INDUSTRIAL SUPV & MANAGEMENT, GE	062001	1	0	0	0	1	4.55
BIOMEDICAL EQUIPMENT TECHNOLOGY	150401	0	0	1	0	1	4.55
EMERGENCY MEDICAL TECH.-AMBULANCE	170205	0	0	0	1	1	4.76
FOOD SERVICE	200406	0	0	0	1	1	5.00
ILLUSTRATION DESIGN	500403	1	0	0	0	1	5.56
BUSINESS DATA PROCESSING & RELATED PROGS	070399	1	0	0	0	1	6.25
TRAVEL SERVICES MARKETING	081105	0	0	0	1	1	6.67
HOME FURNISHINGS AIDE	200506	0	0	0	1	1	7.69
DENTAL SERVICES (OTHER)	170199	1	0	0	0	1	9.09

**AWARDS CONFERRED BY MINORITY GROUP AND PROGRAM
JULY 1989 THROUGH JUNE 1990**

PROGRAM	CIPCODE	BLACK	AMERICAN INDIAN	ASIAN	HISPANIC	TOTAL MINORITY	PERCENT MINORITY
MUSIC (GENERAL)	500901	0	0	1	0	1	9.09
ACCOUNTING	060201	0	1	0	0	1	10.00
BANKING & RELATED FINANCIAL PROGS, GENL	070201	1	0	0	0	1	10.00
WARD CLERK	170513	1	0	0	0	1	10.00
OUTDOOR RECREATION	310201	0	0	1	0	1	10.00
PRE-PHARMACY	181901	0	0	1	0	1	11.11
PHYSICAL THERAPY	170813	1	0	0	0	1	12.50
ELECTRICAL/ELECTRONICS REPAIR (OTHER)	470199	1	0	0	0	1	12.50
MEDICAL TECHNOLOGY	170310	0	0	0	1	1	14.29
OCCUPATIONAL THERAPY	170807	1	0	0	0	1	14.29
MATHEMATICS (GENERAL)	270101	0	0	1	0	1	14.29
PRECISION METAL WORK (OTHER)	480599	0	1	0	0	1	14.29
DRAMATIC ARTS	500501	1	0	0	0	1	14.29
BANKING AND FINANCE	060301	1	0	0	0	1	16.67
TYPING, GENL OFFICE & RELATED PROGRAMS,	070701	1	0	0	0	1	16.67
CHEMICAL TECHNOLOGY	410301	1	0	0	0	1	16.67
LOGGING	030405	0	1	0	0	1	20.00
OPTOMETRIC TECHNOLOGY	170705	0	0	1	0	1	25.00
SYSTEMS SCIENCE	300601	0	1	0	0	1	25.00
FIREFIGHTING	430203	0	0	0	1	1	25.00
BUSINESS MACHINE REPAIR	470102	1	0	0	0	1	25.00
DANCE	500301	1	0	0	0	1	25.00
ENVIRONMENTAL CONTROL TECH. (OTHER)	150599	0	0	1	0	1	33.33
MEDICAL OFFICE MANAGEMENT	170505	0	1	0	0	1	33.33
BUSINESS AND OFFICE (OTHER)	079999	1	0	0	0	1	50.00
NURSING (OTHER)	181199	1	0	0	0	1	50.00
HISTOLOGY	260606	1	0	0	0	1	50.00
FIRE PROTECTION (OTHER)	430299	0	0	0	1	1	50.00
PLASTICS	480604	0	1	0	0	1	50.00
ELECTROCARDIOGRAPH TECHNOLOGY	170203	0	0	0	1	1	100.0
METAL FABRICATION	480504	1	0	0	0	1	100.0
		=====	=====	=====	=====	=====	
STATE TOTAL		1416	153	157	275	2001	

OF PROGRAMS = 180

129

69/90

130

YEAR-END ENROLLMENTS

71/72

131

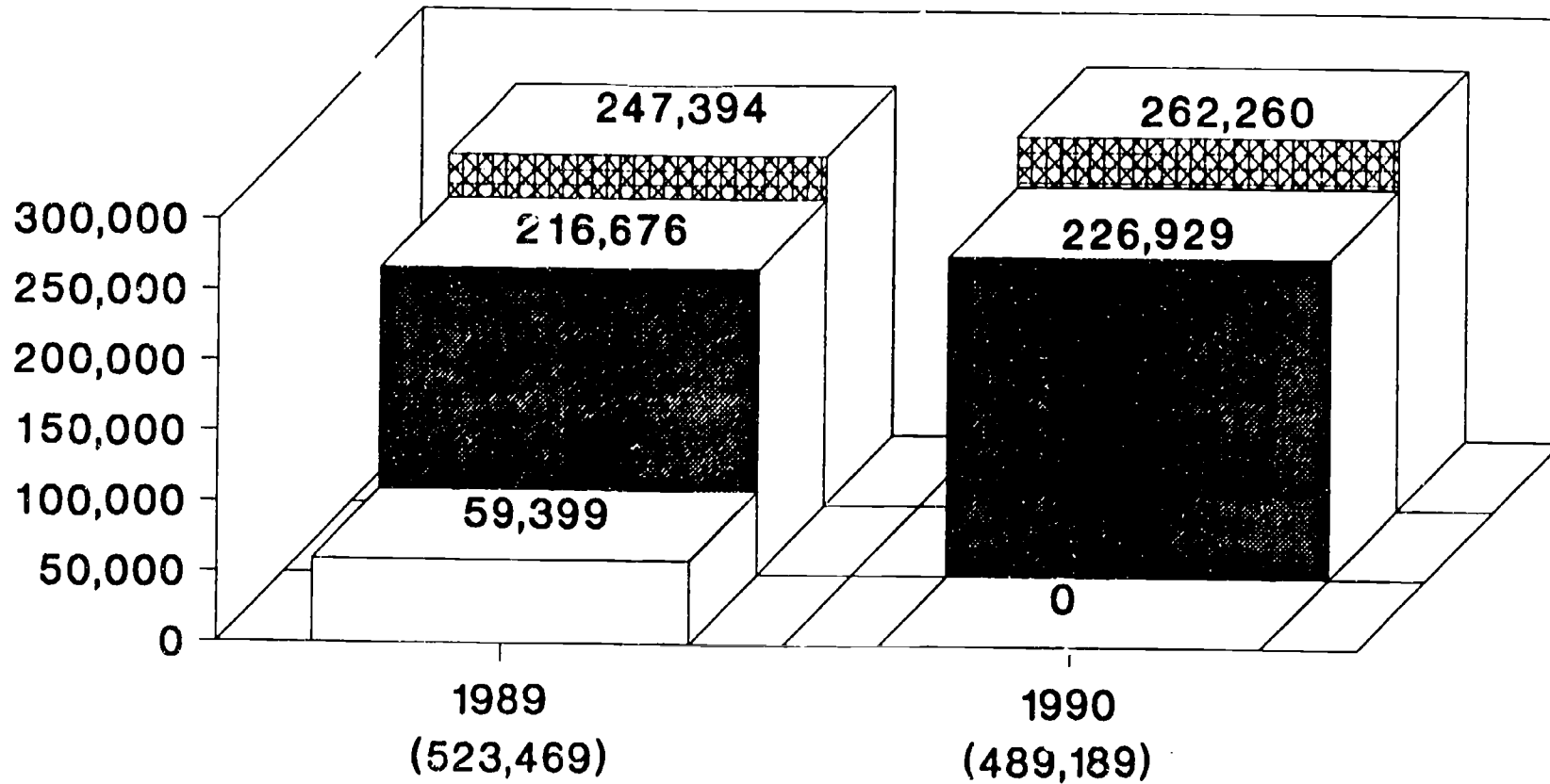
YEAR-END ENROLLMENTS
JULY 1988-JUNE 1989 and JULY 1989-JUNE 1990

Total Year-End Enrollments decreased from 523,469 in 1988-89 to 489,189 in 1989-90 (without the inclusion of Highland Park Community College data). Nonetheless, all minority groups increased to some extent, while the number of Whites and Unknowns declined.

Total occupational enrollments increased 12.04%, going from 179,518 in 1988-89 to 201,134 in 1989-90, while the number of those enrolled in State Board Approved programs also declined (103,758 and 96,699, respectively). Business Administration and Management - General (13,373; 11,300), Nursing - General (8,021; 7,054), as well as Accounting and Computing (6,109; 4,803) were State Board Approved Programs with the greatest number of enrollments; while Liberal/General Studies, Business and Administration and Management - General, and Nursing were the programs with the largest overall enrollments for both years. Similar to awards conferred, men dominated such fields as Automotive Mechanics, Machine Tool Operation/Machine Shop, Automotive Technology, Industrial Technology, whereas women were the majority in such traditional fields as Nursing, Executive Secretarial, Child Care and Guidance Management, Dental Hygiene, and Word Processing. There were enrollments in 372 programs in 1988-89 and 386 in 1989-90.

Minority enrollments were greatest in Liberal/General Studies (12,160), Business Administration and Management - General (3,407), and Nursing (766) in 1988-89. This same trend continued into 1989-90 even though the number of minorities declined in Nursing (3,102) and Business Administration and Management - General (3,102). Liberal/General Studies, however, reflected an increase (17,453). Minority students were enrolled in 312 programs in both 1988-89 and 1989-90. No minority students were enrolled in the following occupational programs either year: Agricultural Production (General), Agribusiness & Agriproduction (Other), Agricultural Business, Civil Technologies (Other), Energy Conservation & Use Technology, Parks and Recreation Management, Petroleum Technology, Occupational Safety & Health Technology, Physical Science Technologies (Other), Pipefitting & Steamfitting, Solar Heating & Cooling Technology, as well as Typing, General Office & Relation Programs, Other.

TOTAL YEAR-END ENROLLMENTS BY GENDER 1988-89 AND 1989-90



GENDER
 UNKNOWN MEN WOMEN

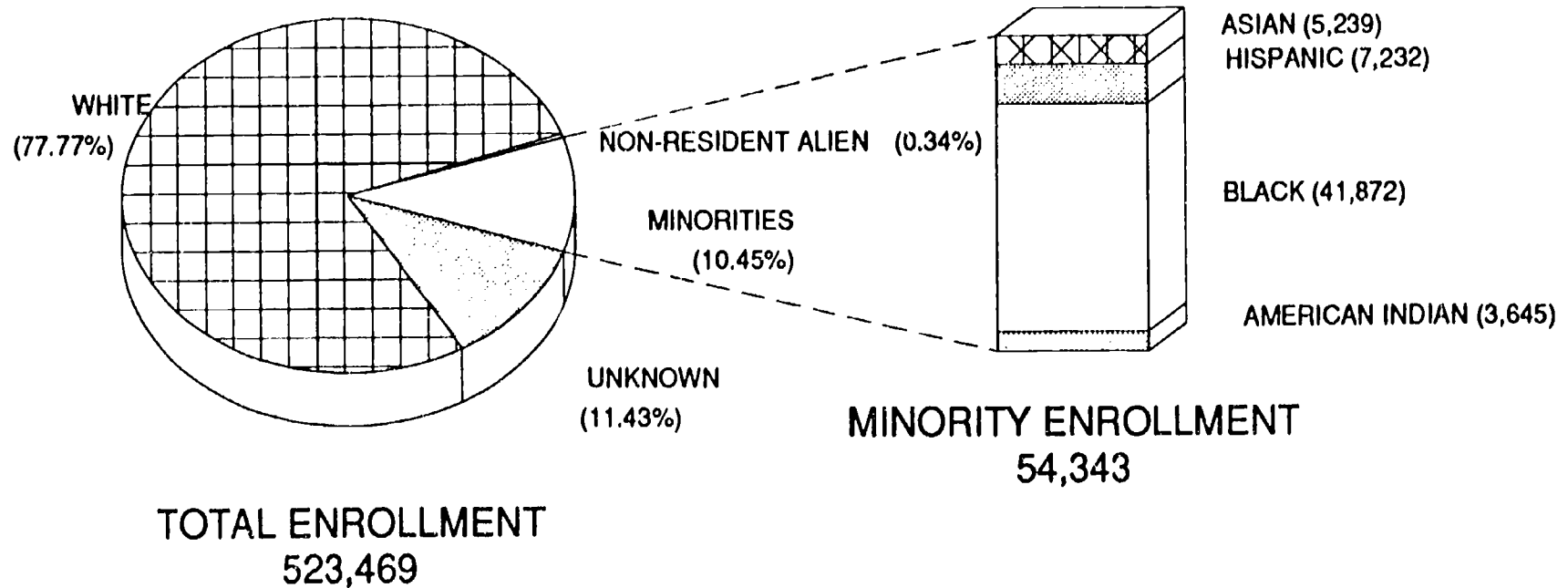
INCLUDES PROGRAM AND NON-PROGRAM
 SPECIFIC ENROLLMENTS.
 1989-90 EXCLUDES HIGHLAND PARK DATA.

TOTAL YEAR END ENROLLMENTS BY ETHNICITY*
1988-89

COMMUNITY COLLEGE	NON-RESIDENT ALIEN	BLACK	AMERICAN INDIAN	ASIAN	HISPANIC	WHITE	UNKNOWN	TOTAL STUDENTS
ALPENA	0	158	14	32	47	5957	26	6234
BAY DE NOC	1	2	93	5	6	3649	0	3756
DELTA	15	890	53	70	414	13718	2235	17395
GLEN OAKS	3	104	6	19	7	1610	752	2501
GOGEBIC	0	47	20	3	2	1072	325	1469
GRAND RAPIDS J. C.	0	1722	270	390	530	25136	12	28060
HENRY FORD	48	4984	194	537	765	29998	5047	41573
HIGHLAND PARK	40	1467	0	4	7	405	1	1924
JACKSON	32	2233	145	118	282	13268	1115	17193
KALAMAZOO VALLEY	140	682	82	74	97	6766	163	8004
KELLOGG	59	726	43	92	108	10159	485	11672
KIRTLAND	0	153	12	4	13	2127	0	2309
LAKE MICHIGAN	14	1411	74	104	111	10355	0	12069
LANSING	689	6418	727	1234	1999	76551	4472	92090
MACOMB	198	1412	346	880	575	69029	7134	79574
MID MICHIGAN	21	15	35	10	22	3869	585	4557
MONROE	11	76	14	37	67	6056	240	6501
MONTCALM	0	452	15	13	39	2778	3	3300
MOTT	40	4611	409	157	662	25103	6139	37121
MUSKEGON	14	1665	434	71	272	15061	1344	18861
NORTH CENTRAL	3	10	49	9	10	2112	30	2223
NORTHWESTERN	21	14	117	20	26	6486	14	6698
OAKLAND	26	3424	187	503	549	28815	16893	50397
SCHOOLCRAFT	82	767	43	240	117	19937	2886	24072
SOUTHWESTERN	93	205	24	18	30	3387	0	3757
ST CLAIR COUNTY	70	98	31	19	65	7639	2253	10175
WASHTENAW	42	1671	134	455	222	9089	5855	17468
WAYNE COUNTY	129	6440	63	115	163	2339	1389	10638
WEST SHORE	0	15	11	6	25	1820	1	1878
STATE TOTAL	=====	=====	=====	=====	=====	=====	=====	=====
	1791	41872	3645	5239	7232	404291	59399	523469

*INCLUDES YEAR-END PROGRAM AND NON-PROGRAM SPECIFIC ENROLLMENTS

TOTAL YEAR-END ENROLLMENTS BY ETHNICITY JULY 1988 Through JUNE 1989



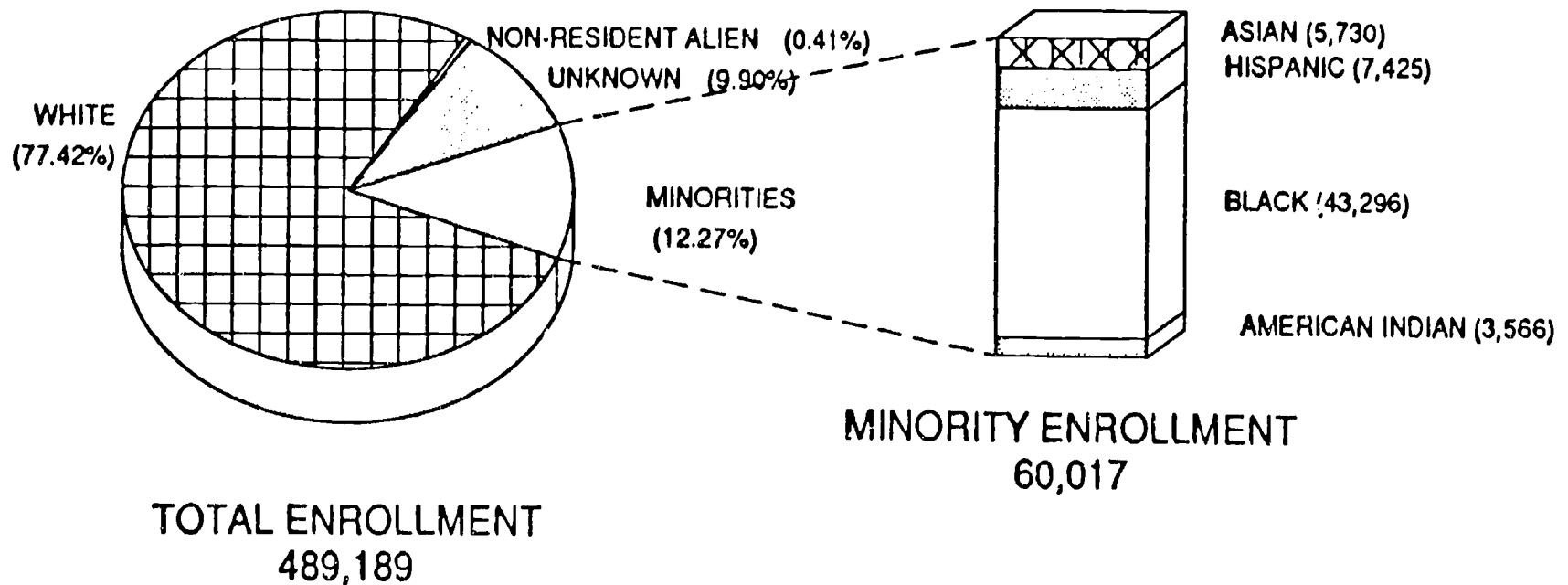
INCLUDES YEAR-END PROGRAM AND
NON-PROGRAM SPECIFIC ENROLLMENTS.

TOTAL YEAR-END ENROLLMENTS BY ETHNICITY*
1989-90

COMMUNITY COLLEGE	NON-RESIDENT ALIEN	BLACK	AMERICAN INDIAN	ASIAN	HISPANIC	WHITE	UNKNOWN	TOTAL STUDENTS
ALPENA	0	86	17	20	29	3683	13	3843
BAY DE NOC	0	4	84	7	8	3556	0	3659
DELTA	14	1048	71	65	478	14257	2421	18354
GLEN OAKS	4	89	9	18	8	2002	370	2500
GOGEBIC	1	14	16	8	0	1178	275	1492
GRAND RAPIDS J. C.	80	1430	218	336	488	22288	0	24840
HENRY FORD	66	5098	194	512	842	28472	4308	39492
JACKSON	13	1134	81	80	206	9092	1000	11606
KALAMAZOO VALLEY	239	1168	143	149	191	14408	452	16750
KELLOGG	64	851	70	104	139	11323	648	13199
KIRTLAND	0	138	15	10	13	2478	0	2654
LAKE MICHIGAN	33	1599	86	141	143	10584	0	12586
LANSING	718	6474	723	1407	2148	78338	3642	93450
MACOMB	108	781	228	483	298	40779	7733	50410
MID MICHIGAN	20	19	107	13	36	3924	450	4569
MONROE	1	48	15	25	60	4354	13	4516
MONTCALM	0	72	19	8	62	4600	14	4775
MOTT	20	2433	237	99	286	13757	7046	23878
MUSKEGON	4	1060	194	36	198	9352	149	10993
NORTH CENTRAL	0	14	128	23	50	4870	0	5085
NORTHWESTERN	15	17	120	24	28	6413	0	6617
OAKLAND	15	3777	209	638	597	31447	15563	52246
SCHOOLCRAFT	73	999	57	283	186	23588	496	25682
SOUTHWESTERN	132	280	45	30	35	4693	0	5215
ST CLAIR COUNTY	114	121	37	22	75	8615	2359	11343
WASHTENAW	101	2767	242	968	461	13974	1499	20012
WAYNE COUNTY	165	11756	193	219	341	5114	0	17788
WEST SHORE	0	19	13	2	19	1580	2	1635
	=====	=====	=====	=====	=====	=====	=====	=====
STATE TOTAL	2000	43296	3566	5730	7425	378719	48453	489189

DATA WAS NOT SUBMITTED BY HIGHLAND PARK COMMUNITY COLLEGE
*INCLUDES YEAR-END PROGRAM AND NON-PROGRAM SPECIFIC ENROLLMENTS

TOTAL YEAR-END ENROLLMENTS BY ETHNICITY JULY 1989 Through JUNE 1990



INCLUDES YEAR-END AND NON-PROGRAM
SPECIFIC ENROLLMENTS.
HIGHLAND PARK DID NOT REPORT.

**YEAR-END PROGRAM ENROLLMENTS BY ETHNICITY
1988-89**

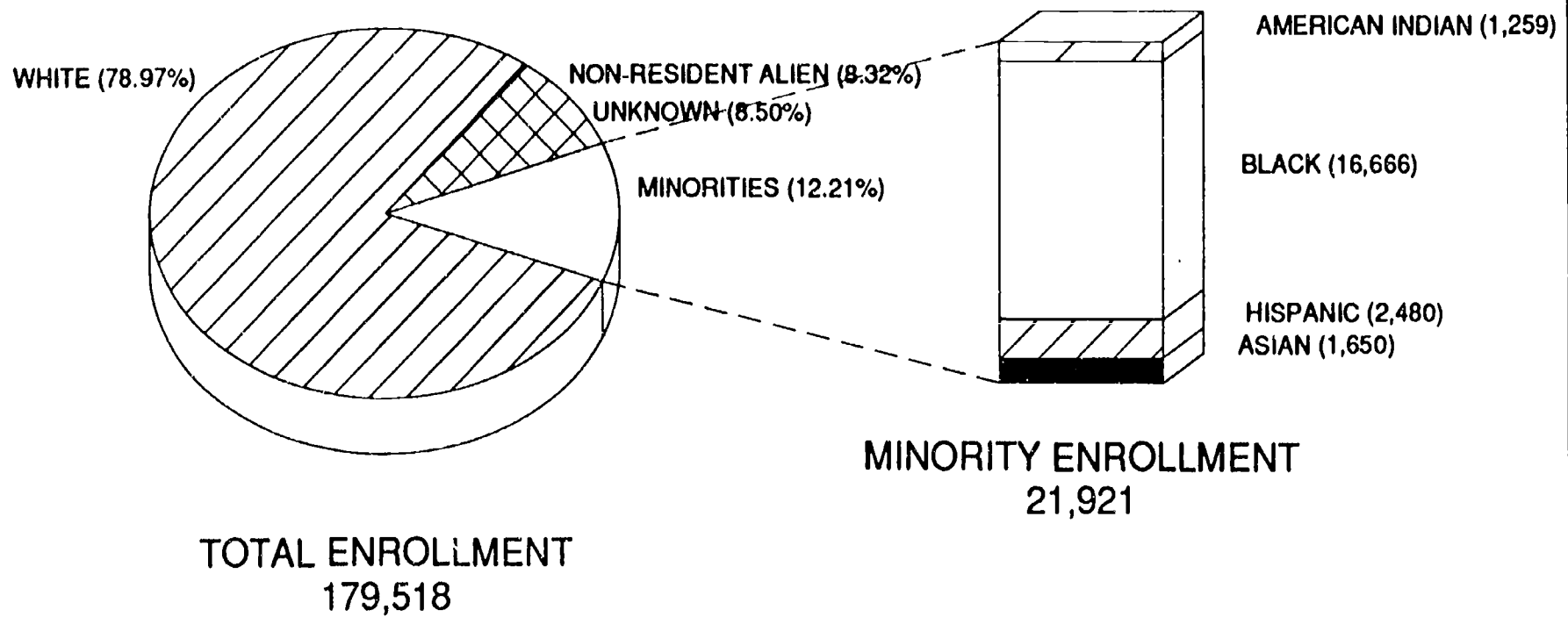
COMMUNITY COLLEGE	NON-RESIDENT ALIEN	BLACK	AMERICAN INDIAN	ASIAN	HISPANIC	WHITE	UNKNOWN	TOTAL STUDENTS
ALPENA	0	66	6	14	20	2354	11	2471
BAY DE NOC	1	1	73	2	4	2126	0	2207
DELTA	9	769	44	40	343	10007	179	11391
GLEN OAKS	1	91	4	11	6	1149	0	1262
GOGEBIC	0	47	19	3	2	883	115	1069
GRAND RAPIDS J.C.	0	861	135	195	265	12568	6	14030
HENRY FORD	20	2139	85	239	343	11784	2003	16613
HIGHLAND PARK	17	1138	0	4	7	210	1	1377
JACKSON	14	1034	69	54	135	6390	540	8236
KALAMAZOO VALLEY	139	676	82	73	97	6731	160	7958
KELLOGG	41	347	17	28	43	4268	9	4753
KIRTLAND	0	153	7	4	8	1398	0	1570
LAKE MICHIGAN	6	573	34	46	43	3939	0	4641
LANSING	331	3072	350	584	969	36612	2190	44108
MACOMB	99	692	172	438	321	31729	3499	36950
MID MICHIGAN	3	5	16	2	16	1559	15	1616
MONROE	11	67	10	32	60	5031	237	5448
MONTCALM	0	425	15	13	39	2294	0	2786
MOTT	19	2309	214	78	348	11522	24	14514
MUSKEGON	7	783	205	37	132	6904	185	8253
NORTH CENTRAL	3	9	30	6	9	1489	25	1571
NORTHWESTERN	14	8	57	7	13	3174	14	3287
OAKLAND	19	2008	110	272	321	16241	4184	23155
ST CLAIR COUNTY	47	87	24	12	60	5434	4	5668
SCHOOLCRAFT	76	484	28	126	84	11721	113	12632
SOUTHWESTERN	93	205	24	18	30	3387	0	3757
WASHTENAW	24	1154	81	184	128	6121	667	8359
WAYNE COUNTY	128	5955	54	105	140	1998	1389	9769
WEST SHORE	0	11	11	4	16	1314	1	1357
	=====	=====	=====	=====	=====	=====	=====	=====
STATE TOTAL	1122	25169	1976	2631	4002	210337	15571	260808

**YEAR-END PROGRAM ENROLLMENTS BY ETHNICITY
1989-90**

COMMUNITY COLLEGE	NON-RESIDENT ALIEN	BLACK	AMERICAN INDIAN	ASIAN	HISPANIC	WHITE	UNKNOWN	TOTAL STUDENTS
ALPENA	0	85	12	20	26	3474	13	3630
BAY DE NOC	0	3	79	5	6	2765	0	2858
DELTA	10	680	46	31	321	8586	233	9907
GLEN OAKS	3	80	7	12	5	1304	0	1411
GOGEBIC	1	14	16	8	0	884	58	981
GRAND RAPIDS J.C.	40	715	109	168	244	11144	0	12420
HENRY FORD	33	2549	97	256	421	14236	2154	19746
JACKSON	1	141	21	13	46	2434	45	2701
KALAMAZOO VALLEY	162	685	66	86	112	6907	182	8200
KELLOGG	62	689	57	72	107	8367	446	9800
KIRTLAND	0	138	10	8	6	1433	0	1595
LAKE MICHIGAN	18	637	39	65	63	4085	0	4907
LANSING	353	3104	351	679	1040	37707	1772	45006
MACOMB	31	395	97	178	115	14709	770	16295
MID MICHIGAN	3	7	34	2	17	1524	4	1591
MONROE	1	48	15	25	60	4354	13	4516
MONTCALM	0	4	8	4	31	1419	2	1468
MOTT	20	2293	187	94	273	11964	23	14854
MUSKEGON	4	681	139	25	125	5498	149	6621
NORTH CENTRAL	0	7	64	10	13	2448	0	2542
NORTHWESTERN	11	12	62	15	25	3973	0	4098
OAKLAND	12	2187	114	341	328	17536	3536	24054
ST CLAIR COUNTY	62	91	29	16	61	5736	9	6004
SCHOOLCRAFT	67	516	37	130	134	12272	196	13352
SOUTHWESTERN	132	280	45	30	35	4693	0	5215
WASHTENAW	38	1750	140	535	279	8405	842	11989
WAYNE COUNTY	124	9158	125	160	223	3329	0	13119
WEST SHORE	0	18	12	1	16	1403	2	1452
	=====	=====	=====	=====	=====	=====	=====	=====
STATE TOTAL	1188	26967	2018	2989	4132	202589	10449	250332

DATA WAS NOT SUBMITTED BY HIGHLAND PARK COMMUNITY COLLEGE

TOTAL OCCUPATIONAL ENROLLMENTS BY ETHNICITY* JULY 1988 - JUNE 1989



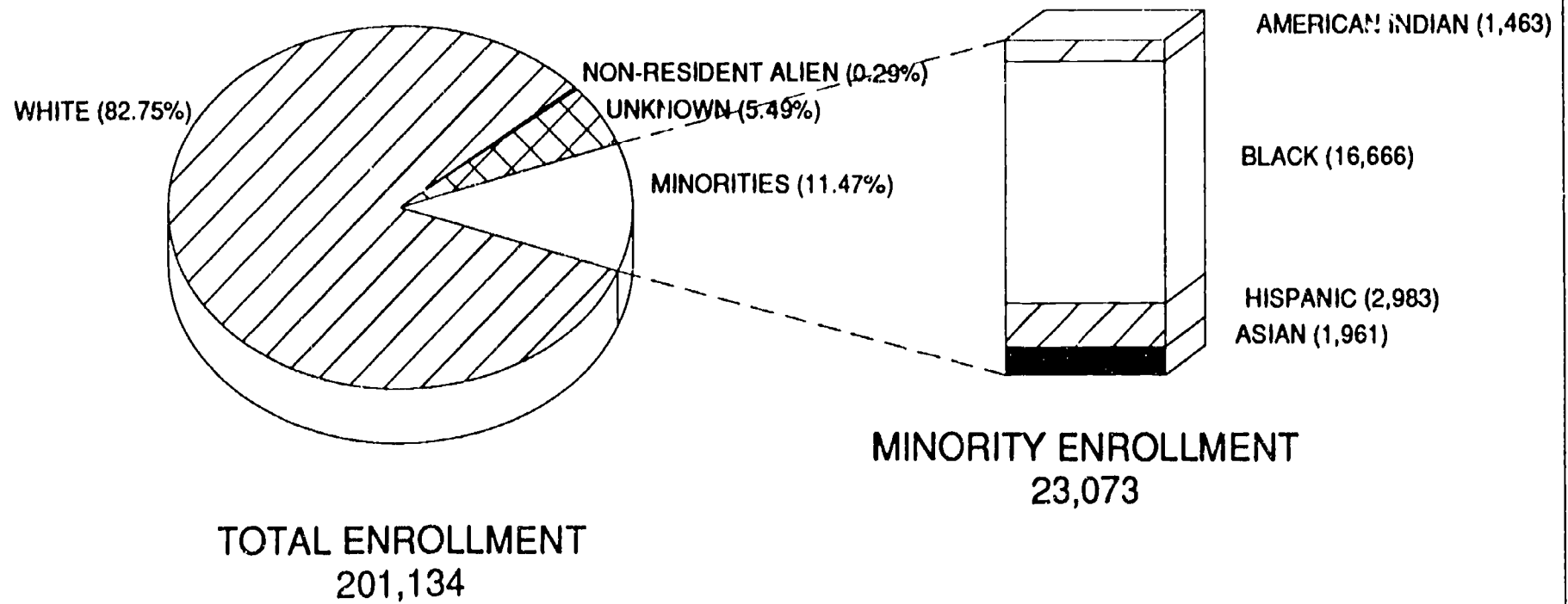
*INCLUDES STATE BOARD APPROVED
OCCUPATIONAL PROGRAMS AND NON-PROGRAM
SPECIFIC AREAS.

TOTAL OCCUPATIONAL ENROLLMENTS BY ETHNICITY*
1988-89

COMMUNITY COLLEGE	NON-RESIDENT ALIEN	BLACK	AMERICAN INDIAN	ASIAN	HISPANIC	WHITE	UNKNOWN	TOTAL STUDENTS
ALPENA	0	52	4	10	18	2747	13	2844
BAY DE NOC	1	0	42	2	1	1538	0	1584
DELTA	10	495	25	38	241	7908	1801	10518
GLEN OAKS	2	37	2	13	4	855	752	1665
GOGEBIC	0	43	12	2	2	518	110	687
GRAND RAPIDS J. C.	0	518	82	97	147	6802	2	7648
HENRY FORD	16	2356	84	219	353	12883	1904	17815
HIGHLAND PARK	31	1052	0	4	6	385	1	1479
JACKSON	14	768	66	50	112	6471	464	7945
KALAMAZOO VALLEY	33	285	38	30	30	3084	92	3592
KELLOGG	22	291	10	22	36	3286	7	3674
KIRTLAND	0	7	3	1	4	1062	0	1077
LAKE MICHIGAN	9	653	42	51	48	4341	0	5144
LANSING	150	864	110	214	303	12822	173	14636
MACOMB	66	727	165	348	293	30253	2436	34288
MID MICHIGAN	1	2	12	3	5	1464	78	1565
MONROE	1	20	1	7	17	1585	72	1703
MONTCALM	0	292	9	7	28	1475	0	1811
MOTT	6	1923	148	48	284	8944	8	11361
MUSKEGON	3	403	147	16	72	4076	53	4770
NORTH CENTRAL	2	7	16	3	5	798	15	846
NORTHWESTERN	12	7	51	5	12	2366	14	2467
OAKLAND	8	1332	68	164	219	9405	2315	13511
SCHOOLCRAFT	29	175	10	56	35	5255	15	5575
SOUTHWESTERN	56	108	7	4	16	1322	0	1513
ST CLAIR COUNTY	14	33	9	7	19	2039	1205	3326
WASHTENAW	14	839	67	168	86	5814	3157	10145
WAYNE COUNTY	75	3234	21	59	71	1210	575	5245
WEST SHORE	0	9	8	2	13	1052	0	1084
	=====	=====	=====	=====	=====	=====	=====	=====
STATE TOTAL	575	16532	1259	1650	2480	141760	15262	179518

*INCLUDES STATE BOARD APPROVED OCCUPATIONAL PROGRAMS AND NON-PROGRAM SPECIFIC OCCUPATIONAL ENROLLMENTS.

TOTAL OCCUPATIONAL ENROLLMENTS* BY ETHNICITY JULY 1989 - JUNE 1990



*STATE BOARD APPROVED, NON-STATE BOARD APPROVED OCCUPATIONAL PROGRAMS, AND NON-PROGRAM SPECIFIC OCCUPATIONAL AREAS.

HIGHLAND PARK DID NOT REPORT.

TOTAL OCCUPATIONAL ENROLLMENTS BY ETHNICITY*
1989-90

COMMUNITY COLLEGE	NON-RESIDENT ALIEN	BLACK	AMERICAN INDIAN	ASIAN	HISPANIC	WHITE	UNKNOWN	TOTAL STUDENTS
ALPENA	0	25	4	5	11	1837	6	1888
BAY DE	0	3	34	3	3	1903	0	1946
DELTA	4	663	40	27	310	8502	592	10138
GLEN OAKS	3	35	6	7	4	1263	370	1688
GOGEBIC	1	13	13	4	0	705	156	892
GRAND RAPIDS J.C.	41	681	136	160	244	11853	0	13115
HENRY FORD	30	2595	75	193	383	14075	1708	19059
JACKSON	3	461	41	39	111	5519	718	6892
KALAMAZOO	82	415	51	56	69	4509	136	5318
KELLOGG	23	408	32	27	58	4306	19	4873
KIRTLAND	0	1	10	5	8	1879	0	1903
LAKE MICHIGAN	16	942	48	81	69	4890	0	6046
LANSING	132	1125	162	288	478	17261	214	19660
MACOMB	33	471	121	208	141	23194	1640	25808
MID MICHIGAN	1	10	58	5	20	2238	98	2430
MONROE	1	19	8	10	26	1927	3	1994
MONTCALM	0	30	10	3	48	2237	4	2332
MOTT	7	1034	83	35	120	5040	12	6331
MUSKEGON	1	626	124	23	111	4791	103	5779
NORTH CENTRAL	0	2	41	5	36	1060	0	1144
NORTHWESTERN	7	6	55	17	17	2927	0	3029
OAKLAND	6	2095	116	296	294	15153	2962	20922
ST CLAIR COUNTY	29	63	24	8	32	3992	1609	5757
SCHOOLCRAFT	32	719	36	161	134	15730	318	17130
SOUTHWESTERN	80	109	14	10	16	1241	0	1470
WASHTENAW	10	1067	82	232	162	6291	370	8214
WAYNE COUNTY	40	3038	32	53	69	1269	0	4501
WEST SHORE	0	10	7	0	9	848	1	875
	=====	=====	=====	=====	=====	=====	=====	=====
STATE TOTAL	582	16666	1463	1961	2983	166440	11039	201134

DATA WAS NOT SUBMITTED BY HIGHLAND PARK COMMUNITY COLLEGE

*INCLUDES: STATE BOARD APPROVED OCCUPATIONAL PROGRAM ENROLLMENTS, NON STATE BOARD APPROVED OCCUPATIONAL PROGRAM ENROLLMENTS, AND OCCUPATIONAL NON-PROGRAM SPECIFIC ENROLLMENTS

STATE BOARD APPROVED OCCUPATIONAL ENROLLMENTS BY ETHNICITY*
1988-89

COMMUNITY COLLEGE	NON-RESIDENT ALIEN	BLACK	AMERICAN INDIAN	ASIAN	HISPANIC	WHITE	UNKNOWN	TOTAL STUDENTS
ALPENA	0	26	2	5	9	1293	6	1341
BAY DE NOC	1	0	36	1	1	1084	0	1123
DELTA	4	386	19	13	180	4808	56	5466
GLEN OAKS	0	25	1	7	3	553	0	590
GOGEBIC	0	43	11	2	2	418	31	507
GRAND RAPIDS J.C.	0	283	45	49	78	3559	1	4015
HENRY FORD	8	1083	41	103	165	6003	895	8298
HIGHLAND PARK	17	985	0	4	6	199	1	1212
JACKSON	6	374	32	20	59	3297	236	4024
KALAMAZOO VALLEY	33	285	38	30	30	3084	92	3592
KELLOGG	21	248	10	18	32	3048	4	3381
KIRTLAND	0	7	3	1	1	820	0	832
LAKE MICHIGAN	4	245	20	17	18	1437	0	1741
LANSING	73	406	53	94	144	6178	85	7033
MACOMBS	32	333	78	163	173	14005	1083	15867
MID MICHIGAN	1	0	8	1	4	693	5	712
MONROE	1	20	1	7	17	1585	72	1703
MONTCALM	0	292	9	7	28	1398	0	1734
MOTT	3	1036	82	26	178	4657	5	5987
MUSKEGON	1	173	55	7	30	1689	28	1983
NORTH CENTRAL	2	7	16	3	5	798	15	846
NORTHWESTERN	12	7	51	5	12	2366	14	2467
OAKLAND	8	925	53	136	160	7178	1779	10239
ST CLAIR COUNTY	6	28	8	5	19	1419	1	1486
SCHOOLCRAFT	29	175	10	56	35	5255	15	5575
SOUTHWESTERN	56	108	7	4	16	1322	0	1513
WASHTENAW	9	598	41	82	54	3519	308	4611
WAYNE COUNTY	75	3148	21	52	69	1196	575	5136
WEST SHORE	0	7	8	2	11	716	0	744
TOTAL	==== 402	===== 11254	===== 759	===== 920	===== 1539	===== 83577	===== 5307	===== 103758

*INCLUDES YEAR-END PROGRAM ENROLLMENTS ONLY.

**STATE BOARD APPROVED OCCUPATIONAL ENROLLMENTS BY ETHNICITY
1989-90**

COMMUNITY COLLEGE	NON-RESIDENT ALIEN	BLACK	AMERICAN INDIAN	ASIAN	HISPANIC	WHITE	UNKNOWN	TOTAL STUDENTS
ALPENA	0	23	4	5	6	1321	3	1362
BAY DE NOC	0	1	30	1	1	1119	0	1152
DELTA	2	298	21	8	154	3878	55	4416
GLEN OAKS	2	26	4	4	1	655	0	692
GOGEBIC	1	13	10	4	0	397	18	443
GRAND RAPIDS J.C.	13	202	51	51	85	3156	0	3558
HENRY FORD	13	1104	27	85	166	6019	739	8153
JACKSON	0	126	20	10	40	2102	38	2336
KALAMAZOO VALLEY	37	263	** 28	29	41	2960	82	3440
KELLOGG	13	286	26	15	38	3293	12	3683
KIRTLAND	0	1	3	2	4	74	0	750
LAKE MICHIGAN	5	307	18	21	19	1334	0	1704
LANSING	54	377	50	109	165	6731	68	7554
MACOMB	28	310	75	150	101	12258	534	13456
MID MICHIGAN	1	2	19	0	7	696	2	727
MONROE	0	6	5	8	15	1146	3	1183
MONTCALM	0	4	2	1	24	979	2	1012
MOTT	3	837	66	28	92	4086	6	5118
MUSKEGON	1	236	60	8	54	1990	78	2427
NORTH CENTRAL	0	1	19	1	6	460	0	487
NORTHWESTERN	6	6	47	14	16	2495	0	2584
OAKLAND	3	939	57	172	148	7580	1480	10379
ST CLAIR COUNTY	6	27	16	5	15	1610	2	1681
SCHOOLCRAFT	26	252	19	50	84	5937	30	6398
SOUTHWESTERN	72	100	12	9	13	1107	0	1313
WASHTENAW	7	745	56	159	125	4319	263	5674
WAYNE COUNTY	37	2915	29	53	68	1199	0	4301
WEST SHORE	0	8	5	0	8	694	1	716
	=====	=====	=====	=====	=====	=====	=====	=====
TOTAL	330	9415	779	1002	1496	80261	3416	96699

DATA WAS NOT SUBMITTED BY HIGHLAND PARK COMMUNITY COLLEGE

**ENROLLMENTS IN STATE BOARD APPROVED OCCUPATIONAL PROGRAMS BY GENDER*
1988-89**

PROGRAM	CIPCODE	TOTAL MEN	PERCENT** MEN	TOTAL WOMEN	PERCENT** WOMEN	UNKNOWN	TOTAL STUDENTS
BUSINESS ADMINISTRATION & MGMT (GENERAL)	060401	5842	43.69	6787	50.75	744	13373
NURSING (GENERAL)	181101	630	7.85	7141	89.03	250	8021
ACCOUNTING AND COMPUTING	070102	1629	26.67	4215	69.00	267	6109
ELECTRONIC TECHNOLOGY	150303	3946	83.42	491	10.38	293	4730
ACCOUNTING, BOOKKEEPING & REL PROGS, GENL	070101	1113	27.76	2723	67.91	174	4010
COMPUTER PROGRAMMING	110201	1221	38.80	1719	54.62	207	3147
CRIMINAL JUSTICE TECHNOLOGY	430105	1235	61.97	657	32.97	101	1993
LAW ENFORCEMENT	430107	1431	74.18	438	22.71	60	1929
MARKETING, GENERAL	080708	838	44.41	1006	53.31	43	1887
DRAFTING AND DESIGN TECHNOLOGY	150202	1369	76.44	350	19.54	72	1791
BUSINESS DATA PROCESSING & REL PROGS, GE	070301	611	35.48	978	56.79	133	1722
WORD PROCESSING	070801	30	1.78	1581	93.56	77	1688
PRACTICAL NURSING	170605	122	7.25	1521	90.37	40	1683
MICROCOMPUTER APPLICATIONS	110601	695	43.74	777	48.90	117	1589
BOOKKEEPING	070103	343	22.43	960	62.79	226	1529
AUTOMOTIVE MECHANICS	470604	1391	91.82	75	4.95	49	1515
CORRECTIONS	430102	828	62.68	453	34.29	40	1321
DATA PROCESSING	110301	540	41.80	690	53.41	62	1292
COMMERCIAL ART	480203	425	34.75	701	57.32	97	1223
AIR CONDITION, HEAT, & REFRIG. TECH.	150501	1050	89.90	20	1.71	98	1168
LEGAL ASSISTING	220103	100	8.82	946	83.42	88	1134
MACHINE TOOL OPERATION/MACHINE SHOP	480503	1049	93.83	29	2.59	40	1118
OFFICE SUPERVISION AND MANAGEMENT	070401	364	33.36	659	60.40	68	1091
FOOD PRODUCTION/MGMT/SERVICES (GENERAL)	200401	501	48.50	471	45.60	61	1033
AUTOMOTIVE TECHNOLOGY	150803	851	89.37	56	5.82	56	963
SECRETARIAL & RELATED PROGRAMS (GENERAL)	070601	29	1.08	819	87.04	93	941
CHILD CARE AIDE/ASSISTING	200202	26	2.97	825	94.29	24	875
SECRETARIAL	070606	19	2.27	797	95.11	22	838
ENGINEERING & RELATED TECH. (OTHER)	159999	575	69.03	218	26.17	40	833
EXECUTIVE SECRETARIAL	070603	11	1.33	776	93.49	43	830
CHILD CARE & GUIDANCE MGMT. (GENERAL)	200201	13	1.60	784	96.67	14	811
ARCHIT. DESIGN & CONSTRUCTION TECHNOLOGY	150101	607	75.87	157	19.62	36	800
LEGAL SECRETARIAL	070604	11	1.48	693	93.52	37	741
MECHANICAL DESIGN TECHNOLOGY	150805	619	84.22	95	12.93	21	735

*PROGRAMS ARE LISTED IN DESCENDING ORDER BY THE NUMBER OF TOTAL ENROLLMENTS.

PROGRAM NAMES ARE THOSE STANDARDIZED BY THE U.S. DEPARTMENT OF EDUCATION.

**PERCENT MEN + PERCENT WOMEN WILL NOT EQUAL 100.0% DUE TO UNKNOWN COUNT.

**ENROLLMENTS IN STATE BOARD APPROVED OCCUPATIONAL PROGRAMS BY GENDER
1988-89**

PROGRAM	CIPCODE	TOTAL MEN	PERCENT MEN	TOTAL WOMEN	PERCENT WOMEN	UNKNOWN	TOTAL STUDENTS
AIRPLANE PILOTING AND NAVIGATION	490102	512	70.04	182	24.90	37	731
MEDICAL ASSISTING	170503	17	2.34	656	90.48	52	725
RADIO/TV PRODUCTION & BROADCASTING TECH	100104	376	52.37	261	36.35	81	718
INDUSTRIAL TECHNOLOGY	150603	615	88.24	58	8.32	24	697
DENTAL HYGIENE	170102	14	2.08	636	94.36	24	674
MENTAL HEALTH/HUMAN SERVICES TECH.	170406	114	17.40	527	80.46	14	655
BUSINESS AND MANAGEMENT (OTHER)	069999	308	49.04	318	50.64	2	628
ARCHITECTURAL DRAFTING	480102	412	68.55	133	22.13	56	601
SECRETARIAL & RELATED PROGRAMS (OTHER)	070699	26	4.39	538	90.88	28	592
BUSINESS DATA PROGRAMMING	070305	295	50.17	293	49.83	0	588
RADIOGRAPH MEDICAL TECHNOLOGY	170209	131	22.43	434	74.32	19	584
CHEF/COOK	200403	332	59.07	163	29.00	67	562
FIRE CONTROL & SAFETY TECHNOLOGY	430201	490	90.24	26	4.79	27	543
ROBOTICS TECHNOLOGY	150405	462	85.40	40	7.39	39	541
WELDING TECHNOLOGY	150600	509	94.43	17	3.15	13	539
QUALITY CONTROL TECHNOLOGY	150702	358	66.92	139	25.98	38	535
INFORMATION SCIENCES AND SYSTEMS	110401	150	29.35	310	60.67	51	511
PHOTOGRAPHIC TECHNOLOGY	100103	207	44.33	216	46.25	44	467
RESPIRATORY THERAPY TECHNOLOGY	170210	131	28.60	315	68.78	12	458
FASHION MERCHANDISING	080102	21	4.74	408	92.10	14	443
ELECTROMECHANICAL TECHNOLOGY	150403	372	84.55	59	13.41	9	440
PHYSICAL THERAPY ASSISTING	170815	62	14.45	351	81.82	16	429
DRAFTING (GENERAL)	480101	345	80.99	51	11.97	30	426
OCCUPATIONAL THERAPY ASSISTING	170808	21	5.19	369	91.11	15	405
BUSINESS & PERSONAL SERVICES MARKETING,	080201	138	35.20	254	64.80	0	392
INSTRUMENTATION TECHNOLOGY	150404	314	81.98	19	4.96	50	383
DENTAL ASSISTING	170101	5	1.34	356	95.44	12	373
MEDICAL SECRETARIAL	070605	8	2.19	337	92.33	20	365
ELECTRICAL & ELECTRONIC TECH. (OTHER)	150399	305	86.89	38	10.83	8	351
CRIMINAL JUSTICE STUDIES	430104	196	56.16	151	43.27	2	349
PRECISION PRODUCTION (OTHER)	489999	327	94.51	19	5.49	0	346
EMERGENCY MEDICAL TECH.-AMBULANCE	170205	189	57.98	117	35.89	20	326
GENERAL MARKETING (OTHER)	080799	149	46.86	161	50.63	8	318
COURT REPORTING	070602	11	3.58	271	88.27	25	307
HOTEL/MOTEL MANAGEMENT	060701	125	41.12	159	52.30	20	304
COMPUTER TECHNOLOGY	150301	219	73.00	70	23.33	11	300
TRUCK AND BUS DRIVING	490205	260	86.67	26	8.67	14	300
SMALL BUSINESS MANAGEMENT	061801	135	47.20	146	51.05	5	286

**ENROLLMENTS IN STATE BOARD APPROVED OCCUPATIONAL PROGRAMS BY GENDER
1988-89**

PROGRAM	CIPCODE	TOTAL MEN	PERCENT MEN	TOTAL WOMEN	PERCENT WOMEN	UNKNOWN	TOTAL STUDENTS
HEAT/AIR/REFRIGERATE MECH. (GEN.)	470201	230	80.70	5	1.75	50	285
DRAFTING (OTHER)	480199	214	75.09	55	19.30	16	285
CRIMINAL JUSTICE (OTHER)	430199	145	52.54	131	47.46	0	276
RESPIRATORY THERAPY	170818	60	23.90	178	70.92	13	251
AIRCRAFT MECHANICS, AIRFRAME	470607	227	91.53	10	4.03	11	248
RETAILING	080705	67	27.35	157	64.08	21	245
TRAVEL SERVICES MARKETING	081105	31	12.81	210	86.78	1	242
PRECISION WORK/ASSORTED MAT. (OTHER)	480699	153	63.22	75	30.99	14	242
ELECTRICAL TECHNOLOGY	150302	226	93.78	15	6.22	0	241
GENERAL OFFICE CLERK	070705	6	2.55	229	97.45	0	235
LANDSCAPING	010605	106	46.90	84	37.17	36	226
SIGN LANGUAGE INTERPRETING	170410	33	15.07	178	81.28	8	219
DIESEL ENGINE MECHANICS	470605	171	78.08	10	4.57	38	219
CONSTRUCTION TRADES (OTHER)	469999	195	91.55	6	2.82	12	213
MEDICAL LABORATORY TECHNOLOGY	170309	35	17.59	161	80.90	3	199
AUTOMOTIVE BODY REPAIR	470603	181	91.41	6	3.03	11	198
MECHANICAL DRAFTING	480105	169	86.67	26	13.33	0	195
BUSINESS COMPUTER AND CONSOLE OPERATION	070302	53	28.49	125	67.20	8	186
MECHANICAL & RELATED TECH. (OTHER)	150899	154	89.02	16	9.25	3	173
MENTAL HEALTH/HUMAN SERVICES ASSIST	170405	15	8.98	136	81.44	16	167
INTERIOR DESIGN	040501	7	4.43	143	90.51	8	158
TRADE & INDUSTRIAL SUPV & MANAGEMENT, GE	062001	96	61.54	51	32.69	9	156
MEDICAL RECORDS TECHNOLOGY	170506	4	2.60	141	91.56	9	154
SURGICAL TECHNOLOGY	170211	12	7.84	141	92.16	0	153
BUSINESS DATA PROCESSING & RELATED PROGS	070399	40	27.21	89	60.54	18	147
GERIATRIC AIDE	170601	6	4.08	125	85.03	16	147
ARCHITECTURAL TECHNOLOGIES (OTHER)	150199	96	65.75	49	33.56	1	146
PLASTIC TECHNOLOGY	150607	120	82.76	22	15.17	3	145
EMERGENCY MEDICAL TECH.-PARAMEDIC	170206	84	60.00	48	34.29	8	140
REAL ESTATE (GENERAL)	061701	77	55.80	61	44.20	0	138
GRAPHIC & PRINTING COMMUNICATION (GEN)	480201	51	38.06	82	61.19	1	134
CIVIL TECHNOLOGY	150201	103	77.44	24	18.05	6	133
FINANCIAL SERVICES MARKETING (GENERAL)	080401	55	41.67	74	56.06	3	132
COSMETOLOGY	120403	4	3.03	109	82.58	19	132
METALLURGICAL TECHNOLOGY	410303	110	84.62	19	14.62	1	130
ILLUSTRATION DESIGN	500403	33	25.58	76	58.91	20	129
VETERINARIAN ASSISTING	170512	9	7.09	109	85.83	9	127

**ENROLLMENTS IN STATE BOARD APPROVED OCCUPATIONAL PROGRAMS BY GENDER
1988-89**

PROGRAM	CIPCODE	TOTAL MEN	PERCENT MEN	TOTAL WOMEN	PERCENT WOMEN	UNKNOWN	TOTAL STUDENTS
BIOMEDICAL EQUIPMENT TECHNOLOGY	150401	94	77.05	27	22.13	1	122
WELDING, BRAZING, AND SOLDERING	480508	100	81.97	7	5.74	15	122
BANKING & RELATED FINANCIAL PROGS, GENL	070201	20	16.95	96	81.36	2	118
PHARMACY ASSISTING	170507	15	12.82	92	78.63	10	117
ELECTRICAL/ELECTRONICS REPAIR (GEN)	470101	94	81.03	16	13.79	6	116
COMMUNICATION ELECTRONICS	470103	51	47.66	53	49.53	3	107
EXERCISE PHYSIOLOGY	170804	17	15.19	71	67.62	17	105
WARD SERVICE MANAGEMENT	170606	13	12.62	68	66.02	22	103
SMALL ENGINE REPAIR	470606	70	69.31	10	9.90	21	101
CLERK-TYPIST	070702	5	5.15	91	93.81	1	97
COMPUTER ELECTRONICS	470104	70	72.16	13	13.40	14	97
CHEMICAL TECHNOLOGY	410301	58	51.05	36	37.89	1	95
INSTITUTIONAL MANAGEMENT (OTHER)	060799	17	18.09	74	78.72	3	94
HOME FURNISHINGS AIDE	200506	1	1.08	92	98.92	0	93
STENOGRAPHIC	070607	3	3.37	83	93.26	3	89
DENTAL LABORATORY TECHNOLOGY	170103	59	68.60	18	20.93	9	86
MEDICAL OFFICE MANAGEMENT	170505	2	2.33	83	96.51	1	86
INDUSTRIAL MACHINERY MAINT. & REPAIR	470303	81	94.19	5	5.81	0	86
COMMUNICATION TECHNOLOGIES (OTHER)	100199	39	45.89	46	54.12	0	85
COMPUTER SERVICING TECHNOLOGY	150402	70	87.50	10	12.50	0	80
DIETETIC AID/ASSISTING	200404	12	15.19	60	75.95	7	79
TRANSPORTATION MANAGEMENT	060705	47	60.26	25	32.05	6	78
WATER & WASTEWATER TECHNOLOGY	150506	63	90.00	7	10.00	0	70
FLORAL DESIGN	200504	3	4.35	60	86.96	6	69
HOME FURNISHINGS & EQUIP. MGMT. (GENERAL	200501	6	8.82	62	91.18	0	68
RESTAURANT MANAGEMENT	060704	28	41.79	39	58.21	0	67
ULTRASOUND TECHNOLOGY	170212	10	14.93	53	79.10	4	67
SECURITY SERVICES	430109	44	66.67	19	28.79	3	66
TOURISM	081104	27	41.54	38	58.46	0	65
SAILORS AND DECKHANDS	490308	58	93.55	4	6.45	0	62
PRECISION METAL WORK (OTHER)	480599	59	96.72	1	1.64	1	61
CIVIL TECHNOLOGIES (OTHER)	150299	59	98.33	1	1.67	0	60
INDUSTRIAL PRODUCTION TECH. (OTHER)	150699	55	91.67	3	5.00	2	60
EDUCATIONAL MEDIA TECHNOLOGY	100101	38	67.86	13	23.21	5	56
LIBRARY ASSISTING	250301	3	5.45	45	81.82	7	55
OUTDOOR RECREATION	310201	35	64.81	17	31.48	2	54
SCIENCE TECHNOLOGIES (OTHER)	419999	16	29.63	38	70.37	0	54

**ENROLLMENTS IN STATE BOARD APPROVED OCCUPATIONAL PROGRAMS BY GENDER
1988-89**

PROGRAM	CIPCODE	TOTAL MEN	PERCENT MEN	TOTAL WOMEN	PERCENT WOMEN	UNKNOWN	TOTAL STUDENTS
TYPING, GENL OFFICE & RELATED PROGRAMS,	070701	0	0.00	49	100.0	0	49
AERONAUTICAL TECHNOLOGY	150801	46	95.83	2	4.17	0	48
AIRCRAFT MECHANICS, POWER PLANT	470608	46	95.83	2	4.17	0	48
MATERIAL HANDLING	490203	27	56.25	17	35.42	4	48
COOLING AND REFRIGERATION	470202	42	89.36	1	2.13	4	47
GRAPHIC DESIGN	500402	15	32.61	31	67.39	0	46
DENTAL SERVICES (OTHER)	170199	2	4.55	42	95.45	0	44
FOOD PROCESSING TECHNOLOGY	150602	20	47.62	22	52.38	0	42
BUSINESS DATA ENTRY EQUIPMENT OPERATION	070303	5	12.20	36	87.80	0	41
INSURANCE MARKETING (GENERAL)	081001	10	26.32	25	65.79	3	38
MISC. ALLIED HEALTH SERVICES (OTHER)	170599	0	0.00	37	100.0	0	37
COMPOSITION, MAKE-UP, & TYPESETTING	480205	7	18.92	23	62.16	7	37
OPTOMETRIC TECHNOLOGY	170705	6	16.67	27	75.00	3	36
PLASTICS	480604	34	94.44	2	5.56	0	36
FOUNDRY WORK	480502	26	76.47	4	11.76	4	34
ENVIRONMENTAL CONTROL TECH. (OTHER)	150599	27	84.37	3	9.38	2	32
HEAVY EQUIP. MAINTENANCE AND REPAIR	470302	30	96.77	1	3.23	0	31
FOOD PRODUCTION/MGMT/SERVICES (OTHER)	200499	20	71.43	6	21.43	2	28
ENERGY CONSERVATION & USE TECHNOLOGY	150503	20	80.00	3	12.00	2	25
SHEET METAL	480506	23	100.0	0	0.00	0	23
LASER ELETRO-OPTIC TECHNOLOGY	150304	16	76.19	4	19.05	1	21
MARKETING OF BUSINESS OR PERSONAL SERVIC	080203	13	68.42	3	15.79	3	19
LOGGING	030405	13	81.25	0	0.00	3	16
PETROLEUM TECHNOLOGY	150903	13	81.25	3	18.75	0	16
MECHANICS AND REPAIRERS (OTHER)	479999	16	100.0	0	0.00	0	16
PARKS AND RECREATION MANAGEMENT	310301	8	53.33	7	46.67	0	15
EDUCATIONAL ASSISTING AND TRAINING	070502	8	61.54	5	38.46	0	13
AUTOMOTIVE VEHICLES & ACCESSORIES MARKE	081203	9	69.23	3	23.08	1	13
PIPEFITTING AND STEAMFITTING	460502	12	92.31	1	7.69	0	13
BUILDING MAINTENANCE	460401	9	75.00	3	25.00	0	12
WATER TRANSPORTATION (GENERAL)	490301	7	58.33	3	25.00	2	12
COMPUTER & INFORMATION SCIENCES (OTHER)	119999	7	63.64	3	27.27	1	11
PROTECTIVE SERVICES (OTHER)	439999	1	9.09	9	81.82	1	11
ELECTROCARDIOGRAPH TECHNOLOGY	170203	2	20.00	8	80.00	0	10
ALCOHOL/DRUG ABUSE SPECIALTY	170401	2	20.00	8	80.00	0	10
GRAPHIC/PRINTING COMMUNICATION (OTHER)	480299	2	25.00	5	62.50	1	8
METAL FABRICATION	480504	8	100.0	0	0.00	0	8
ELECTRICAL/ELECTRONICS REPAIR (OTHER)	470199	4	57.14	3	42.86	0	7

**ENROLLMENTS IN STATE BOARD APPROVED OCCUPATIONAL PROGRAMS BY GENDER
1988-89**

PROGRAM	CIPCODE	TOTAL MEN	PERCENT MEN	TOTAL WOMEN	PERCENT WOMEN	UNKNOWN	TOTAL STUDENTS
LITHOGRAPHY/PHOTOGRAPHY/PLATEMAKING	480206	3	42.86	4	57.14	0	7
SOLAR HEATING & COOLING TECHNOLOGY	150505	6	100.0	0	0.00	0	6
CHEMISTRY TECHNOLOGY	170302	6	100.0	0	0.00	0	6
ANIMAL HEALTH	020203	3	60.00	2	40.00	0	5
TYPING, GENL OFFICE & RELATED PROGRAMS,	070799	0	0.00	5	100.0	0	5
BIOLOGICAL LABORATORY TECHNOLOGY	410101	2	40.00	3	60.00	0	5
AGRICULTURAL BUSINESS	010102	3	75.00	1	25.00	0	4
OCCUPATIONAL SAFETY & HEALTH TECHNOLOGY	150701	2	50.00	1	25.00	1	4
PHYSICAL SCIENCE TECHNOLOGIES (OTHER)	410399	3	75.00	1	25.00	0	4
BUSINESS SYSTEMS ANALYSIS	070306	3	100.0	0	0.00	0	3
SALES	080706	1	33.33	2	66.67	0	3
VEHICLE/MOBILE EQUIP MECH/REPAIRER (GEN)	470601	3	100.0	0	0.00	0	3
AGRICULTURAL MECHANICS (GENERAL)	010201	1	50.00	1	50.00	0	2
AGRIBUSINESS & AGRIPROD (OTHER)	019999	2	100.0	0	0.00	0	2
RECEPTIONIST & COMMUNICATION SYSTEMS OPE	070707	0	0.00	2	100.0	0	2
TOOL AND DIE MAKING	480507	2	100.0	0	0.00	0	2
AGRI PRODUCTION (GENERAL)	010301	0	0.00	1	100.0	0	1
OCCUPATIONAL THERAPY	170807	0	0.00	1	100.0	0	1
HEATING AND AIR CONDITIONING	470203	1	100.0	0	0.00	0	1
		=====	=====	=====	=====	=====	=====
STATE TOTAL		44142	42.54%	54309	52.34%	5307	103758

ENROLLMENTS IN STATE BOARD APPROVED OCCUPATIONAL PROGRAMS BY GENDER*
1989-90

PROGRAM	CIPCODE	TOTAL MEN	PERCENT MEN	TOTAL WOMEN	PERCENT WOMEN	TOTAL STUDENTS
BUSINESS ADMINISTRATION & MGMT (GENERAL)	060401	4837	42.81	6463	57.19	11300
NURSING (GENERAL)	181101	594	8.42	6460	91.58	7054
ACCOUNTING AND COMPUTING	070102	1210	25.19	3593	74.81	4803
ELECTRONIC TECHNOLOGY	150303	3361	90.06	371	9.94	3732
ACCOUNTING, BOOKKEEPING & REL PROGS, GENL	070101	1042	29.13	2535	70.87	3577
CRIMINAL JUSTICE TECHNOLOGY	430105	1916	70.16	815	29.84	2731
LAW ENFORCEMENT	430107	1753	75.99	554	24.01	2307
COMPUTER PROGRAMMING	110201	888	45.99	1043	54.01	1931
OFFICE SUPERVISION AND MANAGEMENT	070401	724	37.65	1199	62.35	1923
BUSINESS DATA PROCESSING & REL PROGS, GE	070301	689	37.77	1135	62.23	1824
DRAFTING AND DESIGN TECHNOLOGY	150202	1435	81.53	325	18.47	1760
PRACTICAL NURSING	170605	130	7.50	1604	92.50	1734
BOOKKEEPING	070103	437	27.31	1163	72.69	1600
DATA PROCESSING	110301	542	35.7	976	64.30	1518
LEGAL ASSISTING	220103	136	9.40	1311	90.60	1447
MICROCOMPUTER APPLICATIONS	110601	672	46.47	774	53.53	1446
WORD PROCESSING	070801	35	2.46	1386	97.54	1421
ENGINEERING & RELATED TECH. (OTHER)	159999	998	77.67	287	22.33	1285
MARKETING, GENERAL	080708	618	48.39	659	51.61	1277
AUTOMOTIVE MECHANICS	470604	1149	94.65	65	5.35	1214
CORRECTIONS	430102	721	59.73	486	40.27	1207
COMMERCIAL ART	480203	450	40.25	668	59.75	1118
MACHINE TOOL OPERATION/MACHINE SHOP	480503	1017	95.58	47	4.42	1064
AIR CONDITION, HEAT, & REFRIG. TECH.	150501	1015	97.97	21	2.03	1036
CHILD CARE & GUIDANCE MGMT. (GENERAL)	200201	23	2.35	954	97.65	977
AUTOMOTIVE TECHNOLOGY	150803	821	93.61	56	6.39	877
SECRETARIAL	070606	19	2.25	826	97.75	845
ARCHIT. DESIGN & CONSTRUCTION TECHNOLOGY	150101	650	76.92	195	23.08	845
EXECUTIVE SECRETARIAL	070603	16	1.95	805	98.05	821
FOOD PRODUCTION/MGMT/SERVICES (GENERAL)	200401	412	50.74	400	49.26	812
INDUSTRIAL TECHNOLOGY	150603	687	91.48	64	8.52	751
ELECTRICAL & ELECTRONIC TECH. (OTHER)	150399	577	79.81	146	20.19	723

*PROGRAMS ARE LISTED IN DESCENDING ORDER BY THE NUMBER OF ENROLLMENTS.
PROGRAM NAMES ARE THOSE STANDARDIZED BY THE U.S. DEPARTMENT OF EDUCATION.

DATA WAS NOT SUBMITTED BY HIGHLAND PARK COMMUNITY COLLEGE.

**ENROLLMENTS IN STATE BOARD APPROVED OCCUPATIONAL PROGRAMS BY GENDER
1989-90**

PROGRAM	CIPCODE	TOTAL	PERCENT	TOTAL	PERCENT	TOTAL
		MEN	MEN	WOMEN	WOMEN	STUDENTS
SECRETARIAL & RELATED PROGRAMS (GENERAL)	070601	20	2.81	693	97.19	713
MECHANICAL DESIGN TECHNOLOGY	150805	611	87.04	91	12.96	702
LEGAL SECRETARIAL	070604	6	0.86	695	99.14	701
WELDING TECHNOLOGY	150610	636	94.64	36	5.36	672
CHILD CARE AIDE/ASSISTING	200202	13	2.00	636	98.00	649
AIRPLANE PILOTING AND NAVIGATION	490102	569	88.22	76	11.78	645
SECRETARIAL & RELATED PROGRAMS (OTHER)	070699	30	4.66	614	95.34	644
ARCHITECTURAL DRAFTING	480102	502	78.44	138	21.56	640
BUSINESS AND MANAGEMENT (OTHER)	069999	256	43.69	330	56.31	586
RADIO/TV PRODUCTION & BROADCASTING TECH	100104	346	59.55	235	40.45	581
MEDICAL ASSISTING	170503	19	3.33	551	96.67	570
DRAFTING (GENERAL)	480101	449	81.05	105	18.95	554
PHOTOGRAPHIC TECHNOLOGY	100103	280	52.04	258	47.96	538
HEAT/AIR/REFRIGERATE MECH. (GEN.)	470201	521	97.93	11	2.07	532
QUALITY CONTROL TECHNOLOGY	150702	367	70.04	157	29.96	524
CHEF/COOK	200403	349	66.99	172	33.01	521
CRIMINAL JUSTICE STUDIES	430104	324	63.53	186	36.47	510
RADIOGRAPH MEDICAL TECHNOLOGY	170209	135	27.66	353	72.34	488
GENERAL MARKETING (OTHER)	080799	228	47.60	251	52.40	479
DENTAL HYGIENE	170102	9	1.91	463	98.09	472
MEDICAL SECRETARIAL	070605	8	1.75	450	98.25	458
MENTAL HEALTH/HUMAN SERVICES TECH.	170406	86	19.33	359	80.67	445
PRECISION PRODUCTION (OTHER)	489999	418	95.87	18	4.13	436
FASHION MERCHANDISING	080102	18	4.31	400	95.69	418
FIRE CONTROL & SAFETY TECHNOLOGY	430201	371	94.64	21	5.36	392
EMERGENCY MEDICAL TECH.-AMBULANCE	170205	251	65.19	134	34.81	385
BUSINESS & PERSONAL SERVICES MARKETING,	080201	141	36.72	243	63.28	384
ROBOTICS TECHNOLOGY	150405	349	92.08	30	7.92	379
ELECTROMECHANICAL TECHNOLOGY	150403	328	88.17	44	11.83	372
RESPIRATORY THERAPY TECHNOLOGY	170210	102	27.72	266	72.28	368
LAW ENFORCEMENT ADMINISTRATION	430108	189	53.69	163	46.31	352
DENTAL ASSISTING	170101	8	2.30	340	97.70	348
INSTRUMENTATION TECHNOLOGY	150404	319	93.55	22	6.45	341
COURT REPORTING	070602	11	3.26	326	96.74	337
HOTEL/MOTEL MANAGEMENT	060701	140	42.30	191	57.70	331
BUSINESS COMPUTER AND CONSOLE OPERATION	070302	102	32.69	210	67.31	312
SMALL BUSINESS MANAGEMENT	061801	133	45.86	157	54.14	290
INFORMATION SCIENCES AND SYSTEMS	110401	137	47.24	153	52.76	290

174

175

**ENROLLMENTS IN STATE BOARD APPROVED OCCUPATIONAL PROGRAMS BY GENDER
1988-90**

PROGRAM	CIPCODE	TOTAL MEN	PERCENT MEN	TOTAL WOMEN	PERCENT WOMEN	TOTAL STUDENTS
OCCUPATIONAL THERAPY ASSISTING	170808	18	6.43	262	93.57	280
TRANSPORTATION AND TRAVEL MKTG, OTH	081199	41	14.86	235	85.14	276
INTERIOR DESIGN	040501	26	9.52	247	90.48	273
MECHANICAL & RELATED TECH. (OTHER)	150899	233	85.98	38	14.02	271
INSTITUTIONAL MANAGEMENT (OTHER)	060799	30	11.32	235	88.68	265
COMPUTER TECHNOLOGY	150301	181	70.16	77	29.84	258
ELECTRICIAN	460302	241	93.41	17	6.59	258
LANDSCAPING	010605	153	62.45	92	37.55	245
ELECTRICAL TECHNOLOGY	150302	230	93.88	15	6.12	245
GENERAL OFFICE CLERK	070705	8	3.36	230	96.64	238
AIRCRAFT MECHANICS, AIRFRAME	470607	215	94.71	12	5.29	227
SIGN LANGUAGE INTERPRETING	170410	30	13.33	195	86.67	225
TRANSPORTATION & MATERIAL MOVING (OTHER)	499999	208	92.86	16	7.14	224
COMMUNICATION TECHNOLOGIES (OTHER)	100199	148	68.52	68	31.48	216
MECHANICAL DRAFTING	480105	190	90.91	19	9.09	209
RETAILING	080705	66	32.67	136	67.33	202
PRECISION WORK/ASSORTED MAT. (OTHER)	480699	133	68.21	62	31.79	195
MENTAL HEALTH/HUMAN SERVICES ASSIST	170405	23	12.50	161	87.50	184
BUSINESS DATA PROGRAMMING	070305	69	38.12	112	61.88	181
GERIATRIC AIDE	170601	14	7.78	166	92.22	180
AUTOMOTIVE BODY REPAIR	470603	143	81.25	33	18.75	176
RESPIRATORY THERAPY	170818	39	22.41	135	77.59	174
ARCHITECTURAL TECHNOLOGIES (OTHER)	150199	110	65.48	58	34.52	168
REAL ESTATE (GENERAL)	061701	90	55.21	73	44.79	163
CIVIL TECHNOLOGY	150201	136	85.53	23	14.47	159
CONSTRUCTION TRADES (OTHER)	469999	142	94.67	8	5.33	150
ILLUSTRATION DESIGN	500403	71	47.97	77	52.03	148
GRAPHIC & PRINTING COMMUNICATION (GEN)	480201	58	39.73	88	60.27	146
COMMUNICATION ELECTRONICS	470103	65	46.10	76	53.90	141
TRADE & INDUSTRIAL SUPV & MANAGEMENT, GE	062001	114	81.43	26	18.57	140
BUSINESS DATA PROCESSING & RELATED PROGS	070399	49	36.03	87	63.97	136
PHYSICAL THERAPY ASSISTING	170815	19	14.07	116	85.93	135
COSMETOLOGY	120403	3	2.24	131	97.76	134
WELDING, BRAZING, AND SOLDERING	480508	126	94.74	7	5.26	133
BIOMEDICAL EQUIPMENT TECHNOLOGY	150401	111	86.05	18	13.95	129
PLASTIC TECHNOLOGY	150607	102	80.95	24	19.05	126
DRAFTING (OTHER)	480199	105	83.33	21	16.67	126

**ENROLLMENTS IN STATE BOARD APPROVED OCCUPATIONAL PROGRAMS BY GENDER
1989-90**

PROGRAM	CIPCODE	TOTAL MEN	PERCENT MEN	TOTAL WOMEN	PERCENT WOMEN	TOTAL STUDENTS
MEDICAL LABORATORY TECHNOLOGY	170309	26	22.22	91	77.78	117
INDUSTRIAL MACHINERY MAINT. & REPAIR	470303	113	96.58	4	3.42	117
BANKING & RELATED FINANCIAL PROGS, GENL	070201	20	17.39	95	82.61	115
STENOGRAPHIC	070607	5	4.39	109	95.61	114
METALLURGICAL TECHNOLOGY	410303	95	86.36	15	13.64	110
EXERCISE PHYSIOLOGY	170804	20	19.05	85	80.95	105
WARD SERVICE MANAGEMENT	170606	14	13.46	90	86.54	104
MEDICAL RECORDS TECHNOLOGY	170506	2	1.96	100	98.04	102
CRIMINAL JUSTICE (OTHER)	430199	62	61.39	39	38.61	101
COMPUTER ELECTRONICS	470104	80	84.21	15	15.79	95
EMERGENCY MEDICAL TECH.-PARAMEDIC	170206	62	66.67	31	33.33	93
PHARMACY ASSISTING	170507	17	18.48	75	81.52	92
HOME FURNISHINGS AIDE	200506	0	0.00	92	100.0	92
TRANSPORTATION MANAGEMENT	060705	53	58.89	37	41.11	90
MENTAL HEALTH/HUMAN SERVICES (OTHER)	170499	8	8.89	82	91.11	90
CLERK-TYPIST	070702	1	1.12	88	98.88	89
FINANCIAL SERVICES MARKETING (GENERAL)	080401	33	39.29	51	60.71	84
COMPUTER SERVICING TECHNOLOGY	150402	66	78.57	18	21.43	84
LITHOGRAPHY/PHOTOGRAPHY/PLATEMAKING	480206	47	56.63	36	43.37	83
GRAPHIC DESIGN	500402	26	33.77	51	66.23	77
HOME FURNISHINGS & EQUIP. MGMT. (GENERAL	200501	5	6.67	70	93.33	75
CHEMICAL TECHNOLOGY	410301	40	58.82	28	41.18	68
CIVIL TECHNOLOGIES (OTHER)	150299	64	95.52	3	4.48	67
DIESEL ENGINE MECHANICS	470605	64	95.52	3	4.48	67
MATERIAL HANDLING	490203	43	64.18	24	35.82	67
WATER & WASTEWATER TECHNOLOGY	150506	54	83.08	11	16.92	65
PRECISION METAL WORK (OTHER)	480599	64	98.46	1	1.54	65
ULTRASOUND TECHNOLOGY	170212	6	10.00	54	90.00	60
ELECTRICAL/ELECTRONICS REPAIR (GEN)	470101	51	85.00	9	15.00	60
DIETETIC AID/ASSISTING	200404	8	14.04	49	85.96	57
LIBRARY ASSISTING	250301	2	3.51	55	96.49	57
OUTDOOR RECREATION	310201	39	68.42	18	31.58	57
RESTAURANT MANAGEMENT	060704	28	51.85	26	48.15	54
TYPING, GENL OFFICE & RELATED PROGRAMS,	070701	3	5.56	51	94.44	54
TRAVEL SERVICES MARKETING	081105	3	5.56	51	94.44	54
AERONAUTICAL TECHNOLOGY	150801	47	88.68	6	11.32	53
MISC. ALLIED HEALTH SERVICES (OTHER)	170599	0	0.00	52	100.0	52
TOURISM	081104	19	38.00	31	62.00	50

**ENROLLMENTS IN STATE BOARD APPROVED OCCUPATIONAL PROGRAMS BY GENDER
1989-90**

PROGRAM	CIPCODE	TOTAL MEN	PERCENT MEN	TOTAL WOMEN	PERCENT WOMEN	TOTAL STUDENTS
EDUCATIONAL MEDIA TECHNOLOGY	100101	39	78.00	11	22.00	50
MEDICAL OFFICE MANAGEMENT	170505	3	6.12	46	93.88	49
SURGICAL TECHNOLOGY	170211	5	10.64	42	89.36	47
COOLING AND REFRIGERATION	470202	45	97.83	1	2.17	46
INDUSTRIAL PRODUCTION TECH. (OTHER)	150699	37	82.22	8	17.78	45
OPTOMETRIC TECHNOLOGY	170705	8	17.78	37	82.22	45
WATER TRANSPORTATION (GENERAL)	490301	42	100.0	0	0.00	42
SMALL ENGINE REPAIR	470606	39	95.12	2	4.88	41
DENTAL SERVICES (OTHER)	170199	2	5.00	38	95.00	40
FLORAL DESIGN	200504	3	7.69	36	92.31	39
SECURITY SERVICES	430109	31	79.49	8	20.51	39
AIRCRAFT MECHANICS, POWER PLANT	470608	37	97.37	1	2.63	38
SCIENCE TECHNOLOGIES (OTHER)	419999	8	22.86	27	77.14	35
SAILORS AND DECKHANDS	490308	32	94.12	2	5.88	34
FOOD PROCESSING TECHNOLOGY	150602	13	39.39	20	60.61	33
FOUNDRY WORK	480502	26	81.25	6	18.75	32
HEAVY EQUIP. MAINTENANCE AND REPAIR	470302	31	100.0	0	0.00	31
COMPUTER & INFORMATION SCIENCES (OTHER)	119999	10	33.33	20	66.67	30
PLASTICS	480604	23	82.14	5	17.86	28
MARKETING OF BUSINESS OR PERSONAL SERVICE	080203	14	51.85	13	48.15	27
SHEET METAL	480506	27	100.0	0	0.00	27
QUALITY CONTROL & SAFETY TECH. (OTHER)	150799	19	76.00	6	24.00	25
COMPOSITION, MAKE-UP, & TYPESETTING	480205	9	36.00	16	64.00	25
SALES	080706	8	36.36	14	63.64	22
LASER ELECTRO-OPTIC TECHNOLOGY	150304	17	80.95	4	19.05	21
ENVIRONMENTAL CONTROL TECH. (OTHER)	150599	20	95.24	1	4.76	21
CHEMISTRY TECHNOLOGY	170302	6	31.58	13	68.42	19
VEHICLE/MOBILE EQUIP MECH/REPAIRER (GEN)	470601	17	89.47	2	10.53	19
BUSINESS DATA ENTRY EQUIPMENT OPERATION	070303	0	0.00	17	100.0	17
PARKS AND RECREATION MANAGEMENT	310301	11	64.71	6	35.29	17
METAL PATTERNMAKING	480505	16	94.12	1	5.88	17
AUTOMOTIVE VEHICLES & ACCESSORIES MARKETING	081203	14	87.50	2	12.50	16
ENERGY CONSERVATION & USE TECHNOLOGY	150503	14	100.0	0	0.00	14
PROTECTIVE SERVICES (OTHER)	439999	2	14.29	12	85.71	14
TYPING, GENL OFFICE & RELATED PROGRAMS,	070799	0	0.00	13	100.0	13
MECHANICS AND REPAIRERS (OTHER)	479999	9	81.82	2	18.18	11
GRAPHIC/PRINTING COMMUNICATION (OTHER)	480299	5	45.45	6	54.55	11
FOOD PRODUCTION/MGMT/SERVICES (OTHER)	200499	2	20.00	8	80.00	10
ANIMAL HEALTH	020203	0	0.00	9	100.0	9

**ENROLLMENTS IN STATE BOARD APPROVED OCCUPATIONAL PROGRAMS BY GENDER
1989-90**

PROGRAM	CIPCODE	TOTAL MEN	PERCENT MEN	TOTAL WOMEN	PERCENT WOMEN	TOTAL STUDENTS
LOGGING	030405	9	100.0	0	0.00	9
EDUCATIONAL ASSISTING AND TRAINING	070502	7	77.78	2	22.22	9
BUSINESS AND OFFICE (OTHER)	079999	0	0.00	8	100.0	8
VETERINARIAN ASSISTING	170512	2	25.00	6	75.00	8
OCCUPATIONAL SAFETY & HEALTH TECHNOLOGY	150701	4	57.14	3	42.85	7
JOURNALISM (MASS COMMUNICATIONS)	090401	2	33.33	4	66.67	6
SOLAR HEATING & COOLING TECHNOLOGY	150505	5	83.33	1	16.67	6
PETROLEUM TECHNOLOGY	150903	6	100.0	0	0.00	6
DIAGNOSTIC & TREATMENT SERVICES (OTHER)	170299	3	50.00	3	50.00	6
BIOLOGICAL LABORATORY TECHNOLOGY	410101	3	50.00	3	50.00	6
TOOL AND DIE MAKING	480507	6	100.0	0	0.00	6
DENTAL LABORATORY TECHNOLOGY	170103	2	40.00	3	60.00	5
PHYSICAL SCIENCE TECHNOLOGIES (OTHER)	410399	5	100.0	0	0.00	5
ELECTROCARDIOGRAPH TECHNOLOGY	170203	2	50.00	2	50.00	4
ELECTRICAL/ELECTRONICS DRAFTING	480104	3	75.00	1	25.00	4
AGRICULTURAL BUSINESS	010102	3	100.0	0	0.00	3
AGRI BUSINESS & MGMT (GENERAL)	010101	0	0.00	2	100.0	2
PIPEFITTING AND STEAMFITTING	460502	2	100.0	0	0.00	2
ELECTRICAL/ELECTRONICS REPAIR (OTHER)	470199	0	0.00	2	100.0	2
AGRICULTURAL MECHANICS (GENERAL)	010201	1	100.0	0	0.00	1
AGRIBUSINESS & AGRIPROD (OTHER)	019999	1	100.0	0	0.00	1
RECEPTIONIST & COMMUNICATION SYSTEMS OPE	070707	0	0.00	1	100.0	1
ALCOHOL/DRUG ABUSE SPECIALTY	170401	0	0.00	1	100.0	1
INDUSTRIAL DESIGN	500404	1	100.0	0	0.00	1
		=====	=====	=====	=====	=====
TOTAL		44096	45.60%	52603	54.40%	96699

YEAR-END PROGRAM ENROLLMENTS BY GENDER*
1988-89

PROGRAM	CIPCODE	TOTAL MEN	PERCENT** MEN	TOTAL WOMEN	PERCENT** WOMEN	UNKNOWN	TOTAL STUDENTS
LIBERAL/GENERAL STUDIES	240101	38197	40.77	48862	52.15	6637	93696
BUSINESS ADMINISTRATION & MGMT (GENERAL)	060401	9950	42.53	11684	49.94	1762	23396
NURSING (GENERAL)	181101	638	7.79	7297	89.14	251	8186
ACCOUNTING AND COMPUTING	070102	1638	26.59	4257	69.11	265	6160
EDUCATION (GENERAL)	130101	2315	39.78	3334	57.29	171	5820
GENERAL STUDIES	240102	2517	48.02	2451	46.76	274	5242
ELECTRONIC TECHNOLOGY	150303	4026	83.53	499	10.35	295	4820
ACCOUNTING, BOOKKEEPING & REL PROGS, GENL	070101	1264	27.65	3127	68.41	180	4571
COMPUTER PROGRAMMING	110201	1221	38.80	1719	54.62	207	3147
ENGINEERING (GENERAL)	140101	2541	81.08	379	12.09	214	3134
LAW ENFORCEMENT	430107	1665	69.35	634	26.41	102	2401
CORRECTIONS	430102	1552	66.50	673	28.83	109	2334
CRIMINAL JUSTICE TECHNOLOGY	430105	1447	63.41	731	32.03	104	2282
DRAFTING AND DESIGN TECHNOLOGY	150202	1549	76.34	389	19.17	91	2029
ELEMENTARY EDUCATION	131202	213	10.74	1741	87.80	29	1983
ENGINEERING & RELATED TECH. (OTHER)	159999	1490	76.69	341	17.55	112	1943
MICROCOMPUTER APPLICATIONS	110601	811	42.09	979	50.80	137	1927
MARKETING, GENERAL	080708	850	44.27	1027	53.49	43	1920
BUSINESS DATA PROCESSING & REL PROGS, GE	070301	701	36.84	1067	56.07	135	1903
AUTOMOTIVE MECHANICS	470604	1623	91.18	82	4.61	75	1780
WORD PROCESSING	070801	31	1.82	1595	93.60	78	1704
PRACTICAL NURSING	170605	122	7.25	1521	90.37	40	1683
BOOKKEEPING	070103	343	22.43	960	62.79	226	1529
DATA PROCESSING	110301	642	43.44	774	52.37	62	1478
PSYCHOLOGY (GENERAL)	420101	403	27.40	1039	70.63	29	1471
LIBERAL/GENERAL STUDIES (OTHER)	240199	519	40.30	595	46.20	174	1288
MACHINE TOOL OPERATION/MACHINE SHO	480503	1179	93.42	36	2.85	47	1262
LEGAL ASSISTING	220103	178	14.29	979	78.57	89	1246
COMMERCIAL ART	480203	430	34.79	709	57.36	97	1236
BUSINESS AND MANAGEMENT (GENERAL)	060101	616	50.45	576	47.17	29	1221
AIR CONDITION, HEAT, & REFRIG. TECH.	150501	1090	89.79	23	1.89	101	1214
EXECUTIVE SECRETARIAL	070603	17	1.52	1057	94.37	46	1120
ELECTRICAL/ELECTRONICS REPAIR (GEN)	470101	921	82.90	48	4.32	142	1111

*PROGRAMS ARE LISTED IN DESCENDING ORDER BY TOTAL ENROLLMENTS.
PROGRAM NAMES ARE THOSE STANDARDIZED BY THE U.S. DEPARTMENT OF EDUCATION.
**WILL NOT EQUAL 100% DUE TO UNKNOWN.

**YEAR-END PROGRAM ENROLLMENTS BY GENDER
1988-89**

PROGRAM	CIPCODE	TOTAL MEN	PERCENT MEN	TOTAL WOMEN	PERCENT WOMEN	UNKNOWN	TOTAL STUDENTS
OFFICE SUPERVISION AND MANAGEMENT	070401	367	33.49	661	60.31	68	1096
FINE ARTS (GENERAL)	500701	363	33.27	664	60.86	64	1091
TOOL AND DIE MAKING	480507	887	84.16	22	2.09	145	1054
FOOD PRODUCTION/MGMT/SERVICES (GENERAL)	200401	501	48.50	471	45.60	61	1033
BUSINESS ADMINISTRATION & MGMT (OTHER)	060499	510	51.67	470	47.62	7	987
AUTOMOTIVE TECHNOLOGY	150803	851	88.28	57	5.91	56	964
SECRETARIAL & RELATED PROGRAMS (GENERAL)	070601	30	3.15	830	87.09	93	953
CHILD CARE AIDE/ASSISTING	200202	26	2.87	856	94.48	24	906
CRIMINAL JUSTICE STUDIES	430104	577	63.90	316	34.99	10	903
LEGAL SECRETARIAL	070604	28	3.14	821	91.94	44	893
SECRETARIAL	070606	19	2.27	797	95.11	22	838
CHILD CARE & GUIDANCE MGMT. (GENERAL)	200201	13	1.60	784	96.67	14	811
ARCHIT. DESIGN & CONSTRUCTION TECHNOLOGY	150101	609	75.84	158	19.68	36	803
INDUSTRIAL TECHNOLOGY	150603	660	83.65	62	7.86	67	789
RADIO/TV PRODUCTION & BROADCASTING TECH	100104	401	52.35	284	37.08	81	766
MECHANICAL DESIGN TECHNOLOGY	150805	629	83.31	99	13.11	27	755
SCIENCE TECHNOLOGIES (OTHER)	419999	275	37.26	358	48.51	105	738
MATHEMATICS (GENERAL)	270101	505	68.61	227	30.84	4	736
COMPUTER & INFORMATION SCIENCES (GENERAL)	110101	462	63.20	243	33.24	26	731
AIRPLANE PILOTING AND NAVIGATION	490102	512	70.04	182	24.90	37	731
SECONDARY EDUCATION	131205	331	45.47	373	51.24	24	728
MEDICAL ASSISTING	170503	17	2.34	656	90.48	52	725
PRECISION PRODUCTION (OTHER)	489999	578	80.95	38	5.32	98	714
SOCIAL WORK (GENERAL)	440701	141	19.86	553	77.89	16	710
ARCHITECTURAL DRAFTING	480102	490	69.41	155	21.95	61	706
DENTAL HYGIENE	170102	14	1.99	666	94.60	24	704
MEDICAL SECRETARIAL	070605	12	1.74	648	94.19	28	688
SECRETARIAL & RELATED PROGRAMS (OTHER)	070699	27	3.93	631	91.85	29	687
MENTAL HEALTH/HUMAN SERVICES TECH.	170406	119	17.32	554	80.64	14	687
MECHANICAL DRAFTING	480105	473	70.70	116	17.34	80	669
BUSINESS AND MANAGEMENT (OTHER)	069999	325	48.87	330	49.62	10	665
WELDING TECHNOLOGY	150610	601	92.75	21	3.24	26	648
FIRE CONTROL & SAFETY TECHNOLOGY	430201	538	88.78	34	5.61	34	606
RADIOGRAPH MEDICAL TECHNOLOGY	170209	133	22.24	446	74.58	19	598
DRAFTING (GENERAL)	480101	478	80.34	85	14.29	32	595
BUSINESS DATA PROGRAMMING	070305	295	50.17	293	49.83	0	588
CHEF/COOK	200403	347	59.01	174	29.59	67	588
BIOLOGICAL AND PHYSICAL SCIENCES	300101	182	31.49	390	67.47	6	578
MECHANICS AND REPAIRERS (OTHER)	479999	457	79.34	119	20.66	0	576

**YEAR-END PROGRAM ENROLLMENTS BY GENDER
1988-89**

PROGRAM	CIPCODE	TOTAL MEN	PERCENT MEN	TOTAL WOMEN	PERCENT WOMEN	UNKNOWN	TOTAL STUDENTS
PHOTOGRAPHIC TECHNOLOGY	100103	248	44.68	259	46.67	48	555
ROBOTICS TECHNOLOGY	150405	462	85.40	40	7.39	39	541
QUALITY CONTROL TECHNOLOGY	150702	358	66.92	139	25.98	38	535
LAW ENFORCEMENT ADMINISTRATION	430108	356	67.30	136	25.71	37	529
EMERGENCY MEDICAL TECH.-AMBULANCE	170205	282	54.65	203	39.34	31	516
INFORMATION SCIENCES AND SYSTEMS	110401	150	29.35	310	60.67	51	511
RESPIRATORY THERAPY TECHNOLOGY	170210	139	28.54	336	68.99	12	487
WOODWORKING (OTHER)	480799	359	75.90	20	4.23	94	473
PRE-LAW	220102	229	49.35	226	48.71	9	464
TRUCK AND BUS DRIVING	490205	397	86.49	47	10.24	15	459
FASHION MERCHANDISING	080102	21	4.74	408	92.10	14	443
ELECTROMECHANICAL TECHNOLOGY	150403	372	84.55	59	13.41	9	440
INTERIOR DESIGN	040501	38	8.68	370	84.47	30	438
BUSINESS COMPUTER AND CONSOLE OPERATION	070302	142	32.42	277	63.24	19	438
PHYSICAL THERAPY ASSISTING	170815	62	14.45	351	81.82	16	429
OCCUPATIONAL THERAPY ASSISTING	170808	21	5.19	369	91.11	15	405
CHEMISTRY (GENERAL)	400501	210	52.37	187	46.63	4	401
ENGINEERING (OTHER)	149999	348	88.10	41	10.38	6	395
BUSINESS & PERSONAL SERVICES MARKETING,	080201	138	35.20	254	64.80	0	392
DENTAL ASSISTING	170101	5	1.29	371	95.62	12	388
INSTRUMENTATION TECHNOLOGY	150404	314	81.98	19	4.96	50	383
HOTEL/MOTEL MANAGEMENT	060701	157	41.10	200	52.36	25	382
JOURNALISM (MASS COMMUNICATIONS)	090401	158	44.01	183	50.97	18	359
GENERAL OFFICE CLERK	070705	17	4.76	328	91.88	12	357
ELECTRICAL & ELECTRONIC TECH. (OTHER)	150399	307	86.72	39	11.02	8	354
MECHANICAL & RELATED TECH. (OTHER)	150899	310	87.57	31	8.76	13	354
CHILD DEVELOPMENT, CARE & GUIDANCE	200102	6	1.70	336	95.18	11	353
BANKING AND FINANCE	060301	54	15.88	283	83.24	3	340
HEAT/AIR/REFRIGERATE MECH. (GEN.)	470201	276	81.90	6	1.78	55	337
BIOLOGY (GENERAL)	260101	177	52.99	152	45.51	5	334
SECURITY SERVICES	430109	182	54.82	104	31.33	46	332
COURT REPORTING	070602	11	3.33	294	89.09	25	330
CRIMINAL JUSTICE (OTHER)	430199	184	56.44	139	42.64	3	326
GENERAL MARKETING (OTHER)	080799	149	46.85	161	50.63	8	318
TRAVEL SERVICES MARKETING	081105	38	12.03	277	87.66	1	316
MUSIC (GENERAL)	500901	166	53.90	140	45.45	2	308
SOCIAL SCIENCES (GENERAL)	450101	115	37.95	182	60.07	6	303
COMPUTER TECHNOLOGY	150301	219	72.00	70	23.33	11	300
CORRECTIONAL ADMINISTRATION	430101	177	59.00	105	35.00	18	300

**YEAR-END PROGRAM ENROLLMENTS BY GENDER
1988-89**

PROGRAM	CIPCODE	TOTAL MEN	PERCENT MEN	TOTAL WOMEN	PERCENT WOMEN	UNKNOWN	TOTAL STUDENTS
ECONOMICS	450601	172	57.72	125	41.95	1	298
DRAFTING (OTHER)	480199	215	74.91	56	19.51	16	287
SMALL BUSINESS MANAGEMENT	061801	135	47.20	146	51.05	5	286
AUTOMOTIVE BODY REPAIR	470603	254	92.36	8	2.91	13	275
PHYSICAL THERAPY	170813	80	30.08	179	67.29	7	266
PHYSICAL EDUCATION	131314	166	62.64	98	36.98	1	265
DIESEL ENGINE MECHANICS	470605	209	81.01	11	4.26	38	258
MISC. CONSTRUCTION TRADES (OTHER)	460499	243	94.55	8	3.11	6	257
RESPIRATORY THERAPY	170818	60	23.90	178	70.92	13	251
AIRCRAFT MECHANICS, AIRFRAME	470607	228	91.57	10	4.02	11	249
ENGLISH (GENERAL)	230101	113	45.56	133	53.63	2	248
RETAILING	080705	68	27.64	157	63.82	21	246
COSMETOLOGY	120403	8	3.27	217	88.57	20	245
PRECISION WORK/ASSORTED MAT. (OTHER)	480699	153	63.22	75	30.99	14	242
ELECTRICAL TECHNOLOGY	150302	226	93.78	15	6.22	0	241
LANDSCAPING	010605	106	46.90	84	37.17	36	226
TRADE & INDUSTRIAL SUPV & MANAGEMENT, GE	062001	129	57.33	81	36.00	15	225
HEATING AND AIR CONDITIONING	470203	218	97.76	3	1.35	2	223
HUMANITIES AND SOCIAL SCIENCES	300401	85	38.64	133	60.45	2	220
SIGN LANGUAGE INTERPRETING	170410	33	15.07	178	81.28	8	219
CONSTRUCTION TRADES (OTHER)	469999	195	91.55	6	2.82	12	213
FOOD SERVICE	200406	90	42.86	110	52.38	10	210
EDUCATION OF THE DEAF & HEARING IMPAIRED	131003	30	14.63	175	85.37	0	205
FOREIGN LANGUAGES, MULTIPLE EMPHASIS	160101	66	32.35	137	67.16	1	204
DRAMATIC ARTS	500501	87	43.07	113	55.94	2	202
MEDICAL LABORATORY TECHNOLOGY	170309	35	17.59	161	80.90	3	199
ALLIED HEALTH (OTHER)	179999	9	4.55	188	4.95	1	198
EMERGENCY MEDICAL TECH.-PARAMEDIC	170206	117	61.90	64	33.86	8	189
ARCHITECTURAL TECHNOLOGIES (OTHER)	150199	133	71.12	53	28.34	1	187
ART EDUCATION	131302	72	39.13	109	59.24	3	184
SPECIAL EDUCATION (GENERAL)	131001	24	14.12	141	82.94	5	170
ILLUSTRATION DESIGN	500403	49	28.99	96	56.80	24	169
PRE-MEDICINE	181801	85	50.60	81	48.21	2	168
MENTAL HEALTH/HUMAN SERVICES ASSIST	170405	15	8.98	136	81.44	16	167
HISTORY	450801	100	60.61	65	39.39	0	165
SALES	080706	74	45.96	83	51.55	4	161
ACCOUNTING	060201	38	23.90	118	74.21	3	159
MEDICAL RECORDS TECHNOLOGY	170506	5	3.14	145	91.19	9	159

**YEAR-END PROGRAM ENROLLMENTS BY GENDER
1988-89**

PROGRAM	CIPCODE	TOTAL MEN	PERCENT MEN	TOTAL WOMEN	PERCENT WOMEN	UNKNOWN	TOTAL STUDENTS
CRIMINAL JUSTICE ADMINISTRATION	430103	95	60.13	62	39.24	1	158
SURGICAL TECHNOLOGY	170211	12	7.84	141	92.16	0	153
PLASTIC TECHNOLOGY	150607	123	83.11	22	14.86	3	148
REAL ESTATE (GENERAL)	061701	84	57.14	62	42.18	1	147
BUSINESS DATA PROCESSING & RELATED PROGS	070399	40	27.21	89	60.54	18	147
GERIATRIC AIDE	170601	5	4.08	125	85.03	16	147
GRAPHIC & PRINTING COMMUNICATION (GEN)	480201	56	38.10	90	61.22	1	147
PRE-PHARMACY	181901	67	46.21	77	53.10	1	145
WELDING, BRAZING, AND SOLDERING	480508	122	84.14	8	5.52	15	145
MUSIC THEORY AND COMPOSITION	500904	70	48.28	43	29.66	32	145
CLERK-TYPIST	070702	6	4.29	133	95.00	1	140
CIVIL TECHNOLOGY	150201	103	77.44	24	18.05	6	133
FINANCIAL SERVICES MARKETING (GENERAL)	080401	55	41.67	74	56.06	3	132
METALLURGICAL TECHNOLOGY	410303	110	84.62	19	14.62	1	130
VETERINARIAN ASSISTING	170512	9	7.03	110	85.94	9	128
ACCOUNTING, BOOKKEEPING & REL PROGS, OTH	070199	44	34.65	83	65.35	0	127
PLUMBING, PIPE-STEAMFITTING (GENERAL)	460501	119	95.20	2	1.60	4	125
PHARMACY ASSISTING	170507	17	13.82	96	78.05	10	123
INDUSTRIAL MACHINERY MAINT. & REPAIR	470303	114	92.68	7	5.69	2	123
BIOMEDICAL EQUIPMENT TECHNOLOGY	150401	94	77.05	27	22.13	1	122
ALCOHOL/DRUG ABUSE SPECIALTY	170401	46	37.70	74	60.66	2	122
INDUSTRIAL PRODUCTION TECH. (OTHER)	150699	94	78.33	12	10.00	14	120
BANKING & RELATED FINANCIAL PROGS, GENL	070201	20	16.81	97	81.51	2	119
SOCIOLOGY	451101	38	32.20	78	66.10	2	118
PHYSICS (GENERAL)	400801	90	77.59	25	21.55	1	116
PRE-VETERINARY	182001	33	28.95	79	69.30	2	114
COMMUNICATION ELECTRONICS	470103	58	50.88	53	46.49	3	114
LITHOGRAPHY/PHOTOGRAPHY/PLATEMAKING	480206	67	59.29	41	36.28	5	113
AIRCRAFT MECHANICS, POWER PLANT	470608	108	96.43	4	3.57	0	112
SPEECH, DEBATE, AND FORENSICS	231001	50	45.45	56	50.91	4	110
FINE ARTS (OTHER)	500799	36	32.73	73	66.36	1	110
INSTITUTIONAL MANAGEMENT (OTHER)	060799	19	17.43	87	79.82	3	109
SOCIAL WORK (OTHER)	440799	20	18.35	89	81.65	0	109
MISC. ALLIED HEALTH SERVICES (OTHER)	170599	2	1.85	95	87.96	11	108
TRANSPORTATION MANAGEMENT	060705	64	59.81	37	34.58	6	107
EXERCISE PHYSIOLOGY	170804	17	16.19	71	67.62	17	105
DANCE	500301	18	17.14	87	82.86	0	105
WARD SERVICE MANAGEMENT	170606	13	12.62	68	66.02	22	103

**YEAR-END PROGRAM ENROLLMENTS BY GENDER
1988-89**

PROGRAM	CIPCODE	TOTAL MEN	PERCENT MEN	TOTAL WOMEN	PERCENT WOMEN	UNKNOWN	TOTAL STUDENTS
SMALL ENGINE REPAIR	470606	70	69.31	10	9.90	21	101
INDUSTRIAL ELECTRONICS	470105	74	74.00	10	10.00	16	100
CHEMICAL TECHNOLOGY	410301	62	62.63	36	36.36	1	99
ELECTRICIAN	460302	78	79.59	6	6.12	14	98
COMPUTER ELECTRONICS	470104	70	72.16	13	13.40	14	97
CONSUMER, PERSONAL & MISC SERVICES, GENL	129999	6	6.25	88	91.67	2	96
NURSING (OTHER)	181199	11	11.70	83	88.30	0	94
HOME FURNISHINGS AIDE	200506	1	1.08	92	98.92	0	93
STENOGRAPHIC	070607	3	3.30	85	93.41	3	91
ARCHITECTURE	040201	74	82.22	16	17.78	0	90
PHILOSOPHY	380101	48	54.55	38	43.18	2	88
INDUSTRIAL EQUIP. MAINT. & REPAIR (OTHER)	470399	86	97.73	2	2.27	0	88
MEDICAL TECHNOLOGY	170310	20	22.99	67	77.01	0	87
DENTAL LABORATORY TECHNOLOGY	170103	59	68.60	18	20.93	9	86
MEDICAL OFFICE MANAGEMENT	170505	2	2.33	83	96.51	1	86
COMMUNICATION TECHNOLOGIES (OTHER)	100199	39	45.88	46	54.12	0	85
COMPUTER & INFORMATION SCIENCES (OTHER)	119999	25	30.12	55	66.27	3	83
BUSINESS EDUCATION	131303	33	40.24	48	58.54	1	82
COMPUTER SERVICING TECHNOLOGY	150402	70	87.50	10	12.50	0	80
ULTRASOUND TECHNOLOGY	170212	12	15.19	63	79.75	4	79
DIETETIC AID/ASSISTING	200404	12	15.19	60	75.95	7	79
PRECISION METAL WORK (OTHER)	480599	71	92.21	5	6.49	1	77
RESTAURANT MANAGEMENT	060704	34	45.33	41	54.67	0	75
COOLING AND REFRIGERATION	470202	68	90.67	1	1.33	6	75
MUSIC EDUCATION	131312	31	41.89	42	56.76	1	74
OCCUPATIONAL THERAPY	170807	9	12.16	65	87.84	0	74
WATER & WASTEWATER TECHNOLOGY	150506	63	90.00	7	10.00	0	70
FLORAL DESIGN	200504	4	5.71	60	85.71	6	70
SOCIAL SCIENCES (OTHER)	459999	4	5.71	66	94.29	0	70
HOME FURNISHINGS & EQUIP. MGMT. (GENERAL	200501	6	8.82	62	91.18	0	68
ARCHITECTURAL ENGINEERING	140401	56	83.58	10	14.93	1	67
VISUAL & PERFORMING ARTS (OTHER)	509999	24	36.36	40	60.61	2	66
TOURISM	081104	27	41.54	38	58.46	0	65
PRE-ELEMENTARY EDUCATION	131204	6	9.68	51	82.26	5	62
SAILORS AND DECKHANDS	490308	58	93.55	4	6.45	0	62
CIVIL TECHNOLOGIES (OTHER)	150299	59	98.33	1	1.67	0	60
OUTDOOR RECREATION	310201	37	62.71	20	33.90	2	59
CERAMICS	500202	9	15.25	35	59.32	15	59

**YEAR-END PROGRAM ENROLLMENTS BY GENDER
1988-89**

PROGRAM	CIPCODE	TOTAL MEN	PERCENT MEN	TOTAL WOMEN	PERCENT WOMEN	UNKNOWN	TOTAL STUDENTS
MUSIC PERFORMANCE	500903	24	40.68	30	50.85	5	59
EDUCATIONAL MEDIA TECHNOLOGY	100101	38	67.86	13	23.21	5	56
LIBRARY ASSISTING	250301	3	5.36	46	82.14	7	56
PHYSICAL SCIENCES (GENERAL)	400101	40	72.73	15	27.27	0	55
FOSTER CARE/FAMILY CARE	200204	2	3.70	52	96.30	0	54
POLITICAL SCIENCE AND GOVERNMENT	451001	45	83.33	9	16.67	0	54
PURCHASING	080704	19	36.54	30	57.69	3	52
PAINTING	500708	22	43.14	24	47.06	5	51
FORESTRY AND RELATED SCIENCES (GENERAL)	030501	44	88.00	6	12.00	0	50
PRE-DENTISTRY	181701	26	52.00	24	48.00	0	50
TYPING, GENL OFFICE & RELATED PROGRAMS,	070701	0	0.00	49	100.0	0	49
SPECIAL EDUCATION (OTHER)	131099	2	4.17	46	95.83	0	48
AERONAUTICAL TECHNOLOGY	150801	46	95.83	2	4.17	0	48
MATERIAL HANDLING	490203	27	56.25	17	35.42	4	48
NURSING ASSISTING	170602	1	2.13	46	97.87	0	47
GRAPHIC DESIGN	500402	15	32.61	31	67.39	0	46
DENTAL SERVICES (OTHER)	170199	2	4.55	42	95.45	0	44
MENTAL HEALTH/HUMAN SERVICES (OTHER)	170499	6	13.64	36	81.82	2	44
SHEET METAL	480506	44	100.0	0	0.00	0	44
FOOD PROCESSING TECHNOLOGY	150602	20	47.62	22	52.38	0	42
COMMUNICATION SKILLS	320103	24	57.14	18	42.86	0	42
BUSINESS DATA ENTRY EQUIPMENT OPERATION	070303	5	12.20	36	87.80	0	41
SYSTEMS SCIENCE	300601	12	30.00	26	65.00	2	40
ENVIRONMENTAL CONTROL TECH. (OTHER)	150599	31	79.49	6	15.38	2	39
AGRIBUSINESS & AGRIPROD (OTHER)	019999	25	65.79	12	31.58	1	38
INSURANCE MARKETING (GENERAL)	081001	10	26.32	25	65.79	3	38
OPTOMETRIC TECHNOLOGY	170705	6	16.22	28	75.68	3	37
COMPOSITION, MAKE-UP, & TYPESETTING	480200	7	18.92	23	62.16	7	37
LABOR/INDUSTRIAL RELATIONS	061101	13	36.11	21	58.33	2	36
PLASTICS	480604	34	94.44	2	5.56	0	36
FOUNDRY WORK	480502	26	74.29	4	11.43	5	35
FUNERAL SERVICES	120301	24	72.73	9	27.27	0	33
MEDICINE (GENERAL)	181001	17	51.52	16	48.48	0	33
SPORTS/PHYSICAL EDUCATION	360108	15	46.88	12	37.50	5	32
HEAVY EQUIP. MAINTENANCE AND REPAIR	470302	30	96.77	1	3.23	0	31
CRAFTS (GENERAL)	500201	7	22.58	20	64.52	4	31
PHOTOGRAPHY	500605	19	61.29	12	38.71	0	31
AGRI BUSINESS & MGMT (OTHER)	010199	21	70.00	9	30.00	0	30

**YEAR-END PROGRAM ENROLLMENTS BY GENDER
1988-89**

PROGRAM	CIPCODE	TOTAL MEN	PERCENT MEN	TOTAL WOMEN	PERCENT WOMEN	UNKNOWN	TOTAL STUDENTS
FOOD PRODUCTION/MGMT/SERVICES (OTHER)	200499	20	71.43	6	21.43	2	28
FIREFIGHTING	430203	27	100.0	0	0.00	0	27
CONSERVATION	030202	18	72.00	6	24.00	1	25
ENGLISH EDUCATION	131305	6	24.00	19	76.00	0	25
ENERGY CONSERVATION & USE TECHNOLOGY	150503	20	80.00	3	12.00	2	25
VOCATIONAL HOME ECONOMICS (OTHER)	209999	0	0.00	25	100.0	0	25
GERIATRIC SERVICES	190705	2	8.33	20	83.33	2	24
BUILDING MAINTENANCE	460401	18	75.00	6	25.00	0	24
RENEWABLE NATURAL RESOURCES (GENERAL)	030101	16	69.57	7	30.43	0	23
PERSONNEL MANAGEMENT	061601	7	30.43	16	69.57	0	23
GEOLOGY	400601	17	73.91	6	26.09	0	23
MARINA OPERATIONS	490305	20	86.96	3	13.04	0	23
AVIATION MANAGEMENT	490104	12	54.55	8	36.36	2	22
LASER ELETRO-OPTIC TECHNOLOGY	150304	16	76.19	4	19.05	1	21
MATHEMATICS EDUCATION	131311	11	55.00	9	45.00	0	20
AMERICAN STUDIES	050102	7	36.84	11	57.89	1	19
MARKETING OF BUSINESS OR PERSONAL SERVIC	080203	13	68.42	3	15.79	3	19
TEACHER ASSISTING	131501	3	15.79	15	78.95	1	19
OPTOMETRY	181201	16	84.21	3	15.79	0	19
NUCLEAR MEDICAL TECHNOLOGY	170208	5	27.78	11	61.11	2	18
PHARMACY	181401	8	44.44	9	50.00	1	18
DIETIETICS/HUMAN NUTRITIONAL SERVICES	190503	2	11.11	16	88.89	0	18
COMPARATIVE LITERATURE	230301	2	11.11	16	88.89	0	18
ADVERTISING	090201	5	29.41	12	70.59	0	17
PETROLEUM TECHNOLOGY	150903	14	82.35	3	17.65	0	17
MEDICINE (OTHER)	181099	9	52.94	8	47.06	0	17
MISC. MECHANICS & REPAIRERS (OTHER)	470499	11	64.71	6	35.29	0	17
LOGGING	030405	13	81.25	0	0.00	3	16
HISTOLOGY	260606	0	0.00	15	100.0	0	15
PARKS AND RECREATION MANAGEMENT	310301	8	53.33	7	46.67	0	15
CLOTHING/Apparel/TEXTILES MGMT (GENERAL)	200301	1	7.14	12	85.71	1	14
DEMOGRAPHY	450501	9	64.29	5	35.71	0	14
VEHICLE/MOBILE EQUIP MECH/REPAIR (OTHER)	470699	13	92.86	1	7.14	0	14
PRECISION METAL WORK (GENERAL)	480501	11	78.57	2	14.29	1	14
ART HISTORY & APPRECIATION	500703	6	42.86	8	57.14	0	14
EDUCATIONAL ASSISTING AND TRAINING	070502	8	61.54	5	38.46	0	13
AUTOMOTIVE VEHICLES & ACCESSORIES MARKE	081203	9	69.23	3	23.08	1	13
FOREIGN LANGUAGES EDUCATION	131306	2	15.38	11	84.62	0	13

**YEAR-END PROGRAM ENROLLMENTS BY GENDER
1988-89**

PROGRAM	CIPCODE	TOTAL MEN	PERCENT MEN	TOTAL WOMEN	PERCENT WOMEN	UNKNOWN	TOTAL STUDENTS
SCIENCE EDUCATION	131316	7	53.85	6	46.15	0	13
PIPEFITTING AND STEAMFITTING	460502	12	92.31	1	7.69	0	13
AREA STUDIES (OTHER)	050199	6	50.00	6	50.00	0	12
EARTH SCIENCE	400703	7	58.33	5	41.67	0	12
WATER TRANSPORTATION (GENERAL)	490301	7	58.33	3	25.00	2	12
ARCH & ENVIR DESIGN (GENERAL)	040101	8	72.73	3	27.27	0	11
HOME ECONOMICS (GENERAL)	190101	0	0.00	11	100.0	0	11
PROTECTIVE SERVICES (OTHER)	439999	1	9.09	9	81.82	1	11
ELECTROCARDIOGRAPH TECHNOLOGY	170203	2	20.00	8	80.00	0	10
DIAGNOSTIC & TREATMENT SERVICES (OTHER)	170299	4	40.00	6	60.00	0	10
VETERINARY MEDICINE	182401	3	30.00	7	70.00	0	10
LIBRARY & ARCHIVAL SCIENCES (GENERAL)	250101	4	40.00	6	60.00	0	10
HORTICULTURE (GENERAL)	010601	2	25.00	6	75.00	0	8
AFRO-AMERICAN (BLACK) STUDIES	050201	4	50.00	4	50.00	0	8
PERSONNEL ASSISTING	070503	2	25.00	5	62.50	1	8
COMMUNICATIONS (GENERAL)	090101	6	75.00	2	25.00	0	8
CONSTRUCTION TECHNOLOGY, OTHER	151001	8	100.0	0	0.00	0	8
GRAPHIC/PRINTING COMMUNICATION (OTHER)	480299	2	25.00	5	62.50	1	8
METAL FABRICATION	480504	8	100.0	0	0.00	0	8
CONSERVATION AND REGULATION (OTHER)	030299	7	100.0	0	0.00	0	7
PUBLIC RELATIONS	090501	2	28.57	5	71.43	0	7
ELECTRICAL/ELECTRONICS REPAIR (OTHER)	470199	4	57.14	3	42.86	0	7
INDUSTRIAL EQUIP. MAINT. & REPAIR (GEN)	470301	7	100.0	0	0.00	0	7
TELLER	070205	0	0.00	6	100.0	0	6
RADIO/TELEVISION (GENERAL)	090701	2	33.33	4	66.67	0	6
EDUCATION OF THE MENTALLY HANDICAPPED	131006	0	0.00	6	100.0	0	6
SOLAR HEATING & COOLING TECHNOLOGY	150505	6	100.0	0	0.00	0	6
CHEMISTRY TECHNOLOGY	170302	6	100.0	0	0.00	0	6
MANUFACTURING/MATERIALS PROCESSING	210107	6	100.0	0	0.00	0	6
NUCLEAR POWER PLANT RADIATION CONTROL	410203	5	83.33	1	16.67	0	6
INTERNATIONAL RELATIONS	450901	1	16.67	5	83.33	0	6
BUSINESS MACHINE REPAIR	470102	5	83.33	1	16.67	0	6
AGRI BUSINESS & MGMT (GENERAL)	010101	5	100.0	0	0.00	0	5
ANIMAL HEALTH	020203	3	60.00	2	40.00	0	5
TYPING, GENL OFFICE & RELATED PROGRAMS,	070799	0	0.00	5	100.0	0	5
OFFICE PRODUCTS AND EQUIPMENT MARKETING	080807	1	20.00	4	80.00	0	5
MEDICAL LABORATORY TECH. (OTHER)	170399	0	0.00	5	100.0	0	5
BIOLOGICAL LABORATORY TECHNOLOGY	410101	2	40.00	3	60.00	0	5

**YEAR-END PROGRAM ENROLLMENTS BY GENDER
1988-89**

PROGRAM	CIPCODE	TOTAL MEN	PERCENT MEN	TOTAL WOMEN	PERCENT WOMEN	UNKNOWN	TOTAL STUDENTS
FIRE PROTECTION (OTHER)	430299	5	100.0	0	0.00	0	5
ANTHROPOLOGY	450201	2	40.00	3	60.00	0	5
STATIONARY ENERGY SOURCES (OTHER)	470599	4	80.00	1	20.00	0	5
VEHICLE/MOBILE EQUIP MECH/REPAIRER (GEN)	470601	5	100.0	0	0.00	0	5
AGRICULTURAL BUSINESS	010102	3	75.00	1	25.00	0	4
AGRICULTURAL MECHANICS (GENERAL)	010201	2	50.00	2	50.00	0	4
OCCUPATIONAL SAFETY & HEALTH TECHNOLOGY	150701	2	50.00	1	25.00	1	4
CUSTOMER SERVICES	200604	4	100.0	0	0.00	0	4
PHYSICAL SCIENCE TECHNOLOGIES (OTHER)	410399	3	75.00	1	25.00	0	4
PUBLIC ADMINISTRATION	440401	2	50.00	2	50.00	0	4
GEOGRAPHY	450701	1	25.00	3	75.00	0	4
AGRI PRODUCTION (GENERAL)	010301	1	33.33	2	66.67	0	3
BUSINESS SYSTEMS ANALYSIS	070306	3	100.0	0	0.00	0	3
SHIPPING, RECEIVING, AND STOCK CLERK	070708	2	66.67	1	33.33	0	3
NUCLEAR MATERIALS HANDLING TECHNOLOGY	410201	1	33.33	2	66.67	0	3
THEATRE DESIGN	500405	2	66.67	1	33.33	0	3
DRAWING	500705	1	33.33	1	33.33	1	3
SOIL SCIENCES (GENERAL)	020501	2	100.0	0	0.00	0	2
RECEPTIONIST & COMMUNICATION SYSTEMS OPE	070707	0	0.00	2	100.0	0	2
CHIROPRACTIC	180301	2	100.0	0	0.00	0	2
BAKING	200402	1	50.00	1	50.00	0	2
OCEANOGRAPHY	400702	1	50.00	1	50.00	0	2
OCEANOGRAPHIC (BIOLOGICAL) TECHNOLOGY	410102	2	100.0	0	0.00	0	2
NUCLEAR POWER PLANT OPERATION TECH.	410202	2	100.0	0	0.00	0	2
ANIMAL GROOMING	010504	0	0.00	1	100.0	0	1
DUPLICATING MACHINE OPERATION	070704	1	100.0	0	0.00	0	1
RADIO/TELEVISION NEWS BROADCAST	090601	0	0.00	1	100.0	0	1
EDUCATION UNKNOWN	131299	0	0.00	1	100.0	0	1
INDUSTRIAL ARTS EDUCATION	131309	1	100.0	0	0.00	0	1
GERIATRICS	181008	0	0.00	1	100.0	0	1
GLAZING	460406	1	100.0	0	0.00	0	1
WOODWORKING (GENERAL)	480701	1	100.0	0	0.00	0	1
ARTS MANAGEMENT	500704	0	0.00	1	100.0	0	1
		=====	=====	=====	=====	=====	=====
STATE TOTAL		112870	43.28%	132367	50.75%	15571	260808

YEAR-END PROGRAM ENROLLMENTS BY GENDER*
1989-90

PROGRAM	CIPCODE	%TOTAL MEN	PERCENT MEN	TOTAL WOMEN	PERCENT WOMEN	TOTAL STUDENTS
LIBERAL/GENERAL STUDIES	240101	43478	43.78	55835	56.22	99313
BUSINESS ADMINISTRATION & MGMT (GENERAL)	060401	9488	43.54	12303	56.46	21791
NURSING (GENERAL)	181101	601	8.38	6570	91.62	7171
ACCOUNTING AND COMPUTING	070102	1247	25.25	3691	74.75	4938
ACCOUNTING, BOOKKEEPING & REL PROGS, GENL	070101	1114	29.44	2670	70.56	3784
ELECTRONIC TECHNOLOGY	150303	3381	90.02	375	9.98	3756
EDUCATION (GENERAL)	130101	1208	34.68	2275	65.32	3483
GENERAL STUDIES	240102	1670	49.12	1730	50.88	3400
ENGINEERING (GENERAL)	140101	2671	87.89	368	12.11	3039
CRIMINAL JUSTICE TECHNOLOGY	430105	1936	70.12	825	29.88	2761
CORRECTIONS	430102	1631	65.82	847	34.18	2478
LAW ENFORCEMENT	430107	1796	76.13	563	23.87	2359
BUSINESS DATA PROCESSING & REL PROGS, GE	070101	755	37.73	1246	62.27	2001
COMPUTER PROGRAMMING	110201	888	45.99	1043	54.01	1931
OFFICE SUPERVISION AND MANAGEMENT	070401	725	37.68	1199	62.32	1924
PRACTICAL NURSING	170605	157	8.30	1735	91.70	1892
DRAFTING AND DESIGN TECHNOLOGY	150202	1539	81.95	339	18.05	1878
ENGINEERING & RELATED TECH. (OTHER)	159999	1445	80.82	343	19.18	1788
DATA PROCESSING	110301	631	37.01	1074	62.99	1705
LEGAL ASSISTING	220103	150	9.28	1466	90.72	1616
BOOKKEEPING	070103	437	27.31	1163	72.69	1600
MICROCOMPUTER APPLICATIONS	110601	695	45.51	832	54.49	1527
LIBERAL/GENERAL STUDIES (OTHER)	240199	686	45.28	829	54.72	1515
WORD PROCESSING	070801	42	2.87	1422	97.13	1464
AUTOMOTIVE MECHANICS	470604	1346	94.92	72	5.08	1418
ELEMENTARY EDUCATION	131202	187	13.41	1208	86.59	1395
PSYCHOLOGY (GENERAL)	420101	346	26.17	976	73.83	1322
TOOL AND DIE MAKING	480507	1258	96.92	40	3.08	1298
MARKETING, GENERAL	080708	629	48.53	667	51.47	1296
MACHINE TOOL OPERATION/MACHINE SHOP	480503	1150	93.88	75	6.12	1225
BUSINESS ADMINISTRATION & MGMT (OTHER)	060499	605	50.29	598	49.71	1203
COMMERCIAL ART	480203	455	40.30	674	59.70	1129
AIR CONDITION, HEAT, & REFRIG. TECH.	150501	1015	97.97	21	2.03	1036
FINE ARTS (GENERAL)	500701	376	36.36	658	63.64	1034
CHILD CARE & GUIDANCE MGMT. (GENERAL)	200201	23	2.35	954	97.65	977
LAW ENFORCEMENT ADMINISTRATION	430108	609	67.14	298	32.86	907

*PROGRAMS ARE LISTED IN DESCENDING ORDER BY TOTAL ENROLLMENTS.

PROGRAM NAMES ARE THOSE STANDARDIZED BY THE U.S. DEPARTMENT OF EDUCATION.

**YEAR-END PROGRAM ENROLLMENTS BY GENDER
1989-90**

PROGRAM	CIPCODE	TOTAL MEN	PERCENT MEN	TOTAL WOMEN	PERCENT WOMEN	TOTAL STUDENTS
AUTOMOTIVE TECHNOLOGY	150803	827	93.03	62	6.97	889
EXECUTIVE SECRETARIAL	070603	16	1.87	839	98.13	855
SECRETARIAL	070606	19	2.25	826	97.75	845
ARCHIT. DESIGN & CONSTRUCTION TECHNOLOGY	150101	650	76.92	195	23.08	845
INDUSTRIAL TECHNOLOGY	150603	768	92.09	66	7.91	834
BUSINESS AND MANAGEMENT (GENERAL)	060101	455	54.89	374	45.11	829
FOOD PRODUCTION/MGMT/SERVICES (GENERAL)	200401	412	50.74	400	49.26	812
PRECISION PRODUCTION (OTHER)	489999	752	95.19	58	4.81	790
MECHANICAL DRAFTING	480105	616	80.00	154	20.00	770
LEGAL SECRETARIAL	070604	6	0.81	739	99.19	745
DRAFTING (GENERAL)	480101	591	80.63	142	19.37	733
SECRETARIAL & RELATED PROGRAMS (OTHER)	070699	31	4.26	697	95.74	728
ELECTRICAL/ELECTRONICS REPAIR (GEN)	470101	682	94.20	42	5.80	724
SECRETARIAL & RELATED PROGRAMS (GENERAL)	070601	20	2.77	703	97.23	723
ELECTRICAL & ELECTRONIC TECH. (CTHER)	150399	577	79.81	146	20.19	723
SCIENCE TECHNOLOGIES (OTHER)	419999	330	45.77	391	54.23	721
WELDING TECHNOLOGY	150610	668	94.89	36	5.11	704
MECHANICAL DESIGN TECHNOLOGY	150805	611	87.04	91	12.96	702
MATHEMATICS (GENERAL)	270101	433	61.95	266	38.05	699
BUSINESS AND MANAGEMENT (OTHER)	069999	301	43.25	395	56.75	696
CHILD CARE AIDE/ASSISTING	200202	14	2.03	676	97.97	690
ARCHITECTURAL DRAFTING	480102	529	79.19	139	20.81	668
AIRPLANE PILOTING AND NAVIGATION	490102	569	88.22	76	11.78	645
SECONDARY EDUCATION	131205	285	44.25	359	55.75	644
RADIO/TV PRODUCTION & BROADCASTING TECH	100104	365	58.87	255	41.13	620
BIOLOGICAL AND PHYSICAL SCIENCES	300101	209	33.93	407	66.07	616
SOCIAL WORK (GENERAL)	440701	119	19.35	496	80.65	615
MEDICAL SECRETARIAL	070605	9	1.47	605	98.53	614
HEAT/AIR/REFRIGERATE MECH. (GEN.)	470201	582	97.65	14	2.35	596
MEDICAL ASSISTING	170503	19	3.33	551	96.67	570
PHOTOGRAPHIC TECHNOLOGY	100103	280	52.04	258	47.96	538
CHEF/COOK	200403	357	67.11	175	32.89	532
QUALITY CONTROL TECHNOLOGY	150702	368	70.10	157	29.90	525
RADIOGRAPH MEDICAL TECHNOLOGY	170209	140	27.40	371	72.60	511
CRIMINAL JUSTICE STUDIES	430104	324	63.53	186	36.47	510
DENTAL HYGIENE	170102	9	1.78	497	98.22	506
GENERAL MARKETING (OTHER)	080799	228	47.60	251	52.40	479
INTERIOR DESIGN	040501	42	8.92	429	91.08	471

**YEAR-END PROGRAM ENROLLMENTS BY GENDER
1989-90**

PROGRAM	CIPCODE	TOTAL MEN	PERCENT MEN	TOTAL WOMEN	PERCENT WOMEN	TOTAL STUDENTS
EMERGENCY MEDICAL TECH.-AMBULANCE	170205	305	65.59	160	34.41	465
COMPUTER & INFORMATION SCIENCES (GENERAL	110101	282	62.39	170	37.61	452
FIRE CONTROL & SAFETY TECHNOLOGY	430201	422	93.57	29	6.43	451
CORRECTIONAL ADMINISTRATION	430101	274	61.43	172	38.57	446
MENTAL HEALTH/HUMAN SERVICES TECH.	170406	86	19.33	359	80.67	445
SOCIAL SCIENCES (GENERAL)	450101	175	40.89	253	59.11	428
FASHION MERCHANDISING	080102	18	4.31	400	95.69	418
MECHANICAL & RELATED TECH. (OTHER)	150899	360	86.96	54	13.04	414
ENGINEERING (OTHER)	149999	359	87.35	52	12.65	411
JOURNALISM (MASS COMMUNICATIONS)	090401	192	47.17	215	52.83	407
HOTEL/MOTEL MANAGEMENT	060701	176	43.67	227	56.33	403
CHEMISTRY (GENERAL)	400501	215	54.99	176	45.01	391
ELECTROMECHANICAL TECHNOLOGY	150403	343	88.40	45	11.60	388
BUSINESS & PERSONAL SERVICES MARKETING,	080201	141	36.72	243	63.28	384
ROBOTICS TECHNOLOGY	150405	349	92.08	30	7.92	379
ELECTRICIAN	460302	352	94.12	22	5.88	374
RESPIRATORY THERAPY TECHNOLOGY	170210	102	27.72	266	72.28	368
DENTAL ASSISTING	170101	8	2.19	358	97.81	366
BUSINESS COMPUTER AND CONSOLE OPERATION	070302	119	33.24	239	66.76	358
BIOLOGY (GENERAL)	260101	172	48.45	183	51.55	355
ECONOMICS	450601	198	55.77	157	44.23	355
BUSINESS DATA PROCESSING & RELATED PROGS	070399	133	38.33	214	61.67	347
COURT REPORTING	070602	12	3.47	334	96.53	346
SECURITY SERVICES	430109	231	66.76	115	33.24	346
INSTRUMENTATION TECHNOLOGY	150404	319	93.55	22	6.45	341
BANKING AND FINANCE	060301	50	14.71	290	85.29	340
CONSTRUCTION TRADES (OTHER)	469999	328	97.33	9	2.67	337
PRE-LAW	220102	136	41.85	189	58.15	325
MUSIC (GENERAL)	500901	156	51.49	147	48.51	303
WOODWORKING (OTHER)	480799	274	93.20	20	6.80	294
SMALL BUSINESS MANAGEMENT	061801	133	45.86	157	54.14	290
INFORMATION SCIENCES AND SYSTEMS	110401	137	47.24	153	52.76	290
GENERAL OFFICE CLERK	070705	11	3.93	269	96.07	280
OCCUPATIONAL THERAPY ASSISTING	170808	18	6.43	262	93.57	280
INSTITUTIONAL MANAGEMENT (OTHER)	060799	33	11.91	244	88.09	277
TRANSPORTATION AND TRAVEL MKTG, OTH	081199	41	14.86	235	85.14	276
COMPUTER TECHNOLOGY	150301	181	70.16	77	29.84	258

**YEAR-END PROGRAM ENROLLMENTS BY GENDER
1989-90**

PROGRAM	CIPCODE	TOTAL MEN	PERCENT MEN	TOTAL WOMEN	PERCENT WOMEN	TOTAL STUDENTS
AUTOMOTIVE BODY REPAIR	470603	215	86.00	35	14.00	250
CHILD DEVELOPMENT, CARE & GUIDANCE	200102	7	2.85	239	97.15	246
LANDSCAPING	010605	153	62.45	92	37.55	245
ELECTRICAL TECHNOLOGY	150302	230	93.88	15	6.12	245
MECHANICS AND REPAIRERS (OTHER)	479999	223	92.53	18	7.47	241
PHYSICAL EDUCATION	131314	151	62.92	89	37.08	240
EMERGENCY MEDICAL TECH.-PARAMEDIC	170206	158	68.10	74	31.90	232
COSMETOLOGY	120403	8	3.46	223	96.54	231
AIRCRAFT MECHANICS, AIRFRAME	470607	215	94.71	12	5.29	227
SIGN LANGUAGE INTERPRETING	170410	30	13.33	195	86.67	225
TRANSPORTATION & MATERIAL MOVING (OTHER)	499999	208	92.86	16	7.14	224
INDUSTRIAL ARTS (OTHER)	210199	210	95.45	10	4.55	220
ENGLISH (GENERAL)	230101	89	40.45	131	59.55	220
COMMUNICATION TECHNOLOGIES (OTHER)	100199	148	68.52	68	31.48	216
FOREIGN LANGUAGES, MULTIPLE EMPHASIS	160101	73	33.80	143	66.20	216
GRAPHIC ARTS	210106	104	48.37	111	51.63	215
TRUCK AND BUS DRIVING	490205	186	89.42	22	10.58	208
DRAMATIC ARTS	500501	97	46.86	110	53.14	207
ART EDUCATION	131302	80	38.83	126	61.17	206
RETAILING	080705	66	32.67	136	67.33	202
CRIMINAL JUSTICE ADMINISTRATION	430103	121	60.50	79	39.50	200
MISC. CONSTRUCTION TRADES (OTHER)	460499	188	94.00	12	6.00	200
ALLIED HEALTH (OTHER)	179999	16	8.16	180	91.84	196
PRECISION WORK/ASSORTED MAT. (OTHER)	480699	133	68.21	62	31.79	195
FOOD SERVICE	200406	80	41.24	114	58.76	194
HUMANITIES AND SOCIAL SCIENCES	300401	80	41.67	112	58.33	192
BUSINESS DATA PROGRAMMING	070305	73	38.83	115	61.17	188
MENTAL HEALTH/HUMAN SERVICES ASSIST	170405	23	12.50	161	87.50	184
PHYSICAL THERAPY	170813	50	27.17	134	72.83	184
GERIATRIC AIDE	170601	14	7.78	166	92.22	180
RESPIRATORY THERAPY	170818	39	22.41	135	77.59	174
EDUCATION OF THE DEAF & HEARING IMPAIRED	131003	12	7.02	159	92.98	171
CRIMINAL JUSTICE (OTHER)	430199	113	66.08	58	33.92	171
ARCHITECTURAL TECHNOLOGIES (OTHER)	150199	110	65.48	58	34.52	168
MISC. ALLIED HEALTH SERVICES (OTHER)	170599	8	4.76	160	95.24	168
REAL ESTATE (GENERAL)	061701	91	54.49	76	45.51	167
HISTORY	450801	111	68.52	51	31.48	162

**YEAR-END PROGRAM ENROLLMENTS BY GENDER
1989-90**

PROGRAM	CIPCODE	TOTAL MEN	PERCENT MEN	TOTAL WOMEN	PERCENT WOMEN	TOTAL STUDENTS
INDUSTRIAL MACHINERY MAINT. & REPAIR	470303	157	96.91	5	3.09	162
CIVIL TECHNOLOGY	150201	136	85.53	23	14.47	159
MENTAL HEALTH/HUMAN SERVICES (OTHER)	170499	36	22.64	123	77.36	159
ILLUSTRATION DESIGN	500403	71	47.97	77	52.03	148
ACCOUNTING, BOOKKEEPING & REL PROGS, OTH	070199	48	32.88	98	67.12	146
COMMUNICATION ELECTRONICS	470103	70	47.95	76	52.05	146
GRAPHIC & PRINTING COMMUNICATION (GEN)	480201	58	39.73	88	60.27	146
PRE-MEDICINE	181801	85	59.44	58	40.56	143
SPECIAL EDUCATION (GENERAL)	131001	18	12.77	123	87.23	141
TRADE & INDUSTRIAL SUPV & MANAGEMENT, GE	062001	114	81.43	26	18.57	140
PHYSICAL SCIENCES (GENERAL)	400101	71	51.08	68	48.92	139
WELDING, BRAZING, AND SOLDERING	480508	132	94.96	7	5.04	139
ARCHITECTURE	040201	110	80.88	26	19.12	136
PHYSICAL THERAPY ASSISTING	170815	19	14.07	116	85.93	135
INDUSTRIAL PRODUCTION TECH. (OTHER)	150699	108	80.60	26	19.40	134
CLERK-TYPIST	070702	4	3.05	127	96.95	131
BIOMEDICAL EQUIPMENT TECHNOLOGY	150401	111	86.05	18	13.95	129
DRAFTING (OTHER)	480199	106	83.46	21	16.54	127
PLASTIC TECHNOLOGY	150607	102	80.95	24	19.05	126
MUSIC THEORY AND COMPOSITION	500904	79	65.83	41	34.17	120
MEDICAL LABORATORY TECHNOLOGY	170309	26	22.22	91	77.78	117
BANKING & RELATED FINANCIAL PROGS, GENL	070201	20	17.39	95	82.61	115
STENOGRAPHIC	070607	5	4.35	110	95.65	115
MEDICINE (OTHER)	181099	46	41.07	66	58.93	112
PLUMBING, PIPE-STEAMFITTING (GENERAL)	460501	105	93.75	7	6.25	112
METALLURGICAL TECHNOLOGY	410303	95	86.36	15	13.64	110
INDUSTRIAL ELECTRONICS	470105	93	86.11	15	13.89	108
MEDICAL RECORDS TECHNOLOGY	170506	2	1.87	105	98.13	107
EXERCISE PHYSIOLOGY	170804	20	19.05	85	80.95	105
WARD SERVICE MANAGEMENT	170606	14	13.46	90	86.54	104
DANCE	500301	14	13.46	90	86.54	104
NURSING (OTHER)	181199	11	10.68	92	89.32	103
PHYSICS (GENERAL)	400801	75	73.53	27	26.47	102
PHARMACY ASSISTING	170507	17	17.71	79	82.29	96
COMPUTER ELECTRONICS	470104	80	84.21	15	15.79	95
AIRCRAFT MECHANICS, POWER PLANT	470608	91	97.85	2	2.15	93
HOME FURNISHINGS AIDE	200506	0	0.00	92	100.0	92

**YEAR-END PROGRAM ENROLLMENTS BY GENDER
1989-90**

PROGRAM	CIPCODE	TOTAL MEN	PERCENT MEN	TOTAL WOMEN	PERCENT WOMEN	TOTAL STUDENTS
LITHOGRAPHY/PHOTOGRAPHY/PLATEMAKING	480206	50	54.95	41	45.05	91
TRANSPORTATION MANAGEMENT	060705	53	58.89	37	41.11	90
FINE ARTS (OTHER)	500799	25	28.09	64	71.91	89
INDUSTRIAL EQUIP. MAINT. & REPAIR (OTHER)	470399	85	97.70	2	2.30	87
ELECTROMECH/HYDRAULIC/PNEUMATIC REPAIR	470401	85	100.0	0	0.00	85
FINANCIAL SERVICES MARKETING (GENERAL)	080401	33	39.29	51	60.71	84
COMPUTER SERVICING TECHNOLOGY	150402	66	78.57	18	21.43	84
DIESEL ENGINE MECHANICS	470605	81	96.43	3	3.57	84
PRE-VETERINARY	182001	20	24.39	62	75.61	82
ACCOUNTING	060201	17	20.99	64	79.01	81
TRAVEL SERVICES MARKETING	081105	5	6.17	76	93.83	81
CONSUMER, PERSONAL & MISC SERVICES, GENL	129999	4	5.00	76	95.00	80
SHEET METAL	480506	74	92.50	6	7.50	80
COMPUTER & INFORMATION SCIENCES (OTHER)	119999	23	29.49	55	70.51	78
GRAPHIC DESIGN	500402	26	33.77	51	66.23	77
SPEECH, DEBATE, AND FORENSICS	231001	29	38.16	47	61.84	76
HOME FURNISHINGS & EQUIP. MGMT. (GENERAL	200501	5	6.67	70	93.33	75
PHILOSOPHY	380101	37	50.68	36	49.32	73
CHEMICAL TECHNOLOGY	410301	44	60.27	29	39.73	73
PRE-PHARMACY	181901	23	32.39	48	67.61	71
WATER & WASTEWATER TECHNOLOGY	150506	58	84.06	11	15.94	69
ULTRASOUND TECHNOLOGY	170212	6	8.70	63	91.30	69
COMMUNICATION SKILLS	320103	32	46.38	37	53.62	69
MUSIC EDUCATION	131312	37	54.41	31	45.59	68
PRECISION METAL WORK (OTHER)	480599	67	98.53	1	1.47	68
CIVIL TECHNOLOGIES (OTHER)	150299	64	95.52	3	4.48	67
MATERIAL HANDLING	490203	43	64.18	24	35.82	67
SOCIOLOGY	451101	15	22.73	51	77.27	66
COOLING AND REFRIGERATION	470202	65	98.48	1	1.52	66
SOCIAL WORK (OTHER)	440799	13	20.00	52	80.00	65
ARCHITECTURAL ENGINEERING	140401	45	76.27	14	23.73	59
OUTDOOR RECREATION	310201	39	66.10	20	33.90	59
DIETETIC AID/ASSISTING	200404	8	13.79	50	86.21	58
LIBRARY ASSISTING	250301	2	3.45	56	96.55	58
VISUAL & PERFORMING ARTS (OTHER)	509999	24	41.38	34	58.62	58
RESTAURANT MANAGEMENT	060704	28	49.12	29	50.88	57
CERAMICS	500202	14	25.00	42	75.00	56

214

215

**YEAR-END PROGRAM ENROLLMENTS BY GENDER
1989-90**

PROGRAM	CIPCODE	TOTAL MEN	PERCENT MEN	TOTAL WOMEN	PERCENT WOMEN	TOTAL STUDENTS
TYPING, GENL OFFICE & RELATED PROGRAMS,	070701	3	5.56	51	94.44	54
FOSTER CARE/FAMILY CARE	200204	5	9.26	49	90.74	54
AERONAUTICAL TECHNOLOGY	150801	47	88.68	6	11.32	53
COMMUNICATIONS (GENERAL)	090101	15	28.85	37	71.15	52
SPECIAL EDUCATION (OTHER)	131099	5	9.62	47	90.38	52
OCCUPATIONAL THERAPY	170807	13	25.49	38	74.51	51
HEALTH SCIENCES (OTHER)	189999	18	35.29	33	64.71	51
TOURISM	081104	19	38.00	31	62.00	50
EDUCATIONAL MEDIA TECHNOLOGY	100101	39	78.00	11	22.00	50
SOCIAL SCIENCES (OTHER)	459999	6	12.00	44	88.00	50
SALES	080706	16	32.65	33	67.35	49
MEDICAL OFFICE MANAGEMENT	170505	3	6.12	46	93.88	49
FIREFIGHTING	430203	48	97.96	1	2.04	49
FORESTRY AND RELATED SCIENCES (GENERAL)	030501	39	82.98	8	17.02	47
SURGICAL TECHNOLOGY	170211	5	10.64	42	89.36	47
MUSIC PERFORMANCE	500903	21	44.68	26	55.32	47
OPTOMETRIC TECHNOLOGY	170705	8	17.39	38	82.61	46
PRE-ELEMENTARY EDUCATION	131204	14	32.56	29	67.44	43
POLITICAL SCIENCE AND GOVERNMENT	451001	27	62.79	16	37.21	43
WATER TRANSPORTATION (GENERAL)	490301	42	100.0	0	0.00	42
BUSINESS EDUCATION	131303	10	24.39	31	75.61	41
SMALL ENGINE REPAIR	470606	39	95.12	2	4.88	41
DENTAL SERVICES (OTHER)	170199	2	5.00	38	95.00	40
CONSTRUCTION TRADES (OTHER)	460999	35	87.50	5	12.50	40
FLORAL DESIGN	200504	3	7.69	36	92.31	39
ELECTRICAL & POWER TANS. INST. (GENERAL)	460301	39	100.0	0	0.00	39
ALCOHOL/DRUG ABUSE SPECIALT.	170401	11	28.95	27	71.05	38
NURSING ASSISTING	170602	2	5.26	36	94.74	38
GEOLOGY	400601	22	57.89	16	42.11	38
MEDICAL TECHNOLOGY	170310	11	29.73	26	70.27	37
PAINTING	500708	18	48.65	19	51.35	37
VOCATIONAL HOME ECONOMICS (OTHER)	209999	1	2.78	35	97.22	36
SPORTS/PHYSICAL EDUCATION	360108	18	50.00	18	50.00	36
SAILORS AND DECKHANDS	490308	32	94.12	2	5.88	34
FOOD PROCESSING TECHNOLOGY	150602	13	39.39	20	60.61	33
PRE-DENTISTRY	181701	20	60.61	13	39.39	33
SYSTEMS SCIENCE	300601	12	36.36	21	63.64	33

**YEAR-END PROGRAM ENROLLMENTS BY GENDER
1989-90**

PROGRAM	CIPCODE	TOTAL MEN	PERCENT MEN	TOTAL WOMEN	PERCENT WOMEN	TOTAL STUDENTS
RENEWABLE NATURAL RESOURCES (GENERAL)	030101	23	71.87	9	28.12	32
FOUNDRY WORK	480502	26	81.25	6	18.75	32
HEAVY EQUIP. MAINTENANCE AND REPAIR	470302	31	100.0	0	0.00	31
PURCHASING	080704	9	31.03	20	68.97	29
PLASTICS	480604	23	82.14	5	17.86	28
AMERICAN STUDIES	050102	9	33.33	18	66.67	27
MARKETING OF BUSINESS OR PERSONAL SERVIC	080203	14	51.85	13	48.15	27
ENVIRONMENTAL CONTROL TECH. (OTHER)	150599	24	88.89	3	11.11	27
LABOR/INDUSTRIAL RELATIONS	061101	16	61.54	10	38.46	26
ADVERTISING	090201	12	46.15	14	53.85	26
QUALITY CONTROL & SAFETY TECH. (OTHER)	150799	19	76.00	6	24.00	25
COMPOSITION, MAKE-UP, & TYPESETTING	480205	9	36.00	16	64.00	25
AGRI BUSINESS & MGMT (OTHER)	10199	18	75.00	6	25.00	24
CONSERVATION	630202	20	83.33	4	16.67	24
AVIATION MANAGEMENT	490104	17	73.91	6	26.09	23
TEACHER ASSISTING	131501	3	13.64	19	86.36	22
LASER ELETRO-OPTIC TECHNOLOGY	150304	17	80.95	4	19.05	21
VEHICLE/MOBILE EQUIP MECH/REPAIRER (GEN)	470601	19	90.48	2	9.52	21
ENGLISH EDUCATION	131305	3	15.00	17	85.00	20
FUNERAL SERVICES	120301	13	68.42	6	31.58	19
OCCUPATIONAL SAFETY & HEALTH TECHNOLOGY	150701	12	63.16	7	36.84	19
CHEMISTRY TECHNOLOGY	170302	6	31.58	13	68.42	19
PHARMACY	181401	7	36.84	12	63.16	19
GERIATRIC SERVICES	190705	0	0.00	19	100.0	19
MARINA OPERATIONS	490305	18	94.74	1	5.26	19
MATHEMATICS EDUCATION	131311	8	44.44	10	55.56	18
NUCLEAR MEDICAL TECHNOLOGY	170208	3	16.67	15	83.33	18
DIETIETICS/HUMAN NUTRITIONAL SERVICES	190503	2	11.11	16	88.89	18
PARKS AND RECREATION MANAGEMENT	310301	12	66.67	6	33.33	18
BUSINESS DATA ENTRY EQUIPMENT OPERATION	070303	0	0.00	17	100.0	17
AUTOMOTIVE VEHICLES & ACCESSORIES MARKE	081203	15	88.24	2	11.76	17
MISC. MECHANICS & REPAIRERS (OTHER)	470499	16	94.12	1	5.88	17
METAL PATTERNMAKING	480505	16	94.12	1	5.88	17
HISTOLOGY	260606	4	25.00	12	75.00	16
LIBRARY & ARCHIVAL SCIENCES (GENERAL)	250101	4	26.67	11	73.33	15
PERSONNEL MANAGEMENT	061601	4	28.57	10	71.43	14
ENERGY CONSERVATION & USE TECHNOLOGY	150503	14	100.0	0	0.00	14

**YEAR-END PROGRAM ENROLLMENTS BY GENDER
1989-90**

PROGRAM	CIPCODE	TOTAL MEN	PERCENT MEN	TOTAL WOMEN	PERCENT WOMEN	TOTAL STUDENTS
PROTECTIVE SERVICES (OTHER)	439999	2	14.29	12	85.71	14
PUBLIC AFFAIRS (GENERAL)	440101	0	0.00	14	100.0	14
PRECISION METAL WORK (GENERAL)	480501	14	100.0	0	0.00	14
CRAFTS (GENERAL)	500201	4	28.57	10	71.43	14
TYPING, GENL OFFICE & RELATED PROGRAMS, SCIENCE EDUCATION	070799	0	0.00	13	100.0	13
WARD CLERK	131316	7	53.85	6	46.15	13
HEALTH-RELATED ACTIVITIES (OTHER)	170513	0	0.00	13	100.0	13
EARTH SCIENCE	340199	4	30.77	9	69.23	13
AGRI BUSINESS & MGMT (GENERAL)	400703	8	61.54	5	38.46	13
HORTICULTURE (GENERAL)	010101	9	75.00	3	25.00	12
AREA STUDIES (OTHER)	010601	6	50.00	6	50.00	12
OFFICE PRODUCTS AND EQUIPMENT MARKETING	050199	4	33.33	8	66.67	12
ART HISTORY & APPRECIATION	080807	6	50.00	6	50.00	12
AFRO-AMERICAN (BLACK) STUDIES	500703	7	58.33	5	41.67	12
INDUSTRIAL EQUIP. MAINT. & REPAIR (GEN)	050201	8	72.73	3	27.27	11
GRAPHIC/PRINTING COMMUNICATION (OTHER)	470301	10	90.91	1	9.09	11
AGRIBUSINESS & AGRIPROD (OTHER)	480299	5	45.45	6	54.55	11
CONSERVATION AND REGULATION (OTHER)	019999	10	100.0	0	0.00	10
PUBLIC RELATIONS	030299	10	100.0	0	0.00	10
VETERINARIAN ASSISTING	090501	3	30.00	7	70.00	10
CLOTHING/APPAREL/TEXTILES MGMT (GENERAL)	170512	2	20.00	8	80.00	10
FOOD PRODUCTION/MGMT/SERVICES (OTHER)	200301	1	10.00	9	90.00	10
PUBLIC ADMINISTRATION	200499	2	20.00	8	80.00	10
ANIMAL HEALTH	440401	6	60.00	4	40.00	10
LOGGING	020203	0	0.00	9	100.0	9
EDUCATIONAL ASSISTING AND TRAINING	030405	9	100.0	0	0.00	9
FOREIGN LANGUAGES EDUCATION	070502	7	77.78	2	22.22	9
PETROLEUM TECHNOLOGY	131306	1	11.11	8	88.89	9
VETERINARY MEDICINE	150903	9	100.0	0	0.00	9
HOME ECONOMICS (GENERAL)	182401	3	33.33	6	66.67	9
COMPARATIVE LITERATURE	190101	0	0.00	9	100.0	9
BUSINESS MACHINE REPAIR	230301	0	0.00	9	100.0	9
BUSINESS AND OFFICE (OTHER)	470102	8	88.89	1	11.11	9
OPTOMETRY	079999	0	0.00	8	100.0	8
EDUCATION OF THE MENTALLY HANDICAPPED	181201	4	50.00	4	50.00	8
INTERNATIONAL RELATIONS	131006	1	14.29	6	85.71	7
	450901	3	42.86	4	57.14	7

**YEAR-END PROGRAM ENROLLMENTS BY GENDER
1989-90**

PROGRAM	CIPCODE	TOTAL MEN	PERCENT MEN	TOTAL WOMEN	PERCENT WOMEN	TOTAL STUDENTS
DRAWING	500705	3	42.86	4	57.14	7
CONSERVATION AND REGULATION (GENERAL)	030201	5	83.33	1	16.67	6
SOLAR HEATING & COOLING TECHNOLOGY	150505	5	83.33	1	16.67	6
DIAGNOSTIC & TREATMENT SERVICES (OTHER)	170299	3	50.00	3	50.00	6
BIOLOGICAL LABORATORY TECHNOLOGY	410101	3	50.00	3	50.00	6
ANTHROPOLOGY	450201	2	33.33	4	66.67	6
THEATRE DESIGN	500405	3	50.00	3	50.00	6
TELLER	070205	0	0.00	5	100.0	5
DENTAL LABORATORY TECHNOLOGY	170103	2	40.00	3	60.00	5
OCEANOGRAPHY	400702	3	60.00	2	40.00	5
PHYSICAL SCIENCE TECHNOLOGIES (OTHER)	410399	5	100.0	0	0.00	5
ELECTROCARDIOGRAPH TECHNOLOGY	170203	2	50.00	2	50.00	4
MEDICAL LABORATORY TECH. (OTHER)	170399	1	25.00	3	75.00	4
FIRE PROTECTION (OTHER)	430299	4	100.0	0	0.00	4
GEOGRAPHY	450701	2	50.00	2	50.00	4
ELECTRICAL/ELECTRONICS DRAFTING	480104	3	75.00	1	25.00	4
PHOTOGRAPHY	500605	3	75.00	1	25.00	4
AGRICULTURAL BUSINESS	010102	3	100.0	0	0.00	3
ANIMAL GROOMING	010504	0	0.00	3	100.0	3
SOIL SCIENCES (GENERAL)	020501	1	33.33	2	66.67	3
ARCH & ENVIR DESIGN (GENERAL)	040101	2	66.67	1	33.33	3
PERSONNEL ASSISTING	070503	0	0.00	3	100.0	3
RADIO/TELEVISION NEWS BROADCAST	090601	1	33.33	2	66.67	3
ELECTROMECH. INST. & MAINT. TECH (OTHER)	150499	3	100.0	0	0.00	3
CHIROPRACTIC	180301	3	100.0	0	0.00	3
MANUFACTURING/MATERIALS PROCESSING	210107	3	100.0	0	0.00	3
CARPENTRY	460201	3	100.0	0	0.00	3
BUILDING MAINTENANCE	460401	3	100.0	0	0.00	3
MEATCUTTING	480402	2	66.67	1	33.33	3
SHIPPING, RECEIVING, AND STOCK CLERK	070708	2	100.0	0	0.00	2
RADIO/TELEVISION (GENERAL)	090701	0	0.00	2	100.0	2
GERIATRICS	181008	0	0.00	2	100.0	2
CUSTODIAL SERVICES	200604	2	100.0	0	0.00	2
OCEANOGRAPHIC (BIOLOGICAL) TECHNOLOGY	410102	2	100.0	0	0.00	2
NUCLEAR MATERIALS HANDLING TECHNOLOGY	410201	0	0.00	2	100.0	2
NUCLEAR POWER PLANT OPERATION TECH.	41020..	2	100.0	0	0.00	2
PIPEFITTING AND STEAMFITTING	460502	2	100.0	0	0.00	2

**YEAR-END PROGRAM ENROLLMENTS BY GENDER
1989-90**

PROGRAM	CIPCODE	TOTAL MEN	PERCENT MEN	TOTAL WOMEN	PERCENT WOMEN	TOTAL STUDENTS
ELECTRICAL/ELECTRONICS REPAIR (OTHER)	470199	0	0.00	2	100.0	2
DESIGN (OTHER)	500499	0	0.00	2	100.0	2
AGRICULTURAL MECHANICS (GENERAL)	010201	1	100.0	0	0.00	1
AGRI PRODUCTION (GENERAL)	010301	1	100.0	0	0.00	1
RECEPTIONIST & COMMUNICATION SYSTEMS OPE	070707	0	0.00	1	100.0	1
INDUSTRIAL ARTS EDUCATION	131309	0	0.00	1	100.0	1
SURVEYING AND MAPPING TECHNOLOGY	150203	1	100.0	0	0.00	1
PHYSICAL THERAPY AIDE	170814	0	0.00	1	100.0	1
PUBLIC HEALTH	181107	0	0.00	1	100.0	1
HOMEMAKERS AIDE	200606	0	0.00	1	100.0	1
GUNSMITHING	470402	1	100.0	0	0.00	1
STATIONARY ENERGY SOURCES (OTHER)	470599	1	100.0	0	0.00	1
VEHICLE/MOBILE EQUIP MECH/REPAIR (OTHER)	470699	1	100.0	0	0.00	1
FLIGHT ATTENDANTS	490106	0	0.00	1	100.0	1
INDUSTRIAL DESIGN	500404	1	100.0	0	0.00	1
ARTS MANAGEMENT	500704	0	0.00	1	100.0	1
		=====	=====	=====	=====	=====
STATE TOTAL		115441	46.12%	134891	53.88%	250332

OF PROGRAMS = 386

MINORITY ENROLLMENTS BY PROGRAM*
1988-89

PROGRAM	CIPCODE	AMERICAN INDIAN	BLACK	ASIAN	HISPANIC	TOTAL MINORITY	PERCENT MINORITY
LIBERAL/GENERAL STUDIES	240101	716	8790	1101	1553	12160	12.98
BUSINESS ADMINISTRATION & MGMT (GENERAL)	060401	143	2774	176	314	3407	14.56
NURSING (GENERAL)	181101	66	801	57	81	1005	12.28
ACCOUNTING AND COMPUTING	070102	30	692	74	60	856	13.90
ELECTRONIC TECHNOLOGY	150303	39	607	67	72	785	16.29
COMPUTER PROGRAMMING	110201	13	681	51	32	777	24.69
EDUCATION (GENERAL)	130101	107	497	26	76	706	12.13
LAW ENFORCEMENT	430107	18	393	8	26	445	18.53
ACCOUNTING, BOOKKEEPING & REL PROGS, GENL	070101	38	278	26	39	381	8.34
CORRECTIONS	430102	26	306	3	45	380	16.28
CHILD CARE AIDE/ASSISTING	200202	11	336	0	31	378	41.72
ENGINEERING (GENERAL)	140101	16	223	84	48	371	11.84
GENERAL STUDIES	240102	22	235	50	37	344	6.56
CRIMINAL JUSTICE TECHNOLOGY	430105	16	240	11	58	325	14.24
MICROCOMPUTER APPLICATIONS	110601	13	229	32	39	313	16.24
BUSINESS DATA PROCESSING & REL PROGS, GE	070301	31	230	21	24	306	16.08
MENTAL HEALTH/HUMAN SERVICES TECH.	170406	12	243	2	13	270	39.30
AUTOMOTIVE MECHANICS	470604	20	141	21	72	254	14.27
PRACTICAL NURSING	170605	19	204	10	18	251	14.91
INFORMATION SCIENCES AND SYSTEMS	110401	2	214	15	1	232	45.40
CRIMINAL JUSTICE STUDIES	430104	9	190	5	23	227	25.14
DATA PROCESSING	110301	14	167	20	18	219	14.82
MARKETING, GENERAL	080708	17	161	10	24	212	11.04
SECRETARIAL & RELATED PROGRAMS (GENERAL)	070601	12	165	7	27	211	22.14
ENGINEERING & RELATED TECH. (OTHER)	159999	8	149	30	20	207	10.65
FOOD PRODUCTION/MGMT/SERVICES (GENERAL)	200401	10	169	12	9	200	19.36
BOOKKEEPING	070103	4	138	27	16	185	12.10
DRAFTING AND DESIGN TECHNOLOGY	150202	12	135	12	25	184	9.07
WORD PROCESSING	070801	13	122	12	34	181	10.62
LEGAL ASSISTING	220103	8	150	2	20	180	14.45
COMPUTER & INFORMATION SCIENCES (GENERAL)	110101	6	138	23	12	179	24.49
PSYCHOLOGY (GENERAL)	420101	13	134	7	21	175	11.90
AUTOMOTIVE TECHNOLOGY	150803	13	113	12	35	173	17.95
EXECUTIVE SECRETARIAL	070603	8	142	6	14	170	15.18
OFFICE SUPERVISION AND MANAGEMENT	070401	6	139	13	10	168	15.33

*PROGRAMS ARE LISTED IN DESCENDING ORDER BY MINORITY ENROLLMENT.
PROGRAM NAMES ARE THOSE STANDARDIZED BY THE U.S. DEPARTMENT OF EDUCATION.

**MINORITY ENROLLMENTS BY PROGRAM
1988-89**

PROGRAM	CIPCODE	AMERICAN INDIAN	BLACK	ASIAN	HISPANIC	TOTAL MINORITY	PERCENT MINORITY
LIBERAL/GENERAL STUDIES (OTHER)	240199	8	102	10	13	133	10.33
SOCIAL WORK (GENERAL)	440701	7	82	6	30	125	17.61
BUSINESS AND MANAGEMENT (GENERAL)	060101	8	80	15	20	123	10.07
AIR CONDITION, HEAT, & REFRIG. TECH.	150501	6	85	7	18	116	9.56
BUSINESS COMPUTER AND CONSOLE OPERATION	070302	3	87	14	9	113	25.80
LEGAL SECRETARIAL	070604	6	75	3	28	112	12.54
RADIO/TV PRODUCTION & BROADCASTING TECH	100104	2	81	6	18	107	13.97
EMERGENCY MEDICAL TECH.-AMBULANCE	170205	4	89	2	9	104	20.16
HEAT/AIR/REFRIGERATE MECH. (GEN.)	470201	1	89	7	4	101	29.97
MEDICAL LABORATORY TECHNOLOGY	170309	0	95	2	1	98	49.25
MATHEMATICS (GENERAL)	270101	5	53	24	16	98	13.32
ELEMENTARY EDUCATION	131202	10	63	3	21	97	4.89
SCIENCE TECHNOLOGIES (OTHER)	419999	5	76	8	7	96	13.01
ARCHIT. DESIGN & CONSTRUCTION TECHNOLOGY	150101	8	64	10	10	92	11.46
COURT REPORTING	070602	6	81	1	3	91	27.58
MEDICAL ASSISTING	170503	3	65	7	14	89	12.28
PRE-LAW	220102	6	59	5	17	87	18.75
SECRETARIAL	070606	8	56	5	17	86	10.26
MECHANICS AND REPAIRERS (OTHER)	479999	2	27	1	55	85	14.76
INTERIOR DESIGN	040501	0	72	4	6	82	18.72
BUSINESS DATA PROGRAMMING	070305	5	52	19	6	82	13.95
OCCUPATIONAL THERAPY ASSISTING	170808	0	72	3	5	80	19.75
CORRECTIONAL ADMINISTRATION	430101	3	70	0	7	80	26.67
DENTAL HYGIENE	170102	2	66	3	7	78	11.08
LAW ENFORCEMENT ADMINISTRATION	430108	4	52	5	17	78	14.74
FINE ARTS (GENERAL)	500701	11	39	17	10	77	7.06
MEDICAL SECRETARIAL	070605	2	61	2	10	75	10.90
GENERAL OFFICE CLERK	070705	5	61	2	7	75	21.01
JOURNALISM (MASS COMMUNICATIONS)	090401	3	66	3	3	75	20.89
TRADE & INDUSTRIAL SUPV & MANAGEMENT, GE	062001	1	70	0	3	74	32.89
RESPIRATORY THERAPY TECHNOLOGY	170210	1	58	3	10	72	14.78
COMMERCIAL ART	480203	7	34	17	14	72	5.83
MACHINE TOOL OPERATION/MACHINE SHOP	480503	12	33	10	16	71	5.63
ALCOHOL/DRUG ABUSE SPECIALTY	170401	4	63	0	1	68	55.74
CHEF/COOK	200403	6	51	2	9	68	11.56
ELECTRICAL/ELECTRONICS REPAIR (GEN)	470101	5	42	9	12	68	6.12
ELECTROMECHANICAL TECHNOLOGY	150403	6	47	5	7	65	14.77

**MINORITY ENROLLMENTS BY PROGRAM
1988-89**

PROGRAM	CIPCODE	AMERICAN INDIAN	BLACK	ASIAN	HISPANIC	TOTAL MINORITY	PERCENT MINORITY
BUSINESS AND MANAGEMENT (OTHER)	069999	3	42	6	11	62	9.32
RADIOGRAPH MEDICAL TECHNOLOGY	170209	2	40	6	12	60	10.03
METALLURGICAL TECHNOLOGY	410303	1	5	3	51	60	46.15
ARCHITECTURAL DRAFTING	480102	9	37	6	6	58	8.22
SECRETARIAL & RELATED PROGRAMS (OTHER)	070699	6	45	0	6	57	8.30
CHILD DEVELOPMENT, CARE & GUIDANCE	200102	6	43	1	6	56	15.86
MECHANICAL DESIGN TECHNOLOGY	150805	2	40	7	6	55	7.28
MECHANICAL DRAFTING	480105	5	22	19	9	55	8.22
SECURITY SERVICES	430109	2	41	1	9	53	15.96
DIESEL ENGINE MECHANICS	470605	1	44	2	6	53	20.54
WELDING TECHNOLOGY	150610	6	33	7	6	52	8.02
PHOTOGRAPHIC TECHNOLOGY	100103	2	33	5	11	51	9.19
ELECTRICAL & ELECTRONIC TECH. (OTHER)	150399	5	35	4	6	50	14.12
AUTOMOTIVE BODY REPAIR	470603	3	33	4	10	50	18.18
COMPUTER TECHNOLOGY	150301	3	35	5	6	49	16.33
SURGICAL TECHNOLOGY	170211	1	42	1	5	49	32.03
TRUCK AND BUS DRIVING	490205	7	35	0	5	47	10.24
DENTAL LABORATORY TECHNOLOGY	170103	0	43	0	3	46	53.49
FASHION MERCHANDISING	080102	3	32	5	5	45	10.16
CRIMINAL JUSTICE ADMINISTRATION	430103	1	42	0	2	45	28.48
BIOLOGICAL AND PHYSICAL SCIENCES	300101	8	23	3	10	44	7.61
CHEMISTRY (GENERAL)	400501	3	25	12	4	44	10.97
RESPIRATORY THERAPY	170818	3	33	6	1	43	17.13
CHILD CARE & GUIDANCE MGMT. (GENERAL)	200201	8	26	0	9	43	5.30
INDUSTRIAL TECHNOLOGY	150603	5	23	4	10	42	5.32
DENTAL ASSISTING	170101	5	26	2	9	42	10.82
GERIATRIC AIDE	170601	2	38	0	2	42	28.57
DIETETIC AID/ASSISTING	200404	1	40	1	0	42	53.16
DRAFTING (GENERAL)	480101	4	21	10	7	42	7.06
FOOD SERVICE	200406	0	32	6	3	41	19.52
CRIMINAL JUSTICE (OTHER)	430199	8	28	1	4	41	12.58
ROBOTICS TECHNOLOGY	150405	1	29	0	8	38	7.02
PRECISION PRODUCTION (OTHER)	489999	5	28	1	4	38	5.32
QUALITY CONTROL TECHNOLOGY	150702	5	22	2	7	36	6.73
SOCIAL WORK (OTHER)	440799	0	34	1	1	36	33.03
EDUCATION OF THE DEAF & HEARING IMPAIRED	131003	2	29	0	4	35	17.07
PHARMACY ASSISTING	170507	0	23	7	5	35	28.46
WARD SERVICE MANAGEMENT	170606	1	32	0	2	35	33.98

**MINORITY ENROLLMENTS BY PROGRAM
1988-89**

PROGRAM	CIPCODE	AMERICAN INDIAN	BLACK	ASIAN	HISPANIC	TOTAL MINORITY	PERCENT MINORITY
PHYSICAL THERAPY ASSISTING	170815	1	25	3	6	35	8.16
SOCIAL SCIENCES (GENERAL)	450101	3	25	3	4	35	11.55
TOOL AND DIE MAKING	480507	5	22	5	3	35	3.32
HOTEL/MOTEL MANAGEMENT	060701	2	24	7	1	34	8.90
BUSINESS ADMINISTRATION & MGMT OTHER	060499	4	16	8	4	32	3.24
SOCIOLOGY	451101	0	31	0	1	32	27.12
PHYSICAL THERAPY	170813	4	18	5	4	31	11.65
ECONOMICS	450601	1	22	4	4	31	10.40
PHYSICAL EDUCATION	131314	1	21	3	5	30	11.32
BIOLOGY (GENERAL)	260101	3	19	4	4	30	5.98
PRECISION METAL WORK (OTHER)	480599	0	2	1	27	30	38.96
MUSIC (GENERAL)	500901	2	20	4	4	30	9.74
AIRCRAFT MECHANICS, AIRFRAME	470607	1	21	3	3	28	11.24
DRAFTING (OTHER)	480199	4	17	4	1	26	9.06
WOODWORKING (OTHER)	480799	4	19	2	1	26	5.50
SECONDARY EDUCATION	131205	5	13	1	6	25	3.43
FOREIGN LANGUAGES, MULTIPLE EMPHASIS	160101	3	8	5	9	25	12.25
ALLIED HEALTH (OTHER)	179999	0	23	1	1	25	12.63
ENGLISH (GENERAL)	230101	3	12	6	3	24	9.68
GENERAL MARKETING (OTHER)	030799	2	18	2	1	23	7.23
DRAMATIC ARTS	500501	2	12	3	6	23	11.39
SALES	080706	1	13	2	6	22	13.66
BUILDING MAINTENANCE	460401	0	22	0	0	22	91.67
AIRPLANE PILOTING AND NAVIGATION	490102	4	13	3	2	22	3.01
TRAVEL SERVICES MARKETING	081105	2	11	4	4	21	6.65
INSTRUMENTATION TECHNOLOGY	150404	0	16	2	3	21	5.48
PRE-MEDICINE	181801	0	8	12	1	21	12.50
COMMUNICATION ELECTRONICS	470103	1	14	0	6	21	18.42
MECHANICAL & RELATED TECH. (OTHER)	150899	1	11	3	5	20	5.65
CLERK-TYPIST	070702	5	12	1	1	19	13.57
HUMANITIES AND SOCIAL SCIENCES	300401	1	13	1	4	19	8.64
MISC. CONSTRUCTION TRADES (OTHER)	460499	3	11	1	4	19	7.39
CONSTRUCTION TRADES (OTHER)	469999	4	10	1	4	19	8.92
SMALL BUSINESS MANAGEMENT	061801	2	10	1	5	18	6.29
HEATING AND AIR CONDITIONING	470203	1	9	2	6	18	8.07
MUSIC THEORY AND COMPOSITION	500904	0	13	3	2	18	12.41
BANKING AND FINANCE	060301	0	13	1	3	17	5.00
FIRE CONTROL & SAFETY TECHNOLOGY	430201	2	8	3	4	17	2.81
COMPUTER ELECTRONICS	470104	0	9	5	3	17	17.53

**MINORITY ENROLLMENTS BY PROGRAM
1988-89**

PROGRAM	CIPCODE	AMERICAN INDIAN	BLACK	ASIAN	HISPANIC	TOTAL MINORITY	PERCENT MINORITY
INDUSTRIAL ELECTRONICS	470105	1	12	2	2	17	17.00
SMALL ENGINE REPAIR	470606	0	17	0	0	17	16.83
COSMETOLOGY	120403	2	12	0	2	16	6.53
REAL ESTATE (GENERAL)	061701	1	12	1	1	15	10.20
MENTAL HEALTH/HUMAN SERVICES ASSIST	170405	3	8	1	3	15	8.98
WELDING, BRAZING, AND SOLDERING	480508	1	10	1	3	15	10.34
INSTITUTIONAL MANAGEMENT (OTHER)	060799	0	10	1	3	14	12.84
RETAILING	080705	1	11	0	2	14	5.69
MISC. ALLIED HEALTH SERVICES (OTHER)	170599	1	12	0	1	14	12.96
ART EDUCATION	131302	1	7	1	4	13	7.07
BUSINESS EDUCATION	131303	0	13	0	0	13	15.85
ENGINEERING (OTHER)	149999	0	4	9	0	13	3.29
ARCHITECTURAL TECHNOLOGIES (OTHER)	150199	2	8	0	3	13	6.95
PHILOSOPHY	380101	0	8	2	3	13	14.77
COOLING AND REFRIGERATION	470202	1	9	1	2	13	17.33
PRECISION WORK/ASSORTED MAT. (OTHER)	480699	1	7	3	2	13	5.37
DANCE	500301	1	7	3	2	13	12.38
RESTAURANT MANAGEMENT	060704	1	7	0	4	12	16.00
BIOMEDICAL EQUIPMENT TECHNOLOGY	150401	0	9	1	2	12	9.84
EMERGENCY MEDICAL TECH.-PARAMEDIC	170206	2	7	1	2	12	6.35
PRE-PHARMACY	181901	1	6	2	3	12	8.28
SPEECH, DEBATE, AND FORENSICS	231001	0	8	0	4	12	10.91
TRANSPORTATION MANAGEMENT	060705	0	6	3	2	11	10.28
BUSINESS DATA ENTRY EQUIPMENT OPERATION	070303	1	6	2	2	11	26.83
BUSINESS & PERSONAL SERVICES MARKETING,	080201	1	6	3	1	11	2.81
SPECIAL EDUCATION (GENERAL)	131001	0	6	0	5	11	6.47
ELECTRICAL TECHNOLOGY	150302	4	5	0	2	11	4.56
INDUSTRIAL PRODUCTION TECH. (OTHER)	150699	0	7	4	0	11	9.17
NURSING ASSISTING	170602	0	9	0	2	11	23.40
FOOD PRODUCTION/MGMT/SERVICES (OTHER)	200499	0	10	1	0	11	39.29
HISTORY	450801	2	7	0	2	11	6.67
ILLUSTRATION DESIGN	500403	1	4	3	3	11	6.51
CIVIL TECHNOLOGY	150201	1	5	1	3	10	7.52
MEDICAL TECHNOLOGY	170310	0	5	3	2	10	11.49
MEDICAL RECORDS TECHNOLOGY	170506	0	7	1	2	10	6.29
ELECTRICIAN	460302	0	5	3	2	10	10.20
GRAPHIC & PRINTING COMMUNICATION (GEN)	480201	0	6	0	4	10	6.80
LITHOGRAPHY/PHOTOGRAPHY/PLATEMAKING	480206	1	6	3	0	10	8.85

**MINORITY ENROLLMENTS BY PROGRAM
1988-89**

PROGRAM	CIPCODE	AMERICAN INDIAN	BLACK	ASIAN	HISPANIC	TOTAL MINORITY	PERCENT MINORITY
TOURISM	081104	1	4	1	3	9	13.85
COMMUNICATION TECHNOLOGIES (OTHER)	100199	0	9	0	0	9	10.59
COMPUTER & INFORMATION SCIENCES (OTHER)	119999	0	6	1	2	9	10.84
PLASTIC TECHNOLOGY	150607	2	5	1	1	9	6.08
SIGN LANGUAGE INTERPRETING	170410	0	5	0	4	9	4.11
EXERCISE PHYSIOLOGY	170804	2	6	0	1	9	8.57
OUTDOOR RECREATION	310201	1	6	1	1	9	15.25
PHYSICS (GENERAL)	400801	1	1	6	1	9	7.76
VISUAL & PERFORMING ARTS (OTHER)	509999	2	5	0	2	9	13.64
BUSINESS DATA PROCESSING & RELATED PROGS	070399	0	4	1	3	8	5.44
STENOGRAPHIC	070607	1	5	0	2	8	8.79
PRE-VETERINARY	182001	1	4	0	3	8	7.02
CHEMICAL TECHNOLOGY	410301	1	7	0	0	8	8.08
POLITICAL SCIENCE AND GOVERNMENT	451001	1	4	1	2	8	14.81
METAL FABRICATION	480504	0	8	0	0	8	100.0
PHOTOGRAPHY	500605	1	6	0	1	8	25.81
PAINTING	500708	1	6	0	1	8	15.69
MUSIC EDUCATION	131312	0	5	0	2	7	9.46
COMPUTER SERVICING TECHNOLOGY	150402	0	5	1	1	7	8.75
DENTAL SERVICES (OTHER)	170199	0	5	0	2	7	15.91
NURSING (OTHER)	181199	0	4	1	2	7	7.45
CLOTHING/Apparel/Textiles Mgmt (GENERAL)	200301	0	6	0	1	7	50.00
CRAFTS (GENERAL)	500201	0	4	1	2	7	22.58
ARCHITECTURE	040201	0	3	2	1	6	6.67
ACCOUNTING	060201	4	0	0	2	5	3.77
EDUCATIONAL ASSISTING AND TRAINING	070502	0	6	0	0	6	46.15
PERSONNEL ASSISTING	070503	0	6	0	0	6	75.00
FINANCIAL SERVICES MARKETING (GENERAL)	080401	0	5	0	1	6	4.55
ULTRASOUND TECHNOLOGY	170212	0	5	0	1	6	7.59
PRE-DENTISTRY	181701	1	3	1	1	6	12.00
HOME FURNISHINGS & EQUIP. MGMT. (GENERAL)	200501	0	5	1	0	6	8.82
HISTOLOGY	260606	0	2	0	4	6	40.00
COMMUNICATION SKILLS	320103	0	4	1	1	6	14.29
PLUMBING, PIPE-STEAMFITTING (GENERAL)	460501	0	6	0	0	6	4.80
MISC. MECHANICS & REPAIRERS (OTHER)	470499	0	5	0	1	6	35.29
LANDSCAPING	010605	0	3	0	2	5	2.21
AGRIBUSINESS & AGRIFROD (OTHER)	019999	0	5	0	0	5	13.16
ACCOUNTING, BOOKKEEPING & REL PROGS, OTH	070199	0	2	3	0	5	3.94

**MINORITY ENROLLMENTS BY PROGRAM
1988-89**

PROGRAM	CIPCODE	AMERICAN INDIAN	BLACK	ASIAN	HISPANIC	TOTAL MINORITY	PERCENT MINORITY
BANKING & RELATED FINANCIAL PROGS, GENL	070201	1	3	1	0	5	4.20
EDUCATIONAL MEDIA TECHNOLOGY	100101	1	3	0	1	5	8.93
MENTAL HEALTH/HUMAN SERVICES (OTHER)	170499	1	3	0	1	5	11.36
OPTOMETRIC TECHNOLOGY	170705	0	4	1	0	5	13.51
SOCIAL SCIENCES (OTHER)	459999	5	0	0	0	5	7.14
INDUSTRIAL MACHINERY MAINT. & REPAIR	470303	0	3	1	1	5	4.07
INDUSTRIAL EQUIP. MAINT. & REPAIR (OTHER)	470399	0	5	0	0	5	5.68
MATHEMATICS EDUCATION	131311	0	3	1	0	4	20.00
FOOD PROCESSING TECHNOLOGY	150602	1	3	0	0	4	9.52
MEDICINE (OTHER)	181099	0	3	1	0	4	23.53
HOME FURNISHINGS AIDE	200506	0	2	1	1	4	4.30
SPORTS/PHYSICAL EDUCATION	360108	0	3	0	1	4	12.50
AIRCRAFT MECHANICS, POWER PLANT	470608	2	0	0	2	4	3.57
FINE ARTS (OTHER)	500799	1	2	1	0	4	3.64
MUSIC PERFORMANCE	500903	0	3	1	0	4	6.78
AGRICULTURAL MECHANICS (GENERAL)	010201	0	1	0	2	3	75.00
INSURANCE MARKETNG (GENERAL)	081001	1	1	0	1	3	7.89
ARCHITECTURAL ENGINEERING	140401	0	0	1	2	3	4.48
MEDICAL OFFICE MANAGEMENT	170505	1	1	1	0	3	3.49
OCCUPATIONAL THERAPY	170807	0	1	0	2	3	4.05
MEDICINE (GENERAL)	181001	0	2	1	0	3	9.09
DIETIETICS/HUMAN NUTRITIONAL SERVICES	190503	0	2	0	1	3	16.67
FIREFIGHTING	430203	0	2	1	0	3	11.11
ELECTRICAL/ELECTRONICS REPAIR (OTHER)	470199	0	3	0	0	3	42.86
VEHICLE/MOBILE EQUIP MECH/REPAIRER (GEN)	470601	0	0	1	2	3	60.00
PLASTICS	480604	0	1	1	1	3	8.33
AVIATION MANAGEMENT	490104	1	1	0	1	3	13.64
WATER TRANSPORTATION (GENERAL)	490301	0	3	0	0	3	25.00
SAILORS AND DECKHANDS	490308	1	2	0	0	3	4.84
ANIMAL HEALTH	020203	0	2	0	0	2	40.00
FORESTRY AND RELATED SCIENCES (GENERAL)	030501	0	0	0	2	2	4.00
LABOR/INDUSTRIAL RELATIONS	061101	0	2	0	0	2	5.56
PERSONNEL MANAGEMENT	051601	1	1	0	0	2	8.70
TYPING, GENL OFFICE & RELATED PROGRAMS,	070701	0	1	0	1	2	4.08
RECEPTIONIST & COMMUNICATION SYSTEMS OPE	070707	0	2	0	0	2	100.0

**MINORITY ENROLLMENTS BY PROGRAM
1988-89**

PROGRAM	CIPCODE	AMERICAN INDIAN	BLACK	ASIAN	HISPANIC	TOTAL MINORITY	PERCENT MINORITY
AUTOMOTIVE VEHICLES & ACCESSORIES MARKE	081203	0	2	0	0	2	15.38
FUNERAL SERVICES	120301	0	2	0	0	2	6.06
LASER ELETRO-OPTIC TECHNOLOGY	150304	0	1	0	1	2	9.52
WATER & WASTEWATER TECHNOLOGY	150506	2	0	0	0	2	2.86
ENVIRONMENTAL CONTROL TECH. (OTHER)	170599	0	1	1	0	2	5.13
DIAGNOSTIC & TREATMENT SERVICES (OTHER)	170299	2	0	0	0	2	20.00
OPTOMETRY	181201	0	1	0	1	2	10.53
GERIATRIC SERVICES	190705	0	2	0	0	2	8.33
FOSTER CARE/FAMILY CARE	200204	0	2	0	0	2	3.70
VOCATIONAL HOME ECONOMICS (OTHER)	209999	1	0	1	0	2	8.00
LIBRARY ASSISTING	250301	0	1	1	0	2	3.57
PHYSICAL SCIENCES (GENERAL)	400101	1	0	1	0	2	3.64
EARTH SCIENCE	400703	0	1	0	1	2	16.67
HEAVY EQUIP. MAINTENANCE AND REPAIR	470302	2	0	0	0	2	6.45
VEHICLE/MOBILE EQUIP MECH/REPAIR (OTHER)	470699	2	0	0	0	2	14.29
COMPOSITION, MAKE-UP, & TYPESETTING	480205	0	2	0	0	2	5.41
SHEET METAL	480506	0	2	0	0	2	4.55
AGRI BUSINESS & MGMT (OTHER)	010199	0	0	0	1	1	3.33
SOIL SCIENCES (GENERAL)	020501	0	1	0	0	1	50.00
LOGGING	030405	1	0	0	0	1	6.25
AMERICAN STUDIES	050102	0	1	0	0	1	5.26
AFRO-AMERICAN (BLACK) STUDIES	050201	0	1	0	0	1	12.50
MARKETING OF BUSINESS OR PERSONAL SERVIC	080203	0	1	0	0	1	5.26
COMMUNICATIONS (GENERAL)	090101	0	0	0	1	1	12.50
RADIO/TELEVISION NEWS BROADCAST	090601	1	0	0	0	1	100.0
CONSUMER, PERSONAL & MISC SERVICES, GENL	129999	1	0	0	0	1	1.04
PRE-ELEMENTARY EDUCATION	131204	1	0	0	0	1	1.61
FOREIGN LANGUAGES EDUCATION	131306	0	1	0	0	1	7.69
SCIENCE EDUCATION	131316	0	1	0	0	1	7.69
TEACHER ASSISTING	131501	0	1	0	0	1	5.26
AERONAUTICAL TECHNOLOGY	150301	0	1	0	0	1	2.08
ELECTROCARDIOGRAPH TECHNOLOGY	170203	0	0	1	0	1	10.00
NUCLEAR MEDICAL TECHNOLOGY	170208	0	1	0	0	1	5.56
CHEMISTRY TECHNOLOGY	170302	0	1	0	0	1	16.67
MEDICAL LABORATORY TECH. (OTHER)	170399	0	0	1	0	1	20.00
VETERINARIAN ASSISTING	170512	0	0	0	1	1	0.78
PHARMACY	181401	0	1	0	0	1	5.56

**MINORITY ENROLLMENTS BY PROGRAM
1988-89**

PROGRAM	CIPCODE	AMERICAN INDIAN	BLACK	ASIAN	HISPANIC	TOTAL MINORITY	PERCENT MINORITY
HOME ECONOMICS (GENERAL)	190101	0	0	1	0	1	9.09
FLORAL DESIGN	200504	0	0	0	1	1	1.43
MANUFACTURING/MATERIALS PROCESSING	210107	0	1	0	0	1	16.67
SYSTEMS SCIENCE	300601	1	0	0	0	1	2.50
BIOLOGICAL LABORATORY TECHNOLOGY	410101	0	0	0	1	1	20.00
OCEANOGRAPHIC (BIOLOGICAL) TECHNOLOGY	410102	0	1	0	0	1	50.00
PROTECTIVE SERVICES (OTHER)	439999	0	1	0	0	1	9.09
ANTHROPOLOGY	450201	0	1	0	0	1	20.00
DEMOGRAPHY	450501	0	1	0	0	1	7.14
GEOGRAPHY	450701	0	0	0	1	1	25.00
BUSINESS MACHINE REPAIR	470102	0	1	0	0	1	16.67
STATIONARY ENERGY SOURCES (OTHER)	470599	0	0	0	1	1	20.00
FOUNDRY WORK	480502	1	0	0	0	1	2.86
ART HISTORY & APPRECIATION	500703	0	0	1	0	1	7.14
DRAWING	500705	0	1	0	0	1	33.33
		====	=====	====	====	=====	=====
	STATE TOTAL	1976	25169	2631	4002	33778	12.95%

OF PROGRAMS = 312

**MINORITY ENROLLMENTS BY PROGRAM*
1989-90**

PROGRAM	CIPCODE	AMERICAN INDIAN	BLACK	ASIAN	HISPANIC	TOTAL MINORITY	PERCENT MINORITY
LIBERAL/GENERAL STUDIES	240101	813	13427	1402	1811	17453	17.57
BUSINESS ADMINISTRATION & MGMT (GENERAL)	060401	122	2424	201	355	3102	14.24
NURSING (GENERAL)	181101	73	550	61	82	766	10.68
ACCOUNTING AND COMPUTING	070102	22	571	64	57	714	14.46
DATA PROCESSING	110301	8	573	42	27	650	38.12
CORRECTIONS	430102	39	367	0	53	459	18.52
CRIMINAL JUSTICE TECHNOLOGY	430105	33	307	12	84	436	15.79
ELECTRONIC TECHNOLOGY	150303	27	286	54	67	434	11.55
ENGINEERING (GENERAL)	140101	15	233	87	40	375	12.34
LAW ENFORCEMENT ADMINISTRATION	430108	13	325	6	18	362	39.91
OFFICE SUPERVISION AND MANAGEMENT	070401	20	238	59	27	344	17.88
EDUCATION (GENERAL)	130101	44	243	12	45	344	9.88
ACCOUNTING, BOOKKEEPING & REL PROGS, GENL	070101	30	232	26	51	339	8.96
ELECTRICAL & ELECTRONIC TECH. (OTHER)	150399	10	263	13	11	297	41.08
GENERAL STUDIES	240102	33	204	28	10	275	8.09
BUSINESS DATA PROCESSING & REL PROGS, GE	070301	22	181	40	24	267	13.34
MICROCOMPUTER APPLICATIONS	110601	6	189	26	20	241	15.78
PRACTICAL NURSING	170605	25	154	9	20	208	10.99
LAW ENFORCEMENT	430107	30	124	8	46	208	8.82
BOOKKEEPING	070103	7	145	29	18	199	12.44
LEGAL ASSISTING	220103	14	148	4	29	195	12.07
CHILD CARE & GUIDANCE MGMT. (GENERAL)	200201	10	167	4	13	194	19.86
WORD PROCESSING	070801	15	115	6	55	191	13.05
MENTAL HEALTH/HUMAN SERVICES TECH.	170406	4	176	0	5	185	41.57
PSYCHOLOGY (GENERAL)	420101	9	111	12	40	172	13.01
AUTOMOTIVE MECHANICS	470604	21	111	13	22	167	11.78
COMPUTER PROGRAMMING	110201	11	106	28	16	161	8.34
DRAFTING AND DESIGN TECHNOLOGY	150202	11	112	14	24	161	8.57
HEAT/AIR/REFRIGERATE MECH. (GEN.)	470201	5	137	7	9	158	26.51
LIBERAL/GENERAL STUDIES (OTHER)	240199	1	115	18	13	147	9.70
SOCIAL WORK (GENERAL)	440701	8	103	3	30	144	23.41
MARKETING, GENERAL	080708	17	99	5	18	139	10.73
SECRETARIAL & RELATED PROGRAMS (GENERAL)	070601	8	109	5	12	134	18.53
FOOD PRODUCTION/MGMT/SERVICES (GENERAL)	200401	9	109	5	9	132	16.26
ENGINEERING & RELATED TECH. (OTHER)	159999	15	66	34	13	128	7.16

*PROGRAMS ARE LISTED IN DESCENDING ORDER BY MINORITY ENROLLMENT.
PROGRAM NAMES ARE THOSE STANDARDIZED BY THE U.S. DEPARTMENT OF EDUCATION.

**MINORITY ENROLLMENTS BY PROGRAM
1989-90**

PROGRAM	CIPCODE	AMERICAN INDIAN	BLACK	ASIAN	HISPANIC	TOTAL MINORITY	PERCENT MINORITY
CHILD CARE AIDE/ASSISTING	200202	4	89	1	27	121	17.54
COURT REPORTING	070602	4	113	1	2	120	34.68
RADIO/TV PRODUCTION & BROADCASTING TECH	100104	2	89	4	17	112	18.06
COMPUTER & INFORMATION SCIENCES (GENERAL)	110101	2	76	16	10	104	21.01
CORRECTIONAL ADMINISTRATION	430101	6	80	2	16	104	23.32
BUSINESS COMPUTER AND CONSOLE OPERATION	070302	1	74	23	5	103	28.77
AUTOMOTIVE TECHNOLOGY	150803	12	49	11	27	99	11.14
EXECUTIVE SECRETARIAL	070603	11	74	1	11	97	11.35
SCIENCE TECHNOLOGIES (OTHER)	419999	4	73	12	7	96	13.31
AIR CONDITION, HEAT, & REFRIG. TECH.	150501	8	67	5	14	94	9.07
ARCHIT. DESIGN & CONSTRUCTION TECHNOLOGY	150101	9	59	7	18	93	11.01
CRIMINAL JUSTICE STUDIES	430104	3	70	3	12	88	17.25
BUSINESS AND MANAGEMENT (GENERAL)	060101	8	54	12	10	84	10.13
OCCUPATIONAL THERAPY ASSISTING	170808	1	79	1	2	83	29.64
LEGAL SECRETARIAL	070604	6	61	4	11	82	11.01
SECRETARIAL	070606	7	61	3	8	79	9.35
ELEMENTARY EDUCATION	131202	6	43	4	26	79	5.66
MATHEMATICS (GENERAL)	270101	3	51	12	11	77	11.02
COMMERCIAL ART	480203	10	32	20	14	76	6.73
FINE ARTS (GENERAL)	500701	12	31	18	14	75	7.25
INTERIOR DESIGN	040501	4	58	5	7	74	15.71
DRAFTING (GENERAL)	480101	9	27	25	13	74	10.10
JOURNALISM (MASS COMMUNICATIONS)	090401	2	51	5	12	70	17.20
CHEF/COOK	200403	5	56	3	6	70	13.16
AUTOMOTIVE BODY REPAIR	470603	4	20	12	34	70	28.00
MEDICAL SECRETARIAL	070605	4	56	1	7	68	11.07
MENTAL HEALTH/HUMAN SERVICES (OTHER)	170499	3	60	1	3	67	42.14
MACHINE TOOL OPERATION/MACHINE SHOP	480503	9	31	13	13	66	5.39
SECRETARIAL & RELATED PROGRAMS (OTHER)	070699	5	48	2	10	65	8.93
DENTAL HYGIENE	170102	4	50	1	10	65	12.85
SECURITY SERVICES	430109	4	51	1	9	65	18.79
BIOLOGICAL AND PHYSICAL SCIENCES	300101	5	37	13	8	63	10.23
WELDING TECHNOLOGY	150610	8	38	6	10	62	8.31
PRE-LAW	220102	4	44	2	10	60	18.46
CRIMINAL JUSTICE ADMINISTRATION	430103	2	53	0	4	59	29.50
ARCHITECTURAL DRAFTING	480102	6	34	7	11	58	8.68
RADIOGRAPH MEDICAL TECHNOLOGY	170209	3	36	10	7	56	10.96
BUSINESS ADMINISTRATION & MGMT (OTHER)	060499	10	22	11	12	55	4.57
BUSINESS AND MANAGEMENT (OTHER)	069999	3	44	1	6	54	7.76

**MINORITY ENROLLMENTS BY PROGRAM
1989-90**

PROGRAM	CIPCODE	AMERICAN INDIAN	BLACK	ASIAN	HISPANIC	TOTAL MINORITY	PERCENT MINORITY
INFORMATION SCIENCES AND SYSTEMS	110401	1	39	12	2	54	18.62
SOCIAL SCIENCES (GENERAL)	450101	8	29	6	11	54	12.62
STENOGRAPHIC	070607	3	46	2	2	53	46.09
RESPIRATORY THERAPY TECHNOLOGY	170210	1	41	2	7	51	13.86
MECHANICAL DESIGN TECHNOLOGY	150805	3	31	11	5	50	7.12
GERIATRIC AIDE	170601	1	46	1	2	50	27.78
COMPUTER TECHNOLOGY	150301	3	31	9	6	49	18.99
ELECTRICAL/ELECTRONICS REPAIR (GEN)	470101	3	36	5	5	49	6.77
MECHANICAL DRAFTING	480105	4	23	14	8	49	6.36
GENERAL MARKETING (OTHER)	080799	4	28	8	7	47	9.81
PHOTOGRAPHIC TECHNOLOGY	100103	1	29	5	12	47	8.74
HOTEL/MOTEL MANAGEMENT	060701	2	28	9	7	46	11.41
ELECTROMECHANICAL TECHNOLOGY	150403	3	35	3	5	46	11.86
INDUSTRIAL TECHNOLOGY	150603	4	25	6	11	46	5.52
FASHION MERCHANDISING	080102	2	22	12	8	44	10.53
TOOL AND DIE MAKING	480507	5	22	10	7	44	3.39
QUALITY CONTROL TECHNOLOGY	150702	6	29	3	5	43	8.19
EMERGENCY MEDICAL TECH.-AMBULANCE	170205	2	28	2	10	42	9.03
PRECISION PRODUCTION (OTHER)	489999	4	26	3	9	42	5.32
MEDICAL ASSISTING	170503	3	22	6	10	41	7.19
CHEMISTRY (GENERAL)	400501	3	23	10	5	41	10.49
GENERAL OFFICE CLERK	070705	3	21	3	11	38	13.57
WARD SERVICE MANAGEMENT	170606	2	32	1	3	38	36.54
PHYSICAL EDUCATION	131314	3	27	0	6	36	15.00
MUSIC (GENERAL)	500901	3	24	4	5	36	11.88
DENTAL ASSISTING	170101	4	23	4	4	35	9.56
CHILD DEVELOPMENT, CARE & GUIDANCE	200102	3	19	2	11	35	14.23
FOOD SERVICE	200406	1	31	0	3	35	18.04
ECONOMICS	450601	1	17	11	6	35	9.86
COMMUNICATION ELECTRONICS	470103	2	22	2	8	34	23.29
BANKING AND FINANCE	060301	1	27	2	3	33	9.71
ROBOTICS TECHNOLOGY	150405	2	22	3	5	33	8.71
MECHANICAL & RELATED TECH. (OTHER)	150899	5	19	5	4	33	7.97
ELECTRICIAN	460302	2	21	3	7	33	8.82
DIETETIC AID/ASSISTING	200404	0	31	1	0	32	55.17
AIRPLANE PILOTING AND NAVIGATION	490102	6	18	5	3	32	4.96
INSTRUMENTATION TECHNOLOGY	150404	2	21	4	4	31	9.09
BUSINESS DATA PROCESSING & RELATED PROGS	070399	2	11	11	6	30	8.65
GRAPHIC ARTS	210106	2	19	3	5	29	13.49

**MINORITY ENROLLMENTS BY PROGRAM
1989-90**

PROGRAM	CIPCODE	AMERICAN INDIAN	BLACK	ASIAN	HISPANIC	TOTAL MINORITY	PERCENT MINORITY
TRUCK AND BUS DRIVING	490205	5	19	1	3	28	13.46
COMMUNICATION TECHNOLOGIES (OTHER)	100199	1	20	3	3	27	12.50
AIRCRAFT MECHANICS, AIRFRAME	470607	2	20	3	2	27	11.89
SMALL BUSINESS MANAGEMENT	061801	2	11	1	11	25	8.62
HUMANITIES AND SOCIAL SCIENCES	300401	1	17	4	3	25	13.02
EDUCATION OF THE DEAF & HEARING IMPAIRED	131003	2	18	0	4	24	14.04
MENTAL HEALTH/HUMAN SERVICES ASSIST	170405	3	18	0	3	24	13.04
MISC. ALLIED HEALTH SERVICES (OTHER)	170599	0	21	1	2	24	14.29
DRAMATIC ARTS	500501	3	11	2	7	23	11.11
SECONDARY EDUCATION	131205	2	14	1	5	22	3.42
ART EDUCATION	131302	1	12	2	7	22	10.68
ENGINEERING (OTHER)	149999	0	8	10	3	21	5.11
PHARMACY ASSISTING	170507	0	18	1	2	21	21.87
BIOLOGY (GENERAL)	260101	3	12	1	5	21	5.92
TRANSPORTATION AND TRAVEL MKTG, OTH	081199	0	9	6	5	20	7.25
COSMETOLOGY	120403	0	17	1	2	20	8.66
PHYSICAL THERAPY	170813	2	11	2	5	20	10.87
INSTITUTIONAL MANAGEMENT (OTHER)	060799	1	10	2	6	19	6.86
BIOMEDICAL EQUIPMENT TECHNOLOGY	150401	0	14	3	2	19	14.73
TRANSPORTATION & MATERIAL MOVING (OTHER)	499999	2	14	0	3	19	8.48
MUSIC THEORY AND COMPOSITION	500904	0	15	1	3	19	15.83
MEDICINE (OTHER)	181099	0	14	3	1	18	16.07
CONSTRUCTION TRADES (OTHER)	469999	0	12	2	4	18	5.34
WOODWORKING (OTHER)	480799	1	12	5	0	18	6.12
BUSINESS DATA PROGRAMMING	070305	0	10	3	4	17	9.04
RETAILING	080705	2	12	1	2	17	8.42
ALLIED HEALTH (OTHER)	179999	0	15	2	0	17	8.67
CLERK-TYPIST	070702	1	10	1	4	16	12.21
FOREIGN LANGUAGES, MULTIPLE EMPHASIS	160101	0	8	2	6	16	7.41
RESPIRATORY THERAPY	170818	0	15	1	0	16	9.20
FIRE CONTROL & SAFETY TECHNOLOGY	430201	4	10	0	2	16	3.55
SOCIOLOGY	451101	0	12	0	4	16	24.24
DRAFTING (OTHER)	480199	0	12	4	0	16	12.60
MEDICAL LABORATORY TECHNOLOGY	170309	0	9	4	2	15	12.82
COMMUNICATION SKILLS	320103	0	13	1	1	15	21.74
PHYSICAL THERAPY ASSISTING	170815	0	10	1	3	14	10.37
PRE-MEDICINE	181801	0	10	2	2	14	9.79
PRECISION WORK/ASSORTED MAT. (OTHER)	480699	2	7	4	1	14	7.18
DANCE	500301	2	8	3	1	14	13.46

**MINORITY ENROLLMENTS BY PROGRAM
1989-90**

PROGRAM	CIPCODE	AMERICAN INDIAN	BLACK	ASIAN	HISPANIC	TOTAL MINORITY	PERCENT MINORITY
REAL ESTATE (GENERAL)	061701	1	7	3	2	13	7.78
SPECIAL EDUCATION (GENERAL)	131001	0	11	0	2	13	9.22
ENGLISH (GENERAL)	230101	2	8	2	1	13	5.91
COMPUTER ELECTRONICS	470104	0	9	2	2	13	13.68
TRANSPORTATION MANAGEMENT	060705	2	9	0	1	12	13.33
BUSINESS & PERSONAL SERVICES MARKETING, COMPUTER & INFORMATION SCIENCES (OTHER)	080201	2	9	1	0	12	3.12
METALLURGICAL TECHNOLOGY	119999	1	8	0	3	12	15.38
INDUSTRIAL ELECTRONICS	410303	0	9	3	0	12	10.91
INDUSTRIAL ELECTRONICS	470105	0	11	0	1	12	11.11
GRAPHIC & PRINTING COMMUNICATION (GEN)	480201	3	6	0	3	12	8.22
WELDING, BRAZING, AND SOLDERING	480502	1	6	2	3	12	8.63
TRADE & INDUSTRIAL SUPV & MANAGEMENT, GE	062001	1	5	1	4	11	7.86
CIVIL TECHNOLOGY	150201	1	5	3	2	11	6.92
CHEMISTRY TECHNOLOGY	170302	0	11	0	0	11	57.89
SIGN LANGUAGE INTERPRETING	170410	2	4	1	4	11	4.89
NURSING ASSISTING	170602	0	10	0	1	11	28.95
OUTDOOR RECREATION	310201	0	10	1	0	11	18.64
PHYSICS (GENERAL)	400801	2	4	5	0	11	10.78
CRIMINAL JUSTICE (OTHER)	430199	6	2	0	3	11	6.43
SPEECH, DEBATE, AND FORENSICS	231001	0	9	0	1	10	13.16
PHYSICAL SCIENCES (GENERAL)	400101	3	6	0	1	10	7.19
SHEET METAL	480506	2	7	0	1	10	12.50
ILLUSTRATION DESIGN	500403	0	6	1	3	10	6.76
ARCHITECTURE	040201	1	3	4	1	9	6.62
ACCOUNTING, BOOKKEEPING & REL PROGS, OTH	070199	0	5	2	2	9	6.16
ELECTRICAL TECHNOLOGY	150302	2	3	1	3	9	3.67
COMPUTER SERVICING TECHNOLOGY	150402	0	8	0	1	9	10.71
INDUSTRIAL PRODUCTION TECH. (OTHER)	150699	1	6	1	1	9	6.72
NURSING (OTHER)	181199	0	5	4	0	9	8.74
PRE-PHARMACY	181901	0	3	4	2	9	12.68
INDUSTRIAL ARTS (OTHER)	210199	2	6	0	1	9	4.09
PHILOSOPHY	380101	2	2	2	3	9	12.33
HISTORY	450801	0	6	0	3	9	5.56
PLUMBING, PIPE-STEAMFITTING (GENERAL)	460501	2	7	0	0	9	8.04
DIESEL ENGINE MECHANICS	470605	0	5	0	4	9	10.71
MECHANICS AND REPAIRERS (OTHER)	479999	1	2	2	4	9	3.73
FINE ARTS (OTHER)	500799	1	6	2	0	9	10.11
EXERCISE PHYSIOLOGY	170804	1	4	1	2	8	7.62
HOME FURNISHINGS AIDE	200506	1	4	1	2	8	8.70

**MINORITY ENROLLMENTS BY PROGRAM
1989-90**

PROGRAM	CIPCODE	AMERICAN INDIAN	BLACK	ASIAN	HISPANIC	TOTAL MINORITY	PERCENT MINORITY
INDUSTRIAL MACHINERY MAINT. & REPAIR	470303	2	6	0	0	8	4.94
TYPING, GENL OFFICE & RELATED PROGRAMS,	070701	1	5	0	1	7	12.96
ARCHITECTURAL TECHNOLOGIES (OTHER)	150199	1	4	1	1	7	4.17
DENTAL SERVICES (OTHER)	170199	1	4	1	1	7	17.50
EMERGENCY MEDICAL TECH.-PARAMEDIC	170206	2	2	2	1	7	3.02
SURGICAL TECHNOLOGY	170211	2	3	0	2	7	14.89
ULTRASOUND TECHNOLOGY	170212	0	4	2	1	7	10.14
OPTOMETRIC TECHNOLOGY	170705	0	6	1	0	7	15.22
POLITICAL SCIENCE AND GOVERNMENT	451001	2	2	1	2	7	16.28
COOLING AND REFRIGERATION	470202	0	5	0	2	7	10.61
SMALL ENGINE REPAIR	470606	0	5	0	2	7	17.07
LITHOGRAPHY/PHOTOGRAPHY/PLATEMAKING	480206	1	5	1	0	7	7.69
VISUAL & PERFORMING ARTS (OTHER)	509999	3	3	0	1	7	12.07
EDUCATIONAL ASSISTING AND TRAINING	070502	0	6	0	0	6	66.67
FINANCIAL SERVICES MARKETING (GENERAL)	080401	0	5	1	0	6	7.14
BUSINESS EDUCATION	131303	0	5	0	1	6	14.63
MUSIC EDUCATION	131312	0	2	1	3	6	8.87
MEDICAL RECORDS TECHNOLOGY	170506	0	2	1	3	6	5.61
PRE-VETERINARY	182001	2	0	1	3	6	7.32
HOME FURNISHINGS & EQUIP. MGMT. (GENERAL)	200501	1	1	1	3	6	8.00
MUSIC PERFORMANCE	500903	0	5	0	1	6	12.77
RESTAURANT MANAGEMENT	060704	2	3	0	0	5	8.77
BUSINESS AND OFFICE (OTHER)	079999	0	5	0	0	5	62.50
TOURISM	081104	2	1	0	2	5	10.00
EDUCATIONAL MEDIA TECHNOLOGY	100101	0	3	1	1	5	10.00
CHEMICAL TECHNOLOGY	410301	0	5	0	0	5	6.85
MISC. CONSTRUCTION TRADES (OTHER)	460499	0	3	1	1	5	2.50
AIRCRAFT MECHANICS, POWER PLANT	470608	3	0	0	2	5	5.38
LANDSCAPING	010605	0	3	0	1	4	1.63
ANIMAL HEALTH	020203	2	2	0	0	4	44.44
AMERICAN STUDIES	050102	0	3	0	1	4	14.81
AFRO-AMERICAN (BLACK) STUDIES	050201	0	3	1	0	4	36.36
BUSINESS DATA ENTRY EQUIPMENT OPERATION	070303	0	0	2	2	4	23.53
MARKETING OF BUSINESS OR PERSONAL SERVIC	080203	0	3	0	1	4	14.81
SALES	080706	0	4	0	0	4	8.16
WATER & WASTEWATER TECHNOLOGY	150506	4	0	0	0	4	5.80
DENTAL LABORATORY TECHNOLOGY	170103	0	4	0	0	4	80.00
ALCOHOL/DRUG ABUSE SPECIALTY	170401	1	1	0	2	4	10.53
PRE-DENTISTRY	181701	0	2	1	1	4	12.12

**MINORITY ENROLLMENTS BY PROGRAM
1989-90**

PROGRAM	CIPCODE	AMERICAN INDIAN	BLACK	ASIAN	HISPANIC	TOTAL MINORITY	PERCENT MINORITY
CLOTHING/APPAREL/TEXTILES MGMT (GENERAL)	200301	0	3	0	1	4	40.00
FOOD PRODUCTION/MGMT/SERVICES (OTHER)	200499	0	0	0	4	4	40.00
SPORTS/PHYSICAL EDUCATION	360108	0	4	0	0	4	11.11
PROTECTIVE SERVICES (OTHER)	439999	0	3	1	0	4	28.57
INDUSTRIAL EQUIP. MAINT. & REPAIR (OTHER)	470399	0	2	1	1	4	4.60
MISC. MECHANICS & REPAIRERS (OTHER)	470499	1	2	0	1	4	23.53
PAINTING	500708	0	4	0	0	4	10.81
AREA STUDIES (OTHER)	050199	0	1	1	1	3	25.00
ACCOUNTING	060201	3	0	0	0	3	3.70
BANKING & RELATED FINANCIAL PROGS, GENL	070201	0	3	0	0	3	2.61
PERSONNEL ASSISTING	070503	0	3	0	0	3	100.0
CONSUMER, PERSONAL & MISC SERVICES, GENL	129999	2	0	0	1	3	3.75
TEACHER ASSISTING	131501	1	2	0	0	3	13.64
FOOD PROCESSING TECHNOLOGY	150602	1	2	0	0	3	9.09
AERONAUTICAL TECHNOLOGY	150801	0	2	0	1	3	5.66
MEDICAL TECHNOLOGY	170310	0	1	1	1	3	8.11
OCCUPATIONAL THERAPY	170807	0	2	0	1	3	5.88
PHARMACY	181401	2	1	0	0	3	15.79
HEALTH SCIENCES (OTHER)	189999	1	2	0	0	3	5.88
LIBRARY ASSISTING	250301	0	2	1	0	3	5.17
HISTOLOGY	260606	0	1	0	2	3	18.75
HEALTH-RELATED ACTIVITIES (OTHER)	340199	0	2	1	0	3	23.08
SOCIAL SCIENCES (OTHER)	459999	3	0	0	0	3	6.00
INDUSTRIAL EQUIP. MAINT. & REPAIR (GEN)	470301	0	3	0	0	3	27.27
PLASTICS	480604	0	1	1	1	3	10.71
GRAPHIC DESIGN	500402	0	1	1	1	3	3.90
DRAWING	500705	0	0	0	0	3	42.86
LOGGING	030405	1	0	1	0	2	22.22
FORESTRY AND RELATED SCIENCES (GENERAL)	030501	1	0	0	1	2	4.26
PLASTIC TECHNOLOGY	150607	0	1	1	0	2	1.59
QUALITY CONTROL & SAFETY TECH. (OTHER)	150799	1	1	0	0	2	8.00
MEDICAL OFFICE MANAGEMENT	170505	0	2	0	0	2	4.08
DIETETICS/HUMAN NUTRITIONAL SERVICES	190503	0	2	0	0	2	11.11
FOSTER CARE/FAMILY CARE	200204	0	2	0	0	2	3.70
FLORAL DESIGN	200504	1	0	1	0	2	5.13
EARTH SCIENCE	400703	0	1	0	1	2	15.38
FIREFIGHTING	430203	0	0	0	2	2	4.08
SOCIAL WORK (OTHER)	440799	0	1	0	1	2	3.08
BUILDING MAINTENANCE	460401	0	2	0	0	2	66.67

**MINORITY ENROLLMENTS BY PROGRAM
1989-90**

PROGRAM	CIPCODE	AMERICAN INDIAN	BLACK	ASIAN	HISPANIC	TOTAL MINORITY	PERCENT MINORITY
VEHICLE/MOBILE EQUIP MECH/REPAIRER (GEN)	470601	0	2	0	0	2	9.52
COMPOSITION, MAKE-UP, & TYPESETTING	480205	0	1	0	1	2	8.00
PRECISION METAL WORK (OTHER)	480599	0	1	1	0	2	2.94
AVIATION MANAGEMENT	490104	1	1	0	0	2	8.70
CERAMICS	500202	0	0	2	0	2	3.57
AGRI BUSINESS & MGMT (GENERAL)	010101	1	0	0	0	1	8.33
RENEWABLE NATURAL RESOURCES (GENERAL)	030101	1	0	0	0	1	3.12
CONSERVATION	030202	0	0	0	1	1	4.17
LABOR/INDUSTRIAL RELATIONS	061101	0	1	0	0	1	3.85
OFFICE PRODUCTS AND EQUIPMENT MARKETING	080807	0	0	1	0	1	8.33
AUTOMOTIVE VEHICLES & ACCESSORIES MARKE	081203	0	1	0	0	1	5.88
COMMUNICATIONS (GENERAL)	090101	0	0	0	1	1	1.92
PUBLIC RELATIONS	090501	0	1	0	0	1	10.00
RADIO/TELEVISION NEWS BROADCAST	090601	1	0	0	0	1	33.33
FUNERAL SERVICES	120301	0	1	0	0	1	5.26
PRE-ELEMENTARY EDUCATION	131204	0	1	0	0	1	2.33
FOREIGN LANGUAGES EDUCATION	131306	0	0	0	1	1	11.11
MATHEMATICS EDUCATION	131311	0	1	0	0	1	5.56
ARCHITECTURAL ENGINEERING	140401	0	0	1	0	1	1.69
LASER ELETRO-OPTIC TECHNOLOGY	150304	0	0	0	1	1	4.76
ENVIRONMENTAL CONTROL TECH. (OTHER)	150599	0	0	1	0	1	3.70
NUCLEAR MEDICAL TECHNOLOGY	170208	0	1	0	0	1	5.56
VETERINARIAN ASSISTING	170512	0	0	0	1	1	10.00
OPTOMETRY	181201	0	0	0	1	1	12.50
VETERINARY MEDICINE	182401	0	0	0	1	1	11.11
HOME ECONOMICS (GENERAL)	190101	0	0	0	1	1	11.11
VOCATIONAL HOME ECONOMICS (OTHER)	209999	0	0	0	1	1	2.78
MANUFACTURING/MATERIALS PROCESSING	210107	0	1	0	0	1	33.33
LIBRARY & ARCHIVAL SCIENCES (GENERAL)	250101	0	1	0	0	1	6.67
SYSTEMS SCIENCE	300601	1	0	0	0	1	3.03
OCEANOGRAPHIC (BIOLOGICAL) TECHNOLOGY	410102	0	1	0	0	1	50.00
FIRE PROTECTION (OTHER)	430299	0	0	0	1	1	25.00
PUBLIC AFFAIRS (GENERAL)	440101	1	0	0	0	1	7.14
ANTHROPOLOGY	450201	0	1	0	0	1	16.67
CONSTRUCTION TRADES - UNKNOWN	460999	1	0	0	0	1	2.50
BUSINESS MACHINE REPAIR	470102	0	1	0	0	1	11.11
ELECTRICAL/ELECTRONICS REPAIR (OTHER)	470199	0	1	0	0	1	50.00
HEAVY EQUIP. MAINTENANCE AND REPAIR	470302	1	0	0	0	1	3.23

**MINORITY ENROLLMENTS BY PROGRAM
1989-90**

PROGRAM	CIPCODE	AMERICAN INDIAN	BLACK	ASIAN	HISPANIC	TOTAL MINORITY	PERCENT MINORITY
STATIONARY ENERGY SOURCES (OTHER)	470599	1	0	0	0	1	100.0
GRAPHIC/PRINTING COMMUNICATION (OTHER)	480299	0	1	0	0	1	9.09
MATERIAL HANDLING	490203	0	1	0	0	1	1.49
SAILORS AND DECKHANDS	490308	1	0	0	0	1	2.94
CRAFTS (GENERAL)	500201	0	0	0	1	1	7.14
		====	====	====	====	====	====
STATE TOTAL		2018	26967	2989	4132	36106	14.42%

OF PROGRAMS = 312

THIS DOCUMENT WAS PREPARED BY:

The Michigan State Board of Education

**Higher Education Management Services
Ronald L. Root, Director**

**Community College Services Unit
James H. Folkening, Supervisor
Rhonda P. Shechter, Higher Education Consultant**

SPECIAL THANKS TO:

Mary Jo Chisholm, Grand Rapids Junior College, Carol Grove and Chantal Richardson Swierz, Michigan Department of Education, for their technical and clerical support.

Requests for additional copies of this publication should be directed to: Rhonda P. Shechter, Higher Education Consultant, Michigan Department of Education, P.O. Box 30008, Lansing, Michigan 48909, (517) 373-3362.