

DOCUMENT RESUME

ED 331 510

IR 053 561

TITLE The South Carolina Program for Library Development.
1990-1993.

INSTITUTION South Carolina State Library, Columbia.

PUB DATE 91

NOTE 89p.; For the 1989-1991 report, see ED 316 241.

PUB TYPE Reports - Descriptive (141)

EDRS PRICE MF01/PC04 Plus Postage.

DESCRIPTORS Academic Libraries; Elementary Secondary Education; Higher Education; Institutional Libraries; Library Development; Library Education; *Library Planning; *Library Services; Library Standards; *Long Range Planning; *Organizational Objectives; *Program Development; Public Libraries; State Programs; Statewide Planning; User Needs (Information)

IDENTIFIERS *Library Services and Construction Act; *South Carolina State Library

ABSTRACT

This report outlines the long-range program of the Library Services and Construction Act (LSCA) in South Carolina. The first of five chapters presents excerpts of the LSCA that describe its Titles I-III programs; explains the evolution of South Carolina's long-range Program for Library Development; discusses the dissemination of publications related to the LSCA programs in South Carolina; and touches on how LSCA programs are coordinated. Focusing on the library public, the second chapter discusses the probable impact of population increases on information needs and library services, and inventories the special needs of the economically disadvantaged, the illiterate, the blind and physically handicapped, persons with limited English-speaking ability, the elderly, and the institutionalized. The third chapter focuses on South Carolina libraries and their needs, including the South Carolina State Library, public libraries, major urban resource libraries, institutional libraries, academic libraries, technical college resource centers, school library media centers, and special libraries. Library education programs in South Carolina institutions of higher education are also described, and maps and statistics are provided for public, institutional, and college and university libraries, and the South Carolina Library Network. The adequacy, priorities, and evaluation procedures of Title I, II, and III projects are the focus of the fourth chapter, and the fifth presents the four goals of the state library together with objectives designed to meet those goals. (MAB)

* Reproductions supplied by EDRS are the best that can be made *
* from the original document. *

ED331510

U.S. DEPARTMENT OF EDUCATION
Office of Educational Research and Improvement
EDUCATIONAL RESOURCES INFORMATION
CENTER (ERIC)

[] This document has been reproduced as
received from the person or organization
originating it.

[] Minor changes have been made to improve
reproduction quality.

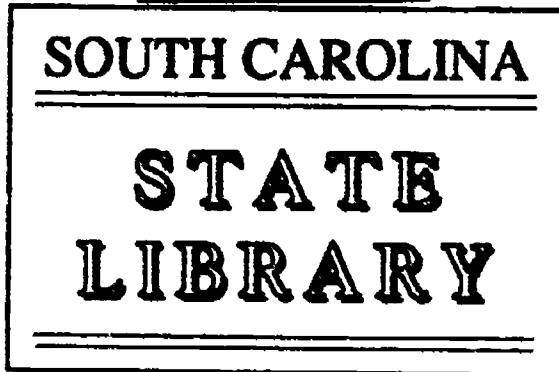
• Points of view or opinions stated in this docu-
ment do not necessarily represent official
OE RI position or policy.

**THE SOUTH CAROLINA PROGRAM
FOR
LIBRARY DEVELOPMENT**

1990 - 1993

under the

**LIBRARY SERVICES AND CONSTRUCTION ACT
(P.L. 101-254, FY 1991)**



South Carolina State Library
1500 Senate Street
P.O. Box 11469
Columbia, South Carolina 29211

"PERMISSION TO REPRODUCE THIS
MATERIAL HAS BEEN GRANTED BY

B. E. Callahan

BEST COPY AVAILABLE

TO THE EDUCATIONAL RESOURCES
INFORMATION CENTER (ERIC)."

1R053561

Publication of this document was partially funded
under the Library Services and Construction Act
(Public Law 101-254, FY 91) administered by the
South Carolina State Library.

THE SOUTH CAROLINA PROGRAM

FOR

LIBRARY DEVELOPMENT

1990 - 1993

under the

**LIBRARY SERVICES AND CONSTRUCTION ACT
(P.L. 101-254, FY 1991)**

**South Carolina State Library
1500 Senate Street
Post Office Box 11469
Columbia, South Carolina 29211**

TABLE OF CONTENTS

<u>Chapter</u>	<u>Page</u>
I. Introduction	1
Purpose	1
Evolution of the Long-Range Program	2
Dissemination of Information	4
Coordination of Programs	4
II. The Library Public	5
The Disadvantaged	6
The Illiterate	8
The Blind and Physically Handicapped	10
Persons with Limited English-Speaking Ability	11
The Elderly	11
The Institutionalized	12
Estimates of Population of South Carolina Counties 1988	13
Age and Percentage Breakdown of Projected South Carolina Population 55 and Over by County - 1990 Pop.	14
Poverty Level By County 1980 Population	15
Illiteracy Rate By County	16
State Institution Population By Agency As of May 1, 1988	17
III. South Carolina's Libraries and Their Needs	18
The South Carolina State Library	18
Public Libraries	21
Major Urban Resource Libraries	24
Institutional Libraries	25
Academic Libraries	27
Technical College Learning Resource Centers	28
School Library Media Centers	30
Special Libraries	32
Library Education	33
South Carolina Public Libraries	35
Map	35
Statistics	36
Juvenile Statistics	39
State Aid Agreement	41
South Carolina Institutional Libraries	42
Map	42
Statistics	43
South Carolina Colleges and Universities	44
Map	44
Statistics	45
South Carolina Library Network	46

<u>Chapter</u>	<u>Page</u>
IV. Criteria, Priorities, and Procedures	47
A. Title I. Library Services	47
1. Adequacy of State Library Services	47
2. Adequacy of Public Library Services	47
3. Adequacy of Services to the Blind and Physically Handicapped	48
4. Adequacy of State Institutional Services	48
5. Adequacy of Major Urban Resource Libraries	49
6. Criteria to Assure Priority for Low-Income Families	50
7. Criteria to Assure Priority for Persons of Limited English-Speaking Ability	51
8. Determination of Eligibility for Agency Participation	52
9. Procedures for Application and Approval of Projects	52
10. Evaluation	53
B. Title II. Construction	54
1. Criteria for Determining the Adequacy of Library Buildings	55
2. Criteria for Participation in LSCA Grant Funding	55
3. Compliance with State and Federal Legislation	55
4. Applications and Procedures	56
5. Priorities for Grant Awards	56
6. Amount of Grants	57
7. Appeal of Decisions	58
C. Title III. Interlibrary Cooperation	58
1. Priorities	58
2. Determination of Eligibility for Agency Participation	59
3. Evaluation	59
V. Goals, Objectives, and Implementation	61
Goal 1. To strengthen the State Library agency for the purpose of providing statewide library leadership and services.	61
Objective 1. To enhance the administrative, planning, and support capabilities required for statewide library development.	61
Objective 2. To provide a comprehensive collection of materials necessary to meet the Library's responsibilities as the central information resource for libraries of the state, as well as state government.	62

Chapter

Page

Objective 3. To provide consultant services for public, institutional, and other libraries of South Carolina.

63

Objective 4. To centralize at the state level programs and functions which cannot be handled economically or effectively by individual libraries.

63

Goal II. To expand and improve public library services throughout the state, providing access for every resident, so as to further the educational, vocational, economic, and cultural enrichment of all citizens.

65

Objective 1. To develop equitable and sufficient financial support for library services from local, state, federal and other funds.

65

Objective 2. To provide incentive grants to public libraries for services and activities which support state and LSCA priorities, including personnel, collection development, and equipment.

66

Objective 3. To extend public library service to special constituencies, including the disadvantaged, the elderly, the illiterate, the unserved, and persons of limited English-speaking ability.

67

Objective 4. To encourage provision of public library facilities adequate in space, design, and access to meet the needs of the community.

68

Goal III. To extend and improve library services to special clientele: the institutionalized and physically handicapped.

68

Objective 1. To promote the establishment and development of institutional library service capable of supporting treatment, education, and rehabilitation programs in state-supported institutions.

68

Objective 2. To provide special programs of library service for visually and physically handicapped residents.

70

Chapter

Page

Goal IV. To facilitate optimum utilization of South Carolina's total library resources by means of cooperation and reciprocal activities among libraries of all types and at all levels.

71

Objective 1. To provide bibliographic access to library collections in the state.

71

Objective 2. To provide interlibrary loan and reference services from the State Library.

72

I. INTRODUCTION

PURPOSE

It is the purpose of the Library Services and Construction Act to assist in the extension and improvement of public library services to areas and populations which are without such services or to which such services are inadequate and to assist Indian tribes in planning and developing library services to meet their needs. It is the further purpose of this Act to assist with (1) public library construction and renovation; (2) improving State and local public library services for older Americans, and for handicapped, institutionalized, and other disadvantaged individuals; (3) strengthening State library administrative agencies; (4) promoting interlibrary cooperation and resource sharing among all types of libraries; (5) strengthening major urban resource libraries; and (6) increasing the capacity of libraries to keep up with rapidly changing information technology.

The South Carolina State Library has prepared this document as a requirement of the Library Services and Construction Act, as amended.

The LSCA Amendments of 1990 has eight titles. They are:

- Title I - Library Services
- Title II - Public Library Construction
- Title III - Interlibrary Cooperation and Resource Sharing
- Title IV - Library Services for Indian Tribes
- Title V - Foreign Language Materials Acquisition
- Title VI - Library Literacy Programs
- Title VII - Evaluation and Assessment
- Title VIII - Library Learning Center Programs

Titles IV, V, VI, VII, and VIII are directly administered by the U.S. Department of Education. Therefore, they will not be discussed in this plan or in the Annual Program, except as a reference to other programs. Use of funds for Titles I, II, and III are described below:

LSCA Title I (Library Services) funds are to be used for:

- (1) the extension of public library services to areas and populations without such services and the improvement of such services to areas and populations to ensure that such services are adequate to meet user needs and to make library services accessible to individuals who, by reason of distance, residence, handicap, age, literacy level, or other disadvantage, are unable to receive the benefits of public library services regularly made available to the public;
- (2) adapting public library services to meet particular needs of individuals within the States;
- (3) assisting libraries to serve as community information referral centers;

- (4) assisting libraries in providing literacy programs for adults and school dropouts in cooperation with other agencies and organizations, if appropriate;
- (5) strengthening State library administrative agencies; and
- (6) strengthening major urban resource libraries.

LSCA Title II (Public Library Construction) funds are to be used for the construction of new buildings and acquisition, expansion, remodeling, and alteration of existing buildings, and initial equipment of any such buildings, or any combination of such activities (including architects' fees and the cost of acquisition of land). Such term includes remodeling to meet standards under the Act of August 12, 1968, commonly known as the 'Architectural Barriers Act of 1968', remodeling designed to conserve energy, renovation or remodeling to accommodate new technologies, and the purchase of existing historic buildings for conversion to public libraries.

LSCA Title III (Interlibrary Cooperation and Resource Sharing) funds are to be used for:

- (1) planning for, and taking other steps leading to the development of, cooperative library networks; and
- (2) establishing, expanding, and operating local, regional, and interstate cooperative networks of libraries, which provide for the systematic and effective coordination of the resources of school, public, academic, and special libraries and information centers for improved supplementary services for the special clientele served by each type of library or center.

In addition to meeting the requirements of Public Law 98-480, this document serves as a basic statement summarizing the objectives, policies, and procedures undertaken for the improvement of library services in South Carolina, particularly for those assisted by the Library Services and Construction Act, and provides a guide for libraries wishing to participate in the LSCA program. In planning for statewide library development federally funded and state funded activities are closely related since both are directed toward the improvement of library services. Therefore this document also serves as a general state planning document for library development in South Carolina.

EVOLUTION OF THE LONG-RANGE PROGRAM

The South Carolina Program for Library Development has evolved to meet the changing priorities of the Library Services and Construction Act and the needs of the people of South Carolina. While many of the earlier goals, such as countywide library service in all forty-six counties, have been met, much remains to be done. Deficiencies in basics such as collections, buildings, and personnel are still with us. It is the challenge of all libraries to plan programs to meet the needs of their patrons.

This document, the Annual Program, and subsequent plans will seek to secure for libraries a place in the Learning Society envisioned by Alliance for Excellence, which stated:

Without question, librarians - those in public libraries, large and small, those at colleges and universities, those in schools, those in fast-growing facilities in business, industry, and the professions - must now take the initiative. They must reach more vigorously for their fair share of public attention and support; they must shake off invisibility and neutrality; they must be far more dynamic than is their custom. They must become stronger leaders.

Libraries in South Carolina are striving to emphasize the link between libraries and learning, particularly in those areas outlined by the National Goals for Education, which were adopted by the President and the Governors at the 1989 education summit.

The LSCA Advisory Council meets quarterly to discuss priorities and how current projects are meeting them. Comments are compiled and considered in the development of the Long-Range Plan and the Annual Program. Prior to the submission of the Long-Range Plan the Advisory Council has the opportunity to make additional comments. At each meeting of the Council one aspect of the State Library's program is highlighted to present a more thorough picture of library service in South Carolina. Plans for FY 91 and FY 92 are:

October 1990	Blind/Physically Handicapped
January 1991	South Carolina Library Network
April 1991	State Government
July 1991	Service to the Disadvantaged
October 1991	White House Conference
January 1992	Adult Services
April 1992	Automation/Technology
July 1992	Library Development

The State Library Board meets six times per year. Copies of all LSCA documents are distributed to Board members. The State Library Director keeps the Board informed of developments in the LSCA program. Project reports are made at Board meetings when appropriate. A member of the Board serves ex-officio on the LSCA Advisory Council.

The Association of Public Library Administrators is an organization composed of directors of the state's public libraries. At their quarterly meetings the State Library reports on LSCA activities and solicits comments about the future direction of LSCA planning. As appropriate APLA will be asked to appoint ad hoc committees to work with State Library staff in planning activities.

DISSEMINATION OF INFORMATION

Library Services and Construction Act documents are published and distributed according to LSCA guidelines and EDGAR (Education Department General Administrative Regulations).

1. Long-Range Plan and Annual Program

Discussions of the proposed program are held with the State Library Board, the LSCA Advisory Council, and the Association of Public Library Administrators.

Copies of the long-range plan and annual program are distributed to each public library system in the state, to major academic libraries, to State Documents Depository Libraries, to members of the LSCA Advisory Council, to members of the State Library Board, and to selected state officials. A recorded version is available from the Library for the Blind and Physically Handicapped.

Announcements of the documents' availability are made in News for South Carolina Libraries and the Electronic Bulletin Board of the South Carolina Library Network.

Copies of the program are sent to selected state library agencies and library schools and to others by request. The document is supplied to the Educational Research Information Center (ERIC) for reproduction on microfiche.

2. Evaluation

A narrative summary of LSCA funded activities is distributed to all agencies and individuals receiving the long-range plan and annual program. Project evaluations and the evaluation prepared for the U.S. Department of Education are available for inspection at the State Library.

COORDINATION OF PROGRAMS

The Governor's Grants Services Division forwards to the State Library for comment applications for federal assistance for library programs by the academic and school libraries in the state.

II. THE LIBRARY PUBLIC

As we begin 1991 it is apparent that significant growth has occurred in South Carolina since the 1980 census. Even though grants are made on the basis of the 1980 population numbers, libraries need to develop programs for today's population. Projections for the 1990 census indicate a growth rate of 17.2% over 1980; 3,770,000 people versus 3,121,820. Population growth is expected to surpass 20% in the following counties.

Dorchester	34.4%
Berkeley	31.6%
Lexington	28.1%
Horry	27.4%
Pickens	25.5%
Beaufort	22.6%
Anderson	21.7%
York	20.9%

NOTE: Per capita statistics are based on the 1980 census. While progress appears in many areas the use of the 1980 census will see many indicators decline.

Regardless of the size of the growth rate in each county, the public library must address the needs of each age level. The use of PLA's planning process can be a vital tool as libraries begin to plan for the next decade. Information on the planning process was provided to librarians and boards at a LSCA funded workshop in FY 89, and five libraries implemented the planning process in FY 90. It is expected that more and more libraries will utilize this process during the next few years.

The 1983 Long-Range Plan reported that the racial makeup of South Carolinians had not changed significantly from 1970-1980. Current projections indicate a slight percentage increase in the Black population as reflected by the 1990 census.

The 1980 census also shows an older South Carolina population. The median age of the population in 1980 was 28.2 years compared to 24.8 in 1970. In 1980 the elderly (over 65) accounted for 9.2% of the total population. A 44.6% increase is expected in the elderly population between 1980 and 1990. The 1990 census projection is that 11% of the state's population will be over 65; 19.3% will be over 55.

A significant factor to consider when determining a community's library needs is the educational level of its citizens. There has been a gradual increase in the educational attainment of South Carolinians in recent years. In 1970 the median years of school completed was 10.5 years. By 1980 this total had risen to 12.1 years. The years ahead appear promising. In June 1984 the General Assembly passed and the Governor signed the South Carolina Education Improvement Act of 1984 (EIA). A one-cent sales tax was authorized to fund elementary and secondary educational improvements. The act provides new standards that are comprehensive in scope. Test scores continue to rise. Refinements continue to be made to ensure that EIA goals remain viable. The General Assembly passed a revised EIA in FY 89.

In FY 89 over 587,243 children were enrolled in 1,097 public schools, while another 37,147 children attended 246 private schools. There are 65 institutions of higher education in South Carolina. The public sector includes two comprehensive universities, a medical university, nine senior colleges (including three University of South Carolina branches), five two-year University branches, and 16 two-year technical colleges. The private sector includes 20 senior colleges, a theological seminary, and 10 junior colleges. Total degree-credit enrollment in all of these institutions in fall, 1989 was 153,744; of these 127,614 (83%) were enrolled in public institutions.

South Carolina has identified the provision of quality day care for children as one of its priority needs. The state has the second highest percentage in the nation of mothers with preschool children working outside the home -- 58%. Over one-half of mothers with infants under one year old work outside the home and there are 15,422 single mothers in the labor force. Yet, there is space for only one out of four preschool children in licensed day care facilities. With these facts comes the realization of the need for libraries to initiate and continue outreach services to day care centers and to play a major role in providing information to staff about child development issues and the programs and curricula that are necessary if young children are to mature and develop. The State Library's Early Childhood Media Collection provides some of this information. The need for child care facilities is also reflected in the number of libraries reporting that families are using the library as a place to leave their children after school. Public libraries should address staff and programming changes that may be necessary to serve family patterns of the 1990's.

The 3.1 million residents of South Carolina have a variety of library needs. Access to information and ideas is important to all, whether adult or child, businessman or student, government worker or unemployed. Within the population there are large numbers of individuals who can and do use libraries for information, education, research, cultural, and recreational purposes. Nationally, about 58% of the population visit libraries in a year. 40% of South Carolina's population have a library card. But there are other groups and individuals who are prevented from using library services as they are traditionally delivered because of such things as architectural barriers, low income, lack of transportation, or educational limitations. These individuals have the same informational needs as the general population but need help in overcoming the physical, geographical, economic, or ethnic barriers that deny them the knowledge, pleasure, and experiences available through a library.

The ultimate goal of the South Carolina Library Program is to provide adequate library service for all, and the basic approach is to strengthen the resources and services of public and institutional libraries across the state. The State Library has identified six user groups which require special services or special delivery systems to assure equal opportunity of access to the resources available to other South Carolinians.

THE DISADVANTAGED

Economically disadvantaged South Carolinians are located throughout the state. Two of the primary indicators of economic activity are total personal income and per capita personal income. South Carolina's average personal income

in 1988 was \$12,764 per capita - 77.6% of the national average. The 1980 census indicated that 483,118 persons, 15% of South Carolina's population was living in poverty. Of 812,028 families, 100,073 or 12.4% had incomes below the poverty level.

- (1) In FY 89 the Department of Social Services reported an average 37,794 cases per month under Aid to Families with Dependent Children. This figure included 108,358 persons.
- (2) The Department of Social Services reported an average 89,861 households receiving food stamps (256,722 individuals) in FY 89 per month. In FY 84 South Carolina ranked sixth nationally in food stamp recipients per 1,000 population.
- (3) In FY 89 49% of public school lunches served were free or reduced in price; 86% of all breakfasts were also free or reduced in price.

The State Library traditionally has defined disadvantaged in relationship to income (see above). Income usually is a deciding factor in determining disadvantaged status. A broader view of the disadvantaged community is envisioned in this plan.

LSCA Regulations define disadvantaged persons as those "whose socio-economic or educational deprivation or whose cultural isolation from the general community may preclude them from benefitting from public library services to the same extent as the general community benefits from these services.

Section 101(1) of P.L. 98-480 broadens the definition of disadvantaged further by stating Title I grants may be used **"for the extension of public library services to areas and populations without such services and the improvement of such services to areas and populations to ensure that such services are adequate to meet user needs and to make library services accessible to individuals who, by reason of distance, residence, handicap, age, literacy level, or other disadvantage, are unable to receive the benefits of public library services regularly made available to the public."**

(emphasis added)

The South Carolina State Library believes that basic library service needs -- information, education, and recreation -- are the same for all groups, but the methods of delivering these services must be tailored to meet the special needs of each group. Since libraries have to identify and locate the disadvantaged and then develop programs to meet their needs, the costs to serve the disadvantaged will generally be higher than serving the general public.

For those who are economically disadvantaged public libraries must attempt to:

- (1) Extend library service to that segment of the urban and rural population which because of economic, cultural, social, and educational handicaps are not users of the public library. Special priority must be given to areas with high concentrations of low-income families.

- (2) Inform library trustees, staff, and funding authorities of the special needs of the disadvantaged population.
- (3) Make service to the disadvantaged an integral part of public library service.

To this end the library must be concerned with making library services accessible, providing materials in appropriate formats, and conducting public awareness programs to interpret the benefits of good library service. It has been demonstrated that the geographically isolated, the educationally and culturally deprived, and the financially disadvantaged do not make full use of library service. Particular needs are in the areas of vocational training, improving job skills, and general educational improvement, especially in literacy training.

In an effort to reach those who are rurally isolated and disadvantaged the State Library will continue its successful program of assisting libraries in the replacement of worn bookmobiles as needed with LSCA funding. A requirement of libraries to receive State Aid is "... an accepted plan (bookmobile, branches, stations, etc.) for the distribution and use of books throughout the service area." This requirement assures access to those rurally isolated from population centers who cannot be forgotten.

Libraries have used many innovative ways of identifying and serving the disadvantaged, including outreach services to nursing homes, senior citizen centers, day care programs, and local correctional facilities, among others. By sharing information about successes and/or failures in these areas, libraries will be able to decide which segments of their population to target. The State Library functions as a clearinghouse for this information. Coordination of services with other service providers is essential.

A long-term goal is to increase library usage among the disadvantaged to the state average of 40%. This will be a slow process with progress being measured a few percentage points at a time. No statistics are kept on disadvantaged users, but it is estimated that less than 10% of their number are public library users.

THE ILLITERATE

Although a single definition of literacy does not exist, functional literacy is generally understood to be the ability to read, write, speak, listen, compute and solve problems in situations that confront adults in everyday life. The literacy skills necessary to function today are considerably higher than those needed only ten years ago. This need for greater literacy skills will likely accelerate, leaving those without essential skills even further behind. Loss of productivity and limited job mobility are often direct results of illiteracy. Those who do not complete high school earn about two-thirds the salary of those who do. Those who do not complete grade school earn even less - about half as much as those completing high school.

Illiterate and functionally illiterate South Carolinians are located throughout the state. Using indicators such as the number of persons 18 years and over with less than a 5th grade education (126,402) and the number of persons 25 years and over with 8 years or less education (445,652), populations are targeted for library service programs to address the literacy needs of the family, of young adults, of rural residents, and of people with limited English-speaking ability.

South Carolina ranks third nationally with 2.3% of all persons over 15 years of age unable to read at all. Each year this number grows as immigrants, refugees, school dropouts and pushouts join the ranks of the illiterate. In 1987-88, 7,740 school age dropouts occurred in South Carolina.

Other indicators of illiteracy are:

- (1) 61% of all AFDC adults have less than a high school education
- (2) 15% of the workforce is functionally illiterate (Governor's Task force on Adult Illiteracy, Minnesota)
- (3) 40% of adults earning less than \$5,000 a year are functionally illiterate (Governor's Task Force on Adult Illiteracy, Minnesota)
- (4) 44% of Blacks 18 years and older (nationally) are illiterate. This translates to over 242,000 South Carolinians.
- (5) 20% of all college freshmen in the Southeast were enrolled in remedial reading courses in 1983-84 (The Urban Libraries Exchange).

The South Carolina State Library believes that basic library service needs -- information, education, and recreation -- are the same for all groups, but the methods of delivering these services must be tailored to meet the special needs of each group.

For those who are illiterate and functionally illiterate public libraries must attempt to:

- (1) Extend library service to that segment of the urban and rural population which because of economic, cultural, social, and educational handicaps are not users of the public library. Special priority must be given to areas with high concentrations of illiterate and functionally illiterate families.
- (2) Inform library trustees, staff, and funding authorities of the special service needs of the illiterate and functionally illiterate
- (3) Make service to the illiterate and functionally illiterate an integral part of public library service, by working toward establishment and support of model library literacy centers, to reduce the number of functionally illiterate individuals and to help them reach full employment.

To this end the library must be concerned with making library services accessible, providing materials in appropriate formats, and conducting public awareness programs to interpret the benefits of good library service. It has

been demonstrated that the geographically isolated, the educationally and culturally deprived, and the financially disadvantaged do not make full use of library service. Particular needs are in the areas of vocational training, improving job skills, and general education improvement.

Public libraries because they are non-threatening agencies provide ideal outlets for serving the illiterate and functionally illiterate. These services involve the identification of appropriate literacy materials, the development of computer assisted literacy services the provision of space for one-to-one tutoring, the promotion of the awareness of the special needs of the illiterate and functionally illiterate as well as the services provided by various community organizations.

By sharing information about successes and/or failures, libraries will be able to decide which segments of their population to target. The State Library functions as a clearinghouse for this information. Coordination of services with other service providers is essential.

A long-term goal is to increase usage among the illiterate and functionally illiterate to the state average of 41%. This will be a slow process with progress being measured a few percentage points at a time. No statistics are kept on illiterate and functionally illiterate users, but it is estimated that less than 5% of their number are public library users.

THE BLIND AND PHYSICALLY HANDICAPPED

The Library of Congress National Library Service for the Blind and Physically Handicapped (NLS) estimates that 1.4% of each state's population is eligible for library services to the print handicapped; an estimated 43,705 South Carolinians are eligible. These persons are scattered throughout the state. Some 8,270 South Carolinians received service from the South Carolina State Library, Department for the Blind and Physically Handicapped in FY 90. At the end of the year 17% of those potentially eligible were registered. This percentage is one of the highest in the NLSBPH programs even though in South Carolina the goal is to reach 37% of those eligible. The NLS feels that readership in this service nationwide may be leveling off. We will monitor readership trends in South Carolina to determine if that is true here.

The public is generally unaware of this program even though it is over fifty years old. The Library of Congress has produced several series of public service announcements for radio and television which have been used quite successfully in the past in South Carolina. Public relations was emphasized in FY 90 with use of new NLS PSA's; exhibits; television appearances; and presentations to groups both within and without the library's facilities. This will continue and will increase in FY 91. The State Library has a very active outreach program.

Located in a totally accessible area of 26,686 square feet, the library has acquired a special sound booth and commercial quality recording equipment. The Volunteer Coordinator hired in FY 89 has enabled DBPH to continue to expand its volunteer program for recording local materials as well as other needed projects. Volunteers and the hours contributed have increased since work space has been available. The volunteer program is expanding slowly so a sound base can be established. During this three year period additional volunteers will be recruited.

Public library service to the handicapped is uneven. All public libraries comply with Section 504 of the Rehabilitation Act of 1973. Use of Title II Construction grants have increased the number of libraries that are barrier free. Five county libraries have small recorded book collections on loan from DBPH with four libraries offering TDD service for the deaf. Large print collections are found in most libraries but the DBPH large print collection is not loaned to libraries.

PERSONS WITH LIMITED ENGLISH SPEAKING ABILITY

The State Library conducted a needs assessment in early 1975 to locate non-English speaking persons after the Education Amendments of 1974 established service to persons of limited English-speaking ability as a new target priority for LSCA. No high concentrations of this group were found, only small groups. The 1980 census verifies this. Only 46,080 were counted in the entire state. Europe is the homeland of most foreign born residents, but the percentage of Asians is increasing.

Because of the number of languages, the relatively small number of persons speaking each, the geographical spread of these people, and the fact that many are bilingual, the State Library has chosen not to treat service to those with limited English-speaking ability as a priority. The State Library will re-evaluate this after the 1990 census is published. A central collection of materials is maintained by the Charleston County Library and is available on interlibrary loan. However no additional LSCA funds will be devoted for this purpose. Service needs are being met adequately at the local level.

THE ELDERLY

There were 287,328 South Carolinians who were 65 years of age or older in 1980, 9.2% of the population. The projection for the 1990 census is for 415,480 in this category, 11% of the population. The over 55 age group will total 729,925 persons or 19.3%. This rate will continue to increase as birth rates decline and medical advances increase our longevity.

One of the major problems affecting the elderly is income. Most people in this age group are living on a fixed income. Inflation in recent years has increased at a faster rate than pension income. The fact that 69,735 or 24.2% of South Carolinians over 65 are living below the poverty level attests to this. The majority of older South Carolinians are living in a family setting. However, this number is declining. In 1980 67.4% were living with family members compared to 71.3% in 1970. The number of elderly people living alone increased 76% to 76,527.

Although older citizens do not fit any stereotypical image, many do have special problems caused by physical conditions, generally lower educational attainment, decreased mobility, or economic restraints. Yet the older person's need for information and recreation remain. Libraries in South Carolina have experimented with new methods to reach this group. Using innovative techniques and programs along with traditional library materials and services should enable libraries to meet the varied informational needs of this growing population. Libraries need to work with area agencies on aging to coordinate programs to provide maximum benefit for available dollars.

Retired persons in ever growing numbers are choosing South Carolina as a place to spend their leisure years. Modern Maturity magazine has ranked South Carolina as the third most desirable state for retirement.

THE INSTITUTIONALIZED

There are 21,372 South Carolinians residing in state-supported institutions. Included in this number are adult and juvenile prisoners, the mentally ill, the mentally retarded, the physically handicapped, blind and deaf students, and those addicted to alcohol and drugs. For varying reasons this segment of the population requires special care, education, and treatment in an institutionalized setting. Despite all attempts to mainstream residents of institutions, the population still grows. In 1970' there were 18,000 living in a residential setting. Mental health and mental retardation institutions have made great strides to reduce their populations, but South Carolina leads the nation in rate of incarceration in prisons. Longer sentences and a court order on overcrowding have increased the numbers in adult correctional institutions, which also results in additional prisons being built.

Since the institutional library is the only library available to residents, it must serve as school, public, and special library to its clientele. The library may be the only place where residents feel free of restraint, a sort of "neutral ground", where they have perhaps the last freedom left to them - the right to read a book of their choice, to listen to a favorite recording, to maintain some contact with the outside world.

However, the primary function of any institutional library is to support the institution's total program of rehabilitation and therapy. Education and recreation are significant therapeutic and rehabilitative activities. In the provision of materials and guidance in their use, institutional libraries and librarians contribute to the individual's welfare within the framework of the institution's program.

ESTIMATES OF THE POPULATION OF SOUTH CAROLINA COUNTIES AND COMPONENTS OF CHANGE: APRIL 1, 1980 - JULY 1, 1988

COUNTY	APRIL 1, 1980 CENSUS	JULY 1, 1988 (PROVISIONAL)	1980-1988 COMPONENTS OF CHANGE			
			NUMBER	BIRTHS	DEATHS	NET MIGRATION
Abbeville	22,627	22,700	100	2,700	1,700	-800
Aiken	105,630	122,200	16,600	14,700	7,800	9,800
Allendale	10,700	10,600	-100	1,600	1,000	-800
Anderson	133,235	143,100	9,800	15,200	9,600	4,200
Bamberg	18,118	17,600	-500	2,300	1,400	-1,400
Barnwell	19,868	21,000	1,200	2,700	1,600	-
Beaufort	65,364	85,100	19,700	12,100	3,800	11,400
Berkeley	94,745	127,100	32,300	17,800	4,500	19,000
Calhoun	12,206	12,100	-200	1,600	900	-800
Charleston	276,556	302,200	25,700	44,300	16,900	-1,700
Cherokee	40,983	41,900	900	4,900	3,100	-1,000
Chester	30,148	31,200	1,100	4,300	2,600	-700
Chesterfield	38,161	39,000	800	4,600	3,000	-900
Clarendon	27,464	28,600	1,200	3,800	2,100	-600
Colleton	31,776	34,900	3,200	4,500	2,800	1,500
Darlington	62,717	65,000	2,300	7,300	4,700	-200
Dillon	31,083	32,900	1,800	4,600	2,500	-200
Dorchester	59,045	81,500	22,500	10,400	3,400	15,500
Edgefield	17,528	18,800	1,200	2,400	1,300	100
Fairfield	20,700	22,000	1,300	2,600	1,900	600
Florence	110,163	118,000	7,800	14,900	8,400	1,300
Georgetown	42,461	49,200	6,700	6,200	3,000	3,500
Greenville	287,895	315,000	27,100	36,000	19,500	10,600
Greenwood	57,859	58,700	2,800	6,800	4,500	500
Hampton	18,159	19,100	1,000	2,800	1,400	-400
Horry	101,419	137,600	36,200	16,200	7,600	27,600
Jasper	14,504	15,200	700	2,400	1,200	-500
Kershaw	39,015	44,800	5,800	5,000	2,700	3,500
Lancaster	53,361	56,500	3,100	6,400	3,600	300
Laurens	52,214	53,800	1,500	6,300	4,400	-300
Lee	18,929	18,600	-300	2,400	1,300	-1,500
Lexington	140,353	170,600	30,200	18,100	7,900	20,000
McCormick	7,797	7,300	-500	1,000	600	-900
Marion	34,179	35,100	900	4,700	2,700	-1,000
Marlboro	31,634	31,600	-100	4,100	2,600	-1,600
Newberry	31,242	32,500	1,200	3,800	2,800	200
Oconee	48,611	55,400	6,800	5,700	3,900	5,000
Orangeburg	82,276	88,900	6,600	11,800	6,700	1,500
Pickens	79,292	90,400	11,200	8,300	4,800	7,600
Richland	269,600	285,900	16,300	34,500	18,300	-
Saluda	16,136	16,500	300	2,000	1,300	-300
Spartanburg	203,023	215,900	12,900	24,900	15,400	3,300
Sumter	88,243	97,000	8,800	14,500	5,800	100
Union	30,764	30,500	-300	3,300	2,600	-1,000
Williamsburg	38,226	38,500	300	5,300	2,800	-2,200
York	106,720	127,000	20,300	14,400	7,500	13,300
TOTAL	3,120,729	3,469,000	348,000	426,000	220,000	142,000

Note: Detail may not add to totals due to rounding.

Source: U.S. Bureau of the Census, Current Population Reports, Local Population Estimates, Series P-26, No. 88-A, August 1989.

AGE AND PERCENTAGE BREAKDOWN OF PROJECTED SOUTH CAROLINA POPULATION
55 AND OVER BY COUNTY - 1990 POP.

COUNTY	1990 pop.	55-64	65+	% 55-64	% Over 65	% Over 55
Abbeville	24,500	2,282	3,727	9.3%	15.2%	24.5%
Aiken	123,700	12,063	14,388	9.8%	11.6%	21.4%
Allendale	11,800	956	1,625	8.1%	13.8%	21.9%
Anderson	170,100	15,784	22,655	9.3%	13.3%	22.6%
Bamberg	20,800	1,668	2,755	8.0%	13.2%	21.2%
Barnwell	23,200	1,937	2,945	8.3%	12.7%	21.0%
Beaufort	84,400	5,690	8,143	6.7%	9.6%	16.3%
Berkeley	138,400	8,730	7,880	6.3%	5.7%	12.0%
Calhoun	13,900	1,129	1,894	8.1%	13.6%	21.7%
Charleston	313,300	24,643	28,673	7.9%	9.2%	17.1%
Cherokee	46,200	4,306	5,940	9.3%	12.9%	22.2%
Chester	30,700	2,841	4,383	9.3%	14.3%	23.6%
Chesterfield	43,700	3,706	5,580	8.5%	12.8%	21.3%
Clarendon	29,700	2,484	3,801	8.4%	12.8%	21.2%
Colleton	36,700	3,168	4,887	8.6%	13.3%	21.9%
Darlington	74,300	6,157	8,410	8.3%	11.3%	19.6%
Dillon	33,800	2,787	3,837	8.2%	11.4%	19.6%
Dorchester	89,600	6,123	6,665	6.8%	7.4%	14.2%
Edgefield	19,800	1,712	2,389	8.6%	12.0%	20.6%
Fairfield	21,600	1,868	3,014	8.6%	14.0%	22.6%
Florence	136,800	11,207	14,033	8.2%	10.3%	18.5%
Georgetown	54,400	4,559	5,895	8.4%	10.8%	19.2%
Greenville	347,700	31,349	40,582	9.0%	11.7%	20.7%
Greenwood	67,600	6,401	9,477	9.5%	14.0%	23.5%
Hampton	21,000	1,743	2,797	8.3%	13.3%	21.6%
Horry	139,700	11,863	15,715	8.5%	11.2%	19.7%
Jasper	17,900	1,328	2,229	7.4%	12.4%	19.8%
Kershaw	44,200	4,023	5,224	9.1%	11.8%	20.9%
Lancaster	66,400	5,829	7,865	8.8%	11.8%	20.6%
Laurens	55,300	5,152	7,794	9.3%	14.1%	23.4%
Lee	19,700	1,558	2,292	7.9%	11.6%	19.5%
Lexington	195,200	15,636	16,381	8.0%	8.4%	10.6%
McCormick	8,100	658	999	8.1%	12.3%	20.4%
Marion	38,900	3,282	4,573	8.4%	11.8%	20.2%
Marlboro	37,200	3,140	4,705	8.4%	12.6%	21.0%
Newberry	33,300	3,257	5,862	9.8%	17.6%	27.4%
Oconee	58,600	5,055	7,915	8.6%	13.5%	22.1%
Orangeburg	97,900	8,186	11,857	8.4%	12.1%	20.5%
Pickens	106,500	8,602	11,865	8.0%	11.1%	19.1%
Richland	309,600	22,858	27,535	7.4%	8.9%	16.3%
Saluda	18,100	1,658	2,804	9.2%	15.5%	24.7%
Spartanburg	236,100	21,614	30,596	9.2%	13.0%	22.2%
Sumter	98,900	7,117	9,030	7.2%	9.1%	16.3%
Union	32,600	3,156	4,726	9.7%	14.5%	24.2%
Williamsburg	43,100	3,545	4,860	8.2%	11.3%	19.5%
York	135,000	11,635	14,278	8.6%	10.6%	19.2%
The State	3,770,000	314,445	415,480	8.3%	11.0%	19.3%

Source: South Carolina's Elderly Population: Trends and Projections.

Poverty Level By County
1980 Population

County	Population	Persons Below Poverty Level	Percentage
Abbeville	22,627	3,270	14
Aiken	105,625	13,583	13
Allendale	10,700	3,428	32
Anderson	133,235	16,391	12
Bamberg	18,118	4,685	26
Barnwell	19,868	3,861	19
Beaufort	65,364	9,751	15
Berkeley	94,727	13,533	14
Calhoun	12,206	2,683	22
Charleston	276,974	46,233	17
Cherokee	40,983	5,750	14
Chester	30,148	4,840	16
Chesterfield	38,161	7,418	19
Clarendon	27,464	7,985	29
Colleton	31,776	8,125	26
Darlington	62,717	14,271	23
Dillon	31,083	9,239	30
Dorchester	58,761	7,739	13
Edgefield	17,528	4,517	26
Fairfield	20,700	4,517	22
Florence	110,163	23,263	21
Georgetown	42,461	9,173	22
Greenville	287,913	33,012	11
Greenwood	57,847	7,800	13
Hampton	18,159	5,078	28
Horry	101,419	17,949	18
Jasper	14,504	4,150	29
Kershaw	39,015	6,347	16
Lancaster	53,361	5,871	11
Laurens	52,214	5,685	11
Lee	18,929	5,719	30
Lexington	140,353	13,215	9
McCormick	7,797	2,058	26
Marion	34,179	8,913	26
Marlboro	31,634	7,722	24
Newberry	31,242	3,843	12
Oconee	48,611	6,767	14
Orangeburg	82,276	21,110	26
Pickens	79,292	7,775	10
Richland	269,735	36,121	13
Saluda	16,150	3,536	22
Spartanburg	201,861	27,071	13
Sumter	88,243	20,029	23
Union	30,751	3,648	12
Williamsburg	38,226	10,663	28
York	106,720	11,236	11
TOTAL	3,121,820	499,574	16

ILLITERACY BY COUNTY
1980 POPULATION

	<u>Pop. 25 Years & Over</u>	<u>8 Years or Less Education</u>	<u>Pop. 18 Years & Over</u>	<u>5 Years or Less Education</u>
Abbeville	13,020	4,258	16,039	1,125
Aiken	60,604	14,806	12,596	3,696
Allendale	5,886	2,243	7,080	991
Anderson	78,815	23,052	94,557	5,529
Bamberg	9,497	3,280	12,348	959
Barnwell	10,877	3,318	13,156	1,023
Beaufort	31,838	5,038	47,176	1,980
Berkeley	47,479	9,442	61,054	2,404
Calhoun	6,767	2,056	8,277	630
Charleston	147,099	28,727	199,423	8,379
Cherokee	23,601	7,991	28,283	1,971
Chester	17,353	6,015	20,794	1,533
Chesterfield	21,523	7,889	25,890	2,440
Clarendon	14,785	5,490	18,294	2,012
Colleton	17,840	5,181	21,438	1,614
Darlington	34,557	10,742	41,987	3,549
Dillon	16,040	6,037	19,873	2,016
Dorchester	31,406	6,219	38,593	1,997
Edgefield	9,746	3,169	11,847	937
Fairfield	11,441	4,085	13,936	1,394
Florence	60,997	15,967	74,624	5,379
Georgetown	22,774	6,958	27,883	2,641
Greenville	167,574	37,333	206,990	9,187
Greenwood	34,098	9,878	41,171	2,414
Hampton	10,022	3,555	12,039	1,439
Horry	57,088	12,748	70,929	3,618
Jasper	7,618	2,543	9,349	1,100
Kershaw	22,265	6,618	26,755	1,813
Lancaster	30,438	9,171	36,745	2,136
Laurens	30,656	11,160	37,190	4,243
Lee	9,784	3,609	12,318	1,203
Lexington	79,511	13,214	96,930	2,742
McCormick	4,241	1,442	5,229	480
Marion	18,564	6,165	22,559	1,971
Marlboro	16,901	6,473	20,651	2,160
Newberry	18,834	5,651	22,772	1,327
Oconee	28,765	9,152	34,406	2,093
Orangeburg	43,903	12,909	56,104	4,481
Pickens	42,513	11,852	58,376	2,469
Richland	144,265	22,867	198,622	7,008
Saluda	9,353	2,916	11,193	639
Spartanburg	123,052	33,874	144,137	7,884
Sumter	45,304	11,707	58,883	3,833
Union	18,278	6,441	21,888	1,667
Williamsburg	19,887	6,907	24,461	2,574
York	<u>59,700</u>	<u>15,504</u>	<u>74,341</u>	<u>3,722</u>
TOTAL	1,736,559	445,652	2,179,854	126,402

**STATE INSTITUTION POPULATION BY AGENCY
AS OF MAY 1, 1990**

Deaf and Blind, SC School For The	--	431
Department of Corrections	--	15,201 (a)
Department of Mental Health	--	2,604
Department of Mental Retardation	--	2,269
Department of Vocational Rehabilitation	--	114
Department of Youth Services	--	640
John de la Howe School	--	<u>113</u>
TOTAL		21,372

(a) Total number of residents for all 20 adult correctional centers served.

III. SOUTH CAROLINA'S LIBRARIES AND THEIR NEEDS

Since the South Carolina State Program for Library Development was first issued in 1972, the state's libraries - collectively and individually - have recorded notable growth in resources, services, and funding. Many of the objectives projected then have been achieved or surpassed. Yet technological, educational, and social changes have been more rapid than library progress. Greater public expectations and high performance standards require libraries to strive ever harder to meet service goals. The greatly increased volume of published materials and the proliferation of media forms have added substantially to the number of titles and formats each library must purchase or have access to in order to meet the needs of its users. Advances in computer technology and automation offer opportunities to improve services by application to library operations while creating problems relating to funding, cooperation, and privacy rights. Inflation, the expansion of government services and costs, and the increased competition for fewer dollars have put libraries under increasing economic pressures. Within the context of these common problems, each type of library has its own difficulties and needs.

THE SOUTH CAROLINA STATE LIBRARY

The South Carolina State Library is an independent agency which is governed by a board of directors consisting of seven members, one from each congressional district and one from the state-at-large. Board members are appointed by the Governor for terms of five years. The State Library was created by Legislative Act No. 464, 1969. This act provided for the reestablishment of the former South Carolina State Library Board as the new State Library and expanded its responsibilities to include all the duties of a general state library. Code of Laws of South Carolina, 1976, Title 60 was revised in 1985 to bring all existing state library authorizations together.

The South Carolina State Library is charged with the development and extension of library services throughout the state. The State Library is responsible for executing the library policy for the state and shall: (a) provide leadership and guidance for the planning and coordinated development of adequate library service for the people of the state; (b) maintain appropriate collections of library materials in any format considered necessary to supplement the collections of other libraries in the state and to meet the research and informational needs of the General Assembly, state officers and agencies, and state government employees; (c) increase the proficiency of library personnel through provision of in-service and continuing education programs for library personnel employed in the state; (d) provide for the citizens of the state specialized library services and materials not generally appropriate, economical, or available in other libraries of the state; (e) organize a system of depository libraries for state publications to ensure that the publications are readily accessible to the citizens of the state; (f) serve as a depository for federal publications and coordinate a state plan for federal documents depository libraries; (g) collect, compile, and publish statistics and information concerning the operation of libraries in the state and maintain a clearinghouse of information, data, and materials in the field of library and informa-

tion science; (h) coordinate library services of the state with other educational agencies and services to increase effectiveness and reduce duplication; and (i) carry out other activities authorized by state or federal law for the development of library and information services.

In order to meet its statutory obligations the State Library has adopted the following mission statement and goals (revised August 1987).

South Carolina State Library

Mission Statement

The mission of the South Carolina State Library is to serve the educational, informational, cultural and recreational needs of the people of South Carolina. It strives to improve library services throughout the state and to ensure that all citizens have access to library and information resources adequate to meet their individual needs.

To carry out its mission, the State Library studies the information needs of the people of the state; establishes policies and standards for library services; develops plans for the continued improvement of services; assists libraries in implementing services and programs to meet user needs; and provides specialized library services and materials not generally appropriate, economical, or available in other libraries. The State Library is an advocate for all types of libraries, working for state and federal legislation favorable to library development and for local, state, and federal funding for libraries.

The State Library is charged with administering and implementing the library programs authorized in the South Carolina Code of Laws (Title 60, Chapter 1) and in the federal Library Services and Construction Act (P.L. 84-597 as amended). To meet the needs of the people of the state and to carry out its responsibilities under state and federal law, the State Library Board has established the ten basic, continuing goals stated below. The goals are supplemented by specific objectives developed annually by each department of the library.

Goals

1. To improve the quality and effectiveness of library services in South Carolina.
2. To provide technical assistance and support services to the public and state institutional libraries of the state in order that they may better serve all of the residents of South Carolina.
3. To supplement the resources of other libraries in the state by maintaining appropriate collections of library materials and information sources and by providing research, interlibrary loan, and bibliographic services.

4. To provide research, loan, and reference services to meet the information needs of the General Assembly, state officers and agencies, and state government employees.
5. To stimulate cooperation and resource sharing among all types of libraries in order to provide the widest possible access to the library and information resources of the state.
6. To provide library services to visually and physically handicapped readers in the state and to assist libraries in developing outreach programs to serve other groups with special needs: the handicapped, the educationally deprived, those with limited English-speaking ability, the culturally disadvantaged, and the elderly.
7. To strengthen the performance of library staff and trustees by means of continuing education, the certification of public librarians, and support for professional library organizations.
8. To promote awareness of library services available to the public; to encourage the use of libraries by individuals, groups and agencies; to represent library interests and needs to local, state, and national officials.
9. To work with libraries, educational agencies, and service organizations to promote reading and lifelong education for all South Carolinians and to cooperate in developing and carrying out programs to combat illiteracy in the state.
10. To support the right to read and freedom of information for all and to protect each library user's right to privacy.

The State Library has a full-time staff of fifty-three, including twenty-four professional librarians. The budget of the State Library includes state funds and LSCA funds. The decade of the '80's has been a time of uncertainty. Will LSCA be funded? If so, at what level? The State has experienced shortfalls in revenue necessitating little real growth. Federal mandates to improve conditions in corrections and mental health institutions have required major financial commitments in those areas. State priorities in education have required major financial support. These and other major programs leave little funding for smaller agencies. The State Library has been fairly successful in recent years in conveying its needs to the General Assembly in these lean times. Increases have been received in State Aid, the book budget, network services, and in service for the blind and physically handicapped. Often these increases were lessened by mid-year reductions. FY 91 promises no significant increases because the state is still suffering from the effects of Hurricane Hugo. However, if the State Library is to grow it must receive a greater financial stake from the State.

PUBLI. LIBRARIES

"The General Assembly finds that county public libraries make a substantial contribution to the education and recreation of the residents of the State and merit the continued interest and support of State and local government."

Act 564, 1978

By Act 564 the South Carolina General Assembly mandated countywide public library service. Passed as an amendment to the Home Rule Act, Act 564 replaced the individual enabling acts by which all county libraries had been established previously. Provisions of this legislation required county councils to provide public library service on a uniform basis. The forty-sixth county had established its public library one year prior to the enactment of Act 564. Where the county is so small that adequate library service would be difficult to achieve, Act 564 allows for regional systems to be established. Four such multi-county systems are in existence with eleven members. Thirty-five counties operate as single county libraries. Public library service is provided by:

46 main libraries
125 branch libraries/stations
37 bookmobiles

Public libraries report 1,273,413 as registered library users in FY 89. By contrast there were only 1,041,846 voters in the 1988 General Election. It has been said that public libraries provide more direct service than any other government agency. It is essential that funding be adequate if public libraries are to meet the diverse needs of our citizens. Funding comes primarily from tax sources. In FY 89 local funds accounted for 86.6% of public library expenditures, while State Aid and federal aid were 11.2% and 2.1% respectively. Except for capital expenditures, such as new construction, most public libraries receive little gift money. Friends groups are developing new programs for contributions. It is expected that gross dollars from donations will increase in the future, but the percentage will not significantly increase. Possible changes in local taxing structures (the rollback of property taxes and the beginning of local option sales tax) may impact library support.

In FY 90, total public library income exceeded \$31 million; approximately \$9.93 per capita. The range for local support was from \$14.09 in Richland to \$2.08 in Williamsburg County. Greenville with \$13.24 and Spartanburg with \$11.22 were the only other libraries breaking the \$10.00 mark. Local support averaged \$7.96 per capita.

Over a decade ago the National Commission on Libraries and Information Service issued a report entitled National Inventory on Library Needs, 1975. At that time it was assumed that to provide adequate public library service the following levels of support were needed:

- \$9 per capita for up to 150,000 population
- \$10 per capita for libraries serving between 150,000 and 500,000
- \$11 per capita for libraries serving over 500,000

Only six South Carolina libraries meet these levels. It must be remembered that these are not current standards, but standards over a decade old. Such standards are arbitrary and do not reflect local conditions, such as economies of countywide services vs. numerous municipal libraries. For most libraries a realistic goal to reach by FY 93 would be \$9 per capita. Some counties' local support is so low such a goal cannot be set. All that can be hoped for is steady improvement. LSCA incentive grants will continue to be used to encourage increases in local support in these counties.

Ever since 1943 the State Library has provided State Aid to public libraries that qualified. It began with each county library receiving the same amount. In FY 68 the formula was changed to per capita. The long-range goal of raising State Aid to 25% of public library financing remains. The objective for FY 92 is to increase State Aid to \$1.25 per capita with a minimum grant of \$15,000.

State Aid
FY 43 - FY 91

<u>Years</u>	<u>Basis</u>	<u>Total Allocation</u>
1942 - 1943	\$200 per county	\$ 8,100
1943 - 1948	\$300 per county	\$ 13,800
1948 - 1952	\$1,000 per county	\$ 46,000
1952 - 1967	\$1,500 per county	\$ 69,000
1967 - 1972	20 cents per capita	\$ 518,103
1972 - 1973	25 cents per capita	\$ 647,629
1973 - 1978	35 cents per capita	\$ 906,681
1979 - 1980	50 cents per capita	\$1,295,258
1980 - 1981	75 cents per capita* (1970 Census)	\$1,942,887
1981 - 1982	73.3 cents per capita* (1980 Census)	\$2,288,173
1982 - 1983	71 cents per capita	\$2,214,637

<u>Years</u>	<u>Basis</u>	<u>Total Allocation</u>
1983 - 1984	75 cents per capita	\$2,339,406
1984 - 1985	\$1.00 per capita	\$3,121,820
1985 - 1986	97.5 cents per capita**	\$3,059,384
1986 - 1987	96.1 cents per capita**	\$3,001,246
1987 - 1988	95.1 cents per capita**	\$2,969,475
1988 - 1989	\$1.00 per capita with minimum \$10,000 per county	\$3,124,024
1989 - 1991	.05 cents per capita one-time funding \$15,000 per county \$1.05 per capita with minimum \$15,000 per county	\$ 160,000 \$3,290,673

*Midyear budget cuts due to the statewide recession reduced State Aid for 1981-82 and 1982-83 below the appropriated 75 cents per capita level.

**Budget cuts reduced State Aid for 1985-86, 1986-87, and 1987-88 below the \$1.00 per capita level.

Two of the most pressing needs of all public libraries are additional staff and materials. For some libraries a third need is space. Each of these concerns will be discussed.

(1) Personnel

While expenditures for personal service account for nearly 60% of public library budgets, inadequate financial support prevents libraries from developing staff levels needed to provide adequate service. Some libraries have had no increase in staff size in years. Despite overall significant increases in recent years, South Carolina's public libraries do not measure well by national standards of one professional staff member for every 6,000 people served. Using this standard South Carolina's public libraries should have 520 professional librarians. Currently 180 professional librarians are employed in South Carolina public libraries. This puts them below state standards which call for 297 professionals. A total of 27 pre-professionals are employed. The state standard is 1 FTE per every 3,500 persons in the service area. Only 12 libraries meet this standard. The average is .88 FTE. The interim goal will be to add five professionals, matched by an equal number of support staff, each year. Low salary levels are also a problem in recruiting and retaining staff. Recent increases in school library salaries are causing some staff members to leave public libraries for school positions.

It is also important to upgrade the skills of current staff if they are to perform efficiently and effectively. This is doubly important in light of the changes automation is making in libraries. Continuing education opportunities, at all levels, must be made available as often as possible. A continuing program of workshops, institutes, and training sessions must be carried out in-state, and out-of-state opportunities should be utilized for professional staff and trustees. The State Library is seeking state funding in FY 92 for a minority scholarship program to be administered in cooperation with the University of South Carolina College of Library and Information Science.

(2) Library Materials

The cost of library materials continues to increase; materials budgets are not keeping pace. In FY 90 public libraries owned 1.6 books per capita. The State Library has established a state goal of two books per capita. Only ten libraries have attained this level.

As libraries automate they are inventorying their collections and weeding worn and outdated materials. Libraries are also weeding when receiving LSCA collection development grants. At the end of FY 90 public libraries would need to add 1,107,000 books to reach the state goal. It would take an additional 3,120,729 to reach the national goal of three books per capita. Three counties own less than one book per capita. The median amount spent for books in FY 89 was an appallingly low \$1.13 per capita.

Periodical collections have increased in size in recent years due in part to LSCA grants. Price increases, if unchecked, will see periodicals consuming a larger percentage of materials budgets. According to the U.S. Bowker Annual Library and Book Trade Almanac for 1989 prices increased 5.5% over 1987. The average price of a periodical in 1989 was \$85.37. In FY 90 the U.S. Periodical Index continues to outstrip the Consumer Price Index by a wide margin with an increase of 9.1%.

A need exists to increase the size of newspaper, audiovisual, recordings, and other media collections, which are generally inadequate.

While libraries still strive to meet the interim goal of two books per capita and basic collections of other media, the achievement of national standards in the foreseeable future seems unrealistic. Therefore, it is imperative that the State Library's interlibrary loan collection be expanded and that intertype library networks be strengthened. The State Library will also need to increase its audiovisual collections to support local programming.

(3) Public Library Construction

The State Library surveyed public libraries in May 1988 to determine current space needs. Nearly every library expressed a need for additional space. Six (6) libraries expressed a need for a new headquarters building, while another ten (10) libraries need to enlarge existing headquarters libraries. The biggest need is in the area of branches. There is a need for thirty-five (35) new branches and twelve (12) enlarged branches. The total square footage needs exceed one million square feet. The State Library will develop a plan for state funding for public library construction consideration by the General Assembly for FY 92. A total of \$500,000 will be requested.

MAJOR URBAN RESOURCE LIBRARIES

The population of the City of Columbia has dropped below 100,000 according to the 1985 census estimates. Therefore, there will not be a MURL project in FY 90. Since MURL's eligibility is determined by population figures used by the Secretary of Education, grants may be available in years two or three of this plan if this figure changes for the City of Columbia.

INSTITUTIONAL LIBRARIES

Prior to passage of Title IV-A of the Library Services and Construction Act in 1966, only four state institutions had established programs of library service for their residents. With the federal mandate and LSCA funds, the South Carolina State Library encouraged support of institutional libraries. Grants were made on an incentive basis, with institutions required to meet certain minimums of staffing, space, and funding in order to participate. Nine institutions received grants in the first year. State funds were provided by the institutions to hire staff, to develop collections, and to purchase equipment, supplies, and furnishings. In institutions without libraries, space was found or created for the library. In FY 90 there were libraries in 38 state-supported residential institutions serving 21,372 residents.

A great deal of progress has been made in the delivery of library service to institutional residents since 1968, but not one institutional library is able to meet national library standards for its type of institution. However, the lack of staff and funds for materials has not prevented libraries in institutional settings from offering quality programming. Institutional librarians, working with other institutional staff and the institutional consultant of the State Library, have emphasized programming.

While each institution is different, it does share some similarities with sister institutions.

- (1) Insufficient or inadequately trained personnel. No South Carolina institutional library is adequately staffed. Several libraries are staffed by only one person. Adult correctional libraries have made tremendous progress in hiring trained staff (many with the MLS). If institutional librarians are to provide the programs needed to support the educational and therapeutic programs of the institution, it is essential that they have assistance. Continuing education is also a need. Institutional budgets often do not provide adequate funding for this.
- (2) Inadequate materials collections. Print and non-print materials collections are inadequate, both in terms of quantity and quality. Weeding needs to be accomplished in all institutional libraries. With the recent changes in the composition of the populations in several institutions, selection policies need to be rethought. Several institutions have revised their selection policies which has resulted in increased weeding to provide more appropriate collections.
- (3) Inadequate or indefinite budgets. Not only is the level of funding for institutional libraries low, it is uncertain, sometimes hidden in appropriations for recreation, or education, or contingency. Only one institutional library has a line item in the institutional budget. The ingenuity or persuasiveness of the librarian and/or his or her immediate supervisor often determines the level of expenditure. The availability of LSCA funds has, in many cases, kept institutions from decreasing library support.

Beyond these common problems, some institutional libraries have a unique difficulty which underlies the others.

- (4) Non-recognition or non-support by institutional administrators. All too often institutional administrators fail to recognize the potential for education and rehabilitation offered by libraries. For many they are regarded as recreational facilities. Generally they are given a low priority in institutional planning as well as budgeting. In addition, a climate of suspicion or a custody-conscious philosophy on the part of administrators or security personnel often make it difficult for residents to use what library service is available. Several libraries failed to receive LSCA grants in recent years due to lack of support from administrators. The settlement of a law suit against the Department of Corrections has resulted in increased recognition of libraries for adult correctional facilities.

Since the inception of the institutional library program these four factors have contributed to the relatively low profile libraries have in institutions. If libraries are to play an important role in the future of institutions then institutional librarians will have to be more forceful in stating their needs. No longer is it sufficient to say a library is needed. The institutional librarian must be able to document what will happen to the educational and therapeutic programs without library service. Institutions are in a state of transition. It is imperative that libraries be recognized in any reorganization that may take place.

Standards listed in Section IV of this document are useful in some cases, but relatively meaningless in others. Analysis of existing conditions reveal the following:

When assessed by the new national standards for mental health facilities, none of South Carolina's five mental hospitals meet those standards for number of volumes, magazines and newspapers. Other media are available from the State Library. Major deficiencies occur in staffing with none of the hospitals approaching staff standards.

South Carolina has four residential facilities for the mentally retarded. None of the four meet ALA standards for print media. It has been our experience with the level of clientele in these centers that toys, games, realia, etc. are much more effective in this area than printed materials. That has been the thrust in collection building in recent years. Again staff sizes are below recommended levels.

The South Carolina School for the Deaf appears to meet minimum standards, which are very vague. Schools for youthful (juvenile) offenders have ALA standards and State Department of Education Standards. Neither school meets national standards for materials or staff. In fact, they do not approach them. They both meet state standards which are substantially lower.

Library service in the Department of Corrections is provided through a centralized library system. The system will soon meet ALA Standards for collection size, now that the new minimum standards require 6,000 books per library instead of the 12,000 previously required. Where a library exists there is at least a trained librarian and a security officer, but there is too heavy a reliance on inmate assistants.

Only 77% of the inmat population has direct access to a library. Four facilities have bookmobile service. Populations of these range from 166 - 461, or 9% of total population. Two facilities have other delivery service (2%). Inmates in work-release situations do not have library service (7%).

In FY 90 institutional librarians continued preparing state standards which will be more realistic. It is hoped that the presence of state standards will be the catalyst for future development. This area will continue to be monitored by the institutional consultant. The institutional consultant will be conducting a comprehensive study and evaluation of the state's institutional libraries during FY 90.

ACADEMIC LIBRARIES

There are 65 institutions of higher education in South Carolina. The public sector includes two comprehensive universities, a medical university, nine senior colleges (including three University of South Carolina campuses), five two-year University branches, and 16 technical colleges. The private sector includes 20 senior colleges, one theological seminary, and 10 junior colleges. Total degree-credit enrollment in all of these institutions in fall, 1989, was 153,744 students; of these, 127,614 (83%) were enrolled in public institutions. The total degrees awarded in all of these institutions in 1988-89 were 4,613 associate degrees; 12,959 bachelor's degrees; 4,196 master's and first professional degrees; and 306 doctor's degrees.

In 1979 the Commission on Higher Education published the South Carolina Master Plan for Higher Education. The section of the Master Plan concerning libraries states, "The goal of each library in the state - whether academic, public, school, private - is to assure that library and information services to its clients and patrons are of the highest caliber.... The basic function of an academic library is to make available the materials and services needed to support the curriculum and the appropriate research activities of the institution of which it is a part." In the Master Plan specific recommendations for the development of public colleges' and universities' libraries were made, and are regularly reviewed by the institutions and the Commission.

In 1988 the south Carolina Legislature passed Act 629 commonly referred to as The Cutting Edge. The major purpose of this legislation is to strengthen the quality of higher education in the state and to provide a continuous cycle of improvement in public colleges and universities. One provision, Section 59-104-640 states that "each institution of hgher learning is responsible for maintaining a system to measure institutional effectiveness in accord with provisions, procedures, and requirements developed by the Commission on Higher Education."

In 1989 the Commission adopted guidelines for institutional effectiveness to assist and provide direction to the colleges and universities in their implementation of Act 629. One specific guideline refers to library services and resources and reads as follows:

Assessment of Library Usage and Collection Development Procedures -- Access to and usage of library materials is a critical part of the learning process. Student inquiry fosters intellectual growth and the excitement of discovery. Each institution will ensure that students have access to necessary library materials through the regular assessment of library collections and usage.

In 1991-92 institutions will begin responding to this guideline.

According to the South Carolina State Library's annual survey the senior college and university libraries in 1988-89 reported total collections of 7,415,000 volumes; 1,813,449 government documents; 8,019,625 microforms; and 192,337 audiovisual titles. The two-year technical college, university branch libraries, and junior colleges reported 716,000 volumes; 3,786 government documents; 282,271 microforms; and 39,273 audiovisual titles.

Strides have been made in the areas of cooperation, coordination, and resource sharing. Representatives of the major academic libraries are members of the Task Force on Library Automation and Networking appointed by the State Library. In order to accelerate the retrospective conversion of records the State Library in the past has made grants under LSCA Title III to the University of South Carolina, Clemson University, College of Charleston, Winthrop College, the USC Processing Center, and South Carolina State College.

Library automation programs are currently in place in all public senior colleges and technical colleges. While recognizing the institutional support function of all academic libraries, the Commission also believes that "Each academic library is an integral part of the state network of libraries, and each also bears the responsibility of sharing resources with other libraries and other clients or patrons." Efforts to expand and coordinate the library automation activities at the public institutions and to build with the State Library a statewide network are currently being planned.

TECHNICAL COLLEGE LEARNING RESOURCE CENTERS

In 1961, South Carolina enacted legislation to establish a statewide technical training system designed to stimulate the industrial expansion of South Carolina and to provide specialized training for its citizens. Over the years the SBTCE has matured to become a comprehensive system of postsecondary education with sixteen two-year, state supported campuses.

In the fall of 1989 the technical colleges enrolled 42,035 degree-credit students, or 38% of the total undergraduate enrollment in the public colleges and universities. In addition, over 6,000 students were enrolled in special schools which provide short term and job entry skills training. During the 1988-89 year the technical colleges granted 3,800 associate degrees, as well as 2,321 certificates and diplomas.

There are nineteen technical college libraries (two colleges are multi-campuses) to support the various degree and continuing education programs offered by the technical college. The majority of the libraries, which have adapted themselves to a multi-media approach, are now organized as Learning Resource Centers or LRC's. In addition to standard library services, the LRC's provide services which usually are not found in traditional libraries. These include the production and processing of photographs, slides, audio tapes, transparencies, and other audiovisual services. All of the LRC's provide their schools and communities with educational television services through the closed circuit South Carolina Educational Television System.

In November 1989, the Commission authorized the remaining nine technical colleges who did not already have such authorization to offer the college parallel associate in arts and associate in science degree programs. This substantive amendment to the mission of the technical colleges will allow the nine institutions to expand their academic coursework to include traditional, undergraduate, lower-division, general education courses. These academic changes have also required significant library development activities, especially in acquisitions and interlibrary cooperation, to support the offering of the new programs.

Technical college libraries are taking advantage of automation development in the library field. To date, ten TEC libraries have joined SOLINET, all sixteen have received training in the use of the South Carolina Library Network, and eight have purchased microbased integrated library systems. As part of its higher education initiatives for research and academic excellence, entitled The Cutting Edge, the Commission will provide special funding to the technical education system to assist libraries in the conversion of shelf records to machine-readable data. These funds when they become available from the legislature, will also be used during FY 1990-91 to purchase hardware and software necessary to support automated activities and membership in SOLINET.

SCHOOL LIBRARY MEDIA CENTERS

A 1986 report released by Secretary of Education William Bennett, "First Lessons: A Report on Elementary Education", recommends that "Every school should have a library, and every child should have and use a public library card." The report went on to say that "The librarian should be an integral part of the instructional staff." A new document that supports this concept is Information Power: Guidelines for School Library Media Programs developed by the American Association of School Librarians and the Association for Educational Communications and Technology and published in 1988. The next few years will see the media specialists of the state becoming familiar with the new role of the specialist. The State Department of Education will focus on educating school administrators and the general public about the implications of Information Power, the first such guidelines published since 1975.

State Superintendent of Education Charlie G. Williams appointed a Task Force on Reading Improvement in FY 86. The Director of the State Library, both Library/Media Consultants with the State Department of Education, a library school faculty member, and a middle school librarian were on this panel. "A Report on Improving Reading Achievement in South Carolina" was released in September 1986. The Task Force was created in response to the fact that reading test scores have not kept pace with improvement in science and mathematics achievement test performance. The role of the library/media center in fostering improved reading was examined.

Among the recommendations were calls for increased state funds for books and personnel, strengthening of standards for school libraries/media centers, employment of district coordinators, and development of publicity campaigns to promote public involvement in support of reading and libraries. These recommendations were comprehensive and, if implemented, would greatly improve library service in public schools. Work continues in efforts to address these concerns.

The library media centers are the focus of a program endorsed by the State Superintendent of Education. The "Adopt the Library Program" encourages parent organizations and local businesses to adopt their school library media center for at least a two or three year period. An excellent guidebook outlining the roles of educators and business partners has been prepared. A videotape entitled "Adopt the Library: An Overview" was made available to schools as they implemented such projects in their local communities. In FY 90, 125 schools in 72 districts were the recipients of \$439,000 in monetary contributions through the project. Total participation for the three years of the Adopt the Library project includes 247 schools in 72 districts and more than \$874,714 in monetary donations.

South Carolina supports 1,106 public schools with an enrollment of 587,559 students. Some 44,705 children attend 492 private schools. All but one of the public schools have library media centers. There are an additional twenty-one special schools which only have classroom collections, while only one of the fifty-two area vocational schools has a media center. Approximately one-half of the private schools have media centers.

Media specialists examining South Carolina's school library media services in preparation for the Governor's Conference on Library and Information Services in 1979 identified four areas of critical concern. Improvements have been made, but concern still exists in all areas.

(1) Standards

School library media centers are evaluated according to guidelines issued by the State Department of Education, Defined Minimum Program for South Carolina School Districts, 1986. These standards address qualifications of the media specialist, number and types of materials to be available and appropriation needed to maintain the library collection. They are substantially lower than the minimum standards set by the American Library Association. Improvement has been made. A school library media specialist was involved in the development of the current standards. A major weakness of the standards is that no mention is made of the program to be offered by the media center.

Progress has been made in the area of facilities. The media consultant reviews building plans for new or remodeled media centers using the revised South Carolina Facilities Planning Construction Guide.

(2) Staffing

A total of 1,080 media specialists are serving in the public schools in South Carolina, 748 in 780 elementary schools and 336 in 259 secondary schools.

Twenty-nine elementary media specialists and one secondary media specialist serve more than one school. There are thirty-two uncertified elementary and sixteen secondary media specialists. A total of 609 media aids are employed. Only seventeen of the ninety-two public school districts employ district media coordinators, fifteen full-time and two part-time.

(3) Resources and Funding

Statewide holdings of print materials in South Carolina schools have increased, with elementary schools reporting 6,277,613 (or 15.55 books per student) and secondary schools reporting 2,535,952 (or 12.51 books per student). Secondary schools report spending \$2,259,887 for library materials. This is a 9.3% increase in expenditures for library materials at the secondary level.

The State Board of Education has approved an allocation of over \$4 million for library collection improvement. This amount is intended as an additional fund to address the need to replace woefully outdated library materials collections in many South Carolina schools. Based on studies conducted by USC's College of Library and Information Science in 1986, an equal amount will need to be allocated for each of the next ten years in order to replace the library collections which are outdated.

State standards are ten books per student for elementary schools and six books per student for secondary schools. There are no state accreditation standards for audiovisual materials, and no statistics are available for A-V collections.

(4) Awareness

School administrators, teachers, and the general public lack awareness of the role school media centers play in the teaching and learning process. This lack of awareness is demonstrated by the use of many media centers to provide release time for teachers thus limiting the services the center can provide. The exclusion of media specialists and consultants from involvement in long range planning and curriculum development is further evidence of failure to understand the library media center's potential. There is some evidence that more districts are implementing flexible scheduling; three on a district wide basis.

SPECIAL LIBRARIES

The Special Libraries Association (SLA) defines a special library as one maintained by an individual corporation, association, government agency or other group for the purpose of collection, organization, and dissemination of information, and devoted primarily to a special subject with provision for specialized service to a specialized clientele. Due to differing definitions of the term special library it is hard to determine the number of special libraries in South Carolina. The 1986 edition of the American Library Directory lists sixty-two special libraries in the state. In 1986 the South Carolina Provisional Chapter of Special Libraries Association and the Special Libraries Section of the South Carolina Library Association surveyed the state and listed seventy-nine libraries in Special Libraries Directory of South Carolina. The greatest number of special libraries in South Carolina are clustered around the three large metropolitan areas: Charleston, Columbia, and Greenville/Spartanburg.

In the past, special libraries have tended to be somewhat isolated from other South Carolina libraries and cooperative activities. This results primarily from the fact that the special libraries are dependent units, for the most part, subject to a parent organization, agency, or business. There is no regulating agency to which these libraries report; and, at the present time, no statistics on holdings, personnel, or financial support are available. The Special Library Section of the South Carolina Library Association, which constitutes a loose confederation of special libraries, has shown some activity. This group is now working toward more cooperation and some sharing of resources, although policies of the parent organization frequently restrict the use and lending practices of the libraries. The South Carolina Chapter of the Special Libraries Association achieved permanent status during FY 87 with over fifty members on its roster. Communication between special librarians has increased due to publication of a quarterly SC-SLA Bulletin and quarterly program meetings. There are also local special interest groups, such as the Columbia Area Medical Librarians Association.

LIBRARY EDUCATION

Several South Carolina institutions of higher education offer library education courses. The number of schools offering library science as a major program has declined. Some schools offer undergraduate level courses which enable graduates to meet certification requirements of school media specialists.

Two schools provide graduate level programs for those who wish to work in public, academic, or special library situations as well as school library media centers.

The following colleges and universities offer various programs in library science:

At the undergraduate level:

*The Citadel, Charleston. 21 semester hours (minor in library science)

*South Carolina State College, Orangeburg. 32 semester hours (major in library science being phased out)

*Meets state certification requirements for school media specialists.

At the graduate level:

University of South Carolina, Columbia

The College of Library and Information Science offers 150 semester hours in library and information science at the graduate level. Course work may be taken to meet the state's certification requirements as a public or school librarian as well as specialization in academic or special library services. The College is one of sixty colleges and universities in the nation whose master's degree program is accredited by the American Library Association.

South Carolina had no graduate library science program prior to 1972 when the College of Library and Information Science opened. Most of the students come from South Carolina (80%) and most stay in South Carolina to work (80%). One area of librarianship that has benefitted greatly because of the College is school librarianship. In 1972 only 12% of South Carolina's school librarians had a master's degree. Today approximately 60% of school librarians hold a master's degree. The flexibility of the program encourages part-time students. Currently 60% of those enrolled are in a part-time status. In Fall of 1989 enrollment was 457 (head count) and 2.49 (FTE); of these 94 were full-time students. The College graduates approximately 115 master's students per calendar year.

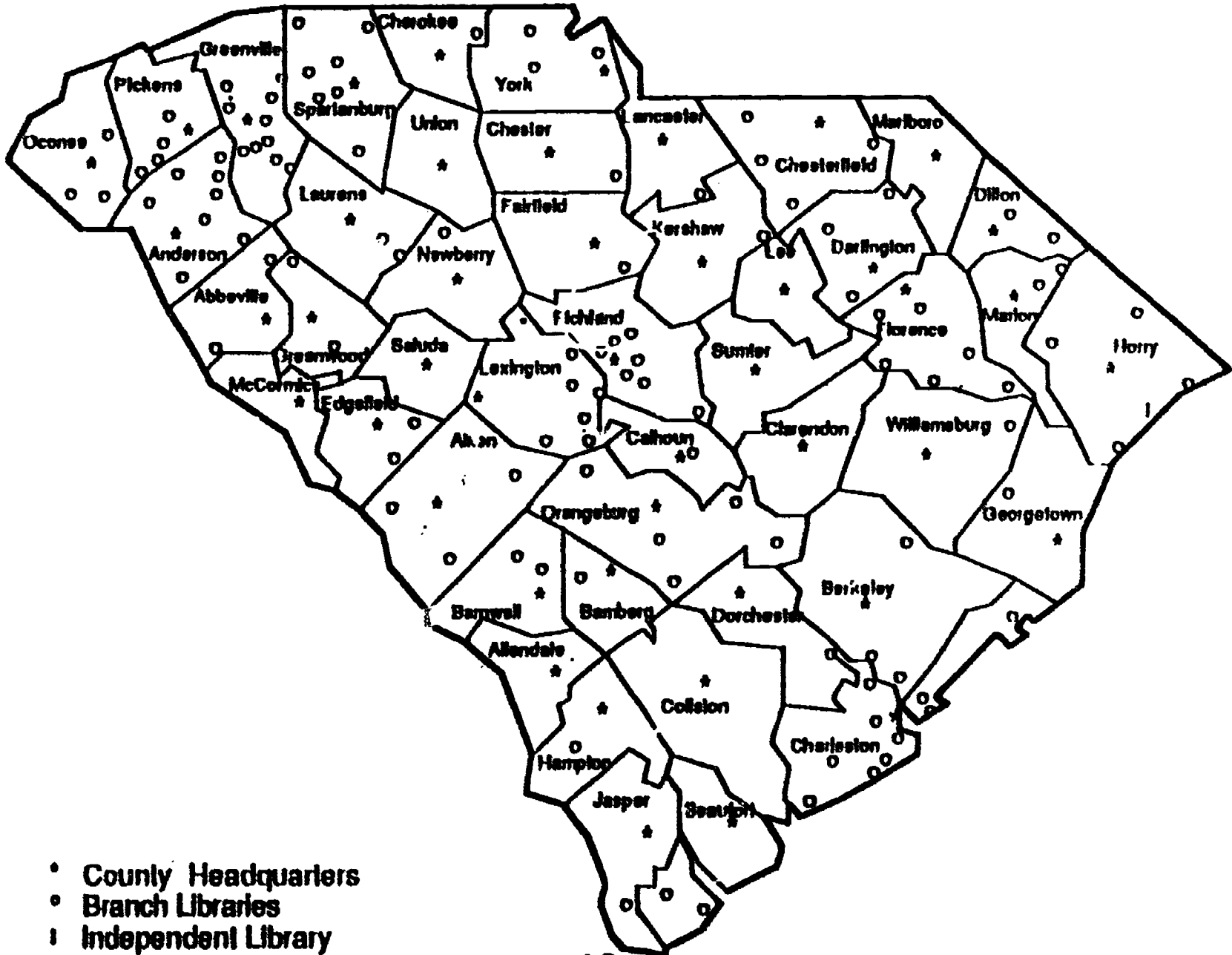
As the only program in the state offering a MLS the College has provided methods for satisfying part of the degree requirements off-campus. One method is via two-way television. courses available at any of the USC regional campuses and at other sites across the state. A second method is course work held at various sites around the state taught by College staff. Over a three year cycle about two-thirds of the course work towards a degree can be earned. The final one-third would need to be taken in Columbia. Courses have already been held in Greenville, Rock Hill, Charleston, Aiken, Conway, and Spartanburg.

Continuing education has long been a concern of South Carolina library directors. In its brief history the College has attempted to satisfy this need in various ways. CE is a responsibility of the Assistant Dean. Cooperation with the State Library and SCLA will continue in order to prevent duplication in program offerings.

Winthrop College, Rock Hill

Through the Department of Reading and Library Science, Winthrop offers courses which lead to a Master's of Education in School Librarianship which meet the requirements of the state for school media specialist certification.

South Carolina Public Libraries



SOUTH CAROLINA PUBLIC LIBRARIES: ALPHABETICAL LIST, FY 89

	1980 POP.	TOTAL CIRC.	TOTAL FTE STAFF	TOTAL VOLS.(1)	VOLS. ADDED(1)	% VOLS. WITH- DRAWN	TOTAL OPERATING INCOME (2)	LOCAL TAX OPERATING REVENUE(3)	PERCENT LOCAL TAX REVENUE(4)
1 ABBE	161,139	465,956	36.10	172,483	11,685	8.94	951,525.00	674,707.00	70.90
2 ABBEVILLE-GREENWOOD	80,474	276,787	19.59	134,494	5,201	4.38	491,909.91	365,885.04	74.38
3 ANJ	43,363	88,591	8.68	51,322	5,054	3.37	216,896.83	135,296.00	61.80
4 ANDERSON	133,235	397,441	32.40	217,554	9,109	0.30	1,108,647.22	903,360.25	81.48
5 BEAUFORT	65,364	166,451	17.30	106,851	10,337	2.22	544,283.74	420,698.95	77.29
6 BERKELEY	94,727	268,398	17.90	91,838	8,917	3.73	487,849.28	368,436.59	75.55
7 CALHOUN	12,208	42,495	3.65	31,067	1,729	3.61	94,866.32	68,949.74	72.68
8 CHARLESTON	278,974	890,804	95.58	451,402	19,459	1.44	2,874,660.00	2,398,957.00	83.45
9 CHEROKEE	40,983	154,846	11.17	79,708	4,592	1.01	318,789.15	234,874.04	73.69
10 CHESTER	30,148	124,813	11.67	57,051	2,923	3.44	289,246.86	235,000.00	78.53
11 CHESTERFIELD	36,161	94,591	8.07	56,429	2,161	0.85	186,189.06	142,446.00	76.50
12 CLARENDON	27,464	49,861	4.74	29,747	1,454	0.97	154,237.23	115,160.00	74.66
13 COLLETON	31,776	100,283	9.07	66,014	5,020	1.42	281,894.85	185,413.33	70.79
14 DARLINGTON	62,717	153,418	13.60	82,735	5,048	4.73	348,025.00	244,817.00	70.69
15 DILLON	31,083	74,791	7.00	71,980	2,687	0.36	169,843.03	132,237.00	77.85
16 DORCHESTER	58,781	249,198	16.60	75,588	5,408	2.38	487,177.78	384,652.31	78.95
17 FAIRFIELD	20,700	87,871	5.33	53,551	2,848	0.19	186,280.07	155,948.00	83.71
18 FLORENCE	110,163	291,028	25.70	163,734	11,888	2.87	717,807.09	561,271.08	81.00
19 GEORGETOWN	42,481	89,912	12.94	51,368	5,813	5.80	343,843.27	283,406.78	82.43
20 GREENVILLE	287,913	1,268,144	118.08	682,734	38,831	4.68	3,684,404.00	3,083,673.00	83.96
21 HORRY (5)	101,419	465,899	31.75	158,855	10,332	3.01	1,027,564.55	823,558.52	80.14
22 KERSHAW	39,015	168,511	12.00	79,037	4,505	0.78	341,522.92	286,108.00	83.77
23 LANCASTER	53,361	169,706	9.05	77,168	3,542	2.03	295,720.00	214,705.00	72.60
24 LAURENS	52,214	125,091	11.65	106,378	3,755	3.27	315,484.49	230,544.97	73.07
25 LEE	18,929	31,304	3.00	28,384	851	2.59	84,757.52	60,026.81	70.82
26 LEXINGTON	140,353	550,669	37.35	194,855	11,878	1.40	1,100,546.70	890,174.53	80.89
27 MARION	34,179	107,411	8.50	68,801	4,482	5.79	268,335.04	207,533.42	77.34
28 MARLBORO	31,834	82,163	6.00	31,649	2,590	8.68	182,016.04	127,580.01	70.09
29 MCCORMICK	7,797	10,179	1.34	13,468	888	1.86	46,064.63	32,763.98	71.12
30 NEWBERRY-SALUDA	47,382	135,711	7.00	73,917	2,112	0.01	212,927.88	151,706.74	71.24
31 OCONEE	48,611	291,087	18.20	116,711	5,847	1.66	500,711.22	437,959.00	87.46
32 ORANGEBURG	82,276	220,676	17.00	58,455	6,980	NR	449,935.23	338,428.00	74.77
33 PICKENS	79,292	203,786	23.45	94,140	5,808	5.89	555,844.58	448,732.00	80.36
34 RICHLAND	269,735	1,535,729	122.52	548,308	79,727	5.06	4,372,824.28	3,800,000.00	86.90
35 SPARTANBURG	201,881	904,644	63.15	343,479	27,955	3.32	2,428,089.00	1,994,480.00	82.10
36 SUMTER	88,243	216,925	16.26	105,820	6,857	2.38	539,083.68	381,067.00	68.97
37 UNION	30,751	55,797	4.50	39,004	2,824	2.30	130,820.63	89,303.04	68.26
38 WILLIAMSBURG	38,228	38,385	4.69	35,805	2,890	0.45	122,913.47	78,500.00	63.86
39 YORK	106,720	431,373	28.63	132,291	23,449	8.35	1,058,707.00	890,000.00	84.06
MEDIAN	52,214	168,511	12.94	79,037	5,054	2.59	3,684,404.00	283,406.78	76.50
STATE	3,121,820	11,080,333	903.20	5,011,389	355,827	3.37	27,959,824.35	22,584,140.11	80.77

(1) BOOKS ONLY.

(2) ALL SOURCES, EXCLUDES INCOME FOR CAPITAL IMPROVEMENTS.

(3) COUNTY TAX/APPROPRIATION, MUNICIPAL TAX/APPROPRIATION AND OTHER (IN-KIND TAX SOURCES) FOR OPERATIONS.

(4) LOCAL OPERATING TAX REVENUE AS A PERCENTAGE OF OPERATING INCOME.

(5) STATISTICS INCLUDE THE HORRY COUNTY MEMORIAL LIBRARY AND THE CHAPIN MEMORIAL LIBRARY.

CHAPIN STATISTICS	18,758	149,250	7.00	NR	NR	NR	261,574.00	207,039.00	79.15
-------------------	--------	---------	------	----	----	----	------------	------------	-------

NA-NOT APPLICABLE. NR-NOT REPORTED.

SOUTH CAROLINA PUBLIC LIBRARIES: ALPHABETICAL LIST, FY 89

	1989 POP.	CIRC. PER CAPITA	FTE STAFF PER 5,000 POP.	VOLUMES PER CAPITA(1)	TITLES PER CAPITA(1)	SALARY/WAGES % TOTAL EXPENDITURE	MATERIALS % TOTAL EXPENDITURE	OPERATING INCOME PER CAP.(2)	LOCAL TAX REVENUE PER CAP.(3)
1 ASHE	161,139	2.89	0.78	1.07	0.38	62.63	21.81	5.90	4.19
2 ASHEVILLE-GREENWOOD	80,474	3.44	0.85	1.67	0.89	64.08	18.78	6.11	4.55
3 ANJ	43,363	2.04	0.70	1.18	0.66	64.81	28.28	5.05	3.12
4 ANDERSON	133,235	2.98	0.85	1.63	0.83	48.19	23.08	8.32	6.78
5 BEAUFORT	65,384	2.88	0.90	1.64	1.08	68.71	18.13	8.33	6.44
6 BERKELEY	94,727	2.83	0.66	0.97	0.60	62.05	20.79	5.15	3.89
7 CALHOUN	12,208	3.48	1.05	2.55	2.02	48.08	28.64	7.77	5.65
8 CHARLESTON	278,974	3.22	1.21	1.63	0.58	56.56	22.59	10.38	8.08
9 CHEROKEE	40,983	3.78	0.95	1.94	1.68	42.55	31.15	7.78	5.71
10 CHESTER	30,148	4.13	1.35	1.89	1.30	68.40	16.54	9.93	7.79
11 CHESTERFIELD	38,161	2.48	0.74	1.48	0.78	68.85	21.19	4.88	3.73
12 CLARENDON	27,484	1.82	0.60	1.08	0.90	59.09	18.41	5.82	4.19
13 COLLETON	31,778	3.18	1.00	2.08	1.89	54.35	23.34	8.24	5.84
14 DARLINGTON	82,717	2.45	0.76	1.32	0.85	58.71	20.71	5.52	3.90
15 DILLON	31,083	2.41	0.79	2.32	0.97	67.29	20.63	5.48	4.25
16 DORCHESTER	58,781	4.24	0.99	1.29	0.91	50.39	18.53	8.29	6.55
17 FAIRFIELD	20,700	4.24	0.80	2.59	2.04	54.67	28.92	9.00	7.53
18 FLORENCE	110,163	2.64	0.82	1.49	1.05	63.11	18.09	6.51	5.28
19 GEORGETOWN	42,461	2.12	1.07	1.21	0.00	67.04	28.17	8.10	6.67
20 GREENVILLE	287,913	4.40	1.44	2.30	1.08	61.27	14.86	12.80	10.75
21 HORRY (4)	101,419	4.59	1.10	1.55	1.37	61.89	21.58	10.13	8.12
22 KERSHAW	39,015	4.27	1.08	2.03	1.74	57.35	16.05	8.75	7.33
23 LANCASTER	53,361	3.18	0.59	1.45	1.23	59.85	20.49	5.54	4.02
24 LAURENS	82,214	2.40	0.78	2.04	1.15	60.82	23.26	6.04	4.42
25 LEE	18,929	1.85	0.55	1.39	1.05	53.50	31.56	4.48	3.17
26 LEXINGTON	140,353	3.92	0.93	1.39	0.57	68.01	17.71	7.84	6.34
27 MARION	34,179	3.14	0.87	2.02	1.07	61.30	20.23	7.85	6.07
28 MARLBORO	31,834	1.97	0.68	1.00	0.60	53.52	22.30	5.75	4.03
29 MCCORMICK	7,797	1.31	0.60	1.73	1.68	50.87	26.24	5.91	4.20
30 NEWBERRY-SALUDA	47,382	2.89	0.52	1.55	1.48	58.09	14.85	4.49	3.20
31 OCONEE	48,811	5.99	1.31	2.40	1.35	59.08	21.52	10.30	9.01
32 ORANGEBURG	82,278	2.68	0.72	0.71	0.43	60.87	23.59	5.47	4.09
33 PICKENS	79,292	2.57	1.04	1.19	0.90	65.09	20.08	7.01	5.63
34 RICHLAND	269,735	5.69	1.59	2.04	0.81	51.11	28.50	16.21	14.09
35 SPARTANBURG	201,861	4.48	1.09	1.70	0.88	58.31	17.26	12.02	9.88
36 SUMTER	89,243	2.48	0.72	1.20	0.98	50.87	21.69	6.11	4.09
37 UNION	30,751	1.81	0.51	1.27	1.24	55.34	24.41	4.25	2.00
38 WILLIAMSBURG	38,228	1.00	0.43	0.94	0.79	55.52	34.19	3.22	2.05
39 YORK	108,720	4.04	0.94	1.24	0.69	50.40	17.17	9.92	8.34
MEDIAN	52,214	2.89	0.85	1.55	0.97	59.08	21.52	7.01	5.63
STATE	3,121,820	3.55	1.01	1.61	0.88	75.69	20.85	8.95	7.23

(1) BOOKS ONLY.

(2) ALL SOURCES: EXCLUDES INCOME FOR CAPITAL IMPROVEMENTS.

(3) COUNTY TAX/APPROPRIATION, MUNICIPAL TAX/APPROPRIATION, OTHER (IN-KIND TAX SOURCES) AND REVENUE SHARING FOR OPERATIONS.

(4) STATISTICS INCLUDE THE HORRY COUNTY MEMORIAL LIBRARY AND THE CHAPIN MEMORIAL LIBRARY.

CHAPIN STATISTICS: 18,758 7.95 1.31 NR 3.01 59.68 22.30 13.94 11.00
 NA=NOT APPLICABLE, NR=NOT REPORTED.

-37-

46

87



SOUTH CAROLINA PUBLIC LIBRARIES: ALPHABETICAL LIST, FY 89

	1988 POP.	REG. BOOR.	% POP. REG.	CIRC. PER BOOR.	TURNOVER RATE (1)	CIRC. PER FTE STAFF	HO LIB. CIRC. PER HR.	BR./STA. CIRC. PER HR.	BKM. CIRC. PER HR.	IN-LIB USE PER CAP.	REF. TRAN. PER CAP.	ATTEND. PER CAP.
1 ABBE	161,139	68,433	41.23	7.01	2.64	12,807	28.84	21.77	44.78	1.28	0.31	1.28
2 ABBEVILLE-GREENWOOD	80,474	31,513	39.16	8.78	2.02	14,129	54.84	14.89	73.01	1.20	0.31	1.33
3 AHNJ	43,363	22,064	50.93	4.01	1.72	10,230	11.85	3.78	69.04	0.18	0.13	1.13
4 ANDERSON	133,235	32,525	24.41	12.22	1.78	12,267	58.81	11.81	41.97	0.15	0.12	0.73
5 BEAUFORT	65,364	42,739	65.39	4.41	1.71	10,893	27.97	30.88	10.11	NR	0.18	3.14
6 BERKELEY	84,727	21,005	24.78	12.78	2.91	14,894	41.11	27.06	36.02	0.40	0.17	0.99
7 CALHOUN	12,206	3,212	26.31	13.23	1.34	11,642	16.71	5.95	18.69	0.20	0.12	1.52
8 CHARLESTON	276,974	104,141	37.60	8.55	1.94	9,320	89.23	33.12	52.21	0.81	0.80	2.25
9 CHEROKEE	40,983	20,600	50.26	7.52	1.91	13,863	52.50	10.54	38.22	4.15	0.12	4.03
10 CHESTER	30,148	14,254	47.28	8.74	2.11	10,678	22.74	20.48	71.02	0.50	0.27	1.90
11 CHESTERFIELD	38,161	17,242	45.18	5.49	1.64	11,721	12.58	10.41	15.56	1.05	0.14	1.23
12 CLARENDON	37,484	10,576	28.51	4.71	1.64	10,519	19.28	N/A	12.67	1.32	0.19	1.32
13 COLLETON	31,778	22,612	71.16	4.43	1.49	11,057	32.82	N/A	34.89	0.39	0.11	1.57
14 DARLINGTON	62,717	28,608	45.64	5.38	1.83	11,281	22.01	20.41	N/A	0.56	0.22	1.12
15 DILLON	31,083	12,061	38.80	6.20	1.03	10,664	9.52	8.88	33.25	0.32	0.07	1.29
16 DORCHESTER	58,761	44,345	75.47	5.82	3.28	15,012	15.52	79.85	0.83	1.79	0.61	2.19
17 FAIRFIELD	20,700	11,331	54.73	7.75	1.57	18,488	20.81	13.97	57.05	2.42	0.14	1.45
18 FLORENCE	110,183	44,088	40.00	6.80	1.74	11,324	68.16	7.64	33.30	0.65	0.41	0.80
19 GEORGETOWN	42,461	15,630	36.79	5.78	1.71	6,951	26.02	4.78	15.16	NR	0.11	NR
20 GREENVILLE	287,913	125,185	43.48	10.13	1.88	10,739	139.88	28.58	75.92	1.72	1.00	1.63
21 HORRY (S)	101,419	46,422	45.89	7.66	1.80	14,667	28.68	20.49	40.00	NR	0.14	NR
22 Kershaw	39,015	17,079	43.78	9.75	2.07	13,876	44.94	9.83	31.93	0.67	0.13	2.25
23 LANCASTER	53,361	23,429	43.91	7.24	2.16	18,752	44.88	0.16	25.17	0.80	0.23	0.84
24 LAURENS	52,214	20,000	38.30	8.25	1.14	10,737	22.52	18.06	61.88	0.28	0.14	NR
25 LEE	18,929	8,258	33.08	5.00	1.17	10,435	9.90	N/A	50.38	0.28	0.08	0.92
26 LEXINGTON	140,353	63,487	45.24	5.89	2.81	14,743	38.22	20.86	139.85	5.05	3.30	3.43
27 MARION	34,179	17,657	51.68	6.08	1.51	12,637	21.79	16.10	37.35	0.99	0.19	1.62
28 MARLBORO	31,834	5,773	18.25	10.77	1.90	10,381	23.13	N/A	49.77	0.30	0.28	0.64
29 MCCORMICK	7,787	3,053	39.16	3.33	0.75	7,598	3.53	N/A	104.56	0.29	0.16	1.22
30 NEWBERRY-SALUDA	47,392	25,478	53.78	5.33	1.79	19,387	39.73	11.55	58.85	0.72	0.19	0.89
31 OCONEE	48,611	14,065	28.93	20.70	2.46	15,984	34.39	30.66	79.80	NR	NR	NR
32 ORANGEBURG	82,278	25,171	30.59	8.77	3.78	12,981	60.78	9.89	35.55	0.05	0.32	NR
33 PICKENS	79,292	46,782	59.00	4.36	2.12	8,691	37.41	18.21	8.30	1.12	0.13	1.12
34 RICHLAND	269,735	83,187	30.84	18.46	2.73	12,535	118.07	45.45	30.85	4.60	1.04	3.91
35 SPARTANBURG	201,861	83,278	41.25	10.88	2.54	14,325	112.25	25.79	65.51	2.15	0.42	2.39
36 SUMTER	88,243	25,525	28.93	8.50	1.94	11,880	58.82	N/A	33.83	0.39	0.42	1.30
37 UNION	30,751	7,274	23.65	7.67	1.39	12,389	21.38	N/A	19.87	NR	0.23	0.79
38 WILLIAMSBURG	38,226	15,178	39.70	2.53	1.08	8,184	102.37	17.86	N/A	NR	0.03	NR
39 YORK	108,720	24,152	22.23	17.88	3.19	15,067	77.55	16.18	18.59	1.22	0.61	1.43
MEDIAN	52,214	22,612	40.00	7.24	1.88	11,880	32.82	17.88	38.22	0.80	0.19	1.30
STATE	3,121,820	1,273,413	40.79	8.70	2.16	12,268	43.95	15.04	41.59	1.42	0.64	1.68

(1) ANNUAL CIR. DIVIDED BY BOOKS & AV. (CIRCULATION PER VOLUME)

(2) PER HOUR CALCULATIONS ARE BASED ON 50 WEEKS OF SERVICE.

(3) STATISTICS INCLUDE THE HORRY COUNTY MEMORIAL LIBRARY AND THE CHAPIN MEMORIAL LIBRARY.

CHAPIN STATISTICS: 18,758 14,321 76.35 10.42 NR 21,321 62.84 N/A N/A NR NR NR

(4) CIRC. PER VOLUME COMPUTATION CHANGED TO REPRESENT TOTAL CIRC OF PRINT MATERIALS DIVIDED BY TOTAL NUMBER OF BOOKS (VOLS.)

NA = NOT APPLICABLE. NR = NOT REPORTED.

SOUTH CAROLINA PUBLIC LIBRARIES: ALPHABETICAL LIST, FY 89

	Juvenile Circ.	Registration Juvenile	PROGRAMS IN LIBRARY								Children Regist. Sum. Read.
			Preschool		Age 5-12		Age 13-18		Adult		
			# Programs	Attendance	# Programs	Attendance	# Programs	Attendance	# Programs	Attendance	
1 ABBE	167,328	N/A	280	6,838	260	7,932	0	0	17	217	2,512
2 ABBEVILLE-GREENWOOD	108,299	8,434	195	2,642	19	1,134	0	0	9	88	1,164
3 ANJ	38,308	9,773	104	2,375	14	1,408	0	0	5	402	454
4 ANDERSON	178,485	6,605	78	1,342	0	0	0	0	12	120	1,142
5 BEAUFORT	40,449	10,468	147	1,327	2	31	0	0	19	575	454
6 BERKELEY	127,974	6,107	68	2,967	59	871	0	0	1	11	1,371
7 CALHOUN	19,898	1,452	2	100	9	1,555	0	0	0	0	60
8 CHARLESTON	282,576	21,870	309	7,104	184	6,940	6	684	169	5,132	1,278
9 CHEROKEE	52,588	N/A	211	4,818	85	3,351	0	0	4	235	467
10 CHESTER	46,763	5,950	100	782	18	905	3	32	15	208	349
11 CHESTERFIELD	37,332	N/A	0	0	260	2,760	35	280	10	59	258
12 CLARENDON	21,838	3,733	23	804	12	260	1	11	51	1,020	75
13 COLLETON	48,328	11,864	105	2,601	63	1,687	0	0	7	130	855
14 DARLINGTON	57,816	10,662	69	1,126	35	500	2	8	19	273	636
15 DILLON	29,438	5,487	24	938	109	2,379	0	0	1	45	172
16 DORCHESTER	105,483	16,825	239	4,837	24	410	0	0	4	107	324
17 FAIRFIELD	34,510	N/A	0	0	54	719	0	0	13	338	184
18 FLORENCE	108,787	N/A	62	1,465	11	265	3	42	8	388	1,394
19 GEORGETOWN	NR	N/A	34	1,028	29	559	0	0	0	0	192
20 GREENVILLE	141,684	19,287	389	9,188	70	8,377	0	0	82	4,792	2,294
21 Horry (1)	128,328	N/A	284	4,873	122	2,913	2	80	38	553	1,825
22 HERRING	45,745	8,957	45	826	51	1,293	27	215	25	385	808
23 LANCASTER	48,729	8,501	85	918	0	0	0	0	5	85	263
24 LAURENS	42,105	N/A	144	2,525	13	475	0	0	157	3,000	374
25 LEE	10,993	1,845	43	129	1	15	0	0	0	0	67
26 LEXINGTON	269,034	44,004	608	15,808	0	0	2	20	2	14	4,002
27 MARION	44,577	N/A	225	3,202	2	45	0	0	9	117	148
28 MARLBORO	27,837	1,822	47	1,180	30	1,190	0	0	1	11	246
29 MCCORMICK	3,713	1,028	38	728	5	69	0	0	0	0	52
30 NEWBERRY-BALUDA	68,221	11,175	123	3,075	48	2,108	0	0	36	793	360
31 OCONEE	88,728	NR	47	468	46	2,490	2	22	0	0	1,028
32 ORANBURG	72,149	NR	182	3,227	42	1,089	1	12	4	4,328	628
33 PICKENS	72,917	N/A	189	3,660	74	3,282	0	0	0	0	983
34 RICHLAND	455,430	3,467	521	8,528	0	0	0	0	225	3,731	6,000
35 SPARTANBURG	385,094	N/A	717	12,991	132	4,575	7	65	88	1,585	2,134
36 SUMTER	80,368	8,583	37	765	22	1,639	12	201	43	634	340
37 UNION	21,297	2,672	40	838	64	1,658	0	0	0	0	417
38 WILLIAMSBURG	16,740	7,003	5	135	20	425	3	30	28	325	187
39 YORK	181,683	7,074	269	4,660	234	6,452	0	0	48	1,072	N/A
MEDIAN	57,816	7,074									
STATE	3,685,814	241,735	6,068	120,903	2,201	68,612	108	1,695	1,157	30,787	35,319

(1) STATISTICS INCLUDE THE Horry COUNTY MEMORIAL LIBRARY AND THE CHAPIN MEMORIAL LIBRARY.

CHAPIN STATISTICS: 32,285 N/A 23 309 17 339 2 60 9 315 428
 NA - NOT APPLICABLE NR - NOT REPORTED



SOUTH CAROLINA PUBLIC LIBRARIES: ALPHABETICAL LIST, FY 89

	OUTREACH PROGRAMS							
	Preschool		Age 3-12		Age 13-18		ADULT	
	# Programs	Attendance	# Programs	Attendance	# Programs	Attendance	# Programs	Attendance
1	0	0	7	2,228	0	0	0	0
2	39	687	0	0	0	0	1	18
3	20	420	0	0	0	0	28	700
4	83	1,388	23	980	0	0	118	1,700
5	0	0	3	538	0	0	0	0
6	98	1,813	1	20	3	178	0	0
7	2	140	0	0	0	0	3	30
8	85	2,477	84	7,807	0	0	25	884
9	10	270	4	680	0	0	4	178
10	85	2,922	0	0	21	755	38	801
11	1	120	1	380	1	178	18	370
12	4	120	6	38	0	0	8	88
13	12	232	1	20	0	0	2	40
14	8	410	11	911	0	0	0	0
15	0	0	0	0	0	0	0	0
16	0	0	0	0	0	0	0	0
17	8	128	1	24	0	0	12	212
18	78	3,588	8	198	0	0	8	177
19	32	1,843	48	980	0	0	18	128
20	10	1,305	218	7,814	1	50	0	0
21	686	18,089	48	2,484	27	80	429	6,782
22	8	181	78	4,728	0	0	28	340
23	129	3,180	0	0	0	0	17	368
24	4	82	13	300	4	128	83	908
25	78	1,880	13	818	0	0	1	80
26	51	980	51	2,430	19	828	129	2,873
27	0	0	24	1,184	0	0	0	0
28	4	128	2	288	1	77	1	21
29	0	0	0	0	0	0	1	10
30	12	280	18	431	0	0	0	0
31	4	84	19	5,088	0	0	0	0
32	0	0	8	948	1	20	2	82
33	0	0	37	2,808	0	0	0	0
34	0	0	48	2,530	0	0	10	288
35	778	10,712	38	8,888	3	123	8	481
36	0	0	27	1,100	20	420	28	818
37	27	488	0	0	0	0	0	0
38	5	320	9	78	3	80	0	0
39	81	1,828	38	1,718	0	0	88	2,188
	2,388	53,474	883	87,184	104	2,888	1,008	18,802
	44	1,088	12	1,178	1	28	12	384

	CLASS VISITS					
	Preschool		K-2		7-12	
	# Programs	Attendance	# Programs	Attendance	# Programs	Attendance
	2	47	81	1,821	0	0
	102	804	80	908	8	187
	0	0	8	183	0	0
	13	218	40	837	0	0
	4	78	13	278	0	0
	3	30	13	528	0	0
	0	0	5	154	0	0
	180	4,738	71	3,880	0	0
	1	180	28	728	0	0
	110	2,873	4	108	0	0
	0	0	3	200	2	150
	18	222	22	480	3	143
	18	680	6	181	5	143
	23	348	12	208	1	1
	0	0	21	590	1	20
	7	197	8	182	11	237
	8	87	9	101	2	80
	91	1,488	71	1,380	0	0
	12	222	128	2,288	3	88
	31	1,188	88	1,288	2	82
	104	2,009	82	1,080	8	180
	117	1,781	208	2,788	2	80
	1	23	6	117	1	18
	7	300	7	280	1	38
	2	28	2	80	1	1
	12	120	3	88	5	28
	0	0	23	443	3	88
	0	0	8	171	0	0
	0	0	1	22	0	0
	57	1,281	58	1,472	0	0
	18	428	18	488	9	118
	8	108	8	138	0	0
	0	0	9	188	0	0
	384	4,224	0	0	1	20
	34	688	81	2,384	20	588
	42	828	8	210	7	178
	0	0	91	1,407	0	0
	7	128	9	300	8	138
	228	4,872	134	2,877	41	880
	1,814	28,400	1,387	31,448	140	3,088
	18	287	22	871	8	147

-40-





AGREEMENT BETWEEN THE SOUTH CAROLINA STATE LIBRARY AND PUBLIC LIBRARY SYSTEMS OF SOUTH CAROLINA



The South Carolina State Library, having secured an appropriation for state aid to county and regional libraries, invites the _____ Library to participate and offers the following aids:

- I. The services of a staff of trained librarians to confer with the local library board and librarians on matters of policy, procedure and practice.
- II. A grant of _____ per capita based on the population of the county or counties as reported in the latest Federal decennial census.

PROVIDED:

- I. That library income from local tax sources in 19____ - 19____ (\$_____) is not less than the income received from the same sources in 19____ - 19____ (\$_____). That in no case shall the State's participation exceed 40% of the total income.
- II. That the _____ Library is administered by a legally appointed board which meets at least four times each year and that the Board agrees to the following:
 - A. To work toward the establishment of library systems adequate in size and support to provide a good level of service either through the consolidation of all public libraries in a county to form a strong county system or through the establishment of regional library systems in cooperation with neighboring counties.
 - B. To work for adequate tax support of the library.
 - C. To adopt a budget with correct proportions between salaries, books and maintenance.
 - D. To employ as soon as possible in professional and pre-professional positions librarians meeting the certification requirements established by the State Library.
 - E. To the systematic purchase of books from standard library lists.
 - F. To maintain or contract for service from a central library from which the system is administered which must:
 - 1. Be open to the public at least 55 hours a week (population over 100,000); 54 hours a week (population 50,000-100,000); 44 hours a week (population 25,000-50,000); 34 hours a week (population under 25,000).
 - 2. Provide adequate space for reading, reference, and technical services.
 - 3. Provide sufficient equipment and supplies.
 - 4. Maintain a reference collection and a representative collection of books and periodicals.
 - 5. Provide circulation and reference service.
 - G. To develop and maintain an accepted plan (bookmobiles, branches, stations, etc.) for the distribution and use of books throughout the service area.
 - H. To supply the State Library with such statistics and information as it may request and to invite a librarian from the staff of the State Library to attend one meeting of the Board annually.
 - I. To have the financial records of the library audited annually by a certified public accountant and to furnish the State Library with a copy of the audit report.

_____ Chairperson

_____ County Library Board

_____ Date

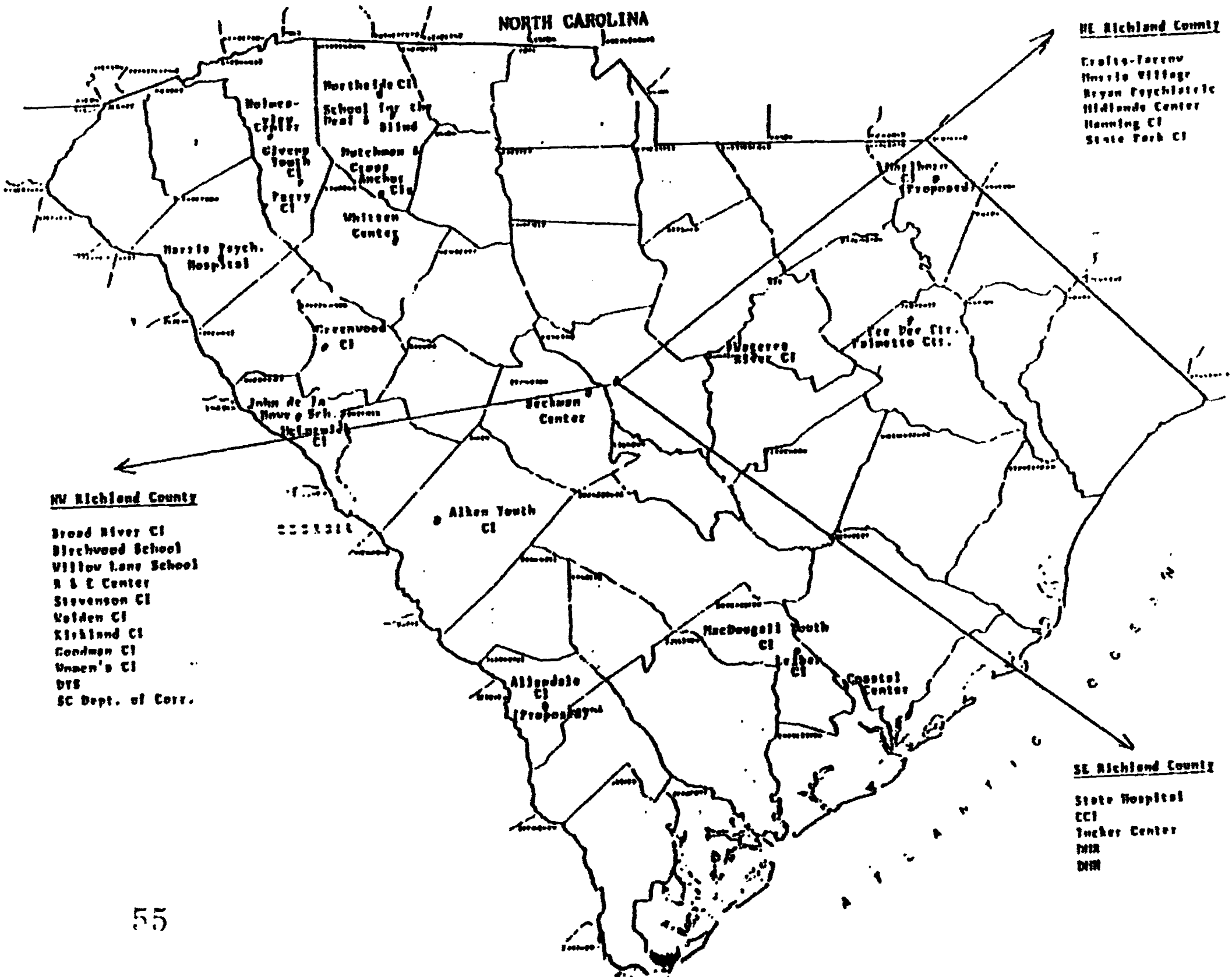
_____ Director, South Carolina State Library

_____ Date

THIS AGREEMENT TO BE SIGNED AND RETURNED TOGETHER WITH THE PROPOSED LIBRARY BUDGET FOR _____ TO SOUTH CAROLINA STATE LIBRARY, 1500 SENATE STREET, P.O. BOX 11469, COLUMBIA 29211.

SOUTH CAROLINA INSTITUTIONAL LIBRARIES

LOCATIONS ARE APPROXIMATE.



-42-



**III. SOUTH CAROLINA STATE-SUPPORTED INSTITUTIONS
LIBRARY STATISTICS, 1988-89 FISCAL YEAR**

	Residents	OPERATING EXPENSES						TOTAL DOLLARS			BOOKSTOCK				PERSONNEL	
		Total	Salaries	Books and Other Materials	Audio-Visuals	Other Operating Expenses	Maintenance or Capital Outlay	Total	Inc. to Other Funds	From Library Grants (a)	Total Volume	Volumes Added	Periodicals	Newspapers	Professional	Non-Professional
ADULT CORRECTIONAL INSTITUTIONS - S.C. DEPARTMENT OF CORRECTIONS	14,082 (b)	485,123.00	438,720.00	26,783.00	0.00	12,574.00	7,810.00	485,123.00	485,123.00	17,000.00	47,885	6,794	325	91	10	7
Allen Youth Correction Center*																
Central Correctional Institute*																
Cross Anchor Correctional Institute*																
Dorchester Correctional Institute*																
Greene Youth Correction Center*																
Greenville Correctional Institute*																
Greenville Correctional Institute*																
Kirkland Correctional Institute*																
Litcher Correctional Institute*																
McCormack Correctional Institute*																
MacDougal Youth Correction Center*																
Mecklenburg Correctional Institute*																
Northside Correctional Center*																
Perry Correctional Institute*																
State Park Correctional Center*																
Spartanburg Correctional Institute*																
Walton Correctional Institute*																
Walker River Correctional Institute*																
Walker Pro-Police Center*																
Wrenn Correctional Institute*																
YOUTH SERVICES INSTITUTIONS																
Bethwood High School	304	40,585.83	28,802.00	4,889.00	500.00	0.00	0.00	40,585.83	38,908.83	1,900.00	4,385	447	33	5	0	1
Willow Leaf High School	178	43,223.88	37,500.88	3,825.00	2,100.00	0.00	0.00	43,223.88	40,300.88	2,825.00	6,437	328	47	10	1	0
Respite and Evaluation Center	178															
INSTITUTIONS FOR THE MENTALLY HANDICAPPED																
Canal Center**	308	4,481.34	0.00	2,820.82	351.43	0.00	0.00	4,481.34	4,477.34	0.00	2,118	58	1,088	4	0	1
McLeod's Center**	619	17,538.04	14,827.55	0.00	1,581.28	0.00	1,017.75	17,538.04	17,538.04	0.00	2,572	120	23	0	0	1
Pin Deo Regional Center	420	35,838.77	31,890.37	2,749.50	1,500.00	0.00	0.00	35,838.77	33,190.37	2,748.50	NR	NR	NR	NR	0	1
White Center	883	80,894.00	68,913.70	3,771.00	8,549.00	0.00	2,180.00	80,894.00	68,733.00	4,672.00	4,684	25	20	4	1	1
MENTAL HEALTH INSTITUTIONS																
Craigo-Farrow State Hospital	523	38,348.58	38,348.58	1,788.80	1,735.14	0.00	1,009.43	38,348.58	35,948.88	2,988.50	6,182	38	37	18	0	3
Earle E. Morris Village	148	32,787.08	28,820.00	4,346.00	381.00	500.00	0.00	32,787.08	32,787.00	1,000.00	4,289	424	29	4	1	0
O. Weber Bryant Psychiatric Hospital	201	32,428.11	28,825.00	3,184.28	480.00	139.88	0.00	32,428.11	28,788.81	1,879.50	3,224	388	28	8	1	0
Patrick B. Morris Psychiatric Hospital	147	28,432.34	22,513.08	33.88	38.04	4,601.28	2,301.87	28,432.34	28,353.34	1,879.00	2,711	428	28	8	0	0
S.C. State Hospital-Norger Library	915	58,508.00	49,829.00	2,825.00	2,745.00	4,328.00	0.00	58,508.00	57,800.00	3,008.00	4,808	310	37	33	1	1
INSTITUTIONS FOR THE PHYSICALLY HANDICAPPED																
S.C. School for the Deaf and the Blind	410	103,283.00	98,784.00	5,040.00	1,497.00	1,883.00	0.00	103,283.00	1,019.83	1,345.00	8,138	548	178	8	0	8
Buckman Vocational Rehabilitation Center (d)	28	34,730.00	34,000.00	730.00	0.00	0.00	0.00	34,730.00	34,000.00	730.00	1,347	150	0	0	0	1
SPECIAL INSTITUTIONS																
John de la Howe School	131	48,174.00	31,940.00	1,880.00	100.00	15,184.00	0.00	48,174.00	48,174.00	1,000.00	8,748	313	30	8	1	0
Noblesville Center (d)	28	730.00	0.00	730.00	0.00	0.00	0.00	730.00	0.00	730.00	NR	NR	NR	0	0	0
Palmetto Center (d)	43	730.00	0.00	730.00	0.00	0.00	0.00	730.00	0.00	730.00	NR	NR	1	2	0	0
Taylor Center (d)	838	730.00	0.00	730.00	0.00	0.00	0.00	730.00	0.00	730.00	830	0	300	0	0	0
TOTALS	20,307	1,078,412.37	924,485.88	68,918.44	22,285.88	28,291.14	12,288.00	1,078,412.37	922,285.48	44,084.50	107,312	25,100	2,104	187	18	23

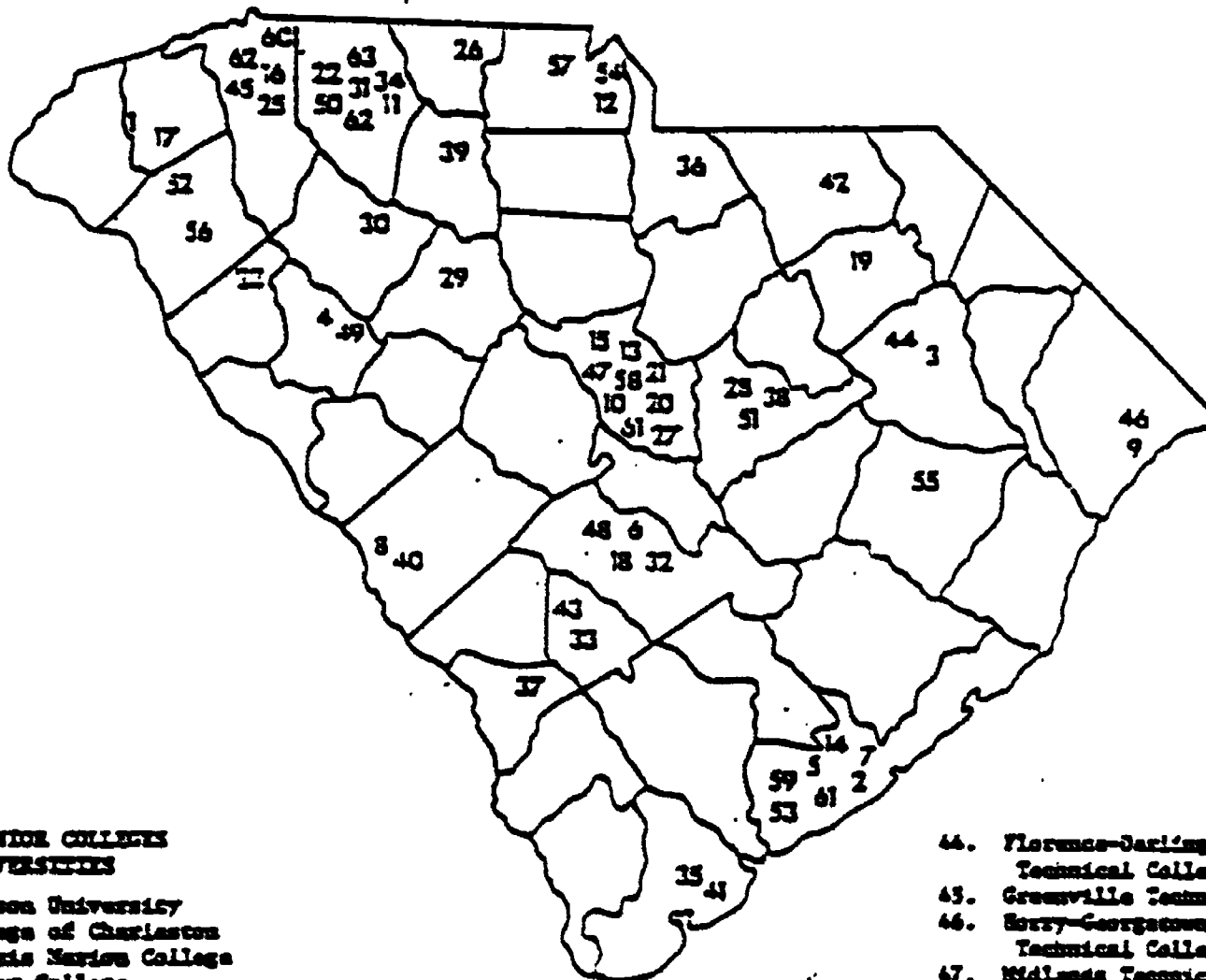
* - Served from the Library Service Division of the S.C. Department of Corrections
 ** - Not included in the grant program, FY 88. Receive references, interlibrary loan, IRL, and consultant services from the State Library.
 (a) - Grant funds through LECA expended in Federal fiscal year.
 (b) - Total number of residents for all 30 adult correctional centers served.
 (c) - No library at the center. The S.C. State Library orders and purchases paperback books for these institutions.
 NR = Not Reported

57

58

501 COPY AVAILABLE

SOUTH CAROLINA COLLEGES AND UNIVERSITIES



PUBLIC SENIOR COLLEGES AND UNIVERSITIES

1. Clemson University
2. College of Charleston
3. Francis Marion College
4. Lander College
5. Medical University of South Carolina
6. S.C. State College
7. The Citadel
8. U.S.C. - Aiken
9. U.S.C. - Coastal Carolina
10. U.S.C. - Columbia
11. U.S.C. - Spartanburg
12. Winthrop College

17. Luthern Theological Southern Seminary
28. Morris College
29. Newberry College
30. Presbyterian College
31. Sherman College of Straights Chiropractic
32. Southern Methodist College
33. Voorhees College
34. Wofford College

TWO-YEAR U.S.C. CAMPUSES

35. U.S.C. - Beaufort
36. U.S.C. - Lancaster
37. U.S.C. - Salkehatchie
38. U.S.C. - Sumter
39. U.S.C. - Union

TWO-YEAR TECHNICAL COLLEGES

40. Aiken Technical College
41. Beaufort Technical College
42. Chesterfield-Mariborn Technical College
43. Denmark Technical College

44. Florence-Jarlington Technical College
45. Greenville Technical College
46. Horry-Georgetown Technical College
47. Midlands Technical College
48. Orangeburg-Calhoun Technical College
49. Piedmont Technical College
50. Spartanburg Technical College
51. Sumter Area Technical College
52. Tri-County Technical College
53. Trident Technical College
54. York Technical College
55. Williamsburg Technical College

PRIVATE TWO-YEAR COLLEGES

56. Anderson College
57. Clinton Junior College
58. Columbia Junior College of Business
59. Nielsen Electronics Institute
60. North Greenville College
61. Rice College (Columbia Campus)
62. Rice College (Charleston Campus)
63. Rucledge College (Greenville Campus)
64. Rucledge College (Spartanburg Campus)
65. Spartanburg Methodist College

Source: S.C. Commission on Higher Education.

IV. SOUTH CAROLINA COLLEGS AND UNIVERSITIES
ANNUAL LIBRARY STATISTICS, 1988-89 FISCAL YEAR

	OPERATING EXPENSES, \$1000'S				LIBRARY COLLECTIONS							ACQUISITIONS			PERSONNEL (FTE) (ESTIMATED)				
	GRANT TOTAL	SALARIES & WAGES	BOOKS & OTHER LIBRARY MATERIALS	STUDENTS	TOTAL VOLUMES	VOLUMES ADDED	VOLUMES WITHDRAWN	GOVERNMENT EXPENDITURE	NON-GOVERNMENT	ADDITIONAL TITLES	CIRCULATION	INTERLIBRARY LOANS VOLUMES LENT	VOLUMES BORROWED	PROFESSIONAL	NON-PROFESSIONAL	NO. OF HOURS OF STUDENT ASSISTANCE	ENCLOSURE FULL-TIME (HEAD COUNT)		
FOUR YEAR COLLEGE AND UNIVERSITIES																			
Adrian University	No Report Received																		
Baylor College of Charleston	245,718.00	198,375.00	78,048.00	0.00	117,047	1,100	112	94,913	38,180	25,540	21,720	300	404	5.0	6.5	10128.0	1,170		
Bryant College	979,320.00	782,745.00	72,827.00	0.00	148,780	1,404	130	9,970	8,000	13,320	10,480	37	10	5.0	7.0	11801.5	1,400		
Bob Jones University	285,820.00	188,880.00	100,874.00	4,194.00	219,800	7,400	0	0	188,200	9,600	N/A	304	200	4.0	11.0	18000.0	3,073		
Central Wesleyan College	151,818.00	72,776.00	35,845.00	1,882.00	70,773	2,000	373	KA	345	4,800	12,573	80	60	1.0	4.0	4710.0	604		
Chick State College	800,000.00	7,400,000.00	300,000.00	3,000.00	700,000	4,017	6,700	70,000	404,000	0	37,000	1,000	1,000	6.0	12.0	3000.0	2,100		
Chowan University	4,723,775.00	3,700,000.00	1,300,000.00	63,000.00	800,000	23,000	1,000	647,000	1,040,000	73,000	200,000	6,000	6,700	20.0	20.5	20000.0	12,500		
College of Charleston	1,480,000.00	1,100,000.00	700,000.00	1,000.00	80,000	80,000	0	0	0	0	0	0	0	2.0	4.0	2700.0	801		
College of William & Mary	1,480,000.00	1,100,000.00	700,000.00	1,000.00	80,000	80,000	0	0	0	0	0	0	0	2.0	4.0	2700.0	801		
Columbia State College	330,000.00	237,000.00	100,000.00	2,000.00	100,000	1,000	0	0	0	0	0	0	0	1.0	1.0	1000.0	400		
Columbia University	372,740.00	370,000.00	120,000.00	1,700.00	127,000	1,000	0	0	0	0	0	0	0	1.0	1.0	1000.0	400		
Durham College	442,100.00	314,000.00	180,000.00	1,000.00	147,000	1,000	0	0	0	0	0	0	0	1.0	1.0	1000.0	400		
Erskine College	100,000.00	70,000.00	30,000.00	0.00	100,000	1,000	0	0	0	0	0	0	0	1.0	1.0	1000.0	400		
Francis Marion College	600,000.00	400,000.00	200,000.00	17,000.00	300,000	7,000	0	0	0	0	0	0	0	2.0	2.0	2000.0	600		
Fortson University	900,000.00	400,000.00	400,000.00	20,000.00	300,000	3,000	0	0	0	0	0	0	0	2.0	2.0	2000.0	600		
Lander College	400,000.00	300,000.00	150,000.00	2,000.00	150,000	1,000	0	0	0	0	0	0	0	1.0	1.0	1000.0	400		
Limestone College	70,000.00	37,000.00	17,000.00	0.00	70,000	1,000	0	0	0	0	0	0	0	1.0	1.0	1000.0	400		
Lutheran Theol. Southern Seminary	180,000.00	60,000.00	40,000.00	3,311.00	30,000	2,000	0	0	0	0	0	0	0	1.0	1.0	1000.0	400		
Medical University of S.C.	1,507,070.00	801,000.00	400,000.00	20,000.00	100,000	1,000	0	0	0	0	0	0	0	2.0	2.0	2000.0	600		
More College																			
Newberry College	197,000.00	80,000.00	30,000.00	7,000.00	87,000	2,000	0	0	0	0	0	0	0	1.0	1.0	1000.0	400		
North Carolina College	313,100.00	161,100.00	100,000.00	1,000.00	100,000	1,000	0	0	0	0	0	0	0	1.0	1.0	1000.0	400		
South Carolina State College	833,000.00	401,000.00	180,000.00	12,000.00	200,000	2,000	0	0	0	0	0	0	0	2.0	2.0	2000.0	600		
Spartanburg Methodist College	19,000.00	14,000.00	5,000.00	0.00	19,000	1,000	0	0	0	0	0	0	0	1.0	1.0	1000.0	400		
University of South Carolina	2,501,000.00	2,077,000.00	2,070,000.00	100,000.00	2,000,000	70,000	0	0	0	0	0	0	0	1.0	1.0	1000.0	400		
USC-Aiken	570,000.00	300,000.00	100,000.00	11,000.00	100,000	1,000	0	0	0	0	0	0	0	1.0	1.0	1000.0	400		
USC-Columbia	800,000.00	310,000.00	100,000.00	10,000.00	100,000	1,000	0	0	0	0	0	0	0	1.0	1.0	1000.0	400		
USC-Georgetown	200,000.00	100,000.00	50,000.00	4,000.00	50,000	500	0	0	0	0	0	0	0	1.0	1.0	1000.0	400		
Wesleyan College	1,000,000.00	700,000.00	300,000.00	21,000.00	300,000	7,000	0	0	0	0	0	0	0	2.0	2.0	2000.0	600		
Wofford College	400,000.00	207,000.00	100,000.00	11,000.00	100,000	1,000	0	0	0	0	0	0	0	1.0	1.0	1000.0	400		
JUNIOR COLLEGE																			
Anderson College	100,000.00	50,000.00	20,000.00	800.00	40,000	1,000	0	0	0	0	0	0	0	1.0	1.0	1000.0	400		
Chowan Junior College	No Report Received																		
North Greenville College	100,000.00	50,000.00	20,000.00	800.00	40,000	1,000	0	0	0	0	0	0	0	1.0	1.0	1000.0	400		
Spartanburg Methodist College	100,000.00	50,000.00	20,000.00	800.00	40,000	1,000	0	0	0	0	0	0	0	1.0	1.0	1000.0	400		
USC-Beaufort	100,000.00	50,000.00	20,000.00	800.00	40,000	1,000	0	0	0	0	0	0	0	1.0	1.0	1000.0	400		
USC-Lenoir	100,000.00	50,000.00	20,000.00	800.00	40,000	1,000	0	0	0	0	0	0	0	1.0	1.0	1000.0	400		
USC-Spartanburg	No Report Received																		
USC-Spartanburg	207,170.00	100,000.00	40,000.00	4,000.00	40,000	1,000	0	0	0	0	0	0	0	1.0	1.0	1000.0	400		
USC-Union	No Report Received																		
TECHNICAL COLLEGE																			
Adrian	100,000.00	50,000.00	20,000.00	800.00	40,000	1,000	0	0	0	0	0	0	0	1.0	1.0	1000.0	400		
Beaufort	100,000.00	50,000.00	20,000.00	800.00	40,000	1,000	0	0	0	0	0	0	0	1.0	1.0	1000.0	400		
Charleston-Southwest	100,000.00	50,000.00	20,000.00	800.00	40,000	1,000	0	0	0	0	0	0	0	1.0	1.0	1000.0	400		
Durham	100,000.00	50,000.00	20,000.00	800.00	40,000	1,000	0	0	0	0	0	0	0	1.0	1.0	1000.0	400		
Francis Marion	100,000.00	50,000.00	20,000.00	800.00	40,000	1,000	0	0	0	0	0	0	0	1.0	1.0	1000.0	400		
Georgetown	100,000.00	50,000.00	20,000.00	800.00	40,000	1,000	0	0	0	0	0	0	0	1.0	1.0	1000.0	400		
Hampton	100,000.00	50,000.00	20,000.00	800.00	40,000	1,000	0	0	0	0	0	0	0	1.0	1.0	1000.0	400		
North Carolina	100,000.00	50,000.00	20,000.00	800.00	40,000	1,000	0	0	0	0	0	0	0	1.0	1.0	1000.0	400		
South Carolina	100,000.00	50,000.00	20,000.00	800.00	40,000	1,000	0	0	0	0	0	0	0	1.0	1.0	1000.0	400		
Wesleyan	100,000.00	50,000.00	20,000.00	800.00	40,000	1,000	0	0	0	0	0	0	0	1.0	1.0	1000.0	400		
Wofford	100,000.00	50,000.00	20,000.00	800.00	40,000	1,000	0	0	0	0	0	0	0	1.0	1.0	1000.0	400		
York	100,000.00	50,000.00	20,000.00	800.00	40,000	1,000	0	0	0	0	0	0	0	1.0	1.0	1000.0	400		

* - Total enrollment for Ayrton and Salter campuses of Midlands.
* - Total enrollment for Main, Barbours, and Pulaski campuses of Trident.



IV. CRITERIA, PRIORITIES, AND PROCEDURES

A. Title I. Library Service

1. Adequacy of State Library Services

Adequacy of services at the state level will be measured by:

Association of Specialized and Cooperative Library Agencies.
Subcommittee for Library Functions at the State Level.
Standards for library functions at state level. Third
edition. Chicago, American Library Association, 1985.

These criteria will be supplemented by pertinent sections of:

South Carolina Library Association. Public Library Section.
Standards for South Carolina Public Libraries (The Section),
1986 revision, as amended.

2. Adequacy of Public Library Services

Prior to 1980 public libraries were measured against national standards published by the Public Library Association. In that year the Public Library Association published A Planning Process for Public Libraries, a document which encourages communities to set their own standards based on local conditions and needs. The plan devised to address these needs is to be monitored closely and revised so that the plan will change as the community changes. In 1982 the Public Library Association published Output Measures for Public Libraries: A Manual of Standardized Procedures which are to be used by public libraries to measure the things appropriate to it.

The Public Library Development Project was developed by ALA's Public Library Association, New Standards Task Force. This project developed a new document to replace the 1980 A Planning Process for Public Libraries and also revised Output Measures for Public Libraries. The State Library will use these two documents to assist public libraries in their planning:

McClure, Charles R. et al. Planning and Role Setting for Public Libraries: A Manual of Options and Procedures. Chicago. Public Library Association. American Library Association, 1987.

Van House, Nancy A. et al. Output Measures for Public Libraries: A Manual of Standardized Procedures, 2nd edition. Chicago. Public Library Association. American Library Association, 1987.

The State Library will also use:

South Carolina Library Association. Public Library Section.
Standards for South Carolina Public Libraries. (The Section), 1981 revision, as amended:

3. Adequacy of Services to the Blind and Physically Handicapped

Association of Specialized and Cooperative Library Agencies.
Standards for Library Service to the Blind and Physically Handicapped Subcommittee. Revised Standards of Service for the Library of Congress Network of Libraries for the Blind and Physically Handicapped. Chicago, American Library Association, 1984.

Association of Specialized and Cooperative Library Agencies.
Standards for Library Service to the Deaf Subcommittee. Techniques for Library Service to the Deaf and Hard of Hearing. Chicago, American Library Association, 1981.

P.L. 93-112. Rehabilitation Act of 1973. Section 504.

P.L. 94-142. Education for Handicapped Children Act of 1975.

4. Adequacy of State Institutional Library Services

Eligible for service are the inmates, patients, or residents of penal institutions, reformatories, residential training schools, orphanages or general or special institutions or hospitals operated or substantially supported by the state and/or students in residential schools for the handicapped (including mentally retarded, hard of hearing, deaf, speech impaired, visually handicapped, seriously emotionally disturbed, crippled, or other health-impaired persons who by reason thereof require special education) operated or substantially supported by the state.

Criteria for determining adequacy of services to specific groups will be state or national standards as follows:

American Correctional Association - American Library Association.
HRLSD Committee on Institutional Libraries. Library Standards for Juvenile Correctional Institutions. American Correctional Association, 1975. (Currently under revision)

Association of Specialized and Cooperative Library Agencies,
American Library Association. Library Standards for Adult Correctional Institutions Subcommittee. Library Standards for Adult Correctional Institutions. Chicago, American Library Association, 1981. (Currently under revision)

Association of Specialized and Cooperative Library Agencies,
American Library Association. Standards for Libraries at
Institutions for the Mentally Retarded Subcommittee.
Standards for Libraries in Institutions for the Mentally
Retarded. Chicago, American Library Association, 1981.

Association of Specialized and Cooperative Library Agencies.
Standards and Guidelines for Client Libraries in Residential
Health Facilities. Chicago, American Library Association,
1987.

South Carolina State Department of Education. Defined Minimum
Programs for South Carolina School Districts. (The Depart-
ment), 1986.

South Carolina Department of Education. Defined Minimum Program
for Deaf and Blind Schools. (The Department), 1983.

South Carolina Department of Education. Defined Minimum Program
for John de la Howe School. (The Department), 1983.

South Carolina Department of Education. Defined Minimum Program
for the Palmetto Unified School District No. 1 within S.C.
Department of Corrections. (The Department), 1981.

South Carolina Department of Youth Services. Defined Minimum
Program for the Department of Youth Services, 1982.

5. Adequacy of Major Urban Resource Libraries

Criteria for determining adequacy of public library services for
persons and libraries using services from major resource libraries:

- a. Adequacy of Public Library Services - basic criteria (see Ade-
quacy of Public Library Services)
- b. Needs for Library Services of Individual Users and Libraries in
the Regional Area
 1. Access to Resources
 - (a) Access to a strong reference collection
 - (b) Access to business reference services
 - (c) Access to extensive periodical collections, including
retrospective files
 2. Access to Services
 - (a) Access to library service during evening and weekend
hours when local public libraries and the State Library
are closed.
 - (b) Access to the services of professionally trained staff,
especially during evening and weekend.
 - (c) Access to telephone reference service.

6. Criteria to Assure Priority for Low-Income Families

a. Determination of Urban and Rural Areas with High Concentrations of Low-Income Families.

"Disadvantaged persons" means persons who have educational, socioeconomic, cultural, or other disadvantages that prevent them from receiving the benefits of library services designed for persons without such disadvantages and who for that reason require specially designed library services. The term includes persons whose needs for such special services result from poverty, neglect, delinquency, or cultural or linguistic isolation from the community at large, but does not include physically or other handicapped persons unless such persons also suffer from the disadvantages described in this paragraph.

Characteristics of disadvantaged persons may include the following:

- ... Persons with poor educational background.
- ... Persons who are receiving less than poverty level incomes.
- ... Persons from areas characterized by excessive unemployment.
- ... Persons from areas characterized by excessive low income rates.
- ... Members of ethnic minority groups which have been discriminated against.
- ... Persons who have been isolated from cultural, educational and/or employment opportunities.
- ... Persons who, due to a combination of environmental, cultural, and historical factors, lack motivation for taking advantage of available library services.
- ... Persons who are dependent upon social services to meet their basic needs.

Counties having high concentrations of persons with poverty level incomes, as determined by the Division of Research and Statistical Services of the S.C. State Budget and Control Board, shall be considered as qualifying under this program. Priorities for grants shall be:

- (1) Projects to serve the urban and rural disadvantaged in counties with over 25% disadvantaged persons (income below poverty level).

- (2) Projects to serve the urban and rural disadvantaged in counties with over 15% disadvantaged persons (income below poverty level).
- (3) Projects to serve the urban and rural disadvantaged in counties with over 20,000 disadvantaged but under 25% (income below poverty level).
- (4) Projects which will result in the general improvement of a library system to bring it up to a minimum level of service prerequisite to special programs for the disadvantaged.

7. Criteria to Assure Priority for Persons of Limited English-Speaking Ability

- a. Determination of Areas with High Concentrations of Persons with Limited English-Speaking Ability.

Persons with limited English-speaking ability include individuals who were not born in the United States or whose native language is a language other than English, and individuals who come from environments where a language other than English is dominant as further defined by the U.S. Secretary of Education, and who by reasons thereof have difficulty speaking and understanding instructions in the English language.

A needs assessment conducted in early 1975 revealed no high concentrations of non-English-speaking persons in South Carolina but only various small scattered groups with different levels of need of library service. The 1980 census verifies this.

- b. These persons are scattered throughout the 46 counties of South Carolina. Because each county has such small numbers, it is not feasible for libraries to attempt to develop a collection of foreign language materials to meet the diverse needs of its limited English-speaking population. Service can adequately be provided from one central collection of materials which could be borrowed through interlibrary loan.

The Charleston County Library was designated as the host for this collection since it has one of the largest populations of limited English-speaking in the state. The library service area includes a port city with a sizable military population.

Because of their low number the State Library has chosen not to treat service to those with limited English-speaking ability as a priority. A central collection of materials is still maintained by the Charleston County Library and is available on interlibrary

loan. However no additional LSCA funds will be devoted for this purpose. Service needs are being met adequately at the local level.

8. Determination of Eligibility for Agency Participation

The following agencies will be eligible for participation in Title I programs:

- a. Legally established county and regional library systems which qualify for participation in the State Aid program, meet the maintenance of effort requirement for local support, are in compliance with all previous LSCA requirements, and meet the criteria of need, target population, or service specified in individual project regulations.
- b. Libraries of eligible state supported institutions which meet the prerequisites of personnel, space, and financial support, which meet the maintenance of effort requirement for total budget and book budget, which are in compliance with reporting regulations, and which submit approvable applications on schedule based on an analysis of library needs and a description of proposed plans. Size of institutional population and average length of residence will be considered in determining priorities and establishing the amount of grants.
- c. Agencies carrying out library projects beneficial to South Carolina libraries, such as South Carolina Library Association, Association of Public Library Administrators and the University of South Carolina College of Library and Information Science.
- d. Other nonprofit organizations which support/complement the goals of libraries.

9. Procedures for Application and Approval of Projects

- a. The State Library will announce proposed projects each Spring. The State Library will assist eligible libraries in developing projects that can be approved at the beginning of the fiscal year. Formal notice of projects and approvals will be sent to all eligible libraries immediately following Department of Education acceptance of the Annual Program and Notification of Grant Award.
- b. Applications must be submitted on forms provided by the State Library. Applications and supporting documents must be submitted by the announced deadline in order to be considered. Exceptions will be made only by prior approval and on the basis of strong extenuating circumstances.
- c. Application will be reviewed by the Public Library Consultant or Institutional Library Consultant to establish eligibility and compliance with regulations. Decisions will be made by the Project Officer for each project in conjunction with the Director.

d. The criteria for selection of projects will be:

1. Proven need with a strong indication of inadequacy of present service.
2. Importance of the project to the area, to the state, and its relation to the State Long-Range Plan.
3. Significance of the project to statewide library development.
4. A clear statement of objectives of the project.
5. Careful planning of the project.
6. A clear plan of action.
7. A sound budget.
8. The number of persons served and potential benefit to target groups.
9. Amount of LSCA funding previously received by applicant in comparison with other library systems.
10. Previous success of the applicant in carrying out other federal projects.
11. The value of the project as a demonstration to be reproduced by other libraries.
12. The relationship of the project to other library development projects and other State and Federal programs.
13. Evidence of local financial commitment to the project and the ability of the local library or libraries to maintain the project after federal funds have been exhausted.
14. The innovative character of the project.
15. Plans for evaluation of the project and for disseminating information about the project and the results of the evaluation.

e. Announcements of grant awards will be made promptly following review of applications.

10. Evaluation

Evaluation of programs and projects will be continuous, providing the basis for annual revisions. At the state level, a member of the State Library staff will be assigned responsibility for monitoring activities associated with each goal and for supervising local projects related to it. Department heads will have primary responsibility for evaluation of internal programs and consultants for grant projects. Evaluation of projects will be carried on by means of:

- a. Preliminary discussion concerning proposed projects with local library boards or institutional administrators, with library directors and supervisory personnel, and with any other agencies or community representatives concerned with the project to determine project objectives.
- b. On-site visits to the project before programs are initiated, at least once a quarter during the program operation, or prior to acting upon requests for revision of projects or renewal of grants.
- c. Analysis of written proposals, reports, budgets, audits, or other documents submitted in connection with the project to insure that the project continues to meet the original criteria for selection.
- d. Comparative analysis of related projects to measure effectiveness in terms of time, cost and performance.

Local libraries will be required to supervise, evaluate, and report on projects in such a way as to:

- a. Identify the degree of effectiveness with which project goals and objectives have been and are being met.
- b. Assess staff effectiveness in working with the community that is served by the project.
- c. Identify the effectiveness of the dissemination of information concerning the project.
- d. Determine program factors which should be retained, revised, augmented, or eliminated.
- e. Identify and assess the impact of the project on the library's total program of service.
- f. Examine the effects of the library's communication and coordination with other community agencies.

State Library staff members responsible for monitoring and evaluation will report on all activities to the appropriate department head and the Director by means of written field trip reports, monthly reports, and annual project reports and by conferences as needed.

B. Title II. Construction

Grant funds allocated under LSCA Title II shall be used for the purpose of paying the Federal share of the cost of construction projects which meet LSCA and other criteria as identified in the Long-Range Plan and Annual

Program. Such grants shall be used solely for the "construction of new buildings and acquisition, expansion, remodeling, and alteration of existing buildings, and for technology enhancement including the purchase, lease, and installation of equipment of any such buildings, or any combination of such activities (including architects' fees and the cost of acquisition of land). Such term includes remodeling to meet standards under the Act of August 12, 1968, commonly known as the 'Architectural Barriers Act of 1968', remodeling designed to conserve energy, renovation or remodeling to accommodate new technologies, remodeling to improve working conditions, and the purchase of existing historic buildings for conversion to public libraries." (P.L. 98-480, Sec. 3 (2)) The project shall follow policies and procedures in the construction of public libraries that will promote the preservation of library resources to be utilized in the facilities.

1. Criteria for determining adequacy of library buildings:

New or renovated public library buildings qualifying for construction grants must meet the following space and access requirements:

Public Library Association.

"Guidelines for determining minimum space requirements." Interim Standards for small public libraries: Prepared by the Subcommittee on Standards for Small Libraries. Chicago. American Library Association, 1962.

South Carolina Board for Barrier Free Design. Rules and Regulations. American National Standards Institute (ANSI). American standard specifications for making buildings and facilities accessible to, and usable by, the physically handicapped (1980) are currently adopted.

2. Criteria for participation in LSCA grant funding:

To participate in funds under Title II, the public library must be legally established and meet requirements for State Aid and for participation in grants-in-aid from Federal funds administered by the library.

Construction projects will be approved only for those libraries which are without adequate library facilities necessary to develop library services. This fact will be substantiated by an on-site survey of existing facilities and a review of the service provided by the system made by a staff member of the State Library. Existing facilities will be measured against recommended standards for public library housing as exemplified in Wheeler - The Small Library Building and in the Interim Standards for Small Public Libraries and in Wheeler and Goldhor - Practical Administration of Public Libraries.

3. Compliance with State and Federal legislation:

Any library construction project approved for an LSCA grant must follow the procedures and meet the requirements of the Library Services and Construction Act and regulations, EDGAR regulations, and any other current or subsequently enacted legislation or regulations affecting LSCA construction projects.

4. Applications and procedures:

Any library construction project approved for an LSCA grant must file a formal application for Federal funds with the State Library with all supporting documentation and assurances as specified in the Applicant's Guide and project memoranda.

5. Priorities for grant awards:

The general priorities for all LSCA Title II projects are:

- a. Construction of a new county or regional headquarters building or the enlarging of existing county or regional headquarters buildings.
- b. Construction or enlargement of branch library buildings serving a population area of 20,000 or more in county or regional systems. (The Plan of construction and the location of the branch must be based upon a carefully developed plan for the location and development of branches to serve the entire area of the system.)
- c. Construction or enlargement of branch library buildings serving a population area of 5,000 - 20,000 in county or regional systems. (The Plan of construction and the location of the branch must be based upon a carefully developed plan for the location and development of branches to serve the entire area of the system.)
- d. Renovation of an existing county or regional headquarters building or branch library building to make it accessible to the physically handicapped as required in American Standard Specifications for Making Buildings and Facilities Accessible to, and Usable by, the Physically Handicapped.
- e. Renovation of an existing county or regional headquarters building or branch library building for energy conservation.
- f. Renovation of an existing county or regional headquarters building or branch library building to accommodate new technologies.

NOTE: The State Library will not expend Federal funds for acquisition of existing buildings to be used as a public library or for construction sites which will entail the resettlement of any individual or business.

Additional grants for building construction in the same fiscal year will not be made to a county library system unless no approvable projects are submitted by other county libraries which have not received a previous grant.

6. Amount of grants:

ALL GRANTS CONDITIONAL UPON AVAILABILITY OF FUNDS

The allocation of funds for the construction projects will be as follows:

Branch libraries (permanent or temporary) serving populations of 5,000 - 20,000 in systems meeting requirements for State and Federal grants, \$75,000 or 50 percent of the cost of the total project, whichever is the smaller.

Branch libraries (permanent or temporary) serving populations over 20,000 in systems meeting requirements for State and Federal grants, \$100,000 or 50 percent of the cost of the total project, whichever is the smaller.

The headquarters of county and regional systems meeting all requirements for State and Federal grants and serving under 50,000, \$150,000 or 50 percent of the total cost of the construction project, whichever is the smaller.

The headquarters of county and regional systems serving 50,000 to 100,000 and meeting State and Federal requirements for grants, \$200,000 or 50 percent of the total cost of the project, whichever is the smaller.

The headquarters of county and regional systems serving over 100,000 and meeting State and Federal requirements for grants, \$250,000 or 50 percent of the total cost of the project, whichever amount is smaller.

Renovation of headquarters or branch library buildings for accessibility for the handicapped, energy conservation, or new technologies.

The amount of each grant will be determined individually on the basis of the nature and extent of the renovation required and on the other funding available. In no case shall a grant exceed 50 percent of the cost of renovations specifically required to assure access and usability for the handicapped, energy efficiency, or to accommodate new technologies.

The State Library will not use Title II funds for its administration of this project. All funds will be available for grants.

In the event the number of approvable construction projects received is not sufficient to utilize all available funds, the State Library reserves the right to allocate additional grant funds to qualifying libraries having sufficient local funds to maintain the Federal/State matching ratio.

Construction must begin within six months of the approval of the Title II application or risk forfeiture of grant.

7. Appeal of decisions:

The method and procedures to be followed in providing every local or other public agency whose application for funds under Title II is denied with the opportunity for a fair hearing before the State Library administrative agency is as follows:

The State Library Board will act as a fair hearing board for any local or other public agency whose application for funds under Title II has been denied.

The State Library Board will give written notification of disapproval and reasons for disapproval to applicants. The applicant will be informed of the right to appeal and the procedure to make such appeal.

Within fifteen days after the receipt of a disapproval of application the applicant may, in writing to the State Library Board, request a hearing.

The State Library Board will arrange for a meeting, and notify the applicant of such meeting. The State Library Board shall have the final decision, which will be given to the applicant within thirty days from the date of the hearing.

C. Title III. Interlibrary Cooperation

1. Priorities (In order of importance)

- a. The South Carolina Library Network, operated by the State Library, to provide bibliographic access to state and national resources, communications among libraries, interlibrary loan, in-service training, cooperative collection development and other means of cooperation.
- b. Other statewide, innovative projects that offer potential for sound long-range development of coordination among two or more types of libraries.
- c. Regional or local projects which meet serious information needs and strengthen interlibrary cooperation among multi-type libraries. In approving awards, consideration shall be given to need, objectives, number of counties and number of libraries involved, extent of local financial support, and prospects for continued local funding at the conclusion of LSCA grants.
- d. Funding may be expended by the State Library for state level activities or by means of grants to groups of libraries for cooperative projects or to a single library carrying out an activity which contributes to statewide cooperation and resource sharing.

NOTE: Title III activities will be coordinated by the Deputy Director.

2. Determination of Eligibility for Agency Participation

The following agencies will be eligible for participation in Title III programs:

- a. Legally established county and regional library systems which qualify for participation in the State Aid program, meet the maintenance of effort requirement for local support, are in compliance with all previous LSCA requirements, agree to share resources, and develop a MARC format machine-readable database.
- b. Libraries of state supported institutions eligible for Title I grants.
- c. Libraries in academic and technical colleges which agree to share resources and develop a MARC format machine-readable database.
- d. Libraries in public schools in districts which permit resource sharing.
- e. Special libraries which agree to share resources and, if appropriate, develop a MARC format machine-readable database.
- f. Agencies carrying out library projects beneficial to South Carolina libraries, such as South Carolina Library Association, Association of Public Library Administrators, and the University of South Carolina, College of Library and Information Science.
- g. Other nonprofit organizations which support/complement the goals of libraries.

3. Evaluation

Evaluation of programs and projects will be continuous, providing the basis for annual revisions. At the state level, a member of the State Library staff will be assigned responsibility for monitoring activities associated with each goal and for supervising local projects related to it. Department heads will have primary responsibility for evaluation of internal programs and consultants for grant projects. Evaluation of projects will be carried on by means of:

- a. Preliminary discussions concerning proposed projects with local library boards or institutional administrators, with library directors and supervisory personnel, and with any other agencies or community representatives concerned with the project.
- b. On-site visits to the project before programs are initiated, at least once a quarter during the program operation, or prior to acting upon requests for revision of projects or renewal of grants.
- c. Analysis of written proposals, reports, budgets, audits, or other documents submitted in connection with the project to insure that the project continues to meet the original criteria for selection.

- d. Comparative analysis of related projects to measure effectiveness in terms of time, cost and performance.

Local libraries will be required to supervise, evaluate, and report on projects in such a way as to:

- a. Identify the degree of effectiveness with which project goals and objectives have been and are being met.
- b. Assess staff effectiveness in working with the community that is served by the project.
- c. Identify the effectiveness of the dissemination of information concerning the project.
- d. Determine program factors which should be retained, revised, augmented, or eliminated.
- e. Identify and assess the impact of the project on the library's total program of service.
- f. Examine the effects of the library's communication and coordination with other community agencies.

State Library staff members responsible for monitoring and evaluation will report on all activities to the appropriate department head and the Director by means of written field trip reports, monthly reports, and annual project reports and by conferences as needed. Reporting, evaluation, and revision activities are coordinated by the Deputy Director.

V. GOALS, OBJECTIVES, AND IMPLEMENTATION

GOAL I. TO STRENGTHEN THE STATE LIBRARY AGENCY FOR THE PURPOSE OF PROVIDING STATEWIDE LIBRARY LEADERSHIP AND SERVICES.

By authority of S.C. Code 1976, Title 60, Chapter 1, the South Carolina State Library is responsible for a statewide program of library development and cooperation. This authority was recodified by Act 178 of 1985. The State Library is the central information service for State Government, State agencies, and the libraries of the state. It provides reference, bibliographic and interlibrary loan service to supplement the library resources of the state. It provides leadership and technical assistance in the development of statewide library programs and local library service. It provides library service to blind and physically handicapped users and guidance and assistance to state institutions in serving institutional residents. The State Library is also charged with administering and implementing within the state the library programs provided for in the Library Services and Construction Act, P.L. 84-597 as amended.

In order to address this goal the State Library has identified four objectives:

Objective 1. To enhance the administrative, planning, and support capabilities required for statewide library development.

The future of library development is directly related to the strength of the State Library. With scarce resources planning has assumed new prominence. Planners must be able to determine statewide needs, set goals and devise strategies to meet these needs. They must also be flexible enough to deal with budget fluctuations, as well as to respond to current and changing national and state concerns. The State Library must be able to administer state and federal funds in compliance with all state and federal requirements. As an agency of state government the State Library must also be able to respond to the ever increasing planning needs required by the state.

Coordination of LSCA documents with Governor's Office (Grants Services) and U.S. Department of Education will be emphasized so that the documents will be ready for approval as early as possible. The State Library will revise projects, etc. on a regular basis. LSCA evaluations will be submitted to the U.S. Department of Education by the December 31 deadline. The LSCA program will be coordinated by the LSCA Coordinator and the Director of Administrative Services.

In FY 92 the State Library will again attempt to acquire state funding to replace some of the LSCA funding used at the State Library. This should release additional LSCA funds for grants under Titles I and III. Failing this, similar requests will be made in subsequent years. Some success was made in FY 91 with this, but not enough to provide full state funding for basic State Library services.

Title II funding will require State Library administration in FY 91 and beyond. The State Library will develop a plan for state funding for public library construction during FY 91 for consideration by the General Assembly for FY 92. A total of \$500,000 will be requested.

Advisory Council activities will include quarterly meetings over the three year period. Each meeting will focus on a particular State Library program. See page 3 for FY 91 and FY 92 schedule.

Dissemination of information concerning LSCA activities is crucial to public understanding of the need for and the role of federal support for libraries. Publicity will be generated during the three year period for all LSCA projects. No statistical projections can be made on number of releases, etc. because they will be determined by the number and type of activities funded. A public information specialist will be hired by the State Library in FY 91 with state funds. In the past, the State Library has contracted with a public relations firm. Plans are to use for a third year the L+I+B+R+A+R+Y The Formula for Lifelong Education theme to promote library usage. Subgrantees are required to credit the use of LSCA in their programs when appropriate. When making subgrants the State Library provides a sample news release. It also informs members of the General Assembly of the grant and its purpose.

The General Administration, General Operations, and Library Interpretation projects will be continued to enable the State Library to conduct activities consistent with this objective. These are ongoing activities and as such will be continued throughout the planning period.

Objective 2. To provide a comprehensive collection of materials necessary to meet the Library's responsibilities as the central information resource for libraries of the state, as well as state government.

The State Library functions as the central unit of a statewide reference and interlibrary loan network designed to supplement and coordinate library resources in South Carolina. It also provides special information and reference services to state government and state agencies. The State Library will select, acquire, and maintain a collection of books, documents, microforms, periodicals, and federal and state documents, of sufficient scope and depth to meet the information needs of its various constituencies. The State Library anticipates its collection should grow in the following manner:

	FY 90	FY 91	FY 92	FY 93
Books	214,000	222,000	230,000	238,000
State Documents	39,000	44,000	50,000	56,000
Federal Documents	221,000	234,000	247,000	260,000
Microfiche	375,000	394,000	413,000	432,000
Periodicals	2,400	2,400	2,400	2,400

The state does not provide sufficient funding to meet existing needs. The FY 91 book budget is \$242,810. Therefore, the Strengthening the State Library Agency project will be continued at a lower level to supplement state appropriations with the goal of substantially expanding and strengthening the library's collections to better serve the libraries of South Carolina. It is anticipated that the South Carolina Library Network will increase demands for service. The State Library has set an objective of increasing use of reference and interlibrary loan services by 5% in FY 91. Increased usage due to the network will occur, but it is too early to project a figure (albeit higher than 5%).

Objective 3. To provide consultant services for public, institutional, and other libraries of South Carolina.

Four general consultants, one children's consultant, one adult services consultant, and one institutional consultant form the State Library's library development staff. The consultant corps is supplemented by members of the Reader Services staff, Technical Services staff, Handicapped Services staff, or Administrative staff, when appropriate. The consultants provide technical assistance to public and institutional libraries on such matters as budget preparation, personnel practices, collection development, and library construction. They assist with needs analysis, program planning, in-service training, and the implementation and evaluation of LSCA projects. The general consultants also supervise the administration of State Aid. The consultants work with library staffs, trustees, Friends, building committees, local government officials, and other groups interested in improving library service. A statewide Friends group which was organized in FY 89 began functioning in 1990. The State Library will support this fledgling group.

The decade of the '80's signaled a changing of the guard in public library directors. Retirements caused some vacancies, but most are due to low salaries which make it difficult to recruit directors, especially in smaller counties. Two new library directors were given orientation and assistance in FY 90. It is expected there will be three new directors to orient in FY 91.

Project objectives for the library development staff are discussed elsewhere in this document. It is estimated that library development staff members will make 250 field trips per year in furtherance of this objective. This includes trips made by the Director and Deputy Director as well.

Objective 4. To centralize at the state level programs and functions which cannot be handled economically or effectively by individual libraries.

The State Library maintains a collection of audiovisual materials, comprised of 16mm motion picture films, videotapes, slide/tape shows, filmstrips, audio-cassettes, and puppets which are available on loan to public, institutional, academic, and special libraries. The materials are also available to state employees. The only exception is the collection of children's audiovisual materials which are reserved (because of high demand) for the use of public and institutional libraries. Such a collection at the state level prevents costly duplication of expensive resources and makes available to the public a far broader selection of films than any library could provide alone. Due to the video proliferation, more individuals have access to feature films through in-home videos. Therefore, fewer feature films will be acquired. Instead, funds will be used to add more high-quality children's films. Outstanding documentaries will still be acquired. Additions to the collection of videos in the area of management will continue in FY 91 with state funds.

During FY 91, retrospective conversion of the audiovisual collection will begin. This will entail weeding the 16mm film collection. For this reason, the number of 16mm films in the projections will decrease.

	FY 90	FY 91	FY 92	FY 93
16mm Film Titles	2,350	2,250	2,350	2,450
Other Audiovisual Formats	900	1,000	1,100	1,200
No. of Programs	4,200	4,500	4,700	4,900
Attendance	120,000	125,000	130,000	135,000

In FY 90, thirty-three public libraries participated in lending audiovisual materials, to community groups and organizations. Increasing the number of libraries offering organizational service and the number of organizational users will be objectives in the next two years. Helping to meet these objectives is the fact that the South Carolina Literacy Association has placed on permanent loan at the State Library its collection of audiovisual materials. Public libraries in the state work closely with local literacy organizations, and in so doing borrow materials from the State Library's audiovisual collection. SCETV develops many fine programs related to the topic of parenting. Many of these programs, in 1/2" VHS format, are now on deposit at the State Library and are available to day care centers and technical colleges throughout South Carolina.

New audiovisual acquisitions will be announced in FY 91 in the quarterly adult services newsletter and in the newsletter published by the Children's Services Consultant. Special lists will also be printed and distributed at four regional children's preview sessions for public and state institutional libraries.

Since the creation of a children's consultant position in 1979 the State Library has provided increased services to public libraries in the area of children's programming.

A statewide summer reading program will be coordinated by the State Library each year. The film program also includes children's films. The children's consultant assists in their selection and advises libraries on programming films. The Early Childhood Media Collection catalog was revised in 1990 to include materials in the State Library collection, providing easier access to the materials for parents and staff of child care centers. A survey of users will be carried out to ascertain needs so that new materials may be added to reflect needs. Promotion of the collection will continue. Use of the videotape "Read to Someone You Love" which stresses the value of reading aloud to children and which was produced in cooperation with the University of South Carolina College of Library and Information Science and the South Carolina Humanities Council will continue.

The State Library is planning a second Young Readers Day celebration in November 1990. Schools, public libraries, and reading councils around the state will cooperate activities promoting reading and reading aloud. Over 700,000 children are expected to participate by wearing decal stickers proclaiming the day.

The Children's Services Advisory Committee will continue to meet regularly and has identified continuing education as an on-going need. Workshops and regional meetings will be held to provide information and to assist staff of public libraries in learning and refining skills in materials selection, planning and evaluation, and techniques of using books and materials with children and youth. The Children's Services Consultant will act as advisor and member of a task force appointed by the South Carolina Library Association section on Service to Children and Youth to develop guidelines for children's services in South Carolina. These guidelines will be a useful tool in educating library boards and citizens on the elements present in quality library service to children and in assisting libraries in setting their own goals for service.

The State Library will provide continuing education opportunities for professional and non-professional librarians and for library trustees each year. In addition to formal courses offered by academic institutions, the state Library will also plan special workshops given by staff members or consultants to support current programs and activities. The State Library has asked the President of the Association of Public Library Administrators to appoint a committee to work with its staff in developing a continuing education schedule. Suggested topics are a management workshop for directors, a planning process meeting, a workshop on countywide service, and one for trustees. Cooperative activities will be planned whenever appropriate with the University of South Carolina's College of Library and Information Science. Increasing emphasis on cooperation, automation, and networking will necessitate more continuing education activities for all types of libraries under LSCA Title III (such as Cooperative Reference Exchange) in addition to traditional Title I activities.

GOAL II. TO EXPAND AND IMPROVE PUBLIC LIBRARY SERVICES THROUGHOUT THE STATE, PROVIDING ACCESS FOR EVERY RESIDENT, SO AS TO FURTHER THE EDUCATIONAL, VOCATIONAL, ECONOMIC, AND CULTURAL ENRICHMENT OF ALL CITIZENS.

Objective 1. To develop equitable and sufficient financial support for library services from local, state, federal and other funds.

In FY 89 local support for public libraries was 85.2%, state support was 11.7%, federal support was 2.1%, and private contributions were less than 1%. This ratio has remained relatively constant over the last several years.

Property taxes at the local level remain the primary source of public library funding. Statewide property reassessment has caused some counties to provide no growth budgets over the past few years. Possible changes in local taxing structures (the rollback of property taxes and the beginning of a local option sales tax) may impact library support. Local support is \$7.96 per capita in FY 90. Future goals are \$8.25 for FY 91, \$8.75 for FY 92, and \$9.25 for FY 93. Uneven local support will continue to be a problem. The State Library will continue to publish South Carolina Public Libraries Annual Statistical Summary to provide libraries with comparative data for budget justifications.

State Aid for public libraries in South Carolina began in 1943. See page 22 for a historical review of State Aid. The General Assembly has funded State Aid at \$1.05 per capita for FY 91 with a minimum grant of \$15,000 per county. The State Library will request an increase to \$1.50 per capita with no county receiving less than \$15,000 in FY 92.

APLA, library trustees, and Friends are also promoting the continuation of federal support for libraries. Top priority now is the continued funding of LSCA.

Public libraries, as noted above, receive less than 1% of their operating support from private contributions. There has been an increase in contributions for capital improvements in recent years which can primarily be attributed to the availability of Title II funding. With continued Title II funding this should continue. Automation projects are also encouraging contributions.

Objective 2. To provide incentive grants to public libraries for services and activities which support state and LSCA priorities, including personnel, collection development, and equipment.

The State Library will continue to offer per capita grants for public libraries to improve or extend service in areas of demonstrated need, consistent with LSCA priorities. Grants will be made available to strengthen existing library programs by adding trained staff; to extend service to new groups by a variety of outreach methods, such as bookmobile programs, deposit collections, and innovative and/or experimental programs targeted for certain groups; to expand, improve, or maintain the resources of public libraries by the purchase of new books, periodicals, audiovisual materials, other non-print media, and purchase or lease of library equipment; and to implement programs of publicity to keep the public informed of the services offered by public libraries; and for planning activities; and to assist libraries in providing materials and conducting programs aimed at preventing or eliminating drug abuse.

The Library Development Project, which is intended to improve or extend services in areas of demonstrated need, is a per capita grant project. In FY 90 funding was thirteen cents per capita with a cap of \$30,000 and a minimum of \$3,500. Libraries are required to meet a minimum level of local support to qualify. The floor requirement for FY 91 is \$4.25. It is anticipated that FY 91 funding will be thirteen cents per capita. Grant levels for FY 92 and FY 93 will not be decided until each year's LSCA appropriation is known.

In order for public libraries to take advantage of the benefits of technological development, the Public Library Automation and Technology Project is available. It will continue in FY 91 and the foreseeable future. The South Carolina Library Network will continue the emphasis on computer technology in libraries. Coordination of these grants will be made with Title III grants when appropriate.

The State Library has established a goal of two books per capita for public libraries. In FY 90 public libraries owned 1.6 books per capita based on the 1980 census. When the 1990 census figures becomes available, per capita statistics will decrease sharply. LSCA funding should assist libraries to increase their holdings to 5,300,000 in FY 91, 5,600,000 in FY 92, and 5,900,000 in FY 93. As libraries develop machine-readable records, collections are being inventoried. This will result in an increase in weeding and identifying lost materials which should have a negative impact on per capita holdings.

There are 180 professional librarians employed in South Carolina's public libraries. This figure has remained relatively constant over the last several years. Projections in the past of adding ten per year have proved to be unrealistic. A projection of five per year is now being made. New buildings in some cases have caused libraries to increase staff size. Low salaries often cause high turnover in these positions. With recent increases in public school salaries due to the Education Improvement Act some librarians are resigning to become school librarians for more money and often less responsibility.

Since the population of the City of Columbia has dropped below 100,000 as determined by the Secretary of Education, the MURLS provision of LSCA Title I will not apply even though the appropriation is expected to exceed \$60 million.

Objective 3. To extend public library service to special constituencies, including the disadvantaged, children, the elderly, the illiterate, the unserved, and persons of limited English-speaking ability.

As stated elsewhere in this document the State Library believes that basic library service needs -- information, education, and recreation -- are the same for all groups, but the methods of delivering these services must necessarily be tailored to meet the special needs of each group. South Carolina public libraries provide materials for new adult readers, space for literacy tutoring, referrals for literacy training, service to nursing homes, to senior citizen centers, day care programs, and local jails.

Under its Service to the Disadvantaged project the State Library has addressed the needs of the disadvantaged in various ways. These projects have had effects far beyond the locales and population groups originally designated as targets. They have been the instruments for changing staff and public attitudes concerning library goals and services, in bringing new groups of users into the library to participate in traditional activities, and in revealing additional areas of service to be explored.

As always, throughout the three year period, local libraries will be encouraged to submit applications which address the special needs of the disadvantaged. For all disadvantaged grants priority will be given to counties with over 25% of their population being disadvantaged. The second priority is counties with over 15% disadvantaged. The third priority is to counties with over 20,000 disadvantaged citizens, but not 25% of the population.

The State Library has identified two major problems in providing service to the disadvantaged: physical access to library service and illiteracy. Projects have been designed to address these problems.

One of the most effective means of providing library service to the disadvantaged in South Carolina is bookmobile service. Over the past several years LSCA grants have enabled seventeen libraries to purchase new bookmobiles. As other bookmobiles wear out in counties eligible for a Service to the Disadvantaged grant, grants will be available to replace them. This will be true throughout the three year period. A priority will be assisting grant recipients and other libraries to develop their bookmobile services to better meet the needs of the disadvantaged.

Illiteracy remains a major problem in South Carolina with 25.7% of adults over 25 years of age considered to be functionally illiterate. Over the years the State Library has encouraged public libraries to become involved in local efforts to eradicate illiteracy. The focus on illiteracy has become sharper in recent years. Even before the P.L. 98-480 emphasis, cooperative efforts were underway in South Carolina to address this problem. A separate literacy project was begun in FY 86 and will continue. A highly successful statewide literacy workshop funded by FY 86 LSCA Title VI assisted the various players involved in adult literacy efforts to cooperate. State Library is administering a FY 90 Title VI grant and will be applying for a FY 91 Title VI grant.

Under the Service to Children project, the State Library initiated, in FY 89, a grant program to fund basic services to children in counties where such services have been underdeveloped and limited, to test or demonstrate innovative programs and services which may be adapted for use in other libraries, to promote and coordinate activities in cooperation with other community agencies serving children and to develop community understanding of the role of library service in the intellectual and social development of children. This program has proved to be highly successful and will continue through FY 91.

South Carolina's over 65 age group increased 50.4% in the last decade. The State Library, in light of the emphasis placed on serving this group in the LSCA Amendments of 1984, will evaluate programs for the elderly. Libraries will be encouraged to target local, State Aid, and LSCA (library development and service to the disadvantaged) funds to meet the library needs of the 287,328 people in this category. A grant program is designed to meet the needs of the elderly population.

Because of their low number the State Library has chosen not to treat service to those with limited English-speaking ability as a priority. The central collection developed with LSCA funding is still maintained at the Charleston County Library and is available on interlibrary loan. No additional LSCA funds will be devoted to this purpose.

Objective 4. To encourage provision of public library facilities adequate in space, design, and access to meet the needs of the community.

The State Library surveyed public libraries in May 1988 to determine current space needs. Nearly every library expressed a need for additional space. Six (6) libraries expressed a need for a new headquarters building, while another ten (10) libraries need to enlarge existing headquarters libraries. The biggest need is in the area of branches. There is a need for thirty-five (35) new branches and twelve (12) enlarged branches. The total square footage needs exceed one million square feet. It is estimated that three or four projects can be funded per year if LSCA Title II is funded at the FY 89 level. The State Library will develop a plan for state funding for public library construction for consideration by the General Assembly for FY 92.

State Library staff members work with public library staffs, boards, and local officials in the writing of building programs, drawing of initial floor plans, critiques of architectural drawings, furniture layout, fund raising, and justifying need to County Councils. The major story of recent years was the willingness of the people to raise money for their library. From the activity that has been generated, it is obvious that LSCA Title II funds have served as an incentive for local effort.

GOAL III. TO EXTEND AND IMPROVE LIBRARY SERVICES TO SPECIAL CLIENTELE: THE INSTITUTIONALIZED AND PHYSICALLY HANDICAPPED.

Objective 1. To promote the establishment and development of institutional library service capable of supporting treatment, education, and rehabilitation programs in state-supported institutions.

Since 1967 the State Library has provided assistance to libraries in state-supported institutions. The original goal of library service in all institutions has been reached. As new institutions are created, library service is often planned as an integral component. Activities now center on improving the quality of service. The State Library provides consultant services to all state-supported institutions and collection development grants to those institutional libraries that meet the support requirements for the grant program. In addition, the State Library provides continuing education opportunities, reference assistance, interlibrary loan services, and film services. Library support has increased dramatically with the grant program, but escalating costs of all materials and services, added to uncertain state economies, result in inadequate provision of library services. As agencies add more libraries there is a need to increase materials budgets.

A major activity will be the continuation of an evaluation of the institutional library program conducted by the institutional consultant. It has been over 20 years since a study was conducted on this program. This evaluation will be completed in FY 91 and will provide data for future LSCA initiatives.

Since no institution meets standards for size of their collection, grants for the foreseeable future will continue to emphasize collection development. Due to changing populations (in size and type) the appropriateness of certain materials has been questioned. Libraries are developing collection development policies consistent with the abilities of the clientele to be served. The major redirection of collections is with institutions serving the mentally retarded.

With most educable and trainable retarded children being mainstreamed into the public schools, the residential centers are now working with those who are profoundly retarded and/or older residents who have been in an institution for the greater part of their life and are incapable of living outside. Toys, games, and realia are more appropriate materials for providing library service than books. Efforts will continue to increase these collections. Collection size in mental health institutions approach quantitative standards. The need is to weed these collections and replace worn, outdated materials. The School for the Deaf also meets quantitative standards, but its collection is an old one and continues to need weeding. Weeding is a need at all other institutions, though less so at the State Hospital and Midlands Center where major weeding programs have been completed. Children assigned to the schools run by the Department of Youth Services have library service available only during school hours. Their collections are also underdeveloped. A realistic objective is to increase inadequate local book budgets by 10% each of the next three years. The Department of Corrections has exceeded the ACA/ALA goal of five books per inmate. The need remains for additional funds to maintain these collections and provide for new libraries as they are opened. The State Library is able to supplement institutional holdings with interlibrary loan and the film program. An objective will be to increase use of these services by 5% in each of the next three years. Three mental health libraries access the State Library through the South Carolina Library Network. All institutions are understaffed. The institutional consultant in meetings with administrators will attempt to get staffs increased, but little hope is offered since the state is reluctant to add new positions.

For those institutions too small to maintain a full program of library service, the institutional consultant will continue to select paperback materials. These include institutions serving the physically handicapped and those addicted to alcohol and drugs, and a long-term care mental health facility.

Continuing education opportunities for institutional librarians and staff have increased in recent years as a result of State Library activity.

Objective 2. To provide special programs of library service for visually and physically handicapped residents.

The South Carolina State Library has the responsibility for providing library services to the blind and physically handicapped of the state. The Department for the Blind and Physically Handicapped cooperates with the Library of Congress National Library Service for the Blind and Physically Handicapped. Anyone who is unable to read conventional print due to visual or physical handicap is eligible for service. According to Library of Congress estimates, 43,705 South Carolinians are eligible; 8,270 are currently registered. The long-range goal is to serve 40%, the same percent using public libraries. An interim goal is to register 1,000 new readers each year for the next three years. The NLS feels that readership in this service nationwide may be leveling off. We will monitor readership in South Carolina to determine if that is true here. In FY 90, 245,974 books were circulated. The goal is to increase circulation by 5% each year of this plan. The acquisition of an automated circulation system in FY 87 has sharply increased circulation. In order to serve readers of braille the library will continue to contract with the North Carolina State Library.

A volunteer coordinator was hired in its FY 89. DBPH has begun an in-house recording program using the recording studio and professional quality recording equipment acquired in FY 88. Additional volunteers in other areas have been recruited. Mailing lists, damaged book repair, weeding and other collection development tasks are ideally performed by volunteers. The automated circulation system provides much data that volunteers can help analyze for DBPH use. A formal training program has been developed for volunteer orientation.

A major push to promote this service continued this year. NLS produced and locally produced materials were used. Talks before various groups, television appearances, and exhibits were increased. The library has experienced an increase in "walk-ins" curious about what a library for the blind and handicapped provides since this library is located in the same building as the new State Museum. This free publicity should continue to result in greater public awareness of this service and probably in increased patronage.

The 1984 ALA revised standards for this service are being met either fully or partially. As time and funds permit the library will attempt to meet other standards. The Advisory Council, composed of users and other providers of service to the handicapped, meets semi-annually. Workshops are held for public libraries, emphasizing the role public libraries can play in the provision of this service. Part of this program's success depends on how well front-line staff at public libraries are informed about it. These workshops, both in-house and in public libraries will continue. Meeting space in the library has enabled staff to better present material to other groups as well.

GOAL IV. TO FACILITATE OPTIMUM UTILIZATION OF SOUTH CAROLINA'S TOTAL LIBRARY RESOURCES BY MEANS OF COOPERATION AND RECIPROCAL ACTIVITIES AMONG LIBRARIES OF ALL TYPES AND AT ALL LEVELS.

Objective 1. To provide access to library collections in the state.

The State Library operates the South Carolina Library Network. The central component is the State Library's integrated on-line system, which currently includes public access catalog, circulation, electronic bulletin board, audio visual booking, and interlibrary loan. This system provides local libraries access to State Library materials. The system is capable of linking other bibliographic and databases in the state. The system is planned for phased growth and expansion. In late FY 90, the U.S. Federal Documents Collection (Fed Cat) was added as a separate database. Libraries will be offered access and receive special training in this database in FY 91.

Access to the OCLC database through SOLINET provides the basis for most interlibrary cooperative programs in South Carolina. There are 54 South Carolina libraries which participate as SOLINET full members. Title III grants will continue to be used when appropriate to encourage membership. Retrospective conversion grants, as well as tape-load setholding of existing bibliographic records of non-OCLC members into the SOLINET database, will be considered.

The State Library will continue to operate the South Carolina Library Database as a component of the South Carolina Library Network based on the OCLC Group Access Capability (GAC) which was established in FY 89 with 47 members. Thus, a total of 101 South Carolina libraries are participants in the South Carolina Library Database. This project will be expanded with additional selected users and tapeloading of bibliographic records of some selected users. The State Library will continue to promote the use of SoLine GAC sponsored by SOLINET.

Network plans call for a statewide union list of serials. In FY 89, the Charleston component was completed. This includes the holdings of the Charleston County Library, the College of Charleston, Citadel, Baptist College of Charleston, Trident TEC, and the Medical University of South Carolina. In FY 90 the serials holdings of 19 libraries participating in the South Carolina Health Information Network (SCHIN) were added to the database as well as the holdings of the eight University of South Carolina regional campus libraries. The South Carolina Union List of Serials issued in FY 90 now contains those records as well as those from the Columbia area (State Library, Richland County Public Library, Columbia College, USC School of Medicine, USC Thomas Cooper Library (Science Library), and the Department of Health and Environmental Control). This database is maintained by the USC School of Medicine Library. This project will continue in FY 91 and possibly will be expanded to include other periodical listings. The FY 88 serials study committee report recommended that the South Carolina Library Network plan to provide on-line linkings to the serial holdings of Clemson University and the University of South Carolina. Clemson is presently barcoding detailed holdings information into its database; USC is planning to bring up its serials database in the next few years.

It is envisioned that the statewide union list of serials may require a menu approach to these separate databases rather than one single union list. The SCLN will provide the means for accessing the serials collections of the state. The State Library plans to test on-line dial-access for selected users into the State Library's serials database.

The State Library has awarded eleven (11) grants to purchase telefacsimile equipment to libraries with major serials holdings to expedite the delivery of periodical requests. The telefacsimile projects will continue in FY 91. Additional grants may be made.

Future SCLN plans call for the addition of other system functions such as acquisitions, reference information, and newspaper index. At the state level, plans call for union listing of statewide collections deemed most significant for interlibrary loan and resource sharing. Network expansion will be expanded to include other libraries, such as additional academic and special libraries which do not currently have access due to lack of equipment.

The State Library's Coordinator of Network Services will continue efforts to increase use of the South Carolina Library Network by conducting regional workshops and field work. Training will be on-going to train new staff and to review system capabilities with existing staff. State Library staff will also assist libraries to develop better understanding of how to use local resources more effectively. A statewide publicity effort to promote awareness of the South Carolina State Documents Depository materials by the public and the library profession will be included in FY 91. In FY 91 and 92, the Coordinator of Network Services will conduct numerous training sessions to introduce SCLN users to new public access software searching techniques which provide keyword and boolean search capabilities. The Documents Librarian will also visit documents depository sites. Grants will be made for other continuing education opportunities.

The State Library will promote the South Carolina Library Network, as well as use of libraries in general which should lead to increased usage of the SCLN. A major display unit has been developed to use at conferences and other appropriate times. It will continue to be used to promote the SCLN.

The State Library will continue its membership in PALM COP to be of service to other libraries in the event of disasters and to promote the sharing of preservation information among South Carolina libraries. It will also sponsor a workshop on library binding techniques in FY 91.

Objective 2. To provide interlibrary loan and reference services from the State Library.

The State Library will continue to serve as the primary source of interlibrary loan and reference service for libraries of the state. Public, academic, technical, institutional, and special libraries are users of this service. An objective for FY 91 is to increase use of this service by 5%. Use is defined in terms of circulation, not new users. Projections for FY 92 and FY 93 are set at 5% also.

The State Library in FY 91 will continue to evaluate the impact of school library participation in the SCLN. Three school districts received access in FY 89. The State Library selected five (5) high school libraries in FY 90 for direct access to the State Library's reference and interlibrary services. These five high school libraries will begin using the SCLN in FY 91. There is a possibility that additional school libraries will be offered SCLN access in mid FY 91. The results of these projects will determine the impact of school library participation in the future.

As an enhancement to interlibrary loan the State Library searches on-line data retrieval services in response to research requests. As new databases become available, the library will subscribe to those considered significant in providing needed information.

New Resources, a monthly listing of recent State Library acquisitions, will continue to be published to encourage use of the materials listed.