

DOCUMENT RESUME

ED 327 470

SO 030 474

TITLE World History Studies: World History Studies I,  
 Honors World History Studies I.

INSTITUTION Fort Worth Independent School District, Tex.

PJB DATE 89

NOTE 115p.; For related documents, see SO 030 470-476.

PUB TYPE Guides - Classroom Use - Guides (For Teachers) (052)

EDRS PRICE MF01/PC05 Plus Postage.

DESCRIPTORS Course Content; \*History Instruction; Instructional Development; Instructional Materials; Learning Activities; Secondary Education; Social Studies; Student Educational Objectives; Teaching Methods; Units of Study; \*World History

IDENTIFIERS Fort Worth Independent School District TX

ABSTRACT

This curriculum guide to world history studies and honors world history studies in Fort Worth (Texas) schools contains the following materials: a statement of philosophy and broad goals for each content area; objectives organized around broad content goals or strands that define specific expectations for students, prekindergarten through grade 12; scope and sequence charts; instructional planning guides that include suggested teaching activities; sample units that show the instructional planning/thinking processes used by teachers; bibliographies, annotated lists of school and community resources, reading lists, and additional supplementary materials. (DB)

\*\*\*\*\*  
 \* Reproductions supplied by EDRS are the best that can be made \*  
 \* from the original document. \*  
 \*\*\*\*\*

ED327470

# WORLD HISTORY STUDIES

## World History Studies I Honors World History Studies I

U.S. DEPARTMENT OF EDUCATION  
Office of Educational Research and Improvement  
EDUCATIONAL RESOURCES INFORMATION CENTER (ERIC)

\* This document has been reproduced as received from the person or organization originating it.  
 Minor changes have been made to improve reproduction quality.

• Points of view or opinions stated in this document do not necessarily represent official OERI position or policy.



"PERMISSION TO REPRODUCE THIS MATERIAL HAS BEEN GRANTED BY

Nancy J  
Timmons

TO THE EDUCATIONAL RESOURCES INFORMATION CENTER (ERIC)."

SO 030 474

# FORT WORTH

The logo for Fort Worth, Texas, featuring the words "FORT WORTH" in a serif font. The letter "O" in "WORTH" is replaced by a stylized globe. Below the text are several horizontal lines of varying lengths, creating a sense of depth or a stylized base.

© INDEPENDENT SCHOOL DISTRICT  
FORT WORTH, TEXAS  
1989

## TABLE OF CONTENTS

Board of Education.....	iii
From the Desk of the Superintendent... ..	v
To the Teacher.....	vii
FWISD Mission Statement; Goals.....	ix
<b>World History Studies</b>	
Acknowledgments.....	SS-i
Philosophy.....	SS-iii
Rationale and Purpose.....	SS-v
Goals.....	SS-vi
<b>World History Studies I</b>	
Objectives .....	WH-1
Recommended Course Sequence .....	WH-3
<b>Honors World History Studies I</b>	
Objectives .....	HWH-1
Recommended Course Sequence .....	HWH-3
Prerequisites/Entry Criteria for Honors Courses .....	HWH-7
Teaching Strategies.....	TS-1
Essential Elements.....	EE-1
<b>Safety</b>	
Resources, Strategies, and Planning.....	1
Teacher Response Form	

# Board of Education

MR. GARY J. MANNY ..... PRESIDENT  
MRS. CAROLYN BELL ..... VICE PRESIDENT  
MR. T. A. SIMS ..... SECRETARY  
MRS. EVA M. HERRERA  
MRS. JEAN C. MCCLUNG  
DR. JACK MORROW  
MRS. CHRISTENE C. MOSS  
MR. STEVE PALKO  
MRS. MARSHA R. WEST

## Administrative Staff

Dr. Don R. Roberts..... Superintendent of Schools  
Mr. Eugene Gutierrez ..... Associate Superintendent  
Non-Instructional Services  
Dr. Morris L. Holmes ..... Associate Superintendent  
Instructional Services  
Ms. Jo Ann Houston ..... Assistant Superintendent  
Personnel Services  
Dr. Dan Powell ..... Assistant Superintendent  
Elementary and Secondary Education  
Dr. Midge Rach..... Assistant Superintendent  
Instructional Planning and Development  
Mr. Eldon Ray ..... Assistant Superintendent  
Non-Instructional Services  
Mr. Joe Ross ..... Assistant Superintendent  
Community, Employee, and Governmental Relations  
Dr. John Sawyer ..... Assistant Superintendent  
Business and Finance  
Dr. J. D. Shipp..... Assistant Superintendent  
Instructional Support



*from the desk of the*

# *Superintendent*

*"Today's schools shape tomorrow's society."*

*"The challenge... is to prepare all students to participate in further education and to become productive employees..."*

*"The curriculum is the tool through which we must equip students for success in a complex and changing world."*

Today's schools shape tomorrow's society. In two short decades, our secondary and elementary students will be the citizens, scholars, scientists, and leaders determining the destiny of our country and our world.

The challenge facing educators, then, is to prepare all students to participate in further education and to become productive employees in the workplace. This challenge includes planning and delivering instruction which results in broad and widespread achievement of the core curriculum by all students.

The curriculum is the tool through which we must equip students for success in a complex and changing world. Graduates of our schools must be able to use the intellectual tools they have acquired in school in order to participate intelligently in our democracy, enjoy lifelong learning, and make a living in a competitive world where the most sought after talents are learning, thinking, and self-discipline.

In addition to the delivery of a strong curriculum, the challenge can be met through improved access to educational opportunities, higher expectations for students, and expanded school-community-parent partnerships.

Don R. Roberts  
Superintendent of Schools  
August, 1990



*"This curriculum guide represents a reconciliation of curriculum and the limits of time."*

*"...this document includes a statement of philosophy and broad goals... objectives...scope and sequence... instructional planning guides which include teaching activities... [and] sample units..."*

*"Use the guide as a resource for instructional planning and reference its use in both lesson plans and grade books."*

# To The Teacher:

This curriculum guide represents a reconciliation of curriculum content and the limits of time. Its purposes are to promote greater student achievement through alignment of the written, the taught, and the tested curriculum; and to promote broader and higher levels of thinking through objectives, and strategies which integrate content and cognition.

Teachers and staff have worked to define the curriculum for the Fort Worth Independent School District. Their efforts have resulted in the production of this document which includes

- a statement of **philosophy** and broad goals for each content area. These should help guide curricular decisions and articulate the district's aspirations for students as a result of their participating in a program or programs.
- **objectives** organized around broad content goals or strands. These define more specific expectations for students in each subject or course, prekindergarten through Grade 12.
- **scope and sequence** charts which display the core content of a subject or course and how this content develops over the span of various instructional levels.
- **instructional planning guides** which include suggested teaching activities, assessment types, and reteaching and enrichment ideas.
- **sample units** which show the instructional planning process or the kind of thinking that teachers engage in as they plan instruction.
- **bibliographies**, annotated lists of school and community resources, reading lists, and other supplementary materials.

Your role in the successful use of this guide is crucial. Use the guide as a resource for instructional planning and reference its use in both lesson plans and grade books. We hope you will join the collaboration by contributing ideas for activities, assessments, and units as well as by responding to the appropriateness and utility of this document. Response forms are included to facilitate this process.

We acknowledge the contributions of curriculum writing teams and the leadership of program staff without whom this guide would not have been possible. We appreciate, also, the desktop publishing skills and expertise of the Office of Curriculum Production and Distribution in formatting and printing this publication.

Midge Rach, Assistant Superintendent  
Instructional Planning and Development

Nancy Timmons, Director  
Curriculum

August, 1990

# FORT WORTH INDEPENDENT SCHOOL DISTRICT

## MISSION STATEMENT

The mission of the Fort Worth Independent School District is to prepare students to assume economic, social, civic, and cultural responsibilities in a complex and changing society. This requires the provision of a well-balanced curriculum for all students that assures mastery of the basic skills of literacy, mathematics, and critical thinking. In addition to establishing this broad intellectual base, the district must provide opportunities for all students to develop attitudes and skills that promote mental, physical, and emotional fitness; economic and occupational proficiency; an appreciation for the aesthetic; and lifelong learning.

## GOALS

- Goal 1 **STUDENT PERFORMANCE**--All students will be expected to meet or exceed stated educational performance standards of high achievement, master the essential elements, and participate in appropriate school programs.
- Goal 2 **CURRICULUM**--Offer a well-balanced curriculum in order that students may realize their learning potential and prepare for productive lives.
- Goal 3 **QUALITY TEACHING AND SUPERVISION**--Ensure effective delivery of instruction.
- Goal 4 **ORGANIZATION AND MANAGEMENT**--Provide organization and management which will be productive, efficient, and accountable at all levels of the educational system.
- Goal 5 **FINANCE**--Provide adequate and equitable funding to support quality instructional programs and quality schools.
- Goal 6 **PARENT AND COMMUNITY INVOLVEMENT**--Improve schools by involving parents and other members of the community as partners.
- Goal 7 **INNOVATION**--Improve the instructional program through the development and use of alternative delivery methods.
- Goal 8 **COMMUNICATIONS**--Provide consistent, timely, and effective communication among all public education entities and personnel.

# ACKNOWLEDGMENTS

To ensure broad-based participation in the development of this document, curriculum writing teams were composed of teachers representing a cross section of the Fort Worth Independent School District. In addition, various curriculum components were validated through sampling procedures involving the entire district. This document, therefore, is the result of the efforts and collaboration of many teachers and administrators.

The Social Studies Department gratefully acknowledges the contributions of persons who served on curriculum writing committees as well as those who participated in the validation process. Members of the curriculum writing committees are as follows:

## Authors

Leann Adams, Paschal HS	Marjorie Hughes, Glen Park ES
Vicki Andrews, Rosemont MS	Henry Earl Johnson, Handley MS
Suzanne Barton, Paschal HS	Joyce Howard Johnson, Stripling MS
Sammie L. Benton, East. Hills HS	Renee Karriem, Mid. Lvl. Lrng. Ctr.
Patsy Berry, Ridglea Hills ES	Sara Kimble, James MS
Shirley J. Burley, D. Hill-Jarvis HS	Danny Lamb, North Side HS
Ann Carrasco, Kirkpatrick MS	Aretha Livingston, V. Zandt-Guinn ES
Sylvia Cedillo, Elder MS	Gene Mahurin, Western Hills ES
Ann L. Cotton, Wyatt HS	Phyllis Mandell, Como Montessori
Carolyn Creel, Mastery Lrng. Spec.	Bill Manx, Mastery Learning Specialist
Melayne Daniel, Green ES	Ruby McEwing, Logan ES
Shirley Daniel, Hubbard ES	Kris McIntosh, Southwest HS
Mary Dederichs, South Hills ES	Evelyn Meeks, Coord. Morningside Pre IB
Martha Diaz, Howell ES	Gwen Merritt, Como ES
Hazel Dorsey, South Fort Worth ES	Robert Metcalf, Eastern Hills HS
Sybil Echols, Paschal HS	Leon Mitchell, Eastern Hills HS
Evyonne Eddins, Rosemont MS	Marjorie Moritz, Paschal HS
Stephanie Enos, Polytechnic HS	Norma Muldrew, Dunbar MS
Terri Estes, Helbing ES	Nancy Murray, Arlington Heights HS
Mary Finlayson, Keystone Wrtg. Spec.	Pam Nelson, Southwest HS
Elizabeth Gonzales, Wash. Hghts. ES	Millie Newsome, Wedgwood MS
Virginia Graham, Green ES	James Norman, Carter-Riverside HS
Marjorie Haney, Monnig MS	Mary Jane Onnen, Como Montessori
Brenda Harris, Meadowbrook MS	Marjory Philp, Paschal HS
Lynn Hartman, Stripling MS	Donna Pressly, Eastern Hills HS
Doris Henderson, Paschal HS	Benny Reynolds, McLean MS
Roberta Holliday, Westcreek ES	Wilma Rhodes, Dillow ES
Sue Hollingsworth, Burton Hill ES	Mary Roberson, Eastern Hills ES
Ann Hoover, North Side HS	Dorothy Robinson, Mitchell Blvd. ES
Gloria Horton, North Side HS	Judith Rodriguez, Dunbar MS



# ACKNOWLEDGMENTS continued

## Authors

Emma Roesch, Polytechnic HS	Kathleen Thompson, Meacham MS
Howard Rosario, Denver Avenue ES	Paul Thompson, Meacham MS
Verma Russell, Logan ES	Pamela Tyler, Elder MS
Charlotte Sassman, Benbrook ES	Pam Walker, Como Montessori
Ronald Schultze, Rosemont MS	Ruth Weidner, Burton Hill ES
Shirley M. Schuster, Arl. Hghts. HS	Maria Wells, Morningside MS
Kay Shambaugh, Keystone Writing Spec.	Alison White, Ridglea Hills ES
Beth Sims, Waverly Park ES	Lillie Williams, Como ES
Tom Strother, Western Hills HS	Phyllis Wright, Arlington Hghts. HS
Nancy Stroup, Ridg. Hls./Tanglewood ES	Jhoni Wright-Williams, Paschal HS

Sy Karlin, Program Director  
Social Studies

# SOCIAL STUDIES EDUCATION GRADES PK-12

*We can chart our future clearly and wisely only when we know the path which has led to the present.*

*--Adlai Stevenson (1952)*

## PHILOSOPHY

**T**he social studies program assumes responsibility for some of the major purposes of education: recognizing the diversity of cultural heritage and improving our society through the preparation of students for responsible citizenship. This means that the program must produce individuals who possess a working knowledge of the economic, geographic, cultural, political, and social factors that make up the human ecosystem. Students must also understand, experience, and gain appreciation for the principles of democracy, rule of law, fair play, the work ethic, and civic responsibility. Without a conscious effort to teach and learn these things, a free republic can not endure. Thus, a priority for the social studies program is to ensure the survival of the United States as a free nation through the development of enlightened democratic citizens. Social studies education is, therefore, centrally concerned with the teaching of citizenship and government.

**E**nlightened citizens have a knowledge of their past. Such knowledge informs and builds on the strengths of the past and avoids the repetition of its errors. Social studies education, then, is concerned with history. An emphasis on the chronology of history does not negate a thematic approach to the other social sciences but builds upon the interrelationships existing among the disciplines.

**S**ocial studies education is likewise concerned with geography. It begins with place awareness and knowledge of physical characteristics and leads to awareness of the decision-making process in relation to the environment. Responsible citizenship presumes an ability to participate effectively at local, state, national, and international levels. Social studies education must prepare students for informed economic decision making based on the ability to analyze the operations, benefits, and limitations of our free enterprise system. Finally, recognizing the multi-ethnic population of our society leads to an awareness of our cultural diversity. Shared cultural knowledge is important because it is basic to an understanding of our pluralistic society.

## PHILOSOPHY continued

Students must be able to understand and function in an ever changing, complex world of interdependence. They must be prepared to work creatively, aesthetically, and ethically toward the resolution of human problems. This ability depends on the nurturing of favorable attitudes and a general and widespread proficiency in basic intellectual as well as participatory skills. Social studies education, therefore, is concerned with multi-cultural studies, critical thinking and decision-making skills, and integrating these skills into the total program.

# SOCIAL STUDIES EDUCATION GRADES PK-12

## RATIONALE AND PURPOSE

The purpose of this guide is to provide teachers a tool for planning instruction in social studies which is targeted toward local goals and objectives as well as to the Texas Education Agency essential elements. This document is not designed to be restrictive; rather, it should assist teachers in making instructional decisions which will result in the mastery of objectives by all students.

This guide has been prepared to serve the social studies program in the following ways:

- Improve curriculum, instructional planning, and decision making.
- Provide criteria for the selection of textbooks, supplemental instructional materials, and assessments
- Communicate curriculum content to educators and the community
- Provide instructional strategies for PK-12 articulation

# SOCIAL STUDIES EDUCATION GOALS

The student will:

1. **Recognize** the past, present, and future consequences and/or implications of geography, history, economics, politics, and other social science disciplines on humankind.
2. **Demonstrate** an understanding that people and the environment are interrelated.
3. **Demonstrate** a global awareness and understanding of world-wide interdependence.
4. **Demonstrate** an awareness, appreciation, and acceptance of cultural diversity.
5. **Demonstrate** an awareness and basic understanding of social problems, concerns, and issues.
6. **Demonstrate** an understanding of and support for the democratic process.
7. **Assume** economic, civic, and cultural responsibilities.
8. **Apply** problem-solving techniques to real-life situations.
9. **Demonstrate** effective communication skills in order to function in a global society.
10. **Integrate** and apply concepts from various social science disciplines.

# Social Studies

## WORLD HISTORY STUDIES I

### OBJECTIVES

THE LEARNER WILL:	ESS. ELEMENTS		TAAS*
	CONTENT	A/V/S**	
<b>A. Strand 1 Development of Early Civilization</b>			
1. Compare and contrast early river valley civilizations: Nile, Tigris, Euphrates, Yellow, Indus	2A	4A-D	R1
2. Explain the development of Aztec, Mayan, Incan, Indian (subcontinent), and Chinese civilizations	2B-D	4F-G	R4
3. Identify Greco-Roman historical developments and their impact on modern civilization	3A	4B	R1, 4-5
<b>B. Strand 2 Historical Development of Western Civilization</b>			
1. Explain the impact of Eastern Mediterranean religions and societies on Western civilization (Judaism, Christianity, Islam and Byzantine, and Moslem societies)	3B-C		R6
2. Explain the origins of and basis for our democratic process	4A, 5J	2A-L	R7
3. Describe political, economic, and social changes that occurred during the Middle Ages, Renaissance, and Reformation	4B-C, F		R5-8 W7-8
4. Explain the impact of the Renaissance, Reformation, and Age of Exploration on western civilization	4C, 6F	4I	R6 W7-8
5. Analyze the impact of revolutions: political, economic, industrial	4G-I		P.6
6. Explain the causes/effects of nationalism and imperialism	4D-E, J-K	4M	R6
7. Describe the development of capitalism, socialism, and communism	4I, 5I	3A-J	R6 W6-7
<b>C. Strand 3 Historical Development of Other Regions</b>			
1. Describe the development of national unity in selected countries (Russia, India, Japan, China)	4J		R5
2. List the causes and effects for the rise of nationalism and imperialism on nonwestern nations	5A, C	1A-C 4M	R6-9

\*R--Reading

W--Writing

\*\*Attitudes, Values, and Skills

THE LEARNER WILL:	ESS. ELEMENTS		TAAS
	CONTENT	A/V/S	
<b>D. Strand 4 Geographic Influences on World History</b>			
1. Describe and locate major physical features, landforms, and countries of the world	1A	4A-D	R4, 5
2. Explain the reasons for the development of major colonies	4E		R6, 9
3. Identify the economic effects of nonmarket economic systems	1E	3A-J	R6, 9
4. Analyze the impact of physical features on cultural, social, economic, and historical developments	1B-C	4K	R5, 6, 9
5. Describe changes in technology, trade, commerce, transportation, and communications	1D-E		R4, 5, 6
<b>E. Strand 5 Developments of the 20th Century</b>			
1. Explain global economic interdependence including patterns of production and resource use	5D-E, I	4H- J	R4-6, 9
2. Explain the causes and results of major armed conflicts	5B	1D	R4-9
3. Identify the impact of the single-party state	5G	4L	R4-9
4. Describe the impact of the Great Depression on world events	5D		R4-9
5. Analyze the development of modern technology	5E	4L	R4-9
6. Compare and contrast the impact of conflicting ideologies	4I-J, 5C, 5H	4E	R9 W6, 7
7. Explain the impact of Soviet influence and ideology around the world	5C, G	4E	R9 W6, 7

# World History Studies I

## RECOMMENDED COURSE SEQUENCE

Sequential Objectives (Essential Elements)	Resources
<b>A. STRAND 1</b>	<i>History and Life</i> , Scott, Foresman
1. Compare and contrast early river valley civilizations: Nile, Tigris, Euphrates, Yellow, Indus. (2A)	pp. 20-51
2. Explain the development of Aztec, Mayan, Incan, Indian (subcontinent), Chinese, and African civilizations. (2B-D)	pp. 116-167 Amon Carter Museum Museum of Science and History "Bill of Rights in Action," Constitutional Rights Foundation, 610 S. Kingsley Dr., Los Angeles, CA 90005 Current news magazines Daily newspapers <i>USA Today</i> , Class sets
3. Identify Greco-Roman historical developments and their impact on modern civilization. (3A)	pp. 57-114 <i>Readings in World History</i> , Stavrianos, Leften, et al.
<b>B. STRAND 2</b>	
1. Explain the impact of Eastern Mediterranean religions on societies on Western civilization (Judaism, Christianity, Islam and Byzantine, and Moslem societies). (3B-C)	pp. 46-51, 230-239, 248-285 Tandy Archaeological Museum in A. Webb Roberts Library at Southwest Baptist Theological Seminary (artifacts from Israel)
3. Describe political, economic, and social changes that occurred during the Middle Ages, Renaissance, Reformation, and Enlightenment. (4B-C, F)	pp. 192-367, 472-478
4. Explain the impact of the Renaissance, Reformation, and Age of Exploration on Western Civilization, including developments in arts, literature, religion, and philosophy. (4C, 5F)	pp. 357-405
*5. Analyze the impact of revolutions: political (4G) economic (4H-I) industrial (4H)	pp. 490-511, 744-753 pp. 522-524, 527-529 pp. 512-535 AV-Kit: "Industrial Revolution"
*6. Explain the causes/effects of nationalism and imperialism. (4D-E, J-K)	pp. 490-502, 536-540, 544-547, 562-578, 582-598; 505-511, 562-578, 582-598
7. Describe the development of: (4I, 5I) capitalism socialism communism	pp. 354-355 pp. 527-529 pp. 528-529

\*Certain objectives are taught throughout the course/grade level.



Non-Sequential Objectives (Essential Elements)	Resources
<p>B. STRAND 2</p> <p>*2. Explain the origins of and basis for our democratic basis for our democratic process. (4A, 5J)                      Teachers may wish to start the course with overview of how democracy evolved historically from ancient past to modern times/or summary at end of course</p>	<p>pp. 66-67, 92-96, 217-221, 473-486</p>
<p>D. STRAND 4</p> <p>*1. Describe and locate major physical features, landforms, and countries of the world. (1A)</p> <p>2. Explain the reasons for the development of major colonies. (4E)</p> <p>3. Identify the economic effects of non-market economic systems. (1E)</p> <p>*4. Analyze the impact of physical features on cultural, social, economic, and historical developments. (1B-C)</p> <p>*5. Describe changes in technology, trade, commerce, transportation, and communications. (1D-E)</p>	<p>pp. 78-801                      In each chapter geography should be stressed. Maps are provided in the text book. Atlas at back of text book. Use maps in rooms and map kits as available.</p> <p>pp. 337-380, 424-435, 453-459, 560-579</p> <p>pp. 464-470, 682-686, 710</p> <p>Stressed in many chapters of the text. Use up-to-date geography texts as supplemental material for general information.</p> <p>pp. 408-417, 512-532, 770-773</p>

\*Certain objectives are taught throughout the course/grade level.

Recommended Course Sequence  
 Social Studies, World History Studies I (continued)

Sequential Objectives (Essential Elements)	Resources
C. STRAND 3 (continued)	
1. Describe the development of national unity in selected countries: (4J) Russia India Japan China	pp. 603-615, 620-633
2. List the causes and effects for the rise of nationalism and imperialism on non-western nations. (5A,C)	pp. 562-579, 680-717
E. STRAND 5	
2. Explain the causes and results of major armed conflicts. (5B)	pp. 582-601, 636-643, 668-669
3. Identify the impact of the single-party state. (5G)	pp. 613-617, 628-632, 636-645
4. Describe the impact of the Great Depression on World events. (5D)	pp. 636-640
6. Compare and contrast the impact of conflicting ideologies. (4I-J, 5C, 5H)	pp. 664-670
7. Explain the impact of Soviet influence and ideology around the world. (5C, G)	pp. 602-618, 660-678, 744-746
1. Explain global economic interdependence including patterns of production and resource use. (5D-E,I)	pp. 760-773
5. Analyze the development of modern technology. (5E)	pp. 760-773

\*Certain objectives are taught throughout the course/grade level.

# Social Studies HONORS WORLD HISTORY STUDIES I OBJECTIVES

THE LEARNER WILL:	ESS. ELEMENTS		TAAS*
	CONTENT	A/V/S**	
<b>A. Strand 1 Development of Early Civilizations</b>			
1. Identify Greco-Roman historical developments and their impact on modern civilization	3A	4B	R1, 4-5, W7
2. Categorize major achievements of ancient civilizations (H)	2A-D, 3A	4A, F-J	
3. Interpret relationships between location and accomplishments/failures of ancient civilizations (H)	1A-D		4M
4. Research significant individuals and events (H)	4A-D	4A-D	
<b>B. Strand 2 Historical Development of Western Civilization</b>			
1. Describe political, economic, and social changes that occurred during the Middle Ages, Renaissance, and Reformation	4B-C		R5-8 W7-8
2. Explain the impact of the Renaissance, Reformation, and Age of Exploration on western civilization .	4C, E	4I	R6 W7-8
3. Explain the causes/effects of nationalism and imperialism	4D-E J-K	4M	R6
4. Describe the development of capitalism, socialism, and communism	4I, 5I	3A-J	R6
5. Draw conclusions about the economic, social, and/or political impacts of religion on western civilization (H)	3B-C, 4B-C, F	4C, L	
6. Analyze and interpret primary and secondary source materials (H)		4F	
7. Relate architectural, artistic, and literary accomplishments to political and economic environments (H)		4F	R10
8. Analyze the emergence of political institutions (H)	4I	2A-L	R7
9. Research the role of women and minorities in western civilization (H)			W6-7

\*R--Reading

W--Writing

\*\*Attitudes, Values, and Skills

THE LEARNER WILL:	ESS. ELEMENTS		TAAS
	CONTENT	A/V/S	
<b>C. Strand 3 Historical Development of Other Regions</b>			
1. Describe the development of national unity and cultural diversity that emerged in selected countries (Russia, India, Japan, China) (H)	4J		R5
2. Compare and contrast the response of non-western nations to western ideals, nationalism, and imperialism (H)	4E, J-K	1A-C, 4M	R6, 9
<b>D. Strand 4 Geographic Influences on History</b>			
1. Describe and locate the major physical features, landforms, and countries of the world	1A	4A, D	R4-5
2. Explain the reasons for the development of major colonies	4E		R6, 9
3. Identify the economic effects of non-market economic systems	1E	3A-J	R6, 9
4. Analyze the impact of physical features on cultural, social, economic, and historical developments	1B-C	4K	R5-6, 9
5. Describe changes in technology, trade, commerce, transportation, and communications	1D, 5E		R4, 6
6. Draw conclusions about the relationship of man and scarce natural resources (H)		4G	
<b>E. Strand 5 Developments of the 20th Century</b>			
1. Explain global economic interdependence including patterns of production and resource use	5D-E, I	4H-J	R4-6, 9
2. Explain the causes and results of major armed conflicts	5B	1D	R4-9
3. Identify the impact of the single-party state	5G	4L	R4-9
4. Describe the impact of the Great Depression on world events	5D		R4-9
5. Compare and contrast the impact of conflicting ideologies	4I-J, 5C, H	4E	R9 W6-7
6. Explain the impact of Soviet influence and ideology around the world	5C, G	4E	R9
7. Research significant 20th century leaders (H)		4A-D	W6-7
8. Trace the evolution of international organizations and evaluate their attempts to avoid global conflicts (H)		4F, M	

# Honors World History Studies I RECOMMENDED COURSE SEQUENCE

Sequential Objectives (Essential Elements)	Resources
<p>These objectives are taught in addition to those covered in World History Studies I and should be taught sequentially as listed.</p> <p>A. STRAND 1</p> <p>2. Categorize major achievements of ancient civilization. (2A-D, 3A)</p> <p>1. Identify Greco-Roman historical developments and their impact on modern civilization. (3A)</p> <p>B. STRAND 2</p> <p>1. Describe political, economic, and social changes that occurred during the Middle Ages, Renaissance, and Reformation. (4B-C)</p> <p>2. Explain the impact of the Renaissance, Reformation, and Age of Exploration on Western Civilization. (4C, E)</p> <p>*3. Explain the causes/effects of nationalism and imperialism. (4D-E, J-K)</p> <p>4. Describe the development of: (4I, 5I) capitalism socialism communism</p>	<p><i>World History, People and Nations</i>, Harcourt, Brace, Jovanovich</p> <p>pp. 2-97 <i>Gods, Graves, and Scholars: The Story of Archaeology</i>, Cerem <i>Great Cities of the Ancient World</i>, L Sprague de Camp <i>Secrets of the Great Pyramid</i>, Peter Tompkins <i>The First Great Civilizations</i>, Jacquetta Hawkes</p> <p>pp. 100-203 <i>The Horizon Book of Ancient Rome</i>, Robert Payne <i>Greece and Rome: Builders of Our World</i>, National Geographic Society <i>The Roman Empire</i>, Isaac Asimov <i>The Life of Greece</i>, Will Durant</p> <p>pp. 223-273, 325-353 <i>The European World: A History</i>, Blum, Cameron, and Barnes <i>The Achievements of Western Civilization: An Historical Outline</i>, Jean Thomson (artistic/cultural achievements throughout the 19th century) <i>The Pageant of Elizabethan England/Stuart England</i>, Elizabeth Burton (2 vol.) <i>The Age of Faith</i>, Will Durant (also has volumes on Renaissance and Reformation) <i>The Shorter Cambridge Medieval History Vol. I &amp; II</i>, C. W. Previte-Orton</p> <p>same as above, pages and titles</p> <p>pp. 355-390, 599-627</p> <p>pp. 409, 510-511, 584-85, 651-655, 685-687, 764-66 <i>The Worldly Philosophers</i>, Robert L. Heilbroner <i>Studies in Contemporary Politics</i>, James Forman <i>The Horizon Book of Makers of Modern Thought</i>, Bruce Mazlish</p>

\*Certain objectives are taught throughout the course/grade level.

Recommended Course Sequence  
 Social Studies, Honors World History Studies I (continued)

Sequential Objectives (Essential Elements)	Resources
<p>C. STRAND 3</p> <p>1. Describe the development of national unity and cultural diversity that emerged in selected countries: (4J)            Russia            India            Japan            China</p>	<p>pp. 587-590            786-790            783-785            775-783</p> <p><i>A History of Russia</i>, Nichola V. Riasanovsky  <i>Our Oriental Heritage</i>, Will Durant</p>
<p>E. STRAND 5</p> <p>2. Explain the causes and results of major armed conflicts. (5B)</p> <p>3. Identify the impact of the single-party state. (5G)</p> <p>4. Describe the impact of the Great Depression on World events. (5D)</p> <p>5. Compare and contrast the impact of conflicting ideologies. (4I-J, 5C, 5H)</p> <p>6. Explain the impact of Soviet influence and ideology around the world. (5C, G)</p> <p>1. Explain global economic interdependence including patterns of production and resource use. (5D-E, I)</p> <p>8. Trace the evolution of international organizations and evaluate their attempts to avoid global conflicts. (5B-C)</p> <p>*7. Research significant 20th century leaders. (4A-D)</p>	<p>pp. 637-747</p> <p>pp. 679-687</p> <p>pp. 671-684  <i>The Great Depression</i>, Robert Goldston  <i>Only Yesterday</i>, Frederick Lewis  <i>The Great Crash</i>, John Kenneth Galbraith</p> <p>pp. 692, 751-52, 758-771, 775, 779-781  <i>The U.S. and the Origins of the Cold War 1941-1947</i>, John Lewis Gadi  <i>Iron Destinies, Lost Opportunities: The Arms Race Between the USA and the USSR, 1945-1987</i>, Charles Morris</p> <p>pp. 685-689, 839, 841, 855, 868-871</p> <p>pp. 831-835</p> <p>pp. 447-449, 660-661, 754-762</p> <p>Choose significant leaders from people studied in text and other sources. This will require a variety of other sources besides textbooks. Utilize library materials, films, newspapers, magazines, etc. Independent study project required here.</p>

\*Certain objectives are taught throughout the course/grade level.

Recommended Course Sequence  
Social Studies, Honors World History Studies I (continued)

Non-Sequential Objectives (Essential Elements)	Resources
The following objectives do not have to be taught sequentially.	
A. STRAND 1	
3. Interpret relationships between location and accomplishments/failures of ancient civilizations. (1A-D)	pp. 9-13, 17-24, 26-28, 38-42, 49-52, 69-71
*4. Research significant individuals and events. (4A-D)	Choose individuals that are key figures. Library research or outside projects should be assigned here. There is not enough in the book for research.
B. STRAND 2	
*5. Draw conclusions about the economic, social, and/or political impacts of religion on Western civilization. (3B-C, 4B-C, F)	pp. 162-166, 204-222, 233-237
*6. Analyze and interpret primary and secondary source material. (4F)	Use resource material supplied by publishers. Use materials in chapters throughout the book. Use <i>Readings in World History</i> .
*7. Relate architectural, artistic, and literary accomplishments to political and economic environments. (5F)	pp. 23, 27, 29-31, 56, 64, 78, 102-104, 107, 125-132, 172-173, 193-174, 210-214, 259-264, 274, 325-332
*8. Analyze the emergence of political institutions. (4A)	pp. 395-451
*9. Research the role of women and minorities in Western civilizations. (4A, 5J)	Page references - check index in textbook. Outside resources needed here. Assign as library research topic.
C. STRAND 3	
*2. Compare and contrast the response of non-western nations to western ideals, nationalism, and imperialism. (4E, J-K)	pp. 359, 460-463, 465-468, 473-475, 691-696, 704-707, 807-819
D. STRAND 4	
*1. Describe and locate major physical features, landforms, and countries of the world. (1A)	pp. XXV-XXIX, R2-21 In each chapter geography should be stressed. Maps are provided in the textbook and an atlas is at the back of the textbook. Use maps in rooms and map kits as available.
2. Explain the reasons for the development of major colonies. (4E)	pp. 599-625
3. Identify the economic effects of non-market economic systems. (1E)	pp. 507-511, 680-687, 767-768, 775-779

\*Certain objectives are taught throughout the course/grade level.

Recommended Course Sequence  
 Social Studies, Honors World History Studies I (continued)

Non-Sequential Objectives (Essential Elements)	Resources
<p>*4. Analyze the impact of physical features on cultural, social, economic, and historical developments. (1B-C)</p> <p>*5. Describe changes in technology, trade, commerce, transportation, and communications. (1D, 5E)</p> <p>6. Draw conclusions about the relationship of man and scarce natural resources. (5D, H)</p>	<p>Stressed in many chapters of the text. Use up-to-date geography texts as supplemental material for general information.</p> <p>pp. 489-524, 875-884</p> <p>pp. 833-836</p> <p>Outside resources can be used. Magazines might be utilized to bring student up-to-date on current conservation efforts. Utilize private corporations for study material.</p>

\*Certain objectives are taught throughout the course/grade level.



# SOCIAL STUDIES

## PREREQUISITES/ENTRY CRITERIA FOR HONORS COURSES

### HIGH SCHOOL

8035 Honors World History Studies IA (W HIST 1A/H)

8036 Honors World History Studies IB (W HIST 1A/H)

Fulfillment of four of the following:

- 85 or higher in prior social studies or English language arts course -
- 85th percentile or higher on the social studies component of a standardized test
- teacher recommendation
- parental approval
- student interest

Grade Placement: 9-12

8065 Honors United States History IA ACT (US HIST 1A/H)

8066 Honors United States History IB ACT (US HIST 1B/H)

Fulfillment of four of the following:

- 85 or higher in prior social studies course
- 85th percentile or higher on the social studies component of a standardized test
- teacher recommendation
- parental approval
- student interest

Grade Placement: 11

8215 AP United States History Studies IA (US HIST 1A/HP)

8216 AP United States History Studies IB (US HIST 1B/HP)

Fulfillment of four of the following:

- 85 or higher in prior social studies course
- 85th percentile or higher on the social studies component of a standardized test
- teacher recommendation
- parental approval
- student interest

Grade Placement: 10-12

8136 AP American Government and Politics IA (US GOVT 1A/HP)

Fulfillment of four of the following:

- 85 or higher in prior social studies course
- 85th percentile or higher on the social studies component of a standardized test
- teacher recommendation
- parental approval
- student interest

Grade Placement: 11-12

8098 AP Economics IA (Macroeconomics) (ECO-FE 1A/HP)

Fulfillment of four of the following:

- 85 or higher in prior social studies course
- 85th percentile or higher on the social studies component of a standardized test
- teacher recommendation
- parental approval
- student interest

Grade Placement: 11-12

8099 AP Economics IB (Microeconomics) (ECO-EE 1B/HP)

Fulfillment of four of the following:

- 85 or higher in prior social studies course
- 85th percentile or higher on the social studies component of a standardized test
- teacher recommendation
- parental approval
- student interest

Grade Placement: 11-12

## EXIT PROCEDURES FOR HONORS COURSES

1. At the end of the first three weeks of the course, a student-parent-teacher conference must be held for students with a course average of 80 or lower to discuss the student's academic progress. As a result of this conference
  - the student may be exited from the course and placed in another appropriate course

or

  - a plan for the improvement of the student's performance in the course will be developed, agreed to, and implemented.
2. Prior to the end of the first six weeks of the course, a student-teacher-parent conference must be held for students failing to maintain a passing grade of 70. Options to be discussed at the conference are
  - exiting the student from the course and placement in another appropriate course

and

  - developing a plan for the improvement of the student's performance with specific target dates for progress reports to student and parent.

Any recommendations to exit students from honors courses after the first six weeks of instruction must be considered very carefully and are to be made only after a conference which includes student, teacher, parent, and principal.

# SOCIAL STUDIES TEACHING STRATEGIES

## DESCRIPTION

The study of social studies is intended to help students understand the forces that shape society and bind people together in the international community in which we live. The teaching approach in social studies can be thematic, chronological, or conceptual. Any of these approaches lends itself to establishing a relationship between past and present and implications for the future.

In order to comprehend the wealth of knowledge within the broad spectrum that is social studies, students must be taught to process information in ways that maximize their learning. One way to advance student learning to optimum levels is through the thinking/writing process.

As students develop thinking/writing skills, they will begin to acquire competencies in all academic levels. Furthermore, talking, writing, and thinking must be interrelated. Rexford Brown underscores this philosophy "...higher literacies call for students to analyze, think critically, evaluate, synthesize information, communicate more effectively, solve problems, learn how to learn, and in general learn far more actively than traditionally."

## Writing to Think

Writing to think is a model for teachers to help students. There are six strands to the model: *selecting information, seeing relationships, using prior knowledge, considering alternative points of view, creating and assessing a plan, and creating/acknowledging dissonance*. By using these processes, students will become proficient problem solvers through the medium of writing.

The process starts with using a unit or mini-unit social studies objective to develop a rationale or purpose for the writing/thinking instructional activities. Prior work is given to prepare the student for the writing assignment. Subsequent work and assessment are also part of this process.

*The following examples indicate how these writing to think strategies can be implemented using the social studies content.*

**Selecting information** involves choosing relevant and appropriate examples based on a given criterion.

*Lead the class to a consensus regarding the qualities of a good citizen. Then view film footage that spotlights a particular person. Have the group look for actions that show that the person has/does not have these qualities.*

**Seeing relationships** involves asking students to look for patterns or trends; to notice similarities and differences; to look for motives, purposes, or causes and effects; to locate events in a chronological or numerical sequence; or to determine how something (an object, action or, person) relates to the physical setting in which it is found.

*Describe the basic economic needs of an 8-year old Cambodian and an 8-year old United States' citizen.*

*How did Uncle Tom's Cabin impact slavery in the United States?*

*Given data relative to the Alaskan oil spill at Valdez, what can you conclude about the effect on the environment?*

*Use a simulation that involves a dead lock situation. Work out a compromise that is acceptable to both sides.*

**Using prior knowledge** involves using that information which students acquire either through formal or informal and personal educational experiences.

*Using what you have learned about public and private property, write a paragraph that vividly describes ways that neighborhood parks are used for recreational purposes.*

**Considering alternative points of view** involves looking at both sides of an issue and acknowledging the possibility of a point of view different from the one originally held.

*How might a Mexican soldier report the Battle of the Alamo?*

*How would a British sea merchant describe the Boston Tea Party?*

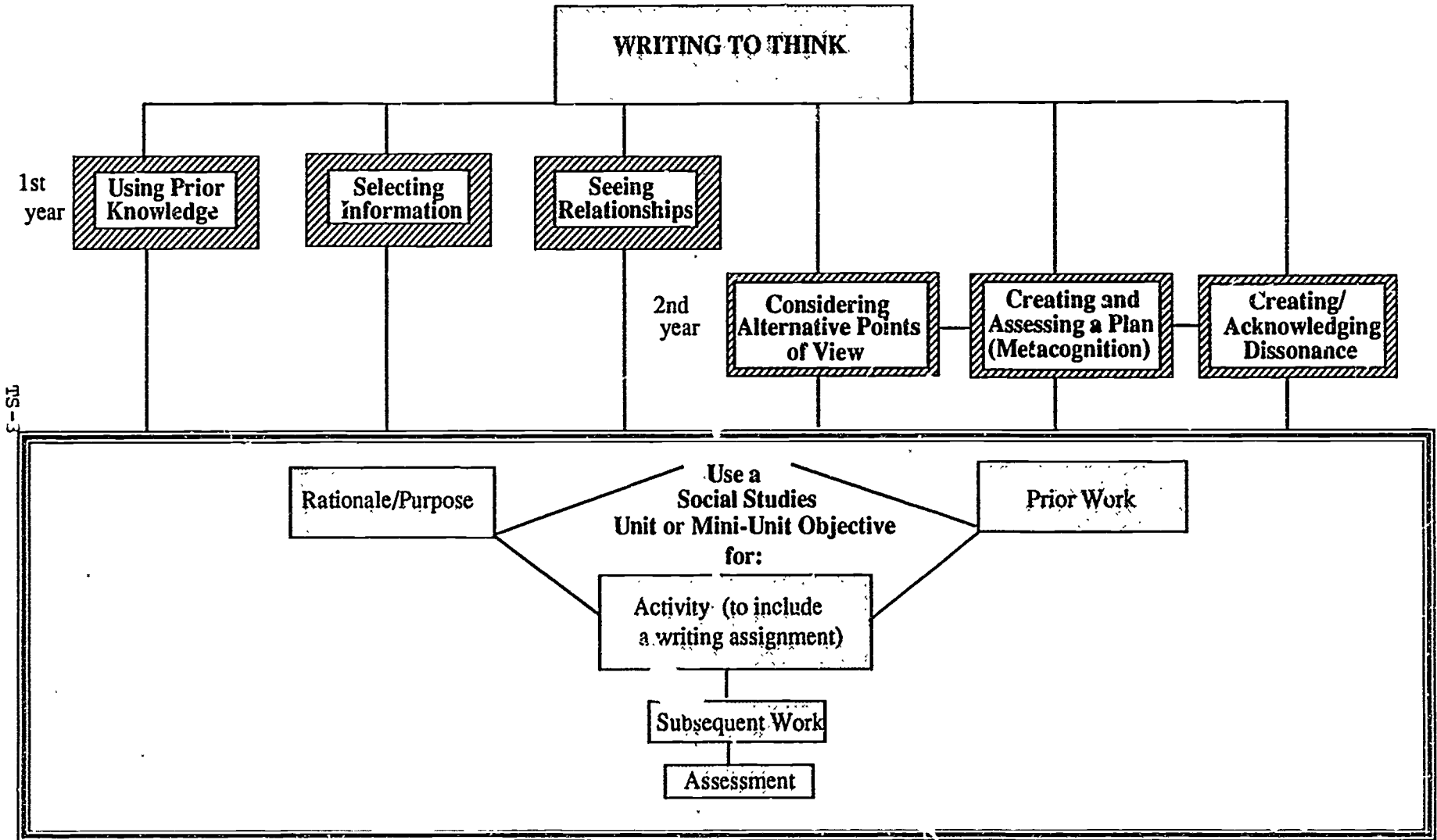
**Creating and assessing a plan** involves developing a problem-solving strategy to address a specific task and then assessing that strategy as one tries to use it.


*Describe the steps that might be involved in a slave's escaping to freedom in the North.*

**Creating/acknowledging dissonance** involves recognizing major conflicts of questions in events, philosophies, rulings, actions, and documents.


*Explain why the premise of equality for all as stated in the Preamble to the United States Constitution and the provision that permitted slave trade through 1808 are inconsistent and in conflict.*

# READING AND WRITING TO THINK IN SOCIAL STUDIES



 Problem-solving process

# TEACHING STRATEGIES



## ACTIVITY I

**DEBATE** - Provides practice in all of the communications  
Skills: reading, writing, speaking, listening, and specially, thinking

## PROCEDURE

### A. Getting Started - Background Information

1. Define debate - organized argument between knowledgeable people.
2. Give students handouts with the essential terms and procedures.
  - Video tape of previous debate is desirable.
  - If not available, directions and explanations must be extremely clear.

*\*Activities to Promote Critical Thinking, Fran Caldweel, Newport High School, Newport, Oregon.*

## B. Selecting a Topic

1. Pair up students with a partner.
2. Two sets of partners are put together - thus forming the debate unit.
  - Appear to do this randomly but should actually place the stronger teams against each other
3. Students meet in their debate units to accomplish three tasks.
  - Select a current, interesting, and controversial issue
  - Write a clear resolution stated in the affirmative
  - Determine affirmative and negative teams

(Teacher may opt to supply a list of topics in an attempt to speed up process.)

## C. Developing the Argument

1. Students begin their research.
  - *Readers' Guide to Periodical Literature* is the most useful reference. Other references should be made available in library.
  - Interviews applicable
2. Students should take careful notes and make sure each item of information is documented.
3. Allow five days for research process.
4. Partners plan and rehearse their cases together.
  - Two days can be allowed in class for organizing and preparing the debate speeches.
5. Affirmatives must begin by defining terms and then proceed through each stock issue.
6. Negatives must defend the status quo and attack the contentions of the affirmatives.
7. Partners should keep in mind that the strongest evidence is best presented last.
8. Students should be encouraged to write their speeches in outline form. This will discourage them from empty reading.
  - Good eye contact is necessary to be convincing.
9. During the recess, partners discuss ways to refute what the other side has said.
  - note taking during other side's arguments
  - attempt to anticipate opponent's arguments
10. Rebuttals should follow a plan and may be given by one or both partners.
  - All points made in the constructive speech should be reiterated one by one, following each by what the opponent said to disapprove it and then given more evidence to reestablish it.
  - A good rebuttal should end with a summary and a statement of the debaters' belief in the soundness of their argument.


## D. Presentation

1. Debaters sit at their respective desks in front of the room.
  - Face opponents, yet the desks are slanted enough so that the audience can see the debaters' faces as well.
2. Remind students to speak in loud, clear voices with correct pronunciation and appropriate expression.
3. Strict formality is upheld: the debaters and their positions are introduced to the audience; an official timekeeper watches the clock and warn debaters nonverbally when one minute remains.
  - Only debaters are permitted to speak, except during the recess.
4. A schedule should be drawn up so students know on exactly which day they will debate.
5. Five judges should be selected from outside the class and allowed some time to familiarize themselves with the judging form.
6. Only one judge is needed for each debate.
  - Judge uses the debate form provided, which was devised by the American Forensic Association.
  - Post on bulletin board.

## E. Assessment

Students can now write a persuasive essay because they have already formulated two strong thesis statements and collected a set of supporting details.





## ACTIVITY II.

**JURY-TRIAL TECHNIQUE** - Debate technique that is excellent because it can involve a large number of the class in active participation. In this technique the class simulates courtroom procedures to discuss an issue or problem. The procedure seems to be a simple one, but it requires careful preparation if it is to go smoothly.

### PROCEDURE

- A. Select an issue or problem to debate. It adds interest if one of the students can act as a defendant.
- B. Select lawyers, researchers, and witnesses for both sides. These groups can be as large as you wish, but if they are too large, they become cumbersome. The teacher can act as judge, or better yet, some responsible student can be named for that position. Another pupil should be selected court stenographer, or recorder, to keep a record of what transpires. All members of the class who are not lawyers, researchers, witnesses, or current officials, are the jury.
- C. All students should research the problems. The lawyers and witnesses should get the facts from their own research and from that of the other class members.
- D. Conduct the trial
  1. The lawyers open up with their arguments.
  2. Witnesses present their evidence.
  3. Lawyers questions and cross examine
  4. Lawyers from each side sum up. Each should point out how the evidence favors his/her side.
  5. The judge sums up, points out errors in the arguments, fallacies, and misstatements of facts.
  6. The class, acting as the jury, votes on which side won the argument.

## ESSENTIAL TERMS

**Controversial issue:** a subject that can be argued and supported from opposing points of view.

**Resolution:** (sometimes called the proposition): a statement which defines the nature of the controversy, is stated in the affirmative, and provides a basis for argument for or against.

**Affirmative:** the person who upholds the resolution, who argues for a change in what presently exists.

**Negative:** the person who argues against the change proposed in the resolution, who upholds the conditions as they presently exist.

**Definition of Terms:** a clear explanation of the resolution, defining and limiting ideas; it is the affirmative team's responsibility, but the negative team must approve.

**Evidence:** the material offered as proof in an argument; it can be in the form of: (1) quotations from authorities; (2) examples of actual situations or case histories, or (3) facts and statistics.

**Status Quo:** a Latin term meaning the existing state of affairs, the present or the current belief and actions.

**Burden of Proof:** rests on the affirmative, who must prove that the status quo is unsatisfactory and that the affirmative way is better, because the affirmative has a more difficult task, this side is given the advantages of starting and ending the debate.

**Stock Issues:** those issues which must be proved by the affirmative (1) the need for the change, (2) the practicality of the change, (3) the desirability of the change.

**Presumption:** the assumption that the negative is "right" until proven wrong"

**Constructive Speeches:** given in the first part of the debate; they present the major arguments with evidence.

**Rebuttals:** given in the second part of the debate; the process of rebuilding after attack or defending from attack.

## ORDER AND TIME RESTRICTIONS FOR DEBATE

### PART ONE: Constructive Speeches

First Affirmative	2-5 minutes
First Negative	2-5 minutes
Second Negative	2-5 minutes
Second Affirmative	2-5 minutes

Recess

### PART TWO: Rebuttals

Negative	5 minutes
Affirmative	5 minutes

**ESSENTIAL ELEMENTS IN SOCIAL STUDIES  
ATTITUDES, VALUES, AND SKILLS FOR CITIZENSHIP, GRADES 7-12**

- (1) Respect for self and others. The student shall be provided opportunities to:
  - (A) respect beliefs of other individuals, groups, and cultures;
  - (B) be aware that some things are valued more in some groups and cultures than in others;
  - (C) recognize how societal values affect individual beliefs and attitudes; and
  - (D) recognize that individuals must accept the consequences of their decisions.
  
- (2) Democratic beliefs and personal responsibility. The student shall be provided opportunities to:
  - (A) respect the principles that underlie the Texas and the United States Constitutions, the Bill of Rights, and the Declaration of Independence;
  - (B) consider one's own values as well as those of others when making political decisions;
  - (C) value open-mindedness, tolerance of differing opinions, and civic participation as important aspects of democratic behavior;
  - (D) respect the laws of one's society and work responsibly to change laws that one judges to be unjust;
  - (E) understand the importance of individual participation in civic affairs;
  - (F) understand that legal rights and protections must be balanced with civic responsibilities;
  - (G) recognize the value of compromise in the democratic process;
  - (H) examine reasons that participation and decision making in civic affairs require knowledge, time, and personal efforts;
  - (I) identify legal rights, responsibilities, and protection afforded juveniles and adults;
  - (J) support the democratic processes of the republican form of government;
  - (K) support the basic values of American society (e.g., justice, responsibilities, freedom, respect for the law, diversity, privacy, private property rights, free enterprise, and voluntary exchange); and
  - (L) support the rules and laws of one's school, community, state, and nation.
  
- (3) Support for the American economic system. The student shall be provided opportunities to:
  - (A) recognize the contributions of the American economic system to the standard of living of Americans;
  - (B) support the role of profit in the American market system;
  - (C) believe in the right of individuals to acquire, use, and dispose of property;

- (D) support the freedom of consumers to choose how to spend their income;
  - (E) recognize that citizens, through legal political activities, can influence economic decisions made by government;
  - (F) acknowledge the role of government in regulating unreasonable restraint on competition by either producers or consumers;
  - (G) support competition by either producers or consumers;
  - (H) support competition as it affects the quantity and quality of goods and services produced;
  - (I) recognize that as individuals act in their own economic interest they may also serve the economic interest of others; and
  - (J) compare the control and treatment of public and private property.
- (4) Application of social studies skills. The student shall be provided opportunities to:
- (A) locate and gather information;
  - (B) observe for detail;
  - (C) translate information from one medium to another;
  - (D) organize and express ideas in written form;
  - (E) distinguish fact from opinion;
  - (F) analyze information;
  - (G) draw conclusions;
  - (H) synthesize information;
  - (I) develop criteria for making judgments;
  - (J) use problem-solving skills;
  - (K) sequence historical data and information;
  - (L) draw inferences; and
  - (M) perceive cause-effect relationships.

ESSENTIAL ELEMENTS IN SOCIAL STUDIES  
WORLD HISTORY STUDIES

- (1) Relationships between geography and history. The student shall be provided opportunities to:
  - (A) describe the physical and cultural geographic characteristics of places studied;
  - (B) understand the effects of the physical environment on the history of cultures and societies;
  - (C) examine the effects of human modifications of the physical environment in places and time periods studied;
  - (D) explain the effects of new forms of transportation, trade, and communications on historical developments; and
  - (E) compare the effects on the development of resources in countries where private property rights have been honored and where they have not.
- (2) Early civilizations of Asia, Africa, and the Western Hemisphere and their contributions to world civilizations. The student shall be provided opportunities to:
  - (A) analyze the river valley civilizations (Middle East, China, Indus Valley, and Nile Valley);
  - (B) describe the kingdoms, societies, and cultures of Africa;
  - (C) understand the cultures and societies of pre-Columbian North, Central, and South America; and
  - (D) trace the historical development, precepts, and influences of Buddhism, Hinduism, and Confucianism.
- (3) Foundations of western civilization. The student shall be provided opportunities to:
  - (A) describe Greek and Roman societies and their contributions;
  - (B) trace the historical development, precepts, and influences of Judaism, Christianity, and Islam; and
  - (C) analyze the growth and impact of the Byzantine empire.
- (4) Emergence of European predominance. The student shall be provided opportunities to:
  - (A) trace the origins and basis for the concepts of liberty, individual freedom, property rights, and representative government;

World History Studies (continued)

- (B) describe the political, social, economic, and cultural aspects of Europe in the Middle Ages;
  - (C) identify the causes, characteristics, and impact of the Reformation and Renaissance;
  - (D) analyze the development of nationalism and the nation-state (with emphasis on England, France, and Spain);
  - (E) describe the causes and effects of European expansion (discovery, exploration, colonization, investment, and mercantilism);
  - (F) identify the causes, characteristics, and effects of the Enlightenment;
  - (G) understand the causes and results of political revolutions (emphasis on 18th and 19th century North, Central, and South America; England; and France);
  - (H) analyze the causes, characteristics, and results of the Industrial Revolution (including the increased productivity and prosperity resulting from the Industrial Revolution);
  - (I) trace the development of capitalism, socialism, and communism;
  - (J) describe the development of nationalism and completion of nation-building (emphasis on Germany, Italy, and Soviet Union); and
  - (K) explain the causes and effects of Western imperialism.
- (5) Contemporary world developments. The student shall be provided opportunities to:
- (A) examine nationalism, anticolonial revolutions, and development of new states in Asia, Africa, and the Middle East noting economic and political perspectives;
  - (B) explain the causes and effects of limited and unlimited wars (WWI-II, Korea, Viet Nam, Afghanistan, Middle East, etc.);
  - (C) explain the causes and effects of Soviet expansion, imperialism, and the struggle for world domination based on the stated goal of world communism;
  - (D) analyze the impact of changing economic relations and economic interdependence among regions and nations;
  - (E) trace the developments in and impact of science and technology (space, medicine, and communications) noting the positive impact of individual freedom and incentives on technological advancement);

World History Studies (continued)

- (F) identify developments in the arts, literature, religion, and philosophy;
- (G) describe the growth of authoritarian and totalitarian governments (communist, socialist, and fascist) and their adverse effects on liberty, freedom, and human rights;
- (H) contrast the effects on productivity and living standards of countries with similar resource bases but with market economies vs. restricted economies;
- (I) explain the positive aspects and effects of American capitalism upon the world; and
- (J) describe democratic forms of governments, their growth, and explain the positive effects of American democracy on liberty, freedom, and human rights.



## PHYSICAL AND PSYCHOLOGICAL SAFETY

- **Social Studies**

- U. S. and World History (W. Hist.)
- U. S. Government (Gov.)
- Sociology (Soc.)
- Psychology (Psy.)
- Advanced Social Science Problems (ASSP)

- **Home Economics Education**

- Food Science and Nutrition (FSN)
- Individual and Family Life (IFL)
- Parenting and Child Development (PCD)
- Comprehensive Home Economics (CHE)
- Advanced Child Development (ACD)
- Advanced Food Science & Nutrition (AFSN)
- Food Production Management & Services (FPMS)

- **Science**

- Introductory Physical Science (IPS)
- Physical Science (PS)
- Introductory Biology (IB)
- Biology I & II (B)
- Chemistry I & II (C)
- Physics I & II (P)

- **Technical Education**

- Technology Education (TE)
- Trade & Industrial Education (T&I)

- **Health Education**

- Health I (H)
- Health II (H)

## PHYSICAL SAFETY

	SOCIAL STUDIES	SCIENCE	HEALTH	TECHNICAL EDUCATION	HOME ECONOMICS
<b>Practic. and Rules of Safety</b> <ul style="list-style-type: none"> <li>Demonstrate practices rules of safety to avoid injury and prevent accidents in the home, school, and community</li> </ul>		<ul style="list-style-type: none"> <li>School Safety Rules (H, IPS, PS,IB,B,C,P)</li> <li>Infectious Diseases (B,IB)</li> </ul>	<ul style="list-style-type: none"> <li>School Safety Rules (F)</li> <li>Infectious Diseases (H)</li> </ul>	<ul style="list-style-type: none"> <li>School Safety Rules (T&amp;I,TE)</li> </ul>	<ul style="list-style-type: none"> <li>Home Safety Rules (CHE,PCD,ACD,FSN,</li> <li>Safety Rules in Employment (AFSN,FPMS,ACD)</li> </ul>
<b>People Help Each Other to Be Safe</b> <ul style="list-style-type: none"> <li>Discuss how people can help each other to be safe in the home, school, and community</li> </ul>		<ul style="list-style-type: none"> <li>School Personnel (IPS,PS,IB,B,C,P)</li> </ul>	<ul style="list-style-type: none"> <li>Family Members (H)</li> </ul>	<ul style="list-style-type: none"> <li>School Personnel (T&amp;I,TE)</li> </ul>	<ul style="list-style-type: none"> <li>Family Members (CHE,PCD,ACD,IFL,AFSN)</li> <li>Employment (FPMS)</li> </ul>
<b>Civic Responsibilities Toward Safety</b> <ul style="list-style-type: none"> <li>Recognize one's civic responsibilities toward safety rules and authority figures in home, school, and community</li> </ul>	<ul style="list-style-type: none"> <li>Respecting and Supporting Laws of Society(GOV, W.HIST)</li> </ul>		<ul style="list-style-type: none"> <li>Maintaining a Healthy Environment (H)</li> </ul>	<ul style="list-style-type: none"> <li>Support State and National Laws (T&amp;I,TE)</li> </ul>	<ul style="list-style-type: none"> <li>Support State and National Laws (CHE,PCD,ACD,FPMS)</li> </ul>

## PSYCHOLOGICAL SAFETY

	SOCIAL STUDIES	SCIENCE	HEALTH	TECHNICAL EDUCATION	HOME ECONOMICS
<b>Behavior and Consequences</b> <ul style="list-style-type: none"> <li>Identify acceptable and unacceptable behavior and the consequences of one's actions</li> </ul>	<ul style="list-style-type: none"> <li>Accepting Consequences of Decisions(W. HIST,ASSP,PSY, SOC)</li> </ul>		<ul style="list-style-type: none"> <li>Recognizing Signs of Abusive Behavior (H)</li> </ul>		<ul style="list-style-type: none"> <li>Accepting Consequences of Decisions and Behavior (CHE,PCD,ACL, IFL,AFSN,FPMS)</li> </ul>
<b>Developing a Positive Self Concept</b> <ul style="list-style-type: none"> <li>Demonstrate a positive attitude toward self</li> </ul>	<ul style="list-style-type: none"> <li>Demonstrating Respect for Self and Others (W. HIST,ASSP,PSY, SOC,GOV)</li> </ul>		<ul style="list-style-type: none"> <li>Demonstrating Healthy Attitudes Toward Own Sexuality (H)</li> </ul>		<ul style="list-style-type: none"> <li>Developing Self-awareness and Skills for Self-Direction (CHE,ACD,IFL,FSN)</li> </ul>
<b>Emotions and Their Effects</b> Describe various emotions and their effects on self, family, and others	<ul style="list-style-type: none"> <li>Dealing with Peer Pressure (PSY, SOC)</li> </ul>		<ul style="list-style-type: none"> <li>Identifying Warning Signs of Suicide (H)</li> <li>Distinguishing Between Positive and Negative Attitudes Toward Life(H)</li> <li>Distinguishing Among Different Kinds of Love (H)</li> </ul>		<ul style="list-style-type: none"> <li>Fostering Emotional and Social Development (CHE,PCD,ACD,IFL)</li> </ul>

**SOCIAL STUDIES  
PHYSICAL AND PSYCHOLOGICAL SAFETY**

Attitudes/Values/Skills	GRADE 12
<ul style="list-style-type: none"> <li>• Recognize that individuals must accept the consequences of their decisions</li> </ul>	<p><b>United States Government</b></p> <ul style="list-style-type: none"> <li>• Identify the purposes and impact of major political documents on the lives, rights, and responsibilities of individuals in the United States</li> </ul>
<ul style="list-style-type: none"> <li>• Respect the laws of one's society and work responsibly to change laws that one judges to be unjust</li> </ul>	<ul style="list-style-type: none"> <li>• Analyze specific Supreme Court decisions and explain how the due process of law protects individual rights in the United States</li> </ul>
<ul style="list-style-type: none"> <li>• Support the rules and laws of one's school, community, state, and nation</li> </ul>	<ul style="list-style-type: none"> <li>• Distinguish the factors that influence an individual's political beliefs and behavior</li> </ul>
	<ul style="list-style-type: none"> <li>• Support the concept that good citizenship in the United States is related to the Constitution system of laws and not to the interpretations of individual leaders</li> </ul>
	<p><b>Sociology</b></p> <ul style="list-style-type: none"> <li>• Explain aspects of culture including beliefs, mores, traditions, folkways and social problems</li> </ul>

**SCIENCE EDUCATION  
PHYSICAL AND PSYCHOLOGICAL SAFETY**

**Grades 9-12**

- Demonstrate proper laboratory procedures with emphasis on safety (IP, PS, IB, B, HB, C, HC,P, HP, PA, A, ES)

- Explains how the body defends itself against infectious diseases. (B)

- Relate the impact of AIDS on life in the United States.( B)

- Identify causative organisms, transmission symptoms, and prevention/treatment of human diseases. (B)

**HOME ECONOMICS EDUCATION  
PHYSICAL AND PSYCHOLOGICAL SAFETY**

**Course: Food Science and Nutrition**

(i.3)(A) Apply principles of consumership. p. 35

(i.3)(C) Relate the effects of work space and equipment on meal preparation. p. 37

(i.3)(D) Apply safety and sanitation procedures in food preparation tasks. pp. 39-45

(i.2)(A) Compare cultural influences on individual and family food options. p. 26

**HOME ECONOMICS EDUCATION  
PHYSICAL AND PSYCHOLOGICAL SAFETY**

**Course: Individual and Family Life**

- (c.1)(A) Explain the basic functions of the family. pp. 1-2
- (c.4)(C) Relate the use of community resources to family well-being. pp. 151-152
- (c.5)(C) Determine components of responsible parenthood. p. 174
- (c.6)(D) Describe domestic violence including causes, prevention, and coping resources. pp. 198-201
- (c.2)(E) Investigate laws related to the family. p. 70
- (c.3)(A) Summarize responsibilities of living as an independent adult. pp. 77-78
- (c.6)(A) Discuss potential family problems and crises. pp. 187-189
- (c.3)(A) Summarize responsibilities of living as an independent adult. pp. 73-76, 78-79
- (c.3)(B) Demonstrate communication and conflict resolution skills. pp. 93-96
- (c.3)(E) Describe the impact of cultural background on interpersonal behavior. pp. 105-108
- (c.5)(A) Analyze factors affecting the decision to parent. pp. 167-169
- (c.3)(A) Summarize responsibilities of living as an independent adult. pp. 79-80

**HOME ECONOMICS EDUCATION  
PHYSICAL AND PSYCHOLOGICAL SAFETY**

**Course: Parenting and Child Development**

- (d.2)(A) Summarize ways to promote physical development of children. pp.32, 34, 37
- (d.2)(F) Explain methods of guidance and discipline. pp-54-64
- (d.3)(H) Analyze alternatives for child care. pp. 83-84
- (d.4)(A) Identify parenting behavior indicative of child abuse tendencies. pp. 87-88
- (d.4)(B) Point out parenting behaviors abusive to children. pp. 89-90
- (d.4)(C) Explain ways to meet needs of children in crisis. pp.91-97
- (d.3)(A) Describe methods of sharing parental responsibilities. p. 68
- (d. 3)(I) Outline local, state, and national resources focusing on children. pp. 84-85
- (d.1)(A) Summarize the responsibilities of human sexuality. pp. 1-5
- (d.1)(E) Analyze the impact of marital relationships on the children. p. 17
- (d.2)(G) Determine techniques to promote character development. pp. 64-65
- (d.8)(B) Project how one's present behavior impacts present goals. pp. 5-6
- (d.2)(B) Describe the emotional and social development of children and techniques for fostering such development. pp. 38-44

**HOME ECONOMICS EDUCATION  
PHYSICAL AND PSYCHOLOGICAL SAFETY**

**Course: Comprehensive Home Economics**

- (b.3)(C) Apply basic clothing construction and/or alteration techniques. pp. 70, 72
- (b.7)(B) Relate sanitation and safety to food and nutrition. pp. 143-146
- (b.8)(B) Evaluate methods of meeting the safety needs of families. pp. 177-180
- (b.1)(H) Describe the rights and responsibilities of family members and families. pp. 31-33
- (b.2)(D) Summarize forms of child abuse, their causes, and methods of control. pp. 57-59
- (b.1)(H) Describe the rights and responsibilities of family members and families. pp. 30-31
- (b.8)(A) Summarize ways to promote individual and family health. p. 173-176
- (b.1)(C) Analyze factors involved in socially responsible behavior. pp. 11-12
- (b.1)(E) Apply strategies for managing peer pressure. pp. 20-22
- (b.1)(F) Describe the functions of the family in meeting personal and societal needs. p. 24
- (b.1)(G) Relate personal commitment to family strength and well-being. p. 26
- (b.5)(E) Identify the decision-making steps, influences, and implications. pp. 109-112
- (b.8)(C) Explain factors affecting individual family health decisions. pp. 180-193
- (b.1)(A) Apply techniques to develop self-awareness and skills for self direction. pp. 1-4
- (b.1)(B) Describe the physical, social, emotional, and intellectual development of teenagers. p. 4-7
- (b.2)(A) Describe the basic needs of children. pp. 40-45
- (b.2)(B) Describe the responsibilities of the caregiver in meeting developmental needs of children.  
pp. 45-53
- (b.2)(C) Explain various methods of management and guidance. pp. 54-56
- (b.1)(G) Relate personal commitment to family strength and well-being. p. 29



**HOME ECONOMICS EDUCATION  
PHYSICAL AND PSYCHOLOGICAL SAFETY**

**Course: Advanced Child Development**

- (e.3)(D) Identify developmentally appropriate sex-related information for children of different ages. pp. 69-70
- (e.1)(A) Describe responsibilities of parenting. p. 2
- (e.1)(D) Describe responsible behavior in prevention and control of disease. pp. 10-14
- (e.2)(C) Identify neonatal care essential to the well-being of the child. p. 29-32
- (e.4)(A) Describe guidance methods and factors influencing their effectiveness. p. 75
- (e.5)(A) Discuss the effects parent/guardian employment has on the development of the child. p. 93
- (e.5)(C) Discuss societal trends impacting children. pp. 103-104
- (e.4)(B) Assess society's role in protecting the rights of children. pp. 85-86
- (e.5)(B) Identify local, state, and national resources related to children. pp. 93-94
- (e.5)(D) Summarize forms, causes, effects, prevention, and treatment of child abuse. pp. 119-120
- (e.2)(B) Outline the impact of genetics, environment, and mother's health on prenatal development. pp. 23-24
- (e.3)(A) Explain various theories and principles of growth and development. pp. 37-40
- (e.3)(B) Describe the interrelationships of social, emotional, intellectual, physical, and moral development of the child. pp. 61-64
- (e.3)(F) Point out the impact of parenting/caregiver practices on a child's self-esteem. pp. 72-74

**HOME ECONOMICS EDUCATION  
PHYSICAL AND PSYCHOLOGICAL SAFETY**

**Course: Advanced Food Science and Nutrition**

(j.2)(B) Outline safety and sanitation practices considerations for food processing and packaging.  
pp. 26-27

(j.1)(E) Assess the safety factors of various intentional and incidental food additives. pp. 10-13

HOME ECONOMICS EDUCATION  
PHYSICAL AND PSYCHOLOGICAL SAFETY

Course: Food Production, Management, and Services

(k.3)(B) Apply safety and sanitation techniques in food handling, preparation, service, storage, and cleanup.

(k.3)(D) Use large and small food service equipment as appropriate for prescribed tasks.

(k.3)(A) Apply federal, state, and local sanitation codes for food service establishments.

TECHNOLOGY EDUCATION  
PHYSICAL AND PSYCHOLOGICAL SAFETY

Grades 9-12

- Identify concepts and skills related to safety and safe working conditions. (TE) (T&I)
- Demonstrate safe operations and use of selected tools and equipment to avoid injury (TE) (T&I)
- Maintain safe conditions in the laboratory. (TE) (T&I)
- Select a commercially made product and prepare a maintenance program for it. (TE) (T&I)
- Investigate appropriate state and federal safety laws. (TE) (T&I)
- Prepare safety posters for the use of power tools and equipment. (TE) (T&I)
- Demonstrate proper safety procedures. (TE) (T&I)

## HEALTH SAFETY

GRADE 9	GRADE 10	GRADE 11	GRADE 12
• Distinguish between positive and negative attitudes toward life			
• Distinguish among different kinds of love			
• Explain strategies for dealing with anger			
• Identify common warning signs of suicide			
• Demonstrate healthy attitudes toward one's own sexuality			
• Identify and understand signs of abusive behavior			
• Describe reasons for using, not using, and quitting alcohol and tobacco products			

## PHYSICAL SAFETY, GRADES 9-12

### PRACTICES AND RULES OF SAFETY

#### Resources

	Instructional	Community
<b><u>School Safety Rules</u></b>		
<p><b>ACTIVITY:</b> Using materials safety data sheets (MSDS) transparencies of Benedict's Solution and sodium hydroxide, instruct students how to read and to interpret MSDS sheets. Have students complete student study guide sheets by working individually, in pairs, or in groups on sulfuric acid.</p> <p><b>Assessment:</b> Distribute an MSDS sheet on cupric sulfate and have students individually list the following information: a. formula, b. appearance, c. reactivity, d. health hazards, e. fire hazards, f. special precautions.</p> <p>(Essential Elements/Activities/Assessments: TE-75.50.5, 75.50.7B, 75.85.6, 75.85.6C)</p>	10	
<b><u>Home Safety Rules</u></b>		
<p>(Essential Elements/Activities/Assessments: HE-6.7B, CHE pp. 143-146; b.8B, CHE pp. 177-180; i.3D, FSN pp. 39-45; j. IE, AFSN pp. 10-13)</p>		11
<b>PEOPLE HELP EACH OTHER TO BE SAFE</b>		
<b><u>School Personnel</u></b>		
<p><b>ACTIVITY:</b> In the annual staff development workshop on the Texas Hazard Communication Act, teachers will work in groups to interpret and use MSDS to read and interpret NFPA chemical labels and to state general safety procedures.</p> <p><b>Assessment:</b> Teachers will state the major features of the Texas Hazard Communications Act and provide evidence that the individual components are being implemented in their individual classrooms and laboratories.</p> <p>(Essential Elements/Activities/Assessments: TE-75.50.7A, TE-75.85.6)</p>		10
<b>CIVIC RESPONSIBILITIES TOWARD SAFETY</b>		
<b><u>Respecting and Supporting Laws of Society</u></b>		
<b>(Local Objectives: SS-A.V.S. 1D, 2A-2L)</b>		
<p><b>ACTIVITY:</b> As a class, prepare a list of community resource people whom students might interview regarding state and city government. Help students develop questions that will help them learn respect for law.</p> <p><b>Assessment:</b> Divide the class into groups of four. Tell members of each group to evaluate (validate or invalidate) each of the questions about respect for the law and tell why they selected the person they did.</p>		13
<b><u>Support State and National Laws</u></b>		
<p>(Essential Elements/Activities/Assessments: HE-e.4B, PCD pp. 85-86; TE-75.86.6C)</p>		13

# PSYCHOLOGICAL SAFETY

## BEHAVIOR AND CONSEQUENCES

### Resources

Instructional	Community
---------------	-----------

### Accepting Consequences of Decisions

(Local Objectives: Psychology B.6, B.7, Sociology B.3)

**ACTIVITY:** This activity is an opportunity for group members to learn more about their own thoughts and feelings and to practice understanding the thoughts and feelings of others. Hint: The teacher can "prime the group" by preparing one or more members beforehand to be prepared to be the first volunteer to tell about their thoughts/feelings. Group members need to be trained both to analyze their feelings and to listen to others.

**PROCEDURE:** Seat students in a circle so that each person can see everyone else.

Remind students of the basic rules.

1. No put downs, name callings, etc.
2. Each person has equal opportunity to talk if they wish
3. No interruptions and no one forced to talk

Keep session short (10-20 min. per topic) and keep the discussion flowing. Do not let one or two students dominate. At the end of the sessions ask the following type of closure questions.

1. What did you learn from this session?
2. What did you notice during this session that was of special interest to you or that surprised you?
3. What did you learn about yourself or someone else you didn't know before?
4. How did you feel about sharing such thoughts/feelings?
5. In what way did this experience make you feel good? bad?

### TOPICS

1. Something New or Good in My Life
2. One of the Nicest Things That Ever Happened to Me
3. Something I Enjoy Doing That I Do Well
4. Something I Think Is Beautiful
5. A Time I Trusted My Feelings/Instincts
6. A Time I Felt Sad
7. A Time I Was Very Angry
8. A Time I Was Embarrassed
9. Something I Like and Don't Like or About Which I Feel Good and Bad
10. A Time I Helped Someone or Did Something Nice for Someone
11. Remembering a Special Time and What Made It Special (Who Was There? What Were the Surroundings? What Happened?)

**Assessment:** Have students answer the following question: How do feelings of anger affect dealing with other people?

### Recognizing Signs of Abusive Behavior

(Local Objective: H-B.10)

**ACTIVITY:** Discuss the physical, verbal, emotional, and sexual forms of abusive behavior which a child may experience, as well as the variety of physical and behavioral symptoms that abused children may exhibit.

Argus-A division of DLM Communications-Lifetime (1975)

4  
7  
16

Houghton Mifflin  
*Human Sexuality*,  
pp. 141-142

7  
4  
19  
22

**Resources**

Instructional	Community
---------------	-----------

*Assessment:* Have students draw three columns on a sheet of paper. Have them label the three columns "Behavioral," "Emotional," and "Physical." Students are to describe four signs of abuse in each of the three columns.

Houghton Mifflin  
*Health*, p. 296

**Accepting Consequences of Behavior**

(Essential Elements/Activities/Assessments: HE-e.ID, ACD pp. 10-14; b. ID, CHE pp. 7-10; c.3B, ACD pp. 93-96; d.8B, PCD pp. 5-6)

4  
6  
7

**DEVELOPING A POSITIVE SELF-CONCEPT**

**Demonstrating Respect for Self and Others**

(Local Objectives: Sociology B.2, B.3; Psychology B.6)

**ACTIVITY:** The teacher gives each student three activity sheets (see Handouts #1, 2, 3) allowing ten minutes for completion. When all of the students have finished, the teacher will prompt the students share their answers. For example: "Jim, can you share with the group some of the words you choose for What Are you like. Sue, what were some important items you identified on "What's Important to You? What items were not important to you? If possible, all students should be encouraged to share their answers.

16  
18  
21

*Assessment:* Have the students write the answers to these questions:

1. List five things that you feel would best describe you as a person.
2. List the items that you had difficulty answering. Why?

**ACTIVITY:**

1. Distribute one lemon to each student. Direct each student to examine his/her lemon carefully by rolling it, squeezing it, fondling it, inspecting it, etc. Ask them "to get to know their lemon" and select a name for it. Encourage them to identify in their minds the strengths and weaknesses of their lemon.
2. Collect all the lemons and visibly mix them up in front of the group.
3. Spread out all the lemons on a table and ask all students to come forward and select their original lemon. If conflicts develop over their choices, assist the parties in reconciling their differences, or simply note the failure to agree and use that as a basis for later discussion.

**Discussion Questions:**

1. How many are very sure they reclaimed their original lemon? How do you know?
2. What parallels are there between differentiating many lemons and differentiating many people? What differences are there?
3. Why can't we get to know people just as rapidly as we did the lemons? What role does the skin play (for lemons and for people)?



**Resources**

Instructional	Community

**Assessment:** Have students write answers to the following questions:

1. What principles of human behavior does this bring to light?
2. Why is self-examination usually more difficult than evaluation of others?

**Developing Healthy Attitudes Toward One's Own Sexuality**

(Local Objective H-B.9)

**ACTIVITY:** Guide students in a discussion on developing self-esteem and taking control of their own lives when dealing with human sexuality. Have students write a list of behaviors that relate to the development of a sexual being, such as dating and selecting appropriate wearing attire. Discuss with students some of these behaviors and whether the behaviors contribute to the development of healthy and positive attitudes.

Houghton Mifflin  
Health, Chs. 5 and  
15

6  
7  
9  
12

**Assessment:** Have students write a sexual profile of themselves, including the following information: traits which may be considered as unique to themselves, influences that have helped them to develop a positive sexual self-concept, and steps which they can take to continue developing healthy attitudes toward their own sexuality. Ask for volunteers to share their profiles with the class.

**Developing Self-Awareness and Skills for Self-Direction**

(Essential Elements/Activities/Assessments: HE-d.2 G, PCD pp. 64-65; b.1 A, CHE pp. 1-4; b-1 B, CHE pp. 4-7; d.2B, PCD pp. 38-44)

16  
20

**EMOTIONS AND THEIR EFFECTS**

**Dealing with Peer Pressure**

(Local Objectives: Psychology B.6)

**ACTIVITY:** Most of us have been brought up to believe that it is not "right" to say nice things about one's self or others. This activity attempts to change that attitude by having teams of two students share some personal qualities with one another. In this exercise, each person provides his or her partner with the response to one, two, or all three of the following suggested dimensions.

4  
16  
20  
21

1. Two *physical attributes* I like in myself
2. Two *personality qualities* I like in myself
3. One *talent or skill* I like in myself

Explain that each comment must be a positive one. No negative comments are allowed! (Since most students will not have experienced such a positive encounter, it may take some gentle nudging on your part to get them started.)

**Discussion Questions:**

1. On hearing the assignment, how many of you smiled slightly, looked at your partner, and said, "You go first"?
2. Did you find this to be a difficult assignment to start?
3. How do you feel about it now?

**Resources**

Instructional	Community
<p>Argus-A Division of DLM Communications Lifeline (1975)</p>	
<p>Houghton Mifflin Health, pp. 74-75</p>	<p>6 9 12 14 17</p>
<p>Houghton Mifflin Health, pp. 80-81</p>	<p>12 14 17</p>
	<p>16 19</p>

**Assessment:** Have students answer the following questions:

1. What other positive attributes or qualities could be included in this activity?
2. Why is it difficult for us to say positive things about ourselves?

**ACTIVITY:** Pass out four 3 x 8 strips of paper to each student. Write four stems on the board or call out one at a time. Give class a very limited amount of time to answer the four questions (2-3 minutes, 30-45 seconds per question).

1. I feel angry when others .....
2. I think my anger is .....
3. When others express anger towards me, I .....
4. I think that the anger of others .....

After all students have answered the questions, have them tape answers to their chest, their backs, their desk, or the wall. Process this experience in small groups of 8-10 per group. Appoint group moderators to be sure all have an opportunity for "air time." During the group process, encourage students to recognize that people express anger in different ways, experience the anger of others differently, and have different feelings and ideas about anger (or any other emotion).

**Assessment:** Have students answer the following question: How do people express anger in different ways?

**Distinguishing Between Positive and Negative Attitudes Toward Life**

(Local Objective: H-B.3)

**ACTIVITY:** Divide the class into two groups. Have one group develop a list of examples that indicate a positive attitude toward life. Have the other group develop a list of examples that indicate a negative attitude toward life.

**Assessment:** Have each group present a report to the class. Have students add items to both lists and discuss those items where there are differences of opinions.

**Distinguishing Among Different Kinds of Love**

(Local Objective: H -B.5)

**ACTIVITY:** Discuss with students the concept that love can be communicated in many different ways. Just as love is expressed in many ways, there are also several types of love. Discuss love for a friend, family love, love in marriage, love of country, and love for humanity. Emphasize how these types of love differ from each other.

**Assessment:** Have students write a one-page report on "The Loves of My Life." Three types of love must be included in the report, as well as an explanation as to how each love is different from the others. Students may volunteer to share their reports with the class or in small groups.

**Fostering Emotional and Social Development**

(Essential Elements/Activities/Assessments: HE-b.1B, CHE pp. 4-7; e.3b, ACD pp. 61; d.2B, PCD pp. 38-44)

# WHAT ARE YOU LIKE?

(Handout #1)

Begin at START and draw a line that connects all of the words which you think describe you.

START

serious interesting proud  
smart open-minded likeable  
lazy imaginative silly shy  
independent quiet careless  
selfish capable brave worried  
honest confused friendly hostile  
thoughtful kind sad lively  
jealous bashful happy  
clean nervous loud helpful

# WHAT IS IMPORTANT TO YOU?

Handout #2

Very Important
Somewhat Important
Not Important

	1	2	3	4	5
1. religion	1	2	3	4	5
2. family	1	2	3	4	5
3. friends	1	2	3	4	5
4. car	1	2	3	4	5
5. money	1	2	3	4	5
6. clothes	1	2	3	4	5
7. boyfriend or girlfriend	1	2	3	4	5
8. grades	1	2	3	4	5
9. what your peers think think about you	1	2	3	4	5
10. teacher's opinion of you	1	2	3	4	5
11. your appearance	1	2	3	4	5
12. popularity	1	2	3	4	5
13. T. V.	1	2	3	4	5
14. telephone	1	2	3	4	5
15. sports	1	2	3	4	5
16. pets	1	2	3	4	5
17. hobby	1	2	3	4	5
18. intellect	1	2	3	4	5
19. health	1	2	3	4	5
20. weekends	1	2	3	4	5
21. music	1	2	3	4	5
22. school	1	2	3	4	5
23. food	1	2	3	4	5

NAME \_\_\_\_\_

Handout # 3

**SELF-L. TEEM INVENTORY**

**Like Me**

**Unlike Me**

- 1. I spend a lot of time daydreaming. \_\_\_\_\_
- 2. I'm pretty sure of myself. \_\_\_\_\_
- 3. I often wish I were someone else. \_\_\_\_\_
- 4. I'm easy to like. \_\_\_\_\_
- 5. My parents and I have a lot of fun together. \_\_\_\_\_
- 6. I never worry about anything. \_\_\_\_\_
- 7. I find it very hard to talk in front of the class. \_\_\_\_\_
- 8. I wish I were younger. \_\_\_\_\_
- 9. There are lots of things about myself I'd change if I could \_\_\_\_\_
- 10. I can make up my mind without too much trouble. \_\_\_\_\_
- 11. I'm a lot of fun to be with. \_\_\_\_\_
- 12. I get upset easily at home. \_\_\_\_\_
- 13. I always do the right thing. \_\_\_\_\_
- 14. I'm proud of my school work. \_\_\_\_\_
- 15. Someone always has to tell me what to do. \_\_\_\_\_
- 16. It takes me a long time to get used to anything new. \_\_\_\_\_
- 17. I'm often sorry for the things I do. \_\_\_\_\_
- 18. I'm popular with kids my own age. \_\_\_\_\_
- 19. My parents usually consider my feelings. \_\_\_\_\_
- 20. I'm never unhappy. \_\_\_\_\_
- 21. I'm doing the best work that I can. \_\_\_\_\_
- 22. I give in very easily. \_\_\_\_\_
- 23. I can usually take care of myself. \_\_\_\_\_
- 24. I'm pretty happy. \_\_\_\_\_
- 25. I would rather play with children younger than I am. \_\_\_\_\_
- 26. My parents expect too much of me. \_\_\_\_\_
- 27. I like everyone I know. \_\_\_\_\_
- 28. I like to be called on in class. \_\_\_\_\_

I understand myself.

## Community Resources for Physical and Psychological Safety

- |  |  |
|--|--|
| <p><b>1. Agency:</b> All Saints Episcopal Hospital<br/> <b>Target Area:</b> 9-12</p>     | <p><b>Program:</b> Presentations<br/> <b>Contact:</b> Social Services Department</p> |
| <p>Phone Number: 926-2544</p>  |  |
| <p><b>Description:</b> Community education and referral to medical/health resources.</p> |  |
- |  |   |
|--|---|
| <p><b>2. Agency:</b> American Heart Association<br/> <b>Target Area:</b> 9</p> | <p><b>Program:</b> Putting Your Heart into the Curriculum<br/> <b>Contact:</b> Pam Hodges or Patricia Evans</p> |
| <p>Phone Number: 732-1623</p>  |   |
| <p><b>Description:</b> Education to decrease heart disease.</p>                |   |
- |   |  |
|---|--|
| <p><b>3. Agency:</b> American Red Cross<br/> <b>Target Area:</b> 9-12</p>             | <p><b>Program:</b> Health Education and Safety<br/> <b>Contact:</b> Grace Palmer</p> |
| <p>Phone Number: 732-4491</p>   |  |
| <p><b>Description:</b> Basic first-aid courses and CPR on any level upon request.</p> |  |
- |  |   |
|--|---|
| <p><b>4. Agency:</b> Because We Care, Inc.<br/> <b>Target Area:</b> 9-12</p>   | <p><b>Program:</b> Counseling/Presentations<br/> <b>Contact:</b> Sarah Brooke</p> |
| <p>Phone Number: 336-8311, ext. 420</p>  |   |
| <p><b>Description:</b> Because We Care Specialists are based at certain school sites throughout the FWISD. They provide services in education, prevention, intervention, after care to students and their families. Information and referral counseling related to drug and alcohol abuse.</p> |   |
- |  |   |
|--|---|
| <p><b>5. Agency:</b> Bridge Association, Inc.<br/> <b>Target Area:</b> 9-12</p>                      | <p><b>Program:</b> Spruce Emergency Youth Shelter<br/>                     Teen Talk--Confidential Counseling 336-TALK<br/> <b>Contact:</b> Counselor on duty</p> |
| <p>Phone Number: 877-4663</p>  |   |
| <p><b>Description:</b> Individual, group, and family counseling on a short-term basis for youth.</p> |   |
- |  |  |
|--|--|
| <p><b>6. Agency:</b> Catholic Social Services<br/> <b>Target Area:</b> 9-12</p>  | <p><b>Program:</b> Presentations/Counseling<br/> <b>Contact:</b> Theresa Rembert</p> |
| <p>Phone Number: 926-1231</p>  |  |
| <p><b>Description:</b> Family Counseling including parent-child, group, and individual. Presentations on self-esteem, feelings, and other personal issues.</p> |  |
- |  |   |
|--|---|
| <p><b>7. Agency:</b> Charter Hospital<br/> <b>Target Area:</b> 9-12</p>                                  | <p><b>Program:</b> Substance Abuse, Self Esteem<br/> <b>Contact:</b> Joe Milligan or Kimber Scott</p> |
| <p>Phone Number: 292-6844</p>  |   |
| <p><b>Description:</b> Awareness, education and prevention of chemical abuse. Psychiatric disorders.</p> |   |

8. **Agency:** Department of Human Services      **Program:** Presentations  
**Target Area:** 9-12      **Contact:** Any worker who answers the phone  
**Phone Number:** 335-4921 (24 hours)  
**Description:** Accepts and investigates child abuse reports, refers child and family to agencies as needed; foster care is given, also.
9. **Agency:** F.A.C.T.S. (Family Assessment, Consultation and Therapy Service) Inc.      **Program:** Counseling  
**Target Area:** 9-12      **Contact:** Leslie R. "Dick" Brockman  
**Phone Number:** 921-6858/654-FACT (metro)  
**Description:** Counseling to individuals, groups, and families concerning anger control, sex abuse, and substance abuse.
10. **Agency:** Fire Department, Fort Worth      **Program:** Fight Fire With Care  
**Target Area:** 9-10      **Contact:** Learn Not to Burn  
George Strahand or  
Cameron Brown  
**Phone Number:** 870-6861  
**Description:** A counseling program called "Fight Fire With Care," in conjunction with the Child Study Center. Available for juvenile firesetters ages 2-16. Also a program called "Learn Not to Burn," used by some schools in their curriculum. The purpose is to educate children about fire safety.
11. **Agency:** Fort Worth Fire Department      **Program:** Presentations  
**Target Area:** 9      **Contact:** Captain Roy Knight  
**Phone Number:** 870-6865  
**Description:** Programs and materials on fire safety and prevention of fires in the home.
12. **Agency:** Fort Worth Girls Club      **Program:** Presentations on Sexual Abuse and Dealing with Stress  
**Target Area:** 9-12      **Contact:** Sally De Foor  
**Phone Number:** 926-0226  
**Description:** Preventing Teen Pregnancy on how to talk to parents about sexuality.
13. **Agency:** Fort Worth Police Department      **Program:** Presentation  
**Target Area:** 9      **Contact:** Officer K. P. Middleton  
**Phone Number:** 870-7153  
**Description:** Safety precautions to take when traveling to and from school. Includes dealing with strangers, bicycle safety, crosswalk safety.
14. **Agency:** Harris College of Nursing      **Program:** Presentation  
**Target Area:** 9-12      **Contact:** Ann Kirkham, Assistant Professor  
**Phone Number:** 236-7048  
**Description:** Sexual abuse, rape, and how to deal with emotional and psychological abuse.

15. **Agency:** March of Dimes  
**Target Area:** 9-12  
**Program:** Presentations on Safety  
**Contact:** Laurie Lane, Director of  
Community Health  
Education  
**Phone Number:** 284-2702  
**Description:** Speakers and classroom presentations on health related subjects, i.e. prenatal care, nutrition, drugs. Free film library. Health career scholarships for qualifying high school seniors. Professional inservice in prenatal area. Limited financial assistance to post-polio patients.
16. **Agency:** Mental Health Association of  
**Target Area:** 9-12  
**Program:** Effective Learning Materials  
Felt Board Stories on  
Identifying Feelings  
**Contact:** Carolyn Goodspeed  
**Phone Number:** 335-5405  
**Description:** Information, referral and educational services related to mental health. Programs on self-esteem and stress management.
17. **Agency:** Parenting Guidance Center  
**Target Area:** 9  
**Program:** Effective Parenting  
**Contact:** Barbara Anderson  
**Phone Number:** 332-6348  
332-6399 (Warm line for parents)  
**Description:** Counseling services for parents who desire to develop positive parenting skills.
18. **Agency:** Parenting Guidance Center  
**Target Area:** 9  
**Program:** Parenting Education Program  
for Schools (PEPS)  
**Contact:** Pam Chevreaux  
**Phone Number:** 332-6348  
**Description:** Five-day presentation by trained volunteers, covering topics relating to parenting skills and responsible decision making.
19. **Agency:** Rape Crisis Program of the  
Women's Center of Tarrant County  
**Target Area:** 9-12  
**Program:** Counseling and Emotional  
Support for Rape Victims  
**Contact:** Susan Loving Harris  
**Phone Number:** 338-1126  
**Description:** Emotional support for youth as they go through the trauma of medical and legal procedures and information sharing.
20. **Agency:** Tarrant Council on Alcoholism  
and Drug Abuse  
**Target Area:** 9-12  
**Program:** Presentation  
**Contact:** Kim Kirchoff, Director of  
Education  
Pam Dunlop, Assistant  
Director  
**Phone Number:** 332-6329  
**Description:** Covers topics on developing a positive self-image, effects of peer pressure, knowledge of drug safety.



21. **Agency:** Texas Christian University  
**Target Area:** 9-12  
**Program:** Presentation  
**Contact:** Barbara Brown Herman,  
Director, Alcohol and  
Drug Education  
**Phone Number:** 921-7100  
**Description:** Self-esteem, coping with addictive parents, drug education, nutrition and eating disorders,  
communication skills and decision making.
22. **Agency:** Texas Christian University  
**Target Area:** 9-12  
**Program:** Presentation  
**Contact:** Dr. Harris Klinefelter,  
Counseling Center  
**Phone Number:** 921-7863  
**Description:** Eating Disorders and Sexual Abuse.
23. **Agency:** The Treatment Place  
(Parents United)  
**Target Area:** 9-12  
**Program:** Individual Therapy for the  
Abused and Abuser  
**Contact:** Rita Foust  
**Phone Number:** 877-3440 (24 hours)  
**Description:** A counseling service for youth who have been sexually abused. A counseling program for  
the perpetrator.

# RESOURCES, STRATEGIES, AND PLANNING

TABLE OF CONTENTS	
Community Resources.....	1
FWISD Resources.....	15
School Resources.....	19
Instructional Strategies.....	23
Instructional Planning Models.....	43

## ACKNOWLEDGMENT


The office of the Director of Curriculum would like to thank the following individuals for their efforts in the development of this section of the Fort Worth Independent School District curriculum documents:

Ann Hoover, Administrative Intern to Director of Curriculum  
Judy Satterwhite, Gifted Specialist, Elementary Education

*Nancy J. Timmons*  
Nancy J. Timmons  
Director of Curriculum

---

# COMMUNITY RESOURCES



## A

Resources	FT	S	Information
Adult Probation Department 200 W. Belknap Fort Worth, Texas (817) 535-6363 Contact: Lori Baldwin		✓	A presentation on probation or the criminal justice system.
Al-Anon-Alateen Information Service 1203 Lake St. Fort Worth, Texas (817) 336-2492		✓	Services provided for children of alcoholics.
American Cancer Society 2222 Montgomery St. Fort Worth, Texas (817) 737-3185 Contact: Loretta		✓	Presentations are made to meet the needs of the age group with regards to health education. Films are viewed with a question/answer period following.
American Red Cross-Tarrant County 6640 Camp Bowie Fort Worth, Texas (817) 732-4491 Contact: Grace Palmer		✓	Classroom presentations on services of the Red Cross, first aid, and national disaster relief
Amon Carter Museum 3501 Camp Bowie (817) 738-6811 Fort Worth, Texas Contact: Anne Farmer, Art Museum Tour Coordinator	✓		Tours of Museum's permanent collections and special exhibitions conducted by trained docents. Can enhance curriculum objectives in Texas and U.S. History.
Animal Control (817) 870-7398 Contact: Guy Natalie		✓	Classroom presentation by officers regarding responsible pet ownership, bite prevention, and adoption. Puppet show and VCR tape included in presentation. Appropriate for grades K-6.
Asian Cultural Center (817) 870-1127 Contact: Mike Goldberg		✓	Classroom presentations on the history and culture of Asian society.

FT=Field Trip  
S=Speaker Available

B

Resources	FT	S	Information
Big Brothers and Sisters of Tarrant County 1209 W. Freeway (817) 877-4277 Contact: Lanny Hassell		✓	This agency can provide information about their program which allows students to learn more about this organization. Also can provide information about a career in social work.
Black Art Gallery-Profiles in Pride 1000 E. Rosedale (817) 870-9709	✓	✓	Tour or classroom presentation available upon request.
Botanic Gardens 3220 Botanic Garden Drive, North Contact: Clara Wilson, Education Office (817) 870-7682	✓		Tours on various topics available.
Bureau of Engraving and Printing 6850 Blue Mound Rd. (817) 232-5833 Contact: Receptionist	✓		Tour of the federal building to view the process of printing money.

C

Resources	FT	S	Information
Casa Manana 3101 W. Lancaster (817) 332-9319 or 332-6221 Contact: Katherine Tronsor, Dona Shriener, or Daphne Kaplan	✓	✓	Special daytime performances (10:00 a.m.) weekdays and class presentations for grades K-12. Theatre school for K-12 with scholarships available.
Cattlemen's Museum 1301 W. 7th St. Fort Worth, Texas (817) 332-7064 Contact: Carol Williams, Museum/ Foundation Coordinator	✓		Historical and current day look at the cattle and ranching industries in Texas. Films and educational materials also available.
Center for Economic Education P. O. Box 5427 Denton, Texas 76203-5427 Contact: Dr. William Witter		✓	Resource persons and materials for economics education.
Child Abuse Prevention P. O. Box 128 Arlington, Texas 76005 (817) 640-5090 Contact: Audra Bennett		✓	Class presentation on the prevention of child abuse and services available to the community.

Resources	FT	S	Information
Citran (City Transit Service) 2304 Pine St. (817) 870-6226 Contact: Bobby Dike	✓		Tour consists of visiting Citran's property. A bus is provided to transport the group to and from school.
Comprehensive Crime Prevention Program 913 Taylor St. Fort Worth, Texas (817) 870-6600 Contact: Receptionist		✓	Presentations are available on the following subjects: child safety, self protection for women, home security, and fraud prevention. Other topics may be requested.

**F**

Resources	FT	S	Information
Fort Worth Aviation Dept. Meacham Field Terminal Building (817) 624-1127 Contact: Jan Till	✓		Tour of the terminal building. Watch planes take off and land. Those over 12 years may visit the control tower. Special tours may be arranged for older groups who are interested in aviation related careers.
Fort Worth Boys' Club 2000 Ellis Ave. Fort Worth, Texas (817) 624-8405 Contact: Unit Director	✓	✓	A tour of the Boys' Club and explanation of the purpose and services provided.
Fort Worth-Clean City Program (817) 870-6360 Contact: Sally Barnley		✓	Program for lower elementary students with audiovisuals.
Fort Worth Chamber of Commerce 760 Throckmorton St. Fort Worth, Texas Contact: Receptionist (817) 336-2491		✓	Speakers available to describe the ways in which the Chamber attracts new businesses to the area, as well as the services provided to existing Fort Worth businesses.
Fort Worth City Hall 1000 Throckmorton Fort Worth, Texas (817) 870-7551 Contact: Olivia Rodriguez	✓	✓	Tours of City Hall and speakers on a variety of topics in city government.
Fort Worth Convention and Visitors Bureau 700 Throckmorton Fort Worth, Texas (817) 336-8791 Contact: Diane Wolf		✓	Slide show and oral presentation on history of Fort Worth and tourist attractions.

Resources	FT	S	Information
Fort Worth Employment and Training Dept. "The Working Connection" 440 So. Main Fort Worth, Texas (817) 870-8790		✓	Wide range of topics covered regarding employment and training.
Fort Worth-Fire Safety Education 1000 Throckmorton Fort Worth, Texas (817) 870-6865 Contact: Capt. Roy Knight		✓	Presentation of film and question/answer session on fire prevention and safety.
Fort Worth Girls' Club 1425 8th Ave. Fort Worth, Texas (817) 926-0226 Contact: Sally Defore		✓	Classroom presentation on services provided by organization.
Fort Worth Hispanic Chamber of Commerce 2315 N. Main Fort Worth, Texas (817) 625-5411 Contact: Receptionist		✓	Speakers available on a variety of topics related to business opportunities for Hispanics.
Fort Worth Metropolitan Black Chamber of Commerce 2914 E. Rosedale Fort Worth, Texas (817) 531-8510		✓	Speakers available on a variety of topics related to business opportunities for Blacks.
Fort Worth Municipal Court "Teen Court" 1000 Throckmorton Fort Worth, Texas (817) 870-8680	✓	✓	Available to make presentations to classes during which a video tape is shown followed by a question/answer session. Students may also serve as volunteers in Teen Court.
Fort Worth Museum of Science and History 1501 Montgomery St. Fort Worth, Texas (817) 732-1631 Contact: Group Services Office	✓		One-hour guided tour of museum exhibits. Special emphasis may be placed on a variety of topics. Tours presented Tuesday through Friday at 9:30 and 11:00 a.m. Maximum: 50 students per tour.
Fort Worth Nature Center Rt. 10 Box 53 Fort Worth, Texas (817) 237-1111 Contact: Receptionist	✓		One-hour guided trail walk uses natural history items such as skulls and seeds to familiarize students with the natural world. Specialized programs available on request. Students divided into groups of 10-12. Maximum group size 80.

Resources	FT	S	Information
Fort Worth Opera Association 3505 W. Lancaster Fort Worth, Texas (817) 731-0833 Contact: Ginger Head	✓	✓	One-act opera performing troupe. Two 3-week performance periods, 1 spring, 1 fall, and one-act children's opera with question/answer time following. Also with program: make-up and set assembly demonstration.
Fort Worth Park & Rec. Dept. Historic Log Cabin Village (817) 926-5881 Contact: Receptionist	✓		Students visit the historic log homes and grist mill. Demonstrations of various pioneer crafts and the operations of a stone ground mill.
Fort Worth Police Dept. 350 W. Belknap Fort Worth, Texas (817) 877-8017 Contact: Patrol Captain's Office		✓	A wide variety of topics can be covered dealing with crime prevention and the work of the police.
Fort Worth Public Health Dept. 1800 University Dr. Fort Worth, Texas (817) 870-7213 Contact: Kathy Biernat, Education Dept.	✓	✓	A tour of the health department. Classroom presentations on a variety of health matters.
Fort Worth Star-Telegram 400 W. 7th St. Fort Worth, Texas (817) 336-9271 Contact: Receptionist, Educational Services	✓	✓	Tour includes all departments of the Star-Telegram and speakers describe the processes involved in gathering and printing the news.
Fort Worth Symphony Orchestra 4401 Trail Lake Dr. Fort Worth, Texas (817) 921-2676 Contact: Nancy Buchanan	✓	✓	A presentation including the following: History of symphony, description of types of instruments, listening to types of music, and the inner workings of an orchestra.
Fort Worth-Tarrant County Young Lawyers Association Texas Building (817) 338-4092 Contact: Receptionist		✓	Classroom presentations on law-related topics and law as a career.
Fort Worth Zoo (817) 870-7055 Contact: Zoo Education Dept.	✓		Guided tours provide students the opportunity to learn the proper care of animals and meet the people who care for the animals in a zoo.



## G

Resources	FT	S	Information
Genealogy Librarian Fort Worth Public Library 300 Taylor St. Fort Worth, TX (817) 870-7740		✓	Speakers and tours to prepare students for genealogical research.
General Motors Corp. 2525 E. Abram Arlington, Texas (817) 649-6254 Contact: Office of Plant Security	✓		Tours of assembly plant are conducted at no charge Mon-Fri.
General Services Administration 819 Taylor St. Fort Worth, Texas (817) 334-2321 Contact: Marcelio Banks		✓	A general discussion on the purpose, function, and general operation of a government agency; information on how to begin a career in government service.

## H

Resources	FT	S	Information
Historic Preservation Council for Tarrant County 902 S. Jennings Ave. (817) 338-0267 Contact: Marty Craddock		✓	Speakers provide information about the preservation of historical buildings in Tarrant County.

## I

Resources	FT	S	Information
International Training in Communications "Toastmistress" (817) 926-2288 Contact: Crystal Ward		✓	Training in public speaking and speakers available on a variety of topics. Organized extra-curricular club for high school. For details in organizing, contact Mary Hem, 923-5382.
Inter Cultura 1810 8th Ave. Fort Worth, Texas (817) 332-4691 Contact: Nicky Holland		✓	Presentations on world cultures and their interdependence with each other.

K

Resources	FT	S	Information
Kimbell Art Museum 3333 Camp Bowie Fort Worth, Texas (817) 738-6811 Contact: Art Museum Coordinator	✓		Guided tours of the permanent collection and special traveling exhibitions are offered. A number of tours have been designed to fulfill essential elements. Slide programs on art elements, periods, world areas available. Free. Call Education Department, 332-8451
KDTN/KERA Educational Services Department 300 Harry Hines Blvd. Dallas, Texas 75201 (214)871-1390		✓	Guide for librarians and classroom teachers of educational programming to be recorded.
KTVT Channel 11 Television 4801 W. Freeway Fort Worth, Texas (817) 451-111 Contact: Penny Preston		✓	Classroom visitors to speak on directing the television news cast.
KXAS Channel 5 TV 3900 Barnett St. Fort Worth, Texas Contact: Weatherman-Channel 5	✓	✓	Tours of weather reporting facilities only.

L

Resources	FT	S	Information
League of Women Voters 101 S. Jennings Ave. Fort Worth, Texas (817) 336-1333 Contact: Linda Burgess-236 1988 for Speaker's Bureau		✓	The voting process and national, state, and local candidates are discussed by classroom speakers.

M

Resources	FT	S	Information
Modern Art Museum of Fort Worth 1309 Montgomery Fort Worth, Texas (817) 738-9215 Contact: Tour Coordinator	✓		General and special exhibition tours provided. Guided tours offer students an opportunity to view and discuss various works of modern art. Two-three weeks advance notice required. Free.

N

Resources	FT	S	Information
NAACP-National Association for the Advancement of Colored People 1063 Evans Ave. Fort Worth, Texas (817)332-8919 Contact: Receptionist		✓	Speakers available to discuss the current issues and concerns of Black Americans.
NCNB-TEXAS Marketing Department (817) 390-6161 Contact: Sami Roop		✓	Class presentations on the banking industry.
Noble Planetarium-Museum of Science and History 1501 Montgomery St. Fort Worth, Texas (817) 732-1631 Contact: Group Services	✓		Presentations allow students to explore the universe. Sophisticated multi-media equipment helps create an environment where each student's imagination is stimulated. Topics vary. Minimum cost per student.

O

Resources	FT	S	Information
Omni Theatre-Fort Worth Museum of Science and History 1501 Montgomery St. Fort Worth, Texas (817) 732-1631 Contact: Group Services	✓		Film programs on a variety of scientific and/or cultural topics. Topics vary according to available film.

P

Resources	FT	S	Information
Parenting Guidance Center 2928 W. 5th St. Fort Worth, Texas (817) 332-6348 Contact: Receptionist		✓	Topics include individual, marital, and family counseling services. Information available on effective parenting.

## S

Resources	FT	S	Information
Safety Council of Fort Worth 301 Oakhurst Scenic Drive Fort Worth, Texas (817) 831-0641 Contact: Rommie Terrell or Jack Mitchell		✓	Education programs dealing with accident prevention in the home, in traffic, in the workplace, and in recreational pursuits.
Saint Joseph Hospital 1401 S. Main Fort Worth, Texas (817) 336-9371 Ext. 6815 Contact: Paula Mitchem		✓	A wide range of topics presented by individuals of Speaker's Bureau. Contact resource person for listing of topics.
Scott William Edrington Theatre 3505 W. Lancaster Fort Worth, Texas (817) 738-6509 Contact: Bill Garber	✓		Discount rates for preview of every show - \$3 per student. Tour of facilities to view play set may also be arranged. Contact Mr. Garber for arrangements.
Sid Richardson Collection of Western Art Museum 309 Main Street Fort Worth, TX (817) 332-6554 Contact: Jan Brenneman	✓		Tour of museum's permanent collection includes discussion of art elements, Western artists such as Remington and Russell, and 19th and early 20th century history and civilization.
Story Patch Players 6700 Camp Bowie Fort Worth, Texas (817) 738-7549		✓	Theatrical productions for elementary students. Fee charged for services.

## T

Resources	FT	S	Information
Tarrant Council on Alcoholism and Drug Abuse 617 7th Ave. Suite 305 Fort Worth, Texas (817) 332-6329 Contact: Ellen Nelson or Ramzie Gillespie		✓	Classroom presentation and video on social problems of alcohol and drug abuse.
Tarrant County Association for the Blind 912 W. Broadway Fort Worth, Texas (817) 332-3341 Contact: Wayne Pound	✓	✓	A tour of the workshop for the blind. Observe production lines and product assembly. Speakers give general overview of agency services and the disability of blindness.
Tarrant County Black Historical and Genealogical Society 1020 E. Humbolt Fort Worth, Texas (817) 332-6049 Contact: Mrs. Lenora Rolla		✓	Class presentations on Black history and genealogical methodology.

Resources	FT	S	Information
<p>Tarrant County District Attorney 200 W. Belknap Fort Worth, Texas (817) 334-1116 Contact: Tad Howington</p>	✓	✓	<p>Speakers available to give overview of county government and tours of county offices and courthouse may be arranged.</p>
<p>Tarrant County Humane Society 1840 E. Lancaster Fort Worth, Texas (817) 332-5681 or 332-5367 Contact: Lynn Bussington</p>		✓	<p>Film shown about functions of the Humane Society. Question/answer session concerning abuse, neglect, and population.</p>
<p>Tarrant County Junior College 1500 Houston St. Fort Worth, Texas (817) 877-9212 Contact: Nila Barker</p>		✓	<p>Speakers available on a wide variety of topics. Contact Ms. Barker for speakers' bureau listing.</p>
<p>Tarrant County Juvenile Retention Center 2701 Kimbo Rd. Fort Worth, Texas (817) 834-6311 Contact: Receptionist</p>	✓	✓	<p>Tour of facilities for limited number of students and guest speakers available.</p>
<p>Teen Challenge of Fort Worth 747 Samuels Ave. Fort Worth, Texas (817) 336-8191 Contact: Receptionist</p>		✓	<p>A film is shown followed by a discussion and question/answer session on drug prevention.</p>
<p>Texas Agricultural Extension Service 200 W. Bluff St. Fort Worth, Texas (817) 334-1293 Contact: Geneva Smith</p>		✓	<p>A presentation discussing urban landscapes, gardening, agribusiness, plant science, etc.</p>
<p>Texas Christian University 3825 Hilltop Rd. Fort Worth, Texas (817) 921-7490 Contact: Charleen McGilvray</p>	✓	✓	<p>Tours of specific subject areas or general tour of campus may be arranged. Presentations can be made concerning choosing a college, financial aid for college, and history of TCU. Contact various departments for subject specialists.</p>
<p>TU Electric Service 115 W. 7th St. Fort Worth, Texas (817) 336-9411 Contact: Receptionist</p>	✓	✓	<p>Tour of power plant for 5th grade and up and electric service building for 9th grade up. Tours by reservation Monday-Friday. Free loan of films and programs on energy for K-12. Classroom speakers are available upon request.</p>

Resources	FT	S	Information
Texas Employment Commission 301 W. 13th St. Fort Worth, Texas (817) 335-5111		✓	Information on choosing an occupation, making contacts in search of employment, making appointments for interviews etc.
Texas Heritage Inc. "Thistle Hill" 1509 Pennsylvania (817) 336-1212 Contact: Susan Hasker or Danelda Crouse	✓		Volunteers conduct 1/2 hour to 1 hour tours of Thistle Hill. Allows students to view the way of life of the Fort Worth Cattle barons and to participate in an architecture-scavenger hunt. Cost: \$1.50per student
Texas Rangers 1250 Copeland Rd. Fort Worth, Texas (817) 273-5222 Contact: Taunee Paur		✓	Local major league baseball club maintains a speakers' bureau. Will send speakers to classrooms.

U

Resources	FT	S	Information
U. S. Air Force-Carswell A.F.B. (817) 782-7157 Contact: Sgt. Becky Robinson	✓		A drive-thru explanation of the Air Force Base, a military dog demonstration, a base fire station tour, and a tour and explanation of B-52D and KD 135 Aircraft assigned to Carswell.

V


Resources	FT	S	Information
Vietnam Veteran's Center 1305 W. Magnolia Ave. Fort Worth, Texas (817) 921-3733 Contact: Don Waak or Hugh McKay		✓	Counselors at Vietnam Vet Center will speak to classes on their experiences in and perspectives of Vietnam.

W

Resources	FT	S	Information
Weaver and Tiúwell, C.P.A.'s 1500 Sinclair Fort Worth, Texas (817) 332-7905		✓	Informal lecture/response to a question session is presented. Also, a personal financial statement slide presentation for book-keeping classes.
Women's Center of Tarrant County 1723 Hemphill Fort Worth, Texas (817) 927-4040 Contact: Mary Blasingame		✓	Classroom presentation on issues affecting women.

---

# FORT WORTH INDEPENDENT SCHOOL DISTRICT RESOURCES



# FORT WORTH INDEPENDENT SCHOOL DISTRICT

## RESOURCES

### ADMINISTRATIVE STAFF

Dr. Don R. Roberts, Superintendent of Schools .....	878-3707
Mr. Eugene Gutierrez, Associate Superintendent, Non-Instructional Services .....	877-5687
Dr. Morris Holmes, Associate Superintendent, Instructional Services .....	878-3710
Ms. Jo Ann Houston, Assistant Superintendent, Personnel Services .....	878-3721
Dr. Dan Powell, Assistant Superintendent, Elementary and Secondary Education .....	878-3728
Dr. Midge Rach, Assistant Superintendent, Instructional Planning and Development .....	927-1910
Mr. Eldon Ray, Assistant Superintendent, Operations and Construction .....	625-9883
Mr. Joe Ross, Assistant Superintendent, Community, Employee, and Governmental Relations .....	878-3725
Dr. John Sawyer, Assistant Superintendent, Business and Finance .....	878-3705
Dr. J. D. Shipp, Assistant Superintendent, Instructional Support .....	878-3719

### OFFICES/DEPARTMENTS

Adopt-A-School .....	878-3723
Art .....	927-0458
Athletic .....	335-1802
Business Transportation .....	534-3375
Choral and General Music .....	927-1768
Communications/Information Center .....	336-2626
Bilingual/ESL .....	927-0228
Curriculum .....	927-0845
Production/Distribution .....	926-2492
Elementary Schools .....	878-3724
High Schools .....	878-3734
Middle School .....	878-3735
Early Childhood Education .....	921-2823
English/Language Arts Program Director .....	927-1876
Foreign Language Program Director .....	927-0528
Gifted and Talented Program .....	927-0609
Health Education Program Director .....	921-2651
Instructional Computing Program Director .....	921-1774
Instrumental .....	926-1199
Mathematics .....	927-1877
Physical Education .....	921-2811
Professional Development .....	927-1900
Professional Library and Media .....	735-4898
Reading .....	927-0925
Science .....	927-0731
Social Studies .....	927-1908
Vocational and Adult Education .....	878-3743




## PERIODICALS IN THE PROFESSIONAL LIBRARY 1989-1990

American Journal of Education	Reading Teacher
Appraisal: Science Books for Young People	School Science and Mathematics
Arithmetic Teacher	Science and Children
Bulletin of the Center for Children's Books	Science Books and Films
Classroom Computer Learning	Science Teacher
Counselor Education and Supervision	Social Education
Educational Leadership	Social Studies
Educators' Technology	Techrends
Elementary School Journal	Journal of Counseling and Development
English Journal	Journal of Learning Disabilities
Equity and Excellence	Journal of Physical Education, Recreation, and Dance
Exceptional Children	Journal of Reading
Executive Educator	Journal of School Health
Five Owls	Language Arts
Gifted Child Quarterly	Library Journal
Gifted Child Today	Mathematics Teacher
Hornbook	Modern Language Journal
Instructor	Oasis
Phi Delta Kappan	Vocational Education
Psychology Today	

---

# SCHOOL RESOURCES



## SCHOOL RESOURCES 1989-1990

Title	Name	Expertise
<u>Principal</u>	_____	_____
<u>Assistant Principals</u>	_____	_____
_____	_____	_____
_____	_____	_____
<u>Teachers as Resources</u>	_____	_____
_____	_____	_____
_____	_____	_____
<u>Special Program Coordinators</u>	_____	_____
<u>Instructional Specialists</u>	_____	_____
<u>Department Chairperson/ Lead Teacher</u>	_____	_____
<u>Counselors</u>	_____	_____
<u>Librarian</u>	_____	_____
<u>Nurse</u>	_____	_____
<u>Attendance Clerk</u>	_____	_____
<u>Financial Clerk</u>	_____	_____
<u>Head Custodian</u>	_____	_____
<u>Food Service Manager</u>	_____	_____
<u>PTA/PTO President</u>	_____	_____
<u>Other</u>	_____	_____

# INSTRUCTIONAL STRATEGIES

"Many instructional models have been developed for educating our youth. Instructional methods should provide opportunities for the students to organize their ideas in ways meaningful to them. We recognize that a variety of instructional methods is appropriate. Certain methods may be effective for developing skills, while another method may be more effective for higher level thought. Variety in instructional methods has been shown to be crucially important."  
—Grayson H. Wheatley

## Students Generally Remember:

- 10% of what they READ
- 20% of what they HEAR
- 30% of what they SEE
- 40% of what they HEAR & SEE
- 70% of what they SAY
- 90% of what they SAY as they Do

WEBBING

ANALOGIES

CRITICAL THINKING

COOPERATIVE LEARNING

GRAPHIC ORGANIZERS

CREATIVE THINKING

# TEACHING STRATEGIES

## for Cueing THINKING in the CLASSROOM

### "Strategy 1"

#### Think-Pair-Share

Think-Pair-Share is a multimode discussion cycle in which students listen to a question or presentation, have time to "think" individually, talk with each other in "pairs" and finally "share" responses with the larger group. The teacher signals students to switch from "listen" to "think" to "pair" to "share" by using cues (fig. 1).

Students raise their hands only on signals, *not* directly after the question or a response. Students may write or diagram their thoughts. In this activity, teachers also give cues on options for "how" students are to think or work in pairs. For instance, teachers may cue the students to reach consensus, engage in problem solving, or assume the role of devil's advocate (fig. 2).

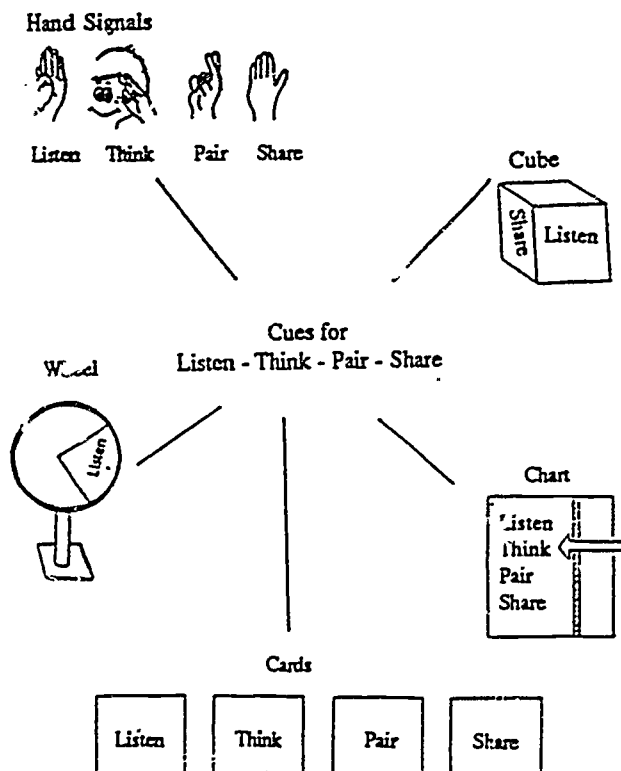


Fig. 1. Cues for Think-Pair-Share

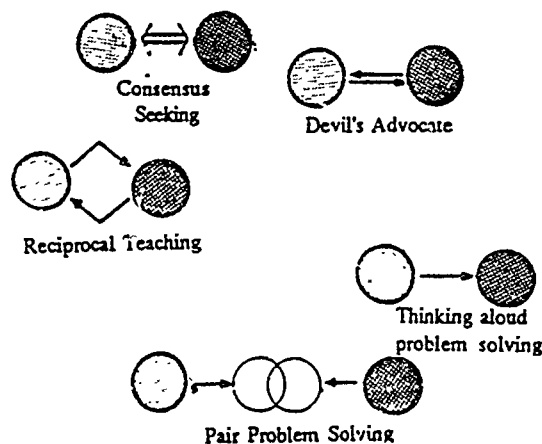


Fig. 2. Think-Pair-Share Structures

Reprinted with permission of Jay McTighe, Education Specialist, Maryland State Department of Education.

## "Strategy 2"

### Reading Reference Bookmark

While you read--  
**Tell**

yourself what the  
author says.

**Ask**

yourself if what you are  
reading makes sense.

**Picture**

what the author  
describes.

**Identify**

the main ideas.

**Predict**

what will come next.

If you don't understand--

**Identify**

the problem.

**Remind**

yourself of what you want  
to find out.

**Look Back.**

**Look Ahead.**

**Slow Down.**

**Ask**

for help.

After you read--

**Retell**

what you read in your own  
words.

**Summarize**

the most important ideas.

**Ask**

yourself questions and  
answer them.

**Picture**

in your mind what the  
author described.

**Decid**

what was especially  
interesting or enjoyable.

## Ready Reading Reference

If one analyzes the differences between good and poor readers, the importance of the strategic behaviors that good readers spontaneously employ before, during, and after their reading would be obvious.

The Ready Reading Reference bookmark was developed to summarize knowledge about "good reader" strategies. The bookmark serves as a tangible instructional tool and a concrete cue for students during independent reading.

These instructional tools can easily be made for classroom use and adapted to the appropriate grade.



Reprinted with permission of Jay McTighe, Education Specialist, Maryland State Department of Education.

## "Strategy 3"

### Questioning/Discussion Strategies Bookmark

Teachers can integrate effective questioning and discussion strategies into their daily repertoires by referring to a "cueing" bookmark which features question starters on one side and discussion strategies on the other. *During classroom discussion, the bookmark reminds teachers to use these promising strategies.*

#### Front

##### Questioning for Quality Thinking

**Acknowledge**—Identification and recall of information  
who, what, when, where, how \_\_\_\_\_?  
Describe \_\_\_\_\_

**Comprehension**—Organization and selection of facts and ideas  
Tell \_\_\_\_\_ in your own words.  
What is the main idea of \_\_\_\_\_?

**Application**—Use of facts, rules, principles  
Now is \_\_\_\_\_ an example of \_\_\_\_\_?  
Now is \_\_\_\_\_ related to \_\_\_\_\_?  
Why is \_\_\_\_\_ significant?

**Analysis**—Separation of a whole into component parts  
What are the parts or features of \_\_\_\_\_?  
Classify \_\_\_\_\_ according to \_\_\_\_\_.  
Outline/diagram/web \_\_\_\_\_.  
How does \_\_\_\_\_ compare/contrast with \_\_\_\_\_?  
What evidence can you list for \_\_\_\_\_?

**Synthesis**—Combination of ideas to form a whole  
What would you predict/infer from \_\_\_\_\_?  
What ideas can you add to \_\_\_\_\_?  
How would you create/design a new \_\_\_\_\_?  
What might happen if you combined \_\_\_\_\_ with \_\_\_\_\_?  
What solutions would you suggest for \_\_\_\_\_?

**Evaluation**—Development of opinions, judgments, or decisions  
Do you agree \_\_\_\_\_?  
What do you think about \_\_\_\_\_?  
What is the most important \_\_\_\_\_?  
Prioritize \_\_\_\_\_.  
How would you decide about \_\_\_\_\_?  
What criteria would you use to assess \_\_\_\_\_?

#### Back

##### Strategies to Extend Student Thinking

- **Remember "wait time I and II"**  
Provides at least three seconds of thinking time after a question and after a response
- **Utilize "think-pair-share"**  
Allow individual thinking time, discussion with a partner, and then open up the class discussion
- **Ask "follow-ups"**  
Why? Do you agree? Can you elaborate? Tell me more. Can you give an example?
- **Withhold judgment**  
Respond to student answers in a non-evaluative fashion
- **Ask for summary (to promote active listening)**  
"Could you please summarize John's point?"
- **Survey the class**  
"How many people agree with the author's point of view?" ("thumbs up, thumbs down")
- **Allow for student calling**  
"Richard, will you please call on someone else to respond?"
- **Play devil's advocate**  
Require students to defend their reasoning against different points of view.
- **Ask students to "unpack their thinking"**  
"Describe how you arrived at your answer." ("think aloud")
- **Call on students randomly**  
Not just those with raised hands
- **Student questioning**  
Let the students develop their own questions
- **Cue student responses**  
"There is not a single correct answer for this question. I want you to consider alternatives."

#### Cueing Bookmark

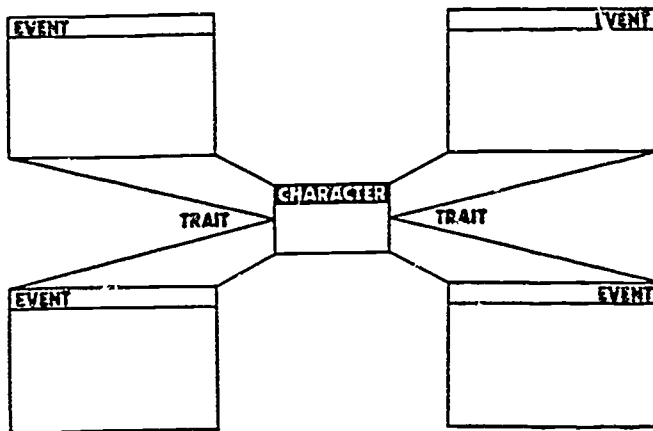
---

Source: Language and Learning Improvement Branch, Division of Instruction, Maryland State Department of Education, Mc Tighe, 1985. Reprinted with permission.

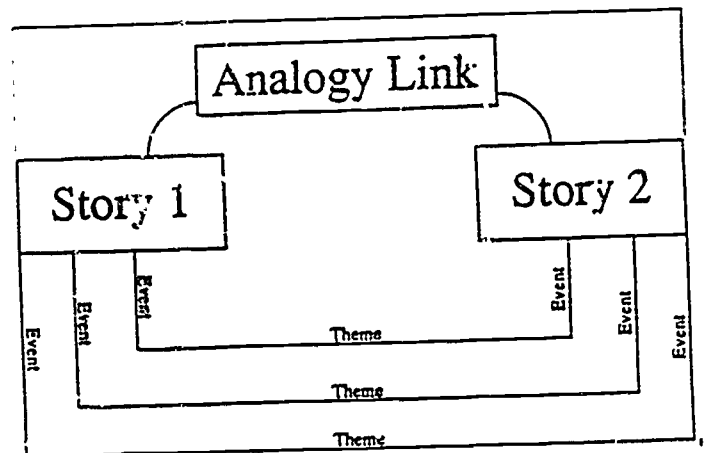
# "Strategy 4"

## Cognitive Mapping

Cognitive maps are effective tools for helping students improve their organizational abilities. These provide a visual, holistic representation of facts and concepts and their relationships within an organizational framework. They help students to 1) represent abstract or implicit information in more concrete form 2) depict the relationships among facts and concepts 3) generate and elaborate ideas; 4) relate new information to prior knowledge and 5) store and retrieve information. These cognitive maps become blueprints for oral discourse and written composition.



Problem	Goal(s)
Alternatives	Pros ⊕ & Cons ⊖
	⊖
	⊖
	⊕
	⊖
	⊕
	⊖
	⊕
	⊖
Decision(s)	Reason(s)



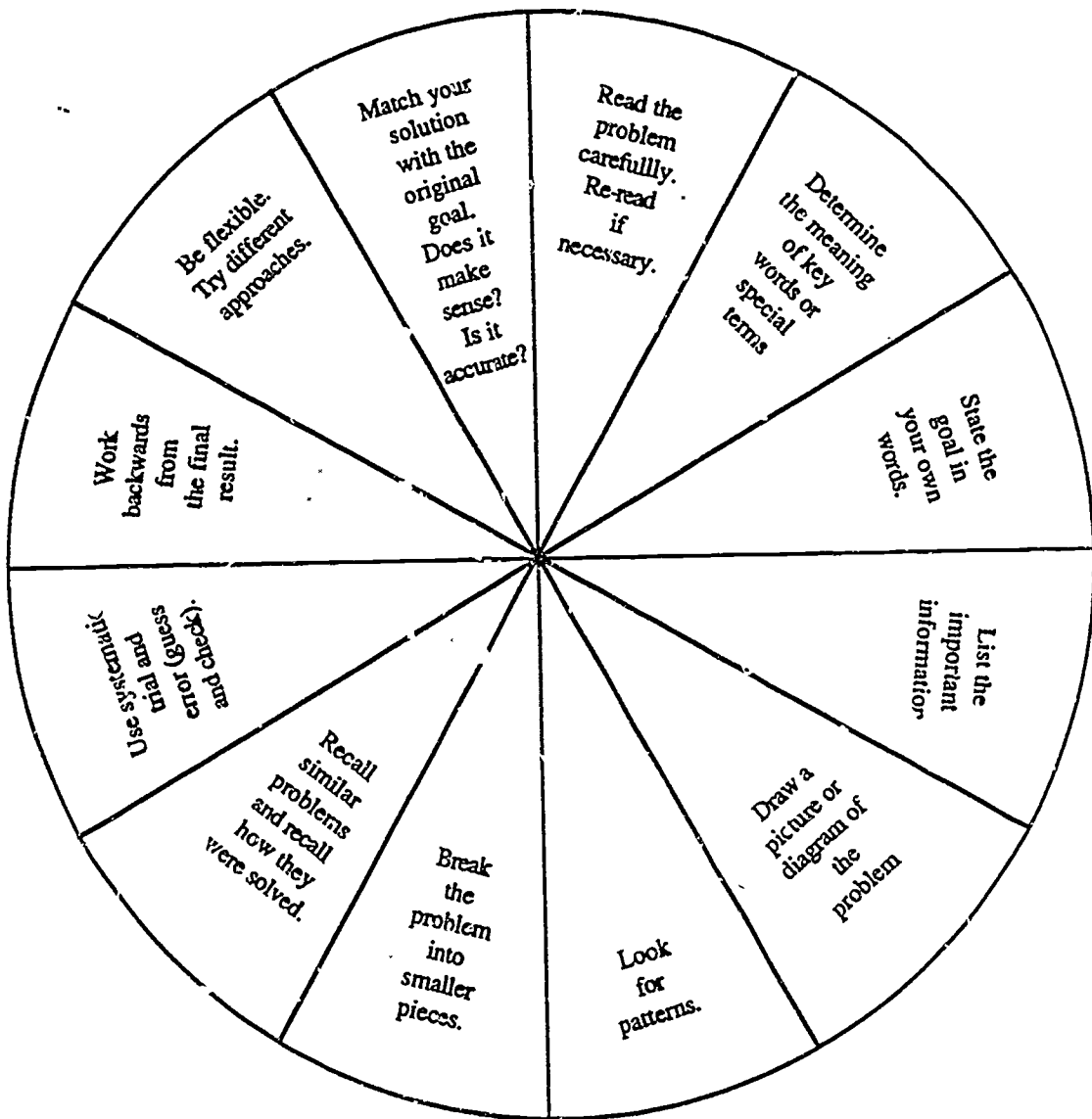
Reprinted with permission of Jay McTighe, Education Specialist, Maryland State Department of Education.



# "Strategy 5"

## Problem-Solving Strategies Wheel

Teachers who wish to improve student problem solving can spend classroom time examining the solution "process" along with the final answer, model their own strategic reasoning by "thinking aloud," and provide explicit instruction in problem-solving heuristics, using a *Problem Solving Strategies Wheel*. Teachers should project the wheel on a transparency or draw a wheel on a large piece of posterboard, thereby making it an instructional tool that reminds teachers and students of the strategies of the experts.



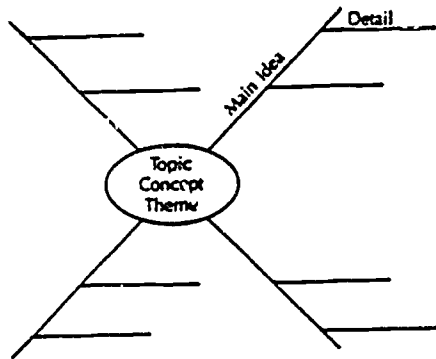
Transparency

Reprinted with permission of Jay McTighe, Education Specialist Maryland State Department of Education.

# GRAPHIC ORGANIZERS

Graphic representations are visual illustrations of verbal statements. Frames are sets of questions or categories that are fundamental to understanding a given topic. Here are shown nine "generic" graphic forms with their corresponding frames. Also given are examples of topics that could be represented by each graphic form. These graphics show at a glance the key parts of the whole and their relations, helping the learner to comprehend text and solve problems.

Spider Map



Used to describe a central idea: a thing (a geographic region), process (meiosis), concept (altruism), or proposition with support (experimental drugs should be available to AIDS victims). Key frame questions: What is the central idea? What are its attributes? What are its functions?

Continuum/Scale



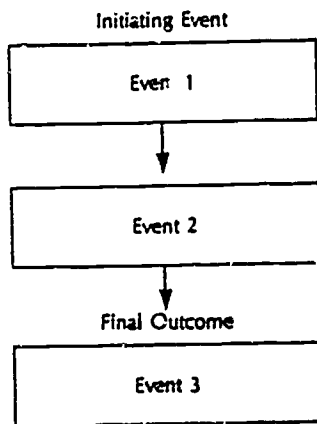
Used for time lines showing historical events or ages (grade levels in school), degrees of something (weight), shades of meaning (Likert scales), or ratings scales (achievement in school). Key frame questions: What is being scaled? What are the end points?

Compare/Contrast Matrix

	Name 1	Name 2
Attribute 1		
Attribute 2		
Attribute 3		

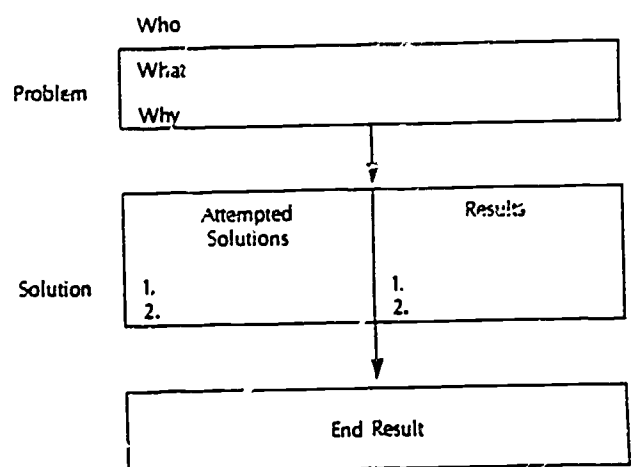
Used to show similarities and differences between two things (people, places, events, ideas, etc.). Key frame questions: What things are being compared? How are they similar? How are they different?

Series of Events Chain



Used to describe the stages of something (the life cycle of a primate); the steps in a linear procedure (how to neutralize an acid); a sequence of events (how feudalism led to the formation of nation states); or the goals, actions, and outcomes of a historical figure or character in a novel (the rise and fall of Napoleon). Key frame questions: What is the object, procedure, or initiating event? What are the stages or steps? How do they lead to one another? What is the final outcome?

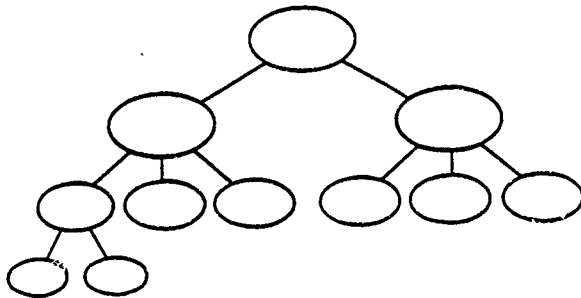
Problem/Solution Outline



Used to represent a problem, attempted solutions, and results (the national debt). Key frame questions: What was the problem? Who had the problem? Why was it a problem? What attempts were made to solve the problem? Did those attempts succeed?

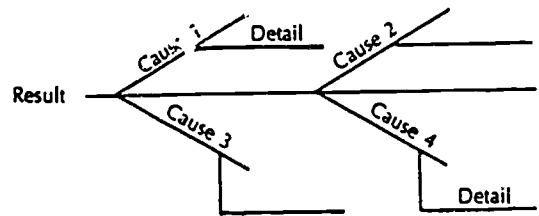
Graphic Organizers (Cont'd)

Network Tree



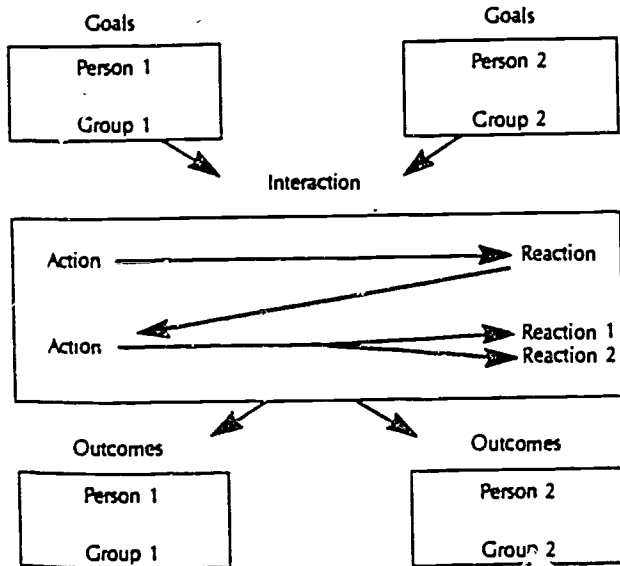
Used to show causal information (causes of poverty), a hierarchy (types of insects), or branching procedures (the circulatory system). Key frame questions: What is the superordinate category? What are the subordinate categories? How are they related? How many levels are there?

Fishbone Map



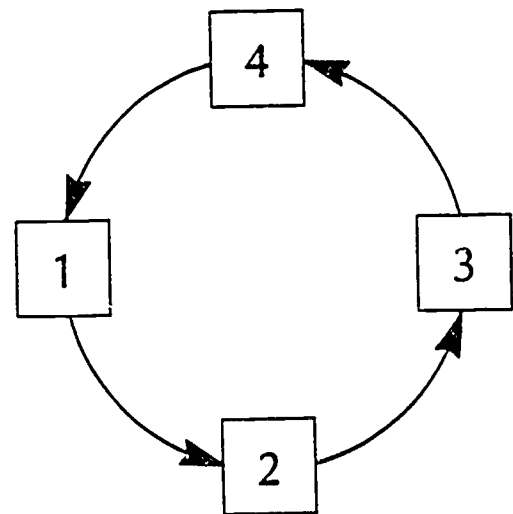
Used to show the causal interaction of a complex event (an election, a nuclear explosion) or complex phenomenon (juvenile delinquency, learning disabilities). Key frame questions: What are the factors that cause X? How do they interrelate? Are the factors that cause X the same as those that cause X to persist?

Human Interaction Outline



Used to show the nature of an interaction between persons or groups (European settlers and American Indians). Key frame questions: Who are the persons or groups? What were their goals? Did they conflict or cooperate? What was the outcome for each person or group?

Cycle



Used to show how a series of events interact to produce a set of results again and again (weather phenomena, cycles of achievement and failure, the life cycle). Key frame questions: What are the critical events in the cycle? How are they related? In what ways are they self-reinforcing?

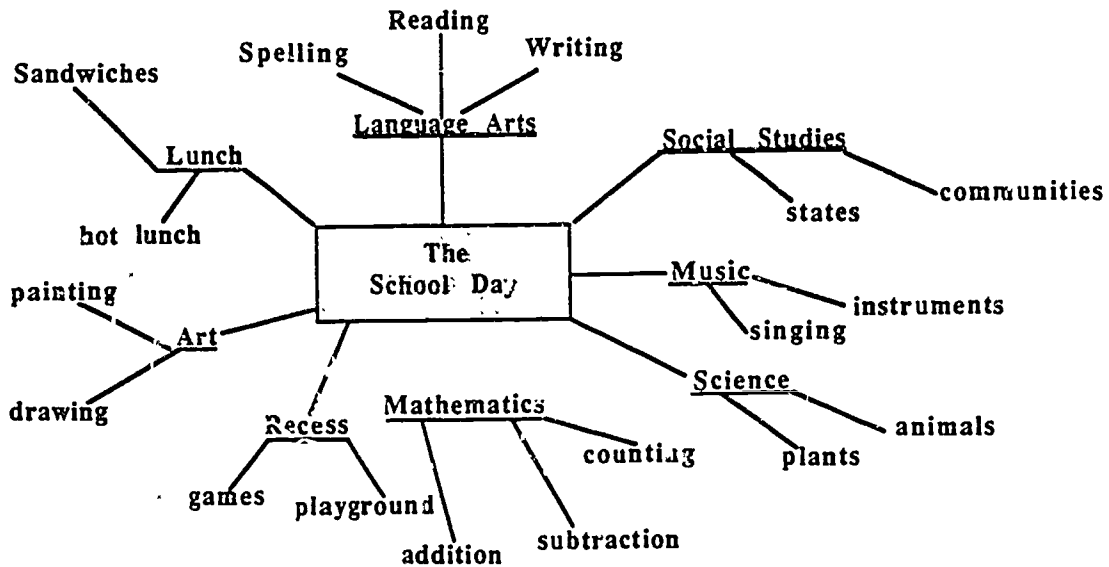
b

# WEBBING

**WEBBING** is a method of brainstorming or generating ideas on a given topic in which connections among related ideas are shown. By doing a webbing activity, a teacher can determine what the class knows about a certain subject.

## PROCESS STEPS:

1. Choose a major topic.
2. Divide the topic into subtopics.
3. Show connections between related ideas.



Reprinted with Permission from *ABC's of Thinking with Caldecott Books*, p. 102,  
Copyright 1988 Book Lures, Inc.

# DECISION MAKING

**DECISION MAKING** is a process leading to the selection of one of several options after consideration of facts, ideas, possible alternatives, probable consequences, and personal values.

**PROCESS STEPS:**

1. Identify the problem.
2. Think of alternative solutions.
3. Establish criteria for weighing each alternative.
4. Weigh the alternatives on the basis of the criteria.
5. Choose the alternative which is rated best.
6. Give reasons for your choice.

## CRITERIA

S  
O  
L  
U  
T  
I  
O  
N  
S

	Easy to make and take	Good for you	Tastes good
Popcorn			
Cup cakes			
Apples			

Reprinted with Permission from *ABC's of Thinking with Caldecott Books*, p. 24  
Copyright 1988 Book Lures, Inc.

# TASK ANALYSIS

**TASK ANALYSIS** is a system for breaking down a task into fundamental skills and subskills. The first step is to define the final performance goal and then to list the skills necessary to attain that goal. This skill is fundamental in problem-solving activities.

## PROCESS STEPS:

1. Define the final performance goal.
2. List the steps and skills necessary to reach that goal.
3. Follow the steps to determine if they produce the goal.

# BRAINSTORMING

The Goal of Brainstorming is to:

1. PRODUCE MANY RESPONSES
2. ACCEPT ALL RESPONSES
3. WITHHOLD PRAISE OR JUDGMENT OF ANY SINGLE RESPONSE GIVEN
4. PROVIDE AN ACCEPTING ATMOSPHERE
5. HITCHHIKE ON EACH OTHER'S IDEAS
6. AIM FOR QUANTITY—NOT ALL RESPONSES WILL BE OF HIGH QUALITY

## GENERALIZATION

A **GENERALIZATION** is a rule, principle, or formula that governs or explains a number of related situations.

### PROCESS STEPS:

1. Collect, organize, and examine the material.
2. Identify the common characteristics.
3. Make and state a generalization based on the common characteristics.
4. Find other instances in which the generalization is true.
5. Try to transfer the generalization to other situations or uses.

## ANALOGY

An **ANALOGY** is a comparison which points out similarities between two things that might be different in all other respects or circumstances.

Example: Shoe is to foot as mitten is to (hand).

Nose is to smell as ear is to (hear).

### PROCESS STEPS:

1. Select items that are to be compared.
2. Identify the common clues in the items.
3. Determine how the first two items are related.
4. Complete the analogy by choosing the item that relates to the third item in the same way.

# CREATIVE THINKING STRATEGIES

## FLUENCY

**FLUENCY** is the ability to produce common responses to a given situation. The emphasis is on quantity rather than on quality. The intent is to build a large store of information or material for further, selective use.

### PROCESS STEPS:

1. Define the situation and determine the category.
2. Ask the students for many responses.
3. Follow brainstorming rules.
4. List all ideas given.

## FLEXIBILITY

**FLEXIBILITY** is the ability to respond in a variety of categories, to group responses into new uses for familiar objects or situations. Flexibility requires thinking beyond the usual and obvious to the new and original. In the story of the OX-CART MAN, who would expect the farmer to sell his boxes, his ox-cart, his ox, and the ox's yoke and harness, walk home, and begin over again? As with flexibility, the best responses require time to develop. Students need time to incubate the best ideas.

### PROCESS STEPS:

1. Identify the information to be used.
2. Examine the items to be used.
3. Identify many categories for the material.
4. Respond with new and creative categories or uses.

## ORIGINALITY

**ORIGINALITY** is the ability to generate novel, nontraditional, or unexpected ideas and to interpret these ideas in clever, unique products.

### PROCESS STEPS:

1. Determine and define the situation.
2. Ask for original, unique ideas.
3. Provide products for sharing the original idea.



## ELABORATION

**ELABORATION** is the process of adding details to an existing product. Introduce the story by discussing stories of fairies, princesses, knights, kings, and dragons. Help the students elaborate on the basic design of a dinosaur to create a dragon.

### PROCESS STEPS:

1. Examine the basic idea or object to be changed or improved by elaboration.
2. Define the basic idea.
3. Decide how to add to or expand on the basic idea to make it more interesting or complete.
4. Add details to develop a more interesting or useful idea.

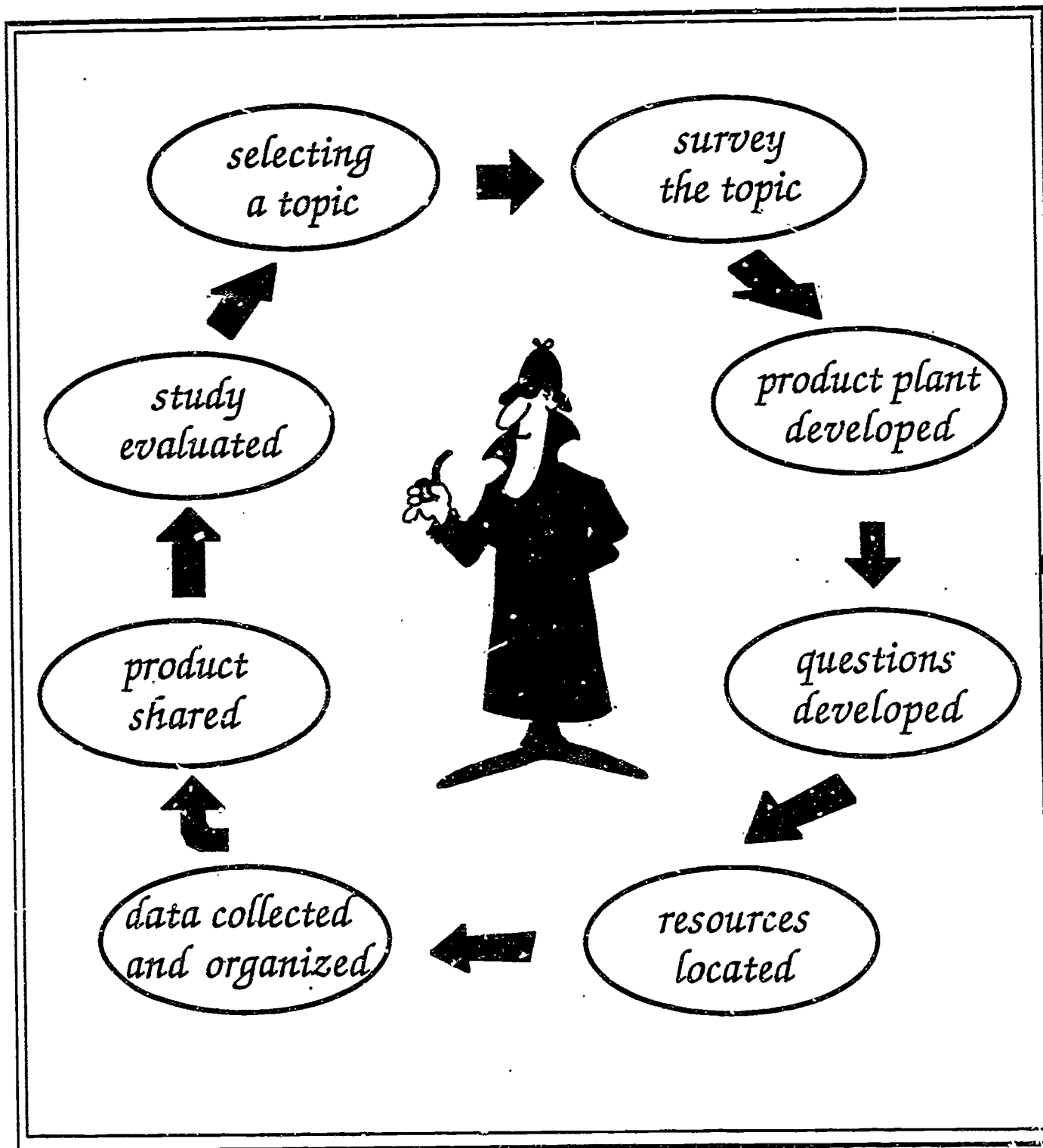
## DISCOVERY

**DISCOVERY** is a method of teaching the processes of science or problem solving in which the teacher silently conducts the demonstration and the students attempt to determine why what is shown occurs.

### PROCESS STEPS:

1. Silently show the demonstration after telling the group to watch carefully and challenging them to try to determine why what they see occurs.
2. Collect observations on the chalkboard.
3. Have the class ask questions that can be answered by yes or no in order to obtain information to supplement their observations.
4. Ask if there are any operational questions that could be investigated or other demonstrations that need to be done in order to supply more information. Allow time to investigate or to perform the desired demonstrations.
5. Collect on the chalkboard those points or factors that the class deems important to the problem solution.
6. Call for a solution, or multiple solutions, to the problem. Children should not only present their solutions but also present supporting evidence from the problem-solving session.

# THE INDEPENDENT STUDY MODEL




Reprinted with permission from *ABC's of Thinking* with Caldecott Books, p. 24.  
Copyright 1988, Book Lure, Inc.

# COOPERATIVE LEARNING

Cooperative learning is a systematic model for teaching content while having students practice skills necessary for effective group work. The basic principles of cooperative learning are:

1. Face-to-face interaction
2. Individual accountability
3. Positive interdependence
4. Social skills
5. Group processing



Circles of Learning

## QUICK COOPERATIVE STARTERS

**Learning Partners:** Ask the students to turn to a neighbor and ask him/her something about the lesson, to explain a concept you've just taught, to explain the assignment, to explain how to do what you've just taught, to summarize the three most important points of the discussion, or whatever fits the lesson.

**Reading Groups:** Students read material together and answer the questions. One person is the Reader, another the Recorder, and the third the Checker (who checks to make certain everyone understands, agrees with, and can explain the answers). They must come up with three possible answers to each question and circle their favorite one. When finished, they sign the paper to certify that they all understand, agree on, and can explain the answers.

**Bookends:** Before a film, lecture, or a reading, have students summarize together what they already know about the subject and come up with questions they have about it. Afterwards, the trios answer questions, discuss new information, and formulate new questions.

**Jigsaw:** Each person reads and studies part of a selection with a partner, practices teaching the section with a new partner (student studying same section from another group), then teaches what he or she has learned to the other members of the group. Each then quizzes the group members until satisfied that everyone knows all parts thoroughly.

**Drill Partners:** Have students drill each other on the facts they need to know until they are certain both partners know and can remember them all. This works for spelling, vocabulary, math, grammar, test review, etc. Give bonus points on the test if all members score above a certain percentage.

**Reading Buddies:** In lower grades, have students read their stories to each other, getting help with words and discussing content with their partners. In upper grades, have students tell about their books and read their favorite parts to each other.

**Worksheet Checkmates:** Have two students, each with different jobs, do one worksheet. The Teacher reads, then suggests an answer; the Writer either agrees or comes up with another answer. When they both understand and agree on an answer, the Writer can write it.

**Homework Checkers:** Have students compare homework answers, discuss any they have not answered similarly, then correct their papers and add the reason they changed an answer. Make certain everyone's answers agree, then staple the papers together. Grade one paper from each group and give group members that grade.

**Test Reviewers:** Have students prepare each other for a test. They get bonus points if every group member scores above a preset level.

**Composition Pairs:** Student A explains what she/he plans to write to Student B; while Student B takes notes or makes an outline. Together they plan the opening or the thesis statement. Then Student B explains while Student A writes. They exchange outlines and use them in writing their papers.

**Problem Solvers:** Give groups a problem to solve. Each student must contribute part of the solution. Groups can decide who does what, but they must show where all members contributed. Or, they can decide together, but each must be able to explain how to solve the problem.

**Computer Groups:** Students work together on the computer. They must agree on the input before it is typed in. One person is the Keyboard Operator, another the Monitor Reader, a third the Verifier (who collects opinions on the input from the other two and makes the final decision). Roles are rotated daily so everyone gets experience at all three jobs.

**Book Report Pairs:** Students interview each other on the books they read, then they report on their partner's book.

**Writing Response Groups:** Students read and respond to each other's papers three times:


1. They mark what they like with a star and put a question mark anywhere there is something they don't understand or think is weak. Then they discuss the paper as a whole with the writer.
2. They mark problems with grammar usage, punctuation, spelling, or format and discuss it with the author.
3. They proofread the final draft and point out any errors for the author to correct.

Teachers can assign questions for students to answer about their group members' papers to help them focus on certain problems or skills.

**Report Groups:** Students research a topic together. Each one is responsible for checking at least one different source and writing at least three notecards of information. They write the report together; each person is responsible for seeing that his/her information is included. For oral reports, each must take a part and help others rehearse until they are at ease.

**Summary Pairs:** Have students alternate reading and orally summarizing paragraphs. One reads and summarizes while the other checks the paragraph for accuracy and adds anything left out. They alternate roles with each paragraph.

**Elaborating and Relating Pairs:** Have students elaborate on what they are reading and learning by relating it to what they already know about the subject. This can be done before and after reading a selection, listening to a lecture, or seeing a film.



Circles of Learning

Johnson, D. W., Johnson, R. T., & Holubec, E. (EDS., 1984), *Cooperation in the Classroom* (revised ed.). Edina, MN: Interaction Book Company.

# PROBLEM-SOLVING SEQUENCE

by L. S. Shulman

1. **Problem sensing**, in which a person initially detects, to his discomfort, that some kind of problem or incongruity exists.
2. **Problem formulating**, wherein the person subjectively defines a particular problem and develops his own anticipated form of solution.
3. **Searching**, in which the individual questions, hypothesizes, gathers information, and occasionally backtracks.
4. **Problem resolving**, the final phase in which the person becomes satisfied that he has solved the problem or "found out why," thus removing the disequilibrium.

# PROBLEM-SOLVING HEURISTICS

by Stephen Krulik and Jesse Rudnick

1. **Read**
  - 1a. Note key words.
  - 1b. Get to know the problem setting.
  - 1c. What is being asked for.
  - 1d. Restate the problem in your own words.
2. **Explore**
  - 2a. Draw a diagram, or construct a model.
  - 2b. Make a chart. Record the data.
  - 2c. Look for pattern.
3. **Select a Strategy**
  - 3a. Experiment
  - 3b. Look for a simpler problem.
  - 3c. Conjecture/guess.
  - 3d. Form a tentative hypothesis.
  - 3e. Assume a solution.
4. **Solve**
  - 4a. Carry through your strategy.
5. **Review and Extend**
  - 5a. Verify your answer.
  - 5b. Look for interesting variations on the original problem.

# INSTRUCTIONAL PLANNING MODELS



The key to successful teaching is good planning. There is no substitute for it. Good planning helps create correct discipline, pleasant atmosphere in the class, and purposeful activity free from dead spots and waste motion—in short, good planning promotes worthwhile learning. No one can teach well for long without planning well.

—Leonard H. Clark

# PLANNING MODEL

## UNIT/MAJOR OBJECTIVE

Compare and contrast life in the various American Colonies

## OBJECTIVES

1. Describe the influence of geography, government, and religion on the growth and development of the New England Colonies.
2. Describe the influence of geography, government, and significant persons and groups on growth and development of the Middle Colonies.
3. Describe the influence of geography, economics, and slavery on growth and development of the Southern Colonies.

## ASSESSMENT TYPES

### Assessment Type #1

Using the map, label the Middle Colonies, their major cities, and bodies of water.



### Assessment Type #2

Writing Assignment: Discuss at least three examples of how geography affected growth and development of the Middle Colonies. Be sure to elaborate on your examples.

---



---



---



---



---

### Assessment Type #3

Divide students into six groups. From a list of individuals and groups who influenced development of the Middle Colonies, each group will select a subject for research and organize the information collected. Research reports will be presented orally. (Information maps could be presented on charts or as mobiles.)

John Sellers

Ben Franklin

### Other Assessment Types

- Individual Student Projects
- Teacher Observations
- Independent Research
- Other products such as murals, timelines, and models



# PLANNING MODEL

**UNIT/MAJOR OBJECTIVE**  
Compare and contrast life in the American Colonies

- OBJECTIVES**
1. Describe the influence of geography, government, and religion on the growth and development of the New England Colonies.
  - \*2. Describe the influence of geography, government, and significant persons and groups on growth and development of the Middle Colonies.
  3. Describe the influence of geography, economics, and slavery on growth and development of the Southern Colonies.

**INSTRUCTIONAL ACTIVITIES**

46

**Instructional Activity #1**  
Using a wall map, locate the Middle Colonies. As each colony is located, ask students to discuss the following:

- How did geography affect development?
- What were the major cities and resources?
- What groups settled in the colony?
- Describe what social life was like and how it was influenced by geographic factors (e.g., weather, natural resources, proximity to other colonies)

**Instructional Activity #2**  
Divide class into four groups. Assign each group one of the Middle Colonies. Have them imagine they are proprietors and must decide on five laws they will make for their colonies. Students will publish their "charters" and be able to discuss the rationale for their charter and the similarities and differences among all of the charters.

**Instructional Activity #3**  
As the teacher delivers a mini-lecture, students will take notes by completing the matrix outline. Students will discuss any noted similarities and differences among the geography, government, and significant persons and groups in each colony.

Colonies	Geog.	Govt.	Slp.	Group	Sig Persons
PA					
NY					
MD					
VA					

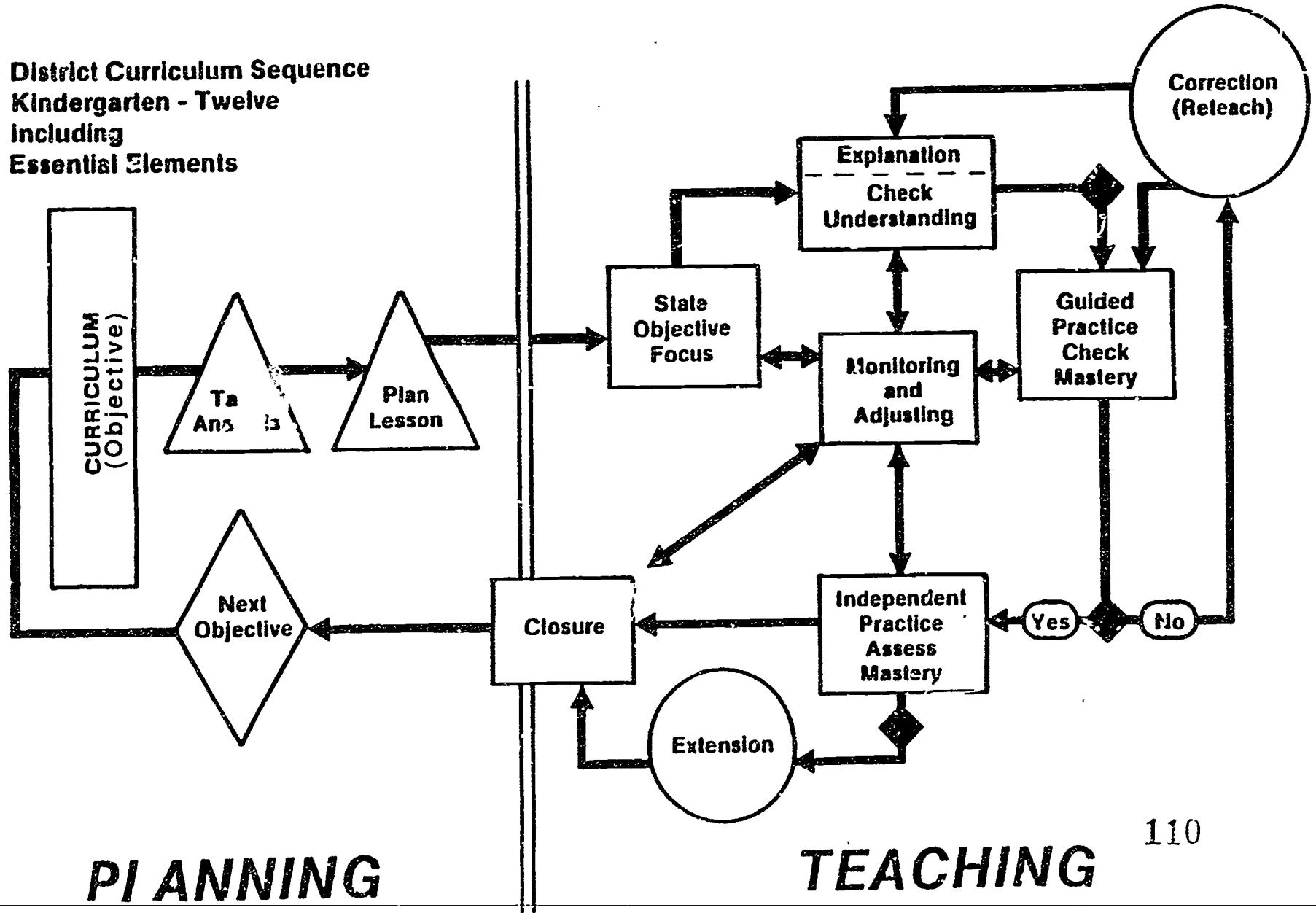
- Other Instructional Activities**
- Field trips to local museums to examine artifacts and original sources
  - Small cooperative discussion groups
  - Interrupted film technique with guided discussion
  - Review and discussion of Colonial literature

# MODEL FOR EFFECTIVE TEACHING

## A LESSON CYCLE

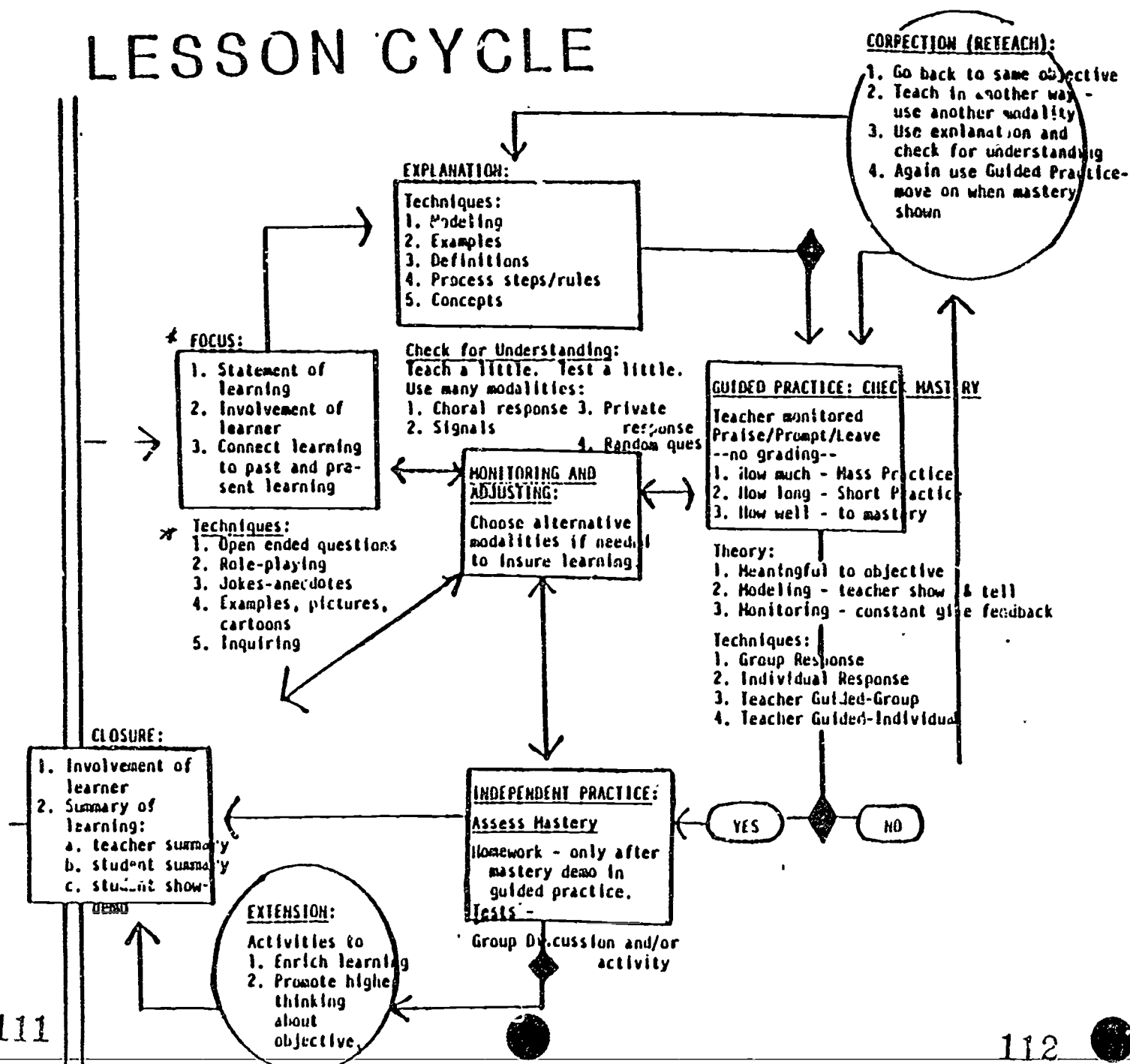
District Curriculum Sequence  
Kindergarten - Twelve  
Including  
Essential Elements

47



MODEL FOR EFFECTIVE TEACHING

# LESSON CYCLE



## TEACHER RESPONSE FORM

Teacher's Name (optional) \_\_\_\_\_ School \_\_\_\_\_

Name of Guide \_\_\_\_\_

Your comments and suggestions are needed in order to enhance the quality and usability of this curriculum guide. Please complete the following questionnaire and return to Dr. Nancy Timmons, Director of Curriculum by February 5, 1991.

	Agree - Disagree					Comments
1. The guide is organized in an effective, usable manner.	1	2	3	4	5	
2. The statement of philosophy reflects my ideas, opinions, and beliefs about the subject matter.	1	2	3	4	5	
3. The goal statements are broad, comprehensive and express the general aims and direction of the course(s).	1	2	3	4	5	
4. The objectives are clearly stated, appropriate, and measurable.	1	2	3	4	5	
5. The suggested instructional activities and assessment items are clearly described, aligned with objectives, and varied to accommodate different abilities and learning styles.	1	2	3	4	5	
6. The suggested instructional units are helpful in modeling the instructional planning process.	1	2	3	4	5	
7. The suggested instructional strategies section is helpful in planning for variety in teaching.	1	2	3	4	5	
8. The resources, strategies, and planning section is adequate and helpful.	1	2	3	4	5	

Additional comments/suggestions: \_\_\_\_\_  
 \_\_\_\_\_  
 \_\_\_\_\_  
 \_\_\_\_\_

NOTE: You are invited to submit your ideas, activities, and assessments for possible inclusion in the curriculum guides. Your input is welcomed and appreciated. Please include the grade level, subject, and course objective(s) for each submission.

Check the appropriate item(s)

- Teaching Activity
- Assessment Item
- Enrichment/Reteaching Activity
- Unit Plans
- Teaching Strategy
- Resource
- Other ( \_\_\_\_\_ )

This document was published and distributed  
by the Curriculum Production and Distribution  
Department of the Fort Worth Independent School  
District.

Dewey W. Mays, Jr., Director

Inas R. Carroll, Editorial Assistant

Angela Jimenez, Secretary

Edith Nichols, Departmental Secretary

Jill Rambo, Production Clerk

Silvia Rodriguez, Production Secretary