

TITLE Rural Development. Federal Programs that Focus on Rural America and Its Economic Development. Briefing Report to the Ranking Minority Member, Subcommittee on Conservation, Credit, and Rural Development, Committee on Agriculture, House of Representatives.

INSTITUTION General Accounting Office, Washington, DC. Resources, Community, and Economic Development Div.

REPORT NO GAO/RCED-89-56BR

PUB DATE Jan 89

NOTE 243p.; Tables contain small print.

AVAILABLE FROM U.S. General Accounting Office, P.O. Box 6015, Gaithersburg, MD 20877 (1-5, free, 6 or more, \$2.00 each, 25% discount on 100 or more to single address).

PUB TYPE Reports - Research/Technical (143) -- Statistical Data (110)

EDRS PRICE MF01/PC10 Plus Postage.

DESCRIPTORS *Agriculture; *Economic Development; Federal Aid; *Federal Programs; *Human Resources; Rural Areas; *Rural Development; Rural Education; Tables (Data)

IDENTIFIERS *Counties; Infrastructure

ABSTRACT

This report identifies those federal programs that are essentially rural and pursue economic development purposes. Using the 10 Beale population codes, 2,097 of the 3,096 U.S. counties, containing 16% of the U.S. population, were defined as rural (had urban populations of less than 20,000). The approximately 800 federal domestic assistance programs were placed into six categories based on development objectives. The four categories containing the principal rural development-type programs were economic development, agriculture and natural resources, infrastructure, and human resources (including education). In these four categories, 88 programs met the definition of rural development-type programs. The 88 programs provided total funding to both rural and nonrural counties of about \$29 billion in fiscal year 1987. Rural share data for fiscal year 1985 was available for 48 programs; these provided about \$17 billion total, of which about 21% went directly to rural counties. The U.S. Department of Agriculture (USDA) administered the greatest number of rural development-type programs, was the only agency with programs in all four rural development categories, and provided the highest percentage of funding to rural counties. Thus, USDA would be the federal agency with the broadest experience base for implementing a rural development policy via the proposed Rural Development Administration. Extensive appendices categorize all U.S. counties by Beale code, provide information on total funding and rural share of all federal domestic assistance programs, and describe the 88 rural development-type programs. (SV)

EDS 25299

PC 017888



U.S. DEPARTMENT OF EDUCATION

**Resources, Community, and
Economic Development Division**

B-217782

January 19, 1989

The Honorable E. Thomas Coleman
Ranking Minority Member
Subcommittee on Conservation, Credit,
and Rural Development
Committee on Agriculture
House of Representatives

Dear Mr. Coleman:

In a February 18, 1987, letter, you asked us to review all federal programs to determine those that are essentially rural and to recommend which of those programs could be made more productive by being relocated in a new Rural Development Administration. The Rural Development Reorganization Act (H.R. 2026), which you proposed in the 100th Congress, but which had not been acted on at the time the Congress adjourned, would have established such an agency within the U.S. Department of Agriculture (USDA).

Subsequent to your request, we agreed with your office to provide information on three questions: (1) What is rural America? (2) What is the rural share of federal funding? and (3) What are rural development-type programs? This briefing report contains the results of our work, which we presented to your office in a series of briefings.

To respond to the questions, we reviewed descriptive information and financial data on federal programs and, in consultation with your office, developed definitions of "rural" and "rural development-type programs." According to these definitions, rural refers to counties with urban populations of less than 20,000 and rural development-type programs are those that pursue economic development purposes and/or that have an apparent rural focus.

RESULTS IN BRIEF

- About two-thirds of all U.S. counties (2,097 of 3,096) met our definition of rural, i.e., counties that have urban populations of less than 20,000. About 16 percent of the U.S. population lives in these counties.
- For the programs for which data were reported, about

17 percent of federal domestic funding went directly to rural counties. The percentages of such funding, however, varied widely among the various federal agencies. For example, USDA programs had the highest average of program funds going directly to rural counties--50 percent, while Department of Housing and Urban Development programs and Department of Energy programs had the lowest averages--4 percent and less than 2 percent, respectively.

-- We placed each of the approximately 800 federal domestic assistance programs we identified into one of six categories based on our assessment of the extent to which it met development objectives. The four categories containing the principal rural development-type programs include (1) economic development, i.e., programs that assist business and industry, (2) agriculture and natural resources, i.e., programs that assist food and fiber producers, (3) infrastructure, i.e., programs that help states, communities, and others construct and maintain community facilities, transportation systems, utilities, and public works, and (4) human resources, i.e., programs that provide education, employment and job training, health services, community services, and housing.

We identified 88 programs in these four development categories that met the definition of rural development-type programs. The 88 programs provided total funding to both rural and nonrural counties of about \$29 billion in fiscal year 1987. Rural share data for fiscal year 1985 were available for 48 of these 88 programs (or parts of programs). The 48 programs provided about \$17 billion, of which about 21 percent went directly to rural counties.

OBSERVATIONS

Regarding the proposed Rural Development Administration, our review of federal program descriptions showed that few programs have specific rural development objectives. If a rural development focus is desired at the federal level, it could be created by restructuring and supplementing existing programs, such as those described as rural development-type programs in this briefing report.

Among the federal agencies, USDA administers the greatest number of rural development-type programs, is the only agency with programs in all four rural development

categories, and provides the highest percentage of funding to rural counties. Thus, USDA would be the federal agency with the broadest experience base for implementing a rural development policy via the proposed Rural Development Administration.

SCOPE AND METHODOLOGY

We performed our work primarily between August 1987 and June 1988 in Washington, D.C., with updates as appropriate through October 1988. In consultation with your office, we developed definitions of "rural" and "rural development-type programs." We applied these definitions to data from two nationwide federal information systems--the Bureau of the Census' Consolidated Federal Funds Report and the General Services Administration's Catalog of Federal Domestic Assistance. We integrated data from these two systems and conducted extensive computer analyses to develop lists and descriptions of rural development-type programs. In addition, we conducted an extensive literature search, interviewed rural development and public administration experts, interviewed those who maintain and use the two information systems, and reviewed existing laws and legislative proposals relating to rural development.

More details on the objective, scope, and methodology of our review are in section 1. Sections 2, 3, and 4 provide additional details on the three questions we addressed, and section 5 presents observations based on our work. The appendixes provide (1) information on the rural/nonrural classification of all U.S. counties (app. I), (2) lists of federal domestic assistance program funding for fiscal years 1985 and 1987 and rural shares, by agency (app. II) and development category (app. III), and (3) information, such as objectives, types of assistance, and eligibility requirements, for the programs we identified as rural development-type programs (app. IV).

USDA officials reviewed a draft of this briefing report for technical content. Their comments have been incorporated where appropriate. However, at your request, we did not obtain formal agency comments.


- - - -

As arranged with your office, unless you publicly announce the contents earlier, we plan no further distribution of this briefing report until 30 days from the date of this

letter. At that time, we will send copies of this report to various committees, subcommittees, and Members of Congress; the heads of pertinent federal departments and agencies; and other interested parties. Copies will be made available to others on request.

Major contributors to this briefing report are listed in appendix V.

Sincerely yours,

A handwritten signature in cursive script, appearing to read "John W. Harman".

John W. Harman
Associate Director

CONTENTS

Page

LETTER

1

SECTION

1	OBJECTIVE, SCOPE, AND METHODOLOGY	8
2	WHAT IS RURAL AMERICA?	11
3	WHAT IS THE RURAL SHARE OF FEDERAL FUNDING?	20
4	WHAT ARE RURAL DEVELOPMENT-TYPE PROGRAMS?	28
5	OBSERVATIONS	60

APPENDIX

I	U.S. COUNTIES, BY BEALE CODE	61
II	FEDERAL DOMESTIC ASSISTANCE PROGRAMS, BY AGENCY, FOR FISCAL YEARS 1985 AND 1987	97
III	FEDERAL DOMESTIC ASSISTANCE PROGRAMS, BY DEVELOPMENT CATEGORY, FOR FISCAL YEARS 1985 AND 1987	121
IV	OBJECTIVES, ELIGIBILITY REQUIREMENTS, AND OTHER INFORMATION ON RURAL DEVELOPMENT-TYPE PROGRAMS	140
V	MAJOR CONTRIBUTORS TO THIS BRIEFING REPORT	240

TABLE

2.1	Definitions of Rural and Nonrural Counties	15
2.2	Number of Counties and 1984 Population, by Beale Code	16
3.1	Development Categories	24
3.2	Federal Program Funding and Rural Share, by Development Category	25
3.3	Rural Share of Funding, by Agency	27
4.1	Economic Development--Small Business Programs	35

		<u>Page</u>
4.2	Economic Development--General Business Programs	37
4.3	Agriculture/Natural Resources--Forestry and Mining Programs	40
4.4	Infrastructure--Community Programs	42
4.5	Infrastructure--Transportation Programs	44
4.6	Infrastructure--Utilities Programs	46
4.7	Infrastructure--Public Works Programs	47
4.8	Human Resources--Community Services Programs	50
4.9	Human Resources--Vocational Education Programs	51
4.10	Human Resources--General Education Programs	53
4.11	Human Resources--Training/Employment Programs	55
4.12	Human Resources--Health Programs	56
4.13	Human Resources--Housing Programs	58

FIGURE

2.1	Percentage of Rural Counties, by State	17
2.2	Rural and Nonrural Counties in Missouri	18
2.3	Sixth District--Missouri	19
4.1	Rural Development-Type Programs for Economic Development	34
4.2	Rural Development-Type Programs for Agriculture/Natural Resources	39
4.3	Rural Development-Type Programs for Infrastructure	41
4.4	Rural Development-Type Programs for Human Resources	49

ABBREVIATIONS

ACT	Action
ARC	Appalachian Regional Commission
CFFR	Consolidated Federal Funds Report
CSBG	Community Services Block Grant
DOC	Department of Commerce
DOD	Department of Defense
DOE	Department of Energy
DOEd	Department of Education
DOI	Department of the Interior
DOJ	Department of Justice
DOL	Department of Labor
DOT	Department of Transportation
DOTRES	Department of the Treasury
EDA	Economic Development Administration
EEOC	Equal Employment Opportunity Commission
EPA	Environmental Protection Agency
ERS	Economic Research Service
FEMA	Federal Emergency Management Agency
FmHA	Farmers Home Administration
GAO	General Accounting Office
HHS	Department of Health and Human Services
HUD	Department of Housing and Urban Development
JTPA	Job Training Partnership Act
NEA	National Endowment for the Arts
NEH	National Endowment for the Humanities
NFAH	National Foundation on the Arts and the Humanities
NSF	National Science Foundation
PBGC	Pension Benefit Guaranty Corporation
RRB	Railroad Retirement Board
RSVP	Retired Senior Volunteer Program
SBA	Small Business Administration
SBIC	Small Business Investment Companies
ULAG	Urban Development Action Grants
USDA	U.S. Department of Agriculture
VA	Veterans Administration

SECTION 1

OBJECTIVE, SCOPE, AND METHODOLOGY

By letter dated February 18, 1987, Representative E. Thomas Coleman asked us to review all federal programs to determine those that are essentially rural and to recommend which of those programs could be made more productive by being relocated in a new Rural Development Administration. Such an agency would have been established in the U.S. Department of Agriculture (USIA) by the proposed Rural Development Reorganization Act of 1987 (H.R. 2026), which Representative Coleman introduced in the 100th Congress on April 9, 1987, but which had not been acted on at the time the Congress adjourned.

Subsequent to the request, we agreed with the Representative's office that our objective would be to provide information relating to the following questions:

- What is rural America?
- What is the rural share of federal funding?
- What are rural development-type programs?

Further, we advised Representative Coleman's office that insufficient information was available to recommend which rural programs could be made more productive by relocation to a new Rural Development Administration. However, we agreed to make some observations regarding such an agency.

To define rural America and to assist in answering the other questions, we initiated an extensive literature search, which provided information on rural America and rural development. We also interviewed rural development and public administration experts at USDA, the Congressional Research Service, the National Academy of Public Administration, the National Governors' Association, and the National Association of Counties, and reviewed existing laws and current and past legislative proposals relating to rural development.

To determine the share of federal funding received by rural areas and to specify which programs are rural development-type programs, we created a data base drawn from large-scale federal data systems. The two primary data systems we used were the Consolidated Federal Funds Report (CFFR) and the Catalog of Federal Domestic Assistance. In consultation with Representative Coleman's office, we developed the definitions of rural and of development that we used to identify rural development-type programs.

The CFFR, compiled and maintained by the Census Bureau from data provided by federal agencies, is the only governmentwide data

base we identified that provides county-level financial data for individual federal programs. USDA's Economic Research Service (ERS) adds codes, called Beale codes, to the CFFR data base to represent 10 categories of counties by population size. We used the Beale codes to designate rural counties by applying the definition of rural (i.e., a county with an urban population under 20,000) that we had developed in consultation with Representative Coleman's office. The CFFR data, used in this way, provided financial information on individual federal programs for both rural and nonrural counties.

The CFFR had two major limitations with respect to this review. First, at the time of our review, the most recent available CFFR data with Beale codes included were for fiscal year 1985. Second, the CFFR does not provide data on all federal programs; for fiscal year 1985, slightly more than half of the federal domestic programs in the Catalog were reported by the CFFR. However, ERS estimated that the CFFR-reported programs included, in dollars, about 93 percent of the total federal domestic spending for fiscal year 1985.¹

The Catalog is compiled and maintained by the General Services Administration from information submitted by federal agencies. It is a governmentwide compendium of federal domestic programs, projects, services, and activities that provide assistance or benefits to the American public. The Catalog is published annually, usually in May or June, with an update, usually in December. We used the Catalog as the best available source for identifying federal programs (likely the most comprehensive available listing); providing annual financial data on individual programs for the most recent available years; and obtaining program information, such as legislative authority, program objectives, type of assistance, uses and restrictions, and eligibility requirements. The Catalog provides financial data at the federal level; it does not show distributions to states or counties.

We combined CFFR data with Catalog data to take advantage of the strengths of each source. This combination is possible because, in most cases, the two systems use a common program number to identify individual programs. The CFFR system's county-level expenditure data enabled us to calculate, for programs included in the system, the percentage of total program expenditures going directly to rural counties. We then applied the "percent of rural expenditures" to Catalog financial data to provide an estimate of federal funds going to rural America. We used Catalog, rather than

¹J. Norman Reid and Elliott Dubin, Federal Funds to Rural Areas: Fair Share? Right Mix?, a background paper prepared by the Rural Business and Government Branch, ERS, USDA, for the Task Force on Rural Development, National Governors' Association, Center for Policy Research (Feb. 1988).

CFFR, financial data in this calculation because Catalog data were available for a more recent year (fiscal year 1987).

To help identify rural development-type programs, we devised a structure for categorizing federal programs on the basis of their economic development and associated purposes. The structure consisted of six development categories: economic development, agriculture/natural resources, infrastructure, human resources, general entitlement, and special groups. We then assigned each federal program in our data base to one of the six development categories, on the basis of available descriptions of the program's objectives (e.g., provide assistance in building or improving physical facilities, such as libraries or schools, or provide training to program participants to assist in obtaining employment).

We did our work primarily between August 1987 and June 1988 in Washington, D.C. with updates as appropriate through October 1988. The purpose of our review was to identify rural development-type programs rather than to review or evaluate any particular agency's programs or program administration. Consequently, and as directed by Representative Coleman's office, we did not obtain formal agency comments. However, USDA officials reviewed a draft of this briefing report for technical content, and their comments have been incorporated as appropriate.

SECTION 2

WHAT IS RURAL AMERICA?

Several attempts have been made over the years to define and categorize rural America. Because none of the resulting definitions satisfied the specific requirements for this review, we developed a working definition of "rural" in consultation with Representative Coleman's office. This section

- describes rural America in terms of that definition;
- discusses some of the information we used to develop the definition; and
- presents the application of the definition, in a series of maps, to the United States, to a specific state, and to a congressional district.

Rural Counties

Counties With an Urban Population Under 20,000

- Comprise 67% of U.S. Counties, 2,097 of 3,096
- Contain About 16% of U.S. Population
- Lag Rest of U.S. in Income, Jobs, and Education

We defined rural counties as those counties with urban populations of less than 20,000, as listed in the 1980 Census of Population and Census updates. Of the 3,096 counties in the United States, 2,097 (about two-thirds) are rural counties under this definition. About 16 percent of the U.S. population lives in rural counties.

Much has been written about the conditions in rural America. While various observers may present somewhat differing views and may have different definitions of rural, it is generally agreed that rural areas lag nonrural areas in such measures as income, jobs, and education. For example, in a 1987 report,¹ ERS, which uses "metropolitan" and "nonmetropolitan" to differentiate between urban and rural areas, commented as follows:

"In the 1980's, downturns in several industries important to rural areas (agriculture, mining and energy, and manufacturing) coincided, turning what would normally be

¹Rural Economic Development in the 1980's: A Summary, ERS, USDA, Agriculture Information Bulletin No. 533 (Oct. 1987).

local or regional problems into a widespread rural decline of national proportions. . . . Rural employment growth since 1979 (the peak of the last business cycle) has been slower than urban employment growth: 4 vs. 13 percent. . . . Between 1985 and 1986, 632,000 people moved out of nonmetro areas. This is a larger outmovement than the annual average of either the 1950's or 1960's, and a turnaround from the 1970's, when nonmetro areas had a net migration gain of over 350,000 persons per year. . . . Nonmetro residents continue to lag behind metro residents in education."

Many observers also note the diversity of rural areas in terms of their economic and social conditions and point out that such diversity must be taken into account in formulating government policies and programs. For example, in a 1985 report,² ERS identified seven distinct types of nonmetropolitan, or rural, counties according to their major economic base, presence of federally owned land, or population characteristics. Although some counties did not fit into any of these categories and others fit into more than one category, the seven types were (1) counties heavily dependent on farming, (2) counties heavily dependent on manufacturing, (3) mining-dependent counties with economies based mainly on nonrenewable natural resources, (4) counties with high concentrations of government activities, (5) persistent poverty counties, (6) federal lands counties, and (7) counties characterized as retirement settlements. According to this ERS report:

"Rural policies based on an aggregate analysis of rural development needs cannot accurately reflect the extremely diverse social and economic structure of rural America. Programs tailored to particular types of rural economies may be more effective than generalized programs."

²Lloyd D. Bender et al., The Diverse Social and Economic Structure of Nonmetropolitan America, Agriculture and Rural Economics Division, ERS, USDA, Rural Development Research Report No. 49 (Sept. 1985).

GAO's Approach

Use Population Codes to Designate Rural/Nonrural Counties

Illustrate Using Maps of U.S., Missouri, and a Congressional District

Our approach to addressing the question "What Is Rural America?" was to (1) use population codes to differentiate between rural and nonrural counties and (2) illustrate the application of these codes using maps of the United States, Missouri, and a congressional district in Missouri.

Beale codes, which ERS developed and uses, depict population concentrations for all counties in the United States. (See table 2.1.) ERS uses the Census definition of metropolitan and nonmetropolitan counties and reports most of its data on this basis. Metropolitan counties are represented by Beale codes 0 through 3 and nonmetropolitan counties by Beale codes 4 through 9. For our review, we chose to define as "rural" those counties in Beale codes 6 through 9 and as "nonrural" those counties in codes 0 through 5. Using this definition, which we selected in consultation with Representative Coleman's office, "rural" represents all U.S. counties with urban populations of less than 20,000.

Table 2.1: Definitions of Rural and Nonrural Counties

<u>Beale code</u>	<u>Definition</u>
<u>Nonrural counties</u>	
0	Central counties of metropolitan areas of 1 million population or more
1	Fringe counties of metropolitan areas of 1 million population or more
2	Counties in metropolitan areas of 250,000 to 1 million population
3	Counties in metropolitan areas of less than 250,000 population
4	Urban population of 20,000 or more, adjacent to a metropolitan area
5	Urban population of 20,000 or more, not adjacent to a metropolitan area
<u>Rural counties</u>	
6	Urban population of less than 20,000, adjacent to a metropolitan area
7	Urban population of less than 20,000, not adjacent to a metropolitan area
8	Completely rural, adjacent to a metropolitan area
9	Completely rural, not adjacent to a metropolitan area

Note: Metropolitan status is that announced by the Office of Management and Budget in June 1983, when the current population criteria were first applied to results of the 1980 Census. Adjacency was determined by physical boundary adjacency and a finding that at least 2 percent of the employed labor force in the nonmetropolitan county commuted to metropolitan central counties.

Source: ERS, USDA.

Table 2.2 shows the number of counties in, and the 1984 population figure for, each of the Beale codes. (App. I shows the Beale code for each county in the United States.)

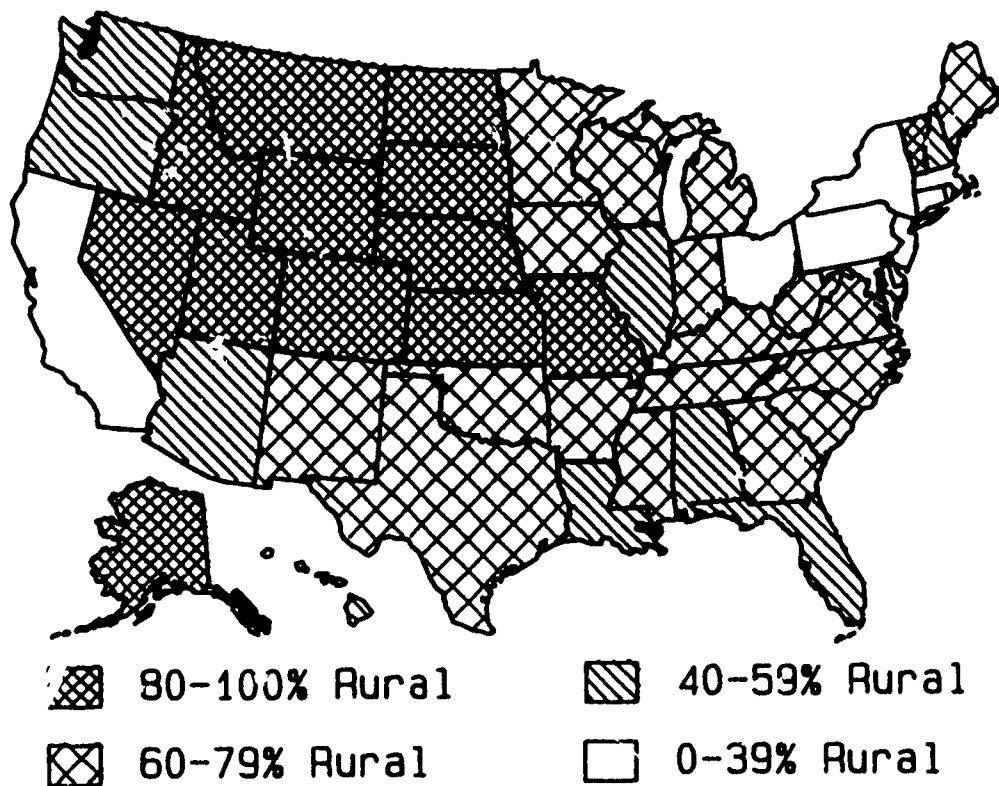
Table 2.2: Number of Counties and 1984 Population, by Beale Code

<u>Beale code</u>	<u>Type of county</u>	<u>Number of counties</u>	<u>1984 population</u>
0	Core large metropolitan	52	65,548,579
1	Fringe metropolitan	173	40,074,216
2	Medium metropolitan	289	2,407,144
3	Lesser metropolitan	198	21,821,618
4	Urbanized/adjacent	144	10,862,532
5	Urbanized/nonadjacent	143	8,436,239
6	Less urbanized/adjacent	546	14,720,775
7	Less urbanized/nonadjacent	767	15,730,911
8	Completely rural/adjacent	219	2,467,705
9	Completely rural/nonadjacent	<u>565</u>	<u>4,100,052</u>
Total		<u>3,096</u>	<u>236,169,771</u>

Source: ERS, USDA.

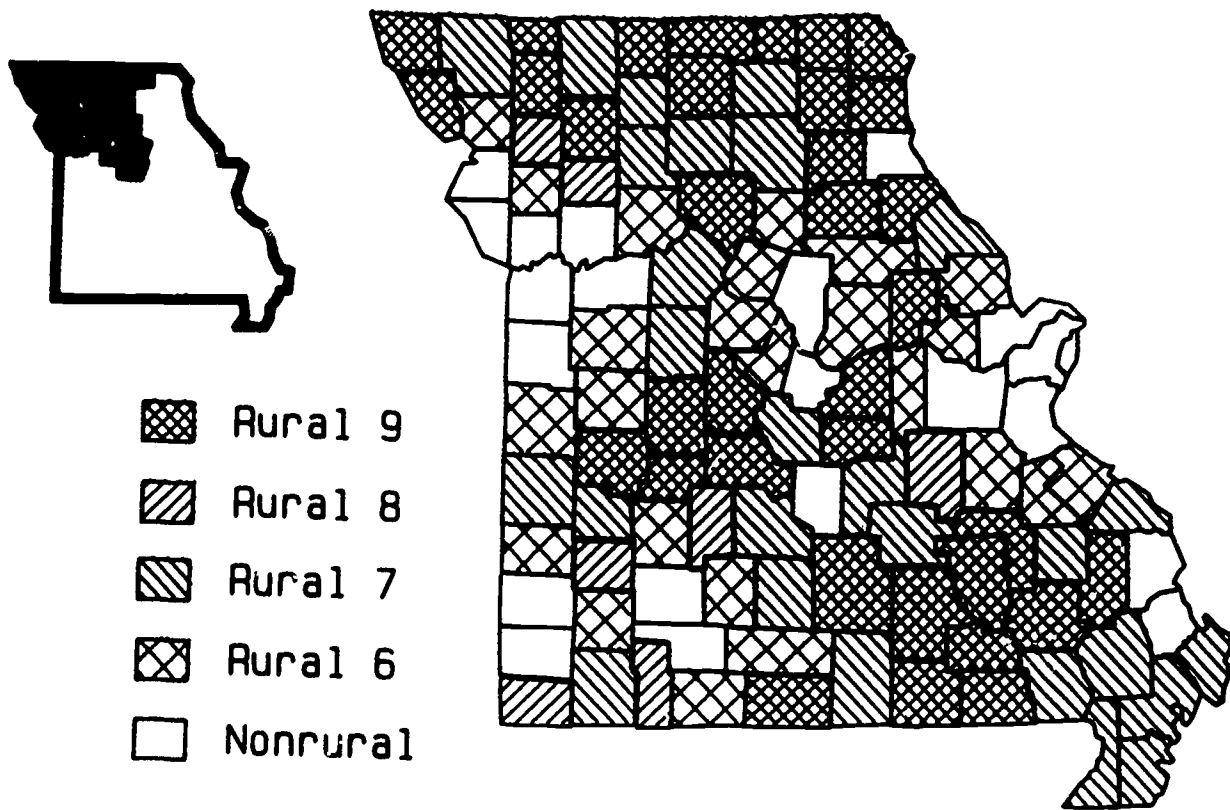
Figures 2.1 through 2.3 present, in a series of maps, the application of Beale code data to show the percentage of rural counties by state (fig. 2.1), the Beale code designation of each county in a state (fig. 2.2), and the Beale code designation of each county in a congressional district (fig. 2.3).

Figure 2.1: Percentage of Rural Counties, by State



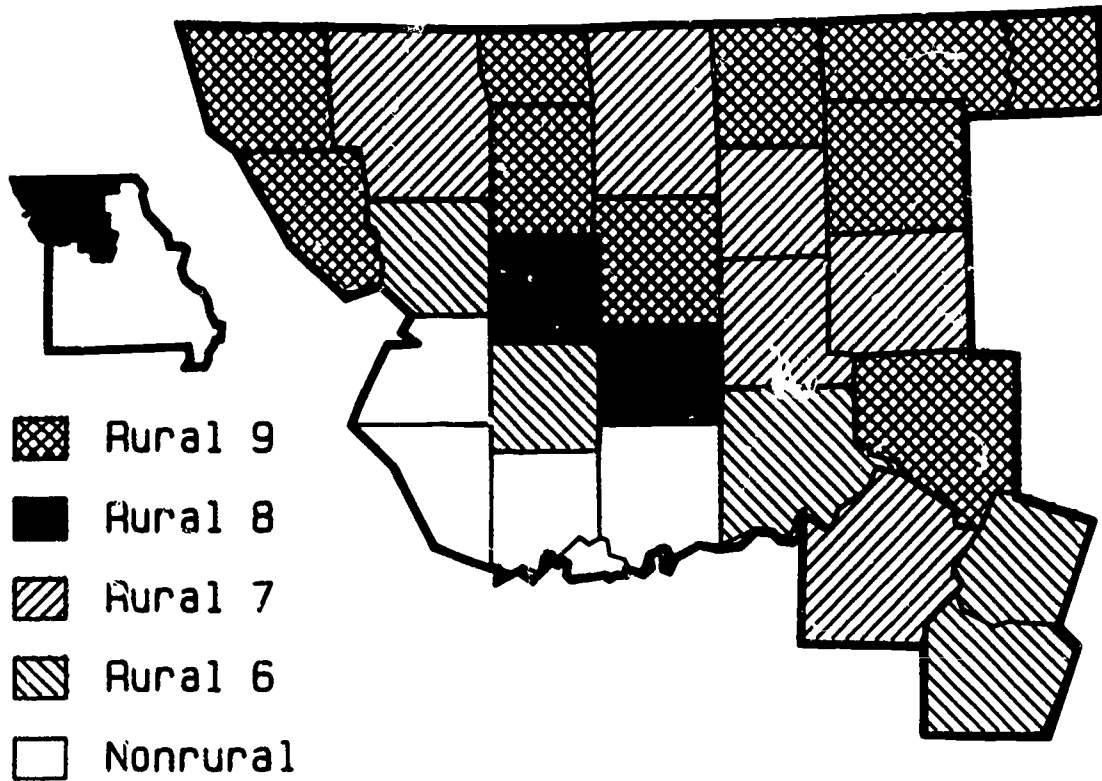
This map shows the rural orientation of each state in terms of the percentage of rural counties in the state. If 80 percent or more of a state's counties are rural (per our definition), that state would fall in the first category above--80- to 100-percent rural. The other categories are similarly defined. Of the 50 states, 13 are in the 80- to 100-percent category, 18 in the 60- to 79-percent category, 9 in the 40- to 59-percent category, and 10 in the 0 to 39-percent category.

Figure 2.2: Rural and Nonrural Counties in Missouri



Representative Coleman's congressional district is in Missouri. This map shows those Missouri counties that are in rural codes 6 through 9, as well as those that are nonrural.

Figure 2.3: Sixth District--Missouri



of the 27 counties in Representative Coleman's district, 23 are designated as rural. Only four counties, all in the Kansas City area, are in the nonrural category.

SECTION 3

WHAT IS THE RURAL SHARE OF FEDERAL FUNDING?

This section, which presents information on the overall share of federal funding that went directly to rural counties in fiscal year 1985,

- describes our approach for calculating the rural share;
- presents a breakdown of program funding and rural share by development category, which we devised to describe the extent to which federal programs can be viewed as rural development-type programs; and
- shows the rural share of funding by 15 primary federal departments and agencies.

Rural Shares

**Rural Counties Have 16% of
Population/Receive About 17%
of Domestic Program Funds**

**Of Agencies, USDA Provides
Highest Rural Share--50%**

Of Development Categories:

- Ag/Natural Resources Has
Highest Rural Share--60%**
- Human Resources Has
Lowest Rural Share--5%**

Our work showed that, for the programs for which rural share data (for fiscal year 1985) were available, about 17 percent of federal domestic funding went directly to rural counties, where about 16 percent of the U.S. population resides. Of 15 primary federal departments and agencies, USDA had the highest average--about 50 percent--of program funds going directly to rural counties. For the development categories that we devised for purposes of this review, rural shares, on the average, ranged from a high of 60 percent for programs in the agriculture/natural resources category to a low of 5 percent for programs in the human resources category.

GAO's Approach

Federal Programs Divided Into

- Dollars to Rural Counties
- Dollars to Nonrural Counties

Data Include Both Loans and Other Expenditures

Amounts Shown Represent "Order of Magnitude" (Indicators, Not Precise Dollar Amounts)

The rural share of federal funding was calculated for each program listed in the CFFR for fiscal year 1985 as the percentage of total program funding going directly to those counties defined as rural (i.e., counties in Beale codes 6 through 9), using the following formula: $\text{rural \$} / \text{total \$} = \text{rural share (percent)}$. About 16 percent of the U.S. population resides in rural counties; thus when the rural share of program funding exceeds 16 percent, the rural share per person exceeds the national share per person. Conversely, when the rural share is less than 16 percent, the rural share per person falls below the national share. Rural share information for federal agencies and for what we call development categories is shown on the following pages. (Rural shares for individual programs, by agency, are presented in app. II. App. III presents similar data by development category.)

According to ERS,¹ the CFR data base allocated about 93 percent of the federal funds for fiscal year 1985 to the county level, but many programs were excluded because their expenditures could not be reliably traced to the county level. For these programs, we were unable to estimate rural shares.

The data in this section include funding for both loans (to be repaid) and grants, direct payments, and other expenditures (not repaid). The dollar amounts are taken, in most cases, from the Catalog of Federal Domestic Assistance and represent budget data for fiscal year 1987 reported by the agencies to the General Services Administration. We did not audit these data; therefore they should be viewed as estimates of program size and not as precise budget amounts. We calculated the rural share using the fiscal year 1985 CFR data, which were the most recent available at the time of our review. (Apps. II and III contain separate funding information for loan (and insurance) programs and for programs involving grants, direct payments, and other expenditures.)

We began compiling our list of federal programs by using Census' CFR data base for fiscal year 1985. As noted previously, the CFR provides funding data down to the county level, but does not include a number of programs. Therefore, we obtained information on additional programs from the Catalog. We assigned each program to one of six development categories, which we devised for purposes of this review and which are shown in table 3.1. (A seventh category--defense--was initially included, but was not retained because it did not fit our definition of development-related programs.)

¹Reid and Dubin.

Table 3.1: Development Categories

<u>Main category</u>	<u>Subcategory</u>	
	<u>No.</u>	<u>Title</u>
Economic development	11	Small business
	12	Other
Agriculture/natural resources	21	Agricultural commodities
	22	Water resources
	23	Energy
	24	Forestry
	25	Marine and fisheries
	26	Conservation
	27	Other
Infrastructure	31	General community
	32	Transportation
	33	Utilities
	34	Public works
	35	Other
Human resources	41	Education
	42	Training/jobs
	43	Health
	44	Housing
	45	Environmental
	46	Social services
	47	Criminal justice
	48	Other
General entitlement	51	Social security
	52	Medicare/medicaid
	53	Retirement
	54	Public assistance
	55	Food stamps
	56	Other
Special groups	61	Veterans
	62	Handicapped
	63	Coal miners
	64	Indians
	65	Railroad workers
	66	Other

Generally, economic development programs, by definition, have development objectives, while agriculture/natural resources, infrastructure, and human resource programs have both economic development and other objectives (such as equity), and general entitlement and special group programs have objectives other than economic development. In compiling our list of programs, we generally excluded those programs for which the Catalog showed only "salaries and expenses," since such programs did not provide direct economic assistance. Instead, these programs tend to provide such services as technical assistance or similar noneconomic aid.

Table 3.2: Federal Program Funding and Rural Share, by Development Category

Dollars in Billions

<u>Development category</u>	<u>Number of programs</u>	<u>Fiscal year 1987 funding</u>	<u>Rural share (percent)</u> ^a
Economic development	29	\$ 4.2	18
Agriculture/natural resources	109	32.7	60
Infrastructure	90	30.6	21
Human resources	461	140.1	5
General entitlement	29	366.9	17
Special groups	<u>110</u>	<u>65.0</u>	12
Total	<u>828</u>	<u>\$639.5</u>	17

^aThe rural share percentages were derived by applying fiscal year 1985 rural percentages (when available from the CFFR) to fiscal year 1987 data (from the Catalog), as described previously. Only those programs for which rural percentages were available were used in calculating the rural shares.

For the six development categories, we identified 828 federal programs with funding of about \$640 billion in fiscal year 1987. The percentage of funding provided directly to rural counties under the categories (for those programs for which fiscal year 1985 rural percentages were available) ranged from a low of about 5 percent for human resources to a high of about 60 percent for agriculture/natural resources. Overall, these programs provided an average of 17 percent of total program funds directly to rural counties.

Table 3.3: Rural Share of Funding, by Agency

<u>Agency</u>	<u>Rural Share (percent)</u>
Agriculture	49.9
Appalachian Regional Commission	35.4 ^a
Labor	26.1 ^a
Commerce	25.9
Interior	25.3 ^a
Transportation	21.1
Health and Human Services: ^b	
Social Security/other entitlement programs	17.2
Health and other programs	10.0
Small Business Administration	16.6
Justice	15.1
Education	14.9
Federal Emergency Management Agency	12.9
Environmental Protection Agency	11.0
Veterans Administration	10.0
Housing and Urban Development	4.0
Energy	1.6

^aPercentage is based on incomplete information. Complete program data for this agency were not included in the CFFR data base.

^bDepartment of Health and Human Services (HHS) programs are in two categories, because HHS' Social Security and other general entitlement programs differ appreciably from HHS' health programs in their rural shares.

Of the 15 primary federal departments and agencies we identified as providing assistance to rural counties, USDA accounted for the highest percentage of program funds going directly to rural counties, about 50 percent. However, the major part of USDA funding is for agricultural commodity programs, which generally are not considered development-related.

SECTION 4

WHAT ARE RURAL DEVELOPMENT-TYPE PROGRAMS?

In this section, we

- describe our approach and criteria for designating programs as rural development-type programs and
- provide information on the federal programs that met our criteria.

Rural development-type programs can be defined either narrowly or broadly. But a narrow definition--such as those programs with explicit rural development objectives--would encompass only a few programs with limited dollars. Therefore, we used a broader definition of rural development-type programs to more adequately reflect the wide range of federal government activity affecting the economic development of rural America.

In most cases, the descriptive information on the federal programs was obtained from the Catalog of Federal Domestic Assistance.

Rural Development- Type Programs

88 Programs Met Our Criteria

Programs Provided \$29 Billion
in Fiscal Year 1987:

- \$4.2 Billion--Econ Devel
- \$84 Million--Ag/Nat Resources
- \$11.1 Billion--Infrastructure
- \$13.7 Billion--Human Res

Only USDA Has Programs in All Four Econ Devel Categories

We identified 88 programs that met the criteria we developed to select rural development-type programs. These 88 programs, in the four development categories shown above, provided total funding of about \$29 billion to both rural and nonrural counties in fiscal year 1987.

GAO's Approach

Select Rural Development-Type Programs

Provide Data for Each Program on

- 1987 Funding
- Percentage of Funding to Rural Counties

Present by Development Category

Our approach to answering the question "What are rural development-type programs?" was to (1) develop criteria for determining what constitutes a rural development-type program, (2) select programs using these criteria, (3) obtain recent (fiscal year 1987) budgetary data for each program, (4) multiply the fiscal year 1987 budgetary data by the latest (fiscal year 1985) percentage of funding to rural counties (where available), and (5) present data for each program by development category and agency.

Criteria for Selecting Rural Development-Type Programs

Economic Development Focus

- Economic Development
- Ag/Natural Resources
- Infrastructure
- Human Resources

Rural Focus

- More \$ Per Person to Rural (More Than 16% of Prog. \$)
- Rural Objectives/Formula
- Addressing Low Income/High Unemployment of Rural Areas

First, we selected programs on the basis of economic development purposes. (See table 3.1.) We considered programs in the first four development categories--economic development, agriculture/natural resources, infrastructure, and human resources--to fall within a broad definition of economic development. However, we excluded some subcategories of programs in the agriculture/natural resources category (e.g., commodity support programs and conservation programs) and in the human resources category (e.g., criminal justice programs) because programs in these subcategories generally did not have specific economic development objectives. Similarly, programs in the last two categories--general entitlement and special groups (veterans, miners, etc.)--were excluded as generally not having economic development objectives.

Second, we selected programs based on their rural focus, not an exact task because there was seldom a single rural identifier. However, as noted in section 3, we considered a program as having a rural emphasis if more than 16 percent of its funds went directly to rural counties, since 16 percent of the U.S. population lives in

these areas. In addition, we generally used the following criteria to select rural programs:

- programs with a rural objective, definition, or formula;
- programs addressing conditions, such as high unemployment, low income, and high levels of poverty, that are more prevalent in rural counties; and
- programs directed toward small cities or towns.

Guided by the criteria, we generally included as rural development-type programs all federal programs that fell into the economic development and infrastructure categories if rural counties appeared to have a reasonable chance of participating. (This would not be the case for programs limiting eligibility to metropolitan areas or applying only to U.S. territories.)

In the agriculture/natural resources category, we included programs that support forestry and mining, two industries with a heavy rural emphasis. We did not include commodity support programs and conservation programs, which are directed specifically at individual farms, farmers, or crops.

In the human resources category, we included those human resource programs that appeared to be generally related to employment and business development, including community services, vocational education, job training/employment services, community/rural health, and rural housing. In addition, we included some basic education programs that had a rural emphasis or whose rural shares exceeded 16 percent. Many observers believe that education is a long-term investment that should lead to rural development. We did not include such programs as family services, urban health and housing, criminal justice, and arts/humanities programs. To represent rural housing, we selected primarily USDA programs because such programs provided more than 30 percent of their funding directly to rural counties, whereas Department of Housing and Urban Development (HUD) programs generally provided less than 10 percent of their funds directly to rural counties.

In all categories, we excluded research and development and data collection/analysis programs since information on rural shares, when known, showed that rural counties seldom receive funds directly. However, it can be argued that rural counties could benefit from these programs in the long run. We also generally excluded from the tables those programs with funding of less than \$1 million, but if we considered such a program to be an important rural development-type program, we discuss it in the text.

Figures 4.1 through 4.4 depict how we combined the six development categories (across the top) with the rural/nonrural

designations (on the side) to identify rural development-type programs. The shaded blocks represent rural development-type programs in the four primary development categories: economic development, agriculture/natural resources, infrastructure, and human resources. Each figure highlights one of the four categories.

Figure 4.1: Rural Development-Type Programs for Economic Development

		Development categories					
		Economic development	Agriculture/natural resources	Infrastructure	Human resources	General entitlement	Special groups
Rural	Development-type programs oriented to rural areas						
Nonrural							

The economic development category, highlighted in figure 4.1, contains 19 rural development-type programs, 9 for small business and 10 for general business development. In fiscal year 1987, this category was dominated by loan programs of about \$3.9 billion; grant programs totaled about \$268 million.

Table 4.1: Economic Development--Small Business Programs

Dollars in Millions

<u>Program number</u>	<u>Program name</u>	<u>Fiscal year 1987 amount</u>	<u>Percent rural (1985)</u>
<u>Small Business Administration</u>			
59.012	Small Business Loans (Guaranteed)	\$2,232	18
59.016	Bond Guarantees for Surety Companies (Guaranteed)	957	16
Certified Development Company Loans:			
59.041	Section 504 (Guaranteed)	355	a
59.036	Section 503 (Direct and Guaranteed)	2	11
59.011	Small Business Investment Companies		
	Guaranteed Loans	151	a
	Direct Loans	39	3
59.003	Loans for Small Businesses		
	Guaranteed	24	13
	Direct	19	8
59.013	State and Local Development Company Loans (Guaranteed)	36	7
59.037	Small Business Development Centers (Grants)	33	a
59.007	Management and Technical Assistance for Socially and Economically Disadvantaged Businesses (Grants)	9	8

^aData not available.

The Small Business Administration (SBA) administers all nine of the small business programs, which provided about \$3.8 billion in loans and about \$42 million in grants in fiscal year 1987. The Small Business Loans Program and the Loans for Small Businesses Program are administered directly by SBA; the other seven programs are administered indirectly through various arrangements between SBA and other organizations. The Small Business Loans Program, SBA's largest program, provided guaranteed loans of about \$2.2 billion in fiscal year 1987; the program did not provide direct loans as it once did. About 18 percent of this program's loans went directly to rural counties in fiscal year 1985, the most recent year for which percentages are available.

The Loans for Small Businesses Program is directed at small businesses owned by low-income persons or located in areas of higher unemployment--target groups not specified in the larger Small Business Loans Program. This program provided guaranteed loans of about \$24 million and direct loans of about \$19 million in fiscal year 1987. In fiscal year 1985, about 13 percent of

guaranteed loans and 8 percent of direct loans went directly to rural counties.

The other seven SBA economic development programs operate indirectly through various, often complex, state, local, and private sector arrangements. The largest such program, Bond Guarantees for Surety Companies, provided about \$957 million in fiscal year 1987 to guarantee surety bonds for small contractors unable to obtain a performance-type bond in the absence of a guarantee. About 16 percent of this program's guarantees were provided directly to rural counties in fiscal year 1985.

Of the two Certified Development Company Loans Programs, the larger section 504 program provided about \$355 million in guaranteed loans to finance long-term fixed assets of small businesses via development companies certified by SBA. SBA obtains funds for this program through the sale of debentures to private investors. Under the 503 program, which provided about \$2 million in direct and guaranteed loans in fiscal year 1987, SBA obtains its funds by selling SBA-guaranteed debentures to the Federal Financing Bank. A rural percentage is available for only the 503 program--about 11 percent; however, this percentage may reflect the location of the development companies rather than the small businesses served.

Small Business Investment Companies (SBIC) make equity and venture capital investments in small businesses. SBA provided direct loans of about \$39 million and guaranteed loans of about \$151 million to licensed SBICs in fiscal year 1987. The fiscal year 1985 rural percentage of less than 3 percent for direct loans (no percentage was available for guaranteed loans) also may reflect the location of the investment companies, not the small businesses served.

Table 4.2: Economic Development--General Business Programs

Dollars in Millions

<u>Program number</u>	<u>Program name</u>	<u>Fiscal year 1987 amount</u>	<u>Percent rural (1985)</u>
<u>Department of Commerce--Economic Development Administration</u>			
11.300	Economic Development--Grants for Public Works and Development Facilities	\$144	36
11.307	Special Economic Development and Adjustment Assistance (Grants)	26	52
11.302	Economic Development--Support for Planning Organizations (Grants)	19	42
11.303	Economic Development--Technical Assistance (Grants)	7	6
11.305	Economic Development--State and Local Economic Development Planning (Grants)	5	a
<u>Department of Agriculture</u>			
10.422	Business and Industrial Loans	96	35
10.434	Nonprofit National Corporations Guaranteed Loans	19	a
	Grants	14	a
10.424	Industrial Development Grants	3	a
<u>Department of Defense</u>			
12.002	Procurement Technical Assistance for Business Firms (Grants)	6	a
<u>Appalachian Regional Commission</u>			
23.009	Appalachian Local Development District Assistance (Grants)	2	32

^aData not available.

In fiscal year 1987, the five economic development programs administered by the Department of Commerce's Economic Development Administration (EDA) provided grants totaling about \$201 million. The Grants for Public Works Program,¹ which provided about

¹We placed this program in the economic development category rather than in the infrastructure category because its purpose is to fund public works and development facilities that directly support economic development.

\$144 million, had a rural share of about 36 percent in fiscal year 1985. The Special Economic Development and Adjustment Assistance Program, which provided grants of \$26 million, had a rural share of about 52 percent in fiscal year 1985. The Support for Planning Organizations Program, which provided grants of about \$19 million, had a 42-percent rural share in fiscal year 1985. Thus the rural shares of these three principal EDA programs, ranging from about 36 to 52 percent, reflect substantial rural participation.

USDA's Business and Industrial Loans Program, established by the Rural Development Act of 1972 (Public Law 92-412), provided about \$96 million in guaranteed loans in fiscal year 1987 and had a rural share of about 35 percent in fiscal year 1985. The loan amount represents an expansion from about \$61 million in 1985. The Nonprofit National Corporations Program, established by the Food Security Act of 1985, provided grants and loans totaling about \$33 million in 1987 to stimulate private investment to improve economic development and employment in rural areas. The Industrial Development Grants Program helps rural communities through grants for such projects as improving and developing industrial sites. These USDA programs are all administered by the Farmers Home Administration. (FmHA). Rural shares for these programs were not available.

The Department of Defense (DOD) Procurement Technical Assistance Program supports marketing and technical assistance to firms that sell to DOD (about \$6 million in 1987). The Appalachian Regional Commission's grant program assists multicounty development districts in Appalachia (about \$2 million in 1987). It had a rural share of about 32 percent in fiscal year 1985.

Figure 4.2: Rural Development-Type Programs for Agriculture/Natural Resources

		Development categories						
		Economic development	Agriculture/natural resources	Infrastructure	Human resources	General entitlement	Special groups	
Rural	Development-type programs oriented to rural areas							
Nonrural								

Programs providing assistance in agriculture and natural resources, highlighted in figure 4.2, are the second category of rural development-type programs. As explained previously, however, we excluded certain programs in this category when selecting rural development-type programs. For example, agricultural commodities programs--which provide considerable amounts of federal funds to rural areas--are not primarily oriented to rural development. Similarly, conservation programs are directed primarily at conserving soil and water resources rather than being oriented to rural development. Although such programs are not discussed as rural development-type programs, we have included them in the list of federal programs in appendixes II and III.

The agriculture/natural resources category contains three rural development-type programs, two dealing with forestry and one with mining. In fiscal year 1987, these programs provided about \$84 million in grants and payments.

Table 4.3: Agriculture/Natural Resources--Forestry and Mining Programs

Dollars in Millions

<u>Program number</u>	<u>Program name</u>	<u>Fiscal year 1987 amount</u>	<u>Percent rural (1985)</u>
<u>Department of Agriculture</u>			
10.664	Cooperative Forestry Assistance (Grants)	\$27	a
10.064	Forestry Incentives Program (Direct Payments)	12	72
<u>Department of the Interior</u>			
15.250	Regulation of Surface Coal Mining and Surface Effects of Underground Coal Mining (Grants, Payments)	45	a

^aData not available.

Forestry and mining programs support industries that provide direct benefits to rural counties. Two USDA forestry programs provided a total of about \$39 million to participants in fiscal year 1987. The Cooperative Forestry Assistance Program, which is administered by the Forest Service and which provided about \$27 million, is directed at nonfederal forest and other rural lands to assist, among other things, in advancing forest resources management, encouraging timber production, and efficiently utilizing wood and wood residues. No rural share was available for this program. The Forestry Incentives Program, administered by the Agricultural Stabilization and Conservation Service, provided direct payments of about \$12 million in fiscal year 1987 for similar purposes. It had a rural share of about 72 percent in fiscal year 1985.

The Department of the Interior program for regulating surface mining provided about \$45 million in fiscal year 1987; no rural share was available for this program. States, Indian tribal agencies, and small coal mine operators are eligible for the program. Program funds may be used for such purposes as preparing state legislative proposals and regulations and contracting with qualified laboratories to provide hydrologic and geologic data on behalf of eligible small coal operators.

Figure 4.3: Rural Development-Type Programs for Infrastructure

		Development categories						
		Economic development	Agriculture/natural resources	Infrastructure	Human resources	General entitlement	Special groups	
Rural	Development-type programs oriented to rural areas							
Nonrural								

The third category of rural development-type programs consists of infrastructure programs oriented to rural areas, as highlighted in figure 4.3. This category includes 30 rural development-type programs that provided grants and payments of about \$6.4 billion, loans of about \$1.6 billion, and other expenditures of about \$3.1 billion in fiscal year 1987. Infrastructure programs include community, transportation, utilities, and public works programs. Nine federal agencies administer infrastructure programs.

Table 4.4: Infrastructure--Community Programs

Dollars in Millions

<u>Program number</u>	<u>Program name</u>	<u>Fiscal year 1987 amount</u>	<u>Percent rural (1985)</u>
<u>Department of Housing and Urban Development</u>			
14.228	Community Development Block Grants/State's Program	\$844	a
14.221	Urban Development Action Grants	306	7
14.219	Community Development Block Grants/Small Cities	38	29
14.227	Community Development Block Grants/Technical Assistance	12	4
14.232	Community Development Block Grant/Special Projects	10	a
<u>Department of Agriculture</u>			
10.665	Schools and Roads--Grants to States	295	a
10.666	Schools and Roads--Grants to Counties	8	99
10.423	Community Facilities Loans (Direct)	96	50
<u>Department of the Interior</u>			
15.916	Outdoor Recreation--Acquisition, Development and Planning (Grants)	47	a
<u>Department of Education</u>			
84.041	Impact Aid--Maintenance and Operation (Payments)	685	33
84.172	Construction, Reconstruction, and Renovation of Academic Facilities (Grants)	38	a
84.040	Impact Aid--Construction (Grants)	23	a
84.154	Public Library Construction (Grants)	22	a

^aData not available.

The Department of Housing and Urban Development administers five infrastructure/community programs that provided about \$1.2 billion in grants in fiscal year 1987. Four of these programs are components of the Community Development Block Grant Program. While data on rural shares were not available for the State's Program and Special Projects components, the rural shares for the Small Cities and Technical Assistance components in fiscal year 1985 were about 29 percent and 4 percent, respectively. In addition, the Urban Development Action Grants (UDAG) Program had a

rural share of about 7 percent in fiscal year 1985.² The total funding for these five programs fell by about \$388 million from fiscal year 1985 to 1987, the largest decline being about \$253 million for the UDAG program.

USDA has three infrastructure/community programs. The two schools and roads programs, managed by the Forest Service, provide (1) grants to states in which National Forests are located (amount of grants representing 25 percent of National Forest receipts from the previous fiscal year) and (2) grants to counties in which National Grasslands and Land Utilization projects are located (25 percent of previous calendar year's project receipts). The state program, for which a rural share was not available, provided about \$295 million to states in fiscal year 1987. The county program, which provided about \$8 million in fiscal year 1987, had a rural share of about 99 percent in fiscal year 1985. The Community Facilities Loans Program, administered by FmHA, provided about \$96 million in fiscal year 1987; most community infrastructure facilities are eligible under this program, which had a rural share of about 50 percent in fiscal year 1985.

Interior's Outdoor Recreation Program provided grants of about \$47 million in fiscal year 1987. A rural share was not available for this program.

The Department of Education's Impact Aid--Maintenance and Operation Program provided \$685 million in direct payments in fiscal year 1987. It had a rural share of about 33 percent in fiscal year 1985. This program assists local educational agencies in dealing with adverse impacts, such as the opening or closing of nearby large federal installations or recovering from natural disasters. The other Impact Aid Program was funded at about \$23 million in fiscal year 1987; no rural share data were available. It provides assistance in constructing needed minimum school facilities in school districts having substantial increases in school enrollments due to new or increased federal activities or in response to damages caused by a declared major natural disaster. The Department of Education also funded, at \$38 million in fiscal year 1987, a program to assist in constructing, reconstructing, or renovating postsecondary facilities and, at \$22 million, a program to assist in building or modifying public libraries. Rural shares were not available for either program.

²The UDAG program is included as a rural development-type program since it was designed to assist small cities as well as large, using economic criteria reflective of the distressed economic condition of rural communities.

Table 4.5: Infrastructure--Transportation Programs

Dollars in Millions

<u>Program number</u>	<u>Program name</u>	<u>Fiscal year 1987 amount</u>	<u>Percent rural (1985)</u>
<u>Department of Transportation</u>			
20.106	Airport Improvement Program (Grants)	\$1,025	9
20.205	Highway Planning and Construction--Secondary Highways Grants	460	a
20.509	Public Transportation for Nonurbanized Areas (Sec. 18) (Grants)	82	b
20.901	Payments for Essential Air Services	27	11
20.308	Local Rail Service Assistance (Grants)	25	b
<u>Appalachian Regional Commission</u>			
23.003	Appalachian Development Highway System (Grants)	72	b
23.008	Appalachian Local Access Roads (Grants)	2	b

^aData were not available on the rural share of the Secondary Highways Grants component of the Highway Planning and Construction Program. The total program, however, had a rural share of about 23 percent.

^bData not available.

Four Department of Transportation (DOT) grant programs and one DOT payment program provided infrastructure/transportation funding in fiscal year 1987. The Airport Improvement Program provided grants of about \$1 billion for airport planning, construction, and rehabilitation; its rural share was about 9 percent in fiscal year 1985. The total Highway Planning and Construction Program, which had a rural share of about 23 percent in fiscal year 1985, provided about \$12.9 billion in fiscal year 1987 to help fund interstate, primary, and secondary highways. We used the \$460 million in grants for secondary highways to represent the rural portion of this program. The Section 18 program provides grants to improve nonurban public transportation--about \$82 million in fiscal year 1987. A rural share was not available for this program; however, given its title, it is likely to have a strong rural focus.

The Payments for Essential Air Services Program was developed primarily to maintain service to smaller communities following airline deregulation; it provided payments of about \$27 million in 1987 and had about an 11-percent rural share in fiscal year 1985. Similarly, the Local Rail Service Assistance Program, for which a rural share was not available, provided grants to states of about

\$25 million in fiscal year 1987 to help maintain rail lines and services in the face of abandonments and reduced services by railway companies.

The Appalachian Regional Commission has placed a high priority on transportation improvements in its regional development strategy. In fiscal year 1987, grants for highways were about \$72 million and grants for local access roads were about \$2 million. A rural share was not available for either program.

Table 4.6: Infrastructure--Utilities Programs

Dollars in Millions

<u>Program number</u>	<u>Program name</u>	<u>fiscal year 1987 amount</u>	<u>Percent rural (1985)</u>
<u>Department of Agriculture</u>			
10.850	Rural Electrification Loans and Loan Guarantees	\$703	52
10.851	Rural Telephone Loans and Loan Guarantee	230	67
10.852	Rural Telephone Bank Loans (Direct)	185	38
<u>Department of Commerce</u>			
11.550	Public Telecommunications Facilities--Construction and Planning (Grants)	19	12

The Rural Electrification Act of 1936, as amended, authorizes the three USDA rural electrification and telephone programs shown in table 4.6. In fiscal year 1987, these programs provided a total of about \$1.1 billion in loans and loan guarantees to local cooperatives, utility companies, and public entities. The percentage shares to rural counties for fiscal year 1985 were about 52 percent for rural electrification, about 67 percent for rural telephone, and about 38 percent for the rural telephone bank.

The Department of Commerce provided about \$19 million in grants in fiscal year 1987 for the Public Telecommunications Facilities--Construction and Planning Program. The program had a rural share of about 12 percent in fiscal year 1985.

Table 4.7: Infrastructure--Public Works Programs

Dollars in Millions

<u>Program number</u>	<u>Program name</u>	<u>Fiscal year 1987 amount</u>	<u>Percent rural (1985)</u>
<u>Department of Defense</u>			
--	Corps of Engineers Civil Works Program	\$3,137	a
<u>Environmental Protection Agency</u>			
66.418	Construction Grants for Wastewater Treatment Works (Grants)	2,169	11
<u>Department of Agriculture</u>			
10.418	Water and Waste Disposal Systems for Rural Communities: Direct Loans	330	a
	Grants	118	a
10.904	Watershed Protection and Flood Prevention (Grants)	85	31
10.901	Resource Conservation and Development (Grants)	7	63
<u>Department of the Interior</u>			
15.503	Small Reclamation Projects (Grants and Direct Loans)	51	a

^aData not available.

Most DOD Corps of Engineers civil works construction, operation, and maintenance activities are not included in the Catalog of Federal Domestic Assistance; thus they are not included in the program descriptions in appendix IV. However, with funding of about \$3.1 billion in fiscal year 1987, the Corps' Civil Works Program is the largest program in the infrastructure/public works category. Information was not available on the rural share for this program, some of whose projects are located in rural counties.

The Environmental Protection Agency's (EPA) Construction Grants for Wastewater Treatment Works Program, which provided about \$2.2 billion in fiscal year 1987, seeks to improve water quality through grants to build or improve local wastewater treatment facilities. In fiscal year 1985, 11 percent of this program's funding went directly to rural counties.

USDA's Water and Waste Disposal Systems for Rural Communities Program, administered by FmHA, provided about \$330 million in

direct loans and about \$118 million in grants in fiscal year 1987. Even though information was not available on the rural share, this program likely has a strong rural focus because eligibility is limited to communities with populations of 10,000 or less.

USDA's other two programs in the infrastructure/public works category, which are administered by the Soil Conservation Service, are also directed at rural communities. The Watershed Protection and Flood Prevention Program, which provided about \$85 million in fiscal year 1987, had a rural share of about 31 percent in fiscal year 1985; the Resource Conservation and Development Program, which provided about \$7 million, had a rural share of about 63 percent.

Interior's Small Reclamation Projects Program provided about \$51 million in fiscal year 1987 to public entities in the 17 westernmost contiguous states and Hawaii for betterment or construction of water resource development projects. A rural share was not available for this program.

Figure 4.4: Rural Development-Type Programs for Human Resources

		Development categories					
		Economic development	Agriculture/natural resources	Infrastructure	Human resources	General entitlement	Special groups
Rural	Development-type programs oriented to rural areas						
Nonrural							

The final category of rural development-type programs is human resources, as highlighted in figure 4.4. According to our literature search and interviews, many believe this category is very important to rural development. However, it is not always included in discussions of rural development programs.

The 36 rural development-type programs in the human resources category, which are administered by 8 federal agencies, provided about \$11.4 billion in grants and payments and about \$2.2 billion in loans (all housing) in fiscal year 1987. Included in the human resources category are 4 community services programs, 13 education programs, 6 training and employment programs, 5 health programs, and 8 housing programs. Except for rural housing, very few programs in the human resources category have a specific rural orientation.

Table 4.8: Human Resources--Community Services Programs

Dollars in Millions

<u>Program number</u>	<u>Program name</u>	<u>Fiscal year 1987 amount</u>	<u>Percent rural (1985)</u>
<u>Department of Health and Human Services</u>			
13.77	Community Services Block Grant	\$335	a
13.793	Community Services Block Grant--Discretionary Awards	30	a
<u>Action</u>			
72.002	Retired Senior Volunteer Program (Grants)	30	20
<u>Environmental Protection Agency</u>			
66.508	Senior Environmental Employment Program (Grants)	11	a

^aData not available.

The Department of Health and Human Service's Community Services Block Grant (CSBG) programs provide grants for people-oriented community services as distinguished from HUD's Community Development Block Grant Programs (in the infrastructure category), which are oriented toward physical facilities. The "basic" CSBG Program, \$335 million in fiscal year 1987, allocates funds to states for their administration to communities. The CSBG--Discretionary Awards Program, with about \$30 million awarded in fiscal year 1987, is administered by HHS for community purposes of national or regional significance. Rural share information was not available for either of these programs.

Action's Retired Senior Volunteer Program (RSVP) uses retired volunteers to address community problems and provide community services. RSVP provided about \$30 million in grants in fiscal year 1987 and had a rural share of about 20 percent in fiscal year 1985. EPA's program involves those 55 years old and older in environmental activities. The program, for which information on rural share was not available, provided about \$11 million in grants in fiscal year 1987.

The major community program in fiscal year 1985--the Treasury Department's General Revenue Sharing Program--had been eliminated by fiscal year 1987. In fiscal year 1985, this program provided about \$4.6 billion and had a rural share of about 16 percent, the same percentage as rural population.

Table 4.9: Human Resources--Vocational Education Programs

Dollars in Millions

<u>Program number</u>	<u>Program name</u>	<u>Fiscal year 1987 amount</u>	<u>Percent rural (1985)</u>
<u>Department of Education</u>			
84.048	Vocational Education--Basic Grants to States	\$810	a
84.049	Vocational Education--Consumer and Homemaking Education (Grants)	32	a
84.055	Higher Education--Cooperative Education (Grants)	14	14
84.174	Vocational Education--Community Based Organizations (Grants)	6	a
<u>Department of Agriculture</u>			
10.500	Cooperative Extension Service (Grants)	323	6
<u>Appalachian Regional Commission</u>			
23.012	Appalachian Vocational and Other Education Facilities and Operations (Grants)	2	a

^aData not available.

Vocational education is directly related to employment and economic development. Three Department of Education vocational education programs provided about \$848 million in fiscal year 1987. The two largest programs provided grants to states. Rural share information was not available for any of the three programs. The Higher Education--Cooperative Education Program provides grants to institutions of higher education to plan, establish, expand, and carry out cooperative education projects. Such projects have alternating or parallel periods of academic study and public or private paid employment related to the student's academic program or professional goals. In fiscal year 1987, the program provided about \$14 million in grants. It had a rural share of about 14 percent in fiscal year 1985.

USDA's Extension Service is an educational agency that provides out-of-school, applied education, information, and technology transfer through its state and county network to individuals, families, community organizations, marketing concerns, and others. We placed the Cooperative Extension Service Program, which provided about \$323 million in fiscal year 1987, in the vocational education category although it could have been placed in another category or split among several categories. Although its

main emphasis is rural America, the program's rural share in fiscal year 1985 was only about 6 percent because program funds are provided mainly to the states' land grant colleges, which are generally not in counties designated as rural.

The Appalachian Regional Commission's vocational education program, for which rural share information was not available, provided about \$2 million in fiscal year 1987.

Table 4.10: Human Resources--General Education Programs

Dollars in Millions

<u>Program number</u>	<u>Program name</u>	<u>Fiscal year 1987 amount</u>	<u>Percent rural (1985)</u>
<u>Department of Education</u>			
84.010	Educationally Deprived Children--Local Educational Agencies (Grants)	\$3,453	19
84.031	Higher Education--Institutional Aid (Grants)	149	18
84.003	Bilingual Education (Grants, Payments)	81	12
84.047	Upward Bound (Grants)	75	17
84.042	Student Support Services (Grants)	71	19
84.044	Talent Search (Grants)	20	16
84.014	Follow Through (Grants)	7	16

While vocational education provides rural residents with the means to pursue employment and economic development opportunities, general education can also contribute to the economic success of rural counties. The seven Department of Education programs highlighted above each had rural shares of 12 percent or more.

Some education programs provide assistance to local educational agencies or school districts to enhance educational programs for students, while others provide direct assistance to individual students. The Educationally Deprived Children--Local Educational Agencies Program provided about \$3.5 billion in fiscal year 1987 and had a fiscal year 1985 rural share of 19 percent. Program funds are used primarily for providing compensatory instruction to meet the special needs of educationally deprived children.

At the postsecondary level, the Higher Education--Institutional Aid and Student Support Services Programs assist eligible colleges and universities or individual students. The Higher Education--Institutional Aid Program, which provided \$149 million in fiscal year 1987, had a rural share in fiscal year 1985 of 18 percent. It assists educational institutions to strengthen their management and fiscal operations and assists in planning, developing, or implementing activities that promise to strengthen the institution. The Student Support Services Program, which provided about \$71 million in fiscal year 1987 and had a rural share of about 19 percent in fiscal year 1985, seeks to identify and assist qualified low-income, first-generation college students or physically handicapped students through such means as counseling, career guidance, and tutoring.

The Bilingual Education Program, with funding of \$81 million in fiscal year 1987 and a rural share of about 12 percent in fiscal year 1985, seeks to assist schools in providing bilingual education for students who have limited English language proficiency.

Several education programs are aimed at helping children and young people improve their performance both in the early school years and in secondary school and beyond. The Follow Through Program, funded at about \$7 million in fiscal year 1987 and with a fiscal year 1985 rural share of about 16 percent, is aimed toward younger children and continues the educational, health, and nutritional assistance of the Head Start Program (which we classified as a health program--see table 4.12). The Talent Search and Upward Bound Programs have similar objectives in seeking to identify disadvantaged students and assist them in completing secondary, and possibly postsecondary, school. Talent Search, with a 16-percent rural share in fiscal year 1985, provided about \$20 million in fiscal year 1987. For the same periods, Upward Bound provided funds of about \$75 million and had a rural share of about 17 percent.

Table 4.1.: Human Resources--Training/Employment Programs

Dollars in Millions

<u>Program number</u>	<u>Program name</u>	<u>Fiscal year 1987 amount</u>	<u>Percent rural (1985)</u>
<u>Department of Labor</u>			
17.250	Job Training Partnership Act (Grants)	\$2,476 ^a	b
17.207	Employment Service (Grants)	755 ^c	b
17.235	Senior Community Service Employment Program (Grants)	336 ^c	d
17.245	Trade Adjustment Assistance--Workers (Payments)	265	b
17.246	Employment and Training Assistance--Dislocated Workers (Grants)	200 ^c	b
17.249	Employment Services and Job Training--Pilot and Demonstration Programs (Grants)	32	b

^aTitle II-A operates on a program year basis; title II-B, on a calendar year basis.

^bData not available.

^cProgram year.

^dLess than 1 percent.

The Department of Labor administers these six training and employment programs, which provided about \$4.1 billion in grants and payments in 1987. Except for the Senior Community Service Employment Program, which had a rural share of less than 1 percent in fiscal year 1985, data were not available on the rural shares of these programs. However, the major program, the Job Training Partnership Act (JTPA), applies a formula to allocate funds both among states and within a state using two measures of unemployment and, as a third measure, the number of economically disadvantaged persons. ERS reports that both unemployment and poverty are higher in rural counties; therefore, we believe that many rural counties should be eligible for funds from this program. In addition, USDA reports that several states have used JTPA funds to provide retraining for displaced or financially stressed farmers and farmworkers in rural areas. The Senior Service Employment Program is classified as a training and employment program rather than as a community service program because the program's emphasis is the training and employment provided rather than the service delivered.

Table 4.12: Human Resources--Health Programs

Dollars in Millions

<u>Program number</u>	<u>Program name</u>	<u>Fiscal year 1987 amount</u>	<u>Percent rural (1985)</u>
<u>Department of Health and Human Services</u>			
13.600	Administration for Children, Youth and Families--Head Start (Grants)	\$1,130	19
13.224	Community Health Centers (Grants)	420	16
13.246	Migrant Health Centers Grants	45	13
13.129	Technical and Non-Financial Assistance to Community Health Centers (Grants)	3	a
<u>Appalachian Regional Commission</u>			
23.004	Appalachian Health Programs (Grants)	1	42

^aData not available.

HHS' Head Start Program provided about \$1.1 billion in fiscal year 1987 and had a rural share of about 19 percent in fiscal year 1985. This program is intended to provide comprehensive health, educational, nutritional, social, and other services primarily to economically disadvantaged preschool children. HHS' Community Health Centers Program, which provided about \$420 million in fiscal year 1987, is a principal health program affecting rural counties. This program is to focus on the "most medically-underserved areas." Many observers believe that rural counties generally fall into this category. This program's share to rural counties in fiscal year 1985 was about 16 percent, the same as the population percentage. A related program provided grants of about \$3 million in fiscal year 1987 for technical and nonfinancial assistance to community health centers. A rural share was not available for this program.

The Migrant Health Centers Grants Program, which provided about \$45 million in fiscal year 1987, had a rural share of about 13 percent in fiscal year 1985. Appalachian Health Programs, which had a rural share of 42 percent in fiscal year 1985, provided about \$1 million in fiscal year 1987.

Two health programs, which are not listed above, but which serve or are intended to serve rural areas, are Rural Health Policy/Research Centers and National Health Service Corps. The Rural Health Policy/Research Centers Program (no. 13.155), authorized by Public Law 100-202, is intended ". . . to provide an information base and policy analysis capacity on the full range of

rural health issues." This program was not funded in fiscal year 1987. However, the Catalog of Federal Domestic Assistance estimated obligations for this program at \$1.4 million for fiscal year 1988 and \$1.5 million for fiscal year 1989.

The National Health Service Corps Program (no. 13.258) assigns medical personnel to areas of the country where critical shortages exist. It may also provide loans to communities to help in establishing medical, dental, or other health professions practices; acquiring equipment; and renovating buildings. In fiscal year 1987, obligations for program salaries and expenses were about \$37 million; no loans were provided. However, loans of \$10,000 were provided in each of fiscal years 1985 and 1986, and \$479,000 and \$50,000, respectively, in loans are estimated for fiscal years 1988 and 1989.

Table 4.13: Human Resources--Housing Programs

Dollars in Millions

<u>Program</u> <u>NUM BER</u>	<u>Program name</u>	<u>Fiscal</u> <u>year</u> <u>1987</u> <u>amount</u>	<u>Percent</u> <u>rural</u> <u>(1985)</u>
<u>Department of Agriculture</u>			
10.410	Very Low- and Low-Income Housing Loans	\$1,155	52
10.415	Rural Rental Housing Loans	555	45
10.427	Rural Rental Assistance Payments	275	a
10.433	Rural Housing Preservation Grants	19	a
10.417	Very Low-Income Housing Repair Loans and Grants		
	Loans	6	63
	Grants	14	a
10.420	Rural Self-Help Housing Technical Assistance (Grants)	13	30
10.405	Farm Labor Housing Loans and Grants		
	Loans	11	a
	Grants	11	a
<u>Department of Housing and Urban Development</u>			
14.142	Property Improvement Loan Insurance for Improving All Existing Structures and Building of New Nonresidential Structures (Insured Loans) (Includes obligations for programs 14.110 and 14.162)	497	18

^aData not available.

USDA's Farmers Home Administration supports rural housing through grants, payments, and loans. Rural share data, available on four of the programs, show that the programs provided relatively high shares to rural counties (30 to 63 percent). On the other hand, most HUD housing programs provided rural shares under 10 percent. (See apps. II and III.) Thus, housing programs are essentially split between USDA for rural housing and HUD for urban housing.

USDA's Very Low- and Low-Income Housing Loans Program, which had a rural share in fiscal year 1985 of about 52 percent, provided \$1.2 billion in fiscal year 1987. In the same year, the Rural Rental Housing Program provided about \$555 million for constructing, repairing, and improving rentals. Its rural share in fiscal year 1985 was about 45 percent. The Rural Rental Assistance Payments Program provided about \$275 million in fiscal year 1987 to

reduce the rental payments of low-income families. Information on rural share was not available for this program.

HUD's Property Improvement Loan Insurance Program provided insured loans of about \$497 million in fiscal year 1987; its fiscal year 1985 rural share was 18 percent. This program is intended to assist borrowers in financing alterations, repairs, and improvements of existing structures and the building of new nonresidential structures that substantially protect or improve the basic livability or utility of the properties.

SECTION 5

OBSERVATIONS

As discussed in this briefing report, relatively few federal programs pursue rural development as a primary objective. However, as discussed in section 4, a number of existing programs are important to rural America because they are aimed toward addressing some of the problems common to rural areas (such as dislocated workers or poverty). If increased attention to rural development is seen as a goal, existing programs could be restructured and/or supplemented to increase benefits directed toward rural America.

As shown in section 4, USDA has the most experience of all federal agencies in providing assistance to rural America. USDA has the greatest number of rural development-type programs; it is the only agency with programs in each of the four major development categories; and it provides the greatest amount of domestic funding directly to rural areas. In addition, USDA is responsible for administering statutory provisions in rural development legislation. Therefore, if a new rural development policy, such as that suggested by the proposed Rural Development Reorganization Act is desired, USDA appears to be the agency best qualified to implement such a policy.

U.S. COUNTIES, BY BEALE CODE

As discussed in section 2, Beale codes were developed by the Economic Research Service to depict population concentrations for all counties in the United States. Each county is assigned to 1 of 10 Beale codes shown below. This appendix lists the Beale codes of all 3,096 U.S. counties, which are arranged alphabetically by state and county.

Beale
code

Definition

Nonrural counties

- | | |
|---|---|
| 0 | Central counties of metropolitan areas of 1 million population or more |
| 1 | Fringe counties of metropolitan areas of 1 million population or more |
| 2 | Counties in metropolitan areas of 250,000 to 1 million population |
| 3 | Counties in metropolitan areas of less than 250,000 population |
| 4 | Urban population of 20,000 or more, adjacent to a metropolitan area |
| 5 | Urban population of 20,000 or more, not adjacent to a metropolitan area |

Rural counties

- | | |
|---|---|
| 6 | Urban population of less than 20,000, adjacent to a metropolitan area |
| 7 | Urban population of less than 20,000, not adjacent to a metropolitan area |
| 8 | Completely rural, adjacent to a metropolitan area |
| 9 | Completely rural, not adjacent to a metropolitan area |

Note: Metropolitan status is that announced by the Office of Management and Budget in June 1983, when the current population criteria were first applied to results of the 1980 Census. Adjacency was determined by physical boundary adjacency and a finding that at least 2 percent of the employed labor force in the nonmetropolitan county commuted to metropolitan central counties.

APPENDIX I

	<u>State/County</u>	<u>Beale code</u>
AL	AUTAUGA	2
	BALDWIN	2
	BARBOUR	6
	BIBB	6
	BLOUNT	2
	BULLOCK	6
	BUTLER	7
	CALHOUN	3
	CHAMBERS	5
	CHEROKEE	8
	CHILTON	6
	CHOCTAW	9
	CLARKE	7
	CLAY	9
	CLEBURNE	6
	COFFEE	4
	COLBERT	3
	CONECUH	7
	COOSA	8
	COVINGTON	7
	CRENSHAW	6
	CULLMAN	6
	DALE	3
	DALLAS	4
	DE KALB	6
	ELMORE	2
	ESCAMBIA	6
	ETOWAH	3
	FAYETTE	6
	FRANKLIN	6
	GENEVA	6
	GREENE	8
	HALE	6
	HENRY	6
	HOUSTON	3
	JACKSON	4
	JEFFERSON	2
	LAMAR	7
	LAUDERDALE	3
	LAWRENCE	6
	LEE	4
	LIMESTONE	6
	LOWNDES	8
	MACON	6
	MADISON	3
	MARENCO	7

APPENDIX I

	<u>State/County</u>	<u>Beale code</u>
AL	MARION	7
	MARSHALL	4
	MOBILE	2
	MONROE	7
	MONTGOMERY	2
	MORGAN	4
	PERRY	7
	PICKENS	6
	PIKE	6
	RANDOLPH	7
	RUSSELL	3
	ST. CLAIR	2
	SHELBY	2
	SUMTER	7
	TALLADEGA	4
	TALLAPOOSA	6
	TUSCALOOSA	3
	WALKER	2
	WASHINGTON	8
	WILCOX	9
	WINSTON	7
AK	ALEUTIAN ISLANDS	7
	ANCHORAGE	3
	BETHEL	7
	BRISTOL BAY BOROUGH	9
	DILLINGHAM	9
	FAIRBANKS NORTH STAR	5
	HAINES	9
	JUNEAU	7
	KENAI PENINSULA	6
	KETCHIKAN GATEWAY	7
	KOBUK	9
	KODIAK ISLAND	7
	MATANUSKA-SUSITNA	8
	NOME	9
	NORTH SLOPE	9
	PRINCE OF WALES-OUTER KETCHIKAN	9
	SITKA	7
	SKAGWAY-YAKUTAT-ANGOON	9
	SOUTHEAST FAIRBANKS	9
	VALDEZ-CORDOVA	7
	WADE HAMPTON	9
	WRANGELL-PETERSBURG	7
	YUKON-KOYUKUK	9

APPENDIX I

	<u>State/County</u>	<u>Beale code</u>
AZ	APACHE	7
	COCHISE	4
	COCONINO	5
	GILA	7
	GRAHAM	7
	GREENLEE	7
	LA PAZ	7
	MARICOPA	0
	MOHAVE	4
	NAVAJO	5
	PIMA	2
	PINAL	4
	SANTA CRUZ	6
	YAVAPAI	4
	YUMA	5
AR	ARKANSAS	6
	ASHLEY	7
	BAXTER	7
	BENTON	4
	BOONE	7
	BRADLEY	7
	CALHOUN	9
	CARROLL	7
	CHICOT	7
	CLARK	7
	CLAY	7
	CLEBURNE	6
	CLEVELAND	8
	COLUMBIA	7
	CONWAY	6
	CRAIGHEAD	5
	CRAWFORD	3
	CRITTENDEN	2
	CROSS	6
	DALLAS	7
	DESHA	7
	DREW	7
	FAULKNER	2
	FRANKLIN	6
	FULTON	9
	GARLAND	4
	GRANT	6
	GREENE	7
	HEMPSTEAD	7
	HOT SPRING	6

APPENDIX I

	<u>State/County</u>	<u>Beale code</u>
AR	HOWARD	7
	INDEPENDENCE	7
	IZARD	9
	JACKSON	7
	JEFFERSON	3
	JOHNSON	7
	LAFAYETTE	6
	LAWRENCE	7
	LEE	7
	LINCOLN	8
	LITTLE RIVER	6
	LOGAN	6
	LONOKE	2
	MADISON	8
	MARION	9
	MILLER	3
	MISSISSIPPI	5
	MONROE	7
	MONTGOMERY	9
	NEVADA	7
	NEWTON	9
	OUACHITA	7
	PERRY	8
	PHILLIPS	5
	PIKE	9
	POINSETT	6
	POLK	7
	POPE	7
	PRAIRIE	8
	PULASKI	2
	RANDOLPH	7
	ST. FRANCIS	6
	SALINE	2
	SCOTT	6
	SEARCY	9
	SEBASTIAN	3
	SEVIER	7
	SHARP	7
	STONE	9
	UNION	5
	VAN BUREN	8
	WASHINGTON	3
	WHITE	6
	WOODRUFF	7
	YELL	7

APPENDIX I

	<u>State/County</u>	<u>Beale code</u>
CA	ALAMEDA	0
	ALPINE	9
	AMADOR	8
	BUTTE	3
	CALAVERAS	8
	COLUSA	6
	CONTRA COSTA	1
	DEL NORTE	7
	EL DORADO	1
	FRESNO	2
	GLENN	6
	HUMBOLDT	5
	IMPERIAL	5
	INYO	7
	KERN	2
	KINGS	4
	LAKE	6
	LASSEN	6
	LOS ANGELES	0
	MADERA	4
	MARIN	1
	MARIPOSA	9
	MENDOCINO	5
	MERCED	4
	MODOC	7
	MONO	7
	MONTEREY	2
	NAPA	2
	NEVADA	6
	ORANGE	1
	PLACER	1
	PLUMAS	7
	RIVERSIDE	0
	SACRAMENTO	0
	SAN BENITO	6
	SAN BERNARDINO	0
	SAN DIEGO	0
	SAN FRANCISCO	0
	SAN JOAQUIN	2
	SAN LUIS OBISPO	4
	SAN MATEO	1
	SANTA BARBARA	2
	SANTA CLARA	0
	SANTA CRUZ	3
	SHASTA	3
	SIERRA	8

APPENDIX I

	<u>State/County</u>	<u>Beale code</u>
CA	SISKIYOU	7
	SOLANO	2
	SONOMA	2
	STANISLAUS	2
	SUTTER	3
	TEHAMA	6
	TRINITY	6
	TULARE	3
	TUOLUMNE	6
	VENTURA	1
	YOLO	1
	YUBA	3
CO	ADAMS	1
	ALAMOSA	7
	ARAPAHOE	1
	ARCHULETA	9
	BACA	9
	BENT	7
	BOULDER	1
	CHAFFEE	7
	CHEYENNE	9
	CLEAR CREEK	8
	CONEJOS	9
	COSTILLA	9
	CROWLEY	8
	CUSTER	8
	DELTA	7
	DENVER	0
	DOLORES	9
	DOUGLAS	1
	EAGLE	9
	ELBERT	8
	EL PASO	2
	FREMONT	6
	GARFIELD	7
	GILPIN	8
	GRAND	9
	GUNNISON	7
	HINSDALE	9
	HUERFANO	6
	JACKSON	9
	JEFFERSON	1
	KIOWA	9
	KIT CARSON	7
	LAKE	7

APPENDIX I

APPENDIX I

	<u>State/County</u>	<u>Beale code</u>		<u>State/County</u>	<u>Beale code</u>
CO	LA PLATA	7	FL	ALACHUA	3
	LARIMER	3		BAKER	6
	LAS ANIMAS	7		BAY	3
	LINCOLN	9		BRADFORD	3
	LOGAN	7		BREVARD	2
	MESA	5		BROWARD	0
	MINERAL	9		CALHOUN	6
	MOFFAT	7		CHARLOTTE	4
	MONTEZUMA	7		CITRUS	6
	MONTROSE	7		CLAY	2
	MORGAN	7		COLLIER	4
	OTERO	6		COLUMBIA	6
	OURAY	9		DADE	0
	PARK	8		DE SOTO	6
	PHILLIPS	9		DIXIE	9
	PITKIN	7		DUVAL	2
	PROWERS	7		ESCAMBIA	2
	PUEBLO	3		FLAGLER	6
	RIO BLANCO	9		FRANKLIN	7
	RIO GRANDE	7		GADSDEN	3
	ROUTT	7		GILCHRIST	8
	SAGUACHE	9		GLADES	8
	SAN JUAN	9		GULF	6
	SAN MIGUEL	9		HAMILTON	9
	SEDGWICK	9		HARDEE	6
	SUMMIT	9		HENDRY	6
	TELLER	6		HERNANDO	1
	WASHINGTON	8		HIGHLANDS	6
	WELD	3		HILLSBOROUGH	0
	YUMA	7		HOLMES	7
				INDIAN RIVER	4
CT	FAIRFIELD	2		JACKSON	6
	HARTFORD	0		JEFFERSON	6
	LITCHFIELD	4		LAFAYETTE	9
	MIDDLESEX	1		LAKE	4
	NEW HAVEN	2		LEE	3
	NEW LONDON	3		LEON	3
	TOLLAND	1		LEVY	8
	WINDHAM	4		LIBERTY	8
DC	DISTRICT OF COLUMBIA	J		MADISON	7
DE	KENT	4		MANATEE	3
	NEW CASTLE	2		MARION	3
	SUSSEX	7		MARTIN	3
				MONROE	5
				NASSAU	2
				OKALOOSA	3

APPENDIX I

	<u>State/County</u>	<u>Beale code</u>
FL	OKEECHOBEE	6
	ORANGE	2
	OSCEOLA	2
	PALM BEACH	2
	PASCO	1
	PINELLAS	1
	POLK	2
	PUTNAM	6
	ST. JOHNS	2
	ST. LUCIE	3
	SANTA ROSA	2
	SARASOTA	3
	SEMINOLE	2
	SUMTER	6
	SUWANNEE	7
	TAYLOR	7
	UNION	8
	VOLUSIA	2
	WAKULLA	8
	WALTON	6
	WASHINGTON	6
GA	APPLING	7
	ATKINSON	9
	BACON	7
	BAKER	8
	BALDWIN	4
	BANKS	8
	BARROW	1
	BARTOW	6
	BEN HILL	7
	BERRIEN	7
	BIBB	2
	BLECKLEY	6
	BRANTLEY	9
	BROOKS	7
	BRYAN	8
	BULLOCH	6
	BURKE	6
	BUTTS	1
	CALHOUN	8
	CAMDEN	7
	CANDLER	7
	CARROLL	6
	CATOOSA	2
	CHARLTON	9

APPENDIX I

	<u>State/County</u>	<u>Beale code</u>
GA	CHATHAM	3
	CHATTAHOOCHEE	3
	CHATTOOGA	7
	CHEROKEE	1
	CLARKE	3
	CLAY	9
	CLAYTON	1
	CUMMINGS	7
	CORB	1
	COFFEE	7
	COLQUITT	7
	COLUMBIA	2
	COOK	7
	COWETA	1
	CRAWFORD	8
	CRISP	7
	DADE	2
	DAWSON	8
	DECATUR	6
	DE KALB	7
	DODGE	.
	DOOLY	6
	DOUGHERTY	3
	DOUGLAS	1
	EARLY	7
	ECHOLS	9
	EFFINGHAM	3
	ELBERT	6
	EMANUEL	7
	EVANS	7
	FANNIN	9
	FAYETTE	1
	FLOYD	5
	FORSYTH	1
	FRANKLIN	8
	FULTON	0
	GILMER	9
	GLASCOCK	9
	GLYNN	5
	GORDON	7
	GRADY	6
	GREENE	6
	GWINNETT	0
	HABERSHAM	7
	HALL	6
	HANCOCK	9

APPENDIX I

	<u>State/County</u>	<u>Beale code</u>
GA	HARALSON	6
	HARRIS	8
	HART	6
	HEARD	8
	HENRY	1
	HOUSTON	2
	IRWIN	7
	JACKSON	3
	JASPER	8
	JEFF DAVIS	7
	JEFFERSON	6
	JENKINS	7
	JOHNSON	7
	JONES	2
	LAMAR	6
	LANIER	7
	LAURENS	7
	LEE	3
	LIBERTY	5
	LINCOLN	8
	LONG	9
	LOWNDES	5
	LUMPKIN	7
	MCDUFFIE	2
	MCINTOSH	9
	MACON	6
	MADISON	3
	MARION	8
	MERIWETHER	6
	MILLER	9
	MITCHELL	6
	MONROE	6
	MONTGOMERY	9
	MORGAN	6
	MURRAY	9
	MUSCOGEE	3
	NEWTON	1
	OCONEE	3
	OGLETHORPE	5
	PAULDING	1
	PLAACH	2
	PICKENS	8
	PIERCE	7
	PIKE	8
	POLK	6
	PULASKI	6

APPENDIX I

	<u>State/County</u>	<u>Beale code</u>
GA	PUTNAM	6
	QUITMAN	9
	RABUN	9
	RANDOLPH	7
	RICHMOND	2
	ROCKDALE	1
	SCHLEY	9
	SCREVEN	7
	SEMINOLE	7
	SPALDING	1
	STEPHENS	7
	STEWART	8
	SUMTER	7
	TALBOT	8
	TALIAFERRO	9
	TATTNALL	7
	TAYLOR	8
	TELFAIR	7
	TERRELL	6
	THOMAS	7
	TIFT	7
	TOOMBS	7
	TOWNS	9
	TREUTLEN	7
	TROUP	4
	TURNER	7
	TWIGGS	8
	UNION	9
	UPSON	7
	WALKER	2
	WALTON	1
	WARE	5
	WARREN	8
	WASHINGTON	7
	WAYNE	7
	WEBSTER	8
	WHEELER	9
	WHITE	9
	WHITFIELD	4
	WILCOX	9
	WILKES	7
	WILKINSON	6
	WORTH	6
HI	HAWAII	5
	HONOLULU	2

APPENDIX I

	<u>State/County</u>	<u>Beale code</u>
HI	KAUAI	7
	MAUI	7
ID	ADA	3
	ADAMS	9
	BANNOCK	5
	BEAR LAKE	7
	BENEWAH	7
	BINGHAM	7
	BLAINE	9
	BOISE	8
	BONNER	
	BONNEVILLE	-
	BOUNDARY	9
	BUTTE	9
	CAMAS	9
	CANYON	4
	CARIBOU	7
	CASSIA	7
	CLARK	9
	CLEARWATER	7
	CUSTER	9
	ELMORE	6
	FRANKLIN	7
	FREMONT	7
	GEM	6
	GOODING	7
	IDAHO	7
	JEFFERSON	7
	JEROME	7
	KOOTENAI	5
	LATAH	7
	LEMHI	7
	LEWIS	9
	LINCOLN	9
	MADISON	7
	MINIDOKA	7
	NEZ PERCE	5
	ONEIDA	9
	OWYHEE	9
	PAYETTE	7
	POWER	7
	SHOSHONE	7
	TETON	9
	TWIN FALLS	5
	VALLEY	9

APPENDIX I

	<u>State/County</u>	<u>Beale code</u>
ID	WASHINGTON	7
IL	ADAMS	5
	ALEXANDER	7
	BOND	6
	BOONE	2
	BROWN	9
	BUREAU	7
	CALHOUN	8
	CARROLL	7
	CASS	6
	CHAMPAIGN	3
	CHRISTIAN	6
	CLARK	6
	CLAY	7
	CLINTON	1
	COLES	5
	COOK	0
	CRAWFORD	7
	CUMBERLAND	9
	DE KALB	4
	DE WITT	6
	DOUGLAS	6
	DU PAGE	1
	EDGAR	6
	EDWARDS	5
	EFFINGHAM	7
	FAYETTE	7
	FORD	6
	FRANKLIN	5
	FULTON	4
	GALLATIN	9
	GREENE	6
	GRUNDY	1
	HAMILTON	7
	HANCOCK	7
	HARDIN	9
	HENDERSON	9
	HENRY	2
	IROQUOIS	6
	JACKSON	5
	JASPER	7
	JEFFERSON	7
	JERSEY	1
	JO DAVIESS	6
	JOHNSON	9

APPENDIX I

APPENDIX I

	<u>State / County</u>	<u>Beale code</u>		<u>State / County</u>	<u>Beale code</u>
IL	KANE	1	IL	UNION	7
	KANKAKEE	3		VERMILION	4
	KENDALL	1		WABASH	7
	KNOX	4		WARREN	7
	LAKE	1		WASHINGTON	6
	LA SALLE	4		WAYNE	7
	LAWRENCE	7		WHITE	7
	LEE	7		WHITESIDE	4
	LIVINGSTON	6		WILL	1
	LOGAN	6		WILLIAMSON	5
	MCDONOUGH	5		WINNEBAGO	2
	MCHENRY	1		WOODFORD	2
	MCLEAN	3	IN	ADAMS	6
	MACON	3		ALLEN	2
	MACOUPIN	6		BARTHOLOMEW	4
	MADISON	1		BENTON	8
	MARION	5		BLACKFORD	6
	MARSHALL	6		BOONE	1
	MASON	6		BROWN	8
	MASSAC	7		CARROLL	6
	MENARD	3		CASS	6
	MERCER	6		CLARK	2
	MONROE	1		CLAY	3
	MONTGOMERY	6		CLINTON	6
	MORGAN	4		CRAWFORD	8
	MOULTRIE	6		DAVISS	7
	OGLE	6		DEARBORN	1
	PEORIA	2		DECATUR	6
	PERRY	7		DE KALB	2
	PIATT	6		DELAWARE	3
	PIKE	7		DUBOIS	7
	POPE	9		ELKHART	3
	PULASKI	9		FAYETTE	7
	PUTNAM	9		FLOYD	2
	RANDOLPH	6		FOUNTAIN	6
	RICHLAND	7		FRAZARLIN	6
	ROCK ISLAND	2		FULTON	7
	ST. CLAIR	1		GIBSON	6
	SALINE	7		GRANT	4
	SANGAMON	3		GREENE	6
	SCHUYLER	7		HAMILTON	1
	SCOTT	9		HANCOCK	1
	SHELBY	6		HARRISON	2
	STARK	8		HENDRICKS	1
	STEPHENSON	4		HENRY	4
	TAZEWELL	2			

APPENDIX I

	<u>State/County</u>	<u>Beale code</u>
IN	HOWARD	3
	HUNTINGTON	6
	JACKSON	7
	JASPER	6
	JAY	6
	JEFFERSON	6
	JENNINGS	7
	JOHNSON	1
	KNOX	5
	KOSCIUSKO	6
	LAGRANGE	8
	LAKE	1
	LA PORTE	4
	LAWRENCE	6
	MADISON	3
	MARION	0
	MARSHALL	6
	MARTIN	7
	MIAMI	6
	MONROE	3
	MONTGOMERY	6
	MORGAN	1
	NEWTON	8
	NOBLE	6
	OHIO	8
	ORANGE	7
	OWEN	6
	PARKE	6
	PERRY	7
	PIKE	6
	PORTER	1
	POSEY	2
	PULASKI	9
	PUTNAM	6
	RANDOLPH	6
	RIPLEY	6
	RUSH	6
	ST. JOSEPH	3
	SCOTT	6
	SHELBY	1
	SPENCER	6
	STARKE	6
	STEBEN	6
	SULLIVAN	6
	SWITZERLAND	9
	TIPPECANOE	3

APPENDIX I

	<u>State/County</u>	<u>Beale code</u>
IN	TIPTON	3
	UNION	8
	VANDERBURGH	2
	VERMILLION	6
	VIGO	3
	WABASH	7
	WARREN	8
	WARRICK	2
	WASHINGTON	6
	WAYNE	5
	WELLS	6
	WHITE	6
	WHITLEY	2
IA	ADAIR	8
	ADAMS	9
	ALLAMAKEE	7
	APPANOOSE	7
	AUDUBON	7
	BENTON	6
	BLACK HAWK	3
	BOONE	6
	BREMER	3
	BUCHANAN	6
	BUENA VISTA	7
	BUTLER	8
	CALHOUN	9
	CARROLL	7
	CASS	7
	CEDAR	6
	CERRO GORDO	5
	CHEROKEE	7
	CHICKASAW	6
	CLARK	6
	CLAY	7
	CLAYTON	8
	CLINTON	4
	CRAWFORD	7
	DALLAS	2
	DAVIS	7
	DECATUR	7
	DELAWARE	6
	DES MOINES	5
	DICKINSON	7
	DUBUQUE	3
	EMMET	7

APPENDIX I

APPENDIX I

	<u>State/County</u>	<u>Beale code</u>		<u>State/County</u>	<u>Beale code</u>
IA	FAYETTE	6	IA	POWESHIEK	7
	FLOYD	7		RINGGOLD	9
	FRANKLIN	7		SAC	7
	FREMONT	9		SCOTT	2
	GREENE	7		SHELBY	6
	GRUNDY	6		SIOUX	7
	GUTHRIE	8		STORY	4
	HAMILTON	7		TAMA	6
	HANCOCK	7		TAYLOR	9
	HARDIN	7		UNION	7
	HARRISON	6		VAN BUREN	9
	HENRY	7		WAPELLO	5
	HOWARD	7		WARREN	2
	HUMBOLDT	7		WASHINGTON	6
	IDA	9		WAYNE	9
	IOWA	8		WEBSTER	5
	JACKSON	6		WINNEBAGO	7
	JASPER	6		WINNESHIEK	7
	JEFFERSON	7		WOODBURY	3
	JOHNSON	3		WORTH	9
	JONES	6		WRIGHT	7
	KEOKUK	9			
	KOSSUTH	7	KS	ALLEN	7
	LEE	5		ANDERSON	7
	LINN	3		ATCHISON	6
	LOUISA	8		BARBER	9
	LUCAS	6		BARTON	5
	LYON	7		BOURBON	7
	MADISON	6		BROWN	7
	MAHASKA	7		BUTLER	2
	MARION	6		CHASE	9
	MARSHALL	5		CHAUTAUQUA	9
	MILLS	6		CHEROKEE	7
	MITCHELL	7		CHEYENNE	9
	MONONA	6		CLARK	9
	MONROE	7		CLAY	7
	MONTGOMERY	7		CLOUD	7
	MUSCATINE	4		COFFEY	7
	O'BRIEN	7		COMANCHE	9
	OSCEOLA	7		COWLEY	4
	PAGE	7		CRAWFORD	5
	PALO ALTO	7		DECATUR	9
	PLYMOUTH	6		DICKINSON	7
	POCAHONTAS	9		DONIPHAN	9
	POLK	2		DOUGLAS	3
	POTTAWATTAMIE	2		EDWARDS	9

APPENDIX I

	<u>State/County</u>	<u>Beale code</u>
KS	ELK	8
	ELLIS	7
	ELLSWORTH	9
	FINNEY	7
	FORD	7
	FRANKLIN	6
	GEARY	5
	GOVE	9
	GRAHAM	9
	GRANT	7
	GRAY	9
	GREELEY	9
	GREENWOOD	6
	HAMILTON	9
	HARTER	7
	HARVEY	6
	HASKELL	9
	HODGEMAN	9
	JACKSON	6
	JEFFERSON	8
	JEWELL	9
	JOHNSON	1
	KEARNY	9
	KINGMAN	6
	KIOWA	9
	LABETTE	7
	LANE	9
	LEAVENWORTH	1
	LINCOLN	9
	LINN	8
	LOGAN	9
	LYON	5
	MARION	6
	MARSHALL	7
	MCPHERSON	7
	NEADE	9
	MIAMI	1
	MITCHELL	7
	MONTGOMERY	5
	MORRIS	9
	MORION	9
	NEMAHA	9
	NEOSHO	7
	NESS	9
	NORTON	7
	OSAGE	6

APPENDIX I

	<u>State/County</u>	<u>Beale code</u>
KS	OSBORNE	9
	OTTAWA	9
	PAWNEE	7
	PHILLIPS	7
	POTTAWATOMIE	6
	PRATT	7
	RAWLINS	9
	RENO	5
	REPUBLIC	7
	RICE	7
	RILEY	5
	ROOKS	9
	RUSH	9
	RUSSELL	7
	SALINE	5
	SCOTT	7
	SEDGWICK	2
	SEWARD	7
	SHAWNEE	3
	SHERIDAN	9
	SHERMAN	7
	SMITH	9
	STAFFORD	9
	STANTON	9
	STEVENS	7
	SUMNER	6
	THOMAS	7
	TREGO	9
	WABAUNSEE	8
	WALLACE	9
	WASHINGTON	9
	WICHITA	9
	WILSON	7
	WOODSON	9
	WYANDOTTE	0
KY	ADAIR	7
	ALLEN	7
	ANDERSON	6
	BALLARD	9
	BARREN	7
	BATH	8
	BELL	7
	BOONE	1
	BOURBON	2
	BOYD	2

APPENDIX I

	<u>State/County</u>	<u>Beale code</u>
KY	BOYLE	7
	BRACKEN	8
	BREATHITT	7
	BRECKINRIDGE	9
	BULLITT	2
	BUTLER	9
	CALDWELL	7
	CALLOWAY	7
	CAMPBELL	1
	CARLISLE	9
	CARROLL	7
	CARTER	2
	CASEY	9
	CHRISTIAN	3
	CLARK	2
	CLAY	9
	CLINTON	9
	CRITTENDEN	7
	CUMBERLAND	9
	DAVIESS	3
	EDMONSON	9
	ELLIOTT	8
	ESPILL	6
	FAYETTE	2
	FLEMING	7
	FLOYD	7
	FRANKLIN	4
	FULTON	7
	GALLATIN	8
	GARRARD	6
	GRANT	6
	GRAVES	7
	GRAYSON	7
	GREEN	9
	GREENUP	2
	HANCOCK	8
	HARDIN	4
	HARLAN	7
	HARRISON	6
	HART	9
	HENDERSON	2
	HENRY	8
	HICKMAN	9
	HOPKINS	5
	JACKSON	9
	JEFFERSON	2

APPENDIX I

	<u>State/County</u>	<u>Beale code</u>
KY	JESSAMINE	2
	JOHNSON	7
	KENTON	1
	KNOTT	9
	KNOX	7
	LARUE	7
	LAUREL	7
	LAWRENCE	8
	LEE	9
	LESLIE	9
	LETCHER	7
	LEWIS	9
	LINCOLN	7
	LIVINGSTON	9
	LOGAN	7
	LYON	9
	MCCRACKEN	5
	MCCREARY	9
	MCLEAN	8
	MADISON	4
	MAGOFFIN	9
	MARION	7
	MARSHALL	7
	MARTIN	9
	MASON	7
	MEADE	6
	MENIFEE	9
	MERCER	6
	METCALFE	9
	MONROE	7
	MONTGOMERY	6
	MORGAN	9
	MUHLENBERG	7
	NELSON	6
	NICHOLAS	8
	OHIO	6
	OLDHAM	2
	OWEN	9
	OWSLEY	9
	PENDLETON	8
	PERRY	7
	PIKE	7
	POWELL	6
	PULASKI	7
	ROBERTSON	9
	ROCKCASTLE	9

APPENDIX I

	<u>State/County</u>	<u>Beale code</u>	
KY	ROWAN	7	
	RUSSELL	9	
	SCOTT	2	
	SHELBY	2	
	SIMPSON	7	
	SPENCER	8	
	TAYLOR	7	
	TODD	8	
	TRIGG	8	
	TRIMBLE	9	
	UNION	6	
	WARREN	5	
	WASHINGTON	7	
	WAYNE	7	
	WEBSTER	6	
	WHITLEY	7	
	WOLFE	9	
	WOODFORD	2	
	LA	ACADIA	4
		ALLEN	6
ASCENSION		2	
ASSUMPTION		6	
AVOUELLES		6	
BEAUREGARD		6	
BIENVILLE		6	
BOSSIER		2	
CADDO		2	
CALCASIEU		3	
CALDWELL		8	
CAMERON		8	
CATAHOULA		7	
CLAIBORNE		7	
CONCORDIA		7	
DE SOTO		6	
EAST BATON ROUGE		2	
EAST CARROLL		7	
EAST FELICIANA		6	
EVANGELINE		7	
FRANKLIN		7	
GRANT		8	
IBERIA		4	
ISLIPVILLE		6	
JACKSON		6	
JEFFERSON		1	
JEFFERSON DAVIS		6	

APPENDIX I

	<u>State/County</u>	<u>Beale code</u>
LA	LAFAYETTE	3
	LAFOURCHE	3
	LA SALLE	7
	LINCOLN	4
	LIVINGSTON	2
	MADISON	7
	MOREHOUSE	6
	NATCHITOCHE	7
	ORLEANS	0
	OUACHITA	3
	PLAQUEMINES	6
	POINTE COUPEE	6
	RAPIDES	3
	RED RIVER	8
	RICHLAND	6
	SABINE	7
	ST. BERNARD	1
	ST. CHARLES	1
	ST. HELENA	8
	ST. JAMES	6
	ST. JOHN THE BAPTIST	1
	ST. LANDRY	4
	ST. MARTIN	3
	ST. MARY	5
	ST. TAMMANY	4
	TANGIPAHOA	4
	TENSAS	9
	TERREBOUNE	3
	UNION	6
	VERMILION	6
VERNON	5	
WASHINGTON	4	
WEBSTER	4	
WEST BATON ROUGE	2	
WEST CARROLL	9	
WEST FELICIANA	8	
WINN	7	
ME	ANDROSCOGGIN	3
	AROOSTOOK	5
	CUMBERLAND	3
	FRANKLIN	6
	HANCOCK	7
	KENNEBEC	4
	KNOX	7
	LINCOLN	9

APPENDIX I

APPENDIX I

	<u>State/County</u>	<u>Beale code</u>		<u>State/County</u>	<u>Beale code</u>
ME	OXFORD	6	MA	SUFFOLK	0
	PENOBSCOT	3		WORCESTER	2
	PISCATAQUIS	6			
	SAGadahoc	6	MI	ALCONA	9
	SOMERSET	7		ALGER	7
	WALDO	6		ALLEGAN	6
	WASHINGTON	6		ALPENA	7
	YORK	4		ANTRIM	9
				ARENAC	8
MD	ALLEGANY	3		BARAGA	7
	ANNE ARUNDEL	1		BARAGY	6
	BALTIMORE	1		BAY	2
	BALTIMORE CITY	0		BENZIE	9
	CALVERT	1		BERRIEN	3
	CAROLINE	8		BRANCH	6
	CARROLL	1		CALHOUN	3
	CECIL	2		CASS	6
	CHARLES	1		CHARLEVOIX	7
	DORCHESTER	7		CHEBOYGAN	7
	FREDERICK	1		CHIPPEWA	7
	GARRETT	8		CLARE	7
	HARFORD	1		CLINTON	2
	HOWARD	1		CRAWFORD	9
	KENT	6		DELTA	7
	MONTGOMERY	1		DICKINSON	7
	PRINCE GEORGES	1		EATON	2
	QUEEN ANNES	1		EMMET	7
	ST. MARYS	6		GENESEE	2
	SOMERSET	7		GLADWIN	8
	TALBOT	6		GOGEBIC	7
	WASHINGTON	3		GRAND TRAVERSE	7
	WICOMICO	7		GRATIOT	6
	WORCESTER	7		HILLSDALE	6
				HOUGHTON	7
MA	BARNSTABLE	4		HURON	7
	BERKSHIRE	3		INGHAM	2
	BRISTOL	2		IONIA	6
	DUKES	9		IOSCO	7
	ESSEX	1		IRON	9
	FRANKLIN	4		ISABELLA	5
	HAMPDEN	2		JACKSON	3
	HAMPSHIRE	2		KALAMAZOO	3
	MIDDLESEX	0		KALKASKA	9
	NANTUCKET	7		KENT	2
	NORFOLK	1		KEWEENAW	9
	PLYMOUTH	1		LAKE	9

APPENDIX I

APPENDIX I

	<u>State/County</u>	<u>Beale code</u>		<u>State/County</u>	<u>Beale code</u>
MI	LAPEER	1	MN	BIG STONE	7
	LEELANAU	9		BLUE EARTH	5
	LENAWEE	4		BROWN	7
	LIVINGSTON	1		CARLTON	6
	LUCE	9		CARVER	1
	MACKINAC	7		CASS	9
	MACOMB	1		CHIPPEWA	7
	MANISTEE	7		CHISAGO	1
	MARQUETTE	5		CLAY	3
	MASON	7		CLEARWATER	9
	MECOSTA	7		COOK	9
	MENOMINEE	7		COTTONWOOD	7
	MIDLAND	2		CROW WING	7
	MISSAUKEE	9		DAKOTA	1
	MONROE	1		DODGE	6
	MONTCALM	6		DOUGLAS	7
	MONTMORENCY	9		FARIBAULT	7
	MUSKEGON	3		FILLMORE	6
	NEWAYGO	6		FREEBORN	7
	OAKLAND	1		GOODHUE	6
	OCEANA	8		GRANT	9
	OGEMAW	9		HENNEPIN	0
	ONTONAGON	9		HOUSTON	6
	OSCEOLA	9		HUBBARD	7
	OSCODA	9		ISANTI	1
	OTSEGO	7		ITASCA	6
	OTTAWA	2		JACKSON	7
	PRESQUE ISLE	7		KANABEC	6
	ROSCOMMON	9		KANDI OHI	7
	SAGINAW	2		KITSON	9
	ST. CLAIR	1		KOOCHICING	7
	ST. JOSEPH	8		LAC QUI PARLE	9
	SANILAC	8		LAKE	6
	SCHOOLCRAFT	7		LAKE OF THE WOODS	9
	SHIAWASSEE	4		LE SUEUR	6
	TUSCOLA	6		LINCOLN	9
	VAN BUREN	6		LYON	7
	WASHTENAW	1		MCLEOD	6
	WAYNE	0		MAHOMEN	9
	WEXFORD	7		MARSHALL	6
MN	AITKIN	9		MARTIN	7
	ANOKA	1		MEEKER	6
	BECKER	6		MILLE LACS	6
	BELTRAMI	7		MORRISON	6
	BENTON	3		MOWER	4
				MURRAY	9

APPENDIX I

APPENDIX I

	<u>State/County</u>	<u>Beale code</u>		<u>State/County</u>	<u>Beale code</u>
MN	NI COLLET	7	MS	CHOCTAW	9
	NOBLES	7		CLAI BORNE	8
	NORMA	8		CLARKE	7
	OLMSTED	3		CLAY	7
	OTTER TAIL	7		COAHOMA	5
	PENNINGTON	7		COPIAH	6
	PINE	8		COVINGTON	9
	PIPESTONE	7		DE SOTO	2
	POLK	7		FORREST	5
	POPE	7		FRANKLIN	9
	RAMSEY	0		GEORGE	8
	RED LAKE	9		GREENE	9
	REDWOOD	7		GRENADA	7
	RENVILLE	7		HANCOCK	3
	RICE	4		HARRISON	3
	ROCK	7		HINDS	2
	ROSEAU	9		HOLMES	6
	ST. LOUIS	2		HUMPHREYS	7
	SCOTT	1		ISSAQUENA	9
	SHERBURNE	3		ITAWAMBA	7
	SIBLEY	8		JACKSON	3
	STEARNS	3		JASPER	9
	STEELE	7		JEFFERSON	9
	STEVENS	7		JEFFERSON DAVIS	9
	SWIFT	7		JONES	5
	TODD	7		KEMPER	9
	TRAVERSE	9		LAFAYETTE	7
	WABASHA	6		LAMAR	7
	WADENA	7		LAUDERDALE	5
	WASECA	7		LAWRENCE	9
	WASHINGTON	1		LEAKE	6
	WATONWAN	7		LEE	5
	WILKIN	6		LEFLORE	5
	WINONA	4		LINCOLN	7
	WRIGHT	1		LOWNDES	5
	YELLOW MEDICINE	7		MADISON	2
				MARION	7
MS	ADAMS	5		MARSHALL	6
	ALCORN	7		MONROE	7
	AMITE	9		MONTGOMERY	7
	ATTALA	7		NESHOBA	7
	BENTON	9		NEWTON	7
	BOLIVAR	5		NOXUBEE	9
	CALHOUN	9		OKTIBBEHA	7
	CARROLL	9		PANOLA	7
	CHICKASAW	7		PEARL RIVER	6

APPENDIX I

	<u>State/County</u>	<u>Beale code</u>
MS	PERRY	9
	PIKE	7
	PONTOTOC	7
	PRENTISS	7
	QUITMAN	9
	RANKIN	2
	SCOTT	6
	SHARKEY	7
	SIMPSON	6
	SMITH	8
	STONE	6
	SUNFLOWER	7
	TALLAHATCHIE	7
	TATE	6
	TIPPAH	7
	TISHOMINGO	6
	TUNICA	8
	UNION	7
	WALTHALL	9
	WARREN	5
	WASHINGTON	5
	WAYNE	7
	WEBSTER	9
WILKINSON	9	
WINSTON	7	
YALOBUSHA	7	
YAZOO	6	
MO	ADAIR	7
	ANDREW	6
	ATCHISON	9
	AUDRAIN	6
	BARRY	7
	BARTON	6
	BATES	6
	BENTON	9
	BOLLINGER	9
	BOONE	3
	BUCHANAN	3
	BUTLER	7
	CALDWELL	8
	CALLAWAY	6
	CAMDEN	9
	CAPE GIRARDEAU	5
	CARROLL	6
	CARTER	9

APPENDIX I

	<u>State/County</u>	<u>Beale code</u>
MO	CASS	1
	CEDAR	7
	CHARITON	9
	CHRISTIAN	3
	CLARK	9
	CLAY	0
	CLINTON	6
	COLE	4
	COOPER	6
	CRAWFORD	8
	DADE	8
	DALLAS	8
	DAVISS	9
	DE KALB	8
	DENT	7
	DOUGLAS	6
	DUNKLIN	7
	FRANKLIN	1
	GASCONADE	6
	GENTRY	9
	GREENE	3
	GRUNDY	7
	HARRISON	7
	HENRY	6
	HICKORY	9
	HOLT	9
	HOWARD	6
	HOWELL	7
	IRON	9
	JACKSON	0
	JASPER	3
	JEFFERSON	1
	JOHNSON	6
	KNOX	9
LACLEDE	7	
LAFAYETTE	1	
LAWRENCE	6	
LEWIS	9	
LINCOLN	6	
LINN	7	
LIVINGSTON	7	
MCDONALD	8	
MACON	7	
MADISON	7	
MARIES	9	
MARION	5	

	<u>State/County</u>	<u>Beale code</u>		<u>State/County</u>	<u>Beale code</u>
MO	MERCER	9	MO	WASHINGTON	6
	MILLER	7		WAYNE	9
	MISSISSIPPI	7		WEBSTER	6
	MONITEAU	6		WORTH	9
	MONROE	9		WRIGHT	7
	MONTGOMERY	9	MT	BEAVERHEAD	7
	MORGAN	9		BIG HORN	7
	NEW MADRID	7		BLAINE	9
	NEWTON	2		BROADWATER	9
	NODAWAY	7		CARBON	8
	OREGON	9		CARTER	9
	OSAGE	9		CASCADE	3
	OZARK	9		CHOUTEAU	8
	PENNSYLVANIA	7		CUSTER	7
	PERRY	7		DANIELS	9
	PETTIS	7		DAWSON	7
	PHILLY	7		DEER LODGE	7
	PIKE	7		FALLON	9
	PLATTE	1		FERGUS	7
	POLK	6		FLATHEAD	5
	PULASKI	5		GALLATIN	5
	PUTNAM	9		GARFIELD	9
	RALLS	9		GLACIER	7
	RANDOLPH	6		GOLDEN VALLEY	8
	RAY	1		GRANITE	9
	REYNOLDS	9		HILL	7
	RIPLEY	9		JEFFERSON	9
	ST. CHARLES	1		JUDITH BASIN	9
	ST. CLAIR	9		LAKE	7
	ST. FRANCOIS	6		LEWIS AND CLARK	5
	ST. LOUIS	1		LIBERTY	9
	ST. LOUIS CITY	0		LINCOLN	7
	STE. GENEVIEVE	6		MCCONE	9
	SALINE	7		MADISON	9
	SCHUYLER	9		MEAGHER	9
	SCOTLAND	9		MINERAL	9
	SCOTT	5		MISSOULA	5
	SHANNON	9		MUSSELSHELL	8
	SHELBY	9		PARK	7
	STODDARD	7		PETROLEUM	9
	STONE	8		PHILLIPS	9
	SULLIVAN	9		PONDERA	7
	TANEY	6		POWDER RIVER	9
	TEXAS	9		POWELL	7
	VERNON	7		PRAIRIE	9
	WARREN	6			

APPENDIX I

	<u>State/County</u>	<u>Beale code</u>
MT	RAVALLI	7
	RICHLAND	7
	ROOSEVELT	7
	ROSEBUD	7
	SANDERS	9
	SHERIDAN	9
	SILVER BOW	5
	STILLWATER	8
	SWEET GRASS	9
	TETON	8
	TOOLE	7
	TREASURE	9
	VALLEY	7
	WHEATLAND	9
	WIBAUX	9
	YELLOWSTONE	3
NE	ADAMS	5
	ANTELOPE	9
	ARTHUR	9
	BANNER	9
	BLAINE	9
	BOONE	9
	BOX BUTTE	7
	BOYD	9
	BROWN	9
	BUFFALO	5
	BURT	9
	BUTLER	6
	CASS	6
	CEDAR	9
	CHASE	9
	CHERRY	7
	CHEYENNE	7
	CLAY	9
	COLFAX	7
	CUMING	7
	CUSTER	7
	DAKOTA	3
	DAWES	7
	DAWSON	7
	DEUEL	9
	DIXON	8
	DODGE	4
DOUGLAS	2	
DUNDY	9	

APPENDIX I

	<u>State/County</u>	<u>Beale code</u>
NE	FILLMORE	9
	FRANKLIN	9
	FRONTIER	9
	FURNAS	9
	GAGE	6
	GARDEN	9
	GARFIELD	9
	GOSPER	9
	GRANT	9
	GREELEY	9
	HALL	5
	HAMILTON	7
	HARLAN	9
	HAYES	9
	HITCHCOCK	9
	HOLT	7
	HOOKER	9
	HOWARD	9
	JEFFERSON	7
	JOHNSON	8
	KEARNEY	7
	KEITH	7
	KEYA PAHA	9
	KIMBALL	
	KNOX	9
	LANCASTER	3
	LINCOLN	5
	LOGAN	9
	LOUP	9
	MCPHERSON	9
	MADISON	7
	MERRICK	7
	MORRILL	9
NANCE	9	
NEMAHA	7	
NUCKOLLS	7	
OTOE	6	
PAWNEE	9	
PERKINS	0	
PHELPS	7	
PIERCE	9	
PLATTE	7	
POLK	9	
RED WILLOW	7	
RICHARDSON	7	
ROCK	9	

APPENDIX I

APPENDIX I

	<u>State/County</u>	<u>Beale code</u>		<u>State/County</u>	<u>Beale code</u>
NE	CALINE	6	NH	SULLIVAN	7
	SARPY	2			
	SAUNDERS	6	NJ	ATLANTIC	2
	SCOTTS BLUFF	5		BERGEN	1
	SEWARD	6		BURLINGTON	1
	SHERIDAN	9		CAMDEN	0
	SHERMAN	9		CAPE MAY	2
	SIOUX	9		CUMBERLAND	3
	STANTON	9		ESSEX	0
	THAYER	7		GLOUCESTER	1
	THOMAS	9		HUDSON	0
	THURSTON	8		HUNTFRDON	1
	VALLEY	7		MERCER	2
	WASHINGTON	2		MIDDLESEX	1
	WAYNE	7		MONMOUTH	1
	WEBSTER	9		MORRIS	1
	WHEELER	9		OCEAN	1
	YORK	7		PASSAIC	2
				SALEM	2
NV	CARSON CITY (INDEPENDENT)	4		SOMERSET	1
	CHURCHILL	6		SUSSEX	1
	CLARK	2		UNION	0
	DOUGLAS	7		WARREN	2
	ELKO	7			
	ESMERALDA	9	NM	BERNALILLO	2
	EUREKA	9		CATRON	9
	HUMBOLDT	7		CHAVES	5
	LANDER	7		CIBOLA	4
	LINCOLN	8		COLFAX	7
	LYON	8		CURRY	5
	MINERAL	7		DE BACA	9
	NYE	8		DONA ANA	3
	PERSHING	9		EDDY	5
	STOREY	8		GRANT	7
	WASHOE	3		GUADALUPE	9
	WHITE PINE	7		HARDING	9
				HIDALGO	7
NH	BELKNAP	6		LEA	5
	CARROLL	8		LINCOLN	7
	CHESHIRE	4		LOS ALAMOS	7
	COOS	7		LUNA	6
	GRAFTON	5		MCKINLEY	5
	HILLSBOROUGH	2		MORA	9
	MERRIMACK	4		OTERO	4
	ROCKINGHAM	2		QUAY	7
	STRAFFORD	2		RIO ARRIBA	7

APPENDIX I

	<u>State/County</u>	<u>Beale code</u>
NM	ROOSEVELT	7
	SANDOVAL	6
	SAN JUAN	5
	SAN MIGUEL	7
	SANTA FE	4
	SIERRA	7
	SOCORRO	7
	TAOS	7
	TORRANCE	8
	UNION	7
VALENCIA	4	
NY	ALBANY	2
	ALLEGANY	7
	BROOME	2
	CATTARAUGUS	4
	CAYUGA	4
	CHAUTAUQUA	4
	CHEMUNG	3
	CHENANGO	6
	CLINTON	5
	COLUMBIA	6
	CORTLAND	4
	DELAWARE	6
	DUTCHESS	2
	ERIE	0
	ESSEX	6
	FRANKLIN	7
	FULTON	4
	GENESEE	4
	GREENE	2
	HAMILTON	8
	HERKIMER	2
	JEFFERSON	5
	LEWIS	6
	LIVINGSTON	2
	MADISON	2
	MONROE	2
	MONTGOMERY	2
	NASSAU	1
	NEW YORK	0
	NIAGARA	1
	ONANDAGA	2
	ONEIDA	2
ONTARIO	2	
ORANGE	2	

APPENDIX I

	<u>State/County</u>	<u>Beale code</u>
NY	ORLEANS	2
	OSWEGO	2
	OTSEGO	6
	PUTNAM	1
	RENSSELAER	2
	ROCKLAND	1
	ST. LAWRENCE	5
	SARATOGA	2
	SCHENECTADY	2
	SCHOHARIE	6
	SCHUYLER	8
	SENECA	7
	STEUBEN	4
	SUFFOLK	1
	SULLIVAN	6
	TIOGA	2
	TOMPKINS	4
	ULSTER	4
	WARREN	2
WASHINGTON	2	
WAYNE	2	
WESTCHESTER	1	
WYOMING	6	
YATES	6	
NC	ALAMANACE	3
	ALEXANDER	3
	ALLEGHANY	9
	ANSON	6
	ASHE	9
	AVERY	9
	BEAUFORT	7
	BERTIE	9
	BLADEN	6
	BRUNSWICK	6
	BUNCOMBE	3
	BURKE	3
	CABARRUS	2
	CALDWELL	6
	CAMDEN	9
CARTE RET	6	
CASWELL	8	
CATAWBA	5	
CHATHAM	6	
CHEROKEE	9	
CHOWAN	7	

APPENDIX I

	<u>State/County</u>	<u>Beale code</u>
NC	CLAY	9
	CLEVELAND	4
	COLUMBUS	7
	CRAVEN	5
	CUMBERLAND	3
	CURRITUCK	9
	DARE	9
	DAVIDSON	2
	DAVIE	2
	DUPLIN	6
	DURHAM	2
	EDGECOMBE	5
	FORSYTH	2
	FRANKLIN	2
	GASTON	2
	GATES	9
	GRAHAM	9
	GRANVILLE	6
	GREENE	9
	GUILFORD	2
	HALIFAX	5
	HARNETT	6
	HAYWOOD	6
	HENDERSON	6
	HERTFORD	7
	HOKE	6
	HYDE	9
	IREDELL	4
	JACKSON	9
	JOHNSTON	6
	JONES	8
	LEE	7
	LENOIR	5
	LINCOLN	2
	MCDOWELL	6
	MACON	7
	MADISON	8
	MARTIN	7
	MECKLENBURG	2
	MITCHELL	9
	MONTGOMERY	7
	MOORE	7
	NASH	4
	NEW HANOVER	3
	NORTHAMPTON	9
	ONSLOW	3

APPENDIX I

	<u>State/County</u>	<u>Beale code</u>
NC	ORANGE	2
	PAMLICO	9
	PASQUOTANK	7
	PENDER	8
	PERQUIMANS	9
	PERSON	6
	PITT	5
	POLK	9
	RANDOLPH	2
	RICHMOND	7
	ROBESON	4
	ROCKINGHAM	4
	ROWAN	2
	RUTHERFORD	7
	SAMPSON	6
	SCOTLAND	7
	STANLY	6
	STOKES	2
	SURRY	6
	SWAIN	9
	TRANSYLVANIA	6
	TYRRELL	9
	UNION	2
	VANCE	7
	WAKE	2
	WAFREN	9
	WASHINGTON	7
	WATAUGA	7
	WAYNE	5
	WILKES	7
	WILSON	5
	YADKIN	2
	YANCEY	8
ND	ADA	9
	BARNES	7
	BENSON	9
	BELMONT	9
	BOTTINEAU	7
	BOWMAN	9
	BURKE	9
	BURLEIGH	3
	CASS	3
	CAVALIER	9
	DICKEY	9
	DIVIDE	9

APPENDIX I

APPENDIX I

	<u>State/County</u>	<u>Beale code</u>		<u>State/County</u>	<u>Beale code</u>
ND	DUNN	9	OH	ATHENS	4
	EDDY	9		AUGLAIZE	3
	EMMONS	8		BELMONT	3
	FOSTER	7		BROWN	6
	GOLDEN VALLEY	9		BUTLER	1
	GRAND FORKS	3		CARROLL	2
	GRANT	9		CKAMFAIGN	6
	GRIGGS	9		CLAPK	2
	HETTINGER	9		CLERMONT	1
	KIDDER	9		CLINTON	6
	LA MOURE	9		COLUMBIANA	4
	LOGAN	9		COSHCTON	6
	MCHENRY	9		CRAWFORD	4
	MCINTOSH	9		CUYAHOGA	0
	MCKENZIE	9		DARKE	6
	MCLEAN	9		DEFIANCE	4
	MERCER	7		DELAWARE	1
	MORTON	3		ERIE	4
	MOUNTRAIL	9		FAIRFIELD	1
	NELSON	8		FAYETTE	6
	OLIVER	8		FRANKLIN	0
	PEMBINA	9		FULTON	2
	PIERCE	7		GALLIA	6
	RAMSEY	7		GEAUGA	1
	RANSOM	9		GREENE	2
	RENVILLE	9		GUEPNSEY	7
	RICHLAND	6		HAMILTON	0
	ROLETTE	9		HANCOCK	4
	SARGENT	9		HARDIN	7
	SHERIDAN	9		HARRISON	6
	SIOUX	9		HENRY	6
	SLOPE	9		HIGHLAND	7
	STARK	7		HOCKING	6
	STEELE	8		HOLMES	7
	STUTSMAN	7		HURON	4
	TOWNER	9		JACKSON	7
	TRAILL	8		JEFFERSON	3
	WALSH	7		KNOX	6
	WARD	5		LAKE	1
	WELLS	7		LAWRENCE	2
	WILLIAMS	7		LICKING	1
OH	ADAMS	7		LOGAN	6
	ALLEN	3		LOGRAIN	1
	ASHLAND	4		LUCAS	2
	ASHTABULA	4		MADISON	1
				MAHONING	2

APPENDIX I

APPENDIX I

	<u>State/County</u>	<u>Beale code</u>		<u>State/County</u>	<u>Beale code</u>
OH	MARION	4	OK	CADDŌ	6
	MEDINA	1		CANADIAN	2
	MEIGS	7		CARTER	5
	MERCER	7		CHEROKEE	6
	MIAMI	2		CHOCTAW	7
	MONROE	6		CIMARRON	9
	MONTGOMERY	2		CLEVELAND	2
	MORGAN	9		COAL	9
	MORROW	6		COMANCHE	3
	MUSKINGUM	4		COTTON	6
	NOBLE	7		CRAIG	7
	OTTAWA	6		CREEK	2
	PAULDING	7		CUSTER	7
	PERRY	6		DELAWARE	7
	PICKAWAY	1		DEWEY	9
	PIKE	7		ELLIS	9
	PORTAGE	2		GARFIELD	3
	PREBLE	6		GARVIN	6
	PUTNAM	6		GRADY	6
	RICHLAND	3		GRANT	8
	ROSS	4		GREER	7
	SANDUSKY	4		HARVON	7
	SCIOTO	4		HARPER	9
	SENECA	5		HASSELL	6
	SHELBY	6		HUGHES	7
	STARK	2		JACKSON	5
	SUMMIT	2		JEFFERSON	9
	TRUMBULL	2		JOHNSTON	7
	TUSCARAWAS	4		KAY	5
	UNION	1		KINGFISHER	6
	VAN WERT	6		KIOWA	7
	VINTON	9		LATIMER	7
	WARREN	1		LE FLORE	6
	WASHINGTON	3		LINCOLN	6
	WAYNE	4		LOGAN	2
	WILLIAMS	7		LOVE	9
	WOOD	2		MCCLAIN	2
	WYANDOT	7		MCCURTAIN	7
				MCINTOSH	7
OK	ADAIR	8		MAJOR	6
	ALFALFA	8		MARSHALL	6
	ATOKA	7		MAYES	6
	BEAVER	9		MURRAY	7
	BECKHAM	7		MUSKOGEE	4
	BLAINE	6		NOBLE	6
	BRYAN	6		NOWATA	6

APPENDIX I

	<u>State/County</u>	<u>Beale code</u>
OK	OKFUSKEE	6
	OKLAHOMA	2
	OKMULGEE	4
	OSAGE	2
	OTTAWA	7
	PAWNEE	6
	PAYNE	4
	PITTSBURG	7
	PONTOTOC	7
	POTTAWATOMIE	2
	PUSHMATAHA	7
	ROGER MILLS	9
	ROGERS	2
	SEMINOLE	6
	SEQUOYAH	3
	STEPHENS	4
	TEXAS	7
	TILLMAN	6
	TULSA	2
	WAGONER	2
	WASHINGTON	4
	WASHITA	7
	WOODS	7
	WOODWARD	7
OR	BAKER	7
	BENTON	4
	CLACKAMAS	1
	CLATSOP	7
	COLUMBIA	6
	COOS	5
	CROOK	7
	CURRY	7
	DESCHUTES	5
	DOUGLAS	5
	GILLIAM	9
	GRANT	9
	HARNEY	7
	HOOD RIVER	6
	JACKSON	3
	JEFFERSON	9
	JOSEPHINE	4
	KLAMATH	5
	LAKE	7
	LANE	2
	LINCOLN	7

APPENDIX I

	<u>State/County</u>	<u>Beale code</u>
OR	LINN	4
	MALHEUR	7
	MARION	3
	MORROW	9
	MULTNOMAH	0
	POLK	3
	SHERMAN	9
	TILLAMOOK	6
	UMATILLA	5
	UNION	7
	WALLOWA	9
	WASCO	7
	WASHINGTON	1
	WHEELER	9
	YAMHILL	1
PA	ADAMS	2
	ALLEGHENY	0
	ARMSTRONG	6
	BEAVER	1
	BEDFORD	6
	BERKS	2
	BLAIR	3
	BRADFORD	6
	BUCKS	1
	BUTLER	4
	CAMBRIA	2
	CAMERON	7
	CARBON	2
	CENTRE	2
	CHESTER	1
	CLARION	7
	CLEARFIELD	6
	CLINTON	6
	COLUMBIA	2
	CRAWFORD	4
	CUMBERLAND	2
	DAUPHIN	2
	DELAWARE	1
	ELK	7
	ERIE	2
	FAYETTE	1
	FOREST	9
	FRANKLIN	4
	FULTON	8
	GREENE	6

APPENDIX I

APPENDIX I

	<u>State/County</u>	<u>Beale code</u>		<u>State/County</u>	<u>Beale code</u>
PA	HUNTINGDON	6	SC	ALLENDALE	7
	INDIANA	4		ANDERSON	3
	JEFFERSON	7		BAMBERG	7
	JUNIATA	8		BARNWELL	6
	LACKAWANNA	2		BEAUFORT	5
	LANCASTER	2		BERKELEY	2
	LAWRENCE	4		CALHOUN	8
	LEBANON	2		CHARLESTON	2
	LEHIGH	2		CHEROKEE	6
	LUZERNE	2		CHESTER	6
	LYCOMING	2		CHESTERFIELD	7
	MCKEAN	7		CLARENDON	6
	MERCER	3		COLLETON	6
	MIFFLIN	7		DARLINGTON	6
	MONROE	2		DILLON	6
	MONTGOMERY	1		DORCHESTER	2
	MONTOUR	6		EDGEFIELD	6
	NORTHAMPTON	2		FAIRFIELD	6
	NORTHUMBERLAND	4		FLORENCE	3
	PERRY	2		GEORGETOWN	7
	PHILADELPHIA	0		GREENVILLE	2
	PIKE	8		GREENWOOD	5
	POTTER	7		HAMPTON	7
	SCHUYLKILL	4		HORRY	5
	SNYDER	7		JASPER	9
	SOMERSET	2		KERSHAW	6
	SULLIVAN	8		LANCASTER	6
	SUSQUEHANNA	8		LAURENS	4
	TIOGA	6		LEE	7
	UNION	6		LYFINGTON	2
	VENANGO	4		MCCORMICK	9
	WARREN	6		MARION	6
	WASHINGTON	1		MARLBORO	7
	WAYNE	7		NEWBERRY	6
	WESTMORELAND	1		OCONEE	6
	WYOMING	2		ORANGEBURG	4
	YORK	2		PICKENS	2
				RICHLAND	2
RI	BRISTOL	2		SALUDA	6
	KENT	2		SPARTANBURG	2
	NEWPORT	4		SUMTER	4
	PROVIDENCE	2		UNION	6
	WASHINGTON	2		WILLIAMSBURG	0
				YORK	2
SC	ABBEVILLE	6	SD	AURORA	9
	AIKEN	2			

APPENDIX I

	<u>State/County</u>	<u>Beale code</u>
SD	BEADLE	7
	BENNETT	9
	BON HOMME	9
	BROOKINGS	7
	BROWN	5
	BRULE	9
	BUFFALO	9
	BUTTE	7
	CAMPBELL	9
	CHARLES MIX	9
	CLARK	9
	CLAY	7
	CODINGTON	7
	CORSON	9
	CUSTER	9
	DAVISON	7
	DAY	9
	DEUEL	9
	DEWEY	9
	DOUGLAS	9
	EDMUNDS	9
	FALL RIVER	7
	FAULK	9
	GRANT	7
	GREGORY	9
	HAAKON	9
	HAMLIN	9
	HAND	9
	HANSON	
	HARDING	
	HUGHES	
	HUTCHINSON	9
	HYDE	9
	JACKSON	9
	JERAULD	9
	JONES	9
	KINGSBURY	9
	LAKE	6
	LAWRENCE	7
	LINCOLN	6
	LYMAN	9
	MCCOOK	8
	MCPHERSON	9
	MARSHALL	9
	MEADE	7
	MELLETT	9

APPENDIX I

	<u>State/County</u>	<u>Beale code</u>
SD	MINER	9
	MINNEHAHA	3
	MOODY	8
	PENNINGTON	5
	PEKKINS	9
	POTTER	9
	ROBERTS	7
	SANBORN	9
	SHANNON	7
	SPINK	7
	STANLEY	9
	SULLY	9
	TODD	9
	TRIPP	7
	TURNER	8
	UNION	9
	WALWORTH	7
	YANKTON	7
	ZIEBACH	9
TN	ANDERSON	2
	BEDFORD	7
	BENTON	7
	BLEDSE	8
	BLOUNT	2
	BRADLEY	4
	CAMPBELL	6
	CANNON	8
	CARROLL	7
	CARTER	2
	CHEATHAM	2
	CHESTER	7
	CLAIBORNE	6
	CLAY	9
	COCKE	7
	COFFEE	5
	CROCKETT	7
	CUMBERLAND	7
	DAVIDSON	2
	DECATUR	9
	DEKALB	6
	DICKSON	2
	DYER	7
	FAYETTE	8
	FENTRESS	9
	FRANKLIN	7

APPENDIX I

	<u>State/County</u>	<u>Beale code</u>
TN	GIBSON	5
	GILES	7
	GRAINGER	2
	GREENE	6
	GRUNDY	8
	HAMBLEN	6
	HAMILTON	2
	HANCOCK	8
	HARDEMAN	7
	HARDIN	7
	HAWKINS	2
	HAYWOOD	6
	HENDERSON	7
	HENRY	7
	HICKMAN	6
	HOUSTON	8
	HUMPHREYS	6
	JACKSON	9
	JEFFERSON	2
	JOHNSON	8
	KNOX	2
	LAKE	9
	LAUDERDALE	6
	LAWRENCE	7
	LEWIS	7
	LINCOLN	6
	LOUDON	6
	MCMINN	7
	MCNAIRY	7
	MACON	6
	MADISON	5
	MARION	2
	MARSHALL	6
	MAURY	4
	MEIGS	8
	MONROE	6
	MONTGOMERY	3
	MOORE	9
	MORGAN	8
	OBION	7
	OVERTON	7
	PERRY	9
	PICKETT	9
	POLK	9
	PUTNAM	5
	RHEA	6

APPENDIX I

	<u>State/County</u>	<u>Beale code</u>
TN	ROANE	4
	ROBERTSON	2
	RUTHERFORD	2
	SCOTT	7
	SEQUATCHIE	2
	SEVIER	2
	SHELBY	2
	SMITH	6
	STEWART	8
	SULLIVAN	2
	SUMNER	2
	TIPTON	2
	TROUSDALE	6
	UNICOI	2
	UNION	2
	VAN BUREN	9
	WARREN	7
	WASHINGTON	2
	WAYNE	9
	WEAKLEY	7
	WHITE	7
	WILLIAMSON	2
	WILSON	2
TX	ANDERSON	7
	ANDREWS	
	ANGELINA	5
	ARANSAS	6
	ARCHER	8
	ARMSTRONG	8
	ATASCOSA	6
	AUSTIN	6
	BAILEY	7
	BANDERA	8
	BASTROP	6
	BAYLOR	7
	BEE	6
	BELL	3
	BEXAR	0
	BLANCO	8
	BORDEN	9
	BOSQUE	6
	BOWIE	3
	BRAZORIA	1
	BRAZOS	3
	BREWSTER	7

APPENDIX I

	<u>State/County</u>	<u>Beale code</u>
TX	BRISCOE	9
	BROOKS	7
	BROWN	7
	BURLESON	6
	BURNET	6
	CALDWELL	6
	CALHOUN	6
	CALLAHAN	6
	CAMERON	3
	CAMP	7
	CARSON	8
	CASS	6
	CASTRO	7
	CHAMBERS	8
	CHEROKEE	6
	CHILDRESS	7
	CLAY	6
	COCHRAN	7
	COKE	8
	COLEMAN	7
	COLLIN	1
	COLLINGSWORTH	7
	COLORADO	7
	COMAL	1
	COMANCHE	7
	CONCHO	8
	COOKE	6
	CORYELL	3
	COTTLE	9
	CRANE	6
	CROCKETT	7
	CROSBY	8
	CULBERSON	7
	DALLAM	7
	DALLAS	0
	DAWSON	7
	DEAF SMITH	7
	DELTA	9
	DENTON	1
	DEWITT	6
	DICKENS	9
	DIMMIT	7
	DONLEY	7
	DUVAL	7
	EASTLAND	7
	ECTOR	3

APPENDIX I

	<u>State/County</u>	<u>Beale code</u>
TX	EDWARDS	9
	ELLIS	1
	EL PASO	2
	ERATH	7
	FALLS	6
	FANNIN	6
	FAYETTE	7
	FISHER	9
	FLOYD	7
	FOARD	9
	FORT BEND	1
	FRANKLIN	9
	FREESTONE	7
	FRIO	7
	GAINES	7
	GALVESTON	3
	GARZA	6
	GILLESPIE	7
	GLASSCOCK	8
	GOLIAD	8
	GONZALES	7
	GRAY	5
	GRAYSON	3
	GREGG	3
	GRIMES	6
	GUADALUPE	1
	HALE	4
	HALL	7
	HAMILTON	7
	HANSFORD	7
	HARDEMAN	7
	HARDIN	2
	HARRIS	0
	HARRISON	3
	HARTLEY	9
	HASKELL	7
	HAYS	2
	HEMPHILL	7
	HENDERSON	6
	HIDALGO	2
	HILL	6
	HOCKLEY	6
	HOOD	6
	HOPKINS	7
	HOUSTON	7
	HOWARD	5

APPENDIX I

	<u>State/County</u>	<u>Beale code</u>
TX	HUDSPETH	8
	HUNT	4
	HUTCHINSON	7
	IRION	8
	JACK	7
	JACKSON	6
	JASPER	6
	JEFF DAVIS	9
	JEFFERSON	2
	JIM HOGG	6
	JIM WELLS	4
	JOHNSON	1
	JONES	6
	KARNES	7
	KAUFMAN	1
	KENDALL	6
	KENEDY	9
	KENT	9
	KERR	7
	KIMBLE	7
	KING	9
	KINNEY	9
	KLEBERG	4
	KNOX	9
	LAMAR	5
	LAMB	6
	LAMPASAS	6
	LA SALLE	6
	LAVACA	6
	LEE	6
	LEON	8
	LIBERTY	1
	LIMESTONE	6
	LIPSCOMB	9
	LIVE OAK	6
	LLANO	7
	LOVING	9
	LUBBOCK	3
	LYNN	6
	MCCULLOCH	7
	MCLENNAN	3
	MCMULLEN	9
	MADISON	6
	MARION	6
	MARTIN	8
	MASON	9

APPENDIX I

	<u>State/County</u>	<u>Beale code</u>
TX	MATAGORDA	5
	MAVERICK	5
	MEDINA	6
	MENARD	9
	MIDLAND	3
	MILAM	6
	MILLS	9
	MITCHELL	7
	MONTAGUE	7
	MONTGOMERY	1
	MOORE	7
	MORRIS	6
	MOTLEY	9
	NACOGDOCHES	5
	NAVARRO	4
	NEWTON	8
	NOLAN	6
	NUECES	2
	OCHILTREE	7
	OLDHAM	8
	ORANGE	2
	PALO PINTO	6
	PANOLA	6
	PARKER	1
	PARMER	7
	PECOS	7
	POLK	6
	POTTER	3
	PRESIDIO	9
	RAINS	9
	RANDALL	3
	REAGAN	6
	REAL	9
	RED RIVER	6
	REEVES	7
	REFUGIO	6
	ROBERTS	9
	ROBERTSON	6
	ROCKWALL	1
	RUNNELS	6
	RUSK	6
	SABINE	9
	SAN AUGUSTINE	7
	SAN JACINTO	8
	SAN PATRICIO	2
	SAN SABA	7

APPENDIX I

	<u>State/County</u>	<u>Beale code</u>
TX	SCHLEICHER	8
	SCURRY	7
	SHACKELFORD	8
	SHELBY	7
	SHERMAN	9
	SMITH	3
	SOMERVELL	8
	STARR	6
	STEPHENS	7
	STERLING	9
	STONEWALL	9
	SUTTON	7
	SWISHER	7
	TARRANT	0
	TAYLOR	3
	TERRELL	9
	TERRY	7
	THROCKMORTON	9
	TITUS	7
	TOM GREEN	3
	TRAVIS	2
	TRINITY	7
	TYLER	6
	UPSHUR	6
	UPTON	8
	UVALDE	7
	VAL VERDE	5
	VAN ZANDT	6
	VICTORIA	3
	WALKER	4
	WALLER	1
	WARD	6
	WASHINGTON	6
	WEBB	3
	WHARTON	6
	WHEELER	7
	WICHITA	3
	WILBARGER	6
	WILLACY	6
	WILLIAMSON	2
	WILSON	6
	WINKLER	6
	WISE	6
	WOOD	6
	YOAKUM	7
	YOUNG	7

APPENDIX I

	<u>State/County</u>	<u>Beale code</u>
TX	ZAPATA	6
	ZAVALA	7
UT	BEAVER	9
	BOX ELDER	6
	CACHE	4
	CARBON	7
	DAGGETT	9
	DAVIS	2
	DUCHESNE	7
	EMERY	9
	GARFIELD	9
	GRAND	7
	IRON	7
	JUAB	6
	KANE	9
	MILLARD	9
	MORGAN	8
	PIUTE	9
	RICH	9
	SALT LAKE	2
	SAN JUAN	7
	SANPETE	6
	SEVIER	7
	SUMMIT	6
	TOOELE	6
	UNIAH	7
	UTAH	3
	WASATCH	6
	WASHINGTON	7
	WAYNE	9
	WEBER	2
VT	ADDISON	6
	BENNINGTON	7
	CALEDONIA	7
	CHITTENDEN	3
	ESSEX	9
	FRANKLIN	6
	GRAND ISLE	3
	LAMOILLE	8
	ORANGE	9
	ORLEANS	7
	RUTLAND	7
	WASHINGTON	6
	WINDHAM	7

APPENDIX I

	<u>State/County</u>	<u>Beale code</u>
VT	WINDSOR	7
VA	ACCOMACK	9
	ALBEMARLE	3
	ALLEGHANY	7
	AMELIA	8
	AMHERST	3
	APPOMATTOX	8
	ARLINGTON	1
	AUGUSTA	4
	BATH	9
	BEDFORD	6
	BLAND	9
	BOTETOURT	3
	BRUNSWICK	8
	BUCHANAN	7
	BUCKINGHAM	8
	CAMPBELL	7
	CAROLINE	8
	CARROLL	7
	CHARLES CITY	2
	CHARLOTTE	8
	CHESAPEAKE CITY	0
	CHESTERFIELD	2
	CLARKE	8
	CRAIG	8
	CULPEPER	6
	CUMBERLAND	8
	DICKENSON	9
	DINWIDDIE	2
	ESSEX	9
	FAIRFAX	1
	FAUQUIER	6
	FLOYD	9
	FLUVANNA	3
	FRANKLIN	6
	FREDERICK	5
	GILES	7
	GLOUCESTER	1
	GOOCHLAND	2
	GRAYSON	7
	GREENE	3
	GREENSVILLE	6
	HALIFAX	6
	HANOVER	2
	HENRICO	2

APPENDIX I

	<u>State/County</u>	<u>Beale code</u>
VA	HENRY	4
	HIGHLAND	9
	ISLE OF WIGHT	6
	JAMES CITY	1
	KING AND QUEEN	8
	KING GEORGE	8
	KING WILLIAM	6
	LANCASTER	9
	LEE	9
	LOUDON	1
	LOUISA	8
	LUNENBURG	9
	MADISON	8
	MATHEWS	8
	MECKLENBURG	7
	MIDDLESEX	8
	MONTGOMERY	4
	NELSON	8
	NEW KENT	2
	NORFOLK CITY	0
	NORTHAMPTON	9
	NORTHUMBERLAND	9
	NOTTOWAY	6
	ORANGE	6
	PAGE	6
	PATRICK	9
	PITTSYLVANIA	3
	PORTSMOUTH CITY	0
	POWHATAN	2
	PRINCE EDWARD	7
	PRINCE GEORGE	2
	PRINCE WILLIAM	1
	PULASKI	7
	RAPPAHANNOCK	9
	RICHMOND	9
	ROANOKE	3
	ROCKBRIDGE	6
	ROCKINGHAM	5
	RUSSELL	6
	SCOTT	2
	SHENANDOAH	7
	SMYTH	6
	SOUTHAMPTON	6
	SPOTSYLVANIA	6
	STAFFORD	1
	SUFFOLK CITY	1

APPENDIX I

	<u>State/County</u>	<u>Beale code</u>
VA	SURRY	8
	SUSSEX	8
	TAZEWELL	7
	VIRGINIA BEACH CITY	1
	WARREN	7
	WASHINGTON	2
	STMORELAND	9
	WISE	6
	WYTHE	7
	YORK	1
WA	ADAMS	6
	ASOTIN	7
	BENTON	3
	CHELAN	5
	CLALLAM	5
	CLARK	1
	COLUMBIA	7
	COWLITZ	4
	DOUGLAS	7
	FERRY	9
	FRANKLIN	3
	GARFIELD	9
	GRANT	5
	GRAYS HARBOR	5
	ISLAND	6
	JEFFERSON	7
	KING	0
	KITSAP	3
	KITTITAS	6
	KUMULIYAT	7
	LEWIS	4
	LINCOLN	8
	MASON	5
	OKANOGAN	7
	PACIFIC	7
	PEND OREILLE	8
	PIERCE	2
	SAN JUAN	9
	SKAGIT	4
	SKAMANIA	8
	SNOHOMISH	1
	SPOKANE	2
	STEVENS	6
	THURSTON	3
	WAHIAKUM	9

APPENDIX I

	<u>State/County</u>	<u>Beale code</u>
WA	WALLA WALLA	4
	WHATCOM	3
	WHITMAN	5
	YAKIMA	3
WV	JARBOUR	7
	BERKELEY	6
	BOONE	6
	BRAXTON	9
	BROOKE	3
	CABELL	2
	CALHOUN	9
	CLAY	8
	DODDRIDGE	9
	FAYETTE	6
	GILMER	9
	GRANT	9
	GREENBRIER	7
	HAMPSHIRE	8
	HANCOCK	3
	HARDY	9
	HARRISON	5
	JACKSON	6
	JEFFERSON	6
	KANAWHA	2
	LEWIS	7
	LINCOLN	8
	LOGAN	7
	MARSHALL	7
	MARION	5
	MARSHALL	3
	MASON	5
	MERCER	5
	MINERAL	3
	MINGO	7
	MONONGALIA	5
	MONROE	9
	MORGAN	8
	NICHOLAS	7
	OHIO	5
	PENDLETON	9
	PLEASANTS	8
	POCAHONTAS	9
	PRESTON	7
	PUTNAM	5
	RALEIGH	5

	<u>State/County</u>	<u>Beale code</u>		<u>State/County</u>	<u>Beale code</u>
WV	RANDOLPH	7	WI	LA CROSSE	3
	RITCHIE	8		LAFAYETTE	9
	ROANE	6		LANGLADE	6
	SUMMERS	7		LINCOLN	6
	TAYLOR	7		MANITOWOC	4
	TUCKER	9		MARATHON	3
	TYLER	9		MARINETTE	7
	UPSHUR	7		MARQUETTE	9
	WAYNE	2		MILWAUKEE	0
	WEBSTER	9		MONROE	6
	WETZEL	6		OCONTO	6
	WIRT	8		ONEIDA	7
	WOOD	3		OUTAGAMIE	2
	WYOMING	7		OZAUKEE	1
				PEPIN	8
WI	ADAMS	9		PIERCE	6
	ASHLAND	7		POLK	8
	BARRON	7		PORTAGE	5
	BAYFIELD	8		PRICE	7
	BROWN	3		RACINE	3
	BUFFALO	7		RICHLAND	7
	BURNETT	9		ROCK	3
	CALUMET	2		RUSK	7
	CHIPPEWA	3		ST. CROIX	1
	CLARK	6		SAUK	6
	COLUMBIA	6		SAWYER	9
	CRAWFORD	7		SHAWANO	
	DANE	2		(INCLUDES MENOMINEE)	6
	DODGE	4		SHEBOYGAN	3
	DOOR	7		TAYLOR	7
	DOUGLAS	2		TREMPEALEAU	8
	DUNN	6		VERNON	6
	EAU CLAIRE	3		VILAS	9
	FLORENCE	9		WALWORTH	4
	FOND DU LAC	4		WASHBURN	8
	FOREST	9		WASHINGTON	1
	GRANT	6		WAUKESHA	1
	GREEN	6		WAUPACA	6
	GREEN LAKE	6		WAUSHARA	8
	IOWA	6		WINNEBAGO	2
	IRON	9		WOOD	5
	JACKSON	6			
	JEFFERSON	4	WY	ALBANY	5
	JUNEAU	7		BIG HORN	9
	KENOSHA	3		CAMPBELL	7
	KEWAUNEE	6		CARBON	7

	<u>State/County</u>	<u>Beale code</u>
WY	CONVERSE	8
	CROOK	9
	FREMONT	7
	GOSHEN	7
	HOT SPRINGS	7
	JOHNSON	6
	LARAMIE	5
	LINCOLN	7
	NATRONA	3
	NIOBRARA	9
	PARK	7
	PLATTE	7
	SHERIDAN	7
	SUBLETTE	9
	SWEETWATER	5
	TETON	7
	UINTA	7
	WASHAKIE	7
	WESTON	7

FEDERAL DOMESTIC ASSISTANCE PROGRAMS, BY AGENCY,
FOR FISCAL YEARS 1985 AND 1987

This appendix provides information on all programs in our data base. The programs are grouped by agency and divided into two parts: (1) those providing grants, direct payments, and other expenditures and (2) those providing loans and insurance.

The first column shows the economic development code, which we developed, for each program. These codes are discussed in section 3 and listed in table 3.1 of the report.

Columns two and three provide the program number and object code, where available, as shown in the Catalog of Federal Domestic Assistance. Object codes are as follows: A--formula grants; B--project grants; C--direct payments for specified use; D--direct payments with unrestricted use; E--direct loans; F--guaranteed/insured loans; G--insurance.

Program titles, shown in column four, were obtained primarily from the fiscal year 1988 Catalog or, if not in that Catalog, from the fiscal year 1986 Catalog. The amounts in columns five and six, unless otherwise noted, were obtained from the Catalogs for fiscal years 1986 and 1988, respectively.

The rural share (column seven) was computed by multiplying the fiscal year 1985 rural percentage in the "Percent rural" column by the amount in the "Catalog FY87 total" column. Rural percentages (column eight) were obtained from information developed by the Economic Research Service from the Consolidated Federal Funds Report for fiscal year 1985. Column nine provides footnote references both for the entire appendix and for specific programs.

The subtotals were derived by adding the individual amounts shown for the respective agency's programs for fiscal years 1985 and 1987 and the rural share for 1987. "1987 total dollars for programs with rural shares" is the fiscal year 1987 sum for only those agency programs that had entries in the "Percent rural" column. "Percent of program funds to rural counties," a composite percentage for each agency, was derived by dividing the agency's rural share "Subtotal" by "1987 total dollars for programs with rural shares."

Econ. Pro- dev. gram code number	Object code	Program	Catalog FY85 total	Catalog FY87 total	Rural share	Per- cent rural	Foot- notes
----- (millions) -----							
GRANTS, DIRECT PAYMENTS, AND OTHER EXPENDITURES							
ACTION							
46	72.001	B The Foster Grandparent Program	\$ 56.10	\$ 56.10	\$ 5.89	10.5	
46	72.002	B Retired Senior Volunteer Program (RSVP)	29.62	29.60	5.86	19.8	
46	72.005	B Service-Learning Programs	1.75	1.37			
46	72.008	B Senior Companion Program	18.09	20.38	2.38	11.7	a
46	72.010	B Mini-Grant Program	0.15	0.05	0.00	0.8	
46	72.011	B State Office of Volunteerism	0.52	0.17			
46	72.012	B Volunteer Demonstration Program	1.12	0.17	0.00	1.1	
46	72.013	B Technical Assistance Program	0.02	0.00	0.00	0.0	
Subtotal			107.36	107.87	14.13		
1987 Total Dollars for Programs with Rural Shares						106.08	
Percent of Program Funds to Rural Counties							13.3
DEPARTMENT OF AGRICULTURE							
11	10.212	B Small Business Innovation Research	\$ 3.15	\$ 3.51			
12	10.424	B Industrial Development Grants		3.00			b
12	10.434	B Nonprofit National Corporations Loan and Grant Program		14.26			b
21	10.025	B Plant and Animal Disease and Pest Control	23.37	28.29			
21	10.051	D Commodity Loans and Purchases (Purchases Only)	2616.07	1829.87	\$ 204.95	11.2	
21	10.052	D Cotton Production Stabilization	1211.05	989.20	628.14	63.5	
21	10.053	D Dairy Indemnity Program	0.00	6.69	4.65	69.5	
21	10.055	D Feed Grain Production Stabilization	2944.00	2363.21	1689.70	71.5	
21	10.058	D Wheat Production Stabilization	2391.14	1546.83	1245.20	80.5	
21	10.059	D National Wool Act Payments	102.54	145.41	100.04	68.8	
21	10.065	D Rice Production Stabilization	650.05	376.21	244.16	64.9	
21	10.067	D Grain Reserve Program	328.99	832.36	688.36	82.7	
21	10.071	C Federal-State Cooperation...Warehouse Examination Agreement		1.77			
21	10.156	B Federal-State Marketing Improvement Program	0.99	0.92			b
21	10.205	A Payments to Land Grant Colleges and Tuskegee University	21.88	21.38			
21	10.209	A 1890 Research Facilities	9.60	9.13			
21	10.210	B Food and Agricultural Sciences...Graduate Fellowship Grants	4.85	2.77			
21	10.211	B Higher Education Strengthening Grants	1.94	1.84			
21	10.214	B Morrill-Nelson Funds for Food...Higher Education	2.80	2.80			
21	10.475	B Coop. Agreements...Intrastate Meat and Poultry...Inspections	33.09	33.42			
21	10.600	C Foreign Agricultural Market Development and Promotion	33.65	35.30			
21	10.601	C Targeted Export Assistance		110.00			
21	10.960	B Technical Agricultural Assistance	26.30	1.60			b
21	10.961	B International Agricultural Research...	0.49	0.36			
22	10.070	C Colorado River Salinity Control		2.17			
24	10.064	C Forestry Incentives Program	12.79	11.93	8.58	71.9	b
24	10.202	A Cooperative Forestry Research	12.53	11.89	0.88	4	
24	10.213	B Competitive Research Grants for Forest and Range Land...	7.53	5.69			
24	10.652	B Forestry Research	0.68	2.87			
24	10.664	A,B Cooperative Forestry Assistance	26.48	26.87			
24	10.669	B Assistance for Forest...Boundary Waters Canoe Area	2.94	2.80			
26	0.054	C Emergency Conservation Program	5.44	5.40	3.92	72.5	
26	10.062	C Water Bank Program	8.79	10.78	9.65	89.5	
26	10.063	C Agricultural Conservation Program	190.34	181.89	121.68	66.9	
26	10.069	C Conservation Reserve Program	0.00	267.02			
26	10.668	A Additional Lands--Grants to Minnesota	0.72	0.57			

Econ. Pro- dev. <u>code</u>	Program <u>number</u>	Object <u>code</u>	Program	Catalog FY85 <u>total</u>	Catalog FY87 <u>total</u>	Rural <u>share</u>	Per- cent <u>rural</u>	Foot- <u>notes</u>
------(millions)-----								
26	10.900	C	Great Plains Conservation	12.48	11.41	10.13	88.8	
26	10.910	C	Rural Abandoned Mine Program	6.30	5.23	2.81	53.8	
27	10.001	B	Agricultural Research--Basic and Applied Research	54.30	20.17	1.23	6.1	
27	10.200	B	Grants for Agricultural Research, Special Research Grants	30.76	52.91	8.25	15.6	
27	10.203	A	Payments to Agricultural Experiment Stations/Hatch Act	149.40	141.99	7.38	5.2	
27	10.206	B	Grants for Agricultural Research--Competitive Research...	44.17	38.54	0.69	1.8	
27	10.207	A	Animal Health and Disease Research	5.47	5.19	0.23	4.4	
31	10.665	A	Schools and Roads--Grants to States	224.94	295.10			
31	10.666	A	Schools and Roads--Grants to Counties	10.05	7.73	7.64	98.8	
34	10.418	B	Water and Waste Disposal Systems for Rural Communities	129.00	117.66			
34	10.901	B	Resource Conservation and Development	26.26	6.54	4.11	62.9	
34	10.904	B	Watershed Protection and Flood Prevention	115.47	85.25	26.26	30.8	
41	10.140	B	Minority Research and Teaching Grants	0.07	0.07			
41	10.500	A	Cooperative Extension Service	330.63	322.51	17.74	5.5	
44	10.405	B	Farm Labor Housing Loans and Grants (Grants)	12.14	10.85			
44	10.417	B	Very Low-Income Housing Repair Loans/Grants (Grants)	12.50	13.89			
44	10.420	B	Rural Self-Help Housing Technical Assistance	10.75	13.40	4.03	30.1	
44	10.427	C	Rural Rental Assistance Payments	52.43	275.19			
44	10.433	B	Rural Housing Preservation Grants	0.00	19.14			
45	10.068	C	Rural Clean Water Program	1.85	0.00	0.00	53.0	
55	10.551	C	Food Stamps	10775.84	10516.37	2071.82	19.7	
55	10.553	A	School Breakfast Program	407.00	468.27			
55	10.555	A	National School Lunch Program	2659.71	3000.84			
55	10.556	A	Special Milk Program for Children	15.51	17.45			
55	10.557	A	Special Supplemental Food Program--Women, Infants, and Children	1504.23	1661.55			
55	10.558	A	Child Care Food Program	434.85	551.31			
55	10.559	A	Summer Food Service Program for Children	115.10	127.97			
55	10.560	A	State Admin. Expenses for Child Nutrition	46.88	49.79			
55	10.561	A	State Admin. Matching Grants for Food Stamp Programs	912.30	993.24			
55	10.564	A	Nutrition Education and Training Program	5.00	4.99			
55	10.565	A,B	Commodity Supplemental Food Program	35.09	41.07			
55	10.566	C	Nutrition Assistance for Puerto Rico	825.00	852.75			
55	10.567	B	Food Distribution Program on Indian Reservations	14.62	14.81			
55	10.568	A	Temporary Emergency Food Assistance (Admin. Costs)	56.76	50.00			
			Subtotal	29711.02	28683.69	7112.23		
			1987 Total Dollars for Programs with Rural Shares		19539.41			
			Percent of Program Funds to Rural Counties				36.4	
APPALACHIAN REGIONAL COMMISSION								
12	23.009	B	Appalachian Local Development District Assistance	\$ 3.90	\$ 2.26	\$0.71	31.5	
31	23.002	B	Appalachian Supplements to Federal Grants-in-Aid	27.35	0.02			
32	23.003	B	Appalachian Development Highway System	76.62	72.24			
32	23.008	B	Appalachian Local Access Roads	5.28	2.10			
32	23.017	B	Appalachian Special Transportation Related Planning...Prog.	0.10	0.11	0.04	34.3	
35	23.011	B	Appalachian State Research, Technical...Projects	1.00	1.00			
41	23.012	B	Appalachian Vocational...Education Facilities & Operations	1.85	2.06			
41	23.013	B	Appalachian Child Development	0.05	0.00			

Econ. Pro- dev. gram code number	Object code	Program	Catalog FY85 total	Catalog FY87 total	Rural share	Per- cent rural	Foot- notes
------(m.illions)-----							
43	23.004	B	Appalachian Health Programs	2.88	1.37	0.58	42.0
44	23.005	B	Appalachian Housing Project...Programs	2.68	0.85		
Subtotal			121.71	82.01	1.33		
1987 Total Dollars for Programs with Rural Shares						3.74	
Percent of Program Funds to Rural Counties							35.6
DEPARTMENT OF COMMERCE							
12	11.300	B	Economic Development--Grants for Public Works...	\$155.98	\$144.25	\$51.21	35.5
12	11.302	B	Economic Development--Support for Planning Organizations	18.98	18.99	7.99	42.2
12	11.303	B	Economic Development--Technical Assistance	8.16	7.19	0.45	6.2
12	11.304	B	Economic Development--Public Works Impact Projects				
12	11.305	B	Economic Development--State and Local...Planning	7.79	4.90		
12	11.307	B	Special Economic Development and Adjustment Assist. Prog.	32.99	26.00	13.44	51.7
12	11.312	B	Research and Evaluation Program	1.98	4.97	0.00	0.0
22	11.419	A,B	Coastal Zone Management Program Administration Grants	40.90	38.60		
25	11.405	B	Anadromous...Fisheries Conservation	3.50	3.00		
25	11.407	A	Commercial Fisheries Research, and Development	4.50			
25	11.408	O	Fishermen's Contingency Fund	0.51	0.73		
25	11.409	D	Fishing Vessel...Compensation Fund	0.89	0.92		
25	11.417	B	Sea Grant Support	36.43	36.10		
25	11.426	B	Financial Assistance for Marine Pollution Research	0.35	0.23	0.03	11.8
25	11.427	B	Fisheries Development and Utilization R&D...Program	14.80	7.40	0.13	1.8
25	11.429	B	Marine Sanctuary Program	1.11	0.68		
26	11.420	B	Coastal Zone Management Estuarine Research...	4.48	2.94		
27	11.428	B	Intergovernmental Climate--Programs	0.25	1.23	0.00	0.0
27	11.430	B	Undersea Research		8.90		
27	11.431	B	Climate and Atmosphere Research		1.60		
33	11.550	B	Public Telecommunications Facilities--Construction	22.80	19.30	2.26	11.7
55	11.603	B	National Standard Reference Data System		0.64		
35	11.509	B	Measurement and Engineering Research and Standards	4.50	7.27		
64	11.801	B	American Indian Program		1.58		
66	11.800	B	Minority Business Development Centers	26.04	26.62	0.67	2.5
66	11.802	B	Minority Business and Industry Association...		3.95		
Subtotal			386.94	367.98	76.18		
1987 Total Dollars for Programs with Rural Shares						249.98	
Percent of Program Funds to Rural Counties							30.5
DEPARTMENT OF DEFENSE							
12	12.002	B	Procurement Technical Assistance for Business Firms		\$ 5.87		
34	--		Corps of Engineers--Civil Works	\$2904.17	3,36.97		
35	12.112	A	Payments to States in Lieu of Real Estate Taxes	7.29	5.26		
35	12.400	B	Military Construction, Army National Guard	13.25	76.63		
35	12.607	B	Military Base Reuse Studies...Community Planning Assistance	0.07	0.37	\$0.15	40.5
35	12.608	B	Impact Assistance...East Coast Trident Program	4.50	7.60		

Econ. Pro- dev. code	gram number	Object code	Program	Catalog FY85 total	Catalog FY87 total	Rural share	Per- cent rural	Foot- notes
----- (millions) -----								
41	12.609	C	Selected Reserve Education Assistance Program	19.86	45.00	---		
Subtotal				2949.14	5277.70	0.15		
				1987 Total Dollars for Programs with Rural Shares		0.37		
				Percent of Program Funds to Rural Counties			40.5	
DEPARTMENT OF EDUCATION								
31	84.040	B	Impact Aid--Construction	\$ 20.00	\$ 22.50	\$ 0.00	0.0	
31	84.041	D	Impact Aid--Maintenance and Operation	665.00	685.00	223.31	33.6	
31	84.154	A	Public Library Construction	15.53	22.05			
31	84.172	B	Construction, Reconstruction, ...Academic Facilities	0.00	37.75			
41	84.002	A	Adult Education--State Administered Program	101.96	105.98			
41	84.003	B,C	Bilingual Education	139.13	80.68		12.2	
41	84.007	C	Supplemental Educational Opportunity Grants	412.72	412.00	35.43	8.6	
41	84.010	A	Educationally Deprived Children--Local Educational Agencies	3199.14	3453.19	659.56	19.1	
41	84.012	A	Educationally Deprived Children--State Administration	35.81	37.11			
41	84.014	B	Follow Through	10.00	7.18	1.12	15.5	
41	84.015	B	National Resource Centers...International Studies	19.75	11.44	0.00	0.0	
41	84.016	B	Undergraduate International Studies...Language Programs	5.10	2.93	0.00	0.0	
41	84.017	B	International Research and Studies	1.50	1.67	0.00	0.0	
41	84.018	B	Fulbright-Hays...Special Bilateral Projects	0.72	0.96			
41	84.019	B	Fulbright-Hays Training Grants--Faculty Research Abroad	0.83	0.71	0.02	2.6	
41	84.020	B	Fulbright-Hays...Grants--Foreign Curriculum Consultants	0.12	0.16	0.00	0.0	
41	84.021	B	Fulbright-Hays Training Grants--Group Projects Abroad	1.95	2.64	0.10	3.7	
41	84.022	B	Fulbright-Hays...Doctoral Dissertation Research Abroad	1.65	1.79	0.00	0.0	
41	84.031	B	Higher Education--Institutional Aid	135.37	148.81	27.08	18.2	
41	84.033	C	College Work-Study Program	599.28	590.94	36.14	9.5	
41	84.034	A	Library Services	75.50	78.40			
41	84.035	A	Interlibrary Cooperation and Resource Sharing	17.64	17.64			
41	84.038	C	Perkins Loans	199.07	187.50	13.88	7.4	
41	84.042	B	Student Support Services	70.08	70.96	13.34	18.8	
41	84.044	B	Talent Search	20.73	20.38	3.17	15.5	
41	84.047	B	Upward Bound	73.71	74.55	12.35	16.6	
41	84.048	A	Vocational Education--Basic Grants to States	777.63	809.51			
41	84.049	A	Vocational Education--Consumer and Homemaker Education	31.63	31.63			
41	84.053	A	Vocational Education--State Councils	7.00	7.50			
41	84.063	C	Pell Grant Program	3069.30	3753.00	60.29	9.6	
41	84.066	B	Educational Opportunity Centers	9.21	9.21	1.79	8.5	
41	84.065	A	Grants to States for State Student Incentives	76.31	75.00			
41	84.073	B	National Diffusion Network	10.70	12.70	0.48	4.5	
41	84.083	B	women's Educational Equity	6.00	3.49	0.00	0.0	
41	84.091	B	Strengthening Research Library Resources	6.00	6.00	0.00	0.0	
41	84.094	B	Patricia Roberts Harris Fellowships	14.23	14.23	3.56	3.9	
41	84.097	B	Law School Clinical Experience Program	1.52	1.50	0.21	4.5	
41	84.099	B,C	Bilingual Vocational Instructor Training	0.55	0.56			
41	84.100	B	Bilingual Vocational Materials, Methods, and Techniques	0.37	0.37			
41	84.103	B	Training for Special Programs...Leadership Personnel	1.09	1.01			
41	84.116	B	Fund for the Improvement of Postsecondary Education	12.71	12.16	0.79	6.5	
41	84.120	B	Minority Science Improvement	5.00	5.00			
41	84.122	B	Secretary's Discretionary	2.50	1.50	0.18	5.5	
41	84.123	B	Law-Related Education	2.00	3.00			
41	.124	B	Territorial Teacher Training Assistance Program	2.00	2.00			
41	84.136	B	Legal Training for the Disadvantaged	1.50	1.50			
41	84.151	A	Improving School Programs--State Block Grants	500.00	500.00			

Econ. Pro- dev. gram	Object	Program	Catalog FY85 total	Catalog FY87 total	Rural share	Per- cent rural	Foot- notes	
code	number	code						
------(millions)-----								
41	84.153	B	Business and International Education	2.20	2.11	0.00	0.0	
41	84.164	A	State Grants for Strengthening Skills of Teachers...	90.10	72.80			
41	84.165	B	Magnet Schools Assistance	75.00	75.00			
41	84.167	B	Library Literacy	0.00	5.00			
41	84.168	B	Secretary's Discretionary Program for Mathematics,...	9.90	8.03			
41	84.170	B	Jacob K. Javits Fellowships	2.50	4.30			
41	84.171	B	Excellence in Education	0.00				
41	84.174	A	Vocational Education--Community Based Organizations	0.00	6.00			g
41	84.176	A	Paul Douglas Teacher-Scholarships		15.50			b
41	84.185	A	Robert C. Byrd Honors Scholarships		7.24			b
41	84.194	B	Bilingual Education Support Services		0.70			b
41	84.195	B	Bilingual Education Training Grants		22.44			b
42	84.036	B	Library Career Training	0.64	0.66	0.00	0.0	
42	84.055	B	Higher Education--Cooperative Education	14.40	14.40	1.99	13.8	
42	84.077	B,C	Bilingual Vocational Training	2.76	2.76	0.00	0.0	
42	84.193	B	Demonstration Centers...Retraining of Dislocated Workers		0.45			
46	84.132	B	Centers for Independent Living	22.60	24.32			b
46	84.192	A	Adult Education for the Homeless		6.90			b
48	84.004	B	Civil Rights Technical Assistance and Training	24.00	23.00			
48	84.013	A	Neglected and Delinquent Children	32.62	32.26			
48	84.037	C D	National Defense/National Direct...Loan Cancellations	20.07	22.00			
48	84.039	E	Library Research and Demonstration	0.36	0.35			
48	84.051	B	National Vocational Education Research	6.68	7.05	0.00	0.0	
48	84.117	B	Educational Research and Development	20.50	20.02	0.00	0.0	
48	84.148	B	Allen J. Ellender Fellowship Program	1.50				
48	84.178	B	Leadership in Educational Administration Development		14.35			g
48	84.184	B	National Program for Drug-Free Schools and Communities		12.20			b
48	84.186	A	Drug-Free Schools and Communities--State Grants		161.05			b
48	84.188	B	Drug-Free Schools and Communities--Regional Centers		8.50			b
48	84.190	B	Christa McAuliffe Fellowships		2.00			b
61	84.064	C	Higher Education--Veterans Education Outreach Program	3.00	3.00	0.16	5.2	
62	84.009	A	Education of Handicapped Children in State...Schools	150.17	150.17			
62	84.023	B	Handicapped--Innovation and Development	10.00	18.00	0.54	3.0	
62	84.024	B	Handicapped Early Childhood Education	22.50	24.47	2.72	11.1	
62	84.025	B	Handicapped Education--Deaf-Blind Centers	15.00	15.00	0.00	0.0	
62	84.026	B,C	Handicapped Media Services and Captioned Films	16.50	13.80	0.00	0.0	
62	84.027	A	Handicapped--State Grants	1245.22	1538.00			
62	84.028	B	Handicapped Regional Resource and Federal Centers	6.00	6.70			
62	84.029	B	Special Education Personnel Development	61.00	67.73	3.05	4.5	
62	84.030	B	Clearinghouse for the Handicapped Program	1.00	1.20	0.00	0.0	
62	84.078	B	Postsecondary Education Programs for Handicapped Persons	5.30	5.90	2.30	39.0	
62	84.086	B	Handicapped Education--Severely Handicapped Program	4.30	5.30	0.00	0.0	
62	84.126	A	Rehabilitation Services--Basic Support	1100.00	1277.79			
62	84.128	B	Rehabilitation Services--Service Projects	33.52	47.96			
62	84.129	B	Rehabilitation Training	22.00	28.65			
62	84.133	B	National Institute...Disability and Rehabilitation Research	39.26	48.50	1.07	2.2	
62	84.155	A	Removal of Architectural Barriers to the Handicapped	0.00	39.06			
62	84.158	B	Secondary Educat. and Transitional Serv./Handicapped Youth	6.33	7.30	0.40	5.5	
62	84.159	B	Handicapped--Special Studies	3.17	3.80			
62	84.161	A	Training Interpreters for Deaf Individuals	0.90	0.90			
62	84.173	A	Client Assistance for Handicapped Individuals	6.50	7.10			
62	84.180	B	Handicapped--Preschool Incentive Grant	27.63	180.00			
62	84.181	B	Technology, Educational Media...for the Handicapped		4.70			b
62	84.187	A	Supported Employment Services for...Severe Handicaps		50.00			b
64	84.060	B	Indian Education--Formula Grants to...Tribal Schools	45.90	25.00			b
64	84.061	B	Indian Education--Special Programs and Projects	10.98	43.70	18.83	43.1	
					7.91	3.47	43.9	



Econ. dev. code	Pro-gram number	Object code	Program	Catalog FY85 total	Catalog FY87 total	Rural share	Per-cent rural	Foot- notes
----- (millions) -----								
64	84.062	B	Indian Education--Adult Indian Education	2.94	3.00			
64	84.072	B	Indian Education--Grants to Indian Controlled Schools	4.41	3.50	2.00	57.3	
64	84.087	B	Indian Education--Fellowships for Indian Students	1.44	1.45	0.07	5.1	
64	84.101	B	Vocational Education--Indian and Hawaiian Natives	11.88	12.49	6.51	52.1	
64	84.163	B	Library Services for Ind'ian Tribes and Hawaiian Natives	2.36	2.41			
64	84.169	A	Comprehensive Services for Independent Living	5.00	11.83			
66	84.011	A	Migrant Education--Basic State Formula Grant Program	257.46	257.46			
66	84.141	B	Migrant Education--High School Equivalency Program	6.30	6.30	0.45	7.1	
66	84.144	B	Migrant Education--Interstate and Intrastate...Program	7.07	7.07			
66	84.146	A	Transition Program for Refugee Children	16.60	15.89			
66	84.149	B	Migrant Education--College Assistance Migrant Program	1.20	1.20	0.08	7.0	
66	84.162	A	Emergency Immigration Education	30.00	30.00			
66	84.177	B	Rehabilitation Services--...for Older Blind Individuals	0.00	5.29			
Subtotal				<u>13869.03</u>	<u>15675.73</u>	<u>1462.37</u>		
1987 Total Dollars for Programs with Rural Shares					9809.13			
Percent of Program Funds to Rural Counties							14.9	

DEPARTMENT OF ENERGY

23	81.036	B	Energy-Related Inventions	\$ 4.90	\$ 5.10	\$0.35	6.8	
23	81.011	B	University Reactor Sharing and Fuel Assistance	2.85	0.30	0.00	1.1	
23	81.049	B	Basic Energy Sciences, High Energy and Nuclear Physics...	89.80	451.00	0.90	0.2	
23	81.057	B	University Coal Research	4.43	5.46	0.38	7.0	
23	81.065	B	Nuclear Waste Disposal Siting	12.41	30.41			
23	81.077	B	University Research Instrumentation	4.90	5.00	0.59	11.8	
23	81.080	B	Energy Policy, Planning and Development	0.22	0.19	0.00	2.2	
23	81.081	B	Energy Task Force for the Urban Consortium	1.96	1.96	0.29	14.8	
23	81.086	B	Conservation Research and Development	1.51	1.01	0.00	0.0	
23	81.088	B,C	International Affairs and Energy Emergencies	0.06	0.45	0.00	0.0	
23	81.089	B	Fossil Energy Research and Development	43.11	37.55	0.75	2.0	g
23	81.090	C	State Heating Oil Grants	0.20				b
23	81.095	B	Nuclear Energy, Reactor Systems, ...and Technology		0.00			
26	81.041	A	State Energy Conservation	23.52	9.52			
26	81.050	A	Energy Extension Service	9.80	3.97			
26	81.052	A	Energy Conservation for Institutional Buildings	47.04	36.55	5.67	15.5	
26	81.078	B	Industrial Energy Conservation	0.26	7.00	0.00	0.0	
27	81.004	B	University-Laboratory Cooperative Program	6.50	6.08			
27	81.083	C	Minority Educational Institution Research Travel Fund	0.10	0.04			
27	81.087	B	Renewable Energy Research and Development	0.06	0.85			
27	81.091	B	Socioeconomic and Demographic Research, Data...Information	0.90	0.77			
27	81.092	B	Remedial Action and Nuclear Waste Technology	170.57	277.05			
27	81.093	B	Nuclear Energy Policy, Planning and Development		0.00			b
27	81.094	B	Minority Educational Institution Assistance		1.05			b
35	81.079	B	Biofuel's and Municipal Waste Technology...Regional Programs	3.60	1.30			
41	81.047	B	Pre-Freshman Engineering	0.28	0.27	0.02	6.7	
42	81.084	B	Minority Honors Vocational Training	0.15	0.43	0.00	0.0	
44	81.042	A	Weatherization Assistance for Low-Income Persons	191.11	161.36			
Subtotal				<u>620.04</u>	<u>1044.66</u>	<u>8.95</u>		
1987 Total Dollars for Programs with Rural Shares					543.38			
Percent of Program Funds to Rural Counties							1.6	

Econ. Pro- dev. gram code number	Object code	Program	Catalog FY85 total	Catalog FY87 total	Rural share	Per- cent rural	Foot- notes
----- (Millions) -----							
ENVIRONMENTAL PROTECTION AGENCY							
34	66.418	B Construction Grants for Wastewater Treatment Works	\$2573.96	\$2169.00	\$238.59	11.0	
42	66.508	B Senior Environmental Employment Program	6.80	11.29			
45	66.001	B Air Pollution Control Program Support	90.49	94.57			
45	66.003	B Air Pollution Control Manpower Training	0.43	0.27	0.00	0.0	
45	66.419	A Water Pollution Control--State and Interstate...Support	61.31	71.10			
45	66.432	A State Public Water System Supervision	28.42	33.39			
45	66.433	B State Underground Water Source Protection	8.31	9.76			
45	66.435	B Water Pollution Control--Lake Restoration...Agreements		4.50			b
45	66.438	A Construction Management Assistance	96.12	83.29			
45	66.454	A Water Quality Management Planning	25.38	23.91			
45	66.456	B National Estuary Program	2.40	3.50			
45	66.459	A Nonpoint Source Reservation		1.31			b
45	66.500	B Environmental Protection--Consolidated Research	26.52	27.10	0.00	0.0	
45	66.501	B Air Pollution Control Research	12.69	6.97	0.00	0.0	
45	66.502	B Pesticides Control Research	1.57	2.63	0.00	0.0	
45	66.504	B Solid Waste Disposal Research	9.05	9.80	1.73	17.7	
45	66.505	E Water Pollution Control--Research, Dev.,...and Demo.	6.91	3.11	0.12	3.8	
45	66.507	B Safe Drinking Water Research and Demonstration	10.02	7.09	0.11	1.5	
45	66.508	B Toxic Substances Research	5.59	7.49	0.00	0.0	
45	66.500	A Environmental Protection Consolidated Grants...Support	39.73	28.01			
45	66.700	B Pesticides Enforcement Program	12.30	9.92			
45	66.701	B Toxic Substances Compliance Monitoring Coop. Agreements	1.50	2.24			
45	66.702	B Asbestos Hazards Abatement (Schools) Assistance (Grants)	10.11	13.20			
45	66.801	A Hazardous Waste Management State Program Support	46.66	62.92			
45	66.802	B Hazardous Substance Response Trust Fund	53.36	165.37			
45	66.804	B State Underground Storage Tanks Program		6.90			b
45	66.805	B Underground Storage Tank Trust Fund Program		6.00			b
Subtotal			3129.63	2874.64	240.55		
1987 Total Dollars for Programs with Rural Shares					2189.00		
Percent of Program Funds to Rural Counties						11.0	
EQUAL EMPLOYMENT OPPORTUNITY COMMISSION							
48	30.002	C Employment Discrimination--State and Local...Contracts	\$18.67	\$19.96			
64	30.009	B Employment Discrimination Project Contracts--Indian Tribes	0.75			53.6	n
Subtotal			19.42	19.96	0.00		
1987 Total Dollars for Programs with Rural Shares					0.00		
Percent of Program Funds to Rural Counties						N/A	m
FEDERAL EMERGENCY MANAGEMENT AGENCY							
35	83.400	C Emergency Management Institute--Training Assistance	\$ 0.58	\$ 0.81	\$0.00	0.0	
35	83.403	A,B Emergency Management Institute--Field Training Program	0.52	0.36	0.00	0.0	
35	83.405	C National Fire Academy--Training Assistance	1.79	0.92			
35	83.503	A Civil Defense--State and Local Emergency Management Asst.	56.58	54.12			
35	83.504	B Other State and Local Direction, Control and Warning	1.92	0.00			
35	83.505	B State Disaster Preparedness Grants	1.32	1.25	0.00	0.0	
35	83.506	B Earthquake and Hurricane Preparedness Grants	2.70				9

Econ. dev. code	Pro-gram number	Object code	Program	Catelog FY65 total	Catelog FY67 total	Rural share	Per-cent rural	Foot- notes
----- (millions) -----								
35	83.508	B	Radiological Instrumentation					g,j
35	83.511	B	Radiological Protection Planning and Development	3.00				g
35	83.512	B	State and Local Emergency Operating Centers	9.13	0.07			
35	83.513	B	State and Local Warning and Communication Systems	1.25	0.07	0.00	0.0	
35	83.514	B	Pollution Protection Planning	8.48	8.02			
35	83.515	B	Emergency Broadcast System Guidance and Assistance	0.40	0.23			
35	83.516	B	Disaster Assistance	319.17	246.03			
35	83.518	B	Emergency Public Information Competitive Challenge Grants	0.10				g
35	83.519	B	Hazard Mitigation Assistance	0.25	0.19			
35	83.520	B	Hurricane Preparedness Grants		0.13			b
35	83.521	B	Earthquake Hazards Reduction Grants		1.38			b
35	83.522	B	Radiological Defense		6.74			b
			subtotal	407.17	326.31	0.00		
			1987 Total Dollars for Programs with Rural Shares		0.00			
			Percent of Program Funds to Rural Counties				N/A	

DEPARTMENT OF HEALTH AND HUMAN SERVICES

11	13.126	B	Small Business Innovation Research	\$ 2.40	\$ 4.48			
35	13.392	B	Cancer Construction	5.43			0.0	g
41	13.117	B	Grants for Preventive Medicine Residency Training	1.60	1.57			
41	13.119	B	Grants for Podiatric Medicine Training	0.95	0.82			
41	13.124	B	Nurse Anesthetist Traineeships	0.80	0.79			
41	13.139	B	Financial Assistance for...Health Professions Students		5.40			b
41	13.147	B	Post-Baccalaureate Faculty Fellowships		0.62			b
41	13.149	B	Grants for Two-Year Programs of Schools of Medicine ...		6.41			b
41	13.244	B	Mental Health Clinical or Service Related Training Grants	21.49	13.35	\$ 0.17	1.3	
41	13.263	B	Occupational Safety and Health Training Grants	8.76	9.90	0.00	0.0	
41	13.281	B	Mental Health Research Scientist Development...Awards	9.15	10.64	0.00	0.0	
41	13.288	B	National Health Service Corps Scholarship Program	2.27	2.30	0.12	5.1	
41	13.298	B	Nurse Practitioner and Nurse Midwife...Traineeship	12.00	11.88	0.59	5.0	
41	13.299	B	Advanced Nurse Education	16.45	15.24	0.49	3.2	
41	13.339	A	Capitation Grants for Schools of Public Health	4.98	4.95	0.00	0.0	
41	13.358	B	Professional Nurse Traineeship	11.45	11.63	0.09	0.8	
41	13.359	B	Nurse Training Improvement--Special Projects	9.50	11.06	1.32	11.9	
41	13.379	B	Grants for Graduate Training in Family Medicine	20.65	19.84	0.06	0.3	
41	13.390	B	Academic Research Enhancement Award	5.00	10.00	0.76	7.6	
41	13.398	B	Cancer Research Manpower	41.56	40.62	0.04	0.1	
41	13.614	A	Child Development Associate Scholarships		1.00			b
41	13.648	B	Child Welfare Services Training Grants	3.82	3.82	0.42	11.0	
41	13.820	B	Scholarships For First-Year Students of Exceptional...Need	7.00	6.93	0.23	3.3	
41	13.822	B	Health Careers Opportunity Program	24.00	21.65	0.78	3.6	
41	13.880	B	Minority Access To Research Careers	7.74	8.57	0.34	4.0	
41	13.884	B	Grants for Residency Training in General Internal Medicine	17.69	15.73	0.00	0.0	
41	13.886	B	Grants for Physician Assistant Training Program	4.80	4.29	0.00	0.0	
41	13.895	B	Grants for Faculty Development in Family Medicine	6.05	6.44			
41	13.896	B	Grants for Predoctoral Training in Family Medicine	6.91	6.65			
41	13.897	B	Residency Training and Advanced Education...Dentistry	1.98	2.67			
41	13.900	B	Grants for Faculty Development...Internal Medicine...	0.59	2.58			
41	13.962	A	Health Administration Graduate Traineeship	0.50	0.49	0.00	0.0	
41	13.963	A	Graduate Programs in Health Administration	1.49	1.49	0.00	0.0	
41	13.964	A	Traineeships for Students in Schools of Public Health...	3.00	2.97	0.00	0.0	
42	13.790	A	Work Incentive Program	256.21	126.00			

Econ. Pro- dev. gram code number	Object code	Program	Catalog FY85 total	Catalog FY87 total	Rural share	Per- cent rural	Foot- notes
----- (millions) -----							
43 13.110	B	Maternal and Child Health...Programs	71.69	75.03			
43 13.112	B	Characterization of Environmental Health Hazards	22.17	27.04	0.08	0.3	
43 13.113	B	Biological Response to Environmental Health Hazards	25.85	26.68	0.27	1.0	
43 13.114	B	Applied Toxicological Research and Testing	4.28	5.93	0.12	2.0	
43 13.115	B	Biometry...Health Risks from Environmental Exposure	5.66	5.29	0.00	0.0	
43 13.116	B	Project Grants...Tuberculosis Control Programs	5.00	7.00			
43 13.118	B	Acquired Immunodeficiency Syndrome (AIDS) Activity	20.55	136.00			
43 13.120	B	Mental Health Services for Cuban Entrants	9.20	7.05			
43 13.121	B	Diseases of the Teeth and Supporting Tissues	46.39	57.20			
43 13.122	B	Disorders of Craniofacial Structure and Function	15.33	20.39	0.08	0.4	
43 13.125	B	Mental Health Planning and Demonstration...	13.00	12.79			
43 13.128	B	Refugee Assistance--Mental Health	1.70	1.60			
43 13.129	B	Technical and Non-Financial Assistance to...Health Centers	2.70	3.00			
43 13.130	B	Primary Care Services--Planning...Cooperative Agreements	3.00	3.96			
43 13.131	B	Shared Research Facilities...Heart, Lung, & Blood Diseases	3.00	2.25			
43 13.132	B	Acquired Immunodeficiency Syndrome (AIDS) Research	0.00	5.05			
43 13.133	B	Health Services Delivery to Persons with AIDS	0.00	10.00			
43 13.134	B	Assistance for Organ Procurement Organizations	0.00	2.69			
43 13.135	B	Centers for Research...and Disease Prevention		1.50			
43 13.136	B	Injury Control--Research and Demonstration...		7.83			b
43 13.137	B	Minority Community Health Coalition Demonstration		1.15			b
43 13.138	A	Protection and Advocacy for Mentally Ill Individuals		10.30			b
43 13.141	A	Alcohol, Drug Abuse Treatment...Block Grant		162.86			c
43 13.142	B	NIEHS Hazardous Waste Worker...Training		9.94			b
43 13.143	B	NIEHS Superfund Research Program		2.90			b
43 13.144	B	Drug and Alcohol Abuse--High Risk Youth...Grants		24.00			b
43 13.145	B	AIDS Education and Training Centers		1.99			b
43 13.146	A	AIDS Drug Reimbursement		30.00			b
43 13.150	A	Mental Health Services for the Homeless Block Grant		32.00			b
43 13.152	B	...Alcohol and Drug Abuse Treatment of Homeless Individuals		8.60			b
43 13.155	B	Rural Health Policy/Research Centers		0.00			b
43 13.224	B	Community Health Centers	382.41	419.55	68.81	16.4	
43 13.225	B	National Research Service Awards--Health...Training	0.00	1.31			
43 13.226	B	Health Services Research and Development--Grants	6.17	4.37	0.00	0.0	
43 13.242	B	Mental Health Research Grants	121.75	160.36	0.32	0.2	
43 13.246	B	Migrant Health Centers Grants	44.30	45.40	7.95	13.1	
43 13.260	B	Family Planning--Personnel Training	3.19	3.69	0.00	0.0	
43 13.262	B	Occupational Safety and Health Research Grants	6.50	6.50	0.00	0.0	
43 13.268	B	Childhood Immunization Grants	42.28	71.60			
43 13.271	B	Alcohol Research Scientist Development and...Awards	1.01	1.33	0.00	0.0	
43 13.272	B	Alcohol National Research Service Awards/Research Training	1.50	2.50	0.07	2.7	
43 13.273	B	Alcohol Research Programs	27.49	43.30	0.00	0.0	
43 13.277	B	Drug Abuse Research Scientist Development and...Awards	1.71	1.86	0.00	0.0	
43 13.278	B	Drug Abuse National Research Service Awards...	1.50	2.25			
43 13.279	B	Drug Abuse Research Programs	49.83	87.92	0.70	0.8	
43 13.282	B	Mental Health National Research Service Awards...Training	18.00	18.93	0.09	0.5	
43 13.294	B	Health Planning--Health Systems Agencies	37.51				
43 13.297	B	National Research Service Awards	2.00				g
43 13.306	B	Laboratory Animal Sciences and Primate Research	43.30	47.81	0.38	0.8	g
43 13.333	B	General Clinical Research Centers	88.35	88.68	0.00	0.0	
43 13.337	B	Biomedical Research Support	96.07	92.31	0.74	0.8	
43 13.361	B	Nursing Research	9.40	18.12	0.00	0.0	
43 13.371	B	Biomedical Research Technology	43.57	41.90	1.26	3.0	
43 13.375	C	Minority Biomedical Research Support	24.95	28.18			
43 13.381	B	Health Professions--Advanced Financial Distress	5.60				
43 13.389	B	Research Centers in Minority Institutions	5.00	10.00			y
43 13.393	B	Cancer Cause and Prevention Research	172.90	225.42	0.23	0.1	
43 13.394	B	Cancer Detection and Diagnosis Research	38.27	66.55	0.20	0.3	

APPENDIX II

APPENDIX II

Econ. dev. code	Program number	Object code	Program	Fiscal Year 1985 total	Fiscal Year 1987 total	Rural share	Percentage rural	Footnotes
----- (millions) -----								
43	13.395	B	Cancer Treatment Research	200.85	228.42	0.69	0.3	
43	13.396	B	Cancer Biology Research	164.90	191.83	4.03	2.1	
43	13.397	B	Cancer Centers Support	84.96	95.82	0.67	0.7	
43	13.399	B	Cancer Control	37.12	37.18	0.26	0.7	
43	13.600	B	Administration for Children, Youth and Families--Head Start	1074.56	1130.34	212.50	18.8	
43	13.766	B	Health Care Financing Research...and Experiments	34.56	28.42	0.05	0.1	
43	13.777	A,B	State Survey and Certification of Health Care Providers	86.68	102.07			
43	13.821	B	Biophysics and Physiological Sciences	98.82	117.14	1.05	0.9	
43	13.824	B	Area Health Education Centers	18.00	18.00	0.09	0.5	
43	13.837	B	Heart and Vascular Diseases Research	415.67	479.69	0.48	0.1	
43	13.838	B	Lung Diseases Research	115.71	139.02	0.14	0.1	
43	13.839	B	Blood Diseases and Resources Research	115.71	124.24	0.25	0.2	
43	13.845	B	Dental Research...Centers in Oral Biology	7.60	7.00	0.00	0.0	
43	13.846	B	Arthritis, Musculoskeletal and Skin Diseases Research	96.66	125.18	0.13	0.1	
43	13.847	B	Diabetes, Endocrinology and Metabolism Research	174.91	217.07	2.17	1.0	
43	13.848	B	Digestive Diseases and Nutrition Research	84.53	103.41	0.00	0.0	
43	13.849	B	Kidney Diseases, Urology and Hematology Research	87.95	99.17	0.59	1.0	
43	13.853	B	Clinical Research Related to Neurological...Disorders	117.05	161.47	0.00	0.0	
43	13.854	B	Biological Basis Research in the Neurosciences	196.89	242.80	0.49	0.2	
43	13.855	B	Immunology, Allergic and Immunologic Diseases Research	113.60	134.03	0.54	0.4	
43	13.856	B	Microbiology and Infectious Disease Research	156.74	257.27	1.42	0.6	
43	13.859	B	Pharmaceutical Sciences	63.77	79.48	0.00	0.0	
43	13.862	B	Genetics Research	171.66	186.02	1.49	0.8	
43	13.863	B	Cellular and Molecular Basis of Disease Research	129.04	167.41	0.84	0.5	
43	13.864	B	Population Research	87.48	100.15	0.70	0.7	
43	13.865	B	Research for Mothers and Children	151.55	170.66	1.19	0.7	
43	13.866	B	Aging Research	103.87	127.82	0.38	0.3	
43	13.867	B	Retinal and Choroidal Diseases Research	61.33	77.96	0.00	0.0	
43	13.868	B	Anterior Segment Disease Research	24.07	65.05			
43	13.869	B	Cataract Research	12.95	13.93	0.08	0.1	
43	13.870	B	Glaucoma Research	13.59	15.64	0.16	1.0	
43	13.	B	Strabismus, Amblyopia and Visual Processing	29.59	38.77	0.00	0.0	
43	13.871	B	Medical Library Assistance	10.19	11.90	0.05	0.4	
43	13.888	B	Home Health Services and Training	3.00	0.00	0.00	31.5	
43	13.891	B	Alcohol Research Center Grants	9.35	11.40	0.00	0.0	
43	13.894	B	Resource and Manpower Development in Env. Health Sciences	23.60	24.86	0.30	1.2	
43	13.969	B	Health Professions Special Education Initiatives	6.95	8.58			
43	13.974	B	Family Planning...Services Delivery Improvement...Grants	1.29	0.45	0.00	0.0	
43	13.977	B	Prev. Health Services Sexually Transmitted Diseases Control	41.01	46.57			
43	13.978	B	Preventive Health Services--R&D...Education...Grants	3.00	3.93			
43	13.982	B	Mental Health Disaster Assistance...	0.65	0.98			
43	13.984	B	Grants for Establishment of Departments of Family Medicine	7.43	6.93			
43	13.985	B	Eye Research--Facility Construction	3.30	2.25	0.00	0.0	
43	13.987	B	Health Programs for Refugees	6.45	5.49			
43	13.988	B	Cooperative Agreements...Diabetes Control Programs	4.78	5.00			
43	13.989	B	Senior International Awards Program	1.16	0.93	0.00	0.0	
43	13.990	B	National Health Promotion	0.66	0.58			
43	13.991	A	Preventive Health and Health Services Block Grant	89.00	89.00			
43	13.992	A	Alcohol and Drug Abuse...Block Grant	490.00	508.86			
43	13.994	A	Maternal and Child Health Services Block Grant	406.00	421.12			
44	13.789	A	Low-Income Home Energy Assistance	2097.66	1822.27			
46	13.111	B	Adolescent Family Life Research Grants	1.50	2.16			
46	13.217	B	Family Planning--Services	136.91	136.00			
46	13.608	B	Admin. for Children, Youth and Families--Child Welfare PIU	11.81	7.79	0.13	1.7	
46	13.623	B	Admin. for Children, Youth...Runaway and Homeless Youth	23.17	23.25	0.65	2.8	
46	13.633	A	Special Programs for the Aging...Senior Centers	265.00	269.01			
46	13.635	A	Special Programs for the Aging...Nutrition Services	403.90	420.06			
46	13.645	A	Child Welfare Services--State Grants	200.00	222.50			

APPENDIX II

APPENDIX II

Econ. Prn- dev. gram code	number	Object code	Program	Catalog FY85 total	Catalog FY87 total	Rural share	Per- cent rural	Foot- notes
----- (millions) -----								
46	13.647	B	Social Services Research and Demonstration	3.93	3.55			
46	13.652	B	Admin. for Children Youth, and Families...Adoption...	2.00	5.00			
46	13.658	A	Foster Care--Title IV-E	517.06	719.18			
46	13.659	A	Adoption Assistance	35.35	87.11			
46	13.667	A	Social Services Block Grant	2700.00	2696.75			
46	13.668	B	Special Programs for the Aging...Projects and Programs	24.73	25.00			
46	13.669	A	Child Abuse and Neglect State Grants	12.00	12.00			
46	13.670	B	Child Abuse and Neglect Discretionary Activities	13.52	13.90			
46	13.671	A,B	Family Violence Prevention and Services	0.00	8.47			
46	13.672	A	Child Abuse Challenge Grants		5.00			b
46	13.673	A	Grants to States for Planning...Dependent Care Programs		4.85			b
46	13.674	A	Independent Living [Transition from Foster Care]		45.00			b
46	13.995	B	Adolescent Family Life--Demonstration Projects	11.74	9.95			
48	13.103	B	Food and Drug Administration--Research	5.49	7.37			
48	13.630	A	Administration on Developmental Disabilities--Basic Support	64.00	72.00			
48	13.775	A	State Medicaid Fraud Control Units	38.56	43.15			
48	13.787	D	Refugee...Assistance--State Administered Programs	469.28	321.69			
48	13.788	B	Refugee Assistance--Voluntary Agency Programs	4.83	5.83			
48	13.792	A	Community Services Block Grant	368.14	335.00			
48	13.793	U	Community Services Block Grant--Discretionary Awards	33.14	29.74			
48	13.797	B	Community Services Block Grant...Demonstration Partnerships		1.00			b
51	13.802	D	Social Security--Disability Insurance	18634.73	20655.26	3841.88	18.6	
51	13.803	U	Social Security--Retirement Insurance	128192.40	142916.95	22951.37	16.3	
51	13.804	U	Social Security--Special Benefits...Aged 72 and Over	60.00	56.00			
51	13.805	D	Social Security--Survivors Insurance	38300.00	41445.00	7595.85	18.1	
51	13.807	D	Supplemental Security Income	8539.30	9819.00	2080.78	21.2	
52	13.714	A	Medical Assistance Program	22677.39	27520.74	5063.82	16.4	
52	13.773	C	Medicare--Hospital Insurance	47710.00	49803.84	9163.91	18.4	
52	13.774	C	Medicare--Supplementary Medical Insurance	21607.89	29931.83	5028.55	16.8	
54	13.780	A	Family's Support Payments to States--Assistance Payments	8539.89	10135.56	1074.37	10.6	
54	13.782	B	Assistance Payments--Research	2.57	5.45			
54	13.783	A	Child Support Enforcement	576.56	136.28	80.32	11.0	
54	13.784	B	Child Support Enforcement Research	0.46	0.94			
54	13.785	B	Child Support Enforcement Interstate Grants	7.00	11.57			
55	13.795	A,U	Community Services Block Grant...Food and Nutrition		2.50			b
62	13.631	B	Administration on Dev. Disabilities--National Significance	2.76	2.50	0.13	3.3	
62	13.632	B	Admin...Developmental Disabilities--University Affiliated	9.00	9.00	0.36	3.9	
63	13.806	D	Special Benefits for Disabled Coal Miners	1027.13	950.23	350.24	37.7	
63	13.965	B	Coal Miners' Respiratory Impairment...Services	3.30	3.40			
64	13.123	B	Health Professions Pregraduate Scholarship...for Indians	0.77	1.07			
64	13.278	B	Indian Health Services--Health Management Develop. Program	9.19	9.82	4.80	48.9	
64	13.612	B	Native American Programs--Financial Assistance Grants	27.30	27.30	11.85	43.4	
64	13.655	B	Spec. Progs. for the Aging--...Part "A" Indian Programs	7.50	7.44	3.19	39.8	
64	13.661	B	Native American Programs--Research, Demo. and Evaluation	0.70	0.69	0.47	68.5	
64	13.662	B	Native American Programs--Training and Tech. Assistance	1.00	1.00	0.12	11.5	
64	13.970	B	Health Professions Recruitment Program for Indians	0.53	0.56			
64	13.971	B	Health Professions Preparatory Scholarship Prog. ...Indians	1.20	0.89	0.00	0.0	
64	13.972	B	Health Professions Scholarship Program for Indians	4.61	3.51	0.00	0.0	
Subtotal				311065.33	348563.15	57576.63		
				1987 Total Dollars for Programs with Rural Shares		538333.30		
				Percent of Program Funds to Rural Counties			17.0	

APPENDIX II

APPENDIX II

Econ. dev. code	Pro-gram number	Object code	Program	Catalog FY85 total	Catalog FY87 total	Rural share	Per-cent rural	Foot- notes
----- (millions) -----								
DEPARTMENT OF HOUSING AND URBAN DEVELOPMENT								
31	14.218	A	Community Development Block Grants/Entitlement Grants	\$ 2433.68	\$2059.40	\$ 0.00	0.0	
31	14.219	B	Community Development Block Grants/Small Cities Programs	52.00	38.41	11.06	28.8	
31	14.221	B	Urban Development Action Grants	559.30	306.32	20.52	3.7	
31	14.225	B	Community Development Block Grants...Insular Area	7.00	7.00			
31	14.227	B,C	Community Development Block Grants...Technical Assist. ...	14.70	11.73	0.42	3.6	
31	14.228	A	Community Development Block Grants/State's Programs	971.80	844.19			
31	14.232	B	Community Development Block Grant...Special Projects		10.28			b
44	14.103	C	Interest Reduction Payments---Lower Income Families	619.08	637.82			
44	14.149	C	Rent Supplements--Rental Housing for Lower Income Families	65.67	47.70			
44	14.156	C	Lower Income Housing Assistance Program	6618.05	11.27			
44	14.164	B,C	Operating Assistance for Troubled...Housing Projects	27.86	41.65			
44	14.169	B	Housing Counseling Assistance Program	3.49	3.50			
44	14.170	B	Congregate Housing Services Program	1.73	2.74			
44	14.174	B	Housing Development Grants	314.60	104.86			
44	14.177	C	Housing Voucher Program					c
44	14.178	B,C	Supportive Housing Demonstration Program		4.95			b
44	14.230	A	Rental Housing Rehabilitation	152.60	205.60			
44	14.231	A	Emergency Shelter Grants Program		10.00			b
44	14.401	B	Fair Housing Assistance Program--State and Local	4.70	4.70			
44	14.403	B	Community Housing Resource Board Program	1.85	1.89			
44	14.506	B	General Research and Technology Activity					d
44	14.550	B	Solar Energy and Energy Conservation Bank	32.66	2.90			
44	14.850	C	Public and Indian Housing	18772.43	3551.86			e
44	14.851	C	Low Income Housing--Homeownership Opportunities...					f
44	14.852	B,C	Public and Indian Housing--Comprehensive...Program					f
64	14.223	B	Indian Community Development Block Grant Program	30.00	26.64	14.71	55.2	
Subtotal				30683.20	7935.41	46.71		
1987 Total Dollars for Programs with Rural Shares					383.10			
Percent of Program Funds to Rural Counties							12.2	
DEPARTMENT OF THE INTERIOR								
22	15.805	A	Assistance to State Water Resources Research Institutes	\$ 5.89	\$ 5.68	\$0.27	4.8	
22	15.806	B	National Water Resources Research Program	2.51	4.38			
23	15.250	B,C	Regulation of Surface Coal Mining...Underground Coal Mining	37.71	45.11			
25	15.600	B	Anadromous Fish Conservation	3.88	2.24			
26	15.219	B	Wildlife Habitat Management Technical Assistance					d
26	15.252	A,B	Abandoned Mine Land Reclamation (AMLR) Program	261.17	166.66			
26	15.605	A	Sport Fish Restoration	37.78	142.70			
26	15.611	A	Wildlife Restoration	95.15	117.15			
27	15.221	B	Cooperative Agreements for Research in Public Lands Mgmt.	0.22	0.59	0.00	0.0	
27	15.308	A,B	Grants for Mining and Mineral Resources and Research Inst.	0.18	9.81	1.35	13.8	
27	15.612	B	Endangered Species Conservation	3.74	4.30			
27	15.807	B	Earthquake Hazards Reduction Program	7.00	7.00			
27	15.808	B	Geological Survey--Research and Data Acquisition	4.00	6.73			
27	15.875	B	Economic and Political Development...Trust Territory...	176.24	398.63			
31	15.916	B	Outdoor Recreation--Acquisition, Development and Planning	96.70	46.60			
35	15.904	B	Historic Preservation Fund Grants-in-Aid	25.48	24.25			
35	15.919	B	Urban Park and Recreation Recovery Program	5.25	1.09			

APPENDIX II

APPENDIX II

Econ. Pro- dev. gram code	number	Object code	Program	Catalog FY65 total	Catalog FY67 total	Rural share	Per- cent rural	Foot- notes
----- (millions) -----								
64	15.103	D	Indian Social Services--Child Welfare Assistance	14.74	14.47			
64	15.108	B	Indian Employment Assistance	25.79	21.70			
64	15.113	D	Indian Social Services--General Assistance	66.63	61.49			
64	15.114	B	Indian Education--Higher Education Grant Program	26.97	31.17			
64	15.130	C	Indian Education--Assistance to Schools	25.67	20.25			
64	15.141	B	Indian Housing Assistance	22.74	22.61			
64	15.142	A	Self-Determination Grants--Indian Tribal Governments	15.82	7.76	4.25	54.8	
64	15.143	B	Training and Technical Assistance--Indian Tribal Govs.	1.64	4.27			
64	15.144	S	Indian Child Welfare Act--Title II Grants	8.92	8.81			
64	15.145	B,C	Indian Grants--Economic Development	0.00	7.49			
Subtotal				971.62	1193.94	5.87		
1987 Total Dollars for Programs with Rural Shares						23.25		
Percent of Program Funds to Rural Counties							25.2	

DEPARTMENT OF JUSTICE

47	16.540	/	Juvenile Justice and Delinquency Prevention ---States	\$ 40.73	\$ 40.75			
47	16.541	B	Juvenile Justice and Delinq. Prevention--Special Emphasis	14.78	14.34	\$0.00	0.0	
47	16.542	B	National Institute for...Delinquency Prevention	8.10	7.37	0.00	0.0	
47	16.543	B	Missing Children's Assistance	0.20	4.90			
47	16.550	B	Criminal Justice Statistics Development	1.90	2.23			
47	16.560	B	Justice Research and Development Project Grants	20.12	18.27	0.88	4.8	
47	16.561	B	National Institute of Justice Visiting Fellowships	0.24	0.39			
47	16.562	B	Criminal Justice R&D--Graduate Research Fellowships	0.05	0.11			
47	16.571	B	Public Safety Officers' Death Benefits Program	11.26	9.30			
47	16.572	B	Marital--Cubans	5.00	5.00			
47	16.573	A	Criminal Justice Block Grants	29.36	45.16			
47	16.574	B	Criminal Justice Discretionary Grants	3.74	9.89	0.97	9.8	
47	16.575	A	Crime Victim Assistance	0.00	30.75			
47	16.576	A	Crime Victim Compensation	0.00	24.61			
47	16.577	B	Emergency Federal Law Enforcement Assistance	0.00	0.00			
47	16.579	A	State and Local Narcotics Control Assistance		148.28			
47	16.581	B	Drug Law Enforcement Program--Prison Capacity		2.00			b
47	16.601	B	Corrections--Training and Staff Development	3.29	1.91	1.52	79.7	b
47	16.602	B	Corrections--Research and Evaluation and Policy Formulation	1.67	1.11	0.04	3.6	
47	16.603	B	Corrections--Technical Assistance/Clearinghouse	5.20	2.15	1.72	79.8	
48	16.580	B	Narcotics Control Discretionary Grant Program		43.38			b
48	16.582	B,C	Crime Victim Assistance/Discretionary Grants		0.61			b
66	16.201	C	Cuban and Haitian Entrant Resettlement Program	34.39	23.04			
Subtotal				180.01	435.55	5.1		
1987 Total Dollars for Programs with Rural Shares						33.33		
Percent of Program Funds to Rural Counties							15.4	

DEPARTMENT OF LABOR

27	17.600	B	Mine Health and Safety Grants	\$ 5.17	\$ 5.17			
42	17.207	A	Employment Service	777.40	755.20			
42	17.235	A,B	Senior Community Service Employment Program	326.00	336.00	\$ 1.68	0.5	
42	17.245	D	Trade Adjustment Assistance--Workers	69.03	14.89			
42	17.246	A	Employment and Training Assistance--Dislocated Workers	222.50	200.00			

APPENDIX II

APPENDIX II

Econ. dev. code	Program number	Object code	Program	Catalog FYB5 total	Catalog FYB7 total	Rural share	Per cent rural	Foot- notes
----- (millions) -----								
42	17.247	A,B	Migrant and Seasonal Farmworkers	65.47	59.50	0.30	0.5	
42	17.249	B	Employment Services and Job Training--Pilot and Demo. Progs.	20.70	31.62			
42	17.250	A	Job Training Partnership Act	2610.70	2475.98			
43	17.500	B	Occupational Safety and Health	57.40	59.04			
48	17.248	B	Employment and Training R&D Projects	3.85	14.41			
55	17.225	A,D	Unemployment Insurance	17535.46	17156.25			
61	17.801	A	Disabled Veterans Outreach Program	59.20	68.14			
61	17.802	B	Veterans Employment Program	9.67	10.06			
61	17.804	A	Local Veterans Employment Representative Program	50.35	56.23			
63	17.307	D	Coal Mine Workers' Compensation	583.42	593.20	232.53	39.2	
64	17.251	A	Native American Employment and Training Programs	62.24	61.48	25.33	41.2	
66	17.302	D	Longshore and Harbor Workers' Compensation	4.71	4.11	0.52	12.7	
Subtotal				22463.27	22151.28	260.36		
100% Total Dollars for Programs with Rural Shares						1054.29		
Percent of Program Funds to Rural Counties							24.7	

NATIONAL FOUNDATION ON THE ARTS AND THE HUMANITIES

National Endowment for the Humanities (Promotion of Human.)

41	45.115	B	Younger Scholars	\$ 0.09	\$ 0.25	\$0.01	2.1	
41	45.116	B	Summer Seminars for College Teachers	4.00	4.71	0.00	0.0	
41	45.121	B	Summer Stipends	0.66	0.73	0.03	4.6	
41	45.122	B	Regrants/Centers for Advanced Study	0.90	0.93	0.00	0.0	
41	45.127	B	Elementary and Secondary Education in the Humanities	7.97	8.02	0.17	2.1	
41	45.142	B	Fellowships for University Teachers	3.36	2.72	0.06	2.3	
41	45.143	B	Fellowships for College Teachers and Independent Scholars	2.66	3.52	0.17	4.8	
41	45.150	B	Higher Education in the Humanities	4.89	8.34	0.69	8.3	
41	45.151	B	Summer Seminars For School Teachers	2.82	3.16	0.09	5.0	
48	45.104	B	Humanities Projects In Media	8.71	8.86	0.40	4.5	
48	45.111	B	Exemplary Projects...Programs for Nontraditional Learners	5.03	4.30	0.07	1.6	
48	45.113	B	Public Humanities Projects	1.56	2.14	0.01	0.7	
48	45.124	B	Reference Materials/Access	4.67	2.52			
48	45.125	B	Projects in Museums and Historical Organizations	8.97	8.69	0.17	1.9	
48	45.129	B	State Programs	21.41	21.00			
48	45.130	B	Challenge Grants	19.60	16.50	0.20	1.2	
48	45.132	B	Texts/Publication Subvention	0.33	0.34	0.00	0.0	
48	45.133	B	Interpretive Research/Humanities, Science and Technology	0.70	0.70	0.00	0.0	
48	45.134	B	Regrants/Conferences	1.5	0.45	0.02	4.4	
48	45.137	B	Humanities Projects in Libraries	4.7	2.90	0.08	2.8	
48	45.140	B	Interpretive Research/Projects	3	2.89	0.05	1.8	
46	45.145	B	Reference Materials/Tools	3.37	2.79	0.01	0.3	
48	45.146	B	Texts/Editions	2.71	2.55	0.00	0.0	
48	45.147	B	Texts/Translations	1.11	0.92	0.00	0.0	
48	45.148	B	Regrants Program/International Research	2.20	2.17	0.00	0.0	
48	45.149	B	Office of Preservation	1.32	4.13	0.00	0.0	
48	45.152	B	Travel to Collections	0.21	0.23			
48	45.153	B	Regrants Program/Selected Areas	0.00	0.15			
National Endowment for the Arts								
48	45.001	B,C	Design Arts	4.37	4.45			
48	45.002	B,C	Dance	9.00	9.12			
48	45.003	B	Arts in Education	5.44	5.39			
48	45.004	B	Literature	5.13	5.03			

APPENDIX II

APPENDIX II

Econ. Pro- dev. gram code number	Object code	Program	Catalog FY85 total	Catalog FY87 total	Rural share	Per- cent rural	Foot- notes
------(millions)-----							
48 45.005	B	Music					
48 45.006	B	Media Arts: Film/Radio/Television	15.31	15.19			
48 45.007	A,B	State Program	10.11	12.91			
48 45.008	B	Theater	24.37	24.59			
48 45.009	B	Visual Arts	10.64	10.78			
48 45.010	B	Expansion Arts	6.20	6.22			
48 45.011	B	Inter-Arts	6.95	6.75			
48 45.012	B	Museums	4.35	4.04			
48 45.013	B	Challenge Grants	11.89	11.50			
48 45.014	B	Opera-Musical Theater	20.58	20.80			
48 45.015	B	Folk Arts	5.95	5.82			
48 45.021	B	Arts Administration Fellows Program	3.13	3.00			
48 45.022	B	Advancement Grants	0.16	0.18			
48 45.023	B	Local Programs	2.24	2.47			
			<u>2.26</u>	<u>2.26</u>			
		Subtotal	<u>263.66</u>	<u>267.11</u>	<u>2.24</u>		
		1987 Total Dollars for Programs with Rural Shares		76.27			
		Percent of Program Funds to Rural Counties				2.9	
NATIONAL SCIENCE FOUNDATION							
41 47.009	B	Graduate Research Fellowships	\$ 27.30	\$ 27.27	\$ 0.87	3.2	
41 47.064	B	College Science Instrumentation Program	5.00				
41 47.066	B	Teacher Preparation and Enhancement	25.19	30.47			o
4 47.067	B	Materials Development, Research...Science Education	22.73	29.48			
41 47.070	B	Computer and Information Science and Engineering		116.86			
41 47.071	B	Undergraduate Science,...and Mathematics Education		9.50			b
48 47.041	B	Engineering Grants	150.63	163.08	1.96	1.2	b
48 47.049	B	Mathematical and Physical Sciences	424.42	407.27	2.04	0.5	
48 47.050	B	Geosciences	205.99	221.94	5.33	2.4	
48 47.051	B	Biological, Behavioral, and Social Sciences	253.51	259.31	3.11	1.2	
48 47.053	B	Scientific, Technological, and International Affairs	37.65	33.57	1.07	3.2	
48 47.06B	B	Studies and Program Assessment	1.75	2.20			
48 47.069	B	Research Initiation and Improvement	7.09	10.94			
		Subtotal	<u>1161.26</u>	<u>1311.89</u>	<u>14.38</u>		
		1987 Total Dollars for Programs with Rural Shares		1112.44			
		Percent of Program Funds to Rural Counties				1.3	
RAILROAD RETIREMENT BOARD							
65 57.001	D	Social Insurance for Railroad Workers	\$6507.97	\$6709.00	\$1194.20	17.6	
65 57.003	D	Benefits for Conrail Employees	9.50			14.1	g
		Subtotal	<u>6517.47</u>	<u>6709.00</u>	<u>1194.20</u>		
		1987 Total Dollars for Programs with Rural Shares		6709.00			
		Percent of Program Funds to Rural Counties				17.8	
SMALL BUSINESS ADMINISTRATION							
11 59.026	B	Service Corps of Retired Executives Association	\$ 1.20	\$ 0.84	\$0.00	0.0	
11 59.037	B	Small Business Development Centers	27.25	32.70			

APPENDIX II

APPENDIX II

Econ. dev. code	Program number	Object code	Program	Catalog FY85 total	Catalog FY87 total	Rural share	Percent rural	Foot- notes
----- (millions) -----								
12	59.007	B	Management and Technical Assistance...Disadvantaged Bus.	10.55	9.00	0.69	7.7	
			Subtotal	39.00	42.54	0.69		
			1987 Total Dollars for Programs with Rural Shares		9.00			
			Percent of Program Funds to Rural Counties				7.7	
DEPARTMENT OF TRANSPORTATION								
25	20.800	C	Construction--Differential Subsidies	\$ 4.17	\$ 0.31			
25	20.801	B	Development and Promotion of Ports and...Transportation	0.24	0.29			
25	20.804	C	Operating--Differential Subsidies	338.06	227.43			
25	20.808	C	Capital Construction Fund	0.14	0.20			
32	20.106	B	Airport Improvement Program	939.80	1025.00	\$ 89.18	8.7	
32	20.205	A,B	Highway Planning and Construction	13813.69	12904.22	2993.78	23.2	
32	20.308	A	Local Rail Service Assistance	17.61	25.25			
32	20.500	B	Urban Mass Transportation Capital Improvement Grants	746.12	674.51	0.67	0.1	
32	20.503	B	Urban Mass Transportation Managerial Training Grants	0.70	0.00	0.00	2.1	
32	20.505	B	Urban Mass Transportation Technical Studies Grants	50.00	45.61	0.00	0.0	
32	20.507	A	Urban Mass Transportation...Assistance Formula Grants	2282.48	2153.73	0.00	0.0	
32	20.509	A	Public Transportation for Nonurbanized Areas	100.47	81.51			
32	20.512	B	Urban Mass Transportation Technical Assistance	19.35	16.28	0.00	0.0	
32	20.901	C	Payments for Essential Air Services	34.95	26.68	2.83	10.6	
35	20.005	A,B	Boating Safety Financial Assistance	13.75	28.50	0.00	0.0	
35	20.107	B	Airway Science		10.00			b
35	20.214	B	Highway Beautification--Control of...Advertising...	0.00	0.00			
35	20.218	A	Motor Carrier Safety Assistance Program	12.11	44.75			
35	20.303	B	Grants-in-Aid for Railroad Safety--State Participation	3.04	1.37			
35	20.511	B	Human Resource Programs	2.41	2.61			
35	20.600	A	State and Community Highway Safety	145.58	121.00			
35	20.700	A	Pipeline Safety	4.50	4.50			
35	20.811	C	Research and Development Assistance (Maritime R&D)	16.21			0.0	g
41	20.502	B	Urban Mass Transportation Grants for University...Training	1.69	1.31			
41	20.806	C	State Marine Schools	19.78	12.07	4.83	40.0	
66	20.513	B	Capital Assistance Program for Elderly and Handicapped...		34.84			b
			Subtotal	18566.85	17442.01	3091.28		
			1987 Total Dollars for Programs with Rural Shares		14642.48			
			Percent of Program Funds to Rural Counties				21.1	
DEPARTMENT OF THE TREASURY								
31	21.300	A	State and Local Government...Assistance--Revenue Sharing	\$4566.70			16.1	g
66	21.006	C	Tax Counseling for the Elderly	2.00	\$2.40	\$0.13	5.3	
			Subtotal	4568.70	2.40	0.13		
			1987 Total Dollars for Programs with Rural Shares		2.40			
			Percent of Program Funds to Rural Counties				5.4	

Econ. Pro- dev. gram code number	Object code	Program	Catalog FY85 total	Catalog FY87 total	Rural share	Per- cent rural	Foot- notes
------(millions)-----							
VETERANS ADMINISTRATION							
35	64.005	B	Grants to States for Instruction of State Home Facilities	\$ 29.14	\$ 34.63	\$ 0.00	0.0
61	64.014	A	Veterans State Domiciliary Care	11.84	13.92	2.20	15.8
61	64.015	A	Veterans State Nursing Home Care	48.28	54.29	12.43	22.9
61	64.016	A	Veterans State Hospital Care	3.12	3.30	0.00	0.1
61	64.100	C	Automobiles and Adaptive Equipment for Certain Disab. Vets.	14.89	16.01	2.21	13.8
61	64.101	C	Burial Expenses Allowance for Veterans	132.57	125.07	27.27	21.8
61	64.102	D	Compensation for Service-Connected Deaths for Dependents	31.51	23.76	7.06	29.7
61	64.104	D	Pension For Non-Service-Connected Disability for Veterans	2509.98	2478.15	758.31	30.6
61	64.105	D	Pension To Veterans Surviving Spouses and Children	1336.88	1314.49	365.43	27.8
61	64.106	C	Specially Adapted Housing for Disabled Veterans	15.81	14.36	2.10	14.6
61	64.109	D	Veterans Compensation for Service-Connected Disability	8274.28	8428.42	1601.40	19.0
61	64.110	D	Veterans Dependency and Indemnity Compensation	1926.48	2038.55	352.67	17.3
61	64.111	C	Veterans Educational Assistance	885.04	522.07	69.96	13.4
61	64.116	C,D	Vocational Rehabilitation for Disabled Veterans	107.48	105.95	16.53	15.6
61	64.117	C	Dependents' Educational Assistance	144.74	116.39	18.74	16.1
61	64.120	C	Post-Vietnam Era Veterans' Educational Assistance	83.27	169.51	19.66	11.6
61	64.121	C	Veterans' Job Training Act	58.82	36.75		
61	64.123	C	Vocational Training...Veterans Receiving VA Pension	0.01	0.30		
61	64.124	C	All-Volunteer Force Educational Assistance	0.00	0.11		
61	64.202	C	Procurement of Headstones and Markers	16.65	16.87		
61	64.203	B	State Cemetery Grants	1.03	6.53		
			Subtotal	15631.82	15519.43	3255.96	
				1987 Total Dollars for Programs with Rural Shares		15424.24	
				Percent of Program Funds to Rural Counties		21.1	

LOAN AND INSURANCE PROGRAMS

DEPARTMENT OF AGRICULTURE

12	10.422	F	Business and Industrial Loans	\$ 61.34	\$ 95.70	\$ 33.30	34.8
12	10.434	F	Nonprofit National Corporations Loan and Grant Program (L)		19.14		b
21	10.051	E	Commodity Loans and Purchases (Loans Only)	10185.97	16566.05	10039.03	60.6
21	10.056	E	Storage Facilities and Equipment Loans	0.56	0.24	0.23	95.2
21	10.404	F	Emergency Loans	490.88	113.61	81.57	71.8
21	10.406	F	Farm Operating Loans	4706.55	3570.45	2606.43	73.0
21	10.407	F	Farm Ownership Loans	720.52	399.42	285.98	71.6
21	10.450	G	Crop Insurance	702.83	682.72	216.42	31.7
26	10.416	F	Soil and Water Loans	9.76	4.50	3.39	75.3
31	10.423	-	Community Facilities Loans	115.00	95.70	47.14	50.3
33	10.850	F	Rural Electrification Loans and Loan Guarantees	636.64	703.05	362.77	51.6
33	10.851	F	Rural Telephone Loans and Loan Guarantees	224.59	229.79	154.65	67.3
33	10.852	E	Rural Telephone Bank Loans	167.77	185.12	69.42	37.5
34	10.414	E	Resource Conservation and Development Loans	0.50	0.00	0.00	100.0
34	10.418	E	Water and Waste Disposal Systems for Rural Communities	340.00	330.38		
34	10.419	E	Watershed Protection and Flood Prevention Loans	2.23	0.15	0.07	46.5
44	10.405	F	Farm Labor Housing Loans and Grants (Loans)	17.39	10.68		
44	10.410	E	Very Low and Low-Income Housing Loans	1789.93	1155.35	595.01	51.5

APPENDIX II

APPENDIX II

Econ. dev. code	Program number	Object code	Program	Catalog FY85 total	Catalog FY87 total	Rural share	Percent rural	Footnotes
----- (millions) -----								
44	10.411	E	Rural Housing Site Loans	0.00	0.57	0.00	0.0	
44	10.415	F	Rural Rental Housing Loans	902.96	554.90	250.26	45.1	
44	10.417	E	Very Low-Income Housing Repair Loans and Grants (Loans)	7.90	5.85	3.69	63.3	
64	10.421	F	Indian Tribes and Tribal Corporation Loans	<u>1.41</u>	<u>2.00</u>	<u>1.98</u>	98.9	
Subtotal				<u>21084.93</u>	<u>24725.37</u>	<u>14751.34</u>		
1987 Total Dollars for Programs with Rural Shares					24364.60			
Percent of Program Funds to Rural Counties							60.5	
DEPARTMENT OF COMMERCE								
12	11.301	F	Economic Development--Business Development Assistance	\$15.33	\$0.00	\$0.00	4.6	
25	11.415	F	Fishing Vessel Obligation Guarantees	<u>34.27</u>	<u>77.00</u>	<u>8.70</u>	11.3	
Subtotal				<u>49.60</u>	<u>77.00</u>	<u>8.70</u>		
1987 Total Dollars for Programs with Rural Shares					77.00			
Percent of Program Funds to Rural Counties							11.3	
DEPARTMENT OF EDUCATION								
35	84.142	E	Housing and Other Educational Facilities Loans	\$ 40.00	\$ 60.00	\$5.04	8.4	
41	84.032	F	Higher Education Act Insured Loans	<u>8454.00</u>	<u>9266.00</u>	---		
Subtotal				<u>8494.00</u>	<u>9326.00</u>	<u>5.04</u>		
1987 Total Dollars for Programs with Rural Shares					60.00			
Percent of Program Funds to Rural Counties							8.4	
DEPARTMENT OF ENERGY								
23	81.056	F	Coal Loan Guarantees	\$0.00				9
66	81.063	E	Office of Minority Economic Impact Loans	<u>0.01</u>	<u>\$0.90</u>	---		
Subtotal				<u>0.01</u>	<u>0.90</u>	<u>0.00</u>		
1987 Total Dollars for Programs with Rural Shares					0.00			
Percent of Program Funds to Rural Counties							N/A	
ENVIRONMENTAL PROTECTION AGENCY								
34	66.603	F	Loan Guarantees for Construction of Treatment Works					d
45	66.702	E	Asbestos Hazards Abatement (Schools) Assistance (DL)	<u>\$31.20</u>	<u>\$29.00</u>	---		
Subtotal				<u>31.20</u>	<u>29.00</u>	<u>0.00</u>		
1987 Total Dollars for Programs with Rural Shares					0.00			
Percent of Program Funds to Rural Counties							N/A	

APPENDIX II

APPENDIX II

Econ. Pro- dev. gram code number	Object code	Program	Catalog FY85 total	Catalog FY87 total	Rural share	Per- cent rural	Foot- notes
------(millions)-----							
FEDERAL EMERGENCY MANAGEMENT AGENCY							
35	83.100	G Flood Insurance	\$287.72	\$256.91	\$33.14	12.9	
Subtotal			287.72	256.91	33.14		
1987 Total Dollars for Programs with Rural Shares				256.91			
Percent of Program Funds to Rural Counties						12.9	
DEPARTMENT OF HEALTH AND HUMAN SERVICES							
41	13.108	F Health Education Assistance Loans	\$271.70	\$221.46			
41	13.342	E Health Professions Student Loans	0.00	0.00			
41	13.364	E Nursing Student Loans	0.00	0.00			
43	13.258	E National Health Service Corps					
43	13.973	E Special Loans for NHS Corps Members to Enter Private Prac.	0.50	0.16	\$0.00	0.0	P
Subtotal			271.50	221.62	0.00		
1987 Total Dollars for Programs with Rural Shares				0.00			
Percent of Program Funds to Rural Counties						N/A	
DEPARTMENT OF HOUSING AND URBAN DEVELOPMENT							
35	14.128	F Mortgage Insurance--Hospitals	\$ 691.18	\$ 624.25	\$	5.1	
35	14.129	F Mortgage Insurance--Nursing Home/Intermed. Care Facilities..	223.29	210.83	10.75	.1	
43	14.116	F Mortgage Insurance--Group Practice Facilities	0.00	0.00			
44	14.108	F Rehabilitation Mortgage Insurance	20.09	21.25	0.34	1.6	
44	14.110	F Home Insurance--Financing Purchase of Manufactured Homes					
44	14.112	F Mortgage Insurance--Construction...Condominium Projects	4.18	1.26			q
44	14.115	F Mortgage Insurance--Development					
44	14.117	F Mortgage Insurance--Homes	15393.33	77072.18	3159.96	4.1	r
44	14.119	F Mortgage Insurance--Homes for Disaster Victims					s
44	14.120	F Mortgage Insurance--Homes for Low and Mod. Income Families	154.50	215.08	6.24	2.9	t
44	14.121	F Mortgage Insurance--Homes in Outlying Areas					
44	14.122	F Mortgage Insurance--Homes in Urban Renewal Areas	3.83	2.72	0.00	0.0	t
44	14.123	F Mortgage Insurance--Housing in Older, Declining Areas	136.24	83.45	0.00	0.0	
44	14.124	F Mortgage Insurance--Investor Sponsored Cooperative Housing					
44	14.125	F Mortgage Insurance--Land Development	21.06	31.83	0.00	0.0	r
44	14.126	F Mortgage Insurance--Management Type Cooperative Projects	1.31	0.00			
44	14.127	F Mortgage Insurance--Manufactured (Mobile) Home Parks					u
44	14.130	F Mortgage Insurance--Purchase by Homeowners...From Lessors	0.14	0.09			v
44	14.132	F Mortgage Insurance--Purchase of Sales-Type Cooperative...					
44	14.133	F Mortgage Insurance--Purchase of Units in Condominiums	802.68	4951.97	39.62	0.8	r
44	14.134	F Mortgage Insurance--Rental Housing					
44	14.135	F Mortgage Insurance--Rental Housing for Mod. Income Families					w
44	14.137	F Mortgage Insurance--Rental and Cooperative Housing	1028.37	651.36	13.68	2.1	x
44	14.138	F Mortgage Insurance--Rental Housing for the Elderly	0.00	1.38			y
44	14.139	F Mortgage Insurance--Rental Housing in Urban Renewal Areas	65.25	209.56			
44	14.140	F Mortgage Insurance--Special Credit Risks	0.17	0.00	0.00	0.0	
44	14.141	E Sec. 106(b) Nonprofit Sponsor Assistance Program	0.46	1.00	0.12	12.0	
44	14.142	F Property Improvement Loan Insurance...	972.14	496.68	89.43	18.0	z
44	14.151	F Supplemental Loan Insurance--Multifamily Rental Housing	72.30	1.72	0.00	0.0	
44	14.155	F Mortgage Insurance--Multifamily Housing Projects	43.90	27.83	0.00	0.0	
44	14.157	E Housing for the Elderly or Handicapped	596.95	556.73	51.22	9.2	

APPENDIX II

APPENDIX II

Econ. dev. code	Program number	Object code	Program	Catalog FY85 total	Catalog FY87 total	Rural share	Percent rural	Footnotes
------(millions)-----								
44	14.159	F	Section 245 Graduated Payment Mortgage Program	1271.00	1011.34	13.15	1.3	
44	14.161	F	Single-Family Home Mortgage Coinurance	148.85	438.35	5.26	1.2	
44	14.162	F	Mortgage Ins.--Combination and Manufactured Home Lot...					q
44	14.163	F	Mortgage Insurance--Cooperative Financing					t
44	14.165	F	Mortgage Insurance--Home --Military Impacted Areas	1.48	8.06	0.00	0.0	
44	14.166	F	Mortgage Insurance--Homes for Members of the Armed Services	1.00	4.14	0.00	0.0	
44	14.167	F	Mortgage Insurance--Two Year Operating Loss Loans	2.40	5.56	0.03	0.6	
44	14.172	F	Mortgage Insurance--Growing Equity Mortgages					ae
44	14.173	F	Multifamily Coinurance	689.45	2708.50			
44	14.175	F	Adjustable Rate Mortgages					s
44	14.176	F	Coinurance for...Construction...Multifamily Housing	0.00				ab
44	14.220	E	Section 312 Rehabilitation Loans	75.01	65.78	1.28	2.0	
44	14.507	F	Mortgage Insurance--Experimental Homes					ac
44	14.508	F	Mortgage Ins.--Experimental Projects Other Than Housing					ad
44	14.509	F	Mortgage Insurance--Experimental Rental Housing					ae
			Subtotal	<u>22 420.56</u>	<u>89401.10</u>	<u>3422.92</u>		
			1987 Total Dollars for Programs with Rural Shares		86320.56			
			Percent of Program Funds to Rural Counties				4.0	
DEPARTMENT OF THE INTERIOR								
22	15.501	E	Distribution System Loans	\$ 0.98	\$ 0.40			
22	15.502	E	Irrigation Systems Rehabilitation and Betterment	26.54	3.54			
34	15.503	E	Small Reclamation Projects	36.14	51.13	50.00	0.0	af
64	15.123	E	Indian Loans--Claims Assistance	0.32	0.30			
64	15.124	E,F	Indian Loans--Economic Development	<u>59.13</u>	<u>46.13</u>			
			Subtotal	<u>123.11</u>	<u>101.50</u>	<u>0.00</u>		
			1987 Total Dollars for Programs with Rural Shares		0.00			
			Percent of Program Funds to Rural Counties				N/A	
NATIONAL FOUNDATION ON THE ARTS AND THE HUMANITIES								
48	45.201	G	Arts and Artifacts Indemnity	\$0.00	\$0.00			
			Subtotal	<u>0.00</u>	<u>0.00</u>	<u>0.00</u>		
			1987 Total Dollars for Programs with Rural Shares		0.00			
			Percent of Program Funds to Rural Counties				N/A	
PENSION BENEFIT GUARANTY CORPORATION								
48	86.001	G	Pension Plan Termination Insurance	\$162.31	\$472.76	\$38.29	8.1	
			Subtotal	<u>162.31</u>	<u>472.76</u>	<u>38.29</u>		
			1987 Total Dollars for Programs with Rural Shares		472.76			
			Percent of Program Funds to Rural Counties				8.1	

Econ. Pro- dev. gram code number	Object code	Program	Catalog FY85 total	Catalog FY87 total	Rural share	Per- cent rural	Foot- notes
------(millions)-----							
SMALL BUSINESS ADMINISTRATION							
11	59.002	E,F Economic Injury Disaster Loans	\$ 130.13		\$ 0.00	61.8	ag
11	59.003	E Loans for Small Businesses (Direct Loans)	15.44	\$ 18.57	1.47	7.9	
11	59.003	F Loans for Small Businesses (Guaranteed Loans)	42.50	23.92	3.04	12.7	
11	59.011	E Small Business Investment Companies (Direct Loans)	44.16	38.73	0.97	2.5	
11	59.011	F Small Business Investment Companies (Guaranteed Loans)	264.88	151.35			
11	59.012	F Small Business Loans (Guaranteed Loans)	2315.26	2231.57	394.99	17.7	
11	59.012	E Small Business Loans (Direct Loans)	77.38	0.00	0.00	15.0	
11	59.013	E State and Local Development Company Loans (Direct Loans)	4.00	0.00			
11	59.013	F State and Local Development Company Loans (Guar. Loans)	23.70	35.87	2.33	6.5	
11	59.016	F Bond Guarantees for Surety Companies	959.10	957.40	158.40	15.5	
11	59.036	E,F Certified Development Company Loans (503 Loans)	284.05	1.89	0.21	11.2	
11	59.039	E Currency Fluctuation Economic Injury Loans	5.06			10.5	g
11	59.040	E Federal Action Economic Injury Loans	45.66			71.0	e
11	59.041	F Certified Development Company Loans (504 Loans)		354.70			b
23	59.030	F Small Business Energy Loans (Guaranteed Loans)	0.77	0.42	0.00	0.0	
23	59.030	E Small Business Energy Loans (Direct Loans)	0.2	0.00	0.00	0.0	
35	59.008	E,F Physical Disaster Loans	137.47	207.74	53.60	25.8	
45	59.031	F Small Business Pollution Control Financing Guarantee	7.40	3.90	0.00	0.0	
61	59.038	E Veterans Loan Program	8.64	19.00			
62	59.021	E Handicapped Assistance Loans (Direct Loans)	23.64	9.49	7.36	24.9	
62	59.021	F Handicapped Assistance Loans (Guaranteed Loans)	0.83	0.32	0.08	24.8	
Subtotal			4390.19	4054.87	607.45		
1987 Total Dollars Programs with Rural Shares				3525.50			
Percent of Program Funds to Rural Counties						17.2	
DEPARTMENT OF TRANSPORTATION							
25	20.802	F Federal Ship Financing Guarantees	\$20.25	\$0.00			
27	20.803	G Maritime War Risk Insurance	0.00	0.15			
32	20.309	F Railroad Rehab. and Improvement Guarantee of Obligations	2.50				9
Subtotal			22.75	0.15	0.00		
1987 Total Dollars for Programs with Rural Shares				0.00			
Percent of Program Funds to Rural Counties						N/A	
VETERANS ADMINISTRATION							
61	64.103	E,G Life Insurance for Veterans	\$ 123.16	\$ 1978.61	\$ 206.76	14.2	
61	64.114	F Veterans Housing--Guaranteed and Insured Loans	11262.76	34783.52	1704.39	4.9	
61	64.118	E Veterans Housing--Direct Loans for Disabled Veterans	0.22	0.03	0.02	61.0	
61	64.119	F Veterans Housing--Manufactured Home Loans	188.99	116.53	19.34	16.6	
Subtotal			11575.13	36778.69	1990.52		
1987 Total Dollars for Programs with Rural Shares				36778.69			
Percent of Program Funds to Rural Counties						5.4	

- e. Each time the "Percent rural" column is empty, it signifies that the subject program was not included in the CFFR. Therefore, USDA could not develop Beale codes for the program, and we could not calculate the rural percentage to determine what part of program funds went to rural areas. The "Rural share" column will also be blank for such programs.
- b. This program did not appear in the 1986 Catalog, which was our source of program information for fiscal year 1985.
- c. According to the Catalog, this program was added in 1986. Funding is included in the total for program 14.156 and is not separately identified.
- d. The Catalog does not provide financial data for this program.
- e. According to the Catalog, this figure includes obligations for programs 14.851 and 14.852.
- f. According to the Catalog, obligations for this program are reported under program 14.850.
- g. This program does not appear in the 1988 Catalog, which was our source of program information for fiscal year 1987. The Catalog indicates that the program has been deleted.
- h. According to the Catalog, obligations for this program are reported under program 11.300.
- i. According to the 1988 Catalog, this is the current name for this program. It also states that fiscal year 1987 obligations are not separately identifiable.
- j. The Catalog showed only "Salaries and Expenses," not grants, payments, or loans for this program.
- k. According to the Catalog, this program was part of program 11.800 through 1985; therefore, the fiscal year 1985 obligations for this program are reported under program 11.800.
- l. This program does not appear in the Catalog. However, it is an important rural development-type program. We have, therefore, included information obtained from the U.S. Budget Appendix.
- m. N/A means that an overall rural percentage could not be calculated for the agency.
- n. The 1988 Catalog indicates that fiscal year 1987 obligations for this program are reported (and not separately identifiable) under program 30.002.
- o. According to the 1988 Catalog, this program was incorporated in program 47.071 in 1987.
- p. This program primarily funds salaries and expenses for government workers; however, in both fiscal years 1985 and 1986, it made loans of \$10,000. No loans were made in fiscal year 1987, but the 1988 Catalog estimated loans of about \$479,000 for fiscal year 1988 and about \$50,000 for fiscal year 1989.
- q. According to the Catalog, obligations (loans) for this program are included under program 14.142.
- r. According to the Catalog, obligations (mortgages insured) for this program are reported under program 14.126.
- s. According to the Catalog, the obligations (mortgages insured) shown for this program include funding for programs 14.119 and 14.121.
- t. According to the Catalog, obligations (mortgages insured) for this program are reported under program 14.117.
- u. According to the Catalog, the obligations (mortgages insured) shown for this program include funding for programs 14.124 and 14.132. In fiscal year 1987, no mortgages were insured for programs 14.124 and 14.126 and no units were insured for program 14.132. Cumulative totals through September 30, 1987, were 312 projects with 70,401 units insured with a value of \$963.6 million for programs 14.124 and 14.126 and 33,918 home mortgages insured with a value of \$429.6 million for program 14.132.
- v. According to the Catalog, obligations (mortgages insured) for this program are reported under program 14.134.
- w. According to the Catalog, obligations (mortgages insured) for this program are include funding for program 14.127.
- x. According to the Catalog, obligations (mortgages insured) for this program are reported under program 14.137.
- y. According to the Catalog, the obligations (mortgages insured) shown for this program include funding for program 14.136. Because of this combination, a consolidated share percentage was computed using information from the CFFR.

- z. According to the Catalog, the obligations (loans insured) shown for this program include funding for programs 14.110 and 14.162. Because of this combination, a consolidated share percentage was computed using information from the CFFR.
- aa. According to the Catalog, obligations (mortgages insured) for this program are reported under program 14.159.
- ab. According to the Catalog, this program was consolidated into program 14.173 in 1987.
- ac. For this program, the Catalog states that "Mortgages are insured and experimental features are guaranteed to the home owner. No direct funding or subsidies are provided for the project." The 1988 Catalog reports that cumulative totals for the program are about 600 units insured with a value of about \$10 million.
- ad. The Catalog states that obligations (mortgages insured) for this program are reported under program 14.509.
- ae. For this program the Catalog states that "Mortgages are insured and experimental features are guaranteed. No funds or subsidies are available." The 1988 Catalog reports that cumulatively a total of about 5,000 units (under programs 14.508 and 14.509) have been insured for a total of \$100 million in mortgages since the program's inception.
- af. The amounts shown for this program may include obligations for other than loans; the Catalog does not provide a breakout for this program.
- ag. The Catalog states that for fiscal year 1987, obligations (loans) for this program are included in program 59.008.

FEDERAL DOMESTIC ASSISTANCE PROGRAMS, BY
DEVELOPMENT CATEGORY, FOR FISCAL YEARS 1985 AND 1987

This appendix groups program data, for all programs in our data base, by development category; it was the source of programs discussed in section 4. The programs are divided into two parts: those providing grants, direct payments, and other expenditures and those providing loans and insurance.

The first column shows the economic development code for each program. These codes are discussed in section 3 and listed in table 3.1.

Columns two and three provide the program number and object code, where available, as shown in the Catalog of Federal Domestic Assistance. Object codes are as follows: A--formula grants; B--project grants; C--direct payments for specified use; D--direct payments with unrestricted use; E--direct loans; F--guaranteed/insured loans; G--insurance. Program titles, shown in column four, were obtained primarily from the fiscal year 1988 Catalog or, if not in that Catalog, from the fiscal year 1986 Catalog.

Column five shows the agency administering the program. The abbreviations are explained in the table of contents. The amounts in columns six and seven, unless otherwise noted, were obtained from the Catalogs for fiscal years 1986 and 1988, respectively.

The rural share (column eight) was computed by multiplying the fiscal year 1985 rural percentage in the "Percent rural" column by the amount in the "Catalog FY87 total" column. Rural percentages (column nine) were obtained from information developed by the Economic Research Service from the Consolidated Federal Funds Report for fiscal year 1985. Column ten provides footnote references both for the entire appendix and for specific programs.

The subtotals for each of the six development categories were derived by adding the individual amounts shown for the respective development category's programs for fiscal years 1985 and 1987 and the rural share for 1987. "1987 total dollars for programs with rural shares" is the fiscal year 1987 sum for only those programs that had entries in the "Percent rural" column. "Percent of program funds to rural counties," a composite percentage for each development category, was derived by dividing the category's rural share "Subtotal" by "1987 total dollars for programs with rural shares."

Econ. Pro- dev. code	Program number	Object code	Program	Agency	Catalog FY85 total	Catalog FY87 total	Rural share	Per- cent rural	Foot- notes
----- (Millions) -----									
GRANTS, DIRECT PAYMENTS, AND OTHER EXPENDITURES									
ECONOMIC DEVELOPMENT									
11	10.212	B	Small Business Innovation Research	USDA	\$ 3.15	\$ 5.51			a
11	13.126	B	Small Business Innovation Research	DHHS	2.40	4.48			
11	59.026	B	Service Corps of Retired Executives Association	SBA	1.20	0.84	\$ 0.00	0.0	
11	59.037	B	Small Business Development Centers	SBA	27.25	52.70			
12	10.424	B	Industrial Development Grants	USDA		5.00			b
12	10.434	B	Nonprofit National Corporations Loan and Grant Program	USDA		14.26			b
12	11.300	B	Economic Development--Grants for Public Works...	DOC	155.98	144.25	51.21	35.5	
12	11.302	B	Economic Development--Support for Planning Organizations	DOC	18.98	18.99	7.99	42.2	
12	11.303	B	Economic Development--Technical Assistance	DOC	8.16	7.19	0.45	6.2	
12	11.304	B	Economic Development--Public Works Impact Projects	DOC					c
12	11.305	B	Economic Development--State and Local...Planning	DOC	7.79	4.90			
12	11.307	B	Special Economic Development and Adjustment Assist. Prog.	DOC	32.99	26.00	13.44	51.7	
12	11.312	B	Research and Evaluation Program	DOC	1.98	4.97	0.00	0.0	
12	12.002	B	Measurement Technical Assistance for Business Firms	DOC		5.87			b
12	23.009	B	App. Techn. Local Development District Assistance	ARC	3.90	2.26	0.77	31.5	
12	59.007	B	Management and Technical Assistance...Disadvantaged Bus.	SBA		9.00	0.69	7.7	
			Subtotal		<u>274.33</u>	<u>282.22</u>	<u>74.49</u>		
			1987 Total Dollars for Pro... with Rural Shares			207.69			
			Percent of Program Funds to Rural Counties					35.9	
AGRICULTURE/NATURAL RESOURCES									
21	10.025	B	Plant and Animal Disease and Pest Control	USDA	\$ 23.37	\$ 28.29			
21	10.051	D	Commodity Loans and Purchases (Purchases Only)	USDA	2616.07	1829.67	\$ 204.95	11.2	
21	10.052	D	Cotton Production Stabilization	USDA	1211.05	989.20	628.14	63.5	
21	10.053	D	Dairy Indemnity Program	USDA	0.00	6.69	4.65	69.5	
21	10.055	D	Feed Grain Production Stabilization	USDA	2944.00	2363.21	1689.70	71.5	
21	10.058	D	Wheat Production Stabilization	USDA	2391.14	1546.23	1245.20	80.5	
21	10.059	D	National Wool Act Payments	USDA	102.54	145.47	100.04	68.8	
21	10.065	D	Rice Production Stabilization	USDA	650.05	376.21	244.16	64.9	
21	10.067	D	Grain Reserve Program	USDA	328.99	832.36	688.36	82.7	
21	10.071	C	Federal-State Cooperation...Warehouse Examination Agreement	USDA		1.77			b
21	10.156	B	Federal-State Marketing Improvement Program	USDA	0.99	0.92			
21	10.205	A	Payments to Land Grant Colleges and Tuskegee University	USDA	21.88	21.38			
21	10.209	A	1890 Research Facilities	USDA	9.60	9.13			
21	10.210	B	Food and Agricultural Sciences...Graduate Fellowship Grants	USDA	4.85	2.77			
21	10.211	B	Higher Education Strengthening Grants	USDA	1.94	1.84			
21	10.214	B	Morrill-Nelson Funds for Food...Higher Education	USDA	2.80	2.80			
21	10.475	B	Coop. Agreements...Intrastate Meat and Poultry...Inspections	USDA	33.09	33.42			
21	10.600	C	Foreign Agricultural Market Development and Promotion	USDA	33.65	35.30			
21	10.601	C	Targeted Export Assistance	USDA		110.00			b
21	10.960	B	Technical Agricultural Assistance	USDA	26.30	1.60			
21	10.961	B	International Agricultural Research...	USDA	0.49	0.36			
22	10.070	C	Colorado River Salinity Control	USDA		2.17			b
22	11.419	A,B	Coastal Zone Management Program Administration Grants	DOC	40.90	38.60			
22	15.805	A	Assistance to State Water Resources Research Institutes	DOI	5.89	5.68	0.27	4.8	
22	15.806	B	National Water Resources Research Program	DOI	2.51	4.38			
23	15.250	B,C	Regulation of Surface Coal Mining...Underground Coal Mining	DOE	37.71	45.11			
23	81.011	B	University Reactor Sharing and Fuel Assistance	DOE	2.85	0.30	0.00	1.1	
23	B1.036	B	Energy-Related Inventions	DOE	4.90	5.10	0.35	6.8	
23	B1.049	B	Basic Energy Sciences, High Energy and Nuclear Physics...	DOE	89.60	451.00	0.90	0.2	

APPENDIX III

APPENDIX III

Econ. dev. code	Program number	Object code	Program	Agency	Catalog FY85 total	Catalog FY87 total	Rural share	Percent rural	Foot- notes
------(millions)-----									
23	81.057	B	University Coal Research	DOE	4.43	5.46	0.38	7.0	
23	81.065	B	Nuclear Waste Disposal Siting	DCE	12.41	30.41			
23	81.077	B	University Research Instrumentation	DOE	4.90	5.00		11.8	
23	81.080	B	Energy Policy, Planning and Development	DCE	0.22	0.19	0.59	2.2	
23	81.081	B	Energy Task Force for the Urban Consortium	DOE	1.96	1.96	0.29	14.8	
23	81.086	B	Conservation Research and Development	DCE	1.51	1.01	0.00	0.0	
23	81.088	B,C	International Affairs and Energy Emergencies	DOE	0.06	0.45	0.00	0.0	
23	81.089	B	Fossil Energy Research and Development	DCE	42.11	37.55	0.75	2.0	
23	81.090	C	State Heating Oil Grants	DOE	0.20				d
23	81.095	B	Nuclear Energy, Reactor Systems, ...and Technology	DCE		0.00			b
24	10.064	C	Forestry Incentives Program	USDA	12.79	11.93	8.58	71.9	
24	10.202	A	Cooperative Forestry Research	USDA	12.53	11.89	0.88	7.4	
24	10.213	B	Competitive Research Grants for Forest and Range Land...	USDA	7.53	5.69			
24	10.652	B	Forestry Research	USDA	0.68	2.87			
24	10.664	A,B	Cooperative Forestry Assistance	USDA	26.48	26.87			
24	10.669	B	Assistance for Forest...Boundary Waters Canoe Area	USDA	2.94	2.80			
25	11.405	E	Anadromous...Fisheries Conservation	DOC	3.50	3.00			
25	11.407	A	Commercial Fisheries Research and Development	DOC	4.50				o
25	11.408	D	Fishermen's Contingency Fund	DOC	0.51	0.73			
25	11.409	D	Fishing Vessel...Compensation Fund	DOC	0.89	0.92			
25	11.417	B	Sea Grant Support	DOC	36.43	36.10			
25	11.426	B	Financial Assistance for Marine Pollution Research	DOC	0.35	0.23	0.03	11.8	
25	11.427	B	Fisheries Development and Utilization R&D...Program	DOC	14.80	7.40	0.13	1.8	
25	11.429	B	Marine Sanctuary Program	DOC	1.11	0.68			
25	15.600	B	Anadromous Fish Conservation	DOI	3.88	2.24			
25	20.800	C	Construction--Differential Subsidies	DOT	4.17	0.31			
25	20.801	B	Development and Prorotion of Ports and...Transportation	DOT	0.24	0.29			
25	20.804	C	Operating--Differential Subsidies	DOT	338.06	227.43			
25	20.808	C	Capital Construction Fund	DOT	0.14	0.20			
26	10.054	C	Emergency Conservation Program	USDA	5.44	5.40	3.92	72.5	
26	10.062	C	Water Bank Program	USDA	8.79	10.78	9.65	89.5	
26	10.063	C	Agricultural Conservation Program	USDA	190.34	181.89	121.68	66.9	
26	10.069	C	Conservation Reserve Program	USDA	0.00	267.02			
26	10.668	A	Additional Lands--Grants to Minnesota	USDA	0.72	0.57			
26	10.900	C	Great Plains Conservation	USDA	12.48	11.41	10.13	88.8	
26	10.910	C	Rural Abandoned Mine Program	USDA	6.30	5.23	2.81	53.8	
26	11.420	B	Coastal Zone Management Estuarine Research...	DOC	4.48	2.94			
26	15.219	B	Wildlife Habitat Management Technical Assistance	DOI					f
26	15.252	A,B	Abandoned Mine Land Reclamation (AMLR) Program	DOI	261.17	166.66			
26	15.605	A	Sport Fish Restoration	DOI	37.78	142.70			
26	15.611	A	Wildlife Restoration	DOI	95.15	117.15			
26	81.041	A	State Energy Conservation	DCE	23.52	9.52			
26	81.050	A	Energy Extension Service	DOE	9.80	3.97			
26	81.057	A	Energy Conservation for Institutional Buildings	DCE	47.04	36.55	5.67	15.5	
26	81.078	B	Industrial Energy Conservation	DOE	0.26	7.00	0.00	0.0	
27	10.001	B	Agricultural Research--Basic and Applied Research	USDA	54.30	20.17	1.23	6.1	
27	10.200	B	Grants for Agricultural Research, Special Research Grants	USDA	30.76	52.91	8.25	15.6	
27	10.203	A	Payments to Agricultural Experiment Stations/Hatch Act	USDA	149.40	141.99	7.38	5.2	
27	10.206	B	Grants for Agricultural Research--Competitive Research...	USDA	44.17	38.54	0.69	1.8	
27	10.207	A	Animal Health and Disease Research	USDA	5.47	5.19	0.23	4.4	
27	11.428	B	Intergovernmental Climate--Programs	DOC	0.25	1.23	0.00	0.0	
27	11.430	B	Undersea Research	DOC		8.90			b
27	11.431	B	Climate and Atmosphere Research	DOC		1.60			t
27	15.221	B	Cooperative Agreements for Research in Public Lands Mgmt.	DOI	0.22	0.59	0.00	0.0	
27	15.308	A,B	Grants for Mining and Mineral Resources and Research Inst.	DOI	0.18	9.81	1.35	13.8	
27	15.612	B	Endangered Species Conservation	DOI	3.74	4.30			
27	15.807	B	Earthquake Hazards Reduction Program	DOI	7.00	7.00			
27	15.808	B	Geological Survey--Research and Data Acquisition	DOI	4.00	6.73			

125

Econ. Pro- dev. gram code number	Object code	Program	Agency	Catalog FY85 total	Catalog FY87 total	Rural share	Per- cent rural	Foot- notes
------(millions)-----								
27	15.875	E	Economic and Political Development...Trust Territory...	DOI	176.24	398.63		
27	17.600	B	Mine Health and Safety Grants	DOE	5.17	5.17		
27	81.004	B	University-Laboratory Cooperative Program	DOE	6.50	6.08		
27	81.083	C	Minority Educational Institution Research Trust Fund	DOE	0.10	0.04		
27	81.087	B	Renewable Energy Research and Development	DOE	0.06	0.85		
27	81.091	B	Socioeconomic and Demographic Research, Data...Information	DOE	0.90	0.77		
27	81.092	B	Remedial Action and Nuclear Waste Technology	DOE	170.37	277.05		
27	81.093	B	Nuclear Energy Policy, Planning and Development	DOE		0.00		b
27	81.094	B	Minority Educational Institution Assistance	DOE		1.05		b
Subtotal					12489.76	11272.69	4991.34	
1987 Total Dollars for Programs with Rural Shares						9153.34		
Percent of Program Funds to Rural Counties							54.5	
INFRASTRUCTURE								
31	10.665	A	Schools and Roads--Grants to States	USDA	\$ 224.94	\$ 295.10		
31	10.666	A	Schools and Roads--Grants to Counties	USDA	10.05	7.73	\$ 7.64	98.8
31	14.218	A	Community Development Block Grants/Entitlement Grants	DHHD	2433.68	2059.40	0.00	0.0
31	14.219	B	Community Development Block Grants/Small Cities Programs	DHHD	52.00	38.41	11.06	28.8
31	14.221	B	Urban Development Action Grants	DHHD	559.30	306.32	20.52	6.7
31	14.225	B	Community Development Block Grants...Insular Area	DHHD	7.00	7.00		
31	14.227	B,C	Community Development Block Grants...Technical Assist....	DHHD	14.70	11.73	0.42	3.6
31	14.228	A	Community Development Block Grants/State's Programs	DHHD	971.80	844.19		
31	14.232	B	Community Development Block Grant...Special Projects	DHHD		10.28		
31	15.916	B	Outdoor Recreation--Acquisition, Development and Planning	DOI	96.70	46.60		
31	21.300	A	State and Local Government...Assistance--Revenue Sharing	DOTRES	4566.70			16.1
31	23.002	B	Appalachian Supplements to Federal Grant-in-Aid	ARC	27.35	0.02		
31	84.040	B	Impact Aid--Construction	DOED	20.00	22.50	0.00	0.0
31	84.041	D	Impact Aid--Maintenance and Operation	DOED	665.00	685.00	223.31	32.6
31	84.154	A	Public Library Construction	DOED	15.33	22.05		
31	84.172	B	Construction, Reconstruction,...Academic Facilities	DOED	0.00	37.75		
32	20.106	B	Airport Improvement Program	DOT	939.80	1025.00	89.13	8.7
32	20.205	A,B	Highway Planning and Construction	DOT	13813.69	12904.22	2993.78	23.2
32	20.308	A	Local Rail Service Assistance	DOT	17.61	25.25		
32	20.500	P	Urban Mass Transportation Capital Improvement Grants	DOT	746.12	674.51	0.67	0.1
32	20.503	B	Urban Mass Transportation Managerial Training Grants	DOT	0.70	0.00	0.00	2.1
32	20.505	B	Urban Mass Transportation Technical Studies Grants	DOT	50.00	45.61	0.00	0.0
32	20.507	A	Urban Mass Transportation...Assistance Formula Grants	DOT	2282.48	2153.78	0.00	0.0
32	20.509	A	Public Transportation for Nonurbanized Areas	DOT	100.47	81.51		
32	20.512	B	Urban Mass Transportation Technical Assistance	DOT	19.35	16.28	0.00	0.0
32	20.901	C	Payments for Essential Air Services	DOT	34.95	26.68	2.83	10.6
32	23.003	B	Appalachian Development Highway System	ARC	76.62	72.24		
32	23.008	B	Appalachian Local Access Roads	ARC	5.28	2.10		
32	23.017	B	Appalachian Special Transportation Related Planning...Prog.	ARC	0.10	0.11	0.04	34.3
33	11.550	B	Public Telecommunications Facilities--Construction	DOC	22.80	19.30	2.26	11.7
34	—		Corps of Engineers--Civil Works	DOD	2904.17	3136.97		
34	10.418	B	Water and Waste Disposal Systems for Rural Communities	USDA	129.00	117.66		
34	10.901	B	Resource Conservation and Development	USDA	26.76	6.54	4.11	62.9
34	10.904	B	Watershed Protection and Flood Prevention	USDA	115.17	85.25	26.26	30.8
34	66.418	B	Construction Grants for Wastewater Treatment Works	EPA	2573.46	2169.00	238.59	11.0
35	11.603	B	National Standard Reference Data System	DOC		0.64		
35	11.609	B	Measurement and Engineering Research and Standards	DOC	4.50	7.27		
35	12.112	A	Payments to States in Lieu of Real Estate Taxes	DOD	7.29	5.26		
35	12.400	B	Military Construction, Army National Guard	DOD	13.25	76.63		
35	12.607	B	Military Base Reuse Studies...Community Planning Assistance	DOD	0.07	0.37	0.15	40.5

APPENDIX III

APPENDIX III

Econ- dev. code	Pro- gram number	Object code	Program	Agency	Catalog FY85 total	Catalog FY87 total	Rural share	Per- cent rural	Foot- notes
----- (millions) -----									
35	12.608	B	Impact Assistance...East Coast Trident Program	DDO	4.50	7.60			
35	13.392	B	Cancer Construction	DHHS	5.43			0.0	d
35	15.904	B	Historic Preservation Fund Grants-In-Aid	DOI	25.48	24.25			
35	15.919	B	Urban Park and Recreation Recovery Program	DOI	5.25	1.09			
35	20.005	A,B	Boating Safety Financial Assistance	DOT	13.75	28.50	0.00	0.0	
35	20.107	B	Airway Science	DOT		10.00			b
35	20.214	B	Highway Beautification--Control of...Advertising...	DOT	0.00	0.00			
35	20.218	A	Motor Carrier Safety Assistance Program	DOT	12.11	44.75			
35	20.303	B	Grants-in-Aid for Railroad Safety--State Participation	DOT	3.04	1.37			
35	20.511	B	Human Resource Programs	DOT	2.41	2.61			
35	20.600	A	State and Community Highway Safety	DOT	145.56	121.00			
35	20.700	A	Pipeline Safety	DOT	4.50	4.50			
35	20.811	C	Research and Development Assistance (Maritime R&D)	DOT	16.21			0.0	d
35	23.011	B	Appalachian State Research, Technical...Projects	ARC	1.00	1.00			
35	64.005	B	Grants to States for Construction of State Home Facilities	VA	29.14	34.63	0.00	0.0	
35	81.079	B	Biofuels and Municipal Waste Techn...Regional Programs	DOE	3.60	1.30			
35	83.400	C	Emergency Management Institute--Training Assistance	FEMA	0.58	0.81	0.00	0.0	
35	83.403	A,B	Emergency Management Institute--Field Training Program	FEMA	0.52	6.36	0.00	0.0	
35	83.405	C	National Fire Academy--Training Assistance	FEMA	1.79	0.92			
35	83.503	A	Civil Defense--State and Local Emergency Management Asst.	FEMA	56.58	54.12			
35	83.504	B	Other State and Local Direction, Control and Warning	FEMA	1.92	0.00			
35	83.505	B	State Disaster Preparedness Grants	FEMA	1.32	1.25	0.00	0.0	
35	83.506	B	Earthquake and Hurricane Preparedness Grants	FEMA	2.70				d
35	83.508	B	Radiological Instrumentation	FEMA					d,h
35	83.511	B	Radiological Protection Planning and Development	FEMA	3.00				d
35	83.512	B	State and Local Emergency Operating Centers	FEMA	9.13	0.07			
35	83.513	B	State and Local Warning and Communication Systems	FEMA	1.25	0.07	0.00	0.0	
35	83.514	B	Pollution Protection Planning	FEMA	8.48	8.02			
35	83.515	B	Emergency Broadcast System Guidance and Assistance	FEMA	0.40	0.23			
35	83.516	B	Disaster Assistance	FEMA	319.17	246.03			
35	83.518	B	Emergency Public Information Competitive Challenge Grants	FEMA	0.10				d
35	83.519	B	Hazard Mitigation Assistance	FEMA	0.25	0.19			
35	83.520	B	Hurricane Preparedness Grants	FEMA		0.13			b
35	83.521	B	Earthquake Hazards Reduction Grants	FEMA		1.38			b
35	83.522	B	Radiological Defense	FEMA		6.74			b
Subtotal					<u>34227.86</u>	<u>27655.16</u>	<u>3620.81</u>		
1987 Total Dollars for Programs with Rural Shares						17960.17			
Percent of Program Funds to Rural Counties								20.1	
HUMAN RESOURCES									
41	10.140	B	Minority Research and Teaching Grants	USDA	\$ 0.07	\$ 0.07			
41	10.500	A	Cooperative Extension Service	USDA	330.63	322.51	\$ 17.74	5.5	
41	12.609	C	Selected Reserve Education Assistance Program	DDO	19.85	45.00			
41	13.117	B	Grants for Preventive Medicine Residency Training	DHHS	1.60	1.57			
41	13.119	B	Grants for Podiatric Medicine Training	DHHS	0.95	0.82			
41	13.124	B	Nurse Anesthetist Traineeships	DHHS	0.80	0.79			
41	13.139	B	Financial Assistance for...Health Professions Students	DHHS		5.40			b
41	13.147	B	Post-Baccalaureate Faculty Fellowships	DHHS		0.62			b
41	13.149	B	Grants for Two-Year Programs of Schools of Medicine...	DHHS		0.41			b
41	13.244	B	Mental Health Clinical or Service Related Training Grants	DHHS	21.49	13.35	0.17	1.3	
41	13.263	B	Occupational Safety and Health Training Grants	DHHS	8.76	9.90	0.00	0.0	
41	13.281	B	Mental Health Research Scientist Development...Award	DHHS	9.15	10.64	0.00	0.0	
41	13.288	B	National Health Service Corps Scholarship Program	DHHS	2.27	2.30	0.12	5.1	
41	13.298	B	Nurse Practitioner and Nurse Midwife...Traineeship	DHHS	12.00	11.88	0.59	5.0	

Econ. Pro- dev. gram code number	Object code	Program	Agency	Catalog FY85 total	Catalog FY87 total	Rur-1 share	Per- cent rural	Foot- notes
------(millions)-----								
41 13.299	B	Advanced Nurse Education	DHHS	16.45	15.24	0.49	5.2	
41 13.339	A	Capitation Grants for Schools of Public Health	DHHS	4.98	4.95	0.00	0.0	
41 13.358	B	Professional Nurse Traineeship	DHHS	11.45	11.63	0.09	0.8	
41 13.359	B	Nurse Training Improvement--Special Projects	DHHS	9.50	11.06	1.32	11.9	
41 13.379	B	Grants for Graduate Training in Family Medicine	DHHS	20.65	19.84	0.06	0.3	
41 13.390	B	Academic Research Enhancement Award	DHHS	5.00	10.00	0.76	7.6	
41 13.398	B	Cancer Research Manpower	DHHS	41.56	40.62	0.04	0.1	
41 13.614	A	Child Development Associate Scholarships	DHHS		1.00			b
41 13.648	B	Child Welfare Services Training Grants	DHHS	3.82	3.82	0.42	11.0	
41 13.820	B	Scholarships for First-Year Students of Exceptional...Need	DHHS	7.00	6.93	0.23	3.3	
41 13.822	B	Health Careers Opportunity Program	DHHS	24.00	21.75	0.78	3.6	
41 13.880	B	Minority Access to Research Careers	DHHS	7.74	8.57	0.34	4.0	
41 13.884	B	Grants for Residency Training in General Internal Medicine	DHHS	17.69	15.73	0.00	0.0	
41 13.886	B	Grants for Physician Assistant Training Program	DHHS	4.80	4.29	0.00	0.0	
41 13.895	B	Grants for Faculty Development in Family Medicine	DHHS	6.05	6.44			
41 13.896	B	Grants for Predoctoral Training in Family Medicine	DHHS	6.91	6.65			
41 13.897	B	Residency Training and Advanced Education...Dentistry	DHHS	1.98	2.67			
41 13.900	B	Grants for Faculty Development...Internal Medicine...	DHHS	0.59	2.58			
41 13.962	A	Health Administration Graduate Traineeship	DHHS	0.50	0.49	0.00	0.0	
41 13.963	A	Graduate Programs in Health Administration	DHHS	1.49	1.49	0.00	0.0	
41 13.964	A	Traineeships for Students in Schools of Public Health...	DHHS	5.00	2.97	0.00	0.0	
41 20.502	B	Urban Mass Transportation Grants for University...Training	DOT	1.69	1.31			
41 20.806	C	State Marine Schools	DOT	19.78	12.07	4.83	40.0	
41 23.012	B	Appalachian Vocational...Education Facilities & Operations	ARC	1.85	2.06			
41 23.013	B	Appalachian Child Development	ARC	0.05	0.00			
41 45.115	B	Younger Scholars	NEH	0.09	0.25	0.01	2.1	
41 45.116	B	Summer Seminars for College Teachers	NEH	4.00	4.71	0.00	0.0	
41 45.121	B	Summer Stipends	NEH	0.66	0.73	0.03	4.6	
41 45.122	B	Regrants/Centers for Advanced Study	NEH	0.90	0.93	0.00	0.0	
41 45.127	B	Elementary and Secondary Education in the Humanities	NEH	7.97	8.02	0.17	2.1	
41 45.142	B	Fellowships for University Teachers	NEH	3.36	2.72	0.06	2.3	
41 45.143	B	Fellowships for College Teachers and Independent Scholars	NEH	2.66	3.52	0.17	4.8	
41 45.150	B	Higher Education in the Humanities	NEH	4.89	8.34	0.69	8.3	
41 45.151	B	Summer Seminars for School Teachers	NEH	2.82	3.16	0.09	3.0	
41 47.009	B	Graduate Research Fellowships	NSF	27.30	27.27	0.87	3.2	
41 47.064	B	College Science Instrumentation Program	NSF	5.00				i
41 47.066	B	Teacher Preparation and Enhancement	NSF	25.19	30.47			
41 47.067	B	Materials Development, Research...Science Education	NSF	22.73	29.48			
41 47.070	B	Computer and Information Science and Engineering	NSF		116.86			b
41 47.071	B	Undergraduate Science, ...and Mathematics Education	NSF		9.50			b
41 81.047	B	Pre-Freshman Engineering	DOE	0.28	0.27	0.02	6.7	
41 84.002	A	Adult Education--State Administered Program	DOED	101.96	105.98			
41 84.003	B,C	Bilingual Education	DOED	139.13	80.68	9.84	12.2	
41 84.007	C	Supplemental Educational Opportunity Grants	DOED	412.72	412.00	35.43	8.6	
41 84.010	A	Educationally Deprived Children--Local Educational Agencies	DOED	3199.14	3453.19	659.56	19.1	
41 84.012	A	Educationally Deprived Children--State Administration	DOED	35.61	37.11			
41 84.014	B	Follow Through	DOED	10.00	7.18	1.12	15.5	
41 84.015	B	National Resource Centers...International Studies	DOED	19.75	11.44	0.00	0.0	
41 84.016	B	Undergraduate International Studies...Language Programs	DOED	3.10	2.93	0.21	7.2	
41 84.017	B	International Research and Studies	DOED	1.50	1.67	0.00	0.0	
41 84.018	B	Fulbright-Hays...Special Bilateral Projects	DOED	0.72	0.96			
41 84.019	B	Fulbright-Hays Training Grants--Faculty Research Abroad	DOED	0.83	0.71	0.02	2.6	
41 84.020	B	Fulbright-Hays...Grants--Foreign Curriculum Consultants	DOED	0.12	0.16	0.00	0.0	
41 84.021	B	Fulbright-Hays Training Grants--Group Projects Abroad	DOED	1.95	2.64	0.10	3.7	
41 84.022	B	Fulbright-Hays...Doctoral Dissertation Research Abroad	DOED	1.69	1.79	0.30	0.0	
41 84.031	B	Higher Education--Institutional Aid	DOED	135.37	148.81	27.04	18.2	
41 84.033	C	College Work-Study Program	DOED	599.28	590.94	56.14	9.5	
41 84.034	A	Library Services	DOED	73.50	78.40			

APPENDIX III

APPENDIX III

Econ. dev. code	Pro-gram number	Object code	Program	Agency	Catalog FY85	Catalog FY89	Rural share	Per-cent rural	Foot- notes
					total	total			
------(millions)-----									
41	84.035	A	Interlibrary Cooperation and Resource Sharing	DOED	17.64	17.64			
41	84.038	C	Perkins Loans	OCEO	199.07	187.50	13.88	7.4	
41	84.042	B	Student Support Services	DOED	70.08	70.96	13.34	18.8	
41	84.044	B	Talent Search	OCEO	20.73	20.38	3.17	15.6	
41	84.047	U	Upward Bound	DOEO	73.71	74.55	12.38	16.6	
41	84.048	A	Vocational Education--Basic Grants to States	OCEO	777.63	809.51			
41	84.049	A	Vocational Education--Consumer and Homemaking Education	DOED	31.63	31.63			
41	84.053	A	Vocational Education--State Councils	OCEO	7.00	7.50			
41	84.063	C	Pell Grant Program	DOED	3069.30	3753.00	360.29	9.6	
41	84.066	B	Educational Opportunity Centers	OCEO	9.21	9.21	0.79	8.6	
41	84.069	A	Grants to States for State Student Incentives	DOEO	76.31	76.00			
41	84.073	B	National Diffusion Network	OCEO	10.70	10.70	0.48	4.5	
41	84.083	B	Women's Educational Equity	DOED	6.00	3.49	0.09	2.5	
41	84.091	B	Strengthening Research Library Resources	OCEO	6.00	6.00	0.00	0.0	
41	84.094	B	Patricia Roberts Harris Fellowships	DOED	14.25	14.25	0.56	3.9	
41	84.097	B	Law School Clinical Experience Program	OCEO	1.32	1.50	0.07	4.6	
41	84.099	B,C	Bilingual Vocational Instructor Training	DOEO	0.55	0.56			
41	84.100	B	Bilingual Vocational Materials, Methods, and Techniques	OCEO	0.37	0.37			
41	84.103	B	Training for Special Programs...Leadership Personnel	OCEO	1.09	1.01			
41	84.116	B	Fund for the Improvement of Postsecondary Education	OCEO	12.71	12.16	0.79	6.6	
41	84.120	B	Minority Science Improvement	DOED	5.00	5.00			
41	84.122	B	Secretary's Discretionary	OCEO	2.50	1.50	0.08	3.3	
41	84.123	B	Law-Related Education	DOEO	2.00	3.00			
41	84.124	B	Territorial Teacher Training Assistance Program	OCEO	2.00	2.00			
41	84.136	B	Legal Training for the Disadvantaged	DOEO	1.50	1.50	0.00	0.0	
41	84.151	A	Improving School Programs--State Block Grants	OCEO	500.00	500.00			
41	84.153	B	Business and International Education	DOEO	2.20	2.11	0.00	0.0	
41	84.164	A	State Grants for Strengthening Skills of Teachers...	OCEO	90.10	72.80			
41	84.165	B	Magnet Schools Assistance	DOED	75.00	75.00			
41	84.167	B	Library Literacy	OCEO	0.00	5.00			
41	84.168	B	Secretary's Discretionary Program for Mathematics...	DOED	9.90	8.03			
41	84.170	B	Jacob K. Javits Fellowships	OCEO	2.50	4.30			
41	84.171	B	Excellence in Education	DOED	0.00				d
41	84.174	A	Vocational Education--Community Based Organizations	OCEO	0.00	6.00			
41	84.176	A	Paul Douglas Teacher Scholarships	DOEO		15.50			b
41	84.185	A	Robert C. Byrd Honors Scholarships	OCEO		7.24			b
41	84.194	B	Bilingual Education Support Services	DOEO		0.70			b
41	84.195	B	Bilingual Education Training Grants	OCEO		22.44			b
42	13.790	A	Work Incentive Program	OHHS	256.21	126.00			
42	17.207	A	Employment Service	OOL	777.40	755.20			
42	17.235	A,B	Senior Community Service Employment Program	OOL	326.00	336.00	1.68	0.5	
42	17.245	O	Trade Adjustment Assistance--Workers	OOL	69.03	264.89			
42	17.246	A	Employment and Training Assistance--Dislocated Workers	OOL	222.50	200.00			
42	17.247	A,B	Migrant and Seasonal Farmworkers	OOL	65.47	59.50	0.30	0.5	
42	17.249	B	Employment Services & Job Training--Pilot and Demo. Progs.	OOL	20.70	31.62			
42	17.250	A	Job Training Partnership Act	OOL	2610.70	2475.98			
42	66.508	B	Senior Environmental Employment Program	EPA	6.80	11.29			
42	81.084	B	Minority Honors Vocational Training	OEO	0.15	0.43	0.00	0.0	
42	84.036	B	Library Career Training	DOEO	0.64	0.66	0.00	0.0	
42	84.055	B	Higher Education--Cooperative Education	OCEO	14.40	14.40	1.99	13.8	
42	84.077	B,C	Bilingual Vocational Training	DOEO	2.76	2.76	0.00	0.0	
42	84.193	B	Demonstration Centers...Retraining of Dislocated Workers	OCEO		0.45			b
43	13.110	B	Maternal and Child Health...Programs	OHHS	71.69	75.63			
43	13.112	B	Characterization of Environmental Health Hazards	OHHS	22.17	27.04	0.08	0.3	
43	13.113	B	Biological Response to Environmental Health Hazards	OHHS	25.85	26.68	0.27	1.0	
43	13.114	B	Applied Toxicological Research and Testing	OHHS	4.28	5.93	0.12	2.0	
43	13.115	B	Biometry...Health Risks from Environmental Exposure	OHHS	3.66	5.29	0.00	0.0	
43	13.116	B	Project Grants...Tuberculosis Control Programs	OHHS	5.00	7.00			

APPENDIX III

APPENDIX III

Econ. Program code	Object code	Program	Agency	Catalog FY85 total	Catalog FY87 total	Rural share	Per-cent rural	Foot-notes
----- (millions) -----								
43	13.118	B	Acquired Immunodeficiency Syndrome (AIDS) Activity	DHHS	20.55	136.00		
43	13.130	B	Mental Health Services for Urban Entrants	DHHS	9.20	7.05		
43	13.121	B	Diseases of the Teeth and Supporting Tissues	DHHS	46.39	57.20		
43	13.122	B	Disorders of Craniofacial Structure and Function	DHHS	15.33	20.39	0.08	0.4
43	13.125	B	Mental Health Planning and Demonstration...	DHHS	13.00	12.79		
43	13.128	B	Refugee Assistance--Mental Health	DHHS	1.70	1.60		
43	13.129	B	Technical and Non-Financial Assistance to...Health Centers	DHHS	2.70	3.00		
43	13.130	B	Primary Care Services--Planning...Cooperative Agreements	DHHS	3.00	3.96		
43	13.131	B	Shared Research Facilities...Heart, Lung, & Blood Diseases	DHHS	3.00	2.25		
43	13.132	B	Acquired Immunodeficiency Syndrome (AIDS) Research	DHHS	0.00	5.05		
43	13.133	B	Health Services Delivery to Persons with AIDS	DHHS	0.00	10.00		
43	13.134	B	Assistance for Organ Procurement Organizations	DHHS	0.00	2.69		
43	13.135	B	Center for Research...and Disease Prevention	DHHS		.50		
43	13.136	B	Injury Control--Research and Demonstration...	DHHS		7.83		b
43	13.137	B	Minority Community Health Coalition Demonstration	DHHS		1.15		b
43	13.138	A	Protection and Advocacy for Mentally Ill Individuals	DHHS		10.30		b
43	13.141	A	Alcohol, Drug Abuse Treatment...Block Grant	DHHS		162.86		b
43	13.142	B	NIEHS Hazardous Waste Worker...Training	DHHS		9.94		b
43	13.143	B	NIEHS Superfund Research Program	DHHS		2.90		b
43	13.144	B	Drug and Alcohol Abuse--High-Risk Youth...Grants	DHHS		24.00		b
43	13.145	B	AIDS Education and Training Centers	DHHS		1.99		b
43	13.146	A	AIDS Drug Reimbursement	DHHS		30.00		b
43	13.150	A	Mental Health Services for the Homeless Block Grant	DHHS		32.00		b
43	13.152	B	...Alcohol and Drug Abuse Treatment of Homeless Individuals	DHHS		8.60		b
43	13.155	B	Fetal Health Policy/Research Centers	DHHS		0.00		b
43	13.224	B	Community Health Centers	DHHS	382.41	419.55	68.81	16.4
43	13.225	B	National Research Service Awards--Health...Training	DHHS	0.00	1.31		
43	13.226	B	Health Services Research and Development Grants	DHHS	6.17	4.37	0.00	0.0
43	13.242	B	Mental Health Research Grants	DHHS	121.75	160.56	0.32	0.2
43	13.246	B	Migrant Health Centers Grants	DHHS	44.30	45.40	5.95	13.1
43	13.260	B	Family Planning--Personnel Training	DHHS	3.19	3.69	0.00	0.0
43	13.262	B	Occupational Safety and Health Research Grants	DHHS	6.50	6.50	0.00	0.0
43	13.268	B	Childhood Immunization Grants	DHHS	42.28	71.60		
43	13.271	B	Alcohol Research Scientist Development and...Awards	DHHS	1.01	1.33	0.00	0.0
43	13.272	B	Alcohol National Research Service Awards/Research Training	DHHS	1.50	2.50	0.07	2.7
43	13.273	B	Alcohol Research Programs	DHHS	27.49	43.30	0.00	0.0
43	13.277	B	Drug Abuse Research Scientist Development and...Awards	DHHS	1.71	1.86	0.00	0.0
43	13.278	B	Drug Abuse National Research Service Awards...	DHHS	1.50	2.25		
43	13.279	B	Drug Abuse Research Programs	DHHS	49.83	67.92	0.70	0.8
43	13.282	B	Mental Health National Research Service Awards...Training	DHHS	18.00	18.93	0.09	0.5
43	13.294	B	Health Planning--Health Systems Agencies	DHHS	37.51			4.4
43	13.297	B	National Research Service Awards	DHHS	2.00			0.5
43	13.306	B	Laboratory Animal Sciences and Primate Research	DHHS	43.30	47.81	0.38	0.8
43	13.333	B	General Clinical Research Centers	DHHS	88.35	88.88	0.00	0.0
43	13.337	B	Biomedical Research Support	DHHS	96.07	92.31	0.74	0.8
43	13.361	B	Nursing Research	DHHS	9.10	18.12	0.00	0.0
43	13.371	B	Biomedical Research Technology	DHHS	43.57	41.90	1.26	3.0
43	13.375	B	Minority Biomedical Research Support	DHHS	24.95	28.18		
43	13.381	B	Health Professions--Advanced Financial Distress	DHHS	5.63			
43	13.389	B	Research Centers in Minority Institutions	DHHS	5.20	10.00		
43	13.393	B	Cancer Cause and Prevention Research	DHHS	17.70	225.42	0.23	0.1
43	13.394	B	Cancer Detection and Diagnosis Research	DHHS	38.27	66.40	0.20	0.3
43	13.395	B	Cancer Treatment Research	DHHS	270.85	270.42	0.69	0.3
43	13.396	B	Cancer Biology Research	DHS	164.90	191.83	4.03	2.1
43	13.397	B	Cancer Centers Support	DHHS	84.96	95.82	0.67	0.7
43	13.399	B	Cancer Control	DHHS	37.12	37.18	0.26	0.7
43	13.600	B	Administration for Children, Youth and Families--Head Start	DHHS	1074.06	1130.34	212.50	18.8
43	13.766	B	Health Care Financing Research...and Experiments	DHHS	34.56	28.42	0.03	0.1

APPENDIX III

APPENDIX III

Econ. Pro- dev. code	Program number	Object code	Program	Agency	Catalog FY85 total	Catalog FY87 total	Rural share	Per- cent rural	Foot- notes
------(millions)-----									
43	13.777	A,B	State Survey and Certification of Health Care Providers	DHHS	86.68	102.07			
43	13.821	B	Biophysics and Physiological Sciences	DHHS	98.82	117.14	1.0*	0.0	
43	13.824	B	Area Health Education Centers	DHHS	18.00	18.00	0.0*	0.0	
43	13.837	B	Heart and Vascular Diseases Research	DHHS	415.67	479.69	0.43	0.1	
43	13.838	B	Lung Diseases Research	DHHS	115.71	139.02	0.14	0.1	
43	13.839	B	Blood Diseases and Resources Research	DHHS	115.71	124.24	0.25	0.2	
43	13.845	B	Dental Research...Centers in Oral Biology	DHHS	7.60	7.00	0.00	0.0	
43	13.846	B	Arthritis, Musculoskeletal and Skin Diseases Research	DHHS	96.66	125.18	0.13	0.1	
43	13.847	B	Diabetes, Endocrinology and Metabolism Research	DHHS	174.91	217.07	2.17	1.0	
43	13.848	B	Digestive Diseases and Nutrition Research	DHHS	84.53	103.41	0.00	0.0	
43	13.849	B	Kidney Diseases, Urology and Hematology Research	DHHS	87.95	99.17	0.99	1.0	
43	13.853	B	Clinical Research Related to Neurological...Disorders	DHHS	117.05	161.47	0.00	0.0	
43	13.854	B	Biological Basis Research in the Neurosciences	DHHS	196.89	242.80	0.49	0.2	
43	13.855	B	Immunology, Allergic and Immunologic Diseases Research	DHHS	113.60	134.03	0.54	0.4	
43	13.856	B	Microbiology and Infectious Diseases Research	DHHS	156.74	237.27	1.42	0.6	
43	13.879	B	Pharmacological Sciences	DHHS	63.77	79.48	0.00	0.0	
43	13.862	B	Genetics Research	DHHS	171.66	186.02	1.49	0.8	
43	13.863	B	Cellular and Molecular Basis of Disease Research	DHHS	129.04	167.41	0.84	0.5	
43	13.864	B	Population Research	DHHS	87.48	100.15	0.70	0.7	
43	13.865	B	Research for Mothers and Children	DHHS	151.55	170.66	1.19	0.7	
43	13.866	B	Ageing Research	DHHS	103.87	127.82	0.38	0.3	
43	13.867	B	Retinal and Choroidal Diseases Research	DHHS	61.33	77.96	0.00	0.0	
43	13.868	B	Anterior Segment Disease Research	DHHS	24.07	65.05			
43	13.869	B	Cataract Research	DHHS	12.95	13.93	0.08	0.6	
43	13.870	B	Glaucoma Research	DHHS	13.59	15.64	0.16	1.0	
43	13.871	B	Strabismus, Amblyopia, and Visual Processing	DHHS	29.59	38.57	0.00	0.0	
43	13.879	B	Medical Library Assistance	DHHS	10.19	11.90	0.05	0.4	
43	13.888	B	Home Health Services and Training	DHHS	3.00	0.00	0.00	31.5	
43	13.891	B	Alcohol Research Center Grants	DHHS	9.35	11.40	0.00	0.0	
43	13.894	B	Resource and Manpower Development in Env. Health Sciences	DHHS	23.60	24.66	0.30	1.2	
43	13.969	B	Health Professions Special Education Initiatives	DHHS	6.95	8.58			
43	13.974	B	Family Planning...Services Delivery Improvement...Grants	DHHS	1.29	0.45	0.00	0.0	
43	13.977	B	Prev. Health Services Sexually Transmitted Diseases Control	DHHS	41.01	46.07			
43	13.978	B	Preventive Health Services--RAD...Education Grants	DHHS	3.00	3.93			
43	13.982	B	Mental Health Disaster Assistance...	DHHS	0.65	0.98			
43	13.984	B	Grants for Establishment of Departments of Family Medicine	DHHS	7.43	6.93			
43	13.985	B	Eye Research--Facility Construction	DHHS	3.30	2.25	0.00	0.0	
43	13.987	B	Health Programs for Refugees	DHHS	6.45	5.49			
43	13.988	B	Cooperative Agreements...Diabetes Control Programs	DHHS	4.78	5.00			
43	13.989	B	Senior International Awards Program	DHHS	1.16	0.93	0.00	0.0	
43	13.990	B	National Health Promotion	DHHS	0.66	0.58			
43	13.991	A	Preventive Health and Health Services Block Grant	DHHS	89.00	89.00			
43	13.992	A	Alcohol and Drug Abuse...Block Grant	DHHS	490.00	508.86			
43	13.994	A	Maternal and Child Health Services Block Grant	DHHS	406.00	421.12			
43	17.504	B	Occupational Safety and Health	DOL	57.40	59.04			
43	2.004	B	Appalachian Health Programs	ARC	2.88	1.37	0.58	42.0	
44	10.405	B	Farm Labor Housing Loans and Grants (Grants)	USDA	12.14	10.85			
44	10.417	B	Very Low-Income Housing Repair Loans/Grants (Grants)	USDA	12.50	13.89			
44	10.420	B	Rural Self-Help Housing Technical Assistance	USDA	10.75	13.40	4.05	50.1	
44	10.427	C	Rural Rental Assistance Payments	USDA	52.43	275.19			
44	10.433	B	Rural Housing Preservation Grants	USDA	0.00	19.14			
44	13.789	A	Low-Income Home Energy Assistance	DHHS	2097.66	1822.27			
44	14.103	C	Interest Reduction Payments--...Lower Income Families	DHUD	619.08	637.82			
44	14.149	C	Rent Supplements--Rental Housing for Lower Income Families	DHUD	65.67	47.70			
44	14.156	C	Lower Income Housing Assistance Program	DHUD	6618.05	11.27			
44	14.164	B,C	Operating Assistance for Troubled...Housing Projects	DHUD	27.86	41.65			
44	14.169	B	Housing Counseling Assistance Program	DHUD	3.49	3.50			
44	14.170	B	Congregate Housing Services Program	DHUD	1.73	2.74			

APPENDIX III

APPENDIX III

Econ. Pro- dev. gram code	Object number	Object code	Program	Agency	Catalog FY85 total	Catalog FY87 total	Rural share	Per- cent rural	Foot- notes
----- (millions) -----									
44	14.174	B	Housing Development Grants	DHUD	314.60	104.86			
44	14.177	C	Housing Voucher Program	DHUD					
44	14.178	B,C	Supp...ive Housing Demonstration Program	DHUD		4.95			J
44	14.230	A	Rental Housing Rehabilitation	DHUD	152.60	205.60			b
44	14.231	A	Emergency Shelter Grants Program	DHUD		10.00			
44	14.401	B	Fair Housing Assistance Program--State and Local	DHUD	4.70	4.70			b
44	14.403	B	Community Housing Resource Board Program	DHUD	1.85	1.89			
44	14.506	B	General Research and Technology Activity	DHUD					f
44	14.550	B	Solar Energy and Energy Conservation Bank	DHUD	32.66	2.90			
44	14.850	C	Public and Indian Housing	DHUD	18772.43	3551.86			k
44	14.851	C	Low Income Housing--Homeownership Opportunities...	DHUD					l
44	14.852	B,C	Public and Indian Housing--Comprehensive...Program	DHUD					l
44	23.005	B	Appalachian Housing Project...Programs	ARC	2.68	0.85			
44	81.042	A	Weatherization Assistance for Low-Income Families	DCE	191.11	161.36			
45	10.068	C	Rural Clean Water Program	USDA	1.85	0.00	0.00	53.0	
45	66.001	B	Air Pollution Control Program Support	EPA	90.49	94.57			
45	66.003	B	Air Pollution Control Manpower Training	EPA	0.43	0.27	0.00	0.0	
45	66.419	A	Water Pollution Control--State and Interstate...Support	EPA	61.31	71.10			
45	66.432	A	State Public Water System Supervision	EPA	28.42	33.39			
45	66.433	B	State Underground Water Source Protection	EPA	8.31	9.76			
45	66.435	B	Water Pollution Control--Lake Restoration...Agreements	EPA		4.50			b
45	66.438	A	Construction Management Assistance	EPA	96.12	83.29			
45	66.454	A	Water Quality Management Planning	EPA	25.38	23.91			
45	66.456	B	National Estuary Program	EPA	2.40	3.50			
45	66.459	A	Nonpoint Source Reservation	EPA		1.31			b
45	66.500	B	Environmental Protection--Consolidated Research	EPA	26.52	27.10	0.00	0.0	
45	66.501	B	Air Pollution Control Research	EPA	12.69	6.97	0.00	0.0	
45	66.502	B	Pesticides Control Research	EPA	1.57	2.63	0.00	0.0	
45	66.504	B	Solid Waste Disposal Research	EPA	9.05	9.80	1.73	17.7	
45	66.505	B	Water Pollution Control--Research, Dev., and Demo.	EPA	6.91	3.11	0.12	3.8	
45	66.506	B	Safe Drinking Water Research and Demonstration	EPA	10.02	7.09	0.11	1.5	
45	66.507	B	Toxic Substances Research	EPA	5.59	7.49	0.00	0.0	
45	66.600	A	Environmental Protection Consolidated Grants...Support	EPA	39.73	28.01			
45	66.700	B	Pesticides Enforcement Program	EPA	12.30	9.92			
45	66.701	B	Toxic Substances Compliance Monitoring Coop. Agreements	EPA	1.50	2.24			
45	66.702	B	Asbestos Hazards Abatement (Schools) Assistance (Grants)	EPA	10.11	13.20			
45	66.801	A	Hazardous Waste Management State Program Support	EPA	46.66	62.92			
45	66.802	B	Hazardous Substance Response Trust Fund	EPA	53.36	165.37			
45	66.804	B	State Underground Storage Tanks Program	EPA		6.90			b
45	66.805	B	Underground Storage Tank Trust Fund Program	EPA		16.00			b
46	13.111	B	Adolescent Family Life Research Grants	DHHS	1.50	2.16			
46	13.217	B	Family Planning--Services	DHHS	136.91	136.00			
46	13.608	B	Admin for Children, Youth and Families--Child Welfare R&D	DHHS	11.81	7.79	0.13	1.7	
46	13.623	B	Admin. for Children, Youth...Runaway & Homeless Youth	DHHS	23.17	23.25	0.65	2.8	
46	13.633	A	Specie. Programs for the Aging...Sanio Centers	DHHS	265.00	269.01			
46	13.635	A	Specie. Programs for the Aging...Nutrition Services	DHHS	403.90	420.00			
46	13.645	A	Child Welfare Services--State Grants	DHHS	200.00	222.50			
46	13.647	B	Social Services Research and Demonstration	DHHS	3.93	5.55			
46	13.652	B	Admin. for Children, Youth and Families...Adoption...	DHHS	2.00	5.00			
46	13.658	A	Foster Care--Title IV-E	DHHS	517.06	719.18			
46	13.659	A	Adoption Assistance	DHHS	35.35	87.11			
46	13.667	A	Social Services Block Grant	DHHS	2700.00	2696.75			
46	13.668	B	Special Programs for the Aging...Projects and Programs	DHHS	24.73	25.00			
46	13.669	A	Child Abuse and Neglect State Grants	DHHS	12.00	12.00			
46	13.670	B	Child Abuse and Neglect Discretionary Activities	DHHS	13.52	13.90			
46	13.671	A,B	Family Violence Prevention and Services	DHHS	0.00	6.47			
46	13.672	A	Child Abuse Challenge Grants	DHHS		5.00			b
46	13.673	A	Grants to States for Planning...Dependent Care Programs	DHHS		4.85			b

APPENDIX III

APPENDIX III

Econ. Pro- dev. gram code	Object number	Object code	Program	Agency	Catalog	Catalog	Rural	Per-	Foot-
					FY85 total	FY87 total	share	cent rural	notes
------(millions)-----									
46	13.674	A	Independent Living (Transition from Foster Care)	DHHS		45.00			b
46	13.995	B	Adolescent Family Life--Demonstration Projects	DHHS	11.74	9.93			
46	72.001	B	The Foster Grandparent Program	ACT	56.10	56.10	5.89	10.5	
46	72.002	B	Retired Senior Volunteer Program (RSVP)	ACT	29.62	29.60	5.86	19.8	
46	72.005	B	Service-Learning Programs	ACT	1.75	1.37			
46	72.008	B	Senior Companion Program	ACT	18.09	20.38	2.38	11.7	
46	72.010	B	Mini-Grant Program	ACT	0.15	0.05	0.00	0.8	
46	72.011	B	State Office of Volunteerism	ACT	0.52	0.17			
46	72.012	B	Volunteer Demonstration Program	ACT	1.12	0.17	0.00	1.1	
46	72.013	B	Technical Assistance Program	ACT	0.02	0.04			
46	84.132	B	Centers for Independent Living	DOED	22.00	24.32			
46	84.192	A	Adult Education for the Homeless	DOED		6.90			b
47	16.540	A	Juvenile Justice and Delinquency Prevention---States	DOJ	40.73	40.75			
47	16.541	B	Juvenile Justice and Delinq. Prevention--Special Emphasis	DOJ	14.78	14.34	0.00	0.0	
47	16.542	B	National Institute for...Delinquency Prevention	DOJ	6.10	7.37	0.00	0.0	
47	16.543	B	Missing Children's Assistance	DOJ	0.20	4.90			
47	16.550	B	Criminal Justice Statistics Development	DOJ	1.90	2.23			
47	16.560	B	Justice Research and Development Project Grants	DOJ	20.12	18.27	0.88	4.8	
47	16.561	B	National Institute of Justice Visiting Fellowships	DOJ	0.24	0.39			
47	16.562	B	Criminal Justice R&D--Graduate Research Fellowships	DOJ	0.03	0.11			
47	16.571	D	Public Safety Officers' Death Benefits Program	DOJ	11.26	9.30			
47	16.572	B	Marital--Cubans	DOJ	5.00	5.00			
47	16.573	A	Criminal Justice Block Grants	DOJ	29.36	45.16			
47	16.574	B	Criminal Justice Discretionary Grants	DOJ	3.74	9.89	0.97	9.8	
47	16.575	A	Crime Victim Assistance	DOJ	0.00	30.75			
47	16.576	A	Crime Victim Compensation	DOJ	0.00	24.61			
47	16.577	B	Emergency Federal Law Enforcement Assistance	DOJ	0.00	0.00			
47	16.579	A	State and Local Narcotics Control Assistance	DOJ		148.28			b
47	16.581	B	Drug Law Enforcement Program--Prison Capacity	DOJ		2.00			b
47	16.601	B	Corrections--Training and Staff Development	DOJ	3.29	1.91	1.42	79.7	
47	16.602	B	Corrections--Research and Evaluation and Policy Formulation	DOJ	1.67	1.11	0.04	3.6	
47	16.603	B	Corrections--Technical Assistance/Clearinghouse	DOJ	5.20	2.15	1.72	79.8	
48	13.103	B	Food and Drug Administration--Research	DHHS	5.49	7.37			
48	13.630	A	Administration on Developmental Disabilities--Basic Support	DHHS	64.00	72.00			
48	13.775	A	State Medicaid Fraud Control Units	DHHS	38.56	43.15			
48	13.787	D	Refugee...Assistance--State Administered Programs	DHHS	469.28	321.69			
48	13.788	B	Refugee Assistance--Voluntary Agency Programs	DHHS	4.83	5.83			
48	13.792	A	Community Services Block Grant	DHHS	368.14	335.00			
48	13.793	C	Community Services Block Grant--Discretionary Awards	DHHS	33.14	29.74			
48	13.797	B	Community Services Block Grant...Demonstration Partnerships	DHHS		1.00			b
48	16.580	B	Narcotics Control Discretionary Grant Program	DOJ		43.38			b
48	16.582	B,C	Crime Victim Assistance/Discretionary Grants	DOJ		0.61			b
48	17.248	B	Employment and Training R&D Projects	DOL	3.85	14.41			
48	30.002	C	Employment Discrimination--State and Local...Contracts	EEOC	18.67	19.96			
48	45.001	B,C	Design Arts	NEA	4.37	4.45			
48	45.002	B,C	Dance	NEA	9.00	9.12			
48	45.003	B	Arts in Education	NEA	5.44	5.39			
48	45.004	B	Literature	NEA	5.13	5.03			
48	45.005	B	Music	NEA	15.31	15.19			
48	45.006	B	Media Arts: Film/Radio/Television	NEA	10.11	12.91			
48	45.007	A,B	State Program	NEA	24.37	24.59			
48	45.008	B	Theater	NEA	10.64	10.76			
48	45.009	B	Visual Arts	NEA	6.20	6.22			
48	45.010	B	Expansion Arts	NEA	6.95	6.75			
48	45.011	B	Inter-Arts	NEA	4.35	4.04			
48	45.012	B	Museums	NEA	11.89	11.50			
48	45.013	B	Challenge Grants	NEA	20.58	20.80			
48	45.014	B	Opera-Musical Theater	NEA	5.95	5.82			

APPENDIX III

APPENDIX III

Econ. dev. code	Program num.	Object code	Program	Agency	Catelog	Catelog	Per-		Foot-
					FY85 total	FY87 total	Rural share	cent rural	
------(millions)-----									
48	45.015	B	Folk Arts	NEA	3.13	3.00			
48	45.021	B	Arts Administration Fellows Program	NEA	0.16	0.18			
48	45.022	B	Advancement Grants	NEA	2.24	2.47			
48	45.023	B	Local Programs	NEA	2.26	2.26			
48	45.104	B	Humanities Projects in Media	NEH	8.71	8.86	0.40	4.5	
48	45.111	B	Exemplary Projects...Programs for Nontraditional Learners	NEH	5.03	4.30	0.07	1.6	
48	45.113	B	Public Humanities Projects	NEH	1.56	2.14	0.01	0.7	
48	45.124	B	Reference Materials/Access	NEH	4.67	2.52			
48	45.125	B	Projects in Museums and Historical Organizations	NEH	8.97	8.69	0.17	1.9	
48	45.129	B	State Programs	NEH	21.41	21.00			
48	45.130	B	Challenge Grants	NEH	19.60	16.50	0.20	1.2	
48	45.132	B	Texts/Publication Subvention	NEH	0.33	0.34	0.00	0.0	
48	45.133	B	Interpretive Research/Humanities, Science and Technology	NEH	0.70	0.70	0.00	0.0	
48	45.134	B	Regrants/Conferences	NEH	0.35	0.45	0.02	4.4	
48	45.137	B	Humanities Projects in Libraries	NEH	2.77	2.90	0.08	2.8	
48	45.140	B	Interpretive Research/Projects	NEH	3.21	2.89	0.05	1.8	
48	45.143	B	Reference Materials/Tools	NEH	3.37	2.79	0.01	0.3	
48	45.146	B	Texts/Editions	NEH	2.71	2.55	0.00	0.0	
48	45.147	B	Texts/Translations	NEH	1.11	0.92	0.00	0.0	
48	45.148	B	Regrants Program/International Research	NEH	2.20	2.17	0.00	0.0	
48	45.149	B	Office of Preservation	NEH	1.32	4.13	0.00	0.0	
48	45.152	B	Travel to Collections	NEH	0.21	0.23			
48	45.153	B	Regrants Program/Selected Areas	NEH	0.00	0.15			
48	47.041	B	Engineering Grants	NSF	150.63	163.08	1.96	1.2	
48	47.049	B	Mathematical and Physical Sciences	NSF	424.42	407.27	2.74	0.5	
48	47.050	B	Geosciences	NSF	205.99	221.94	5.33	2.4	
48	47.051	B	Biological, Behavioral, and Social Sciences	NSF	253.51	259.31	3.11	1.2	
48	47.053	B	Scientific, Technological, and International Affairs	NSF	37.65	33.57	1.07	3.2	
48	47.068	B	Studies and Program Assessment	NSF	1.75	2.20			
48	47.069	B	Research Initiation and Improvement	NSF	7.09	10.94			
48	84.004	B	Civil Rights Technical Assistance and Training	DOED	14.00	23.00			
48	84.013	A	Neglected and Delinquent Children	DOED	32.62	32.26			d
48	84.037	C,D	National Defense/National Direct...Loan Cancellations	DOED	20.07	22.00			
48	84.039	B	Library Research and Demonstration	DOED	0.36	0.35			b
48	84.051	B	National Vocational Education Research	DOED	6.68	7.05	0.00	0.0	
48	84.117	B	Educational Research and Development	DOED	20.50	20.02	0.00	0.0	
48	84.148	B	Allan J. Ellender Fellowship Program	DOED	1.50				
48	84.178	B	Leadership in Educational Administration Development	DOED		14.35			b
48	84.184	B	National Program for Drug-Free Schools and Communities	DOED		12.20			b
48	84.186	A	Drug-Free Schools and Communities--State Grants	DOED		161.05			b
48	84.188	B	Drug-Free Schools and Communities--Regional Centers	DOED		8.50			b
48	84.190	B	Christe McAuliffe Fellowships	DOED		2.00			b
Subtotal					58574.93	59801.85	1581.03		
1987 Total Dollars for Programs with Rural Shares						16926.76			
Percent of Program Funds to Rural Counties								9.3	
GENERAL ENTITLEMENT									
51	13.802	D	Social Security--Disability Insurance	DHHS	\$ 18634.73	\$ 20655.28	\$ 3841.88	18.2	
51	13.803	D	Social Security--Retirement Insurance	DHHS	128192.40	140805.95	22951.37	16.3	
51	13.804	D	Social Security--Special Benefits...Aged 72 and Over	DHHS	60.07	38.00			
51	13.805	D	Social Security--Survivors Insurance	DHHS	38300.00	41966.00	7595.65	18.1	
51	13.807	D	Supplemental Security Income	DHHS	8539.30	9815.00	2080.78	21.2	
52	13.714	A	Medical Assistance Program	DHHS	22677.39	2120.74	5063.62	16.4	
52	13.773	C	Medicare--Hospital Insurance	DHHS	47710.00	43403.84	9163.91	16.4	

APPENDIX III

APPENDIX III

Econ. dev. code	Program number	Object code	Program	Agency	Catalog FY85 total	Catalog FY87 total	Rural share	Per-cent rural	Foot- notes
----- (millions) -----									
52	13.774	C	Medicare--Supplementary Medical Insurance	DHHS	21827.89	29931.83	5028.55	16.8	
54	13.780	A	Family's Support Payments to States--Assistance Payments	DHHS	8539.89	10135.56	1074.37	10.6	
54	13.782	B	Assistance Payments--Research	DHHS	2.57	3.43			
54	13.783	A	Child Support Enforcement	DHHS	576.56	730.28	80.33	11.0	
54	13.784	B	Child Support Enforcement Research	DHHS	0.46	0.94			
54	13.785	B	Child Support Enforcement Interstate Grants	DHHS	7.00	11.57			
55	10.551	C	Food Stamps	USDA	10775.84	10516.87	2071.82	19.7	
55	10.553	A	School Breakfast Program	USDA	407.00	468.27			
55	10.555	A	National School Lunch Program	USDA	2659.11	3000.84			
55	10.556	A	Social Milk Program for Children	USDA	15.51	17.45			
55	10.557	A	Special Supp. Food Program...Women, Infants, and Children	USDA	1504.23	1661.55			
55	10.558	A	Child Care Food Program	USDA	434.35	551.31			
55	10.559	A	Summer Food Service Program for Children	USDA	115.10	127.97			
55	10.560	A	State Adm. Expenses for Child Nutrition	USDA	46.88	49.79			
55	10.561	A	State Adm. Matching Grants for Food Stamp Programs	USDA	912.30	993.24			
55	10.564	A	Nutrition Education and Training Program	USDA	5.00	4.99			
55	10.565	A,B	Commodity Supplemental Food Program	USDA	35.09	41.07			
55	10.566	C	Nutrition Assistance for Puerto Rico	USDA	825.00	852.75			
55	10.567	B	Food Distribution Program on Indian Reservations	USDA	14.62	14.81			
55	10.568	A	Temporary Emergency Food Assistance (Adm. Costs)	USDA	56.76	50.00			
55	13.795	A,C	Community Services Block Grant...Food and Nutrition	DHHS		2.50			b
56	17.225	A,D	Unemployment Insurance	DOL	17535.46	17156.25			
Subtotal					330391.94	366928.08	58952.67		
1987 Total Dollars for Programs with Rural Shares						341881.35			
Percent of Program Funds to Rural Counties								17.2	

SPECIAL GROUPS

61	17.801	A	Disabled Veterans Outreach Program	DOL	\$ 59.20	\$ 68.14			
61	17.802	B	Veterans Employment Program	DOL	9.67	10.06			
61	17.804	A	Local Veterans Employment Representative Program	DOL	50.35	56.23			
61	64.014	A	Veterans State Domiciliary Care	VA	11.84	13.92	\$ 2.20	15.8	
61	64.015	A	Veterans State Nursing Home Care	VA	48.28	54.29	12.43	22.9	
61	64.016	A	Veterans State Hospital Care	VA	3.12	3.30	0.00	0.1	
61	64.100	C	Automobiles and Adaptive Equipment for Certain Disab. Vets.	VA	14.89	16.01	2.21	13.8	
61	64.101	C	Burial Expenses Allowance for Veterans	VA	132.57	125.07	27.27	21.8	
61	64.102	D	Compensation for Service-Connected Deaths for Dependents	VA	31.51	23.76	7.06	29.7	
61	64.104	D	Pension for Non-Service-Connected Disability for Veterans	VA	2509.98	2478.15	758.31	50.0	
61	64.105	D	Pension to Veterans Surviving Spouses, and Children	VA	1336.88	1314.49	365.43	27.8	
61	64.106	C	Specially Adapted Housing for Disabled Veterans	VA	15.81	14.36	2.10	14.0	
61	64.109	D	Veterans Compensation for Service-Connected Disability	VA	8274.28	8428.42	1601.40	9.0	
61	64.110	D	Veterans Dependency and Indemnity Compensation...	VA	1926.48	2038.55	352.67	17.3	
61	64.111	C	Veterans Educational Assistance	VA	885.04	522.07	69.96	13.4	
61	64.116	C,D	Vocational Rehabilitation for Disabled Veterans	VA	107.48	105.95	16.53	15.0	
61	64.117	C	Dependents' Educational Assistance	VA	144.74	116.39	18.74	16.1	
61	64.120	C	Post-Vietnam Era Veterans' Educational Assistance	VA	83.27	109.51	19.50	11.0	
61	64.121	C	Veterans' Job Training Act	VA	58.92	36.75			
61	64.123	C	Vocational Training...Veterans Receiving VA Pension	VA		0.30			
61	64.124	C	All-Volunteer Force Educational Assistance	VA	0.00	0.11			
61	64.202	C	Procurement of Headstones and Markers	VA	16.65	16.87			
61	64.203	B	State Cemetery Grants	VA	1.03	6.53			
61	84.064	C	Higher Education--Veterans Education Outreach Program	DOED	3.00	3.00	0.16	5.2	
62	13.631	B	Administration on Dev. Disabilities--National Significance	DHHS	2.70	2.50	0.15	5.3	
62	13.632	B	Admin...Developmental Disabilities--University Affiliated	DHHS	9.00	9.19	0.36	3.9	
62	84.009	A	Education of Handicapped Children in State...Schools	DOED	150.17	150.17			

APPENDIX III

APPENDIX III

Econ. Pro-		Object code	Program	Agency	Catalog	Catalog	Per-		Foot-
dev.	gram				FY85	FY87	Rural	cent	
code	number	code			total	total	share	Rural	Notes
----- (millions) -----									
62	84.023	B	Handicapped--Innovation and Development	DOED	16.00	18.00	0.54	5.0	
62	84.024	B	Handicapped Early Childhood Education	DOED	22.50	24.47	2.72	11.1	
62	84.025	B	Handicapped Education--Deaf-Blind Centers	DOED	15.00	15.00	0.00	0.0	
62	84.026	B,C	Handicapped Media Services and Captioned Files	DOED	16.50	13.80	6.00	0.0	
62	84.027	A	Handicapped--State Grants	DOED	1245.42	1338.00			
62	84.028	B	Handicapped Regional Resource and Federal Centers	DOED	6.00	6.70			
62	84.029	B	Special Education Personnel Development	DOED	61.00	67.75	3.05	4.5	
62	84.030	B	Clearinghouse for the Handicapped Program	DOED	1.00	1.20	0.00	0.0	
62	84.078	B	Postsecondary Education Programs for Handicapped Persons	DOED	5.30	5.90	2.50	39.0	
62	84.08f	B	Handicapped Education--Severely Handicapped Program	DOED	4.36	5.30	0.00	0.0	
62	84.126	A	Rehabilitation Services--Basic Support	DOED	1100.00	1277.79			
62	84.128	B	Rehabilitation Services--Service Projects	DOED	33.52	47.96			
62	84.129	B	Rehabilitation Training	DOED	22.00	28.65			
62	84.133	B	National Institute...Disability and Rehabilitation Research	DOED	34.26	48.50	1.00	2.2	
62	84.155	A	Removal of Architectural Barriers to the Handicapped	DOED	0.00	39.00			
62	84.158	B	Secondary Educat. and Transitional Serv./Handicapped Youth	DOED	0.33	7.30	0.40	5.5	
62	84.159	B	Handicapped--Special Studies	DOED	3.17	3.80			
62	84.160	B	Training Interpreters for Deaf Individuals	DOED	0.90	0.90			
62	84.161	A	Client Assistance for Handicapped Individuals	DOED	6.30	7.10			
62	84.173	A	Handicapped--Preschool Incentive Grant	DOED	2.63	180.30			
62	84.180	B	Technology, Educational Media...for the Handicapped	DOED		4.70			
62	84.181	B	Handicapped Infants and Toddlers	DOED		50.00			
62	84.187	A	Supported Employment Services for...Severe Handicaps	DOED		25.00			
63	13.806	D	Special Benefits for Disabled Coal Miners	DHMS	1027.13	950.25	358.24	37.7	
63	13.965	B	Coal Miners' Respiratory Impairment...Services	DHMS	3.30	3.40			
63	17.307	D	Coal Mine Workers' Compensation	DOL	583.42	593.20	232.53	39.2	
64	11.801	B	American Indian Program	DOC		1.58			
64	13.123	B	Health Professions Prerequisite Scholarship...for Indians	DHMS	0.77	1.07			
64	13.228	B	Indian Health Services--Health Management Devel. Program	DHMS	9.19	9.82	4.80	48.9	
64	13.612	B	Native American Programs--Financial Assistance Grants	DHMS	27.30	27.30	11.85	43.4	
64	13.655	B	Spec. Progs. for the Aging--...Part "A" Indian Programs	DHMS	7.50	7.44	5.19	69.8	
64	13.661	B	Native American Programs--Research, Demo. and Evaluation	DHMS	0.70	0.69	0.47	68.5	
64	13.662	B	Native American Programs--Training and Tech. Assistance	DHMS	1.00	1.00	0.12	11.5	
64	13.970	B	Health Professions Recruitment Program for Indians	DHMS	0.53	0.56			
64	13.971	B	Health Professions Prerequisite Scholarship Program...Indians	DHMS	1.20	0.89	0.00	0.0	
64	13.972	B	Health Professions Scholarship Program for Indians	DHMS	4.61	3.51	0.00	0.0	
64	14.223	B	Indian Community Development Block Grant Program	DHMD	50.00	26.64	14.71	55.2	
64	15.103	D	Indian Social Services--Child Welfare Assistance	DOI	14.74	14.47			
64	15.108	B	Indian Employment Assistance	DOI	25.79	26.70			
64	15.113	D	Indian Social Services--General Assistance	DOI	66.63	67.49			
64	15.114	B	Indian Education--Higher Education Grant Program	DOI	26.87	31.17			
64	15.130	C	Indian Education--Assistance to Schools	DOI	25.67	20.25			
64	15.141	B	Indian Housing Assistance	DOI	22.74	22.61			
64	15.142	B	Self Determination Grants--Indian Tribal Governments	DOI	15.82	7.76	4.25	54.8	
64	15.143	B	Training and Technical Assistance--Indian Tribal Govs.	DOI	1.64	4.77			
64	15.144	B	Indian Child Welfare Act--Title II Grants	DOI	8.82	8.81			
64	15.145	B,C	Indian Grants--Economic Development	DOI	0.00	7.49			
64	17.251	A	Native American Employment and Training Programs	DOL	62.24	61.48	25.33	41.2	
64	30.009	B	Employment Discrimination Proj. Contracts--Indian Tribes	EEOC	0.75				
64	84.060	B	Indian Education--Formula Grants to...Tribe: Schools	DOED	45.90	43.70	16.83	43.1	
64	84.061	B	Indian Education--Special Programs and Projects	DOED	10.98	7.91	3.47	43.9	
64	84.062	B	Indian Education--Adult Indian Education	DOED	2.94	3.00			
64	84.072	B	Indian Education--Grants to Indian Controlled Schools	DOED	4.41	3.50	2.00	57.3	
64	84.087	B	Indian Education--Fellowships for Indian Students	DOED	1.44	1.45	0.07	5.1	
64	84.101	B	Vocational Education--Indian and Hawaiian Natives	DOED	11.88	12.49	6.51	52.1	
64	84.101	B	Library Services for Indian Tribes and Hawaiian Natives	DOED	2.50	2.41			
64	84.169	A	Comprehensive Services for Independent Living	DOED	5.00	11.83			
65	57.001	D	Social Insurance for Retired Workers	RRB	6507.97	6709.00	1194.20	17.8	

APPENDIX III

APPENDIX III

Econ. dev. code	Program number	Object code	Program	Agency	Catalog	Catalog	Rural share	Per-cent rural	Foot- notes
					FY85 total	FY87 total			
----- (Millions) -----									
65	57.003	O	Benefits for Correll Employees	RRB	9.50			14.1	d
66	11.800	B	Minority Business Development Centers	DOC	26.04	26.62	0.67	2.5	
66	11.802	B	Minority Business and Industry Association...	DOC		3.95			m
66	16.201	C	Cuban and Haitian Entrant Resettlement Program	DOJ	34.39	23.04			
66	17.302	O	Longshore and Harbor Workers' Compensation	DOL	4.71	4.11	0.52	12.7	
66	20.513	B	Capital Assistance Program for Elderly and Handicapped...	DOE		34.84			b
66	21.006	C	Tax Counseling for the Elderly	DOTRES	2.00	2.40	0.13	5.3	
66	84.011	A	Migrant Education--Basic State Formula Grant Program	DOEO	257.46	257.46			
66	84.141	B	Migrant Education--High School Equivalency Program	DOEE	6.30	6.30	0.44	7.1	
66	84.144	B	Migrant Education--Interstate and Intrastate...Program	DOEO	7.07	7.07			
66	84.146	A	Transition Program for Refugee Children	DOED	16.60	15.89			
66	84.149	B	Migrant Education--College Assistance Migrant Program	DOEO	1.20	1.20	0.08	7.0	
66	84.162	A	Emergency Immigration Education	DOED	30.00	30.00			
66	84.177	B	Rehabilitation Services--...for Older Blind Individuals	DOEO	0.00	5.29			
Subtotal					27475.20	28114.26	5151.12		
1987 Total Dollars for Programs with Rural Shares						24115.09			
Percent of Program Funds to Rural Counties								21.4	

LOAN AND INSURANCE PROGRAMS

ECONOMIC DEVELOPMENT

11	59.002	E,F	Economic Injury Disaster Loans	SBA	\$ 150.13		\$ 0.00	61.8	o
11	59.003	F	Loans for Small Businesses (Guaranteed Loans)	SBA	42.50	\$ 23.92	3.04	12.7	
11	59.003	E	Loans for Small Businesses (Direct Loans)	SBA	15.44	18.57	1.47	7.9	
11	59.011	F	Small Business Investment Companies (Guaranteed Loans)	SBA	264.88	151.35	0.97	2.5	
11	59.011	E	Small Business Investment Companies (Direct Loans)	SBA	44.16	38.73	0.00	15.0	
11	59.012	E	Small Business Loans (Direct Loans)	SBA	77.38	0.00			
11	59.012	F	Small Business Loans (Guaranteed Loans)	SBA	2315.26	2231.57	394.99	17.7	
11	59.013	E	State and Local Development Company Loans (Direct Loans)	SBA	4.00	0.00			
11	59.013	F	State and Local Development Company Loans (Guar. Loans)	SBA	23.70	35.87	2.33	6.5	
11	59.016	F	Bond Guarantees for Surety Companies	SBA	959.10	957.40	148.40	15.5	
11	59.036	E,F	Certified Development Company Loans (503 Loans)	SBA	284.05	1.89	0.21	11.2	
11	59.039	E	Currency Fluctuation Economic Injury Loans	SBA	5.06			10.5	d
11	59.040	E	Federal Action Economic Injury Loans	SBA	45.66			71.0	d
11	59.041	F	Certified Development Company Loans (504 Loans)	SBA		354.70			b
12	10.422	F	Business and Industrial Loans	USDA	61.34	95.70	33.30	34.8	
12	10.434	F	Nonprofit National Corporations Loan and Grant Program (L)	USDA		19.14			b
12	11.301	F	Economic Development--Business Development Assistance	DOC	15.00	0.00	0.00	4.6	
Subtotal					4287.99	3928.84	584.71		
1987 Total Dollars for Programs with Rural Shares						3403.65			
Percent of Program Funds to Rural Counties								17.2	

AGRICULTURE/NATURAL RESOURCES

21	10.051	E	Commodity Loans and Purchases (Loans Only)	USDA	\$10185.97	\$16566.05	\$10039.03	60.6	
21	10.056	E	Storage Facilities and Equipment Loans	USDA	0.56	0.24	0.23	95.2	
21	10.404	F	Emergency Loans	USDA	490.88	113.61	81.57	71.8	
21	10.406	F	Farm Operating Loans	USDA	4706.55	3570.45	2606.45	73.0	
21	10.407	F	Farm Ownership Loans	USDA	726.52	399.42	285.98	71.6	

APPENDIX III

APPENDIX III

Econ. dev. code	Program number	Object code	Program	Agency	Catalog FY85 total	Catalog FY87 total	Rural share	Per-cent rural	Foot-notes
------(millions)-----									
21	10.450	G	Crop Insurance	USDA	702.83	682.72	216.42	31.7	
22	15.501	E	Distribution System Loans	DOI	0.98	0.40			
22	15.502	E	Irrigation Systems Rehabilitation and Betterment	DOI	26.54	3.54			
23	59.030	E	Small Business Energy Loans (Direct Loans)	SBA	0.12	0.00	0.00	0.0	
23	59.030	F	Small Business Energy Loans (Guaranteed Loans)	SBA	0.77	0.42	0.00	0.0	
23	81.056	F	Coal Loan Guarantees	DCE	0.00				
25	11.415	F	Fishing Vessel Obligation Guarantees	DOC	34.27	77.00	8.70	11.5	d
25	20.802	F	Federal Ship Financing Guarantees	DOT	20.25	0.00			
26	10.416	F	Soil and Water Loans	USDA	9.76	4.50	3.39	75.3	
27	20.803	G	Maritime War Risk Insurance	DOT	0.00	0.15			
Subtotal					16900.00	21418.50	13241.75		
1987 Total Dollars for Programs with Rural Shares						21413.99			
Percent of Program Funds to Rural Counties								61.8	
INFRASTRUCTURE									
31	10.423	E	Community Facilities Loans	USDA	\$ 115.00	\$ 95.70	\$ 48.14	50.5	
32	20.509	F	Railroad Rehab. and Improvement Guarantee of Obligations	DOT	2.50				
33	10.850	F	Rural Electrification Loans and Loan Guarantees	USDA	635.64	703.05	362.77	51.6	d
33	10.81	F	Rural Telephone Loans and Loan Guarantees	USDA	224.59	229.79	154.65	67.5	
33	10.652	E	Rural Telephone Bank Loans	USDA	167.77	185.12	69.42	37.5	
34	10.414	E	Resource Conservation and Development Loans	USDA	0.50	0.00	0.00	100.0	
34	10.41B	E	Water and Waste Disposal Systems for Rural Communities	USDA	340.00	350.38			
34	10.419	E	Watershed Protection and Flood Prevention Loans	USDA	2.23	0.15	0.07	46.5	
34	15.503	E	Small Reclamation Projects	DOI	36.14	51.13	0.00	0.0	
34	66.603	F	Loan Guarantees for Construction of Treatment Works	EPA					q
35	14.128	F	Mortgage Insurance--Hospitals	DHUD	691.18	624.25	31.64	5.1	
35	14.129	F	Mortgage Insurance--Nursing Homes Intermed. Care Facs...	DHUD	223.29	210.83	10.75	5.1	
35	59.008	E,F	Physical Disaster Loans	SBA	137.47	207.74	53.60	25.8	
35	83.100	G	Flood Insurance	FEMA	287.72	256.91	33.14	12.9	
35	84.142	E	Housing and Other Educational Facilities Loans	DOED	40.00	60.00	5.04	8.4	
Subtotal					2905.03	2955.05	769.42		
1987 Total Dollars for Programs with Rural Shares						2575.54			
Percent of Program Funds to Rural Counties								29.9	
HUMAN RESOURCES									
41	13.108	F	Health Education Assistance Loans	DHHS	\$ 271.00	\$ 221.46			
41	13.342	E	Health Professions Student Loans	DHHS	0.00	0.00			
41	13.364	E	Nursing Student Loans	DHHS	0.00	0.00			
41	84.032	F	Higher Education Act Insured Loans	DOED	8454.00	9266.00			
43	13.258	E	National Health Service Corps	DHHS					
43	13.973	E	Special Loans for NHS Corps Members to Enter Private Prac.	DHHS	0.50	0.16	\$ 0.00	0.0	r
43	14.116	F	Mortgage Insurance--Group Practice Facilities	DHUD	0.00	0.00			
44	10.405	F	Farm Labor Housing Loans and Grants (Loans)	USDA	7.59	10.65			
44	10.410	E	Very Low and Low Income Housing Loans	USDA	189.93	1155.35	595.01	51.5	
44	10.411	E	Rural Housing Site Loans	USDA	0.00	0.50	0.00	0.0	
44	10.415	F	Rural Rental Housing Loans	USDA	902.96	554.90	250.26	45.1	
44	10.417	E	Very Low-Income Housing Repair Loans and Grants (Loans)	USDA	7.90	5.85	3.69	65.3	
44	14.108	F	Rehabilitation Mortgage Insurance	DHUD	20.09	21.25	0.34	1.6	
44	14.110	F	Home Insurance--Financing Purchase of Manufactured Homes	DHUD					s
44	14.112	F	Mortgage Insurance--Construction...Condominium Projects	DHUD	4.18	1.26			

APPENDIX III

APPENDIX III

Econ. Pro- dev. gram code number	Object code	Program	Agency	Catalog FY85 total	Catalog FY87 total	Rural share	Per- cent rural	Foot- notes
----- (millions) -----								
44	14.115	F	Mortgage Insurance--Development					t
44	14.117	F	Mortgage Insurance--Homes	DHUD	15393.33	77072.18	3159.96	4.1
44	14.119	F	Mortgage Insurance--Homes for Disaster Victims	DHUD				v
44	14.120	F	Mortgage Insurance--Homes for Low and Mod. Income Families	DHUD	154.50	215.08	6.24	2.9
44	14.121	F	Mortgage Insurance--Homes in Outlying Areas	DHUD				v
44	14.122	F	Mortgage Insurance--Homes in Urban Renewal Areas	DHUD	3.83	2.72	0.00	0.0
44	14.123	F	Mortgage Insurance--Housing in Older, Declining Areas	DHUD	136.24	83.45	0.00	0.0
44	14.124	F	Mortgage Insurance--Investor Sponsored Cooperative Housing	DHUD				t
44	14.125	F	Mortgage Insurance--Land Development	DHUD	21.06	31.83	0.00	0.0
44	14.126	F	Mortgage Insurance--Management Type Cooperative Projects	DHUD	1.31	0.00		
44	14.127	F	Mortgage Insurance--Manufactured (Mobile) Home Parks	DHUD				w
44	14.130	F	Mortgage Insurance--Purchase by Homeowners...From Lessors	DHUD	0.14	0.03		
44	14.132	F	Mortgage Insurance--Purchase of Sales-Type Cooperative...	DHUD				x
44	14.133	F	Mortgage Insurance Purchase of Units in Condominiums	DHUD	802.68	4951.97	39.62	0.8
44	14.134	F	Mortgage Insurance--Rental Housing	DHUD				t
44	14.135	F	Mortgage Insurance--Rental Housing for Mod. Income Families	DHUD				y
44	14.137	F	Mortgage Insurance--Rental and Cooperative Housing	DHUD	1028.37	651.36	13.68	2.1
44	14.138	F	Mortgage Insurance--Rental Housing for the Elderly	DHUD	0.00	1.38		
44	14.139	F	Mortgage Insurance--Rental Housing in Urban Renewal Areas	DHUD	65.25	209.56		
44	14.140	F	Mortgage Insurance--Special Credit Risks	DHUD	0.17	0.00	0.00	0.0
44	14.141	E	Sec. 106(b) Nonprofit Sponsor Assistance Program	DHUD	0.46	1.00	0.12	12.0
44	14.142	F	Property Improvement Loan Insurance...	DHUD	972.14	496.88	69.43	18.0
44	14.151	F	Supplemental Loan Insurance--Multifamily Rental Housing	DHUD	72.30	1.72	0.00	0.0
44	14.155	F	Mortgage Insurance--Multifamily Housing Projects	DHUD	43.90	27.83	0.00	0.0
44	14.157	E	Housing for the Elderly or Handicapped	DHUD	596.95	556.73	51.22	9.2
44	14.159	F	Section 245 Graduated Payment Mortgage Program	DHUD	1271.00	1011.34	13.15	1.3
44	14.161	F	Single-Family Home Mortgage Coinsurance	DHUD	148.85	438.35	5.26	1.2
44	14.162	F	Mortgage Insurance--Combination and Manufac. Home Lot...	DHUD				s
44	14.163	F	Mortgage Insurance--Cooperative Financing	DHUD				v
44	14.165	F	Mortgage Insurance--Homes--Military Impacted Areas	DHUD	1.48	8.06	0.00	0.0
44	14.166	F	Mortgage Insurance--Homes for Members of the Armed Services	DHUD	1.00	4.14	0.00	0.0
44	14.167	F	Mortgage Insurance--Two Year Operating Loss Loans	DHUD	2.40	5.56	0.03	0.6
44	14.172	F	Mortgage Insurance--Growing Equity Mortgages	DHUD				ac
44	14.173	F	Multifamily Coinsurance	DHUD	689.45	2708.50		
44	14.175	F	Adjustable Rate Mortgages	DHUD				v
44	14.176	F	Coinsurance for...Construction...Multifamily Housing	DHUD	0.00			ac
44	14.220	E	Section 312 Rehabilitation Loans	DHUD	75.01	63.78	1.26	2.0
44	14.507	F	Mortgage Insurance--Experimental Homes	DHUD				ee
44	14.508	F	Mortgage Ins.--Experimental Projects Other Than Housing	DHUD				q
44	14.509	F	Mortgage Insurance--Experimental Rental Housing	DHUD				af
45	59.031	F	Small Business Pollution Control Financing Guarantee	SBA	7.40	3.90	0.00	0.0
45	66.702	F	Asbestos Hazards Abatement (Schools) Assistance (DL)	EPA	31.20	29.00		
48	45.201	G	Arts and Artifacts Indemnity	NFAH	0.00	0.00		
48	86.001	G	Pension Plan Termination Insurance	PBGC	162.31	474.76	38.29	8.1
Subtotal					33150.88	100286.65	4267.58	
1987 Total Dollars for Programs with Rural Shares						87674.34		
Percent of Program Funds to Rural Counties							4.9	
SPECIAL GROUPS								
61	59.038	E	Veterans Loan Program	SBA	\$ 8.64	\$ 19.00		
61	64.103	E,G	Life Insurance for Veterans	VA	123.16	1878.61	\$ 266.76	14.2
61	64.114	F	Veterans Housing--Guaranteed and Insured Loans	VA	11262.76	34783.52	1704.39	4.9
61	64.118	E	Veterans Housing--Direct Loans for Disabled Veterans	VA	0.22	0.03	0.02	0.0
61	64.119	F	Veterans Housing--Manufactured Home Loans	VA	188.0	116.53	19.34	16.6

Econ. dev. code	Program number	Object code	Program	Agency	Catalog FY85 total	Catalog FY87 total	Rural share	Percent rural	Foot-notes
------(millions)-----									
62	59.021	F	Handicapped Assistance Loans (Guaranteed Loans)	SBA	0.83	0.32	0.08	24.8	
62	59.021	E	Handicapped Assistance Loans (Direct Loans)	SBA	23.64	9.49	2.36	24.9	
64	10.421	F	Indian Tribes and Tribal Corporation Loans	USDA	1.41	2.00	1.98	98.9	
64	15.123	E	Indian Loans--Claims Assistance	DOI	0.32	0.30			
64	15.124	E,F	Indian Loans--Economic Development	DOI	59.13	46.13			
66	81.063	E	Office of Minority Economic Impact Loans	DOE	0.01	0.90			
Subtotal					<u>11669.11</u>	<u>36856.83</u>	<u>1994.93</u>		
1987 Total Dollars for Programs with Rural Shares							36790.50		
Percent of Program Funds to Rural Counties								5.4	

- a. Each time the "Percent rural" column is empty, it signifies that the subject program was not included in the CFFR. Therefore, USDA could not develop Beale codes for the program, and we could not calculate the rural percentage to determine what part of program funds went to rural areas. The "Rural share" column will also be blank for such programs.
- b. This program did not appear in the 1986 Catalog, which was our source of program information for fiscal year 1985.
- c. According to the Catalog, obligations for this program are reported under program 11.300.
- d. This program does not appear in the 1988 Catalog, which was our source of program information for fiscal year 1987. The Catalog indicates that the program has been deleted.
- e. According to the 1988 Catalog, this is the current name for this program. It also states that fiscal year 1987 obligations are not separately identifiable.
- f. The Catalog does not provide financial data for this program.
- g. This program does not appear in the Catalog. However, it is an important rural development-type program. We have, therefore, included information obtained from the U.S. Budget Appendix.
- h. The Catalog showed only "Salaries and Expenses," not grants, payments, or loans for this program.
- i. According to the 1988 Catalog, this program was incorporated in program 47.071 in 1987.
- j. According to the Catalog, this program was added in 1986. Funding is included in the total for program 14.156 and is not separately identified.
- k. According to the Catalog, this figure includes obligations for programs 14.851 and 14.852.
- l. According to the Catalog, obligations for this program are reported under program 14.850.
- m. According to the Catalog, this program was part of program 11.800 through 1985; therefore, the fiscal year 1985 obligations for this program are reported under program 11.800.
- n. The 1988 Catalog indicates that fiscal year 1987 obligations for this program are reported (and not separately identifiable) under program 20.002.
- o. The Catalog states that for fiscal year 1987, obligations (loans) for this program are included in program 59.008.
- p. The amounts shown for this program may include obligations for other than loans; the Catalog does not provide a breakout for its program.
- q. The Catalog states that obligations (mortgages insured) for this program are reported under Program 14.509.
- r. This program primarily funds salaries and expenses for government workers. However, both in fiscal years 1985 and 1986, it made loans of \$10,000. No loans were made in fiscal year 1987, but the Catalog estimated loans of about \$479,000 for fiscal year 1988 and about \$30,000 for fiscal year 1989.

- s. According to the Catalog, obligations (loans) for this program are included under program 14.142.
- t. According to the Catalog, obligations (mortgages insured) for this program are reported under program 14.126.
- u. According to the Catalog, the obligations (mortgages insured) shown for this program include funding for programs 14.119 and 14.121.
- v. According to the Catalog, obligations (mortgages insured) for this program are reported under program 14.117.
- w. According to the Catalog, the obligations (mortgages insured) shown for this program include funding for programs 14.124 and 14.132. In fiscal year 1987, no mortgages were insured for programs 14.124 and 14.126 and no units were insured for program 14.132. Cumulative totals through September 30, 1987, were 512 projects with 70,401 units insured with a value of \$963.6 million for programs 14.124 and 14.126 and 33,918 home mortgages insured with a value of \$429.6 million for program 14.132.
- x. According to the Catalog, obligations (mortgages insured) for this program are reported under program 14.134.
- y. According to the Catalog, obligations (mortgages insured) for this program include funding for program 14.127.
- z. According to the Catalog, obligations (mortgages insured) for this program are reported under program 14.137.
- aa. According to the Catalog, the obligations (mortgages insured) shown for this program include funding for program 14.135. Because of this combination a consolidated share percentage was computed using information from the CFFR.
- ab. According to the Catalog, the obligations (loans insured) shown for this program include funding for programs 14.110 and 14.162. Because of this combination, a consolidated share percentage was computed using information from the CFFR.
- ac. According to the Catalog, obligations (mortgages insured) for this program are reported under program 14.159.
- ad. According to the Catalog, this program was consolidated into program 14.173 in 1987.
- ae. For this program, the Catalog states that "Mortgages are insured and experimental features are guaranteed to the homeowner. No direct funding or subsidies are provided for the project." The 1988 Catalog reports that cumulative totals for the program are about 600 units insured with a value of about \$10 million.
- af. For this program, the Catalog states that "Mortgages are insured and experimental features are guaranteed. No funds or subsidies are available." The 1988 Catalog reports that cumulatively a total of about 5,000 units (under programs 14.508 and 14.509) have been insured for a total of \$100 million in mortgages since the program's inception.

OBJECTIVES, ELIGIBILITY REQUIREMENTS, AND OTHER
INFORMATION ON RURAL DEVELOPMENT-TYPE PROGRAMS

This appendix provides information on the programs discussed in section 4. This information was excerpted from the data tape used by the General Services Administration in preparing the Catalog of Federal Domestic Assistance. We selected those elements that we believed would provide information needed by a reader interested in learning more about a specific program. We did not audit any of the budget figures or descriptive data, except for some minor editing.

10.064 FORESTRY INCENTIVES PROGRAM

FEDERAL AGENCY: Agricultural Stabilization and Conservation Service (ASCS), Department of Agriculture

AUTHORIZATION: Cooperative Forestry Assistance Act of 1978, Public Law 95-313.

OBJECTIVES: To bring private nonindustrial forest land under intensified management; to increase timber production; to assure adequate supplies of timber; and to enhance other forest resources through a combination of public and private investments on the most productive sites on eligible individual or consolidated ownerships of efficient size and operation.

TYPES OF ASSISTANCE: Direct Payments for Specified Use.

ELIGIBILITY REQUIREMENTS: Applicant Eligibility: A private individual, group, association, Indian tribe or other native group, corporation (except corporations whose stocks are publicly traded) or other legal entity which owns "nonindustrial" private forest lands capable of producing industrial wood crops is eligible to apply for cost-sharing assistance. Cost-share agreements are limited to eligible ownerships of land of not more than 1,000 acres except by special approval. This program is available to eligible landowners in the United States or any commonwealth, territory or possession of the United States. Beneficiary Eligibility: A private individual, group, association, Indian tribe or other native group, corporation (except corporations whose stocks are publicly traded) or other legal entity which owns "nonindustrial" private forest lands capable of producing industrial wood crops is eligible to apply for cost-sharing assistance. Cost-share agreements are limited to eligible ownerships of land of not more than 1,000 acres except by special approval. This program is available to eligible landowners in the United States or any commonwealth, territory or possession of the United States. Credentials/Documentation: Identification as an eligible person, and proof of contribution to the cost of performing the practice. This program is excluded from coverage under Office of Management and Budget (OMB) Circular No. A-87.

FINANCIAL INFORMATION: Account Identification: 12-3336-0-1-302. Obligations: (Direct payments) FY 87 \$11,925,245;

FY 88 est \$13,571,000; and FY 89 est \$0. Range and Average of Financial Assistance: \$5 to \$10,000 per year; \$1,600.

INFORMATION CONTACTS: Regional or Local Office: Consult the local telephone directory for location of the ASCS county office. If no listing, get in touch with appropriate ASCS State office listed in the Catalog. Headquarters Office: Conservation and Environmental Protection Division, Agricultural Stabilization and Conservation Service, Department of Agriculture, P.O. Box 2415, Washington, DC 20013. Telephone: (202) 447-6221. (Use same 7-digit number for FTS.)

10.405 FARM LABOR HOUSING LOANS AND GRANTS (LABOR HOUSING)

FEDERAL AGENCY: Farmers Home Administration (FmHA), Department of Agriculture

AUTHORIZATION: Housing Act of 1949, as amended, Sections 514 and 516, Public Laws 89-117 and 89-754, 42 U.S.C 1484 and 1486.

OBJECTIVES: To provide decent, safe, and sanitary low-rent housing and related facilities for domestic farm laborers.

TYPES OF ASSISTANCE: Project Grants; Guaranteed/Insured Loans.

ELIGIBILITY REQUIREMENTS: Applicant Eligibility: Loans are available to farmers, family farm partnership, family farm corporation, or an association of farmers. Loans and grants are available to States, Puerto Rico, the U.S. Virgin Islands, political subdivisions of States, broad-based nonprofit organizations, federally recognized Indian tribes and nonprofit corporations of farm workers. Grants are available to eligible applicants only when there is a pressing need and when it is doubtful that such facilities could be provided unless grant assistance is available. Beneficiary Eligibility: A domestic farm laborer is any person who receives a substantial portion of his/her income as a laborer on a farm in the United States and either (1) is a citizen of the United States, or (2) has been legally admitted for permanent residency. Credentials/Documentation: The applicant must furnish factual evidence of the following: (a) The number of domestic farm laborers currently being used in the area, (b) the kind of labor performed, (c) the future

need for domestic farm labor in the area, (d) the kind, condition, and adequacy of housing presently used for such labor, (e) ownership of presently occupied housing, (f) ability of workers to pay necessary rent, and (g) with the exception of State and local public agencies, be unable to provide housing from its own resources or credit on terms and conditions that would enable the applicant to provide labor housing. Costs will be determined in accordance with OMB Circular No. A-87 for State and local governments.

FINANCIAL INFORMATION: Account Identification: (Grants) 12-2004-0-1-604; (Loans) 12-4141-0-3-371. Obligations: (Loans) FY 87 \$10,675,129; FY 88 est \$11,480,000; and FY 89 est \$0. (Grants) FY 87 \$10,854,720; FY 88 est \$7,135,000; and FY 89 est \$11,701. Range and Average of Financial Assistance: Initial Grants \$135,000 to \$2,300,000; \$1,104,120. Initial Loans to individuals \$20,000 to \$200,000; \$34,500. Initial Loans to organizations \$165,000 to \$670,000; \$292,753.

INFORMATION CONTACTS: Regional or Local Office: Consult your local telephone directory for FmHA District Office number. If no listing, contact appropriate FmHA State Office listed in the Catalog. Headquarters Office: Multi-Family Housing Processing Division, Farmers Home Administration, Department of Agriculture, Washington, DC 20250. Telephone: (202) 382-1604. (Use same 7 digit number for FTS.)

10.410 VERY LOW AND LOW INCOME HOUSING LOANS (SECTION 502 RURAL HOUSING LOANS)

FEDERAL AGENCY: Farmers Home Administration, Department of Agriculture

AUTHORIZATION: Housing Act of 1949, Title V, Section 502, as amended, Public Law 89-117, 42 U.S.C. 1471, et seq; Public Law 92-310, 42 U.S.C. 1480, 42 U.S.C. 1472; Public Law 98-51; Public Law 100-233; Amendment of Consolidated Farm and Rural Development Act of 1987, Section 601.

OBJECTIVES: To assist lower-income rural families to obtain decent, safe, and sanitary dwellings and related facilities. Subsidized funds are available only for low- and very low-income applicants. Nonsubsidized funds are available to low- and very low-income borrowers who do not qualify for interest credit assistance and to moderate-income borrowers only for 1) subsequent loans for repair and rehabilitation;

and 2) subsequent loans in connection with transfers by assumption or credit sales. Also, nonsubsidized funds (other than servicing) are available for very low- and low-income applicants who are otherwise eligible for assistance, but, based on the amount of the loan requested, the interest credit assistance formula resulted in no interest credit. The funds are for loans for new or existing construction not currently financed or owned by FmHA.

TYPES OF ASSISTANCE: Direct Loans.

ELIGIBILITY REQUIREMENTS: Applicant Eligibility: An applicant must be without adequate resources to provide housing on his own account, or related facilities. The applicant must be unable to secure the necessary credit from other sources at prevailing terms and conditions for residential type financing; be a citizen of the United States or reside in the United States after having been legally admitted for permanent residence or on indefinite parole; have adequate and dependable available income to meet operating and family living expenses, including taxes, insurance and maintenance, and repayments on debts including the proposed loan. Applicants must be eligible for interest credit and income may not exceed the low-income limits set forth in FmHA Instructions. Low-income limits, based on 80 percent of an area's median income, range from \$11,500 to \$18,000, except in the high cost area of Alaska where the range is from \$24,000 to \$27,000. The very low-income limits are according to the size of household as is established by the Department of Housing and Urban Development (HUD) for the county or Metropolitan Statistical Area (MSA) where the property is or will be located. Beneficiary Eligibility: An applicant must be an owner, or when the loan is closed, become the owner of a dwelling and the site on which it is located, in a rural area. Be a citizen of the United States or reside in the United States after having been legally admitted for permanent residence or on indefinite parole. Have adequate and dependable available income to meet operating and family living expenses, including taxes, insurance and maintenance, and repayments on debts including the proposed loan; be without adequate housing or with sufficient resources to provide on his own account the necessary housing, or related facilities; and, be unable to secure the necessary credit from other sources at prevailing terms and conditions for residential type financing. Applicants must be eligible for interest credit and income may not exceed the low-income limits set forth in FmHA Instructions. Low-income limits, based on 80 percent of an area's median income, range from

\$11,500 to \$18,000, except in the high cost area of Alaska where the range is from \$24,000 to \$27,000. Credentials/Documentation: Applicants may need to submit evidence of inability to obtain credit elsewhere, verification of income and debts, plans, specifications, and cost estimates. This program is excluded from coverage under OMB Circular No. A-87.

FINANCIAL INFORMATION: Account Identification: 12-4141-0-3-371. Obligations: (Loans) FY 87 \$1,155,346,650; FY 88 \$1,339,800,000, and FY 89 est \$0 for unsubsidized low or moderate-income loans for servicing and repairs. Range and Average of Financial Assistance: \$1,000 to \$82,000; \$40,920 for new construction and \$37,414 for existing cost.

INFORMATION CONTACTS: Regional or Local Office: Consult your local telephone directory for FmHA county office number. If no listing, contact appropriate Farmers Home Administration State Office listed in the Catalog. Headquarters Office: Administrator, Farmers Home Administration, Department of Agriculture, Washington, DC 20250. Telephone: (202) 447-7967. (Use same 7-digit number for FTS.)

10.415 RURAL RENTAL HOUSING LOANS

FEDERAL AGENCY: Farmers Home Administration, Department of Agriculture

AUTHORIZATION: Housing Act of 1949, as amended, Sections 515 and 521, Public Law 89-117, 42 U.S.C. 1485, 1490a.

OBJECTIVES: To provide economically designed and constructed rental and cooperative housing and related facilities suited for independent living for rural residents.

TYPES OF ASSISTANCE: Guaranteed/Insured Loans.

ELIGIBILITY REQUIREMENTS: Applicant Eligibility: Applicants may be individuals, cooperatives, nonprofit organizations, State or local public agencies or profit corporations, trusts, partnership, limited partnerships, and with the exception of State or local public agencies be unable to finance the housing either with their own resources or with credit obtained from private sources. However, applicants must be able to assume the obligations of the loan, furnish adequate security, and have sufficient income for repayment. They must also have the ability and intention of maintaining and

operating the housing for purposes for which the loan is made. Loans may be made in communities up to 10,000 people in MSAs and communities up to 20,000 population in rural areas. Applicants in towns of 10,000 to 20,000 should check with local FmHA office to determine if agency can serve them. Assistance is available to eligible applicants in States, Puerto Rico, the Virgin Islands, Guam, American Samoa, the Northern Marianas, and the Trust Territory of the Pacific Islands. Beneficiary Eligibility: Occupants must be low- to moderate-income families senior citizens or handicapped. Credentials/Documentation: Applicant must furnish evidence of the following: (a) A comprehensive market analysis showing the need for such service; (b) a legal capacity to incur the obligation and operate the housing; (c) a sound budget; (d) inability to obtain necessary funds from other sources on terms and conditions that would enable the applicant to rent the units for amounts that are within payment ability of eligible low- and moderate-income, senior citizen, or handicapped occupants. This program is excluded from coverage under OMB Circular No. A-87.

FINANCIAL INFORMATION: Account Identification: 12-4101-0-3-371. Obligations: (Loans) FY 87 \$554,898,881; FY 88 est \$554,900,000; and FY 89 est \$0. Range and Average of Financial Assistance: Initial insured loans to individuals, \$60,000 to \$450,000; \$250,000. Initial insured loans to organizations, \$75,000 to \$2,000,000; \$750,000.

INFORMATION CONTACTS: Regional or Local Office: Consult your local telephone directory for FmHA county or district office number. If no listing, get in touch with appropriate FmHA State office listed in the Catalog. Headquarters Office: Administrator, Farmers Home Administration, Department of Agriculture, Washington, DC 20250. Telephone: (202) 382-1604. (Use same 7-digit number for FTS.)

10.417 VERY LOW-INCOME HOUSING REPAIR LOANS AND GRANTS
(SECTION 504 RURAL HOUSING LOANS AND GRANTS)

FEDERAL AGENCY: Farmers Home Administration, Department of Agriculture

AUTHORIZATION: Housing Act of 1949, Title V, Section 504, as amended, Public Laws 89-117, 89-754, and 92-310, 42 U.S.C. 1474.

OBJECTIVES: To give very low-income rural homeowners an opportunity to make essential repairs to their homes to make them safe and to remove health hazards to the family or the community.

TYPES OF ASSISTANCE: Direct Loans; Project Grants.

ELIGIBILITY REQUIREMENTS: Applicant Eligibility: Applicant must own and occupy a home in a rural area; be without sufficient income to qualify for a Section 502 loan; have sufficient income to repay the loan; and be a citizen of the United States or reside in the United States after having been legally admitted for permanent residence or on indefinite parole. Grant recipients must be 62 years of age or older and be unable to repay the part of the assistance received as a grant. Applicant's income may not exceed the very low-income limit set forth in FmHA Instructions. Very low-income limits range from \$5,000 to \$11,500, depending on an area's median income. Beneficiary Eligibility: Applicant must own and occupy a home in a rural area; be without sufficient income to qualify for a Section 502 loan; have sufficient income to repay the loan; and be a citizen of the United States or reside in the United States after having been legally admitted for permanent residence or on indefinite parole. Grant recipients must be 62 years of age or older and be unable to repay the part of the assistance received as a grant. Applicant's income may not exceed the very low-income limit set forth in FmHA Instructions. Very low-income limits range from \$5,000 to \$11,500, depending on an area's median income. Credentials/Documentation: Evidence of ownership and verification of income and debts. This program is excluded from coverage under OMB Circular No. A-87.

FINANCIAL INFORMATION: Account Identification: (Loans) 12-4141-0-3-371; (Grants) 12-2064-0-1-604. Obligations: (Loans; FY 87 \$5,848,000; FY 88 est \$11,330,000; and FY 89 est \$0. (Grants) FY 87 \$13,890,828; FY 88 est \$12,500,000; and FY 89 est \$0. Range and Average of Financial Assistance: Loans--\$200 to \$7,500; \$3,233; Grants--\$200 to \$5,000; \$3,076.

INFORMATION CONTACTS: Regional or Local Office: Consult your local telephone directory for FmHA county office number. If no listing, get in touch with appropriate FmHA State office listed in the Catalog. Headquarters Office: Administrator, Farmers Home Administration, Department of Agriculture, Washington, DC 20250. Telephone: (202) 447-7967. (Use same 7-digit number for FTS.)

10.418 WATER AND WASTE DISPOSAL SYSTEMS FOR RURAL COMMUNITIES

FEDERAL AGENCY: Farmers Home Administration, Department of Agriculture

AUTHORIZATION: Consolidated Farm and Rural Development Act, as amended, Section 306, Public Law 92-419, 7 U.S.C. 1926.

OBJECTIVES: To provide basic human amenities, alleviate health hazards and promote the orderly growth of the rural areas of the nation by meeting the need for new and improved rural water and waste disposal facilities.

TYPES OF ASSISTANCE: Project Grants; Direct Loans.

ELIGIBILITY REQUIREMENTS: Applicant Eligibility: Municipalities, counties, and other political subdivisions of a State, such as districts and authorities; associations, cooperatives, and corporations operated on a not-for-profit basis; and Indian tribes on Federal and State reservations and other federally recognized Indian tribes. Facilities shall primarily serve rural residents. The service area shall not include any area in any city or town having a population in excess of 10,000 inhabitants according to the latest decennial census of the United States. The applicant must: (1) Be unable to finance the proposed project from its own resources or through commercial credit at reasonable rates and terms; and (2) have the legal authority necessary for constructing, operating, and maintaining the proposed facility or service, and for obtaining, giving security for, and repaying the proposed loan. Plans and specifications must be developed to comply with State and local health and pollution regulations and other requirements. Grants are made only when necessary to reduce the average annual benefited user charges to a reasonable level. Normally, grants are considered only when the debt service portion of the cost to grant-eligible users exceeds the following percentages of median household incomes (MHI) for the applicant service area; .5 percent when the MHI of the service area is below the poverty line or below 80 percent (whichever is higher) of the State's nonmetropolitan household income (NMHI); 1.0 percent when the MHI of the service area exceeds the .5 percent requirement but is not more than 100 percent of the State's NMHI; no FmHA grant funds will be used in any project when the MHI of the service area is above the poverty line and more than 100 percent of the State's NMHI. The FmHA grant may not exceed 75 percent of the eligible project development cost when the MHI of the service area is below the poverty line or below 80 percent

(whichever is higher) of the State's NMHI; 55 percent when the MHI of the service area exceeds the 75 percent requirements, but is not more than 100 percent of the State's NMHI. Assistance is authorized for eligible applicants in rural areas of the United States, Puerto Rico, the Virgin Islands, Guam, Commonwealth of the Northern Mariana Islands, American Samoa, and to the extent the Secretary determines feasible and appropriate, the Trust Territory of the Pacific Islands. Beneficiary Eligibility: Farmers, ranchers rural residents and other users in eligible applicant areas of the United States, Puerto Rico, the Virgin Islands, Western Pacific Territories, Marshall Islands, Federated States of Micronesia, and Republic of Palau. Credentials/Documentation: Evidence of legal capacity, economic feasibility and financial responsibility relative to the activity for which assistance is requested. Costs will be determined in accordance with OMB Circular No. A-87 for State and local governments.

FINANCIAL INFORMATION: Account Identification: (Loans) 12-4155-0-3-452; (Grants) 12-2066-0-1-452. Obligations: (Loans) FY 87 \$330,380,000; FY 88 est \$330,380,000; and FY 89 est \$250,000,000. (Grants) FY 87 \$117,663,266; FY 88 est \$108,301,000; and FY 89 est \$75,000,000. Range and Average of Financial Assistance: (FY 1987) (Loans) \$4,000 to \$6,818,200; \$466,160; (Grants) \$4,500 to \$2,136,000; \$347,866.

INFORMATION CONTACTS: Regional or Local Office: Consult your local telephone directory for FmHA county or District office number. If no listing, get in touch with the appropriate FmHA State Office listed in the Catalog. Headquarters Office: Administrator, Farmers Home Administration, Department of Agriculture, Washington, DC 20250. Telephone: (202) 447-7967. (Use same 7-digit number for FTS.)

10.420 RURAL SELF-HELP HOUSING TECHNICAL ASSISTANCE (SECTION 523 TECHNICAL ASSISTANCE)

FEDERAL AGENCY: Farmers Home Administration, Department of Agriculture

AUTHORIZATION: Housing Act of 1949, as amended, Section 523, Public Laws 89-117 and 89-754, 42 U.S.C. 1490c.

OBJECTIVES: To provide financial support for the promotion of a program of technical and supervisory assistance that will aid needy very low- and low-income individuals and their

families in carrying out mutual self-help housing efforts in rural areas.

TYPES OF ASSISTANCE: Project Grants.

ELIGIBILITY REQUIREMENTS: Applicant Eligibility: Must be a State or political subdivision, public nonprofit corporation or a private nonprofit corporation. Funds available in open country and communities with 10,000 population or less which are rural in character and places up to 20,000 population under certain conditions. Applicants in towns of 10,000 to 20,000 should check with local FmHA office to determine whether agency can serve them. Assistance is authorized for eligible applicants in States, Puerto Rico, Virgin Islands, Guam, American Samoa, the Northern Marianas, and the Trust Territory of the Pacific Islands. Beneficiary Eligibility: Very low- and low-income rural family, usually in groups of 6 to 10 families. Credentials/Documentation: Applicants must furnish evidence of the need for such services, have legal capacity to incur the obligation and operate the proposed project, and be unable to obtain the necessary funds from other sources. This program is excluded from coverage under OMB Circular No. A-87.

FINANCIAL INFORMATION: Account Identification: 12-2006-0-1-604. Obligations: (Grants) FY 87 \$13,403,815; FY 88 est \$9,000,000; and FY 89 est \$0. Range and Average of Financial Assistance: Fiscal Year 87: \$56,200 to \$1,718,300.

INFORMATION CONTACTS: Regional or Local Office: Consult your local telephone directory for FmHA District Office number. If no listing, get in touch with appropriate FmHA State office listed in the Catalog. Headquarters Office: Administrator, Farmers Home Administration, Department of Agriculture, Washington, DC 20250. Telephone: (202) 382-1474. (Use same 7-digit number for FTS.)

10.422 BUSINESS AND INDUSTRIAL LOANS

FEDERAL AGENCY: Farmers Home Administration, Department of Agriculture

AUTHORIZATION: Consolidated Farm and Rural Development Act, as amended, Section 310 B, Public Law 92-419, 7 U.S.C. 1932.

OBJECTIVES: To assist public, private, or cooperative organizations (profit or nonprofit), Indian tribes or individuals in rural areas to obtain quality loans for the purpose of improving, developing or financing business, industry, and employment and improving the economic and environmental climate in rural communities including pollution abatement and control.

TYPES OF ASSISTANCE: Guaranteed, Insured Loans.

ELIGIBILITY REQUIREMENTS: Applicant Eligibility: An applicant may be a cooperative, corporation, partnership, trust or other legal entity organized and operated on a profit or nonprofit basis; an Indian tribe; a municipality, county, or other political subdivision of a State; or individuals in rural areas. Applicant must be located in one of the fifty States, Puerto Rico, Virgin Islands, Guam, American Samoa, or the Commonwealth of the Northern Mariana Islands, in rural areas other than cities having a population of 50,000 or more and immediately adjacent to urbanized and urbanizing areas with a population density of more than 100 persons per square mile. Preference is given to loans in open country, rural communities and towns of 25,000 or less, and, on applications of equal priority, to veterans. Applicants must be U.S. citizens or reside in the United States after being legally admitted for permanent residence and, if corporations, at least 51 percent ownership must be held by U.S. citizens. Beneficiary Eligibility: Beneficiaries include cooperatives, corporations, partnerships, trust or legal entities organized and operated for profit or nonprofit, federally recognized Indian Tribal Governments and individuals in rural areas of less than 50,000 population. Credentials/Documentation: Evidence of legal capacity, economic feasibility and financial responsibility relative to the activity for which assistance is requested. This program is excluded from coverage under OMB Circular No. A-87.

FINANCIAL INFORMATION: Account Identification: 12-4155-0-3-452. Obligations: (Guaranteed Loans) FY 87 \$95,700,000; FY 88 est \$95,700,000; and FY 89 est \$95,700,000. Range and Average of Financial Assistance: \$310,000 to \$7,500,000; \$1,500,000 (average size).

INFORMATION CONTACTS: Regional or Local Office: Consult your local telephone directory for FmHA county office number. If no listing, get in touch with appropriate FmHA State office listed in the Catalog. Headquarters Office: Administrator, Farmers Home Administration, Department of Agriculture,

Washington, DC 20250. Telephone: (202) 447-7967. (Use the same 7-digit number for FTS.)

10.423 COMMUNITY FACILITIES LOANS

FEDERAL AGENCY: Farmers Home Administration, Department of Agriculture

AUTHORIZATION: Consolidated Farm and Rural Development Act, as amended, Section 306, Public Law 92-419, 7 U.S.C. 1926.

OBJECTIVES: To construct, enlarge, extend, or otherwise improve community facilities providing essential services to rural residents.

TYPES OF ASSISTANCE: Direct Loans.

ELIGIBILITY REQUIREMENTS: Applicant Eligibility: City, county, and State agencies, political and quasi-political subdivisions of States and associations including corporations, Indian tribes on Federal and State reservations and other federally recognized Indian tribes and existing private corporations which (1) are operated on a not-for-profit basis; (2) have or will have the legal authority necessary for constructing, operating, and maintaining the proposed facility or service and for obtaining, giving security for, and repaying the loan; and (3) are unable to finance the proposed project from its own resources or through commercial credit at reasonable rates and terms. Assistance is authorized for eligible applicants in rural areas of the States, Puerto Rico, the Virgin Islands, Guam, American Samoa, and the Trust Territory of the Pacific Islands. Beneficiary Eligibility: Farmers, ranchers, rural residents and other users of such public facilities in eligible applicant areas as set out above. Credentials/Documentation: Evidence of legal capacity and financial responsibility of the applicant and the economic feasibility of the project relative to the activity for which assistance is requested. This program is excluded from coverage under OMB Circular No. A-87.

FINANCIAL INFORMATION: Account Identification: 12-4155-0-3-452. Obligations: (Loans) FY 87 \$95,700,000; FY 88 est \$95,700,000; and FY 89 est \$50,000,000. Range and Average of Financial Assistance: \$8,000 to \$3,875,000; \$459,765.

INFORMATION CONTACTS: Regional or Local Office: Consult your local telephone directory for FmHA County or District office numbers. If no listing, get in touch with appropriate FmHA State office listed in the Catalog. Headquarters Office: Director, Community Facilities Division, Farmers Home Administration, Department of Agriculture, Washington, DC 20250. Telephone: (202) 382-1490. (Use same 7-digit number for FTS.)

10.424 INDUSTRIAL DEVELOPMENT GRANTS (IDG)

FEDERAL AGENCY: Farmers Home Administration, Department of Agriculture

AUTHORIZATION: Consolidated Farm and Rural Development Act, as amended, Section 310B, Public Law 92-419, 7 U.S.C. 1989.

OBJECTIVES: To facilitate the development of business, industry, and related employment for improving the economy in rural communities.

TYPES OF ASSISTANCE: Project Grants.

ELIGIBILITY REQUIREMENTS: Applicant Eligibility: Applicants eligible for grants are public bodies serving rural areas such as States, counties, cities, townships, and incorporated towns and villages, boroughs, authorities, districts and Indian tribes on Federal and State reservations which will serve rural areas. Rural area for this program is defined as all territory of a State, the Commonwealth of Puerto Rico or the Virgin Islands, that is not within the outer boundary of any city having a population of 50,000 or more, according to the latest decennial census of the United States. Priority for such grants will be given to areas having a population of not more than 25,000. Beneficiary Eligibility: Beneficiaries are public bodies in rural areas, villages, towns, and cities with not more than 50,000 population. Credentials/Documentation: Evidence of legal capacity, economic feasibility and financial responsibility relative to the activity for which assistance is requested. This program is excluded from coverage under OMB Circular No. A-87.

FINANCIAL INFORMATION: Account Identification: 12-2065-0-1-452. Obligations: (Grants) FY 87 \$3,000,000; FY 88 est \$6,500,000; and FY 89 est \$0. Range and Average of Financial Assistance: \$7,000 to \$3,000,000; \$63,268.

INFORMATION CONTACTS: Regional or Local Office: Consult your local telephone directory for FmHA county or district office number. If no listing, get in touch with appropriate FmHA State office listed in the Catalog. Headquarters Office: Director, Community Facilities Loan Division, Farmers Home Administration, Department of Agriculture, Washington, DC 20250. Telephone: (202) 382-1490. (Use same 7-digit number for FTS.)

10.427 RURAL RENTAL ASSISTANCE PAYMENTS (RENTAL ASSISTANCE)

FEDERAL AGENCY: Farmers Home Administration, Department of Agriculture

AUTHORIZATION: Housing Act of 1949, as amended, Section 521, Public Laws 90-448, 93-128, 42 U.S.C. 1490a.

OBJECTIVES: To reduce the rents paid by low-income families occupying eligible Rural Rental Housing (RRH), Rural Cooperative Housing (RCH), and Farm Labor Housing (LH) projects financed by the Farmers Home Administration through its Sections 515, 514 and 516 loans and grants.

TYPES OF ASSISTANCE: Direct Payments for Specified Use.

ELIGIBILITY REQUIREMENTS: Applicant Eligibility: To be eligible to participate in the rental assistance program, borrowers must have an eligible project. All projects must convert to Interest Credit Plan II before they are eligible, except direct RRH and insured RRH loans approved prior to August 1, 1968, and LH loans and grants. For a borrower to have an eligible project, the loan must be an RRH insured or direct loan made to a broad-based nonprofit organization, or State or local agency or; an RRH insured loan made to an individual or organization who has or will agree to operate the housing on a limited profit basis as defined in 7 CFR 1944.215(1) or; an RCH insured or direct loan or; an LH loan, or an LH loan and grant combination made to a broad-based nonprofit organization or nonprofit organization of farmworkers or a State or local public agency. New construction and/or rehabilitation projects, utilizing the Section 8 program from HUD will not be considered eligible projects, although it may be used for eligible families in existing projects utilizing Section 8 for part of the units. Beneficiary Eligibility: Any low-income family, handicapped

or senior citizen that is unable to pay the approved rental rate for an eligible FmHA rental assistance unit within 30 percent of their adjusted monthly income and whose adjusted income does not exceed the limit established for the State as indicated in Exhibit C to Part 1944, Subpart A (7 CFR).

Credentials/Documentation: The applicant must be the owner or plan to become an owner of an eligible FmHA RRH, RCH, or LH project operating on a limited profit or nonprofit basis. This program is excluded from coverage under OMB Circular No. A-87.

FINANCIAL INFORMATION: Account Identification: 12-4141-0-3-371; 12-2002-0-1-604. Obligations: (Direct payments) FY 87 \$275,186,024; FY 88 est \$275,310,000; and FY 89 est \$0. Range and Average of Financial Assistance: No data on this subject are available at this time.

INFORMATION CONTACTS: Regional or Local Office: Consult your local telephone directory for FmHA county office or district office number. If no listing, get in touch with appropriate FmHA State office listed in the Catalog. Headquarters Office: Administrator, Farmers Home Administration, Department of Agriculture, Washington, DC 20250. Telephone: (202) 382-1604. (Use same 7-digit number for FTS.)

10.433 RURAL HOUSING PRESERVATION GRANTS

FEDERAL AGENCY: Farmers Home Administration, Department of Agriculture

AUTHORIZATION: Housing Act of 1949, as amended, Section 533, Public Law 98-181, 42 U.S.C. 1480.

OBJECTIVES: To assist very low- and low-income rural homeowners in obtaining adequate housing to meet their needs by providing the necessary assistance to repair or rehabilitate their housing. These objectives will be accomplished through the establishment of housing rehabilitation projects run by eligible applicants. This program is intended to make use of and leverage any other available housing programs which provide resources to very low- and low-income rural residents to bring their homes up to code standards.

TYPES OF ASSISTANCE: Project Grants.

ELIGIBILITY REQUIREMENTS: Applicant Eligibility: Must be a State or political subdivision, public nonprofit corporation (including Indian tribes or tribal corporations) authorized to receive and administer housing preservation grants, private nonprofit corporation, or a consortium of such eligible entities. Applicants must provide assistance under this program to families residing in open country and communities with a population of 10,000 that are rural in character and places with a population of up to 20,000 under certain conditions. Applicants in towns with populations of 10,000 to 20,000 should check with local FmHA office to determine whether the Agency can serve them. Assistance is authorized for eligible applicants in the United States, Puerto Rico, Virgin Islands, and the territories and possessions of the United States. Beneficiary Eligibility: Very low- and low-income rural individuals and families who are homeowners and need resources to bring their housing up to code standards. Credentials/Documentation: Applicants must have the financial, legal, administrative, and operational capacity to carry out the objectives of the program by having experience in rural housing rehabilitation. Costs will be determined in accordance with OMB Circular No. A-87 for State and local governments.

FINANCIAL INFORMATION: Account Identification: 12-2070-0-1-604. Obligations: (Grants) FY 87 \$19,140,000; FY 88 est \$19,140,000; and FY 89 est \$0. Range and Average of Financial Assistance: The first year of funding for the program was fiscal year 1987; 129 applicants were selected from the 362 that applied. In fiscal year 1988, 164 applicants were selected from the 304 that applied for both years, grants ranged from \$35,000 to \$407,500; the average grant was \$150,000, with most projects funded between \$125,000 and \$175,000. The same range and average of grants for fiscal year 1989 is anticipated, although no grant selections will be made until on or about May 15, 1989.

INFORMATION CONTACTS: Regional or Local Office: Consult your local telephone directory for FmHA District Office number. If no listing, contact appropriate FmHA State office listed in the Catalog. Headquarters Office: Multiple Family Housing Loan Division, Farmers Home Administration, Department of Agriculture, Washington DC 20250. Telephone: (202) 382-1606. (Use same 7-digit number for FTS.)

10.434 NONPROFIT NATIONAL CORPORATIONS LOAN AND GRANT PROGRAM

FEDERAL AGENCY: Farmers Home Administration, Department of Agriculture

AUTHORIZATION: Food Security Act of 1985, as amended, Section 1323, Public Law 99-198, 7 U.S.C. 1932.

OBJECTIVES: To improve business, industry and employment in rural areas through the stimulation of private investment and foundation contributions.

TYPES OF ASSISTANCE: Guaranteed/Insured Loans; Project Grants.

ELIGIBILITY REQUIREMENTS: Applicant Eligibility: An applicant must be a nonprofit national corporation authorized to do business in at least three States. This includes lending and having liquid financial resources available for lending and technical assistance to projects in an amount equal to but not less than 10 percent of the financial assistance provided to the borrower by FmHA. Applicants must have written approval to administer a revolving loan program by the Governor of each State in which the borrower intends to operate, and must be fully bonded against losses. Beneficiary Eligibility: Beneficiaries include nonprofit national corporations which provide assistance to profit and/or nonprofit businesses in rural areas of less than 20,000 population. Credentials/Documentation: Evidence of legal capacity, economic feasibility and financial responsibility relative to the activity for which the assistance is requested must be provided. This program is excluded from coverage under OMB Circular No. A-87.

FINANCIAL INFORMATION: Account Identification: 12-4233-0-3-452; 12-4155-0-3-452. Obligations: (Guaranteed loans) FY 87 \$19,140,000; FY 88 est \$0; and FY 89 est \$0. (Grants) FY 87 \$14,264,000; FY 88 est \$0; and FY 89 est \$0. Range and Average of Financial Assistance: Unknown, fiscal year 1988 was the first year the program was active.

INFORMATION CONTACTS: Regional or Local Office: FmHA State Office listed in the Catalog. Headquarters Office: Administrator, Farmers Home Administration, Department of Agriculture, Washington, DC 20250. Telephone: (202) 447-7967. (Use same 7-digit number for FTS.)

10.500 COOPERATIVE EXTENSION SERVICE

FEDERAL AGENCY: Extension Service, Department of Agriculture

AUTHORIZATION: Smith-Lever Act, as amended, 7 U.S.C. 341-349; District of Columbia Public Postsecondary Education Reorganization Act, Public Law 93-471; Food and Agriculture Act of 1977, 7 U.S.C. 341-349, as amended; Renewable Resources Extension Act of 1978, Section 1361(c), Public Law 95-306; Public Law 95-113, 7 U.S.C. 301n; Public Law 97-98; Agriculture and Food Act of 1981; Food Security Act of 1985, as amended, Public Law 99-198.

OBJECTIVES: To help people and communities identify and solve their farm, home, and community problems through the practical application of research findings of USDA and the Land-Grant Colleges and Universities. To provide educational programs that focus on issues critical to the economic, social, and environmental progress of all Americans.

TYPES OF ASSISTANCE: Formula Grants.

ELIGIBILITY REQUIREMENTS: Applicant Eligibility: By law, payments are made to the designated land-grant institutions in the 50 States and Puerto Rico, Guam, the Virgin Islands, American Samoa, Micronesia, the Northern Marianas, and the District of Columbia, and are administered by the Director of the State Extension Service and the Administrator-1890 and Tuskegee Extension Programs. State and local governments, other organizations, and individuals are not eligible for these payments. Beneficiary Eligibility: Programs of State and county extension services are available to the general public. Credentials/Documentation: None. This program is excluded from coverage under OMB Circular No. A-87.

FINANCIAL INFORMATION: Account Identification: 12-0502-0-1-352. Obligations: (Payments) FY 87 \$322,510,000; FY 88 est \$345,288,000; and FY 89 est \$287,326,240. Range and Average of Financial Assistance: \$690,963 to \$17,521,993; \$6,020,003.

INFORMATION CONTACTS: Regional or Local Office: Not applicable. Headquarters Office: Extension Service, Department of Agriculture, Washington, DC 20250. Telephone: (202) 447-3377. (Use same 7-digit number for FTS.)

10.664 COOPERATIVE FORESTRY ASSISTANCE

FEDERAL AGENCY: Forest Service, Department of Agriculture

AUTHORIZATION: Cooperative Forestry Assistance Act of 1978, Public Law 95-313.

OBJECTIVES: With respect to nonfederal forest and other rural lands to assist in the advancement of forest resources management; the encouragement of the production of timber; the control of insects and diseases affecting trees and forests; the control of rural fires; the efficient utilization of wood and wood residues, including the recycling of wood fiber; the improvement and maintenance of fish and wildlife habitat; and the planning and conduct of urban forestry programs.

TYPES OF ASSISTANCE: Formula Grants; Project Grants; Use of Property, Facilities, and Equipment.

ELIGIBILITY REQUIREMENTS: Applicant Eligibility: State Forestry or equivalent State agencies are eligible. All States, the District of Columbia, Puerto Rico, the Virgin Islands, the Northern Mariana Islands, the Trust Territory of the Pacific Islands, and the territories and possessions of the United States are eligible. Beneficiary Eligibility: Landowners of nonfederal lands; rural community fire fighting forces; urban and municipal governments, and other State, local, and private agencies acting through State Foresters or equivalent State officials. Credentials/Documentation: Costs will be determined in accordance with OMB Circular No. A-87 for State and local governments.

FINANCIAL INFORMATION: Account Identification: 12-1105-0-1-302. Obligations: (Grants) FY 87 \$26,867,000; FY 88 est \$38,896,000; and FY 89 est \$4,877,000. Range and Average of Financial Assistance: \$5,000 to \$3,200,000; \$488,491.

INFORMATION CONTACTS: Regional or Local Office: Refer to the Catalog for Regional and Area State and Private Forestry offices of the Forest Service and for addresses and telephone numbers of Regional Foresters and Area Director of the Forest Service. Headquarters Office: Deputy Chief, State and Private Forestry, Forest Service, Department of Agriculture, P.O. Box 96090, Washington, DC 20090-6090. Telephone: (202) 447-3332. (Use same 7-digit number for FTS.) Contact: Allen J. Schmidt.

10.665 SCHOOLS AND ROADS--GRANTS TO STATES (25 PERCENT PAYMENTS TO STATES)

FEDERAL AGENCY: Forest Service, Department of Agriculture

AUTHORIZATION: 16 U.S.C. 500.

OBJECTIVES: To share receipts from the National Forests with the States in which the National Forests are situated.

TYPES OF ASSISTANCE: Formula Grants.

ELIGIBILITY REQUIREMENTS: Applicant Eligibility: Grant recipients must be States (including commonwealths) or territories of the United States containing National Forest land. Beneficiary Eligibility: States and territories. Credentials/Documentation: None. This program is excluded from coverage under OMB Circular No. A-87.

FINANCIAL INFORMATION: Account Identification: 12-9921-0-2-806. Obligations: FY 87 \$295,100,975; FY 88 est \$309,815,000; and FY 89 est \$294,788,000. Range and Average of Financial Assistance: \$14 to \$3,748,148; \$1,994,258.

INFORMATION CONTACTS: Regional or Local Office: Fiscal branch of appropriate Forest Service Regional Office listed in the Catalog. Headquarters Office: James Turner, Acting Director of Fiscal and Public Safety, Forest Service, USDA, Room 701 RPE, P.O. Box 96090, Washington, DC 20090-6090. Telephone: (703) 235-8159. (Use same 7-digit number for FTS.) Contact: Thelma Gardiner.

10.666 SCHOOLS AND ROADS--GRANTS TO COUNTIES (PAYMENTS TO COUNTIES)

FEDERAL AGENCY: Forest Service, Department of Agriculture

AUTHORIZATION: 7 U.S.C. 1012.

OBJECTIVES: To share receipts from National Grasslands and Land Utilization Projects with the counties in which the National Grasslands and Land Utilization Projects are situated.

TYPES OF ASSISTANCE: Formula Grants.

ELIGIBILITY REQUIREMENTS: Applicant Eligibility: Counties within the States of the United States containing National Grasslands or Land Utilization Projects. Beneficiary Eligibility: Counties within the States of the United States containing National Grasslands or Land Utilization Projects. Credentials/Documentation: None. This program is excluded from coverage under OMB Circular No. A-87.

FINANCIAL INFORMATION: Account Identification: 12-9921-0-2-806. Obligations: FY 87 \$7,727,488; FY 88 est \$9,641,000; and FY 89 est \$10,929,000. Range and Average of Financial Assistance: \$18 to \$5,543,914; \$134,314.

INFORMATION CONTACTS: Regional or Local Office: Fiscal Branch of appropriate Forest Service Regional Office listed in the Catalog. Headquarters Office: James Turner, Acting Director of Fiscal and Public Safety, Forest Service, USDA, Room 701 RPE, P.O. Box 96090, Washington, DC 20090-6090. Telephone: (703) 235-8159. (Use same 7-digit number for FTS.) Contact: Thelma Gardiner.

10.650 RURAL ELECTRIFICATION LOANS AND LOAN GUARANTEES (REA)

FEDERAL AGENCY: Rural Electrification Administration, Department of Agriculture

AUTHORIZATION: Rural Electrification Act of 1936, Titles I and III, as amended, 7 U.S.C. 901-916, and 930-940.

OBJECTIVES: To assure that people in eligible rural areas have access to electric services comparable in reliability and quality to the rest of the Nation.

TYPES OF ASSISTANCE: Guaranteed/Insured Loans.

ELIGIBILITY REQUIREMENTS: Applicant Eligibility: Rural electric cooperatives, public utility districts, power companies, municipalities, and other qualified power suppliers including those located in the U.S. Territories. Beneficiary Eligibility: Persons in rural areas not receiving central station electric service, and those presently served through REA financing. Rural areas are defined in the Rural Electrification Act as any area of the United States not included within the boundaries of any city, village, or borough having a population in excess of 1,500 inhabitants. Such term shall be deemed to include both the farm and nonfarm

populations. Credentials/Documentation: None. This program is excluded from coverage under OMB Circular No. A-87.

FINANCIAL INFORMATION: Account Identification: 12-4230-0-3-271. Obligations: (Insured loans) FY 37 \$628,389,000; FY 88 est \$622,050,000; and FY 89 est \$0. (Guaranteed loans) FY 87 \$74,710,000; FY 88 est \$813,450,000; and FY 89 est \$1,218,955,000. Range and Average of Financial Assistance: (Insured loans) \$385,000 to \$23,714,000; \$3,718,000. (Guaranteed loans) \$4,753,000 to \$55,500,000; \$29,118,000.

INFORMATION CONTACTS: Regional or Local Office: None. Headquarters Office: Administrator, Rural Electrification Administration, Department of Agriculture, Washington, DC 20250. Telephone: (202) 382-9540. (Use same 7-digit number for FTS.)

10.851 RURAL TELEPHONE LOANS AND LOAN GUARANTEES (REA)

FEDERAL AGENCY: Rural Electrification Administration, Department of Agriculture

AUTHORIZATION: Rural Electrification Act of 1936, Titles II and III, as amended, 7 U.S.C. 921, 922-924, and 930-940.

OBJECTIVES: To assure that people in eligible rural areas have access to telephone service comparable in reliability and quality to the rest of the Nation.

TYPES OF ASSISTANCE: Guaranteed/Insured Loans.

ELIGIBILITY REQUIREMENTS: Applicant Eligibility: Telephone companies or cooperatives, nonprofit associations, limited dividend associations, mutual associations or public bodies including those located in the U.S. Territories. Beneficiary Eligibility: Residents of rural areas, and others who may also receive telephone service as a result of service provided to a rural area. Credentials/Documentation: None. This program is excluded from coverage under OMB Circular No. A-87.

FINANCIAL INFORMATION: Account Identification: 12-4230-0-3-271. Obligations: (Insured loans) FY 87 \$229,787,000; FY 88 est \$239,250,000; and FY 89 est \$0. (Guaranteed loans) FY 87 \$0; FY 88 est \$119,625,000; and FY 89 est \$100,000,000. Range and Average of Financial Assistance: (Insured Loans) \$267,000 to \$41,000,000; \$4,031,000. (Guaranteed Loans) \$0.

INFORMATION CONTACTS: Regional or Local Office: None.
Headquarters Office: Administrator, Rural Electrification Administration, Department of Agriculture, Washington, DC 20250. Telephone: (202) 382-9540. (Use same 7-digit number for FTS.)

10.852 RURAL TELEPHONE BANK LOANS (RURAL TELEPHONE BANK)

FEDERAL AGENCY: Rural Electrification Administration, Department of Agriculture

AUTHORIZATION: Rural Electrification Act of 1936, Title IV, as amended, 7 U.S.C. 921a, 921b and 941-950b.

OBJECTIVES: To provide supplemental financing to extend and improve telephone service in rural areas.

TYPES OF ASSISTANCE: Direct Loans.

ELIGIBILITY REQUIREMENTS: Applicant Eligibility: Borrowers, including those located in the U.S. Territories, which have received a loan or loan commitment under Section 201 of Rural Electrification Act or which have been certified by the administrator as qualified to receive such a loan, are eligible to borrow from the Rural Telephone Bank. Beneficiary Eligibility: Residents of rural areas, and others who receive telephone service resulting from service provided to rural areas. Credentials/Documentation: None. This program is excluded from coverage under OMB Circular No. A-87.

FINANCIAL INFORMATION: Account Identification: 12-4231-0-3-452. Obligations: (Loans) FY 87 \$185,115,000; FY 88 est \$177,045,000; and FY 89 est \$175,045,000. Range and Average of Financial Assistance: \$157,000 to \$53,232,000; \$4,515,000.

INFORMATION CONTACTS: Regional or Local Office: None.
Headquarters Office: Governor, Rural Telephone Bank, Department of Agriculture, Washington, DC 20250. Telephone: (202) 382-9540. (Use same 7-digit number for FTS.)

10.901 RESOURCE CONSERVATION AND DEVELOPMENT

FEDERAL AGENCY: Soil Conservation Service, Department of Agriculture

AUTHORIZATION: Soil Conservation Act of 1935, Public Law 74-46; Bankhead-Jones Farm Tenant Act, Public Law 75-210, as amended by Public Law 89-796; Public Law 87-703; Public Law 91-343; Public Law 92-413; Public Law 97-98, 95 Stat. 1213.

OBJECTIVES: To encourage and improve the capability of State and local units of government and local nonprofit organizations in rural areas to plan, develop and carry out programs for resource conservation and development.

TYPES OF ASSISTANCE: Project Grants, Advisory Services and Counseling.

ELIGIBILITY REQUIREMENTS: Applicant Eligibility: State and local governments and nonprofit organizations with authority to plan or carry out activities relating to resource use and development in multijurisdictional areas. This program is available in Puerto Rico and the Virgin Islands. Beneficiary Eligibility: State and local governments and nonprofit organizations with authority to plan or carry out activities relating to resource use and development in multijurisdictional areas. This program is available in Puerto Rico and the Virgin Islands. Credentials/Documentation: Applicant agency(ies) must document that application is made as a result of official action of the governing body. Applications are honored only from agencies for which applicant eligibility has been established. Costs will be determined in accordance with OMB Circular No. A-87 for State and local governments.

FINANCIAL INFORMATION: Account Identification: 12-1010-0-1-302. Obligations: (Grants) FY 87 \$6,536,078; FY 88 est \$7,535,736; and FY 89 est \$5,100,000. (Salaries and Expenses) FY 87 \$17,924,283; FY 88 est \$19,263,837; and FY 89 est \$19,920,000. Range and Average of Financial Assistance: In FY 1987: \$10,000 to \$500,000.

INFORMATION CONTACTS: Regional or Local Office: State and field offices of the Soil Conservation Service are listed in the Catalog. For loans, contacts should be made with the Farmers Home Administration office serving the county in which the RC&D measure is located. Headquarters Office: Deputy Chief for Programs, Soil Conservation Service, Department of Agriculture, P.O. Box 2890, Washington, DC 20013. Telephone: (202) 447-4527. (Use same 7-digit number for FTS.)

10.904 WATERSHED PROTECTION AND FLOOD PREVENTION (SMALL WATERSHED PROGRAM; PI-566 PROGRAM)

FEDERAL AGENCY: Soil Conservation Service (SCS), Department of Agriculture

AUTHORIZATION: Watershed Protection and Flood Prevention Act, Public Law 83-566, 68 Stat. 666, as amended; Public Law 84-1018, 70 Stat. 1088; Public Law 85-624, 72 Stat. 563; Public Law 85-865, 72 Stat. 1605; Public Law 86-468, 74 Stat. 131, 132; Public Law 86-545, 74 Stat. 254; Public Law 87-170, 75 Stat. 408; Public Law 87-703, 76 Stat. 608; Public Law 89-337, 79 Stat. 1300; Public Law 90-361, 82 Stat. 250; Public Law 92-419, 86 Stat. 667; Public Law 95-113, 91 Stat. 913; Public Law 97-98, 95 Stat. 1213; Public Law 99-662, 100 Stat. 4196.

OBJECTIVES: To provide technical and financial assistance in planning and carrying out works of improvement to protect, develop, and utilize the land and water resources in small watersheds.

TYPES OF ASSISTANCE: Project Grants; Advisory Services and Counseling.

ELIGIBILITY REQUIREMENTS: Applicant Eligibility: Any State agency, county or groups of counties, municipality, town or township, soil and water conservation district, flood prevention or flood control district, Indian tribe or tribal organization, or any other nonprofit agency with authority under State law to carry out, maintain, and operate watershed works of improvement may apply for assistance. This program is available in Puerto Rico and the Virgin Islands. Beneficiary Eligibility: Any State agency, county or groups of counties, municipality, town or township, soil and water conservation district, flood prevention or flood control district, Indian tribe or tribal organization, or any other nonprofit agency with authority under State law to carry out, maintain, and operate watershed works of improvement may apply for assistance. This program is available in Puerto Rico, Virgin Islands, and the Pacific Islands. Credentials/Documentation: Applications must designate the proposed project area, be properly signed and attested to by all applicants, and set forth the need for the proposed project. Costs will be determined in accordance with OMB Circular No. A-87 for State and local governments.

FINANCIAL INFORMATION: Account Identification: Watershed and flood prevention operations, 12-1072-0-1-301; Watershed planning, 12-1066-0-1-301. Budget proposes to combine accounts for fiscal year 1989 into Water Resources Management and Protection, 12-1066-0-1-301. Obligations: (Grants--watershed and flood prevention operations) FY 87 \$85,247,016; FY 88 est \$89,844,100; and FY 89 est \$32,661,500. (Salaries and expenses--watershed and flood prevention operations) FY 87 \$57,909,381; FY 88 est \$55,031,754; and FY 89 est \$44,600,200. (Salaries and expenses--watershed planning) FY 87 \$8,351,384; FY 88 est \$8,651,000; and FY 89 est \$7,042,000. Range and Average of Financial Assistance: (per State) \$20 to \$7,500,000; \$1,700,000.

INFORMATION CONTACTS: Regional or Local Office: For list of SCS State offices with telephone numbers and addresses, see the Catalog. Headquarters Office: Deputy Chief for Programs, Soil Conservation Service, Department of Agriculture, P.O. Box 2890, Washington, DC 20013. Telephone: (202) 447-4527. (Use same 7-digit number for FTS.)

11.300 ECONOMIC DEVELOPMENT--GRANTS FOR PUBLIC WORKS AND DEVELOPMENT FACILITIES

FEDERAL AGENCY: Economic Development Administration (EDA), Department of Commerce

AUTHORIZATION: Public Works and Economic Development Act of 1965, Public Law 89-136, as amended; Public Law 98-166; 42 U.S.C. 3131, 3132, 3135, 3171.

OBJECTIVES: To promote long-term economic development and assist in the construction of public works and development facilities needed to initiate and encourage the creation or retention of permanent jobs in the private sector in areas experiencing severe economic distress.

TYPES OF ASSISTANCE: Project Grants.

ELIGIBILITY REQUIREMENTS: Applicant Eligibility: States, cities, counties, and other political subdivisions, and private or public nonprofit organizations or associations representing a redevelopment area or a designated Economic Development Center are eligible to receive grants. Corporations and associations organized for profit are not eligible. Beneficiary Eligibility: Unemployed and

underemployed persons and/or members of low-income families
Credentials/Documentation: Application must describe the type of proposed facility, estimated costs, extent of proposed project, permanent private sector job impact, (estimated payrolls, estimated private investment) estimated time for construction implementation and completion, and assurances that the project will satisfy statutory requirements. Most important, documentation must demonstrate how the project will have a positive impact on the economic development of the community. Cost eligibility will be determined in accordance with OMB Circular Nos. A-87 for State and local governments and A-122 for nonprofit organizations.

FINANCIAL INFORMATION: Account Identification: 13-2050-0-1-452. Obligations: (Grants) FY 87 \$144,254,000; FY 88 est \$151,366,000; and FY 89 est \$0. (This program is being proposed for termination in fiscal year 1989.) Range and Average of Financial Assistance: No specific minimum or maximum project amount - \$56,000 to \$1,800,000; \$560,000.

INFORMATION CONTACTS: Regional or Local Office: Refer to the Catalog for EDA Regional Office addresses. Headquarters Office: David L. McIlwain, Director, Public Works Division, Economic Development Administration, Room H7326, Herbert C. Hoover Building, Department of Commerce, Washington, DC 20230. Telephone: (202) 377-5265. (Use same 7-digit number for FTS.)

11.302 ECONOMIC DEVELOPMENT--SUPPORT FOR PLANNING ORGANIZATIONS (DEVELOPMENT DISTRICT PROGRAM; REDEVELOPMENT AREA PROGRAM)

FEDERAL AGENCY: Economic Development Administration (EDA), Department of Commerce

AUTHORIZATION: Public Works and Economic Development Act of 1965, Public Law 89-136, as amended, 42 U.S.C. 3151, 3152.

OBJECTIVES: To foster multicounty district and redevelopment area (primarily Indian reservations and lands) economic development planning and implementation capability and thereby promote effective utilization of resources in the creation of full-time permanent jobs for the unemployed and the underemployed in redevelopment areas.

TYPES OF ASSISTANCE: Project Grants (Cooperative Agreements).

ELIGIBILITY REQUIREMENTS: Applicant Eligibility:

(1) Nonprofit organizations representing groups of State-delineated adjoining counties, which include at least one area designated as a redevelopment area by the Secretary of Commerce and one or more centers of growth not over 250,000 population. (2) Indian tribes; (3) Counties designated as redevelopment areas or nonprofit organizations representing redevelopment areas or parts of such areas. Beneficiary

Eligibility: Areas and regions of substantial and persistent unemployment and residents (particularly unemployed and low-income persons) of those areas. Credentials/Documentation: Evidence that the governing body of the development organization is broadly representative of the social, economic and political groups in area; minority membership must be in proportion to the minority population, but not necessarily exceeding 25 percent. Costs will be determined in accordance with OMB Circular No. A-87 for State and local governments, and OMB Circular No. A-122 for nonprofit recipients.

FINANCIAL INFORMATION: Account Identification: 13-2050-0-1-452. Obligations: (Grants) FY 87 \$18,992,000; FY 88 est \$19,300,000; and FY 89 est \$0. (This program is being proposed for termination in fiscal year 1989.) Range and Average of Financial Assistance: \$25,000 to \$125,000; \$50,000.

INFORMATION CONTACTS: Regional or Local Office: Refer to the Catalog for EDA Regional Office addresses. Headquarters Office: Luis F. Bueso, Chief Planning Division, Economic Development Administration, Room H7023, Herbert C. Hoover Building, Washington, DC 20230. Telephone: (202) 377-2873. (Use the same 7 digit number for FTS.)

11.303 ECONOMIC DEVELOPMENT--TECHNICAL ASSISTANCE

FEDERAL AGENCY: Economic Development Administration, Department of Commerce

AUTHORIZATION: Public Works and Economic Development Act of 1965, Public Law 89-136, as amended, 42 U.S.C. 3151, 3152.

OBJECTIVES: To promote economic development and alleviate underemployment and unemployment in distressed areas, EDA operates a technical assistance program. The program provides funds to involve the resources of universities in economic development in their areas (university centers); supports

demonstrations, information dissemination and studies of economic development issues of national significance; and finances feasibility studies and other projects leading to local economic development.

TYPES OF ASSISTANCE: Project Grants (Cooperative Agreements).

ELIGIBILITY REQUIREMENTS: Applicant Eligibility: While there are no specific applicant eligibility requirements, most technical assistance applicants are private nonprofit groups or State educational institutions, federally recognized Indian Tribal Governments, municipal or county governments and U.S. Territories or entities thereof. Beneficiary Eligibility: Projects are intended to benefit economically distressed areas by assisting jurisdictions, nonprofit organizations, profit organizations, unemployed and low-income persons residing in such areas. Credentials/Documentation: No rigid requirement. However, corporation charters are usually requested. Costs will be determined in accordance with OMB Circular No. A-87 for State and local governments, OMB Circular No. A-21 for educational institutions, OMB Circular No. A-122 for nonprofit and for profit organizations.

FINANCIAL INFORMATION: Account Identification: 13-2050-0-1-452. Obligations: (Grants) FY 87 \$7,189,000; FY 88 est \$6,706,000; and FY 89 est \$0. (This program is being proposed for termination in fiscal year 1989.) Range and Average of Financial Assistance: \$7,500 to \$250,000. The average grant in the University Program in fiscal year 1987 was \$80,000 with the average for demonstration or multi-region projects at \$80,000. The average for local projects was \$25,000.

INFORMATION CONTACTS: Regional or Local Office: Refer to the Catalog for EDA Regional Office addresses. Headquarters Office: Initial contact should be with Economic Development Representatives except for projects that are national in scope. In this case initial contact should be with Headquarters Office, Richard E. Hage, Technical Assistance Programs Economic Development Administration, Room H7313, Herbert C. Hoover Building, Department of Commerce, Washington, DC 20230. Telephone: (202) 377-2127. (Use same 7-digit number for FTS.)

11.305 ECONOMIC DEVELOPMENT--STATE AND LOCAL ECONOMIC DEVELOPMENT PLANNING (302(A) GRANTS-STATE AND URBAN PLANNING PROGRAMS)

FEDERAL AGENCY: Economic Development Administrator, Department of Commerce

AUTHORIZATION: Public Works And Economic Development Act of 1965, Public Law 89-136, as amended, 42 U.S.C. 3151a.

OBJECTIVES: To help State and/or local governments formulate and implement economic development plans designed to reduce unemployment and increase incomes.

TYPES OF ASSISTANCE Project Grants.

ELIGIBILITY REQUIREMENTS: Applicant Eligibility: Eligible applicants are the Governor of a State, the chief executives of cities and counties meeting EDA eligibility criteria, and the chief executive officer of the District of Columbia. Beneficiary Eligibility: States, urban areas, the unemployed and low-income residents of those areas. Credentials/Documentation: None. Costs will be determined in accordance with OMB Circular No. A-87 for State and local governments.

FINANCIAL INFORMATION: Account Identification: 13-2050-0-1-452. Obligations: (Grants) FY 87 \$4,895,000; FY 88 est \$3,695,000; and FY 89 est \$0. (This program is being proposed for termination in fiscal year 1989.) Range and Average of Financial Assistance: In FY 1987, the range of funding was \$40,000 to \$165,000; the average grant was \$50,000.

INFORMATION CONTACTS: Regional or Local Office: Refer to the Catalog for EDA Regional Office address. Headquarters Office: Luis F. Bueso, Chief, Planning Division, Economic Development Administration, Room H7023, Herbert C. Hoover Building, Department of Commerce, Washington, DC 20230. Telephone: (202) 377-2873. (Use same 7-digit number for FTS.)

11.307 SPECIAL ECONOMIC DEVELOPMENT AND ADJUSTMENT ASSISTANCE PROGRAM--SUDDEN AND SEVERE ECONOMIC DISLOCATION AND LONG-TERM ECONOMIC DETERIORATION (SSED AND LTED)

FEDERAL AGENCY: Economic Development Administration, Department of Commerce

AUTHORIZATION: Public Works and Economic Development Act of 1965, as amended, Public Law 89-136, 42 U.S.C. 3241, 3243, 3244 and 3245.

OBJECTIVES: To assist State and local areas develop and/or implement strategies designed to address adjustment problems resulting from sudden and severe economic dislocation such as plant closings (SSED), or from long-term economic deterioration in the area's economy (LTED).

TYPES OF ASSISTANCE: Project Grants.

ELIGIBILITY REQUIREMENTS: Applicant Eligibility: States, cities, counties or other political subdivisions of a State, consortia of such political subdivisions, public or private nonprofit organizations representing redevelopment areas designated under the Public Works and Economic Development Act of 1965, Economic Development Districts established under Title IV of the Act, Indian tribes. Beneficiary Eligibility: SSED grants may be used in direct expenditures by the eligible recipient or through redistribution by the recipient to public and private entities, in the form of grants, loans, loan guarantees, or other appropriate assistance except that grants may not be made to for-profit entities. LTED grants may only be redistributed by the recipient in the form of loans and loan guarantees. Credentials/Documentation: Applications for assistance to develop an SSED adjustment strategy must identify the actual or anticipated adjustment problem and indicate how the strategy will be developed. Identification of target areas and/or target populations on which the strategy will focus will usually be required. Implementation grant applications must identify the goals of the adjustment program, detail the activities that will be carried out to meet these goals and specify the costs of each activity. Costs will be determined in accordance with OMB Circulars A-87 for State and local governments and A-122 for nonprofit organizations. Applications for LTED assistance must include an acceptable loan administration plan.

FINANCIAL INFORMATION: Account Identification: 13-2050-0-1-452. Obligations: (Grants) FY 87 \$26,000,000; FY 88 est \$24,657,000; and FY 89 est \$0. (This program is being proposed for termination in fiscal year 1989.) Range and Average of Financial Assistance: No specific minimum or maximum size.

INFORMATION CONTACTS: Regional or Local Office: Refer to the Catalog for EDA regional office addresses. Headquarters

Office: Paul J. Dempsey, Director, Economic Adjustment Division, Economic Development Administration, Room H7327, Herbert C. Hoover Building, Department of Commerce, Washington DC 20230. Telephone: (202) 377-2659. (Use same 7-digit number for FTS.)

11.550 PUBLIC TELECOMMUNICATIONS FACILITIES--CONSTRUCTION AND PLANNING (PTFP)

FEDERAL AGENCY: National Telecommunications and Information Administration, Department of Commerce

AUTHORIZATION: Communications Act of 1934, Title III, Part IV, 47 U.S.C. 390-394, 397-399(b) as amended, Public Law 87-447, 76 Stat. 64; Public Broadcasting Act of 1967, Public Law 90-129, 81 Stat. 365; Educational Television and Radio Amendments of 1969, Public Law 91-97, 83 Stat. 146; Educational Broadcasting Appropriation, Public Law 93-84, 87 Stat. 219; Educational Broadcasting Facilities and Telecommunications Demonstration Act of 1976, Public Law 94-509, 90 Stat. 683; Public Telecommunications Financing Act of 1978, Title I, Public Law 95-567, 92 Stat. 2405; Public Broadcasting Amendments Act of 1981, Public Law 97-35, 95 Stat. 357, Section 1221 to 1234; Communications Amendments Act of 1982, Public Law 97-259, 96 Stat. 1087, 1099, Title II; Department of Commerce and Related Agencies Appropriations Act of 1985, Public Law 98-411, 98 Stat. 1545, 1549; Department of Commerce and Related Agencies Appropriations Act of 1986, Public Law 99-180, 99 Stat. 1138, 1140; Omnibus Budget Reconciliation Act of 1985, Public Law 99-272, 100 Stat. 82, 117; Continuing Appropriations Resolution, Public Law 99-500, 100 Stat. 1783, 1827; Department of Commerce Appropriation Act of 1987, Public Law 99-591, 100 Stat. 3341, 3385.

OBJECTIVES: To assist in the planning, acquisition, installation and modernization of public telecommunications facilities, through planning grants and matching construction grants, in order to a) extend delivery of public telecommunications services to as many citizens of the U.S. and territories as possible by the most efficient and economical means, including the use of broadcast and nonbroadcast technologies; b) increase public telecommunications services and facilities available to, operated by, and owned by minorities and women; and

c) strengthen the capability of existing public television and radio stations to provide public telecommunications services to the public.

TYPES OF ASSISTANCE: Project Grants.

ELIGIBILITY REQUIREMENTS: Applicant Eligibility: a) a public or noncommercial educational broadcast station; b) a noncommercial telecommunications entity; c) a system of public telecommunications entities; d) a public or private nonprofit foundation, corporation, institution or association organized primarily for educational or cultural purposes; e) a public or private nonprofit foundation, corporation, institution or association organized for any purpose, except primarily religious, to plan for the provision of public telecommunications services; and f) a State or local government or agency, including U.S. territories and federally recognized Indian Tribal Governments or a political or special purpose subdivision of a State. "Special consideration" is given to applications which would increase minority and women's ownership of, operation of and participation in public telecommunications entities. Beneficiary Eligibility: General public and students. Credentials/Documentation: All applicants must supply proof of eligibility. Applicants must supply copies of their Federal Communications Commission (FCC) license, permit, or application if FCC authorization is required for any aspect of the proposed project. Applicants must give assurances required under Program Rules and Regulations. Costs will be determined in accordance with OMB Circular No. A-87 for State and local governments and No. A-122 for nonprofit institutions.

FINANCIAL INFORMATION: Account Identification: 13-0551-0-1-503. Obligations: (Grants) FY 87 \$19,300,000; FY 88 \$18,390,000; and FY 89 no funds were requested. Range and Average of Financial Assistance: \$4,365 to \$630,000; \$160,937.

INFORMATION CONTACTS: Regional or Local Office: None. Headquarters Office: Dennis R. Connors, Acting Director, Public Telecommunications Facilities Program/NTIA, Rm 4625, Department of Commerce, 14th and Constitution Avenue NW, Washington, DC 20230. Telephone: (202) 377-5802.

12.002 PROCUREMENT TECHNICAL ASSISTANCE FOR BUSINESS FIRMS
(PROCUREMENT TECHNICAL ASSISTANCE (PTA))

FEDERAL AGENCY: Defense Logistics Agency, Department of
Defense

AUTHORIZATION: Public Law 98-525, as amended, Chapter 142, 10
U.S.C. Section 2411.

OBJECTIVES: To assist eligible entities in the payment of the
costs of establishing and carrying out new Procurement
Technical Assistance Programs and maintaining existing
Procurement Technical Assistance Programs.

TYPES OF ASSISTANCE: Project Grants (Cooperative Agreements).

ELIGIBILITY REQUIREMENTS: Applicant Eligibility: Existing or
new start Procurement Technical Assistance Programs
established by State and local governments and private
nonprofit organizations. Beneficiary Eligibility: Existing
or new start Procurement Technical Assistance Programs
established by State and local governments and private
nonprofit organizations. Credentials/Documentation: Costs
will be determined in accordance with OMB Circular No. A-87
for State and local governments.

FINANCIAL INFORMATION: Account Identification: 97-0100-0-1-
051. Obligations: (Cooperative Agreements) FY 87
\$5,872,298; FY 88 est \$7,053,375; and FY 89 est \$7,000,000.
Range and Average of Financial Assistance: \$13,480 to
\$150,000; \$97,872.

INFORMATION CONTACTS: Regional or Local Office: Associate
Directors for Small Business: DCASR Atlanta, 805 Walker
Street, Marietta, GA 30060-2789. Telephone: (404) 429-6195;
DCASR Boston, 495 Summer Street, Boston, MA 02210-2184.
Telephone: (617) 451-4318; DCASR Chicago, O'Hare
International Airport, P.O. Box 66475, Chicago, IL 60666-0475.
Telephone: (312) 694-6020; DCASR Cleveland, Federal Office
Building, 1240 East 9th Street, Cleveland, OH 44199-2063.
Telephone: (216) 522-5122; DCASR Dallas, 1200 Main Street,
Dallas TX 75202-4399. Telephone: (214) 670-9205; DCASR Los
Angeles, 222 N. Sepulveda Boulevard, El Segundo, CA 90245-
4320. Telephone: (213) 335-3260; DCASR New York, 201 Varick
Street, New York, NY 10014-4811. Telephone: (212) 807-3050;
DCASR Philadelphia, 2800 South 20th Street, P.O. Box 478,
Philadelphia, PA 19101-7478. Telephone: (215) 952-4006;
DCASR St. Louis, 1136 Washington, St. Louis, MO 63101-1194.

Telephone: (314) 263-6617. Headquarters Office: Defense Logistics Agency, Cameron Station, Office of Small and Disadvantaged Business Utilization (DLA-U), Room 4C112, Alexandria, VA 22304-6100. Telephone: (202) 274-6471.

13.129 TECHNICAL AND NON-FINANCIAL ASSISTANCE TO COMMUNITY HEALTH CENTERS

FEDERAL AGENCY: Health Resources and Services Administration, Public Health Service, Department of Health and Human Services

AUTHORIZATION: Public Health Service Act, as amended, Section 330 (f) (1).

OBJECTIVES: To provide assistance to community health centers (CHCs) in the following areas: (1) the initiation of new shared services activities involving specific CHCs within a State or region; and (2) the enhancement of the clinical capability of centers within a State or region.

TYPES OF ASSISTANCE: Project Grants.

ELIGIBILITY REQUIREMENTS: Applicant Eligibility: Grants will be made to public or private entities, including State and regional primary care associations. Beneficiary Eligibility: This program will benefit medically underserved populations. Credentials/Documentation: For State and local governments, costs will be determined in accordance with OMB Circular No. A-87. Costs for profit-making entities will be determined in accordance with FAR Subpart 31.2. For other grantees, costs will be determined in accordance with HHS Regulations 45 CFR 74, for nonprofit applicants.

FINANCIAL INFORMATION: Account Identification: 75-0350-0-1-551. Obligations: (Grants) FY 87 \$3,000,000; FY 88 est \$3,000,000; and FY 89 est \$3,000,000. Range and Average of Financial Assistance: \$100,000.

INFORMATION CONTACTS: Regional or Local Office: Contact the Regional Health Administrator, Grants Management Officer, or Primary Care Services Regional Program Consultant of the appropriate DHHS Regional Office. (See Catalog for a listing of Regional Offices.) Headquarters Office: Director, Division of Primary Care Services, Bureau of Health Care Delivery and Assistance, Room 7A-55, 5600 Fishers Lane,

Rockville, MD 20857. Telephone: (301) 443-2260. (Use same 7-digit number for FTS.) Contact: Ms. Joan Holloway.

13.155 RURAL HEALTH POLICY/RESEARCH CENTERS

FEDERAL AGENCY: Health Resources and Services Administration, Public Health Service, Department of Health and Human Services

AUTHORIZATION: Departments of Labor, Health and Human Services, and Education, and Related Agencies Appropriations Act of 1988, Title II, Public Law 100-202.

OBJECTIVES: To support the development of rural health policy/research centers to provide an information base and policy analysis capacity on the full range of rural health issues, including reimbursement, recruitment and retention of health professionals, access to care, and alternative delivery systems.

TYPES OF ASSISTANCE: Project Grants.

ELIGIBILITY REQUIREMENTS: Applicant Eligibility: All public and private entities, nonprofit and for-profit, are eligible to apply. Eligible entities may include, but are not limited to, public and private institutions for higher education, State and local governments, professional associations, public or private health research organizations, and foundations. Beneficiary Eligibility: The entities that will benefit from this program are health care personnel, health research personnel and the general public. Credentials/Documentation: The basis for determining the allowance and allocability of costs charged to Public Health Service (PHS) grants is set forth in 45 CFR Part 74, Subpart Q. The five separate sets of cost principles are: (1) OMB Circular No. A-87 for State and local governments, (2) OMB Circular No. A-21 for institutions of higher education, (3) 45 CFR 74, Appendix E for hospitals, (4) OMB Circular No. A-122 for nonprofit organizations, and (5) 48 CFR Subpart 31.2 for for-profit (commercial) organizations.

FINANCIAL INFORMATION: Account Identification: 75-0350-0-1-550. Obligations: (Grants) FY 87 \$0; FY 88 est \$1,436,000; and FY 89 est \$1,500,000. Range and Average of Financial Assistance: Approximately 3 to 5 awards will be made under this program.

INFORMATION CONTACTS: Regional or Local Office: Not applicable. Headquarters Office: Ms. Arlene Granderson, Office of Rural Health Policy, Parklawn Building, Room 14-22, 5600 Fishers Lane, Rockville, MD 20857. Mr. Paul T. Clark, Chief, Grants and Audit Resolutions Branch, Division of Grants and Procurement Management, Parklawn Building, Room 13A-27, 5600 Fishers Lane, Rockville, MD 20857. Telephone: (301) 443-0835. (Use same 7-digit number for FTS.)

13.224 COMMUNITY HEALTH CENTERS

FEDERAL AGENCY: Health Resources and Services Administration, Public Health Service, Department of Health and Human Services

AUTHORIZATION: Public Health Service Act, Section 330, as amended, Public Law 99-280.

OBJECTIVES: To support the development and operation of community health centers which provide primary health services, supplemental health services and environmental health services to medically underserved populations. Priorities will be focused on providing services in the most medically underserved areas and maintenance of existing centers which are serving high priority populations and have demonstrated sound fiscal and management capabilities, monitoring and assessment of project performance, development and implementation of mechanisms for improving quality of care, and maximizing third-party reimbursement levels, through improved project administration and management.

TYPES OF ASSISTANCE: Project Grants.

ELIGIBILITY REQUIREMENTS: Applicant Eligibility: Public or nonprofit private agency, institution, or organization and a limited number of State and local governments. Profit-making organizations are not eligible. Beneficiary Eligibility: Population groups in medically underserved areas. Credentials/Documentation: Costs will be determined in accordance with OMB Circular No. A-87 for State and local governments. For others, costs will be determined in accordance with HHS Regulations, 45 CFR Part 74, Subpart Q.

FINANCIAL INFORMATION: Account Identification: 75-0350-0-1-550. Obligations: (Grants) FY 87 \$419,550,000; FY 88 est \$382,960,000; and FY 89 est \$400,000,000. Range and Average of Financial Assistance: \$25,000 to \$4,000,000; \$1,203,731.

INFORMATION CONTACTS: Regional or Local Office: Each Regional Health Administrator of the HHS Regional Offices is responsible for the administration of this program. (See the Catalog for a list of Regional Offices.) Headquarters Office: Director, Division Primary Care Services, Bureau of Health Care Delivery and Assistance, Room 7A-55, Parklawn Building, 5600 Fishers Lane, Rockville, MD 20857. Telephone: (301) 443-2260. (Use same 7-digit number for FTS.) Contact: Mr. Richard C. Bohrer.

13.246 MIGRANT HEALTH CENTERS GRANTS

FEDERAL AGENCY: Health Resources and Services Administration, Public Health Service, Department of Health and Human Services

AUTHORIZATION: Public Health Service Act, Title III, Section 329 (c), (d), (e), and (g), Public Law 78-410, 42 U.S.C. 247d, as amended, Public Law 94-63, Public Law 95-626, and Public Law 97-35.

OBJECTIVES: To support the development and operation of migrant health centers and projects which provide primary health care services, supplemental health services and environmental health services which are accessible to migrant and seasonal agricultural farm workers and their families as they move and work.

TYPES OF ASSISTANCE: Project Grants.

ELIGIBILITY REQUIREMENTS: Applicant Eligibility: Any public or nonprofit private entity. Priority will be given to applications submitted by community-based organizations which are representative of the populations to be served. Profit-making organizations are not eligible. Beneficiary Eligibility: Migratory agricultural workers, seasonal agricultural workers, and members of their families. Credentials/Documentation: Costs will be determined in accordance with OMB Circular No. A-87 for State and local governments. For others, costs will be determined in accordance with HHS Regulations 45 CFR Part 74, Subpart Q.

FINANCIAL INFORMATION: Account Identification: 75-0350-0-1-550. Obligations: (Grants) FY 87 \$45,400,000; FY 88 est \$43,466,000; and FY 89 est \$43,466,000. Range and Average of Financial Assistance: \$30,000 to \$1,300,000; \$300,000.

INFORMATION CONTACTS: Regional or Local Office: Each Regional Health Administrator of the HHS Regional Offices is responsible for the administration of this program. (See the Catalog for a listing of Regional Offices.) Headquarters Office: Director, Migrant Health Program, Bureau of Health Care Delivery and Assistance, Room 7A55, 5600 Fishers Lane, Rockville, MD 20857. Telephone: (301) 443-1153. (Use same 7-digit number for FTS). Contact: Ms. Sonia M. Leon Reig.

13.258 NATIONAL HEALTH SERVICE CORPS

FEDERAL AGENCY: Health Resources and Services Administration, Public Health Service, Department of Health and Human Services

AUTHORIZATION: Public Health Service Act, Sections 333 and 335 (c), as amended, Public Law 100-177, 42 U.S.C. 254f and 254h.

OBJECTIVES: To improve the delivery of health care services to residents in areas critically short of health personnel by the assignment of additional medical personnel.

TYPES OF ASSISTANCE: Direct Loans; Provision of Specialized Services.

ELIGIBILITY REQUIREMENTS: Applicant Eligibility: Applications for assignment of Corps personnel may be made by any public or nonprofit private health or health-related organization in designated areas. The potential beneficiary community must be closely involved with such an application. Beneficiary Eligibility: Ultimate program beneficiaries are the residents of areas which receive Corps assignees. All persons are eligible to receive health services on an equal basis. Credentials/Documentation: Recommendations should be sought from State Health Planning and Development Agency as well as from health professional societies in the area concerned. This program is excluded from coverage under OMB Circular No. A-87.

FINANCIAL INFORMATION: Account Identification: 75-0350-0-1-550. Obligations: (Salaries and Expenses) FY 87 \$37,420,000; FY 88 est \$52,657,000; and FY 89 est \$35,000,000. (Loans; FY 87 \$0; FY 88 est \$478,500; and FY 89 est \$50,000. Range and Average of Financial Assistance: (Loans) \$10,000 to \$50,000; \$10,000.

INFORMATION CONTACTS: Regional or Local Office: Regional Health Administrator, or National Health Service Corps Regional Program Consultant of the appropriate HHS Regional Offices (see the Catalog for a listing of Regional Offices). Headquarters Office: Dr. Audrey F. Manley, Director, National Health Service Corps, Health Resources and Services Administration, Room 7A-39, Parklawn Building, 5600 Fishers Lane, Rockville, MD 20857. Telephone: (301) 443-2900. (Use same 7-digit number for FTS.)

13.600 ADMINISTRATION FOR CHILDREN, YOUTH AND FAMILIES--HEAD START (HEAD START)

FEDERAL AGENCY: Office of Human Development (OHD) Services, Department of Health and Human Services

AUTHORIZATION: Head Start Act; Omnibus Budget Reconciliation Act of 1981, Public Law 97-35, as amended; Public Law 99-459, 42 U.S.C 2921 et seq.

OBJECTIVES: To provide comprehensive health, educational, nutritional, social and other services primarily to economically disadvantaged preschool children, including Indian children on federally recognized reservations, and children of migratory workers and their families; and to involve parents in activities with their children so that the children will attain overall social competence.

TYPES OF ASSISTANCE: Project Grants.

ELIGIBILITY REQUIREMENTS: Applicant Eligibility: Any local government, federally recognized Indian tribe, or private nonprofit agency which meets the requirements may apply for a grant. Grantee agencies may subcontract with other child-serving agencies to provide services to Head Start children. Beneficiary Eligibility: Full-year Head Start programs are primarily for children from age 3 up to the age when the child enters the school system, but may include some younger children. No less than 10 percent of the total enrollment opportunities in Head Start programs in each State shall be available for handicapped children. Credentials/Documentation: Nonprofit organizations which have not previously received OHD program support must submit proof of nonprofit status. Applicable costs and administrative procedures will be determined in accordance with Part 74 and 92 of Title 45 of the Code of Federal Regulations, which

implement the requirements of OMB Circular No. A-87 OMB Circular No. A-21, and OMB Circular No. A-122.

FINANCIAL INFORMATION: Account Identification: 75-1636-0-1-506. Obligations: (Grants) FY 87 \$1,130,344,000; FY 88 est \$1,206,324,000; and FY 89 est \$1,206,324,000. (NOTE: The funds in this program are also available for program contracts. The amounts which can be used for such contracts cannot be predetermined.) Range and Average of Financial Assistance: \$44,000 to \$36,696,000.

INFORMATION CONTACTS: Regional or Local Office: Regional Program Director, Children, Youth and Families, Office of Human Development Services, HHS Regional Offices (see the Catalog for list of addresses of Regional Offices). Headquarters Office: Administration for Children, Youth and Families/Head Start, Office of Human Development Services, Department of Health and Human Services, P.O. Box 1182, Washington, DC 20013. Telephone: (202) 755-7782.

13.792 COMMUNITY SERVICES BLOCK GRANT

FEDERAL AGENCY: Office of Community Services, Family Support Administration, Department of Health and Human Services

AUTHORIZATION: Omnibus Budget Reconciliation Act of 1981, as amended, Public Law 97-35; Community Services Block Grant Act, Title VI, Subtitle B, Section 671, 42 U.S.C. 9901; Community Economic Development Act of 1981, Title VI, Chapter 8, Subchapter A, Section 611, 42 U.S.C. 9801; Human Services Reauthorization Act of 1984, Public Law 98-558; Human Services Reauthorization Act of 1986, Public Law 99-425.

OBJECTIVES: (1) To provide services and activities having a measurable and potential major impact on causes of poverty in the community or those areas of the community where poverty is a particularly acute problem; (2) to provide activities designed to assist low-income participants, including the elderly poor, to: secure and retain meaningful employment; attain an adequate education; make better use of available income; obtain and maintain adequate housing and a suitable living environment; obtain emergency assistance through loans or grants to meet immediate and urgent individual and family needs, including health services, nutritious food, housing, and employment-related assistance; remove obstacles and solve problems which block the achievement of self-sufficiency;

achieve greater participation in the affairs of the community; and make more effective use of other related programs; (3) to provide on an emergency basis for the provision of such supplies and services, nutritious foodstuffs, and related services, as may be necessary to counteract conditions of starvation and malnutrition among the poor; (4) to coordinate and establish linkages between governmental and other social services programs to assure the effective delivery of such services to low-income individuals; and (5) to encourage the use of entities in the private sector of the community in efforts to ameliorate poverty in the community.

TYPES OF ASSISTANCE: Formula Grants.

ELIGIBILITY REQUIREMENTS: Applicant Eligibility: The Secretary is authorized to make grants to States. This means each of the 50 States, the District of Columbia, the Commonwealth of Puerto Rico, Guam, the Virgin Islands, American Samoa, the Commonwealth of the Northern Mariana Islands, the Republic of Palau, the Federated States of Micronesia, and the Republic of the Marshall Islands. The Secretary also provides assistance directly to the governing body of an Indian tribe or tribal organization upon application by the tribe. Only State-recognized tribes, as evidenced by a statement to that effect by the Governor, or tribes formally recognized by the Secretary of the Interior under the procedure for such recognition in 25 CFR Part 54 are eligible to receive direct grants. Beneficiary Eligibility: States make grants to locally based nonprofit community antipoverty agencies and other eligible entities which provide services to low-income individuals and families. The official poverty line established by the Director of the Office of Management and Budget is used as a criterion of eligibility in the Community Services Block Grant program. When a State determines that it serves the objectives of the block grant, it may revise the poverty line not to exceed 125 percent of the official poverty line. Credentials/Documentation: This program is excluded from coverage under OMB Circular No. A-87.

FINANCIAL INFORMATION: Account Identification: 75-1504-0-1-506. Obligations: (Block Grants) FY 87 \$335,000,000; FY 88 est \$325,516,000; FY 89 est \$282,100,000. Range and Average of Financial Assistance: \$126,724 to \$30,177,924; \$2,750,000.

INFORMATION CONTACTS: Regional or Local Office: Not applicable. Headquarters Office: Spencer Lott, Director, Office of State and Project Assistance, Office of Community Services, Family Support Administration, DHHS, 330 C Street

SW, Room 2054, Washington, DC 20201. Telephone: (202) 475-0418.

13.793 COMMUNITY SERVICES BLOCK GRANT--DISCRETIONARY AWARDS

FEDERAL AGENCY: Office of Community Services, Family Support Administration, Department of Health and Human Services

AUTHORIZATION: Omnibus Budget Reconciliation Act of 1981, as amended, Public Law 97-35; Community Services Block Grant Act, Title VI, Subtitle B, Section 681, 42 U.S.C. 9910; Community Economic Development Act of 1981, Title VI, Chapter 8, Subchapter A, Section 611, 42 U.S.C. 9801; Human Services Reauthorization Act of 1984, Section 204, Public Law 98-558, 42 U.S.C. 9910; Human Services Reauthorization Act of 1986, Public Law 99-425, 42 U.S.C. 9910b.

OBJECTIVES: To support program activities of national or regional significance to alleviate the causes of poverty in distressed communities which promote: (1) full-time permanent jobs for poverty level project area residents; (2) income and/or ownership opportunities for low-income community members; (3) a better standard of living for rural low-income individuals in terms of housing or water and waste-water treatment; (4) the implementation of projects, including projects proposing new and innovative strategies for addressing the special needs of migrants and seasonal farmworkers; and (5) national or regional programs designed to provide recreational activities for low-income youth.

TYPES OF ASSISTANCE: Direct Payments for Specified Use.

ELIGIBILITY REQUIREMENTS: Applicant Eligibility: For economic development projects, eligibility is restricted to private, locally initiated, nonprofit community development corporations (or affiliates of such corporations) governed by a board consisting of residents of the community and business and civic leaders. For all other discretionary awards, the Secretary is authorized to make direct grants to States, public agencies, and private nonprofit organizations. Beneficiary Eligibility: A project must be targeted to address the needs of a specific segment of low-income individuals or families. The official poverty line established by the Director of OMB and published annually by the Department of Health and Human Services is used as a criterion of eligibility in the Community Services

Discretionary Grant program. Credentials/Documentation: Costs will be determined in accordance with OMB Circular No. A-87, "Cost Principles for State and Local Governments."

FINANCIAL INFORMATION: Account Identification: 75-1504-0-1-506. Obligations: (Discretionary Awards) FY 87 \$29,736,000; FY 88 est \$32,360,000; and FY 89 est \$27,900,000. Range and Average of Financial Assistance: \$50,000 to \$500,000; \$350,000.

INFORMATION CONTACTS: Regional or Local Office: Not applicable. Headquarters Office: Mr. Spencer L. Lott, II, Director, Office of State and Project Assistance, Office of Community Services, Family Support Administration, Room 2054, 330 C Street SW, Washington, DC 20201. Telephone: (202) 475-0418.

14.142 PROPERTY IMPROVEMENT LOAN INSURANCE FOR IMPROVING ALL EXISTING STRUCTURES AND BUILDING OF NEW NONRESIDENTIAL STRUCTURES (TITLE I)

FEDERAL AGENCY: Housing, Department of Housing and Urban Development (HUD)

AUTHORIZATION: National Housing Act, as amended, Title I, Section 2 as amended, 12 U.S.C. 1703.

OBJECTIVES: To facilitate the financing of improvements to homes and other existing structures and the building of new nonresidential structures.

TYPES OF ASSISTANCE: Guaranteed/Insured Loans.

ELIGIBILITY REQUIREMENTS: Applicant Eligibility: Eligible borrowers include the owner of the property to be improved, a lessee having a lease extending at least 6 months beyond maturity of the loan, or a purchaser of the property under a land installment contract. Beneficiary Eligibility: Individuals/families. Credentials/Documentation: The responsibility for credit approval of borrowers is exercised by HUD-insured lenders. This program is excluded from coverage under OMB Circular No. A-87.

FINANCIAL INFORMATION: Account Identification: 86-4070-0-3-371. Obligations: (Loans insured included funding for

programs 14.110 and 14.162) FY 87 \$496,876,644; FY 88 est \$1,053,000,000; and FY 89 est \$1,181,350,000.

INFORMATION CONTACTS: Regional or Local Office: Contact the appropriate HUD Field Office listed in the Catalog address appendix. Headquarters Office: Director, Title I Insurance Division, Department of Housing and Urban Development, Washington, DC 20410. Telephone: (202) 755-6880.

14.219 COMMUNITY DEVELOPMENT BLOCK GRANTS/SMALL CITIES PROGRAM (CDBG/SMALL CITIES)

FEDERAL AGENCY: Community Planning and Development, Department of Housing and Urban Development

AUTHORIZATION: Title I of the Housing and Community Development Act of 1974, Public Law 93-383, 42 U.S.C. 5301-5317, as amended.

OBJECTIVES: The primary objective of this program is the development of viable urban communities by providing decent housing, a suitable living environment, and expanding economic opportunities, principally for persons of low and moderate income.

TYPES OF ASSISTANCE: Project Grants.

ELIGIBILITY REQUIREMENTS: Applicant Eligibility: Under the CDBG Program/State Program (14.228) each State may now elect to administer all aspects of the Small Cities Program for the nonentitlement communities within its jurisdiction. However, HUD will continue to administer the Small Cities Program in States not electing to do so. In States where HUD administers the program, eligible applicants are units of general local government (including counties), except metropolitan cities, urban counties or units participating in an urban county's CDBG program, and Indian tribes eligible for assistance under Section 107(a)(3) of the Act. Beneficiary Eligibility: State and local governments. Credentials/Documentation: Costs will be determined in accordance with OMB Circular No. A-8 for State and local governments.

FINANCIAL INFORMATION: Account Identification: 6-0162-0-1-451. Obligations: (General purpose discretionary) FY 87 \$38,407,000; FY 88 est \$36,860,000; and FY 89 est \$0. These are total amounts for CDBG small cities and include only HUD

administered obligations. Range and Average of Financial Assistance: In fiscal year 1987, averages were approximately \$350,000 for Single Purpose and \$550,000 for Comprehensive.

INFORMATION CONTACTS: Regional or Local Office: Contact appropriate HUD Field Office (or Regional Office in Region VIII) listed in the Catalog. Headquarters Office: State and Small Cities Division, Office of Block Grant Assistance Community Planning and Development, Department of Housing and Urban Development, 451 7th Street SW, Washington, DC 20410.

14.221 URBAN DEVELOPMENT ACTION GRANTS (UDAG)

FEDERAL AGENCY: Community Planning and Development, Department of Housing and Urban Development

AUTHORIZATION: Housing and Community Development Act of 1974 as amended, Title I, Public Law 93-383, 42 U.S.C. 5301-5317; Housing and Community Development Act of 1977, Title I, Section 110, Public Law 95-128, 42 U.S.C. 5304; Housing and Community Development Amendments of 1979, Title I Public Law 96-153; Housing and Community Development Act of 1980, Public Law 96-9390; Omnibus Budget Reconciliation Act of 1981, as amended, Public Law 97-35; Housing and Urban-Rural Recovery Act of 1983, Public Law 98-181; Housing and Community Development Act of 1987.

OBJECTIVES: To assist severely distressed large and small cities, urban counties, Guam, the Virgin Islands, Indian tribes and nondistressed cities containing pockets of poverty in alleviating economic deterioration by means of increased public and private investment in order to aid in economic recovery to strengthen the economic, employment, and tax bases of these cities.

TYPES OF ASSISTANCE: Project Grants.

ELIGIBILITY REQUIREMENTS: Applicant Eligibility: Eligible applicants are distressed cities and distressed urban counties which meet the following criteria specified in Section 570.452 of the regulations: a) minimum standards of physical and economic distress; b) demonstrated results in providing housing for persons of low and moderate income; and c) demonstrated results in providing equal opportunity in housing and employment for low and moderate income persons and members of minority groups. Those cities and urban counties

which do not qualify as distressed communities but which contain pockets of poverty may qualify for the program by meeting the criteria of Section 570.466 pertaining only to pockets of poverty. Beneficiary Eligibility: Distressed cities, and urban counties, Guam, the Virgin Islands, Indian tribes and nondistressed cities containing pockets of poverty. Credentials/Documentation: Costs will be determined in accordance with OMB Circular No. A-87 for State and local governments.

FINANCIAL INFORMATION: Account Identification: 86-0170-0-1-451. Obligations: (Grants) FY 87 \$306,315,000; FY 88 est \$379,149,000; and FY 89 est \$75,000,000. Range and Average of Financial Assistance: There is a cap of \$10,000,000 per project on UDAG funds for fiscal year 1988 and 1989. FY 88 small cities average: \$950,000; FY 87 large cities average: \$2,000,000.

INFORMATION CONTACTS: Regional or Local Office: Contact appropriate HUD Field Office (CPD Division) or Office of Indian Programs (or Regional Office in Region VIII), listed in the Catalog. Headquarters Office: Office of Urban Development Action Grants, Community Planning and Development, HUD, 451 7th St. SW, Washington, DC 20410. Telephone: (202) 755-6290.

14.227 COMMUNITY DEVELOPMENT BLOCK GRANTS/SECRETARY'S DISCRETIONARY FUND/TECHNICAL ASSISTANCE PROGRAM

FEDERAL AGENCY: Community Planning and Development, Department of Housing and Urban Development

AUTHORIZATION: Housing and Community Development Act of 1974, Section 107 (a)(4), as amended.

OBJECTIVES: To help States, units of general local government, Indian tribes and areawide planning organizations to plan, develop and administer local Community Development Block Grant and Urban Development Action Grant programs.

TYPES OF ASSISTANCE: Project Grants (Cooperative Agreements); Direct Payments for Specified Use.

ELIGIBILITY REQUIREMENTS: Applicant Eligibility: States, units of general local government, Indian tribes, areawide planning organizations, groups designated by such governmental

units to assist them in carrying out assistance under Title I of Public Law 93-383 and qualified groups assisting more than one governmental unit may submit unsolicited proposals. Specifications for respondents to competitive request for proposals are stated in the request documents. Beneficiary Eligibility: Indian tribes and Alaska natives, Insular Areas, entities participating or actively intending to participate in the planning, developing, or administering of a Community Development Block Grant or Urban Development Action Grant program. Credentials/Documentation: Costs will be determined in accordance with OMB Circular No. A-87 for State and local governments.

FINANCIAL INFORMATION: Account Identification: 6-0162-0-1-451. Obligations: (Allocations) FY 87 \$11,725,000; FY 88 est \$12,350,000; and FY 89 est \$13,000,000. Range and Average of Financial Assistance: Not applicable.

INFORMATION CONTACTS: Regional or Local Office: Contact appropriate HUD Area Office or Regional Office listed in the Catalog. Headquarters Office: Office of Program Policy Development, Community Planning and Development, Department of Housing and Urban Development, 451 7th St. SW, Washington, DC 20410. Telephone: (202) 755-6876.

14.228 COMMUNITY DEVELOPMENT BLOCK GRANTS/STATE'S PROGRAM

FEDERAL AGENCY: Community Planning and Development, Department of Housing and Urban Development

AUTHORIZATION: Title I, Housing and Community Development Act of 1974, as amended, Public Law 93-383, 88 Stat. 633, 42 U.S.C. 5301.

OBJECTIVES: The primary objective of this program is the development of viable urban communities by providing decent housing, a suitable living environment, and expanding economic opportunities, principally for persons of low and moderate income.

TYPES OF ASSISTANCE: Formula Grants.

ELIGIBILITY REQUIREMENTS: Applicant Eligibility: State governments. States must distribute the funds to units of general local government in nonentitlement areas. Beneficiary Eligibility: Units of general local government in

nonentitlement are. Credentials/Documentation: The State must certify that with respect to nonentitlement areas the State will: (1) engage in planning for community development activities, (2) provide technical assistance, (3) consult with local officials from nonentitlement areas in determining method for distributing funds and (4) each unit of general local government to receive funds must identify its housing and community development needs, the needs of low and moderate income persons, and the activities to be undertaken to meet such needs. The State must submit a final statement which consists of its community development objectives, its method of distributing CDBG funds and a description of the past use of funds. The State must also certify that (1) it has met the statutory citizen participation requirements, (2) it will conduct its grant in conformance with the Civil Rights Act of 1964 and the Fair Housing Act of 1968, (3) all activities will meet one of the three national objectives described under "OBJECTIVES", and (4) it will comply with the other provisions of Title I and all applicable law. This program is excluded from coverage under OMB Circular No. A-87.

FINANCIAL INFORMATION: Account Identification: 86-0162-0-1-451. Obligations: (Grants) FY 87 \$844,193,000 (in 49 States); FY 88 est \$752,848,000 (in 49 States); and FY 89 est \$772,500,000 (in 51 States plus Puerto Rico). Range and Average of Financial Assistance: Amount determined by formula.

INFORMATION CONTACTS: Regional or Local Office: Contact appropriate HUD Field Office (or Regional Office in Region VIII) listed in the Catalog. Headquarters Office: State and Small Cities Division, Office of Block Grant Assistance, Community Planning and Development, Department of Housing and Urban Development, 451 7th Street SW, Washington, DC 20410.

14.232 COMMUNITY DEVELOPMENT BLOCK GRANT/SECRETARY'S DISCRETIONARY FUND/SPECIAL PROJECTS (SPECIAL PROJECTS PROGRAM)

FEDERAL AGENCY: Community Planning and Development, Department of Housing and Urban Development
AUTHORIZATION: Housing and Community Development Act of 1974, Section 107, as amended.

OBJECTIVES: To award grants to States and units of general local government for special projects that address community development activities or techniques consistent with the

purpose of Title I of the Housing and Community Development Act.

TYPES OF ASSISTANCE: Project Grants.

ELIGIBILITY REQUIREMENTS: Applicant Eligibility: States and units of general local government as defined in Section 570.3 (u) and (v). Beneficiary Eligibility: States and units of general local government. Credentials/Documentation: Costs will be determined in accordance with OMB Circular No. A-87 for States and local government.

FINANCIAL INFORMATION: Account Identification: 86-0162-0-1-451. Obligations: (Grants) FY 87 \$10,275,000; FY 88 est \$7,650,000; and FY 89 est \$3,000,000. Range and Average of Financial Assistance: Not applicable.

INFORMATION CONTACTS: Regional or Local Office: Contact appropriate HUD Field Office or Regional Office listed in the Catalog. Headquarters Office: Office of Program Policy Development, Community Planning and Development, Department of Housing and Urban Development, 451 7th Street SW, Washington, DC 20410. Telephone: (202) 755-6090.

15.250 REGULATION OF SURFACE COAL MINING AND SURFACE EFFECTS OF UNDERGROUND COAL MINING

FEDERAL AGENCY: Office of Surface Mining Reclamation and Enforcement, Department of the Interior

AUTHORIZATION: Surface Mining Control and Reclamation Act of 1977, Public Law 95-87, 91 Stat. 145-532.

OBJECTIVES: To protect society and the environment from the adverse effects of surface coal mining operations consistent with assuring the coal supply essential to the Nation's energy requirements.

TYPES OF ASSISTANCE: Project Grants; Direct Payment for Specified Use

ELIGIBILITY REQUIREMENTS: Applicant Eligibility: State governor, tribal chairman designated agencies, and small coal mine operators. Beneficiary Eligibility: State and tribal agencies responsible for regulation, reclamation, and enforcement of provisions protecting the environment from

negative effects of coal mining operations. Coal mining operators with annual production of less than 100,000 tons total at all mining locations may apply to State or Federal regulatory authorities for assistance in meeting certain technical permit application requirements. Credentials/Documentation: The Governor of a State or tribal chairman designates an agency to act as recipient of the grant or funded cooperative agreement. Costs will be determined in accordance with OMB Circular No. A-87 for State and local governments.

FINANCIAL INFORMATION: Account Identification: 14-1801-0-1-302; 14-1802-0-1-302. Obligations: FY 87 \$42,110,000; FY 88 est \$40,110,000; and FY 89 est \$41,900,000. (Includes all cooperative agreements and State grants except SOAP grants.) (Small Operator Assistance) FY 87 \$3,000,000; FY 88 est \$3,000,000; and FY 89 est \$3,000,000. Range and Average of Financial Assistance: Small Operator Assistance FY 87 \$20,000 to \$600,000; FY 88 est \$20,000 to \$500,000. Administration and Enforcement FY 87 \$100,000 to \$9,500,000 and FY 88 est \$100,000 to \$500,000. This represents an average of \$1.60 million in FY 87.

INFORMATION CONTACTS: Regional or Local Office: See Catalog. Headquarters Office: Office of Surface Mining Reclamation and Enforcement, Department of the Interior, 1951 Constitution Ave. NW, Washington, DC 20245. Contact: Arthur Abbs, Chief, Division of Regulatory Programs. Telephone: (202) 343-5351.

15.503 SMALL RECLAMATION PROJECTS (SMALL PROJECT LOANS)

FEDERAL AGENCY: Bureau of Reclamation, Department of the Interior

AUTHORIZATION: Small Reclamation Projects Act; Public Law 84-984 (as amended), June 5, 1957, Public Law 85-47, 71 Stat. 48, September 2, 1966, Public Law 89-553, 80 Stat. 376, November 24, 1971, Public Law 91-167, 85 Stat. 488, December 27, 1975, Public Law 94-18, 89 Stat. 1049, September 4, 1980, Public Law 96-336, 94 Stat. 1063, and October 12, 1982, Public Law 97-293, 96 Stat. 1263, and October 27, 1986, Public Law 99-546, 50 Stat. 850.

OBJECTIVES: To provide Federal loans and possible grants to public nonfederal organizations for rehabilitation and betterment or construction of water resource development

projects located in the 17 westernmost contiguous States and Hawaii.

TYPES OF ASSISTANCE: Project Grants; Direct Loans.

ELIGIBILITY REQUIREMENTS: Applicant Eligibility: City, county, irrigation or water district, or other entities organized under State law and eligible to contract with the Federal Government, and who can demonstrate engineering and financial feasibility of project proposal. Private individuals are not eligible. Beneficiary Eligibility: Public nonfederal organizations, organized under State statute eligible to contract with the Federal Government. Credentials/Documentation: An application report prepared at applicant's expense demonstrating engineering and financial feasibility for the proposed project and ability to repay loan within 40 years. This program is excluded from coverage under OMB Circular No. A-87.

FINANCIAL INFORMATION: Account Identification: 14-0667-0-1-301, Obligations: (Grants and loans) FY 87 \$51,130,530; FY 88 est \$36,702,775; and FY 89 est \$19,022,000. (Salaries and Expenses) FY 87 \$941,150; FY 88 est \$999,417; and FY 89 est \$820,000. Range and Average of Financial Assistance: Loans: \$3,193,000 to \$25,975,000; \$15,446,790.

INFORMATION CONTACTS: Regional or Local Office: Regional Director, Bureau of Reclamation. For addresses, see Catalog. Headquarters Office: Commissioner, Bureau of Reclamation, Department of the Interior, Washington, DC 20240. Contact: Dick L. Porter, Chief, Special Projects Branch. Telephone: (202) 343-5501.

15.916 OUTDOOR RECREATION--ACQUISITION, DEVELOPMENT AND PLANNING (LAND AND WATER CONSERVATION FUND GRANTS)

FEDERAL AGENCY: National Park Service, Department of the Interior

AUTHORIZATION: 16 U.S.C. 1-4 et seq.; Land and Water Conservation Fund Act of 1965, Public Law 88-578, 78 Stat. 897, as amended; Public Law 90-401, 82 Stat. 354; Public Law 91-485, 84 Stat. 1084; Public Law 91-308, 84 Stat. 410; Public Law 92-347, 86 Stat. 460; Public Law 93-81, 87 Stat. 178; Public Law 94-422, 90 Stat. 1313; Public Law 95-42, 91 Stat. 210.

OBJECTIVES: To provide financial assistance to the States and their political subdivisions for the preparation of Statewide Comprehensive Outdoor Recreation Plans (SCORPs) and acquisition and development of outdoor recreation areas and facilities for the general public, to meet current and future needs.

TYPES OF ASSISTANCE: Project Grants.

ELIGIBILITY REQUIREMENTS: Applicant Eligibility: For planning grants, only the State agency formally designated by the Governor or State law as responsible for the preparation and maintenance of the SCORP is eligible to apply. (Treated as States in this regard are the District of Columbia, Puerto Rico, the Virgin Islands, American Samoa, the Northern Mariana Islands, and Guam.) For acquisition and development grants, the above designated agency may apply for assistance for itself, or on behalf of other State agencies or political subdivisions, such as cities, counties, and park districts. Additionally, Indian tribes which are organized to govern themselves and perform the function of a general purpose unit of government qualify for assistance under the program. Individuals and private organizations are not eligible. Beneficiary Eligibility: The general public. For planning grants, same as Applicant Eligibility. Credentials/Documentation: The State Liaison Officer (SLO), appointed by the Governor to administer the program in the State, must furnish assurance that the project is in accord with the SCORP; i.e., that it meets high priority recreation needs shown in the action program portion of the plan. The State's apportionment balance of fund monies must be adequate for the project, and the sponsoring agency must permanently dedicate the project to public outdoor recreation and assume responsibility for operation and maintenance. SCORPs must cite the State's legal authority to participate in the Land and Water Conservation Fund program. Costs will be determined in accordance with OMB Circular No. A-87 for State and local governments.

FINANCIAL INFORMATION: Account Identification: 14-5035-0-2-303. Obligations: (Grants) FY 87 \$46,600,000; FY 88 est \$24,000,000; and FY 89 est \$0. Range and Average of Financial Assistance: \$150 to \$5,450,000; \$68,178.

INFORMATION CONTACTS: Regional or Local Office: See Catalog for addresses. Headquarters Office: Chief, Recreation Grants Division, National Park Service, Department of the Interior,

P.O. Box 37127, Washington, DC 20013-7127. Telephone: (202) 343-3700. Contact: Sam L. Hall.

17.207 EMPLOYMENT SERVICE

FEDERAL AGENCY: Employment and Training Administration, Department of Labor

AUTHORIZATION: Wagner-Peyser Act of 1933, Public Law 73-30, as amended, Public Law 97-300, 29 U.S.C. 49-49n and 39 U.S.C. 338; Social Security Act of 1935, Public Law 74-271, as amended; 42 U.S.C. 1101 et seq.

OBJECTIVES: To place persons in employment by providing a variety of placement-related services without charge to job seekers and to employers seeking qualified individuals to fill job openings.

TYPES OF ASSISTANCE: Formula Grants; Provision of Specialized Services; Advisory Services and Counseling.

ELIGIBILITY REQUIREMENTS: Applicant Eligibility: States, including Washington DC, the Virgin Islands, Puerto Rico, and Guam. Beneficiary Eligibility: All employers seeking workers, persons seeking employment, and associated groups. Priority in service is given to veterans, with handicapped veterans receiving preferential treatment over other veterans. Credentials/Documentation: Some employment services require certain credentials, such as licenses for placement in some positions, but ordinarily no documents or credentials are required to receive services. Cost will be determined in accordance with OMB Circular No. A-87 as codified in 41 CFR 1-15.7 for State and local governments.

FINANCIAL INFORMATION: Account Identification: 16-0179-0-1-504; 20-8042-0-7-999. Obligations: (Grants) Program operates on program year (PY) beginning on July 1 and ending on June 30. PY 87 \$755,200,000; PY 88 est \$723,029,000; and PY 89 est \$678,500,000. Range and Average of Financial Assistance: Determined by legislative formula.

INFORMATION CONTACTS: Regional or Local Office: Contact the nearest office of the State Employment Security Agency or the appropriate Employment and Training Administration regional office listed in the Catalog. Headquarters Office: Director, United States Employment Service, Employment and Training

Administration, Department of Labor, Washington, DC 20210.
Telephone: (202) 535-0157. Contact: Robert A. Schaerfl.

17.235 SENIOR COMMUNITY SERVICE EMPLOYMENT PROGRAM (SCSEP)

FEDERAL AGENCY: Employment and Training Administration,
Department of Labor

AUTHORIZATION: Older Americans Act of 1965, Title V, as
amended, Public Law 100-175, 101 Stat. 926, 42 U.S.C 3001
note.

OBJECTIVES: To provide, foster, and promote useful part-time
work opportunities (usually 20 hours per week) in community
service activities for low-income persons who are 55 years old
and older. To the extent feasible the program assists and
promotes the transition of program enrollees into unsubsidized
employment.

TYPES OF ASSISTANCE: Formula Grants; Project Grants.

ELIGIBILITY REQUIREMENTS: Applicant Eligibility: The
following types of organizations are eligible to receive
project grants: (1) States, (2) national public and private
nonprofit agencies and organizations other than political
parties, (3) U.S. Territories. Beneficiary Eligibility:
Adults 55 years or older with an income at or below 125
percent of the DHHS poverty level. Credentials/
Documentation: Prospective participants must certify
information relative to age and personal financial status
which is needed to determine whether the individual is
economically disadvantaged and program eligible. The
allowability of applicant organizational costs will be
determined in accordance with OMB Circular Nos. A-87 for State
and local governments, and A-122 for nonprofit organizations.

FINANCIAL INFORMATION: Account Identification: 16-0175-0-1-
504. Obligations: (Grants and Contracts) Program operates on
program year (PY) beginning on July 1 and ending on June 30.
PY 87 \$336,000,000; PY 88 est \$331,260,000; and PY 89 est
\$336,000,000. Range and Average of Financial Assistance: Not
calculated.

INFORMATION CONTACTS: Regional or Local Office: Not
applicable. Headquarters Office: Office of Special Targeted
Programs, Employment and Training Administration, Department

of Labor, Room 4641, 200 Constitution Avenue NW, Washington, DC 20210. Telephone: (202) 535-0500. Contact: Paul A. Mayrand.

17.245 TRADE ADJUSTMENT ASSISTANCE--WORKERS

FEDERAL AGENCY: Employment and Training Administration, Department of Labor

AUTHORIZATION: Trade Act of 1974, Title II, Public Law 93-618, 88 Stat. 1979, 19 U.S.C. 2271-2322, as amended; Omnibus Budget Reconciliation Act of 1981, Title XXV, Public Law 97-25, as amended; Miscellaneous Revenue Act of 1983, Public Law 97-362, as amended; Amendment to the International Coffee Agreement Act of 1980, Public Law 98-120, as amended; Deficit Reduction Act of 1984, Public Law 98-369, as amended, Public Law 99-190; Third Continuing Resolution for Fiscal Year 1986 Funds, as amended; Omnibus Budget Reconciliation Act of 1985, Title XIII, Public Law 99-272.

OBJECTIVES: To provide adjustment assistance to workers adversely affected by increased imports of articles like or directly competitive with articles produced by such workers' firm.

TYPES OF ASSISTANCE: Direct Payments with Unrestricted Use; Provision of Specialized Services.

ELIGIBILITY REQUIREMENTS: Applicant Eligibility: A petition for trade adjustment assistance must be filed with the Secretary of Labor by a group of three or more workers or by their certified or recognized union or other duly authorized representative. Notice of such filing shall be promptly published in the Federal Register. Within ten (10) days after publication, the petitioner or any other person, found by the Secretary to have a substantial interest, may request a hearing and be afforded the opportunity to be present, to present evidence and to be heard. The Secretary shall determine whether the petitioning group meets the requirements and may issue a certification of eligibility to apply for adjustment assistance. To be eligible to apply for adjustment assistance, the Department of Labor must determine that 1) a significant number or proportion of workers in such workers' firm, or subdivision of the firm, have become totally or partially separated, or are threatened to become totally or partially separated, 2) sales or production, or both, of such

firm have decreased absolutely, and 3) increases of imports like or directly competitive with articles produced by such workers' firm, were an important cause (increased imports must contribute importantly but also not necessarily more importantly than other cause) of such total or partial separation, or threat thereof, and to such decline in sales or production. Beneficiary Eligibility: Applicant must (A) be found by the Labor Department to have been adversely affected by imports, (B) be certified by the Secretary of Labor as eligible to apply for adjustment assistance, and (C) meet the following individual requirements: (1) unemployment or underemployment must have begun on or after the impact date specified in the Certification as the beginning of the import-caused unemployment or underemployment; (2) unemployment must begin before the expiration of the 2-year period beginning on the date on which the Secretary issued the Certification for the individual's group; and (3) or before the termination date, if any, specified in the Certification. In addition, to be eligible for weekly trade readjustment allowance (TRA) payments, the individual must: (a) have been employed at a minimum of \$30 per week by the import-affected firm for at least 26 of the previous 52 weeks including the week of total layoff from a single firm or subdivision (Up to 7 weeks of employer-authorized leave may be counted as qualifying weeks of employment or up to 26 weeks of disability compensation.); and (b) if his or her petition was filed on or after April 7, 1986, be enrolled in or have completed an approved job-search program which is reasonably available, unless waived by the State. Credentials/Documentation: None.

FINANCIAL INFORMATION: Account Identification: 16-0326-0-1-603; 16-0174-0-1-504; 16-0176-2-1-999. Obligations: (TRA payments) FY 87 \$215,790,000; FY 88 est \$138,000,000; and FY 89 est \$132,000,000. (Reemployment services--training, job search and relocation obligation): FY 87 \$49,100,000; FY 88 est \$47,870,000; and FY 89 est \$0. (New legislation is pending which would provide reemployment services to workers dislocated because of import competition and other economic reasons which would replace the trade adjustment assistance for workers programs.) Range and Average of Financial Assistance: Weekly allowance payments are the same as the amount of weekly State unemployment compensation.

INFORMATION CONTACTS: Regional or Local Office: Regional offices of the Employment and Training Administration, Department of Labor, listed in Catalog, and local offices of affiliated State Employment Security Agencies. Headquarters

Office: Marvin Fooks, Director, Office of Trade Adjustment Assistance, Employment and Training Administration, Department of Labor, 601 D Street, NW., Room 6434, Washington, DC 20213. Telephone: (202) 376-2646. Contact: Marvin M. Fooks.

17.246 EMPLOYMENT AND TRAINING ASSISTANCE--DISLOCATED WORKERS

FEDERAL AGENCY: Employment and Training Administration, Department of Labor

AUTHORIZATION: Job Training Partnership Act (JTPA) of 1982, as amended, Title III, Part A, Sections 301-308, Public Law 97-300, 29 U.S.C. 1501 et seq.

OBJECTIVES: To assist dislocated workers obtain unsubsidized employment through training and related employment services using a decentralized system of State programs.

TYPES OF ASSISTANCE: Formula Grants.

ELIGIBILITY REQUIREMENTS: Applicant Eligibility: States. Beneficiary Eligibility: Groups of individuals identified by the State who have been terminated or laid off or have received a notice of termination or layoff or who are long-term unemployed. Discretionary Program--Individuals affected by mass layoffs, natural disasters, Federal government actions, or who reside in areas of high unemployment or enterprise zones. Credentials/Documentation: States will sign a grant document agreeing to comply with the Act and regulations and agreeing to provide the required matching funds for the formula-allotted program.

FINANCIAL INFORMATION: Account Identification: 16-0174-0-1-504. Obligations: (Grants) Program operates on Program Year (PY). PY 87 \$200,000,000; PY 88 est \$287,220,000; and PY 89 est \$0. A new worker readjustment program has been proposed to supersede Title III of JTPA; congressional action is pending. Range and Average of Financial Assistance: No established range; based on formula allotments and discretionary projects approved.

INFORMATION CONTACTS: Regional or Local Office: Contact appropriate Regional Employment and Training Office listed in the Catalog. Headquarters Office: Employment and Training Administration, Department of Labor, 200 Constitution Avenue

NW, Washington, DC 20210. Contact: Robert N. Colombo.
Telephone: (202) 535-0577.

**17.249 EMPLOYMENT SERVICES AND JOB TRAINING--PILOT AND
DEMONSTRATION PROGRAMS**

FEDERAL AGENCY: Employment and Training Administration,
Department of Labor

AUTHORIZATION: Job Training Partnership Act of 1982, as
amended, Title IV, Part D, Sections 451, 453, Public Law
97-300, 29 U.S.C. 1731 and 1733.

OBJECTIVES: To provide, foster, and promote job training and
other services which are most appropriately administered at
the national level and which are operated in more than one
State to groups with particular disadvantages in the labor
market. To promote and foster new or improved linkages
between the network of Federal, State, and local employment
and training agencies and components of the private sector.
To carry out other special Federal responsibilities under the
Act.

TYPES OF ASSISTANCE: Project Grants (Contracts).

ELIGIBILITY REQUIREMENTS: Applicant Eligibility: State and
local governments, Federal agencies, private nonprofit and
profit-making organizations, and educational institutions.
NOTE: Applicant eligibility may be restricted to one or more
applicant classes under particular announcements and
solicitations. Beneficiary Eligibility: Generally limited to
the economically disadvantaged, normally with further
targeting by sex, age group, race, and/or other demographic
criteria. Credentials/Documentation: Nongovernmental
entities ordinarily must furnish documentary evidence of
adequate financial controls. Costs will be determined in
accordance with OMB Circular No. A-87 for State and local
governments, Federal Management Circular (FMC) 73-8 for
publicly financed educational institutions, and the
appropriate parts of 41 CFR 1-15 for other recipients.

FINANCIAL INFORMATION: Account Identification: 16-0174-0-1-
504. Obligations: (Contracts) FY 87 \$31,620,000; FY 88 est
\$38,964,000; and FY 89 est \$31,620,000. Range and Average of
Financial Assistance: \$175,000 to \$5,800,000; \$500,000.

INFORMATION CONTACTS: Regional or Local Office: Not applicable. Headquarters Office: Administrator, Office of Strategic Planning and Policy Development, Employment and Training Administration, Department of Labor, 200 Constitution Avenue NW, Washington, DC 20210. Telephone: (202) 535-0677. Contact: Lafayette Grisby.

17.250 JOB TRAINING PARTNERSHIP ACT (JTPA)

FEDERAL AGENCY: Employment and Training Administration, Department of Labor

AUTHORIZATION: Job Training Partnership Act of 1982, as amended, Titles I, II, and V, Part A, Sections 101-108, 201-205, 504, Public Law 97-300, 29 U.S.C. 1501 et seq.

OBJECTIVES: To provide job training and related assistance to economically disadvantaged individuals and others who face significant employment barriers. The ultimate goal of the Act is to move trainees into permanent, self-sustaining employment.

TYPES OF ASSISTANCE: Formula Grants.

ELIGIBILITY REQUIREMENTS: Applicant Eligibility: States. Sections 202 and 251 of JTPA identify the Governor as the recipient of basic Title II training program funds. Under sections 101 and 105 of the Act, governors are responsible for designation of service delivery areas and approval of local job training plans. Beneficiary Eligibility: Title II-A - Economically disadvantaged individuals and other individuals facing serious barriers to employment who are in special need of such training to obtain productive employment. Individuals having special barriers to employment may include handicapped individuals, offenders, older workers, teenage parents and others. Title II-B - Economically Disadvantaged Youth 14-21. Credentials/Documentation: In order to establish a continuing relationship under the Act, the Governor and the Secretary of Labor shall sign a Governor/Secretary Agreement, which shall consist of a statement assuring that the State shall comply with the Job Training Partnership Act and the applicable rules and regulations.

FINANCIAL INFORMATION: Account Identification: 16-0174-0-1-504. Obligations: (Grants) Program operates on a Program Year (PY) and Calendar Year (CY). For Title II-A: PY 87

\$1,840,000,000; PY 88 est \$1,809,486,000; and PY 89 est \$1,809,486,000. For Title II-B: CY 87 \$635,976,000; CY 88 est \$750,000,000; and CY 89 est \$718,050,000. Range and Average of Financial Assistance: No established range; based on formula allocation.

INFORMATION CONTACTS: Regional or Local Office: Contact appropriate Regional Employment and Training Office listed in the Catalog. Headquarters Office: Employment and Training Administration, Department of Labor, 200 Constitution Avenue NW, Washington, DC 20210. Contact: Robert N. Colombo. Telephone: (202) 535-0577.

20.106 AIRPORT IMPROVEMENT PROGRAM (AIP)

FEDERAL AGENCY: Federal Aviation Administration, Department of Transportation

AUTHORIZATION: Airport and Airway Improvement Act of 1982, Public Law 97-248, as amended; Airport and Airway Safety and Capacity Expansion Act of 1987, Public Law 100-223; Aviation Safety and Noise Abatement Act of 1979, Public Law 96-193, as amended.

OBJECTIVES: To assist sponsors, owners or operators of public-use airports in the development of a nationwide system of airports adequate to meet the needs of civil aeronautics.

TYPES OF ASSISTANCE: Project Grants; Advisory Services and Counseling.

ELIGIBILITY REQUIREMENTS: Applicant Eligibility: States, counties, municipalities, U.S. Territories and possessions, and other public agencies including an Indian tribe or pueblo are eligible for airport development grants if the airport on which the development is required is listed in the National Plan of Integrated Airport Systems (NPIAS). Certain units of local government may be eligible for grants to implement noise compatibility projects. Private owners of public-use reliever airports or airports enplaning over 2,500 passengers annually are eligible. Beneficiary Eligibility: States, counties, municipalities, U.S. Territories and possessions, and other public agencies including an Indian tribe or pueblo, and public and private owners of reliever airports. Credentials/Documentation: Sponsors must submit information establishing financial capability and legal authority to accomplish the

project and to operate the airport. Costs will be determined in accordance with OMB Circular No. A-87 for State and local governments.

FINANCIAL INFORMATION: Account Identification: 69-8106-0-7-402. Obligations: (Grants) FY 87 \$1,025,000,000; FY 88 est \$1,270,000,000; and FY 89 est \$1,200,000,000. Range and Average of Financial Assistance: \$5,490 to \$18,500,000; \$722,064.

INFORMATION CONTACTS: Regional or Local Office: Persons are encouraged to contact the Federal Aviation Administration Regional Offices listed in the Catalog. Headquarters Office: Federal Aviation Administration, Office of Airport Planning and Programming, Grants-in-Aid Division, APP-500, 800 Independence Avenue SW, Washington, DC 20591. Telephone: (202) 267-3831.

20.205 HIGHWAY PLANNING AND CONSTRUCTION (FEDERAL-AID HIGHWAY PROGRAM)

FEDERAL AGENCY: Federal Highway Administration, Department of Transportation

AUTHORIZATION: Title 23 U.S.C., "Highways," as revised; Surface Transportation and Uniform Relocation Assistance Act of 1987, Public Law 100-17.

OBJECTIVES: To assist State highway agencies (SHA) in the development of an integrated, interconnected network of highways by constructing and rehabilitating the Interstate highway system and building or improving primary, secondary, and urban systems roads and streets; to provide aid for their repair following disasters; to foster safe highway design; to replace or rehabilitate deficient or obsolete bridges; and to provide for other special purposes. Also provides for the improvement of some highways in Guam, the Virgin Islands, American Samoa, and the Northern Mariana Islands.

TYPES OF ASSISTANCE: Formula Grants; Project Grants.

ELIGIBILITY REQUIREMENTS: Applicant Eligibility: State highway agencies or Federal agency. Projects related to pedestrian and bicycle transportation and National Forest, Indian Reservations, National Parks, and public lands highways, certain projects in urban areas, or projects off the State highway systems may be proposed by counties and other

political subdivisions or agencies through the State highway agencies or by Federal agencies. Territorial highway projects are funded in the same manner as other Federal-aid highway projects, with the territorial highway agency functioning as the State highway agency. Beneficiary Eligibility: State highway agencies. Credentials/Documentation: Costs will be determined in accordance with OMB Circular No. A-87 for State and local governments.

FINANCIAL INFORMATION: Account Identification: 20-8083-0-7-401. Obligations: (Grants) FY 87 \$12,904,223,000; FY 88 est \$13,340,000,000; and FY 89 est \$12,450,000,000. Range and Average of Financial Assistance: \$39,400,000 to \$991,218,469; \$232,106,599. (Based on State-by-State obligations in fiscal year 1987.)

INFORMATION CONTACTS: Regional or Local Office: Regional or State-level offices of the Federal Highway Administration (as listed in the Catalog) or State highway agencies. Headquarters Office: Thomas O. Willett, Director, Office of Engineering, Federal Highway Administration, 400 Seventh Street SW, Washington, DC 20590. Telephone: (202) 366-4853 (use same 7-digit number for FTS).

20.308 LOCAL RAIL SERVICE ASSISTANCE (NATIONAL RAIL SERVICE CONTINUATION GRANTS)

FEDERAL AGENCY: Federal Railroad Administration, Department of Transportation

AUTHORIZATION: Department of Transportation Act of 1966, Section 5, Public Law 89-100, 49 U.S.C. 1654(f)(g), as amended; Rail Revitalization and Regulatory Reform Act of 1976, Title VIII, Section 803, Public Law 94-210; Local Rail Service Assistance Act of 1978; Omnibus Budget Reconciliation Act of 1981, as amended, Title XI, Subtitle G.

OBJECTIVES: To maintain efficient local rail freight services.

TYPES OF ASSISTANCE: Formula Grants.

ELIGIBILITY REQUIREMENTS: Applicant Eligibility: A State agency designated by the Governor is eligible for assistance if it meets requirements contained in 49 CFR Part 266. Beneficiary Eligibility: Beneficiaries are all users of rail

freight service assisted by these grants. Credentials/Documentation: The Federal Railroad Administration's Office of Passenger and Freight Services is responsible for reviewing the State Rail Plan. Costs will be determined in accordance with OMB Circular No. A-87 for State and local governments.

FINANCIAL INFORMATION: Account Identification: 69-0700-0-1-401. Obligations: (Grants) FY 87 \$25,250,000; FY 88 est \$5,523,000; and FY 89 est \$0. Range and Average of Financial Assistance: \$40,276 to \$5,789,748; \$574,992.

INFORMATION CONTACTS: Regional or Local Office: Not applicable. Headquarters Office: Office of Passenger and Freight Services, Federal Railroad Administration, 400 Seventh Street, SW., Room 5410, Washington, DC 20590. Telephone: (202) 366-1677.

20.509 PUBLIC TRANSPORTATION FOR NONURBANIZED AREAS (SEC. 18)

FEDERAL AGENCY: Urban Mass Transportation Administration (UMTA), Department of Transportation

AUTHORIZATION: Urban Mass Transportation Act of 1964, Section 18, Public Law 88-365, as amended, 49 U.S.C. 1601 et seq.

OBJECTIVES: To improve, initiate, or continue public transportation service in nonurbanized areas by providing financial assistance for the acquisition, construction, and improvement of facilities and equipment and the payment of operating expenses by operating contract, lease, or otherwise. Also to provide technical assistance for rural transportation.

TYPES OF ASSISTANCE: Formula Grants.

ELIGIBILITY REQUIREMENTS: Applicant Eligibility: Eligible recipient may include State agencies, local public bodies and agencies thereof, nonprofit organizations, Indian tribes, and operators of public transportation services, including intercity bus service, in rural and small urban areas. Private for-profit operators of transit or paratransit services may participate in the program only through contracts with eligible recipients. Urbanized areas, as defined by the Bureau of the Census, are not eligible. Beneficiary Eligibility: The general public, both users and nonusers, and private and public providers of public transportation in nonurbanized areas. Credentials/Documentation: Costs will be

determined in accordance with the Section 18 Program Guidance and Grant Application Instructions (UMTA Circular 9040.1) issued on May 23, 1985, and subsequent updates (based on OMB Circular No. A-87). The documents and procedures required of applicants are specified in the above guidance and in the State's application procedure/management plan. Governors or their designated plan review agencies must be given an opportunity to review the State plan.

FINANCIAL INFORMATION: Account Identification: UMTA: 69-1129-0-1-401. Obligations: (Grants) FY 87 \$81,508,000; FY 88 est \$69,389,000; and FY 89 est \$99,894,000. (The 1989 estimate includes \$67,000,000 from the proposed Formula Transit Grants Program (Trust Fund).) Range and Average of Financial Assistance: Not applicable.

INFORMATION CONTACTS: Regional or Local Office: See the Catalog for the address of UMTA Regional Offices. State Designated Agency: The Governor in each State has designated a State agency to administer the Section 18 program. This should be the first contact point. Regional Offices: A person from each UMTA Regional Office is available to answer questions about Federal regulations related to the Section 18 program. Headquarters Office: Urban Mass Transportation Administration, Office of Grants Management, Office of Capital and Formula Assistance, 400 Seventh Street SW, Washington, DC 20590. Telephone: (202) 366-2053.

20.901 PAYMENTS FOR ESSENTIAL AIR SERVICES

FEDERAL AGENCY: Office of the Secretary, Department of Transportation

AUTHORIZATION: Federal Aviation Act of 1958, as amended, Public Laws 95-504 and 100-223.

OBJECTIVES: To provide air transportation to eligible communities by subsidizing air service.

TYPES OF ASSISTANCE: Direct Payments for Specified Use.

ELIGIBILITY REQUIREMENTS: Applicant Eligibility: Carrier must be found fit by the Department and must be selected to perform the subsidized service. Beneficiary Eligibility: Air carriers and eligible communities. Credentials/Documentation: Financial statements and detailed operating statistics.

FINANCIAL INFORMATION: Account Identification: 69-0150-0-1-402. Obligations: (Direct payments to air carriers) FY 87 \$26,679,000; FY 88 est \$28,388,000; and FY 89 est \$0. Program has been proposed for termination in 1989 by the Administration. Range and Average of Financial Assistance: For continental United States: \$23,787 to \$427,211 per point; \$222,712 per point.

INFORMATION CONTACTS: Regional or Local Office: None. Headquarters Office. Director, Office of Aviation Analysis, P-50, Department of Transportation, 400 Seventh Street SW, Washington, DC 20590. Telephone: (202) 366-1030.

23.003 APPALACHIAN DEVELOPMENT HIGHWAY SYSTEM (APPALACHIAN CORRIDORS)

FEDERAL AGENCY: Appalachian Regional Commission

AUTHORIZATION: Appalachian Regional Development Act of 1965, Section 201, Public Law 89-4, as amended, Section 106, Public Law 90-103, Section 103, Public Law 91-123, Section 110, Public Law 94-188, Section 3, Public Law 96-506, Section 1822a, Public Law 97-35, Public Law 97-377, Public Law 98-50, Public Law 98-181, Public Law 98-360, Public Law 98-396, Public Law 99-141, Public Law 100-202, 40 App. U.S.C. 201.

OBJECTIVES: To provide a highway system which, in conjunction with other federally-aided highways, will open up areas with development potential within the Appalachian region where commerce and communication have been inhibited by lack of adequate access.

TYPES OF ASSISTANCE: Project Grants.

ELIGIBILITY REQUIREMENTS: Applicant Eligibility: State governments only are eligible for development highways within their Appalachian portions. Beneficiary Eligibility: General public. Credentials/Documentation: Segments must be approved by the Appalachian Regional Commission and projects must be processed in accordance with State Highway department and Federal Highway Administration procedures. Costs will be determined in accordance with OMB Circular No. A-87 for State and local governments.

FINANCIAL INFORMATION: Account Identification: 11-0090-0-1-452. Obligations: (Grants) FY 87 \$72,241,000; FY 88 est

\$68,799,000; and FY 89 est \$0. Range and Average of Financial Assistance: Varies with type of use. Allocations within predetermined system of highways.

INFORMATION CONTACTS: Regional or Local Office: Refer to the Catalog. Headquarters Office: Inquiries and proposals for projects should be submitted first to the Appalachian State office designated by the Governor. (Refer to Catalog.) Other inquiries may be addressed to: Executive Director, Appalachian Regional Commission, 1666 Connecticut Ave. NW, Washington, DC 20235. Telephone: (202) 673-7874.

23.004 APPALACHIAN HEALTH PROGRAMS (APPALACHIAN 202 HEALTH PROGRAMS)

FEDERAL AGENCY: Appalachian Regional Commission

AUTHORIZATION: Appalachian Regional Development Act of 1965, Sections 202 and 214, Public Law 89-4, as amended, Section 107 and 116, Public Law 90-103, Sections 104 and 107, Public Law 91-123, Sections 206 and 210, Public Law 92-65, Sections 111 and 115, Public Law 94-188, Section 3, Public Law 96-506, Section 1822a, Public Law 97-35, Public Law 97-377, Public Law 98-50, Public Law 98-181, Public Law 98-360, Public Law 98-396, Public Law 99-141, Public Law 100-202, 40 App. U.S.C. 202 and 214.

OBJECTIVES: To make primary health care accessible, reduce infant mortality and recruit needed health manpower in designated "health-shortage" areas.

TYPES OF ASSISTANCE: Project Grants.

ELIGIBILITY REQUIREMENTS: Applicant Eligibility: States, and through the States, local governments and nonprofit organizations within health-shortage areas. Construction and operating grants are available only for publicly owned facilities or for facilities owned by public or private nonprofit organizations and not themselves operated for profit. Beneficiary Eligibility: Recipients of health services. Credentials/Documentation: Those required by the Public Health Service, HHS. Projects must conform to the Commission-approved Regional Appalachian Health Plan. Costs will be determined in accordance with OMB Circular No. A-87 for State and local governments.

FINANCIAL INFORMATION: Account Identification: 11-0090-0-1-452. Obligations: (Grants) FY 87 \$1,370,000; FY 88 est \$500,000; and FY 89 est \$0. (This program is being proposed for termination as of September 30, 1988). Range and Average of Financial Assistance: \$5,000 to \$665,000; \$66,525.

INFORMATION CONTACTS: Regional or Local Office: Refer to the Catalog. Headquarters Office: Inquiries and proposals for projects should be submitted first to the Appalachian State office designated by the Governor. (See the Catalog.) Other inquiries may be addressed to: Executive Director, Appalachian Regional Commission, 1666 Connecticut Avenue NW, Washington, DC 20235. Telephone: (202) 673-7874.

23.008 APPALACHIAN LOCAL ACCESS ROADS

FEDERAL AGENCY: Appalachian Regional Commission

AUTHORIZATION: Appalachian Regional Development Act of 1965, Section 201, Public Law 89-4, as amended, Section 106, Public Law 90-103, Section 103, Public Law 91-123, Section 204, Public Law 92-65, Section 110, Public Law 94-188, Section 3, Public Law 96-506, and Section 1822a, Public Law 97-35, Public Law 97-377, Public Law 98-50, Public Law 98-181, Public Law 98-360, Public Law 98-396, Public Law 99-141, Public Law 100-202, 40 App. U.S.C. 201.

OBJECTIVES: To provide access to industrial, commercial, educational, recreational, residential, and related transportation facilities, which directly or indirectly relate to the improvement of the areas determined by the states to have significant development potential, and to meet the objectives stated under the program entitled Appalachian Regional Development (23.001).

TYPES OF ASSISTANCE: Project Grants.

ELIGIBILITY REQUIREMENTS: Applicant Eligibility: States and, through the States, public bodies and private groups within Appalachia. Beneficiary Eligibility: Public or private, industrial, commercial, educational, residential, and related facilities which directly or indirectly relate to the improvement of the areas determined by the States to have significant development potential. Credentials/Documentation: Concurrence of the State Highway Department and the Federal Highway Administration, and approval of the State member.

Projects must conform to Commission regulations which require the Appalachian State Development Plan and Investment Program must be approved and submitted by the State member; due November 15. Costs will be determined in accordance with OMB Circular No. A-87 for State and local governments.

FINANCIAL INFORMATION: Account Identification: 11-0090-0-1-452. Obligations: (Grants) FY 87 \$2,062,000; FY 88 est \$4,742,000; and FY 89 est \$0. Range and Average of Financial Assistance: \$5,601 to \$8,214,860; \$483,692.

INFORMATION CONTACTS: Regional or Local Office: Refer to the Catalog. Headquarters Office: Inquiries and proposals for projects should be submitted first to the Appalachian State office designated by the State Member. (See the Catalog.) Other inquiries may be addressed to: Executive Director, Appalachian Regional Commission, 1666 Connecticut Avenue NW, Washington, DC 20235. Telephone: (202) 673-7874.

23.009 APPALACHIAN LOCAL DEVELOPMENT DISTRICT ASSISTANCE (LDD)

FEDERAL AGENCY: Appalachian Regional Commission

AUTHORIZATION: Appalachian Regional Development Act of 1965, Section 302, Public Law 89-4, as amended, Section 120, Public Law 90-103, Section 108, Public Law 91-123, Section 211, Public Law 92-65, Section 119, Public Law 94-188, Section 3, Public Law 96-506, Section 1822a, Public Law 97-35, Public Law 97-377, Public Law 98-360, Public Law 98-396, Public Law 99-141, Public Law 100-202, 40 App. U.S.C. 302.

OBJECTIVES: To provide planning and development resources in multicounty areas; to help develop the technical competence essential to sound development assistance; and to meet the objectives stated under the program entitled Appalachian Regional Development (23.001).

TYPES OF ASSISTANCE: Project Grants.

ELIGIBILITY REQUIREMENTS: Applicant Eligibility: Multicounty organizations certified by the State. Beneficiary Eligibility: Multicounty organizations. Credentials/Documentation: Certificate by the Governor. State Appalachian Plan and Investment Program must describe the procedures for the participation of local development districts in the Appalachian development planning process.

Costs will be determined in accordance with OMB Circular No. A-87 for State and local governments.

FINANCIAL INFORMATION: Account Identification: 11-0090-0-1-452. Obligations: (Grants) FY 87 \$2,255,000; FY 88 est \$3,200,000; and FY 89 est \$0. Range and Average of Financial Assistance: \$7,500 to \$121,000; \$57,971.

INFORMATION CONTACTS: Regional or Local Office: Refer to the Catalog. Headquarters Office: Inquiries and proposals for projects should be submitted first to the Appalachian State office designated by the Governor. (See the Catalog.) Other inquiries may be addressed to: Executive Director, Appalachian Regional Commission, 1666 Connecticut Avenue NW, Washington, DC 20235. Telephone: (202) 673-7874.

23.012 APPALACHIAN VOCATIONAL AND OTHER EDUCATION FACILITIES AND OPERATIONS

FEDERAL AGENCY: Appalachian Regional Commission

AUTHORIZATION: Appalachian Regional Development Act of 1965, Sections 211 and 214, Public Law 89-4, as amended, Sections 113 and 116, Public Law 90-103, Section 107, Public Law 91-123, Sections 209 and 210, Public Law 92-65, Sections 114 and 115, Public Law 94-118, Section 3, Public Law 96-506, Section 1822a, Public Law 97-35, Public Law 97-377, Public Law 98-50, Public Law 98-181, Public Law 98-360, Public Law 98-396, Public Law 99-141, Public Law 100-202, 40 App. U.S.C. 211 and 214.

OBJECTIVES: To provide the people of the region with the equipment, renovation and operating funds for training and education necessary to obtain employment at their best capability for available job opportunities, and to meet the objectives stated under the program entitled Appalachian Regional Development (23.001).

TYPES OF ASSISTANCE: Project Grants.

ELIGIBILITY REQUIREMENTS: Applicant Eligibility: States, and through the States public educational institutions and private post-secondary institutions. Most of the proposals are for regional vocational-technical centers serving multicounty areas as well as several school districts. Education demonstration projects must be administered through a public

body and be areawide in scope. Beneficiary Eligibility: General public. Credentials/Documentation: Projects must conform to the State Appalachian Plan and be identified in the State's Investment Program, both of which are submitted annually. Commission regulations require the Appalachian State Development Plan and Investment Program to be approved and submitted by the Governors; due November 15. Projects must document private sector involvement and relevant job market projections. Costs will be determined in accordance with OMB Circular No. A-87 for State and local governments.

FINANCIAL INFORMATION: Account Identification. 11-0090-0-1-452. Obligations: (Grants) FY 87 \$2,005,000; FY 88 \$6,000,000; and FY 89 est \$0. Range and Average of Financial Assistance: \$14,000 to \$253,089; \$77,222.

INFORMATION CONTACTS: Regional or Local Office: Refer to the Catalog. Headquarters Office: Inquiries and proposals for projects should be submitted first to the Appalachian State office designated by the Governor. (See the Catalog.) Other inquiries may be addressed to: Executive Director, Appalachian Regional Commission, 1666 Connecticut Avenue NW, Washington, DC 20235. Telephone: (202) 673-7874.

59.003 LOANS FOR SMALL BUSINESSES (BUSINESS LOANS 7(A)(11))

FEDERAL AGENCY: Small Business Administration (SBA)

AUTHORIZATION: Small Business Act of 1953, as amended, Section 7(a), as amended, Public Law 97-35.

OBJECTIVES: To provide loans to small businesses owned by low-income persons or located in areas of high unemployment.

TYPES OF ASSISTANCE: Direct Loans; Guaranteed/Insured Loans (including Immediate Participation Loans); Advisory Services and Counseling.

ELIGIBILITY REQUIREMENTS: Applicant Eligibility: Creditworthy individuals with income below basic needs or businesses located in areas of high unemployment which have been denied the opportunity to acquire adequate business financing through normal lending channels on reasonable terms. The business must be independently owned and operated, and not dominant in its field and must meet SBA business size standards. Generally, for manufacturers, range is from 500 to

1,500 employees, depending on the industry; for wholesalers, up to 500 employees is allowed; retailers and service concerns having revenues up to \$13.5 million for retailers and \$14.5 million for services; agricultural enterprises having gross sales not exceeding gross sales of \$0.5 million to \$3.5 million. Beneficiary Eligibility: Creditworthy individuals with income below basic needs or small businesses located in areas of high unemployment. Credentials/Documentation: Statement of personal history; personal financial statement; company financial statements; summary of collateral.

FINANCIAL INFORMATION: Account Identification: 73-4154-0-3-376. Obligations: (Loans) FY 87 \$13,567,000 (Direct), \$23,922,000 (Guarantee); FY 88 est \$19,000,000 (Direct), \$40,000,000 (Guarantee), and FY 89 est included in program 59.017. Range and Average of Financial Assistance: Direct Loans: Up to \$150,000; \$56,489. Guarantee Loans: Up to \$500,000; \$117,524.

INFORMATION CONTACTS: Regional or Local Office: See the Catalog for a listing of SBA field offices. Headquarters Office: Director, Office of Business Loans, Small Business Administration, 1441 L St. NW, Washington, DC 20417
Telephone: (202) 653-6470

59.007 MANAGEMENT AND TECHNICAL ASSISTANCE FOR SOCIALLY AND ECONOMICALLY DISADVANTAGED BUSINESSES (7(J) DEVELOPMENT ASSISTANCE PROGRAM)

FEDERAL AGENCY: Small Business Administration
AUTHORIZATION: Small Business Act of 1953, as amended, Section 7(j), Public Laws 95-507 and 96-481.

OBJECTIVES: To provide management and technical assistance through qualified individuals, public or private organizations to existing or potential businesses which are economically and socially disadvantaged or which are located in areas of high concentration of unemployment; or are participants in activities authorized by Sections 7(i), 7(j), and 8(a) of the Small Business Act.

TYPES OF ASSISTANCE: Project Grants (Cooperative Agreements).

ELIGIBILITY REQUIREMENTS: Applicant Eligibility: State and local governments, education institutions, public or private

organizations that have the capability to provide the necessary assistance. Beneficiary Eligibility: Businesses or potential businesses which are economically and socially disadvantaged, or participants in the 8(a) program. Credentials/Documentation: As specified in the individual "Request for Application Proposals." Costs will be determined in accordance with OMB Circular No. A-87 for State and local governments and OMB Circular No. A-21 for educational institutions.

FINANCIAL INFORMATION: Account Identification: 73-0100-0-1-376. Obligations: (Grants and Cooperative Agreements) FY 87 \$9,000,000; FY 88 est \$9,080,000; and FY 89 est \$0. Range and Average of Financial Assistance: Variable.

INFORMATION CONTACTS: Regional or Local Office: SBA field offices listed in the Catalog. Headquarters Office: Associate Administrator for Minority Small Business, 1441 L Street NW, Room 602, Washington, DC 20416. Telephone: (202) 653-6475 or (202) 653-6524.

59.011 SMALL BUSINESS INVESTMENT COMPANIES (SBIC; MESBIC)

FEDERAL AGENCY: Small Business Administration

AUTHORIZATION: Small Business Investment Act of 1958, as amended, Public Law 85-699, 15 U.S.C. 661 et seq.

OBJECTIVES: To provide funds to small business investment companies that make equity and venture capital investments in small businesses and provide advisory services and counseling to small businesses.

TYPES OF ASSISTANCE: Direct Loans; Guaranteed/Insured Loans; Advisory Services and Counseling.

ELIGIBILITY REQUIREMENTS: Applicant Eligibility: Any chartered small business investment company having a combined paid-in capital and paid-in surplus of not less than \$1,000,000 having qualified management, and giving evidence of sound operation, and establishing the need for SBIC financing in the geographic area in which the applicant proposes to operate. Beneficiary Eligibility: Individual businesses (single proprietorship, partnership or corporation) which satisfy the established criteria of a small business. MESBICs beneficiary must also be a business owned and operated by

socially or economically disadvantaged individuals.
Credentials/Documentation: Investment company must be chartered as a corporation or limited partnership (with corporate general partner) or individual general partner. Determination is made as to need in area, general business reputation and character of proposed owners and management and probability of successful operations. All loans to small concerns shall be of such sound value, or so secured, as reasonably to assure repayment.

FINANCIAL INFORMATION: Account Identification: 73-4154-0-3-376. Obligations: (Loans) FY 87 \$38,725,000 (Direct), \$151,350,000 (Guarantee); FY 88 est \$36,000,000 (Direct), \$233,000,000 (Guarantee); and FY 89 est \$0 (Direct), \$186,000,000 (Guarantee). Range and Average of Financial Assistance: Guarantee Loans: \$50,000 to \$35,000,000; \$1,000,000.

INFORMATION CONTACTS: Regional or Local Office: See the Catalog for a listing of SBA offices. Headquarters Office: Director, Office of Investment, Small Business Administration, 1441 L Street NW, Washington, DC 20416. Telephone: (202) 653-6584.

59.012 SMALL BUSINESS LOANS (REGULAR BUSINESS LOANS - 7(A) LOANS)

FEDERAL AGENCY: Small Business Administration

AUTHORIZATION: Small Business Act of 1953, Section 7(a), as amended, Public Law 97-35.

OBJECTIVES: To provide direct and guaranteed loans to small businesses which are unable to obtain financing in the private credit marketplace, but can demonstrate an ability to repay loans granted.

TYPES OF ASSISTANCE: Direct Loans; Guaranteed/Insured Loans (including Immediate Participation Loans).

ELIGIBILITY REQUIREMENTS: Applicant Eligibility: A small business which is independently owned and operated and not dominant in its field. Size standards for manufacturers range from 500 to 1,500 employees, depending on the industry; for wholesalers up to 500 employees is allowed, retailers and service concerns having revenues of \$3,500,000 and in certain

cases up to \$14,500,000. may be considered small; and depending upon the type of industry, agricultural enterprises have size standards from \$500,000 to \$3,500,000 in annual receipts. Beneficiary Eligibility: Small businesses. Credentials/Documentation: Statement of personal history, personal financial statement, company financial statements, summary of collateral. Loan must be of such sound value or so secured as to reasonably assure repayment.

FINANCIAL INFORMATION: Account Identification: 73-4154-0-3-376. Obligations: (Loans) FY 87 \$0 (Direct), \$2,231,570,000 (Guarantee); FY 88 \$0 (Direct), \$2,421,000,000 (Guarantee); and FY 89 est \$0 (Direct), \$2,392,000,000 (Guarantee). Range and Average of Financial Assistance: Direct Loans: Up to \$150,000; \$59,16. Guarantee Loans: Up to \$500,000; \$150,127.

INFORMATION CONTACTS: Regional or Local Office: Initial contact should be with the district offices listed in the Catalog. Headquarters Office: Director, Office of Business Loans, Small Business Administration, 1441 L Street NW, Washington, DC 20416. Telephone: (202) 653-6470.

59.013 STATE AND LOCAL DEVELOPMENT COMPANY LOANS (501 AND 502 LOANS)

FEDERAL AGENCY: Small Business Administration

AUTHORIZATION: Small Business Act of 1953, as amended, Public Law 97-35.

OBJECTIVES: To make Federal loans to State and local development companies to provide long-term financing to small business concerns located in their areas. Both State and local development companies are corporations chartered for the purpose of promoting economic growth within specific areas.

TYPES OF ASSISTANCE: Guaranteed/Insured Loans.

ELIGIBILITY REQUIREMENTS: Applicant Eligibility: A State development company must be incorporated under a special State law with authority to assist small businesses throughout the State. Loans are available to local development companies which are incorporated under general State corporation statute, either on a profit, or nonprofit basis, for the purpose of promoting economic growth in a particular community

within the State. Beneficiary Eligibility: Potential beneficiaries are small businesses independently owned and operated for a profit and not dominant in their fields. More specific criteria defining a small business are established by the Small Business Administration. Loans are not available to assist a charitable institution, newspaper, magazine or similar type enterprise, or radio or television broadcasting companies. Credentials/Documentation: The application should include, among other things, a copy of the development company's charter, bylaws, list of stockholders or membership, and all prescribed financial data.

FINANCIAL INFORMATION: Account Identification: 73-4154-0-3-376. Obligations: (Loans) FY 87 \$0 (Direct), \$35,872,000 (Guarantee); FY 88 est \$0 (Direct), \$35,000,000 (Guarantee); and FY 89 est \$0 (Direct) \$35,000,000 (Guarantee). Range and Average of Financial Assistance: Guarantee Loans: \$62,000 to \$500,000; \$186,970.

INFORMATION CONTACTS: Regional or Local Office: See the Catalog for a listing of SBA offices. Headquarters Office: Office of Economic Development, Small Business Administration, 1441 L Street NW, Room 720, Washington, DC 20415. Telephone: (202) 653-6416.

59.016 BOND GUARANTEES FOR SURETY COMPANIES (SURETY BOND GUARANTEE)

FEDERAL AGENCY: Small Business Administration

AUTHORIZATION: Small Business Investment Act of 1958, Title IV, Part B, Sections 410 and 411, as amended, Public Laws 91-609, 94-386, and 95-507.

OBJECTIVES: To guarantee surety bonds issued by commercial surety companies for small contractors unable to obtain a bond without a guarantee. Guarantees are for 80 percent of the total amount of bond.

TYPES OF ASSISTANCE: Guaranteed/Insured Loans (including Guaranteed Surety Bonds).

ELIGIBILITY REQUIREMENTS: Applicant Eligibility: Guarantees are limited to those surety companies holding certificates of authority from the Secretary of the Treasury as an acceptable surety for bonds on Federal contracts, or those other

companies which can meet SBA requirements. Beneficiary Eligibility: A small contractor whose gross receipts have been not more than \$3,500,000 as averaged for the last 3 fiscal years. Credentials/Documentation: Application and supplement information.

FINANCIAL INFORMATION: Account Identification: 73-4156-0-3-376. Obligations: (Bond-guarantees to surety companies) FY 87 \$957,400,000; FY 88 est \$1,250,000,000; and FY 89 est \$1,250,000,000. Range and Average of Financial Assistance: Size range of contracts awarded and bonded, \$2,000 to \$1,000,000; \$100,000.

INFORMATION CONTACTS: Regional or Local Office: Applicants must contact a local agent or broker of surety bonds. General program particulars may be obtained from SBA Regional Offices listed the Catalog. Headquarters office: Director, Office of Surety Guarantees, Small Business Administration, 4040 North Fairfax Drive, Arlington, VA 22203. Contact: Howard F. Huegel. Telephone: (703) 235-2900.

59.036 CERTIFIED DEVELOPMENT COMPANY LOANS (503 LOANS)

FEDERAL AGENCY: Small Business Administration

AUTHORIZATION: Small Business Investment Act of 1958, as amended, Title V, Section 503, Public Law 85-699, 15 U.S.C. 697.

OBJECTIVES: To provide long-term financing for small businesses through the sale of SBA-guaranteed debentures to the Federal Financing Bank.

TYPES OF ASSISTANCE: Direct Loans; Guaranteed/Insured Loans.

ELIGIBILITY REQUIREMENTS: Applicant Eligibility: Certified Development Companies must be incorporated under general State corporation statute, on a nonprofit basis for the purpose of promoting economic growth in a particular area. Beneficiary Eligibility: Small businesses independently owned and operated for a profit. More specific criteria defining a small business are established by SBA. Credentials/Documentation: To become a Certified Development Company (CDC), the applicant should include the following information: 1) name and address of applicant; 2) type of CDC, State or

local; 3) area of operation; 4) list of members or stockholders with address, occupation and telephone number; 5) list of officers and directors; 6) SBA Form 1081 on all officers, directors and staff; 7) certified statement that no member or stockholder controls more than 10 percent of the voting control; 8) resume' on each officer and director; 9) the name of each individual who provides the CDC with the professional staff capability (packaging, processing, closing services, legal and accounting); 10) if contracted out, a copy of the contract is required to be submitted to SBA; 11) proof of compliance of representatives from the following groups: local government, private sector lending institution, community organization and business concerns; 12) an organization chart and operating plan; 13) a flow chart on the CDC (evaluating, packaging, processing, closing and servicing functions); 14) address and description of the place of business, telephone number and financial statements; 15) the CDC's charter and certified by-laws; 16) articles certified by the State; and 17) a resolution of the Board of Directors certified by a corporate officer in which a company resolves to become a CDC, naming the person who is authorized to execute all documents.

FINANCIAL INFORMATION: Account Identification: 73-4154-0-3-376. Obligations: (Direct Federal Financing Bank--FFB--loans) FY 87 \$1,889,000; FY 88 est \$0; and FY 89 \$0. Range and Average of Financial Assistance: Up to \$500,000; \$209,996.

INFORMATION CONTACTS: Regional or Local Office: See the Catalog for a listing of SBA offices. Headquarters Office: Office of Economic Development, Small Business Administration, Room 720, 1441 L Street NW, Washington, DC 20416. Telephone: (202) 653-6416.

59.037 SMALL BUSINESS DEVELOPMENT CENTER (SBDC)

FEDERAL AGENCY: Small Business Administration

AUTHORIZATION: Small Business Act of 1953, Section 21, as amended, Public Law 96-302.

OBJECTIVES: To provide management counseling, training, and technical assistance to the small business community through Small Business Development Centers (SBDCs).

TYPES OF ASSISTANCE: Project Grants (Cooperative Agreements); Dissemination of Technical Information.

ELIGIBILITY REQUIREMENTS: Applicant Eligibility: SBA is authorized to make grants (including contracts and cooperative agreements) to any State government or any agency thereof, any regional entity, any State-chartered development, credit or finance corporation, any public or private institution of higher education, including but not limited to any land-grant college or university, any college or school of business, engineering, commerce, or agriculture, community college or junior college, or to any entity formed by two or more of the above entities. Beneficiary Eligibility: Small business persons. Those not eligible include small business persons who can afford to obtain assistance from private consultants. Credentials/Documentation: Documentation must include approval and support of the proposal from the State government. Documentation should also include, but not be limited to: (a) endorsement of the proposal by State officials; (b) endorsement of the proposal by the university hierarchy; and (c) a statement of commitment by the agencies and organizations listed as resources in the proposal.

FINANCIAL INFORMATION: Account Identification: 73-0100-0-1-376. Obligations: (Grants) FY 87 \$32,701,000; FY 88 est \$40,000,000; and FY 89 est \$26,000,000. Range and Average of Financial Assistance: \$200,000 to \$3,100,000; \$667,000.

INFORMATION CONTACTS: Regional or Local Office: For addresses of the field offices, see the Catalog under the Small Business Administration. Headquarters Office: Small Business Administration, Small Business Development Center, 1441 L Street NW, Room 317, Washington, DC 20416. Telephone: (202) 653-6768.

59.041 CERTIFIED DEVELOPMENT COMPANY LOANS (504 LOANS)

FEDERAL AGENCY: Small Business Administration

AUTHORIZATION: Small Business Investment Act of 1958, as amended, Title V, Section 504 and 505, Public Law 85-699, 15 U.S.C. 696.

OBJECTIVES: To assist small business concerns by providing long-term financing for fixed assets through the sale of debentures to private investors.

TYPES OF ASSISTANCE: Guaranteed/Insured Loans.

ELIGIBILITY REQUIREMENTS: Applicant Eligibility: Certified Development Companies must be incorporated under general State corporation statute, on a nonprofit basis, for the purpose of promoting economic growth in a particular area. Beneficiary Eligibility: Small businesses independently owned and operated for profit. More specific criteria defining a small business are established by SBA. Credentials/Documentation: To become a Certified Development Company (CDC), the applicant should include the following information: (1) name and address of applicant; (2) type of CDC, State or local; (3) area of operation; (4) list of members or stockholders with address, occupation, and telephone number; (5) list of officers and directors; (6) SBA Form 1081 on all officers, directors, and staff; (7) certified statement that no member or stockholder controls more than 10 percent of the voting control; (8) resume' on each officer and director; (9) the name of each individual who provides the CDC with the professional staff capability; (10) if contracted out, a copy of the contract is required to be submitted to SBA; (11) proof of compliance of representatives from the following groups; local government, private sector lending institution, community organization and business concern; (12) an organization chart and operating plan; (13) a flow chart on the CDC (evaluating, packaging, processing, closing and servicing functions); (14) address and description of the place of business, telephone number, and financial statement; (15) the CDC's charter and certified by-laws; (16) articles certified by the State; and (17) a resolution of the Board of Directors certified by a corporate officer in which a company resolves to become a CDC, naming the person who is authorized to execute all documents.

FINANCIAL INFORMATION: Account Identification: 73-4154-0-3-376. Obligations: (Guaranteed Loans) FY 87 \$354,702,000; FY 88 est \$415,000,000; and FY 89 est \$415,000,000. Range and Average of Financial Assistance: Up to \$500,000; \$230,324.

INFORMATION CONTACTS: Regional or Local Office: See the Catalog for a listing of SBA offices. Headquarters Office: Office of Economic Development, Small Business Administration, Room 720, 1441 L Street NW, Washington, DC 20416. Telephone: (202) 653-6416.

66.418 CONSTRUCTION GRANTS FOR WASTEWATER TREATMENT WORKS

FEDERAL AGENCY: Office of Water, Environmental Protection Agency (EPA)

AUTHORIZATION: Clean Water Act (CWA), as amended; Sections 101(e), 109(b), 201 through 205, 207, 208(d), 210 through 212, 215 through 219, 304(d)(3), 313, 319, 320, 501, 502, 511, and 516(b) and Sections 601 through 606; Public Laws 97-117 and 95-217; Water Quality Act of 1987, Public Law 100-4; Public Law 96-483; 33 U.S.C. 1251 et seq.

OBJECTIVES: To assist and serve as an incentive in construction of municipal wastewater treatment works which are required to meet State and Federal water quality standards.

TYPES OF ASSISTANCE: Project Grants.

ELIGIBILITY REQUIREMENTS: Applicant Eligibility: Any municipality, intermunicipal agency, State, or interstate agency, or Federally-recognized Indian tribal government, having jurisdiction over waste disposal. This program is available to each State, territory and possession of the U.S., including the District of Columbia. Applicants under Sections 205 and 518 of the amended CWA for grants to treat marine combined sewer overflows subject to municipal estuaries pollution, and grants for sewage treatment works for Indian tribes should apply to the appropriate EPA Regional Offices. Beneficiary Eligibility: Anyone to be served by a wastewater treatment works assisted by this program. Credentials/Documentation: (1) certified copy of authorization and assurances from the applicant's governing body. Authorization must be current, and must designate by name and title the individual who will represent the applicant; (2) current description of the project; (3) statement explaining exact nature of local, State, and any other Federal funds which may be used to finance the project; (4) applicant assurance (which is acceptable to the Regional Administrator) that any necessary discharge permit has been or will be obtained in accordance with Section 401 of Public Law 92-500 as amended; and (5) conformance with requirements set forth in 40 CFR Part 35; Subpart I. Application may be made for grant assistance for building and erection of the treatment works with an allowance for planning and design costs at the time that the grant for construction is made. Costs will be determined in accordance with OMB Circular No. A-87 for State and local governments.

FINANCIAL INFORMATION: Account Identification: 68-01J3-0-1-304. Obligations: (Grants) FY 87 \$2,169,000,000; FY 88 \$2,194,000,000; and FY 89 est \$860,000,000. Range and Average of Financial Assistance: \$675 to \$290,800,000; \$5,000,000.

INFORMATION CONTACTS: Regional or Local Office: Information regarding appropriate waste treatment requirements and State and Federal assistance may be obtained from the State water pollution control agency. Individuals may also communicate with the appropriate EPA Regional Office listed in the Catalog. Also, contact your State agency concerning possible assistance under a State revolving fund which may have been recently established or authorized under Title VI of the 1987 Amendments of the Clean Water Act. Headquarters Office: Stephen P. Allber, Director, Municipal Construction Division, WH-547, Office of Municipal Pollution Control, Environmental Protection Agency, Washington, DC 20460. Telephone: (202) 382-5859 (use same 7-digit number for FTS); or Robert Blanco, Director, Municipal Facilities Division, Office of Municipal Pollution Control, Environmental Protection Agency, Washington, DC 20460. Telephone: (202) 382-7260 (use same 7-digit number for FTS).

66.508 SENIOR ENVIRONMENTAL EMPLOYMENT PROGRAM (SEE)

FEDERAL AGENCY: Office of Research and Development, Environmental Protection Agency

AUTHORIZATION: Environmental Programs Assistance Act of 1984, Public Law 98-313, 42 U.S.C. 4368a.

OBJECTIVES: To use the talents of older Americans to provide technical assistance to Federal, State, and local environmental agencies for projects of pollution prevention, abatement, and control.

TYPES OF ASSISTANCE: Project Grants (Cooperative Agreements).

ELIGIBILITY REQUIREMENTS: Applicant Eligibility: Private, nonprofit organizations designated by the Secretary of Labor under Title V of the Older Americans Act of 1965. Beneficiary Eligibility: Federal, State, and local environmental agencies and individuals 55 years old or older. Credentials/Documentation: The Environmental Programs Assistance Act of 1984 requires a certification by the Federal, State or local agency that is to receive the SEE workers that the grant/cooperative agreement will not displace any Federal or State

workers, prevent the rehiring of any laid-off Federal/State workers or affect existing service contracts. This program is excluded from coverage under OMB Circular No. A-87.

FINANCIAL INFORMATION: Account Identification: Not applicable. Obligations: (Grants) FY 87 \$11,293,115; FY 88 \$11,200,000; and FY 89 est not available. Range and Average of Financial Assistance: \$2,000 to \$1,366,000; \$120,139.

INFORMATION CONTACTS: Regional or Local Office: Patricia Powers, Office of Exploratory Research (RD-675), Environmental Protection Agency, Washington, DC 20460. Telephone: (202) 382-2574 (use same 7-digit number for FTS). Headquarters Office: Environmental Protection Agency, Office of Research and Development, Office of Exploratory Research (RD0675), Washington, DC 20460.

72.002 RETIRED SENIOR VOLUNTEER PROGRAM (RSVP)

FEDERAL AGENCY: ACTION

AUTHORIZATION: Domestic Volunteer Service Act of 1973, as amended, Title II, Part A, Section 201, Public Law 93-113; 42 U.S.C. 5001.

OBJECTIVES: To provide a variety of opportunities for retired persons, aged 60 or over, to serve their community through significant volunteer service.

TYPES OF ASSISTANCE: Project Grants.

ELIGIBILITY REQUIREMENTS: Applicant Eligibility: Grants are made only to State and local government agencies and private nonprofit organizations. Beneficiary Eligibility: Retired persons aged 60 and over. Credentials/Documentation: The applicant must furnish evidence of: capacity to operate direct community service programs; experience and interest in the needs of older adults; and the ability to develop strong community financial and programmatic support. Nonprofit organizations must furnish: proof of nonprofit status, articles of incorporation, and certification of accounting capability. Costs will be determined in accordance with OMB Circulars No. A-21 for educational institutions, No. A-87 for State and local governments, and No. A-122 for nonprofit organizations.

FINANCIAL INFORMATION: Account Identification: 44-0103-0-1-506. Obligations: (Grants) FY 87 \$29,620,000; FY 88 est \$30,637,000; and FY 89 est \$30,637,000. Range and Average of Financial Assistance: \$10,000 to \$600,000; \$39,400.

INFORMATION CONTACTS: Regional or Local Office: ACTION Regional and State Program Offices as listed in the Catalog. Headquarters Office: Chief, Retired Senior Volunteer Program, ACTION, 806 Connecticut Avenue NW, Washington, DC 20525. Telephone: (202) 634-9353.

84.00' BILINGUAL EDUCATION

FEDERAL AGENCY: Office of Bilingual Education and Minority Languages Affairs, Department of Education

AUTHORIZATION: Bilingual Education Act; Elementary and Secondary Education Act of 1965, Title VII, as amended, Public Law 89-10, Public Law 98-511, 98 Stat. 2370-2387, 20 U.S.C. 3221-3262.

OBJECTIVES: To develop and carry out programs of bilingual education in elementary and secondary schools, including activities at the preschool level, which are designed to meet the educational needs of children of limited English proficiency; to demonstrate effective ways of providing such children with instruction designed to enable them, while using their native language, to achieve competence in English; or to develop alternative instruction programs; to develop the human and material resources required for such programs; and to build the capacity of grantees to continue programs of bilingual education and bilingual education training when assistance under this program is reduced or no longer available.

TYPES OF ASSISTANCE: Project Grants; Direct Payments for Specified Use.

ELIGIBILITY REQUIREMENTS: Applicant Eligibility: State educational agencies; local educational agencies; and institutions of higher education; private nonprofit organizations; and nonprofit institutions or organizations of Indian tribes that operate elementary or secondary schools or institutions of higher education predominantly for Indians and are approved by the Secretary for the purposes of this Title. For multifundamental Resources Centers, State

educational agencies, institutions of higher education private and nonprofit institutions/organizations, and individuals are eligible. Evaluation Assistance Center contracts are restricted to institutions of higher education. Beneficiary Eligibility: Children with limited proficiency in understanding, speaking, reading, and writing English. Children in both public and nonprofit private elementary and secondary schools may receive services. Participants in training activities include undergraduate and graduate students, school personnel, parents, and others involved in the conduct of programs of bilingual education for children of limited English proficiency. Credentials/Documentation: A local educational agency applying for assistance as a sole or joint applicant must certify that, prior to submission of its application, it has held an open meeting to discuss the contents of the application. Costs will be determined in accordance with OMB Circular No. A-87 for State and local governments. Costs will also be determined in accordance with OMB Circular No. A-21 for educational institutions.

FINANCIAL INFORMATION: Account Identification: 91-1300-0-1-501. Obligations: (Grants) FY 87 \$80,681,000; FY 88 est \$81,286,000; and FY 89 est \$91,000,000. (Contracts) FY 87 \$15,600,000; FY 88 est \$15,600,000; and FY 89 est \$15,600,000. Range and Average of Financial Assistance: \$5,000 to \$1,800,000; \$125,000.

INFORMATION CONTACTS: Regional or Local Office: Not applicable. Headquarters Office: Office of Bilingual Education and Minority Languages Affairs, Department of Education, 400 Maryland Avenue SW, Room 421, Reporters Building, Washington, DC 20202. Contact: Rudolph Munis, Acting Division Director, Division of State and Local Programs. Telephone: (202) 245-2595.

84.010 EDUCATIONALLY DEPRIVED CHILDREN- LOCAL EDUCATIONAL AGENCIES (CHAPTER 1, ECIA)

FEDERAL AGENCY: Office of Assistant Secretary for Elementary and Secondary Education, Department of Education

AUTHORIZATION: Education Consolidation and Improvement Act of 1981, Chapter 1, as amended, Public Law 97-35; Public Law 98-211, 20 U.S.C. 3801.

OBJECTIVES: To provide financial assistance to local educational agencies (LEAs) to meet the special needs of educationally deprived children selected in accordance with Section 556 of Chapter 1.

TYPES OF ASSISTANCE: Formula Grants.

ELIGIBILITY REQUIREMENTS: Applicant Eligibility: Departments of education in States and outlying areas; Bureau of Indian Affairs; subgrantees are local school districts. Beneficiary Eligibility: Local school districts providing supplementary services to educationally deprived children selected in accordance with Section 556 of Chapter 1. Credentials/Documentation: None.

FINANCIAL INFORMATION: Account Identification: 91-0900-2-1-501. Obligations: (Grants) FY 87 \$3,453,191,803; FY 88 est \$3,829,600,000; and FY 89 est \$3,906,151,000. Range and Average of Financial Assistance: From \$778,526 to \$360,700,967; average - \$59,543,104.

INFORMATION CONTACTS: Regional or Local Office: Not applicable. Headquarters Office: Compensatory Education Programs, Office of Elementary and Secondary Education, Department of Education, 400 Maryland Avenue SW, Mail Stop 6276, Room 2043, Washington, DC 20202. Contact: Mary Jean LeTendre. Telephone: (202) 732-4682.

84.014 FOLLOW THROUGH

FEDERAL AGENCY: Office of Assistant Secretary for Elementary and Secondary Education, Department of Education

AUTHORIZATION: Follow Through Act, Title VI, as amended, Public Law 97-35; Human Services Reauthorization Act of '86.

OBJECTIVES: To sustain and augment in primary grades the gains that children from low-income families make in Head Start and other quality preschool programs. Follow Through provides special programs of instruction as well as health, nutrition, and other related services which will aid in the continued development of children to their full potential. Active participation of parents is stressed. Emphasis is placed on the demonstration and dissemination of effective approaches specifically designed to improve the school performance of children from low-income families.

TYPES OF ASSISTANCE: Project Grants.

ELIGIBILITY REQUIREMENTS: Applicant Eligibility: Discretionary project grants are made to specified local educational agencies and public and private institutions of higher education or educational regional laboratories or other appropriate public or private nonprofit agencies, organizations, or institutions. Beneficiary Eligibility: Public and private school children from low-income families. Credentials/Documentation: Costs will be determined in accordance with OML Circular No. A-87 for State and local governments. Grantees must also verify inclusion in the project of children who are considered low-income children according to the best available data to determine low-income families.

FINANCIAL INFORMATION: Account Identification: 91-1000-0-1-501. Obligations: (Grants) FY 87 \$7,176,000; FY 88 est \$7,133,000; and FY 89 est \$0. Range and Average of Financial Assistance: Grants for local projects \$26,000 to \$442,000; Average - \$105,861. Grants for sponsors, \$25,000 to \$216,000; \$68,000. These figures are for fiscal year 1987. For fiscal year 1988 the average for local projects is estimated at \$85,000 and for sponsors at \$160,000.

INFORMATION CONTACTS: Regional or Local Office: Not applicable. Headquarters Office: Compensatory Education Programs, Office of Elementary and Secondary Education, Department of Education, 400 Maryland Avenue SW, Mail Stop 6276, Rm. 2043, Washington, DC 20202. Contact: Mary Jean LeTendre. Telephone: (202) 732-4682.

84.031 HIGHER EDUCATION--INSTITUTIONAL AID SPECIAL NEEDS PROGRAM

FEDERAL AGENCY: Office of Assistant Secretary for Postsecondary Education, Department of Education

AUTHORIZATION: Higher Education Act of 1965, Title III, as amended, Public Laws 89-329, 98-95, and 99-498, 20 U.S.C. 1051-1069..

OBJECTIVES: To help eligible colleges and universities to strengthen their management and fiscal operations and to assist such institutions to plan, develop, or implement activities that promise to strengthen the institution.

TYPES OF ASSISTANCE: Project Grants.

ELIGIBILITY REQUIREMENTS: Applicant Eligibility: An institution of higher education that qualifies as eligible using criteria as specified in the regulations. In general, under the Strengthening Institutions Program, eligible applicants are institutions that have: (1) A low average educational and general expenditure; (2) a substantial percentage of students having Pell Grants or other Federal need-based financial aid. However, a waiver of the low educational and annual expenditure requirement and the needy student enrollment requirement may be granted to institutions meeting the criteria specified in the existing regulations. Under the Historically Black Colleges and Universities (HBCU) Program certain historically Black institutions that were established prior to 1964, whose principal mission was, and is, the education of Black Americans, are eligible. A listing of those institutions are published in program regulations. Beneficiary Eligibility: Applicant institutions of higher education, including those in the territories and possessions that meet statutory eligibility requirements. Credentials/Documentation: Institutions must document that they are accredited by a nationally recognized accrediting agency or that they are making satisfactory progress toward such accreditation. A 4-year institution must have offered a bachelor's degree during the 5 academic years preceding the academic year for which it seeks assistance. A 2-year institution must have offered, during a similar period, a program acceptable for full credit towards a bachelor's degree, or a 2-year program in engineering, mathematics, or the physical or biological sciences designed to prepare the student to work as a technician at a semiprofessional level. This program is excluded from coverage under OMB Circular No. A-87.

FINANCIAL INFORMATION: Account Identification: 91-0201-0-1-502. Obligations: (Grants) Strengthening Institutions: FY 87 \$75,461,114; FY 88 est \$60,060,500; and FY 89 est \$36,500,000. Strengthening HBCUs: FY 87 \$51,741,000; FY 88 est \$73,161,500; and FY 89 est \$80,478,000. Endowment grants: FY 87 \$21,612,340; FY 88 est \$19,745,660; and FY 89 est \$20,000,000. Range and Average of Financial Assistance: Under the Strengthening Institutions Program, planning grants ranged up to \$25,000. Ranges for other grants are announced in closing date notices. Under the HBCU Program, grants may not be less than \$350,000 and range according to formula allotments.

INFORMATION CONTACTS: Regional or Local Office: Not applicable. Headquarters Office: Institutional Aid Programs, Office of Postsecondary Education, Department of Education, 400 Maryland Avenue SW, Washington, DC 20202. Contact: Dr. Caroline J. Gillin. Telephone: (202) 732-3308.

84.040 IMPACT AID--CONSTRUCTION (IMPACT AID; CONSTRUCTION)

FEDERAL AGENCY: Office of Assistant Secretary for Elementary and Secondary Education, Department of Education

AUTHORIZATION: Public Law 81-815, as amended.

OBJECTIVES: To provide assistance for the construction of urgently needed minimum school facilities in school districts which have had substantial increases in school membership as a result of new or increased Federal activities, or where reconstruction of facilities is necessary because of a declared major natural disaster.

TYPES OF ASSISTANCE: Project Grants.

ELIGIBILITY REQUIREMENTS: Applicant Eligibility: Local educational agencies (LEA) which provide free public elementary or secondary education in Federally impacted areas; local educational agencies, and certain public education agencies which provide technical, vocational, or other special education to children of elementary or secondary school age, where school facilities are damaged as a result of a declared natural disaster. Beneficiary Eligibility: Public elementary and secondary school children. Credentials/Documentation: Costs will be determined in accordance with OMB Circular No. A-87 for State and local governments.

FINANCIAL INFORMATION: Account Identification: 91-0102-0-1-501. Obligations: (Grants) FY 87 \$22,500,000; FY 88 est \$22,978,000; and FY 89 est \$25,000,000. Range and Average of Financial Assistance: \$2,000 to \$12,000, 00; average not applicable.

INFORMATION CONTACTS: Regional or Local Office: None. Headquarters Office: Division of Impact Aid, State and Local Educational Programs, Office of Assistant Secretary for Elementary and Secondary Education, Department of Education, 400 Maryland Ave. SW, Washington, DC 20202-6272. Contact: W. Stanley Kruger. Telephone: (202) 732-3637.

84.041 IMPACT AID--MAINTENANCE AND OPERATION (IMPACT AID/
DISASTER AID)

FEDERAL AGENCY: Office of Assistant Secretary for Elementary
and Secondary Education, Department of Education

AUTHORIZATION: Public Law 81-874, Titles I and IV, as
amended.

OBJECTIVES: To provide financial assistance to local
educational agencies when enrollments or availability of
revenue are adversely affected by Federal activities, where
the tax base of a district is reduced through the Federal
acquisition of real property, where there is a sudden and
substantial increase in school attendance as the result of
Federal activities; to assist local agencies in the education
of children residing on Federal, including Indian lands, and
children whose parents are employed on Federal property or in
the Uniformed Services. To provide major disaster assistance
for replacing or repairing damaged or destroyed supplies,
equipment, books, and for repairing minor damages to
facilities.

TYPES OF ASSISTANCE: Direct Payments with Unrestricted Use.

ELIGIBILITY REQUIREMENTS: Applicant Eligibility: Local
educational agencies (LEA) which provide free public
elementary or secondary education may apply under the
authorities of Section 2, if 10 percent or more of the
assessed valuation of all real property in the school district
acquired by the Federal Government since 1938 caused a
substantial and continuing financial burden; Section 3,
provides assistance where 3 percent or 400 in number of total
average daily attendance (ADA) of pupils who either live on
Federal property or have a parent who works on Federal
property or is on active duty in the uniformed services;
Section 7, provides assistance for current school expenditures
in cases of major natural disasters. Beneficiary Eligibility:
Public elementary and secondary school children. Credentials/
Documentation: Costs will be determined in accordance with
OMB Circular No. A-87 for State and local governments.

FINANCIAL INFORMATION: Account Identification: 91-0102-0-1-
501. Obligations: (Grants) FY 87 \$685,000,000; FY 88 est
\$685,498,000; and FY 99 est \$567,000,000. Range and Average
of Financial Assistance: From \$3,000 to over \$12,000,000.

INFORMATION CONTACTS: Regional or Local Office: None.
Headquarters Office: Division of Impact Aid, State and Local Educational Programs, Office of Elementary and Secondary Education, Department of Education, 400 Maryland Ave. SW, Washington, DC 20202-6272. Contact: W. Stanley Kruger.
Telephone: (202) 732-3637.

84.042 STUDENT SUPPORT SERVICES

FEDERAL AGENCY: Office of Assistant Secretary for Postsecondary Education, Department of Education

AUTHORIZATION: Higher Education Act of 1965, Title IV, Sections 417A and 417D, as amended, Public Law 89-329; Higher Education Amendments of 1986, Section 417a-487d, Public Law 99-498, 100 Stat. 1339, 20 U.S.C. 1070-1b.

OBJECTIVES: To provide supportive services to disadvantaged college students to enhance their potential for successfully completing the postsecondary education program in which they are enrolled.

TYPES OF ASSISTANCE: Project Grants.

ELIGIBILITY REQUIREMENTS: Applicant Eligibility: Institutions of higher education. Beneficiary Eligibility: Low-income, first-generation college students or physically handicapped students who are enrolled or accepted for enrollment at the institution which is the recipient of the grant and who are in need of academic support in order to successfully pursue a program of postsecondary education. At least two-thirds of the project participants must be physically handicapped or must be low-income individuals who are first-generation college students. The remaining participants must be physically handicapped, low-income individuals, or first generation-college students. Required low-income criteria for participants are stated in application materials. Credentials/Documentation: Costs will be determined in accordance with Education Department General Administrative Regulations (EDGAR). This program is excluded from coverage under OMB Circular No. A-87.

FINANCIAL INFORMATION: Account Identification: 91-0201-0-1-502. Obligations: (Grants) FY 87 \$70,961,949; FY 88 est \$86,917,499; and FY 89 est \$85,300,000. Range and Average of Financial Assistance: \$35,000 to \$272,000; \$108,097.

INFORMATION CONTACTS: Regional or Local Office: Department of Education regional offices. Headquarters Office: Division of Student Services, Office of Postsecondary Education, Department of Education, 400 Maryland Avenue SW, Washington, DC 20202. Contact: Jowava M. Leggett. Telephone: (202) 732-4804.

84.044 TALENT SEARCH

FEDERAL AGENCY: Office of Assistant Secretary for Postsecondary Education, Department of Education

AUTHORIZATION: Higher Education Act of 1965, Title IV, Section 417B, as amended, Public Law 89-329; Higher Education Amendments of 1986, Section 417a and 417b, Public Law 99-498, 100 Stat. 1337 and 1338, 20 U.S.C. 1070d-1.

OBJECTIVES: To identify disadvantaged youths with potential for postsecondary education; to encourage them in continuing in and graduating from secondary school and in enrolling in programs of postsecondary education; to publicize the availability of student financial aid; and to increase the number of secondary and postsecondary school dropouts who reenter an educational program.

TYPES OF ASSISTANCE: Project Grants.

ELIGIBILITY REQUIREMENTS: Applicant Eligibility: Institutions of higher education, public and private agencies and organizations and, in exceptional cases, secondary schools. Beneficiary Eligibility: Individuals residing in the target area or attending a target school who have potential for education at the postsecondary level and who need one or more of the services provided by the project. Two-thirds must be low-income individuals who are also potential first-generation college students. Project participants must be between 12 and 27 years old (exceptions allowed). Required low-income criteria for participants are stated in application materials. Credentials/Documentation: Costs will be determined in accordance with the Education Department General Administrative Regulations (EDGAR). This program is excluded from coverage under OMB Circular No. A-87.

FINANCIAL INFORMATION: Account Identification: 91-0201-0-1-502. Obligations: (Grants) FY 87 \$20,384,105; FY 88 est

\$23,444,737; and FY 89 est \$21,000,008. Range and Average of Financial Assistance: \$66,756 to \$1,308,413; \$112,040.

INFORMATION CONTACTS: Regional or Local Office: Department of Education regional offices. Headquarters Office: Division of Student Services, Education Outreach Branch, Office of Postsecondary Education, Department of Education, 400 Maryland Avenue SW, Room 3030, Regional Office Building 3, Washington, DC 20202. Contact: Walter Lewis. Telephone: (202) 732-3270.

84.047 UPWARD BOUND

FEDERAL AGENCY: Office of Assistant Secretary for Postsecondary Education, Department of Education

AUTHORIZATION: Higher Education Act of 1965, Title IV, Sections 417A and 417C, as amended, Public Law 89-329, 94 Stat. 1407 and 1409; Higher Education Amendments of 1986, Section 417-a and 417-c, Public Law 99-498, 100 Stat. 1338, 20 U.S.C. 1070d-1a.

OBJECTIVES: To generate skills and motivation necessary for success in education beyond high school among low-income and potential first-generation college students and veterans. The goal of the program is to increase the academic performance and motivational levels of eligible enrollees so that such persons may complete secondary school and successfully pursue postsecondary educational programs.

TYPES OF ASSISTANCE: Project Grants.

ELIGIBILITY REQUIREMENTS: Applicant Eligibility: Institutions of higher education, public and private agencies and organizations, and, in exceptional cases, secondary schools. Beneficiary Eligibility: Low-income individuals and potential first-generation college students who have a need for academic support in order to successfully pursue a program of postsecondary education. Two-thirds of the participants must be low-income individuals who are also potential first-generation college students. The remaining participants must be either low-income individuals or potential first-generation college students. Required low-income criteria are stated in application materials. Except for veterans, who can be served regardless of age, project participants must be between 13 and 19 years old and have completed the eighth grade but have not

entered the twelfth grade (exceptions allowed). Credentials/Documentation: Costs will be determined in accordance with the Education Department General Administrative Regulations (EDGAR). This program is excluded from coverage under OMB Circular No. A-87.

FINANCIAL INFORMATION: Account Identification: 91-0201-0-1-502. Obligations: (Grants) FY 87 \$74,548,185; FY 88 est \$81,249,251; and FY 89 est \$86,928,000. Range and Average of Financial Assistance: \$82,689 to \$395,479; \$179,968.

INFORMATION CONTACTS: Regional or Local Office: Department of Education regional offices. Headquarters Office: Division of Student Services, Education Outreach Branch, Office of Postsecondary Education, Department of Education, 400 Maryland Avenue SW, Room 3060, Regional Office Building 3, Washington, DC 20202. Contact: Walter Lewis. Telephone. (202) 732-3270.

84.048 VOCATIONAL EDUCATION--BASIC GRANTS TO STATES

FEDERAL AGENCY: Office of Assistant Secretary for Vocational and Adult Education, Department of Education

AUTHORIZATION: Carl D. Perkins Vocational Education Act of 1984, Title II, Public Law 98-524, 20 U.S.C. 2331 to 2342.

OBJECTIVES: To assist States in expanding, improving, modernizing, and developing quality vocational education programs. To provide equal opportunity in vocational education programs to historically underserved populations.

TYPES OF ASSISTANCE: Formula Grants.

ELIGIBILITY REQUIREMENTS: Applicant Eligibility: State Boards for Vocational Education. Eligible recipients for subgrants are local educational agencies and postsecondary institutions. Beneficiary Eligibility: Individuals requiring vocational training. Credentials/Documentation: The establishment of a State Board for Vocational Education, a State Council on Vocational Education, and a State Occupational Information Coordinating Committee is required. Costs will be determined in accordance with OMB Circular No. A-87 for State and local governments.

FINANCIAL INFORMATION: Account Identification: 91-0400-0-1-501. Obligations: (Grants) FY 87 \$809,507,974; FY 88 est \$798,665,863; and FY 89 est \$842,132,314. Range and Average of Financial Assistance: \$58,997 to \$68,148,445; \$13,536,709. (Fiscal year 1988 figures.)

INFORMATION CONTACTS: Regional or Local Office: See the Catalog for a list of the addresses of Department of Education regional offices. Headquarters Office: Division of Vocational Education, Office of Assistant Secretary for Vocational and Adult Education, Department of Education, Washington, DC 20202. Contact: LeRoy A. Cornelsen. Telephone: (202) 732-2441.

84.049 VOCATIONAL EDUCATION--CONSUMER AND HOMEMAKING EDUCATION

FEDERAL AGENCY: Office of Assistant Secretary for Vocational and Adult Education, Department of Education

AUTHORIZATION: Carl D. Perkins Vocational Education Act of 1984, Title III, Part B, Public Law 98-524, 20 U.S.C. 2361-2363.

OBJECTIVES: To assist States in conducting programs in consumer and homemaking education. Emphasis is placed on programs located in economically depressed areas and/or areas with high rates of unemployment. Programs are designed to assist consumers and to help improve home management and the quality of family life.

TYPES OF ASSISTANCE: Formula Grants.

ELIGIBILITY REQUIREMENTS: Applicant Eligibility: State Boards for Vocational Education. Eligible recipients for subgrants are local educational agencies and postsecondary institutions. Beneficiary Eligibility: Youth and adults preparing for the occupation of homemaking. Credentials/Documentation: The establishment of a State Board for Vocational Education, a State Council on Vocational Education and a State Occupational Information Coordinating Committee is required. Costs will be determined in accordance with OMB Circular No. A-87 for State and local governments.

FINANCIAL INFORMATION: Account Identification: 91-0400-0-1-501. Obligations: (Grants) FY 87 \$31,633,000; FY 88 est \$32,791,000; and FY 89 est \$0. Range and Average of Financial

Assistance: \$2,440 to \$2,803,564; \$555,779 (fiscal year 1988 figures).

INFORMATION CONTACTS: Regional or Local Office: See the Catalog for a list of the addresses of Department of Education regional offices. Headquarters Office: Director, Division of Vocational Education, Office of Assistant Secretary for Vocational and Adult Education, Department of Education, Washington, DC 20202. Contact: LeRoy A. Cornelsen. Telephone: (202) 732-2441.

84.055 HIGHER EDUCATION--COOPERATIVE EDUCATION (COOPERATIVE EDUCATION PROGRAM)

FEDERAL AGENCY: Office of Assistant Secretary for Postsecondary Education, Department of Education

AUTHORIZATION: Higher Education Act of 1965, Title VIII, as amended, Public Laws 89-329 and 99-498, 20 U.S.C. 1133-1133b.
OBJECTIVES: To provide Federal support: for planning, establishing, expanding, and carrying out of projects of cooperative education in institutions of higher education; for projects demonstrating innovative methods of cooperative education; for research into methods of improving, developing, or evaluating cooperative education; or for training persons who are or wish to be involved in cooperative education. Cooperative education projects are those with alternating or parallel periods of academic study and public or private paid employment related to the student's academic program or professional goals.

TYPES OF ASSISTANCE: Project Grants.

ELIGIBILITY REQUIREMENTS: Applicant Eligibility: Accredited institutions of higher education for administration, demonstration, research, and training grants. Public or private nonprofit agencies and organizations for demonstration research, and training grants. Beneficiary Eligibility: Students attending funded institutions who are enrolled at least half-time. Credentials/Documentation: The applicant must submit a signed statement that it has complied with Federal civil rights legislation including Title VI of the Civil Rights Act of 1964, Title IX of the Education Amendments of 1972, and Section 504 of the Rehabilitation Act of 1973, as amended. Institutions of Higher Education must meet the definition of higher education given in Section 1201 of the

Higher Education Act of 1965, as amended. This program is excluded from coverage under OMB Circular No. A-87.

FINANCIAL INFORMATION: Account Identification: 91-0201-0-1-502. Obligations: (Grants) FY 87 \$14,396,482; FY 88 est \$13,787,000; and FY 89 est \$0. Range and Average of Financial Assistance: \$15,000 to 500,000; \$80,427.

INFORMATION CONTACTS: Regional or Local Office: Not applicable. Headquarters Office: Division of Higher Education Incentive Programs, Office of Postsecondary Education, Department of Education, Washington, DC 20202. Contact: Stanley B. Patterson. Telephone: (202) 732-4393.

84.154 PUBLIC LIBRARY CONSTRUCTION (LSCA--TITLE II)

FEDERAL AGENCY: Office of Assistant Secretary for Educational Research and Improvement, Department of Education

AUTHORIZATION: Library Services and Construction Act, Title II, as amended, 20 U.S.C. 351 et seq.

OBJECTIVES: To assist with public library construction.

TYPES OF ASSISTANCE: Formula Grants.

ELIGIBILITY REQUIREMENTS: Applicant Eligibility: State library administrative agencies which have authority to administer Federal funds, supervise public library service within a State, and together with participating libraries, have financial resources sufficient to match Federal funds on a percentage basis according to per capita wealth.

Beneficiary Eligibility: For the construction of public libraries and for the remodeling of public libraries necessary to meet standards of the Architectural Barriers Act of 1968 and for remodeling structures to conserve energy in the operation of public libraries under approved State Plans.

Credentials/Documentation: Governors (or their Plan review agencies) must be given an opportunity to review the State Plan. The State Plan deadline is October 1 of the ensuing year of appropriation. This program is excluded from coverage under OMB Circular No. A-87.

FINANCIAL INFORMATION: Account Identification: 91-0104-0-1-503. Obligations: (Grants) FY 87 \$22,050,000; FY 88

\$22,143,100; and FY 89 est \$0. Range and Average of Financial Assistance: Not applicable.

INFORMATION CONTACTS: Regional or Local Office: Not applicable. Headquarters Office: Public Library Support Staff, Library Programs, Office of Educational Research and Improvement, Department of Education, Washington, DC 20208-1430. Contact: Robert Klassen. Telephone: (202) 257-6303.

84.172 CONSTRUCTION, RECONSTRUCTION, AND RENOVATION OF ACADEMIC FACILITIES (ACADEMIC FACILITIES PROGRAM)

FEDERAL AGENCY: Office of Assistant Secretary for Postsecondary Education, Department of Education

AUTHORIZATION: Higher Education Act of 1965, Title VII, as amended, Public Law 89-329, 20 U.S.C. 1132.

OBJECTIVES: To provide assistance to institutions of postsecondary education in order to construct, reconstruct, or renovate academic facilities.

TYPES OF ASSISTANCE: Project Grants.

ELIGIBILITY REQUIREMENTS: Applicant Eligibility: Accredited institutions of postsecondary education. Beneficiary Eligibility: Accredited institutions of postsecondary education. Credentials/Documentation: This program is excluded from coverage under OMB Circular No. A-87.

FINANCIAL INFORMATION: Account Identification: 91-0201-0-1-502. Obligations: (Grants) FY 87 \$37,750,000; FY 88 est \$6,702,000; and FY 89 est \$0. (Note: The 1987 obligations are against fiscal years 1985 and 1986 appropriations.) Range and Average of Financial Assistance: \$28,325 to \$500,000. The average grant in fiscal year 1987 was \$329,561.

INFORMATION CONTACTS: Regional or Local Office: None. Headquarters Office: Division of Higher Education Incentive Programs, Office of Postsecondary Education, Department of Education, Washington, DC 20202. Contact: Charles I. Griffith. Telephone: (202) 732-4389.

84.174 VOCATIONAL EDUCATION--COMMUNITY BASED ORGANIZATIONS

FEDERAL AGENCY: Office of Assistant Secretary for Vocational Education, Department of Education

AUTHORIZATION: Carl D. Perkins Vocational Education Act of 1984, Title III, Part A, Public Law 98-524, 20 U.S.C. 2301 et seq.

OBJECTIVES: To provide educational assistance to severely disadvantaged youth, through the collaboration of public agencies, community-based organizations, and business concerns, to enable them to succeed in vocational education.

TYPES OF ASSISTANCE: Formula Grants.

ELIGIBILITY REQUIREMENTS: Applicant Eligibility: State Boards of Vocational Education apply for funds by submitting a two-year State Plan for Vocational Education and annual amendments if necessary. Private nonprofit organizations, local education agencies or postsecondary educational institutions jointly submit applications to the State board. The outlying territories are also eligible to apply. Beneficiary Eligibility: Inner-city youth, non-English speaking youth, Appalachian youth, and the youth of other urban and rural areas having a high density of poverty who need special prevocational education programs. Credentials/Documentation: The establishment of a State Board for Vocational Education, a State Council on Vocational Education and a State Occupational Information Coordinating Committee is required. Costs will be determined in accordance with OMB Circular No. A-87 for State and local governments.

FINANCIAL INFORMATION: Account Identification: 91-0400-0-1-501. Obligations: (Grants) FY 87 \$6,000,000; FY 88 est \$6,845,000; and FY 89 est \$0. Range and Average of Financial Assistance: \$515 to \$590,542; \$116,017.

INFORMATION CONTACTS: Regional or Local Office: See the Catalog for the addresses of Department of Education regional offices. Headquarters Office: Department of Education, Office of Assistant Secretary for Vocational and Adult Education, Division of Vocational Education, Washington, DC 20202. Contact: LeRoy A. Cornelsen. Telephone: (202) 732-2441.

MAJOR CONTRIBUTORS TO THIS BRIEFING REPORTRESOURCES, COMMUNITY, AND ECONOMIC DEVELOPMENT DIVISION,
WASHINGTON, D.C.

John W. Harman, Senior Associate Director, (202) 275-5138
William E. Gahr, Associate Director
James L. Hedrick, Group Director
Robert J. Mancuso, Assignment Manager
Clifford J. Diehl, Evaluator-in-Charge
Hubert M. King, Jr., Evaluator
Elizabeth T. Morrison, Writer-Editor

ATLANTA REGIONAL OFFICE

Paul J. Pansini, Computer Programmer/Analyst

(097740)

END

U.S. Dept. of Education

Office of Education
Research and
Improvement (OERI)

ERIC

Date Filmed

March 29, 1991