

## DOCUMENT RESUME

ED 320 607

IR 053 209

AUTHOR Gilliland, Donna, Comp.  
TITLE Statistics of South Dakota School Libraries,  
1986-1987 and 1987-1988.  
INSTITUTION South Dakota State Library, Pierre.  
PUB DATE 89  
NOTE 162p.  
PUB TYPE Statistical Data (110)

EDRS PRICE MF01/PC07 Plus Postage.  
DESCRIPTORS Annual Reports; Elementary Secondary Education;  
\*Learning Resources Centers; \*Library Expenditures;  
\*Library Materials; \*Library Services; \*Library  
Statistics; Private Schools; Public Schools; \*School  
Libraries  
IDENTIFIERS Bureau of Indian Affairs Schools; \*South Dakota

## ABSTRACT

These two reports present statistical information on South Dakota public, Bureau of Indian Affairs (BIA), and private school libraries for the 1986-87 and 1987-88 school years. Data in the following areas are included for both years: enrollment served, total circulation, circulation per capita, book circulation, circulation per volume, interlibrary loan requests, librarian hours per week, hours open per week, total volumes, volumes added, periodical subscriptions, audiovisual materials, adult staff, student assistants, and square footage. The 1987-88 survey also includes information on board-adopted materials selection policies and the availability of interlibrary loan, bibliography, public use, and audiovisual production services. The final section of each report presents financial data on public school libraries: total district expenditures; total library/media expenditure; percentage of budget spent for library/media services; salaries; materials and supplies; purchased services; operating expenditures per capita; library materials per capita, and capital expenditures. Major findings are summarized in the introduction. (MES)

\*\*\*\*\*  
\* Reproductions supplied by EDRS are the best that can be made \*  
\* from the original document. \*  
\*\*\*\*\*

IR

ED320607



U.S. DEPARTMENT OF EDUCATION  
Office of Educational Research and Improvement  
EDUCATIONAL RESOURCES INFORMATION  
CENTER (ERIC)

This document has been reproduced as  
received from the person or organization  
originating it.

Minor changes have been made to improve  
reproduction quality.

Points of view or opinions stated in this docu-  
ment do not necessarily represent official  
OERI position or policy.

# STATISTICS OF SOUTH DAKOTA SCHOOL LIBRARIES

1986 - 1987

Compiled by  
Donna Gilliland  
South Dakota State Library  
1989

BEST COPY AVAILABLE

"PERMISSION TO REPRODUCE THIS  
MATERIAL HAS BEEN GRANTED BY  
Donna Gilliland

IR 053 209

|                           |         |
|---------------------------|---------|
| Public schools . . . . .  | Page 1  |
| BIA schools . . . . .     | Page 37 |
| Private schools . . . . . | Page 41 |
| Financial data . . . . .  | Page 49 |

## INTRODUCTION

The statistical reports from school libraries in South Dakota have been compiled for the school year of 1986-87. This publication is the primary outcome of that effort, however the statistical information submitted by librarians is used each year to respond to a variety of requests for information about school libraries in the state. A "thank you" goes to each librarian who takes time from their busy schedule to return the report in a timely manner.

The information provided in this document is only as good as that supplied in the report forms. Due to an idiosyncrasy in the computer program, it is not possible to indicate estimations in the final report. The reader may assume that round numbers are probably estimates. Examples might include a total circulation of 10,000 items, or a library where the total volumes and total book circulation are exactly equal.

## MAJOR FINDINGS

South Dakota school libraries continue to be busy places, with the average library circulating 11,301 items in 1986-87; however this is a decline from 1985-86 of 6.1%. The total size of book collections remained almost the same with 7,047 volumes in 1986-87, an increase of only 1% from 1986. The number of volumes added to the average collection declined by 1.7% to 284 items. The number of periodical subscriptions remained unchanged from 1986 with the average library receiving 41 titles. The size of audiovisual software collections declined by 15% to 1,023 items. This change may be accounted for by just a few libraries who noted that this material had been removed from the libraries and put into classrooms. Finally, the size of the average library continued to shrink, declining by 4.3% to 1,618 square feet. The average audiovisual area also declined by 11.9% to 250 square feet. The accuracy of information regarding average size is very difficult to determine. Many (perhaps a majority) of the reports do not provide a separate response for square footage of audiovisual areas, but say something like "Included in library". The reality may be that the libraries are smaller than is indicated and audiovisual areas are larger.

## FINANCIAL DATA

The information in this section is compiled from the annual reports submitted by business managers of public school districts to the Division of Education on their annual report forms. This information is not readily available for private or BIA schools. The following notes are intended to explain the categories used in this section of the document.

Total district expenditure = the district's total operating expenditure for the school year 1986-87.

Total library/media expenditure includes all expenses related to the library/media program (salaries, benefits, materials, special services, capital expenditure etc.).

The third column provides a percentage of the districts total budget that is spent for library/media services. In 1986-87, this ranged from .06% at Oldham to 4.95% at Douglas.

Salaries = wages, excluding benefits.

Materials and supplies = print and nonprint materials and supplies purchased for the library/media center.

Purchased services = contractual services, cleaning, repair and maintenance of equipment, purchase of professional and/or technical services.

Operating expenditures per capita = the average cost per student for library/media services.

Library materials per capita = the average amount each district spends per student to purchase print and nonprint materials. In 1986-87, this ranged between \$0.00 in nine districts (may or may not be correct, this is what was reported) and \$39.76 at Summit.

Capital expenditure = money spent to purchase new furnishings, equipment, remodeling etc.

| SCHOOL NAME<br>OR DISTRICT | ENROLL.<br>SERVED | TOTAL<br>CIRCULATION | CIRCULATION<br>PER CAPITA | BOOK<br>CIRCULATION | CIRCULATION<br>PER VOLUME |
|----------------------------|-------------------|----------------------|---------------------------|---------------------|---------------------------|
| Aberdeen Central H. S.     | 991               | 24,043               | 24.26                     | 10,426              | .68                       |
| Holgate Jr. High           | 469               | 12,400               | 26.44                     | 8,900               | .54                       |
| Simmons Jr. High           | 438               | 7,200                | 16.44                     | 6,500               | .78                       |
| C. C. Lee Elementary       | 420               | 21,694               | 51.65                     | 20,203              | 2.12                      |
| Henry Neill Elementary     | 407               | 3,950                | 9.71                      | 3,000               | .43                       |
| Howard Hedger Elementary   | 336               | 13,808               | 41.19                     | 12,686              | 1.82                      |
| Lincoln Elementary         | 403               | 18,687               | 46.37                     | 18,022              | 1.92                      |
| May Overby Elementary      | 321               | 10,360               | 32.27                     | 10,000              | 1.36                      |
| O.M. Tiffany Elementary    | 374               | 14,081               | 37.65                     | 12,446              | 1.69                      |
| Simmons Elementary         | 380               | 14,887               | 39.18                     | 13,462              | 2.17                      |
| Elementary Media Center    |                   | 4,620                | NA                        | NA                  | NA                        |
| Agar Elementary            | 59                | 6,049                | 102.53                    | 5,544               | 1.32                      |
| Alcester High School       |                   |                      |                           |                     |                           |
| Alcester Elementary        | 223               | 16,560               | 74.26                     | 16,560              | 3.12                      |
| Alpena High School         | 122               | NA                   | NA                        | NA                  | NA                        |
| Andes Central High School  | 180               | 9,093                | 50.52                     | 2,070               | .34                       |
| Andes Central Elementary   | 183               | 6,885                | 37.62                     | 6,338               | .96                       |
| Arlington High School      | 185               | 3,830                | 20.73                     | 1,300               | .22                       |
| Armour High School         | 243               | 2,400                | 9.88                      | 2,000               | .25                       |
| Artesian High School       | 153               | 5,949                | 38.98                     | 4,804               | .68                       |
| Avon High School           | 103               | 1,600                | 15.53                     | 400                 | .09                       |
| Baltic High School         |                   |                      |                           |                     |                           |
| Belle Fourche High School  | 352               | 33,000               | 93.75                     | 19,000              | 2.73                      |
| Roosevelt Middle School    | 257               | 10,636               | 41.39                     | 7,558               | 1.31                      |
| South Park Elementary      | 390               | 32,744               | 83.96                     | 31,500              | 3.73                      |
| Gay Park Elementary        |                   |                      |                           |                     |                           |
| Bennett Co. High School    | 560               | 2,925                | 5.22                      | 2,280               | .34                       |
| Martin Elementary          | 308               | 14,422               | 46.82                     | 14,387              | 1.93                      |
| Beresford High School      | 180               | 1,748                | 9.71                      | 1,697               | .32                       |
| Beresford Middle School    |                   |                      |                           |                     |                           |
| Beresford Elementary       |                   |                      |                           |                     |                           |
| Big Stone City Elementary  | 105               | 2,574                | 24.51                     | 2,494               | .93                       |
| Bison High School          | 257               | 16,110               | 62.68                     | 13,555              | 1.46                      |
| Bonesteel High School      | 130               | 184                  | 1.42                      | NA                  | NA                        |
| Fairfax Elementary         | 170               | 6,002                | 35.31                     | 5,176               | .99                       |
| Bon Homme High School      | 255               | 12,328               | 48.35                     | 1,460               | .22                       |
| Tyndall Elementary         |                   |                      |                           |                     |                           |
| Tabor Elementary           | 100               | 1,810                | 18.10                     | 1,800               | .69                       |
| Springfield Elementary     | 150               | NA                   | NA                        | NA                  | NA                        |

| INTERLIBRARY<br>PRINT | LOAN REQUESTS<br>AUDIOVISUAL | HOURS LIB'N<br>WORK/WEEK | HOURS OPEN<br>PER WEEK | TOTAL VOL . | VOL. ADDED<br>DURING YEAR | PERIODICAL<br>SUBSCRIPTIONS |
|-----------------------|------------------------------|--------------------------|------------------------|-------------|---------------------------|-----------------------------|
| 37                    | 108                          | 40                       | 40                     | 15,308      | 828                       | 144                         |
| 18                    | 542                          | 45                       | 45                     | 16,607      | 576                       | 72                          |
| 25                    | 67                           | 37.5                     | 40                     | 8,327       | 337                       | 65                          |
| 0                     | 15                           | 0                        | 30                     | 9,550       | 254                       | 24                          |
| 0                     | 100                          | 0                        | 30                     | 6,910       | 287                       | 20                          |
| 22                    | 15                           | 0                        | 40                     | 6,968       | 235                       | 21                          |
| 0                     | 161                          | 0                        | 35                     | 9,386       | 260                       | 20                          |
| NA                    | NA                           | 0                        | 30                     | 7,375       | 237                       | 20                          |
| 0                     | 0                            | 0                        | 35                     | 7,375       | 236                       | 21                          |
| 0                     | 258                          | 0                        | 25                     | 6,199       | 244                       | 22                          |
| NA                    | NA                           | 35                       | NA                     | NA          | NA                        | NA                          |
| 0                     | 35                           | 21.5                     | 40                     | 4,200       | 800                       | 18                          |
| 0                     | 40                           | 10                       | 30                     | 5,308       | 293                       | 12                          |
| 88                    | 23                           | 13                       | 38                     | 2,358       | 201                       | 23                          |
| 393                   | 360                          | 40                       | 40                     | 6,125       | 330                       | 63                          |
| 35                    | 133                          | 10                       | 40                     | 6,612       | 247                       | 12                          |
| 142                   | 70                           | 30                       | 40                     | 5,982       | 106                       | 64                          |
| 195                   | 20                           | 20                       | 40                     | 8,030       | 30                        | 37                          |
| 152                   | 2                            | 20                       | 55                     | 7,112       | 237                       | 30                          |
| 0                     | 0                            | 30                       | 40                     | 4,331       | 100                       | 41                          |
| 75                    | 0                            | 35                       | 35                     | 6,954       | 75                        | 17                          |
| 6                     | 75                           | 0                        | 32.5                   | 5,780       | 170                       | 12                          |
| 0                     | 33                           | 33                       | 33                     | 8,440       | 150                       | 6                           |
| 38                    | 75                           | 30                       | 40                     | 6,741       | 578                       | 68                          |
| 10                    | 45                           | 0                        | 20                     | 7,461       | 285                       | 23                          |
| 15                    | 138                          | 40                       | 40                     | 5,223       | 53                        | 92                          |
| 0                     | 275                          | 5                        | 35                     | 2,674       | 195                       | 4                           |
| 217                   | 91                           | 35                       | 35                     | 9,304       | 785                       | 72                          |
| 40                    | 15                           | 40                       | 40                     | 9,780       | 300                       | 45                          |
| 0                     | 38                           | 0                        | 35                     | 5,206       | 50                        | 16                          |
| 36                    | 4                            | 35                       | 35                     | 6,511       | 596                       | 45                          |
| 0                     | 115                          | NA                       | 40                     | 2,595       | 200                       | 13                          |
| 0                     | 10                           | 0                        | 7                      | NA          | NA                        | 15                          |

| SCHOOL NAME<br>OR DISTRICT | A/V MATERIALS<br>SOFTWARE HARDWARE |     | ADULT STAFF<br>IN FTE'S | NUMBER OF<br>STUDENT ASSIST. | SQ.FT. IN<br>LIBRARY A/V AREA |     |
|----------------------------|------------------------------------|-----|-------------------------|------------------------------|-------------------------------|-----|
| Aberdeen Central H. S.     | 2,252                              | 14  | 2.75                    | 5                            | 4,224                         | 128 |
| Holgate Jr. High           | 848                                | 111 | 2.62                    | 4                            | 3,000                         | NA  |
| Simmons Jr. High           | 875                                | 9   | 1.69                    | 1                            | 1,666                         | NA  |
| C. C. Lee Elementary       | 964                                | 94  | 1.50                    | NA                           | 2,950                         | NA  |
| Henry Neill Elementary     | 128                                | 28  | .38                     | 0                            | 1,314                         | NA  |
| Howard Hedger Elementary   | 105                                | 2   | .42                     | 6                            | 864                           | 0   |
| Lincoln Elementary         | 539                                | 22  | .15                     | NA                           | 5,865                         | NA  |
| May Overby Elementary      | 151                                | 18  | .38                     | 0                            | 848                           | NA  |
| O.M. Tiffany Elementary    | 139                                | 25  | .38                     | 0                            | 1,512                         | NA  |
| Simmons Elementary         | 180                                | 19  | .38                     | 0                            | 385                           | NA  |
| Elementary Media Center    | 3,696                              | 2   | 1.75                    | 0                            | NA                            | NA  |
| Agar Elementary            | 291                                | 36  | .55                     | 0                            | 730                           | 0   |
| Alcester High School       |                                    |     |                         |                              |                               |     |
| Alcester Elementary        | 680                                | 36  | .88                     | 0                            | 1,526                         | 920 |
| Alpena High School         | 2,957                              | 35  | .33                     | 9                            | 952                           | 0   |
| Andes Central High School  | 284                                | 49  | 1.00                    | 14                           | 480                           | NA  |
| Andes Central Elementary   | 1,202                              | 59  | .25                     | 0                            | 1,000                         | NA  |
| Arlington High School      | 591                                | 35  | .75                     | 0                            | 1,500                         | 576 |
| Armour High School         | 15                                 | 15  | .50                     | 6                            | 1,500                         | 0   |
| Artesian High School       | 260                                | 16  | 1.12                    | 0                            | NA                            | NA  |
| Avon High School           | 835                                | 49  | .75                     | 0                            | 2,000                         | 700 |
| Baltic High School         |                                    |     |                         |                              |                               |     |
| Belle Fourche High School  | 430                                | 53  | .88                     | 12                           | 3,700                         | 144 |
| Roosevelt Middle School    | 953                                | 67  | .81                     | 5                            | 1,215                         | NA  |
| South Park Elementary      | 249                                | NA  | .82                     | 0                            | 756                           | 0   |
| Gay Park Elementary        |                                    |     |                         |                              |                               |     |
| Bennett Co. High School    | 1,311                              | 103 | .75                     | 0                            | 3,375                         | NA  |
| Martin Elementary          | 763                                | NA  | .50                     | 0                            | 750                           | NA  |
| Beresford High School      | 508                                | 61  | 1.00                    | 10                           | 2,163                         | 144 |
| Beresford Middle School    |                                    |     |                         |                              |                               |     |
| Beresford Elementary       |                                    |     |                         |                              |                               |     |
| Big Stone City Elementary  | 320                                | 3   | .12                     | 0                            | 364                           | 0   |
| Bison High School          | 861                                | 171 | 1.31                    | 13                           | 1,648                         | 260 |
| Bonesteel High School      | 846                                | 29  | 1.00                    | 2                            | 1,120                         | 252 |
| Fairfax Elementary         | 735                                | 30  | .23                     | 0                            | 1,176                         | 0   |
| Bon Homme High School      | 867                                | 54  | 1.12                    | 6                            | 1,344                         | NA  |
| Tyndall Elementary         |                                    |     |                         |                              |                               |     |
| Tabor Elementary           | 1,362                              | 30  | NA                      | NA                           | 315                           | 0   |
| Springfield Elementary     | 222                                | 33  | .12                     | 0                            | 0                             | 0   |



| SCHOOL NAME<br>OR DISTRICT | ENROLL.<br>SERVED | TOTAL<br>CIRCULATION | CIRCULATION<br>PER CAPITA | BOOK<br>CIRCULATION | CIRCULATION<br>PER VOLUME |
|----------------------------|-------------------|----------------------|---------------------------|---------------------|---------------------------|
| Bowdle High School         |                   |                      |                           |                     |                           |
| Brandon Valley High School | 531               | 44,632               | 84.05                     | 3,612               | .31                       |
| Brandon Valley Jr. High    | 266               | 3,283                | 3.62                      | 2,397               | .66                       |
| Brandon Elementary         | 775               | 17,458               | 22.53                     | 17,058              | 2.69                      |
| Valley Springs Elementary  | 284               | 2,584                | 9.10                      | 2,397               | .58                       |
| Bridgewater High School    | 239               | 7,022                | 29.38                     | 5,384               | 1.08                      |
| Bristol High School        | 184               | 7,575                | 41.17                     | 3,500               | .69                       |
| Britton High School        | 235               | NA                   | NA                        | NA                  | NA                        |
| Brookings High School      | 686               | 14,354               | 20.92                     | 5,133               | .50                       |
| Brookings Middle School    | 509               | 20,600               | 40.47                     | 18,035              | 1.91                      |
| Central Elementary         | 320               | 13,963               | 43.63                     | 12,000              | 1.33                      |
| Hillcrest Elementary       | 540               | 47,340               | 87.67                     | 41,400              | 4.54                      |
| Medary Elementary          | 565               | 28,187               | 49.89                     | 25,162              | 3.23                      |
| Burke High School          | 385               | 1,394                | 3.62                      | 1,356               | .24                       |
| Canistota High School      | 91                | 763                  | 8.38                      | 525                 | .21                       |
| Canova Elementary          | 55                | 2,129                | 38.71                     | 2,067               | .58                       |
| Canton High School         |                   |                      |                           |                     |                           |
| Carthage Elementary        |                   |                      |                           |                     |                           |
| Castlewood High School     | 128               | 5,150                | 40.23                     | 3,500               | .83                       |
| Centerville High School    | 104               | 1,020                | 9.81                      | 1,000               | .23                       |
| Chamberlain High School    | 415               | 3,218                | 7.75                      | 3,218               | .33                       |
| Chamberlain Elementary     | 585               | 4,982                | 8.52                      | 4,982               | 1.73                      |
| Chester High School        | 136               | 8,643                | 63.55                     | 4,715               | .77                       |
| Franklin Elementary        |                   |                      |                           |                     |                           |
| Clark High School          | 190               | 11,040               | 58.11                     | 4,000               | .37                       |
| Clark Elementary           |                   |                      |                           |                     |                           |
| Clear Lake High School     | 259               | 26,893               | 103.83                    | 24,638              | 4.49                      |
| Clear Lake Elementary      | 289               | 22,554               | 78.04                     | 20,190              | 2.83                      |
| Colman High School         | 210               | 14,875               | 70.83                     | 13,125              | 1.84                      |
| Colome High School         | 222               | NA                   | NA                        | NA                  | NA                        |
| Conde High School          | 100               | 270                  | 2.70                      | 200                 | .03                       |
| Corsica High School        | 92                | 1,800                | 19.57                     | 800                 | .19                       |
| Corsica Elementary         | 60                | 1,780                | 29.67                     | 1,780               | .52                       |
| Cresbard High School       | 75                | 1,008                | 13.44                     | 777                 | .27                       |
| Custer High School         | 1,088             | 1,580                | 1.45                      | 1,580               | .24                       |

| INTERLIBRARY LOAN REQUESTS |             | HOURS LIB'N<br>WORK/WEEK | HOURS OPEN<br>PER WEEK | TOTAL VOL. | VOL. ADDED<br>DURING YEAR | PERIODICAL<br>SUBSCRIPTIONS |
|----------------------------|-------------|--------------------------|------------------------|------------|---------------------------|-----------------------------|
| PRINT                      | AUDIOVISUAL |                          |                        |            |                           |                             |
| 3                          | 120         | 40                       | 40                     | 11,723     | 461                       | 115                         |
| 62                         | 132         | 8                        | 37.5                   | 3,611      | 154                       | 37                          |
| 61                         | 327         | 20                       | 26                     | 6,347      | 321                       | 10                          |
| 44                         | 186         | 12                       | 18                     | 4,129      | 289                       | 9                           |
| 14                         | 121         | 39.5                     | 39.5                   | 4,974      | 127                       | 50                          |
| 10                         | 75          | 10                       | 35                     | 5,081      | 306                       | 35                          |
| 50                         | 130         | 40                       | 40                     | 8,636      | 296                       | 64                          |
| 0                          | 50          | 40                       | 40                     | 10,269     | 625                       | 95                          |
| 0                          | 90          | 35                       | 40                     | 9,450      | 234                       | 42                          |
| 0                          | 70          | 16                       | 40                     | 9,014      | 234                       | 24                          |
| 0                          | 140         | 35                       | 37.5                   | 9,117      | 167                       | 21                          |
| 0                          | 71          | 24                       | 40                     | 7,795      | 314                       | 24                          |
| 143                        | 0           | 30                       | 40                     | 5,707      | 116                       | 27                          |
| 17                         | 120         | 13                       | 35                     | 2,474      | 53                        | 44                          |
| 0                          | 15          | 2                        | 40                     | 3,591      | 21                        | 14                          |
| 1,080                      | 98          | 10                       | 40                     | 4,197      | 195                       | 71                          |
| 137                        | 0           | 8                        | 40                     | 4,419      | 300                       | 26                          |
| 13                         | 177         | 15.5                     | 34                     | 9,663      | 408                       | 62                          |
| 0                          | 1           | 11.5                     | 34                     | 2,877      | NA                        | 5                           |
| 50                         | 150         | 20                       | 40                     | 6,127      | 326                       | 55                          |
| 87                         | 225         | 35                       | 40                     | 10,680     | 200                       | 66                          |
| NA                         | 67          | 40                       | 40                     | 5,486      | 143                       | 62                          |
|                            | 116         |                          |                        | 7,139      | 112                       | 21                          |
| 190                        | 230         | 15                       | 40                     | 7,150      | 300                       | 37                          |
| 8                          | 10          | 30                       | 35                     | 9,223      | 4                         | 49                          |
| 0                          | 50          | 15                       | 40                     | 6,464      | 50                        | 45                          |
| 59                         | 35          | 7.5                      | 37.5                   | 4,193      | 700                       | 33                          |
| 0                          | 0           | 7.5                      | 37.5                   | 3,398      | 210                       | 0                           |
| 23                         | 41          | 16                       | 35                     | 2,847      | 179                       | 39                          |
| 70                         | 138         | 35                       | 30                     | 6,653      | 137                       | 49                          |

| SCHOOL NAME<br>OR DISTRICT | A/V MATERIALS<br>SOFTWARE HARDWARE |     | ADULT STAFF<br>IN FTE'S | NUMBER OF<br>STUDENT ASSIST. | SQ. FT. IN<br>LIBRARY A/V AREA |       |
|----------------------------|------------------------------------|-----|-------------------------|------------------------------|--------------------------------|-------|
| Bowdle High School         |                                    |     |                         |                              |                                |       |
| Brandon Valley High School | 150                                | 75  | 1.88                    | 8                            | 2,580                          | 878   |
| Brandon Valley Jr. High    | 304                                | 41  | 1.14                    | 0                            | 908                            | 0     |
| Brandon Elementary         | 607                                | 102 | .75                     | 0                            | 200                            | 0     |
| Valley Springs Elementary  | 397                                | 62  | .45                     | 0                            | 150                            | 0     |
| Bridgewater High School    | 931                                | 47  | .99                     | 0                            | 725 NA                         |       |
| Bristol High School        | 99                                 | 65  | .25                     | 0                            | 1,800                          | 100   |
| Britton High School        | 348                                | 79  | 1.00                    | 6                            | 1,250                          | 209   |
| Brookings High School      | 915                                | 43  | 2.00                    | 0                            | 3,872 NA                       |       |
| Brookings Middle School    | 2,167                              | 264 | 1.88                    | 0                            | 2,320                          | 480   |
| Central Elementary         | 1,807                              | 116 | 1.27                    | 0                            | 1,260                          | 243   |
| Hillcrest Elementary       | 3,468                              | 120 | 1.81                    | 0                            | 1,888                          | 96    |
| Medary Elementary          | 578                                | 135 | 1.48                    | 0                            | 2,176                          | 200   |
| Burke High School          | 12                                 | 31  | 1.16                    | 3                            | 726                            | 100   |
| Canistota High School      | 510                                | 16  | .82                     | 0                            | 1,700                          | 100   |
| Canova Elementary          | 1,230                              | 34  | .05                     | 0                            | 2,100 NA                       |       |
| Canton High School         |                                    |     |                         |                              |                                |       |
| Carthage Elementary        |                                    |     |                         |                              |                                |       |
| Castlewood High School     | 1,192                              | 22  | 1.00                    | 0                            | 900 NA                         |       |
| Centerville High School    | 0                                  | 0   | .20                     | 8                            | 256 NA                         |       |
| Chamberlain High School    | 354                                | 31  | .82                     | 2.5                          | 1,932                          | 48    |
| Chamberlain Elementary     | 1,614                              | 9   | .56                     | 0                            | 756                            | 70    |
| Chester High School        | 290                                | 39  | 1.00                    | 3                            | 810                            | 260   |
| Franklin Elementary        |                                    |     |                         |                              |                                |       |
| Clark High School          | 1,700                              | 56  | .88                     | 9                            | 2,016                          | 192   |
| Clark Elementary           |                                    |     |                         |                              |                                |       |
| Clear Lake High School     | 800                                | 95  | 1.88                    | 7                            | 1,500 NA                       |       |
| Clear Lake Elementary      | 1,621                              | 101 |                         |                              | 900 NA                         |       |
| Colman High School         | 43                                 | 20  | .88                     | 3                            | 2,464                          | 0     |
| Colome High School         | 607                                | 44  | .75                     | 8                            | 450                            | 1,200 |
| Conde High School          | 594                                | 39  | .38                     | 0                            | 672 NA                         |       |
| Corsica High School        | 176                                | 22  | .19                     | 0                            | 856                            | 0     |
| Corsica Elementary         | 175                                | 15  | .19                     | 0                            | 896                            | 0     |
| Cresbard High School       | 0                                  | 0   | .40                     | 2                            | 450                            | 0     |
| Custer High School         | 1,037                              | 49  | 2.00                    | 6                            | 2,400                          | 150   |

| SCHOOL NAME<br>OR DISTRICT                        | ENROLL.<br>SERVED | TOTAL<br>CIRCULATION | CIRCULATION<br>PER CAPITA | BOOK<br>CIRCULATION | CIRCULATION<br>PER VOLUME |
|---|-------------------|----------------------|---------------------------|---------------------|---------------------------|
| Dell Rapids High School                           | 300               | 10,325               | 34.42                     | 3,600               | .59                       |
| Delmont High School                               | 55                | 2,022                | 36.76                     | 2,000               | 2.03                      |
| DeSmet High School                                | 381               | 5,420                | 14.23                     | 3,400               | .37                       |
| Deubrook High School                              | 144               | 3,215                | 22.33                     | 3,215               | 1.00                      |
| Doland High School                                | 176               | NA                   | NA                        | NA                  | NA                        |
| Douglas High School                               | 562               | 18,156               | 32.31                     | 11,552              | .86                       |
| Vandenberg Middle School                          | 370               | 11,384               | 30.77                     | 10,362              | 1.12                      |
| Carrousel Elementary                              | 303               | 4,989                | 16.47                     | 3,425               | 1.96                      |
| Badger Clark Elementary                           | 669               | 37,248               | 55.68                     | 36,235              | 4.44                      |
| Francis Case Elementary                           | 737               | 43,322               | 58.78                     | 37,476              | 2.19                      |
| Douglas IMC                                       |                   |                      |                           |                     |                           |
| Dupree High School                                | 300               | 24,310               | 81.03                     | 19,000              | 2.50                      |
| Edgemont High School                              | 301               | 6,483                | 21.54                     | 6,108               | .40                       |
| Egan High School                                  |                   |                      |                           |                     |                           |
| Elk Point High School                             | 157               | 6,139                | 39.10                     | 2,126               | .47                       |
| Elk Point Elementary                              | 345               | 11,057               | 32.05                     | 10,914              | 2.31                      |
| Elkton High School                                | 275               | 3,700                | 13.45                     | 3,445               | .60                       |
| Frederick High School                             |                   |                      |                           |                     |                           |
| Barnard Elementary                                |                   |                      |                           |                     |                           |
| Emery High School                                 | 165               | 9,950                | 13.0249                   | 6,500               | 1.46                      |
| Estelline High School                             | 95                | NA                   | NA                        | NA                  | NA                        |
| Ethan High School                                 | 57                | NA                   | NA                        | NA                  | NA                        |
| Eureka High School                                | 104               | 3,807                | 36.61                     | 3,772               | 1.01                      |
| Eureka Elementary                                 | 184               | 4,326                | 23.51                     | 4,311               | .98                       |
| Faith High School                                 |                   |                      |                           |                     |                           |
| Faulkton High School                              | 343               | 7,347                | 21.42                     | 6,126               | .75                       |
| Flandreau High/Middle Sch.<br>Spafford Elementary | 475               | 15,198               | 32.00                     | 10,783              | 1.19                      |
| Florence High School                              | 74                | 2,181                | 29.47                     | 638                 | .16                       |
| Freeman High School                               | 185               | 8,640                | 46.70                     | 3,600               | 1.40                      |
| Freeman Elementary                                | 444               | 7,560                | 17.03                     | 5,400               | 2.24                      |
| Garretson High School                             | 405               | 15,430               | 38.10                     | 14,000              | 1.26                      |
| Gary High School                                  | 101               | 30                   | .30                       | 30                  | .01                       |
| Gayville-Volin High School                        | 76                | NA                   | NA                        | NA                  | NA                        |

| INTERLIBRARY LOAN REQUESTS |             | HOURS LIB'N<br>WORK/WEEK | HOURS OPEN<br>PER WEEK | TOTAL VOL.     | VOL. ADDED<br>DURING YEAR | PERIODICAL<br>SUBSCRIPTIONS |
|----------------------------|-------------|--------------------------|------------------------|----------------|---------------------------|-----------------------------|
| PRINT                      | AUDIOVISUAL |                          |                        |                |                           |                             |
| 4                          | 45          | 40                       | 41                     | 6,085          | 117                       | 129                         |
| 150                        | 50          | 20                       | 40                     | 985            | 90                        | 22                          |
| 220                        | 25          | 20                       | 40                     | 9,160          | 1,200                     | 85                          |
| 0                          | 0           | 30                       | 40                     | 3,215          | 126                       | 41                          |
| 23                         | 30          | 20                       | 40                     | 10,744         | 60                        | 40                          |
| 662                        | 195         | 40                       | 52                     | 13,425         | 726                       |                             |
| 44                         | 24          | 20                       | 40                     | 9,276          | 81                        |                             |
| 59                         | 10          | 0                        | 29                     | 1,750          | 78                        |                             |
| 9                          | 192         | 0                        | 40                     | 8,160          | 144                       |                             |
| 42                         | 15          | 0                        | 40                     | 17,086         | 90                        |                             |
|                            |             |                          |                        |                |                           | 195                         |
| 240                        | 130         | 40                       | 40                     | 7,603          | 306                       | 41                          |
| 5                          | 122         | 30                       | 35                     | 15,326         | 40                        | 44                          |
| 8                          | 87          | 40                       | 40                     | 4,522<br>4,733 | 130<br>196                | 51                          |
| 0                          | 20          | 40                       | 44                     | 5,715          | 148                       | 50                          |
| 8                          | 65          | 10                       | 38                     | 4,438          | 109                       | 35                          |
| NA                         | NA          | 20                       | 40                     | 6,000          | 100                       | 60                          |
| 50                         | 54          | 20                       | 35                     | 3,658          | 78                        | 39                          |
| 39                         | 48          | 9                        | 40                     | 3,752          | 105                       | 38                          |
| 20                         | 89          | 9                        | 40                     | 4,398          | 154                       | 16                          |
| 33                         | 187         | 40                       | 40                     | 8,147          | 153                       | 35                          |
| 382                        | 172         | 45                       | 40                     | 9,062          | 417                       | 80                          |
| 23                         | 64          | 20                       | 35                     | 3,992          | 42                        | 42                          |
| 78                         | 52          | 25                       | 40                     | 2,569          | 121                       | 72                          |
| 10                         | 0           | 15                       | 40                     | 2,412          | 191                       | 33                          |
| 40                         | 125         | 40                       | 40                     | 11,080         | 774                       | 107                         |
| 40                         | 0           | 20                       | 35                     | 3,075          | 75                        | 25                          |
| 55                         | 35          | 12                       | 40                     | 6,312          | 160                       | 41                          |

| SCHOOL NAME<br>OR DISTRICT                        | A/V MATERIALS<br>SOFTWARE HARDWARE |       | ADULT STAFF<br>IN FTE'S | NUMBER OF<br>STUDENT ASSIST. | SQ.FT. IN<br>LIBRARY A/V AREA |       |
|---|------------------------------------|-------|-------------------------|------------------------------|-------------------------------|-------|
| Dell Rapids High School                           | 965                                | 62    | 1.00                    | 1                            | 760                           | NA    |
| Delmont High School                               | 310                                | 19    | .50                     | 0                            | NA                            | NA    |
| DeSmet High School                                | 381                                | 46    | 1.00                    | 0                            | 3,600                         | 300   |
| Deubrook High School                              | 1,069                              | 34    | 1.25                    | 5                            | 650                           | NA    |
| Doland High School                                | 432                                | 49    | .50                     | 0                            | 2,700                         | 150   |
| Douglas High School                               |                                    |       | 2.00                    | 0                            | 8,800                         | 880   |
| Vandenberg Middle School                          |                                    |       | 2.00                    | 0                            | 1,500                         | 540   |
| Carrousel Elementary                              |                                    |       | .39                     | 0                            | 250                           | NA    |
| Badger Clark Elementary                           |                                    |       | 1.81                    | 0                            | 800                           | 200   |
| Francis Case Elementary                           |                                    |       | 2.00                    | 0                            | 3,000                         | 300   |
| Douglas IMC                                       | 24,643                             | 1,204 |                         |                              |                               |       |
| Dupree High School                                | 1,141                              | 86    | 1.00                    | 15                           | 800                           | 18    |
| Edgemont High School                              | 1,952                              | 97    | .75                     | 12                           | 720                           | NA    |
| Egan High School                                  |                                    |       |                         |                              |                               |       |
| Elk Point High School                             | 639                                | 99    | 1.24                    | 3                            | 14,760                        | 2,592 |
| Elk Point Elementary                              |                                    |       |                         |                              | 14,976                        | 0     |
| Elkton High School                                | 0                                  | 0     | 1.00                    | 0                            | 1,575                         | 0     |
| Frederick High School                             |                                    |       |                         |                              |                               |       |
| Barnard Elementary                                |                                    |       |                         |                              |                               |       |
| Emery High School                                 | 800                                | 44    | .25                     | 9                            | 1,000                         | NA    |
| Estelline High School                             | NA                                 | 29    | .50                     | 5                            | 1,500                         | NA    |
| Ethan High School                                 | 374                                | 46    | .50                     | 1                            | 616                           | 144   |
| Eureka High School                                | 0                                  | NA    | .23                     | 1                            | 375                           | NA    |
| Eureka Elementary                                 | 643                                | 0     | .23                     | 1                            | 900                           | NA    |
| Faith High School                                 |                                    |       |                         |                              |                               |       |
| Faulkton High School                              | 967                                | 26    | 1.00                    | 4                            | 605                           | 300   |
| Flandreau High/Middle Sch.<br>Spafford Elementary | 2,529                              | 123   | 1.38                    | 9                            | 2,974                         | 416   |
| Florence High School                              | 375                                | 7     | .50                     | 0                            | 1,540                         | NA    |
| Freeman High School                               | 394                                | 51    | 1.00                    | 0                            | 3,420                         | 156   |
| Freeman Elementary                                | 581                                | 36    | .38                     | 0                            | 2,255                         | NA    |
| Garretson High School                             | 569                                | 47    | 1.00                    | 5                            | 2,000                         | 120   |
| Gary High School                                  | 70                                 | 18    | .75                     | 3                            | NA                            | NA    |
| Gayville-Volin High School                        | 595                                | 27    | .30                     | 2                            | 240                           | 90    |

| SCHOOL NAME<br>OR DISTRICT | ENROLL.<br>SERVED | TOTAL<br>CIRCULATION | CIRCULATION<br>PER CAPITA | BOOK<br>CIRCULATION | CIRCULATION<br>PER VOLUME |
|----------------------------|-------------------|----------------------|---------------------------|---------------------|---------------------------|
| Volin Elementary           | 126               | NA                   | NA                        | NA                  | NA                        |
| Geddes High School         | 159               | 3,227                | 20.30                     | 3,119               | .45                       |
| Gettysburg High School     | 124               | 5,441                | 43.88                     | 2,209               | .58                       |
| Gettysburg Elementary      | 233               | 11,500               | 49.36                     | 10,377              | 1.46                      |
| Glenham Elementary         | 42                | 1,751                | 41.69                     | 435                 | .09                       |
| Grant-Deuel High School    | 284               | 24,984               | 87.97                     | 14,501              | 1.26                      |
| Gregory High School        | 261               | NA                   | NA                        | NA                  | NA                        |
| Gregory Elementary         | 278               | NA                   | NA                        | NA                  | NA                        |
| Groton High School         | 267               | 6,031                | 22.59                     | 5,976               | 1.00                      |
| Groton Elementary          | 290               | 12,532               | 43.21                     | 10,817              | 1.00                      |
| Philip High School         | 609               | 6,127                | 10.06                     | 4,200               | .34                       |
| Hamlin High School         | 139               | 3,960                | 28.49                     | 1,720               | .36                       |
| Hamlin Jr. High            | 128               | 262                  | 2.05                      | 262                 | .26                       |
| Hazel Elementary           | 170               | 6,293                | 37.02                     | 6,293               | 3.46                      |
| Lake Norden Elementary     | 188               | 4,626                | 24.61                     | 4,626               | 2.95                      |
| Hanson High School         | 229               | 9,726                | 42.47                     | 2,794               | .25                       |
| Harding Co. High School    | 371               | 6,266                | 16.89                     | 5,546               | .99                       |
| Harrisburg High School     | 247               | NA                   | NA                        | NA                  | NA                        |
| Harrold High School        | 108               | 9,247                | 85.62                     | 8,200               | 1.60                      |
| Hecla High School          | 190               | 9,720                | 51.16                     | 7,200               | .57                       |
| Henry High School          | 122               | 1,021                | 8.37                      | 300                 | .07                       |
| Herreid High School        | 170               | 4,538                | 26.69                     | 4,110               | .61                       |
| Hill City High School      | 519               | 7,862                | 15.15                     | 7,283               | .96                       |
| Hitchcock High School      | 38                | 64                   | 1.68                      | 40                  | .01                       |
| Hosmer High School         | 130               | 5,560                | 42.77                     | 5,440               | .55                       |
| Hot Springs High School    | 550               | 3,155                | 5.74                      | 2,310               | .22                       |
| Hot Springs Elementary     | 510               | 24,915               | 48.85                     | 24,915              | 3.26                      |
| Hoven High School          |                   |                      |                           |                     |                           |
| Howard High School         | 210               | 4,773                | 22.73                     | 3,052               | .31                       |
| Howard Elementary          | 274               | 6,316                | 13.20                     | 6,000               | 1.07                      |
| Hudson High School         | 63                | 1,825                | 28.97                     | 1,800               | .37                       |
| Hurley High School         | 182               | 4,387                | 24.10                     | 1,125               | .22                       |
| Huron High School          | 729               | 12,926               | 17.73                     | 6,626               | .51                       |
| Huron Middle School        | 484               | 11,759               | 24.30                     | 9,106               | .80                       |

| INTERLIBRARY LOAN REQUESTS |             | HOURS LIB'N<br>WORK/WEEK | HOURS OPEN<br>PER WEEK | TOTAL VOL. | VOL. ADDED<br>DURING YEAR | PERIODICAL<br>SUBSCRIPTIONS |
|----------------------------|-------------|--------------------------|------------------------|------------|---------------------------|-----------------------------|
| PRINT                      | AUDIOVISUAL |                          |                        |            |                           |                             |
| 12                         | 75          | 8                        | 35                     | 5,448      | 150                       | 21                          |
| 47                         | 0           | 15                       | NA                     | 6,873      | 202                       | 30                          |
| 100                        | 50          | 10.5                     | 34.5                   | 3,795      | NA                        | 31                          |
| 16                         | 41          | 27                       | 32.5                   | 7,126      | 286                       | 30                          |
| 23                         | 0           | 3.3                      | 40                     | 4,827      | 88                        | 1                           |
| 33                         | 450         | 23                       | 38                     | 11,500     | 215                       | 55                          |
| NA                         | NA          | 30                       | 40                     | 4,305      | 105                       | 57                          |
| NA                         | NA          | 15                       | 40                     | 5,067      | 0                         | 7                           |
| 35                         | 95          | 40                       | 40                     | 5,976      | 170                       | 55                          |
| 0                          | 25          | 0                        | 40                     | 10,817     | 355                       | 33                          |
| 200                        | 230         | 50                       | 48                     | 12,297     | 402                       | 74                          |
| 430                        | 60          | 10                       | 40                     | 4,748      | 100                       | 89                          |
| 300                        | 40          | 8                        | 20                     | 995        | 193                       | 0                           |
| 1,400                      | 40          | 8                        | 5                      | 1,821      | 213                       | 0                           |
| 1,400                      | 50          | 20                       | 7                      | 1,566      | 213                       | 0                           |
| 126                        | 198         | 20                       | 40                     | 11,254     | 300                       | 43                          |
| 54                         | 48          | 20                       | 39                     | 5,625      | 679                       | 53                          |
| 10                         | 55          | 40                       | 40                     | 3,495      | 363                       | 69                          |
| 159                        | 40          | 12                       | 40                     | 5,120      | 55                        | 24                          |
| 80                         | 50          | 20                       | 35                     | 12,580     | 600                       | 56                          |
| 29                         | 93          | 10                       | 40                     | 4,060      | 60                        | 27                          |
| 104                        | 79          | 20                       | 35                     | 6,760      | 137                       | 61                          |
| 59                         | 210         | 37.5                     | 37.5                   | 7,559      | 400                       | 45                          |
| 120                        | 45          | 2.5                      | 33.5                   | 3,615      | 525                       | 40                          |
| 320                        | 20          | 10                       | 40                     | 9,850      | 250                       | 65                          |
| 90                         | 50          | 40                       | 40                     | 10,574     | 180                       | 61                          |
| 0                          | 5           | 40                       | 40                     | 7,638      | 138                       | 13                          |
| 5                          | 32          | 20                       | 40                     | 9,696      | 401                       | 43                          |
| 0                          | 22          | 20                       | 40                     | 5,600      | 300                       | 14                          |
| 6                          | NA          | 5                        | 40                     | 4,827      | 83                        | 20                          |
| 13                         | 112         | 9                        | 36                     | 5,110      | 57                        | 46                          |
| 11                         | 205         | 40                       | 40                     | 13,028     | 436                       | 91                          |
| 2                          | 119         | 32                       | 40                     | 11,434     | 362                       | 58                          |



| SCHOOL NAME<br>OR DISTRICT | A/V MATERIALS<br>SOFTWARE HARDWARE |     | ADULT STAFF<br>IN FTE'S | NUMBER OF<br>STUDENT ASSIST. | SQ. FT. IN<br>LIBRARY A/V AREA |     |
|----------------------------|------------------------------------|-----|-------------------------|------------------------------|--------------------------------|-----|
| Voilin Elementary          | 595                                | 40  | .20                     | 6                            | 150                            | NA  |
| Geddes High School         | 92                                 | 0   | .38                     | 1                            | 360                            | NA  |
| Gettysburg High School     | 509                                | 34  | .86                     | 0                            | 1,422                          | 450 |
| Gettysburg Elementary      | 1,313                              | 54  | .81                     | 0                            | 1,548                          | 180 |
| Glenham Elementary         | 471                                | 16  | .08                     | 0                            | 650                            | 650 |
| Grant-Deuel High School    | 8,593                              | 106 | .88                     | 5                            | 1,264                          | 88  |
| Gregory High School        | 294                                | 48  | 1.69                    | 0                            | 2,244                          | 247 |
| Gregory Elementary         | 1,199                              | 32  | .38                     | 1                            | 400                            | 0   |
| Groton High School         | 1,598                              | 73  | 2.00                    | 7                            | 594                            | NA  |
| Groton Elementary          | 1,566                              | 116 | 1.00                    | 0                            | 972                            | 200 |
| Philip High School         | 980                                | 44  | 1.75                    | 0                            | 1,600                          | 0   |
| Hamlin High School         | 535                                | 27  | .25                     | 7                            | 1,279                          | 560 |
| Hamlin Jr. High            | 0                                  | 2   | .20                     | 20                           | 675                            | NA  |
| Hazel Elementary           | 47                                 | 0   | .33                     | 0                            | 252                            | NA  |
| Lake Norden Elementary     | 0                                  | 0   | .68                     | 0                            | 350                            | NA  |
| Hanson High School         | 1,068                              | 39  | 1.50                    | 0                            | 1,225                          | 0   |
| Harding Co. High School    | 1,602                              | 278 | .88                     | 6                            | 1,044                          | 48  |
| Harrisburg High School     | 357                                | 59  | 1.60                    | 6                            | 900                            | NA  |
| Harrold High School        | 162                                | 25  | .30                     | 0                            | 700                            | 84  |
| Hecla High School          | 1,843                              | 77  | .88                     | 0                            | 900                            | 160 |
| Henry High School          | 461                                | 21  | .25                     | 1                            | 720                            | NA  |
| Herreid High School        | 860                                | 82  | .50                     | 1                            | 1,800                          | 270 |
| Hill City High School      | 862                                | 69  | 1.06                    | 3                            | 616                            | 448 |
| Hitchcock High School      | 386                                | 28  | .06                     | 1                            | 432                            | 768 |
| Hosmer High School         | 70                                 | 11  | .38                     | 0                            | 1,768                          | NA  |
| Hot Springs High School    | 2,025                              | 199 | 1.00                    | 18                           | 2,000                          | NA  |
| Hot Springs Elementary     | 462                                | 80  | 1.00                    | 0                            | 506                            | 400 |
| Hoven High School          |                                    |     |                         |                              |                                |     |
| Howard High School         | 1,764                              | 58  | .53                     | 0                            | 2,900                          | 364 |
| Howard Elementary          | 727                                | 61  | .50                     | 10                           | 1,715                          | 325 |
| Hudson High School         | 263                                | 24  | .62                     | 0                            | 1,500                          | 30  |
| Hurley High School         | 501                                | 51  | .23                     | 9                            | 744                            | 210 |
| Huron High School          | 4,033                              | 256 | 2.75                    | 5                            | 5,600                          | NA  |
| Huron Middle School        | 1,921                              | 150 | 1.61                    | 0                            | 4,320                          | 408 |

| SCHOOL NAME<br>OR DISTRICT | ENROLL.<br>SERVED | TOTAL<br>CIRCULATION | CIRCULATION<br>PER CAPITA | BOOK<br>CIRCULATION | CIRCULATION<br>PER VOLUME |
|----------------------------|-------------------|----------------------|---------------------------|---------------------|---------------------------|
| Buchanan Elementary        | 138               | 7,825                | 56.70                     | 7,545               | 1.34                      |
| Jefferson Elementary       | 292               | 9,382                | 32.13                     | 7,384               | 1.41                      |
| Madison Elementary         | 272               | 12,880               | 47.35                     | 12,357              | 1.71                      |
| McKinley Elementary        | 195               | 7,109                | 36.46                     | 6,649               | 1.10                      |
| Washington Elementary      | 267               | 16,016               | 59.99                     | 15,538              | 2.30                      |
| Highmore High School       |                   |                      |                           |                     |                           |
| Ipswich High School        | 181               | NA                   | NA                        | NA                  | NA                        |
| Irene High School          | 115               | 2,479                | 21.56                     | 2,380               | 1.04                      |
| Iroquois High School       | 297               | 16,220               | 54.61                     | 14,217              | .98                       |
| Isabel High School         | 134               | 5,613                | 41.89                     | 5,390               | 1.08                      |
| Java Elementary            |                   |                      |                           |                     |                           |
| Jefferson High School      |                   |                      |                           |                     |                           |
| Jones Co. High School      | 92                | 2,350                | 25.54                     | 332                 | .13                       |
| Murdo Elementary           | 148               | 6,840                | 46.22                     | 4,065               | .91                       |
| Draper Elementary          | 31                | 800                  | 25.81                     | 400                 | .15                       |
| Kadoka High School         | 294               | 17,492               | 59.50                     | 16,940              | 1.98                      |
| Kimball High School        | 381               | 2,700                | 7.09                      | 900                 | .24                       |
| Lake Central High School   | 413               | 16,516               | 39.99                     | 6,857               | .58                       |
| Madison Jr. High           | 195               | 1,783                | 9.14                      | 1,747               | .48                       |
| Garfield Elementary        | 196               | 7,408                | 37.80                     | 6,684               | 1.26                      |
| Lincoln Elementary         | 240               | 8,754                | 36.48                     | 7,809               | 1.48                      |
| Washington Elementary      | 275               | 14,875               | 54.09                     | 12,070              | 2.17                      |
| Lake Preston High School   | 263               | 3,085                | 11.73                     | 1,000               | .18                       |
| Langford High School       | 288               | NA                   | NA                        | NA                  | NA                        |
| Lead High School           | 400               | 4,446                | 11.12                     | 4,266               | .32                       |
| Deadwood Jr. High          |                   |                      |                           |                     |                           |
| Central Elementary         |                   |                      |                           |                     |                           |
| Deadwood Elementary        | 316               | NA                   | NA                        | NA                  | NA                        |
| West Lead Elementary       |                   |                      |                           |                     |                           |
| Lemmon High School         | 234               | 1,090                | 4.66                      | 771                 | .16                       |
| Lemmon Elementary          | 360               | 2,500                | 6.94                      | NA                  | NA                        |
| Lennox High School         | 402               | 3,090                | 7.69                      | 2,581               | .38                       |
| Tea Middle School          | 210               | 5,603                | 26.68                     | 5,603               | 2.05                      |
| Chancellor Elementary      |                   |                      |                           |                     |                           |
| Lennox Elementary          | 370               | 8,000                | 21.62                     | 6,000               | .86                       |
| Tea Elementary             | 104               | 4,691                | 45.11                     | 4,691               | 2.81                      |
| Worthing Elementary        | 120               | 3,233                | 26.94                     | 3,201               | 1.08                      |
| Leola High School          | 305               | NA                   | NA                        | NA                  | NA                        |
| Letcher High School        | 34                | 1,146                | 42.53                     | 860                 | .40                       |

| INTERLIBRARY LOAN REQUESTS |             | HOURS LIB'N<br>WORK/WEEK | HOURS OPEN<br>PER WEEK | TOTAL VOL. | VOL. ADDED<br>DURING YEAR | PERIODICAL<br>SUBSCRIPTIONS |
|----------------------------|-------------|--------------------------|------------------------|------------|---------------------------|-----------------------------|
| PRINT                      | AUDIOVISUAL |                          |                        |            |                           |                             |
|                            | 0           | 0                        | 20                     | 5,646      | 160                       | 14                          |
|                            | 0           | 0                        | 30                     | 5,243      | 426                       | 10                          |
| NA                         | 13          | 0                        | 35                     | 7,218      | 448                       | 19                          |
|                            | 0           | 0                        | 20                     | 6,068      | 300                       | 17                          |
|                            | 0           | 100                      | 30                     | 6,749      | 470                       | 16                          |
| 108                        | NA          | 15                       | 40                     | 5,541      | 187                       | 56                          |
| 51                         | 50          | 15                       | 35                     | 2,280      | 211                       | 54                          |
| 173                        | 341         | 35                       | 40                     | 14,577     | 574                       | 63                          |
| 41                         | 2           | 20                       | 37.5                   | 4,979      | 305                       | 33                          |
| 39                         | 107         | 0                        | 30                     | 2,497      | 98                        | 37                          |
| 2                          | 158         | 35                       | 35                     | 4,479      | 92                        | 15                          |
| 0                          | 0           | NA                       | 30                     | 2,601      | 44                        | 8                           |
| 60                         | 0           | NA                       | NA                     | 8,572      | 237                       | 61                          |
| 72                         | 101         | 40                       | 38.75                  | 3,707      | 100                       | 46                          |
| 54                         | 45          | 36                       | 40                     | 11,917     | 517                       | 141                         |
| 0                          | 10          | 37                       | NA                     | 3,667      | 245                       | 38                          |
| 0                          | 0           | 0                        | 32.5                   | 5,289      | 265                       | 24                          |
| 25                         | 4           | 0                        | 32.5                   | 5,290      | 150                       | 27                          |
| 0                          | 54          | 32                       | 34                     | 5,559      | 113                       | 18                          |
| 100                        | 50          | 20                       | 40                     | 5,550      | 150                       | 68                          |
| 40                         | 42          | 17.5                     | 35                     | NA         | NA                        | 32                          |
| 68                         | 420         | 37.5                     | 37.5                   | 13,194     | 736                       | 67                          |
| 0                          | 0           | 0                        | NA                     | 710        | 110                       | 18                          |
| 118                        | 82          | 40                       | 40                     | 4,692      | 350                       | 60                          |
|                            |             |                          |                        | 6,697      | 496                       |                             |
| 15                         | 18          | 40                       | 40                     | 6,731      | 259                       | 101                         |
| 0                          | 95          | 0                        | 17.5                   | 2,734      | 110                       | 15                          |
| 0                          | 70          | 0                        | 35.5                   | 6,949      | 148                       | 30                          |
| 0                          | 0           | 0                        | 12.5                   | 1,670      | 117                       | 10                          |
| 0                          | 24          | 0                        | 40                     | 2,961      | 240                       | 34                          |
| 26                         | 75          | 45                       | 45                     | 8,847      | 666                       | 51                          |
| 150                        | 40          | 15                       | 32.5                   | 2,138      | 60                        | 33                          |

| SCHOOL NAME<br>OR DISTRICT | A/V MATERIALS<br>SOFTWARE HARDWARE |     | ADULT STAFF<br>IN FTE'S | NUMBER OF<br>STUDENT ASSIST. | SQ.FT. IN<br>LIBRARY A/V AREA |     |
|----------------------------|------------------------------------|-----|-------------------------|------------------------------|-------------------------------|-----|
| Buchanan Elementary        | 338                                | 0   | .47                     | 0                            | 756                           | NA  |
| Jefferson Elementary       | 423                                | 118 | .75                     | 0                            | 530                           | NA  |
| Madison Elementary         | 401                                | 4   | .88                     | 0                            | 812                           | NA  |
| McKinley Elementary        | 220                                | 7   | .38                     | 0                            | NA                            | 0   |
| Washington Elementary      | 501                                | 2   | .75                     | 0                            | 696                           | NA  |
| Highmore High School       |                                    |     |                         |                              |                               |     |
| Ipswich High School        | 75                                 | 31  | .88                     | 0                            | 1,465                         | 0   |
| Irene High School          | 172                                | 11  | .38                     | 6                            | 1,500                         | NA  |
| Iroquois High School       | 2,911                              | 84  | 1.07                    | 7                            | 1,368                         | 437 |
| Isabel High School         | 0                                  | 18  | .50                     | 0                            | 1,501                         | 2   |
| Java Elementary            |                                    |     |                         |                              |                               |     |
| Jefferson High School      |                                    |     |                         |                              |                               |     |
| Jones Co. High School      | 490                                | 29  | .75                     | 0                            | 255                           | 0   |
| Murdo Elementary           | 1,575                              | 38  | 1.25                    | 0                            | 384                           | NA  |
| Draper Elementary          | 581                                | 33  | NA                      | NA                           | 483                           | 483 |
| Kadoka High School         | 909                                | 4   | NA                      | 4                            | NA                            | NA  |
| Kimball High School        | 190                                | 74  | 1.00                    | 0                            | 2,376                         | NA  |
| Lake Central High School   | 116                                | 31  | 1.65                    | 0                            | 2,736                         | 780 |
| Madison Jr. High           | 225                                | 2   | .93                     | 0                            | NA                            | 0   |
| Garfield Elementary        | 1,223                              | 57  | .81                     | 0                            | 264                           | 756 |
| Lincoln Elementary         | 1,355                              | 32  | .81                     | 0                            | 384                           | 864 |
| Washington Elementary      | 984                                | 60  | .80                     | 8                            | 792                           | 10  |
| Lake Preston High School   | 204                                | 29  | 1.00                    | 3                            | 300                           | 0   |
| Langford High School       | 655                                | 33  | .88                     | 11                           | 1,134                         | NA  |
| Lead High School           | 2,401                              | 159 | 1.89                    | 6                            | 8,150                         | 792 |
| Deadwood Jr. High          |                                    |     |                         |                              |                               |     |
| Central Elementary         |                                    |     |                         |                              |                               |     |
| Deadwood Elementary        | NA                                 | 0   | .76                     | 0                            | 0                             | 0   |
| West Lead Elementary       |                                    |     |                         |                              |                               |     |
| Lemmon High School         | 164                                | 65  | 1.50                    | 0                            | 1,100                         | 0   |
| Lemmon Elementary          |                                    |     |                         |                              | 884                           | 0   |
| Lennox High School         | 333                                | 34  | 1.00                    | 2                            | 2,210                         | NA  |
| Tea Middle School          | 254                                | 15  | .44                     | 0                            | 638                           | 54  |
| Chancellor Elementary      |                                    |     |                         |                              |                               |     |
| Lennox Elementary          | 1,289                              | 24  | 1.00                    | 0                            | 49                            | 0   |
| Tea Elementary             | 102                                | 4   | .31                     | 0                            | 169                           | NA  |
| Worthing Elementary        | 0                                  | 16  | .50                     | 0                            | 1,400                         | NA  |
| Leola High School          | 1,027                              | 62  | 1.12                    | 2                            | 2,640                         | 32  |
| Letcher High School        | 2,273                              | 33  | .38                     | 0                            | 576                           | 288 |

File: libstats86872

File: libstats86872

| SCHOOL NAME<br>OR DISTRICT  | ENROLL.<br>SERVED | TOTAL<br>CIRCULATION | CIRCULATION<br>PER CAPITA | BOOK<br>CIRCULATION | CIRCULATION<br>PER VOLUME |
|-----------------------------|-------------------|----------------------|---------------------------|---------------------|---------------------------|
| Lyman High School           | 326               | 22,000               | 100.86                    | 4,500               | .59                       |
| Kennebec Elementary         | 190               | 16,000               | 84.21                     | 4,627               | .83                       |
| Marlon High School          | 318               | 7,500                | 23.58                     | 6,500               | .87                       |
| McIntosh High School        | 325               | 6,042                | 18.59                     | 5,624               | .85                       |
| McLaughlin High School      | 130               | 2,949                | 22.68                     | 763                 | .15                       |
| McLaughlin Elementary       | 335               | 15,875               | 47.39                     | 15,150              | 3.41                      |
| Brown High School           | 800               | NA                   | NA                        | NA                  | NA                        |
| Williams Middle School      | 710               | 10,100               | 14.23                     | 6,800               | 1.56                      |
| Piedmont Elementary         | 230               | 1,503                | 6.53                      | 1,500               | 1.00                      |
| Stagebarn Elementary        | 250               | 1,503                | 6.01                      | 1,500               | 1.00                      |
| Sturgis Public Lib. (elem.) |                   |                      |                           |                     |                           |
| Menno High School           | 357               | 15,814               | 44.30                     | 14,906              | 1.07                      |
| Midland High School         | 165               | 255                  | 1.55                      | NA                  | NA                        |
| Milbank High School         | 385               | 2,434                | 6.32                      | 2,434               | .21                       |
| Milbank Middle School       | 291               | 11,263               | 38.70                     | 9,696               | 1.72                      |
| Koch Elementary             | 480               | 30,060               | 62.62                     | 29,520              | 2.26                      |
| Miller High School          | 639               | 18,048               | 28.24                     | 8,688               | .33                       |
| Mitchell High School        | 625               | 16,785               | 26.86                     | 1,385               | .12                       |
| Mitchell Jr. High           | 763               | 16,605               | 21.76                     | 2,831               | .26                       |
| Eugene Field Elementary     | 316               | 5,654                | 17.89                     | 5,260               | 1.01                      |
| Litchfield Elementary       | 320               | 18,899               | 59.06                     | 18,281              | 3.11                      |
| Longfellow Elementary       | 370               | 22,103               | 59.74                     | 20,924              | 3.52                      |
| Whittier Elementary         | 259               | 14,786               | 57.09                     | 14,245              | 2.82                      |
| Mobridge High School        | 341               | 3,927                | 11.52                     | 2,638               | 0.00                      |
| Freeman Davis Elementary    | 241               | 8,010                | 33.24                     | 7,410               | 1.40                      |
| Beadle Elementary           | 247               | 8,010                | 32.43                     | 7,410               | 1.32                      |
| Montrose High School        | 90                | 1,715                | 19.36                     | 725                 | .14                       |
| Mt. Vernon High School      | 51                | 4,302                | 84.35                     | 1,089               | .23                       |
| Mt. Vernon Elementary       | 141               | 8,490                | 60.21                     | 5,430               | 1.03                      |
| New Effington High School   | 111               | 2,000                | 18.02                     | 1,000               | .24                       |
| Newell High School          | 146               | 2,066                | 14.15                     | 1,841               | .36                       |
| Newell Elementary           | 295               | 5,548                | 18.81                     | 5,415               | 1.24                      |
| New Underwood High School   | 207               | 11,614               | 56.11                     | 10,277              | 1.12                      |
| Northwestern High School    | 312               | 7,860                | 25.19                     | 7,830               | .99                       |
| Delrichs High School        | 111               | 4,150                | 37.39                     | 4,000               | .68                       |
| Oldham Elementary           | 52                | 2,158                | 41.50                     | 2,150               | 0.00                      |

File: libstats86872

| INTERLIBRARY<br>PRINT | LOAN REQUESTS<br>AUDIOVISUAL | HOURS LIB'N<br>WORK/WEEK | HOURS OPEN<br>PER WEEK | TOTAL VOL .    | VOL. ADDED<br>DURING YEAR | PERIODICAL<br>SUBSCRIPTIONS |
|-----------------------|------------------------------|--------------------------|------------------------|----------------|---------------------------|-----------------------------|
| 63                    | 3                            | 40                       | 45                     | 7,620          | 161                       | 78                          |
| 16                    | 18                           | 0                        | 40                     | 5,580          | 225                       | 22                          |
| 100                   | 30                           | NA                       | NA                     | 7,500          | NA                        | 60                          |
| 14                    | 299                          | 30                       | 35                     | 6,624          | 61                        | 38                          |
| 74                    | 54                           | 18.75                    | 37.5                   | 5,131          | 104                       | 76                          |
| 30                    | 76                           | 18.75                    | 37.5                   | 4,440          | 369                       | 19                          |
| 202                   | 108                          | 35                       | 35                     | 6,600          | 300                       | 85                          |
| 0                     | 106                          | 38                       | 38                     | 4,347          | 146                       | 51                          |
| 4,000                 | 100                          | 0                        | 7.5                    | 1,500          | 300                       | 0                           |
| 4,000                 | 100                          | 0                        | 7.5                    | 1,500          | 300                       | 0                           |
| 132                   | 180                          | 40                       | 27                     | 13,961         | 252                       | 59                          |
| 50                    | 10                           | 5                        | NA                     | 6,100          | 100                       | 34                          |
| 3                     | 365                          | 40                       | 40                     | 11,506         | 409                       | 83                          |
| 23                    | 67                           | 0                        | 35                     | 5,624          | 297                       | 35                          |
| 12                    | 0                            | 0                        | 35                     | 13,068         | 236                       | 27                          |
| 156                   | 123                          | 40                       | 40                     | 26,034         | 50                        | 91                          |
| 24                    | 43                           | 40                       | 40                     | 11,472         | 282                       | 87                          |
| 0                     | 7                            | 50                       | 45                     | 10,755         | 381                       | 126                         |
| 0                     | 12                           | 0                        | 35                     | 5,190          | 341                       | 5                           |
| 102                   | 51                           | 0                        | 40                     | 5,874          | 308                       | 10                          |
| 0                     | 87                           | 0                        | 35                     | 5,936          | 296                       | 14                          |
| 0                     | 43                           | 0                        | 35                     | 5,055          | 415                       | 11                          |
| 189                   | 47                           | 20                       | 37.5                   | 6,813          | 111                       | 77                          |
| 10                    | 94                           | 9                        | 17                     | 5,279          | 79                        | 22                          |
| 10                    | 94                           | 10.5                     | 18.5                   | 5,599          | 79                        | 22                          |
| 318                   | 405                          | 20                       | 37.5                   | 5,000          | NA                        | NA                          |
| 35                    | 37                           | 35                       | 35                     | 4,753          | 76                        | 57                          |
| 0                     | 0                            |                          | 35                     | 5,288          | 164                       | 13                          |
| 125                   | 50                           | 16.25                    | 16.25                  | 4,104          | 118                       | 34                          |
| 537                   | 153                          | 60                       | 40                     | 5,109<br>4,373 | 46<br>81                  | 31                          |
| 1                     | 30                           | 20                       | 40                     | 9,214          | 523                       | 50                          |
| 15                    | 62                           | 20                       | 40                     | 7,880          | 75                        | 33                          |
| 17                    | 13                           | 15.5                     | NA                     | 5,845          | 256                       | 31                          |
| 5                     | 5                            | 2.5                      | 2.5                    | 2,636          | 0                         | 8                           |

File: libstats86872

File: libstats86872

File: libstats86872

| SCHOOL NAME<br>OR DISTRICT  | A/V MATERIALS<br>SOFTWARE HARDWARE |     | ADULT STAFF<br>IN FTE'S | NUMBER OF<br>STUDENT ASSIST. | SQ.FT. IN<br>LIBRARY A/V AREA |     |
|-----------------------------|------------------------------------|-----|-------------------------|------------------------------|-------------------------------|-----|
| Lyman High School           | 677                                | 122 | 1.25                    | 0                            | 2,240                         | 0   |
| Kennebec Elementary         | 504                                | 65  | 1.00                    | 0                            | 952                           | NA  |
| Marion High School          | 379                                | 8   | NA                      | NA                           | 500                           | NA  |
| McIntosh High School        | 1,228                              | 87  | .75                     | 1                            | 350                           | NA  |
| McLaughlin High School      | 1,365                              | 16  | .94                     | 0                            | 950                           | 706 |
| McLaughlin Elementary       | 215                                | 11  | .94                     | 0                            | 1,372                         | NA  |
| Brown High School           | 408                                | 114 | .88                     | 16                           | NA                            | NA  |
| Williams Middle School      | 945                                | 95  | .95                     | 4                            | 1,750                         | 540 |
| Piedmont Elementary         | 0                                  | 12  | .19                     | 0                            | 900                           | 0   |
| Stagebarn Elementary        | 0                                  | 11  | .19                     | 0                            | 900                           | 0   |
| Sturgis Public Lib. (elem.) |                                    |     |                         |                              |                               |     |
| Menno High School           | 889                                | 69  | 1.00                    | 6                            | 178                           | NA  |
| Midland High School         | 220                                | 26  | .12                     | 0                            | NA                            | NA  |
| Milbank High School         | 1,117                              | 73  | 1.00                    | 4                            | 3,920                         | 588 |
| Milbank Middle School       | 421                                | 22  | .88                     | 0                            | 1,728                         | 400 |
| Koch Elementary             | 11                                 | 9   | .88                     | 4                            | 729                           | NA  |
| Miller High School          | 3,263                              | 302 | 2.00                    | 9                            | 3,250                         | NA  |
| Mitchell High School        | 2,167                              | 165 | 2.62                    | 0                            | 2,616                         | 520 |
| Mitchell Jr. High           | 4,927                              | 277 | 3.25                    | 26                           | 5,483                         | NA  |
| Eugene Field Elementary     | 1,753                              | 99  | 1.27                    | 2                            | NA                            | NA  |
| Litchfield Elementary       | 1,237                              | 100 | 1.19                    | 0                            | 1,500                         | NA  |
| Longfellow Elementary       | 1,050                              | 138 | 1.12                    | 0                            | 1,680                         | NA  |
| Whittier Elementary         | 605                                | 94  | 1.07                    | 0                            | 510                           | NA  |
| Mobridge High School        | 934                                | 4   | .94                     | 0                            | 2,500                         | 30  |
| Freeman Davis Elementary    | 170                                | 3   | .42                     | 0                            | 900                           | 40  |
| Beadle Elementary           | 137                                | 2   | .46                     | 0                            | 1,200                         | 100 |
| Montrose High School        | 303                                | 32  | .50                     | 0                            | 611                           | NA  |
| Mt. Vernon High School      | 1,301                              | 40  | .88                     | 0                            | 400                           | 0   |
| Mt. Vernon Elementary       | 216                                | 20  |                         |                              | NA                            | NA  |
| New Effington High School   | 136                                | 2   | .41                     | 0                            | 600                           | NA  |
| Newell High School          | 328                                | 34  | 1.50                    | 4                            | 221                           | 12  |
| Newell Elementary           |                                    |     |                         |                              |                               |     |
| New Underwood High School   | 640                                | 66  | 1.00                    | 2                            | NA                            | NA  |
| Northwestern High School    | 1,085                              | 36  | .50                     | 5                            | 1,530                         | 350 |
| Oelrichs High School        | 250                                | 34  | .39                     | 0                            | 885                           | NA  |
| Oldham Elementary           | 190                                | 15  | .06                     | 0                            | 1,000                         | NA  |

| SCHOOL NAME<br>OR DISTRICT   | ENROLL.<br>SERVED | TOTAL<br>CIRCULATION | CIRCULATION<br>PER CAPITA | BOOK<br>CIRCULATION | CIRCULATION<br>PER VOLUME |
|------------------------------|-------------------|----------------------|---------------------------|---------------------|---------------------------|
| Parker High School           |                   |                      |                           |                     |                           |
| Parkston High School         | 195               | 400                  | 2.05                      | 100                 | .02                       |
| Riggs High School            | 587               | 79,512               | 135.45                    | 39,965              | 3.99                      |
| Perre Jr. High               | 600               | 42,642               | 71.07                     | 18,046              | 2.36                      |
| Plankinton High School       | 285               | 13,162               | 46.18                     | 11,843              | NA                        |
| Platte High School           | 523               | 9,199                | 17.59                     | 7,988               | .74                       |
| Pollock High School          | 126               | 2,405                | 19.09                     | 1,500               | .19                       |
| Polo High School             | 42                | 5,897                | 140.40                    | 1,196               | .54                       |
| Ramona High School           | 152               | 8,960                | 58.95                     | 8,960               | .57                       |
| Rapid City Central High Sch  | 1,526             | 16,163               | 10.59                     | 6,432               | .44                       |
| Stevens High School          | 1,271             | 21,689               | 17.06                     | NA                  | NA                        |
| Dakota Jr. High              | 883 NA            |                      | NA                        | NA                  | NA                        |
| North Jr. High               | 535 NA            |                      | NA                        | NA                  | NA                        |
| South Jr. High               | 675               | 18,000               | 26.67                     | 13,500              | 1.22                      |
| West Jr. High                | 665               | 7,000                | 10.53                     | 7,000               | .84                       |
| Annie Tallent Elementary     | 352               | 17,753               | 50.43                     | 17,705              | 3.08                      |
| Beadle Elementary            | 438               | 15,840               | 36.16                     | 15,840              | 3.11                      |
| Bergquist Elementary         | 435               | 10,850               | 24.94                     | 10,850              | 2.36                      |
| Black Hawk Elementary        | 520               | 4,948                | 9.52                      | 4,891               | 1.15                      |
| Canyon Lake Elementary       | 438               | 24,046               | 54.90                     | 23,184              | 4.46                      |
| Cleghorn Elementary          | 234 NA            |                      | NA                        | NA                  | NA                        |
| Garfield Elementary          | 235               | 11,425               | 48.62                     | 11,281              | 3.33                      |
| Grandview Elementary         | 358               | 22,464               | 62.75                     | 20,700              | 3.18                      |
| Horace Mann Elementary       | 508               | 34,250               | 67.42                     | 34,000              | 6.38                      |
| Knollwood Elementary         | 302               | 18,339               | 60.73                     | 17,991              | 3.37                      |
| Lincoln Elementary           | 254               | 13,632               | 53.67                     | 13,632              | 3.39                      |
| Meadowbrook Elementary       | 672               | 40,690               | 60.55                     | 39,000              | 4.77                      |
| Pinedale Elementary          | 457               | 19,981               | 43.72                     | 19,981              | 2.71                      |
| Rapid Valley Elementary      | 750               | 5,992                | 7.99                      | 5,969               | 1.00                      |
| Robbinsdale Elementary       | 635               | 40,420               | 63.65                     | 40,000              | 4.43                      |
| South Canyon Elementary      | 396               | 15,379               | 38.84                     | 15,299              | 3.00                      |
| Wilson Elementary            | 340               | 13,650               | 40.15                     | 11,550              | 2.48                      |
| Instructinal Materials Cent. |                   | 23,202               |                           | 2,000               | .59                       |
| Redfield High School         | 310               | 14,775               | 47.66                     | 8,454               | .69                       |
| Redfield Elementary          | 435               | 26,399               | 60.69                     | 24,920              | 2.93                      |
| Roscoe High School           | 168               | 4,357                | 25.93                     | 3,813               | .41                       |
| Rosholt High School          | 74                | 600                  | 8.11                      | 250                 | .07                       |
| Rosholt Elementary           | 190               | 5,838                | 30.73                     | 5,400               | 1.12                      |
| Roslyn High School           | 200               | 4,210                | 21.05                     | 2,680               | .61                       |
| Rutland High School          | 142               | 3,120                | 21.97                     | 1,200               | .46                       |
| Salem High School            | 350               | 175                  | .50                       | NA                  | NA                        |
| Scotland High School         | 186               | 3,800                | 20.43                     | 1,600               | .26                       |
| Scotland Elementary          | 250               | 3,820                | 15.28                     | 3,500               | .50                       |



| INTERLIBRARY LOAN REQUESTS |             | HOURS LIB'N<br>WORK/WEEK | HOURS OPEN<br>PER WEEK | TOTAL VOL. | VOL. ADDED<br>DURING YEAR | PERIODICAL<br>SUBSCRIPTIONS |
|----------------------------|-------------|--------------------------|------------------------|------------|---------------------------|-----------------------------|
| PRINT                      | AUDIOVISUAL |                          |                        |            |                           |                             |
|                            | 56 NA       | 20                       | 40                     | 4,636      | 135                       | 47                          |
| 1,060                      | 481         | 40                       | 40                     | 10,024     | 344                       | 69                          |
| 34                         | 213         | 40                       | 40                     | 7,641      | 469                       | 95                          |
| 22                         | 18          | 20                       | 40                     | NA         | 18                        | 42                          |
| 409                        | 126         | 40                       | 35                     | 10,798     | 66                        | 59                          |
| 42                         | 50          | 25                       | 35                     | 7,901      | 321                       | 47                          |
| 176                        | 184         | 15                       | 35                     | 2,198      | 76                        | 37                          |
| 75                         | 125         | 20                       | 40                     | 15,589     | 275                       | 29                          |
| 52                         | 505         | 40                       | 45                     | 14,597     | 719                       | 111                         |
| NA                         | 24 NA       | NA                       | 42.5                   | 12,872     | NA                        | 155                         |
| NA                         | NA          | 40                       | 40                     | 7,585      | 556                       | 57                          |
| NA                         | NA          | 45                       | 40                     | 7,726      | 244                       | 33                          |
|                            | 5 0         | 40                       | 37.5                   | 11,091     | 229                       | 66                          |
| NA                         | 0 NA        | 40                       | 40                     | 8,356      | 353                       | 42                          |
|                            | NA          | 18                       | 37.5                   | 5,749      | 236                       | NA                          |
|                            | 0 2         | 21                       | 11                     | 5,089      | 227                       | 18                          |
|                            | 0 NA        | 21                       | 30                     | 4,600      | 300                       | 13                          |
| NA                         | 12 10       | 20                       | 20                     | 4,262      | NA                        | 20                          |
|                            | NA          | 10.5                     | 28                     | 5,200      | 260                       | 20                          |
|                            | 0 0         | 9                        | 16                     | 3,604      | 191                       | 13                          |
|                            | 0 NA        | 7                        | 10                     | 3,386      | 143                       | 20                          |
|                            | 79 6        | 14                       | 34                     | 6,502      | 229                       | 26                          |
|                            | 25 125      | 35                       | 40                     | 5,329      | 242                       | 13                          |
| NA                         | 0 NA        | 10.5                     | 24.5                   | 5,339      | 171                       | 17                          |
|                            | NA          | 7                        | 21                     | 4,019      | 140                       | 12                          |
|                            | 2 0         | 35                       | NA                     | 8,178      | 315                       | 17                          |
|                            | 0 NA        | 17.5                     | 40                     | 7,386      | 304                       | 19                          |
|                            | 10 12       | 20                       | 32                     | 5,970      | 432                       | 23                          |
|                            | 3 10        | 18                       | 35                     | 9,033      | 394                       | 25                          |
|                            | 0 0         | 10.5                     | 14                     | 5,099      | 172                       | NA                          |
|                            | 0 NA        | NA                       | 35                     | 4,665      | 199                       | 10                          |
|                            | 88 2,657    | 40                       | 40                     | 3,368      | 30                        | 50                          |
| NA                         | 33 NA       | 20                       | 37.5                   | 12,303     | 263                       | 68                          |
|                            | 450         | 20                       | 37.5                   | 8,509      | 471                       | 25                          |
| 281                        | 175         | 20                       | 20                     | 9,233      | 103                       | 39                          |
| 64                         | 75          | 25                       | 40                     | 3,674      | 56                        | 29                          |
| 9                          | 8           | 0                        | 35                     | 4,830      | 140                       | 11                          |
| 51                         | 115         | 20                       | 20                     | 4,365      | 964                       | 33                          |
| 150                        | 210         | 16                       | 42.5                   | 2,631      | 10                        | 54                          |
| 11                         | 164         | 20                       | 40                     | 7,010      | 110                       | 58                          |
| 105                        | 10          | 30                       | 40                     | 6,190      | 300                       | 52                          |
| 15                         | 50          | 15                       | 20                     | 7,020      | 50                        | 21                          |

| SCHOOL NAME<br>OR DISTRICT   | A/V MATERIALS<br>SOFTWARE HARDWARE |     | ADULT STAFF<br>IN FTE'S | NUMBER OF<br>STUDENT ASSIST. | SQ. FT. IN<br>LIBRARY A/V AREA |       |
|------------------------------|------------------------------------|-----|-------------------------|------------------------------|--------------------------------|-------|
| Parker High School           |                                    |     |                         |                              |                                |       |
| Parkston High School         | 807                                | 60  | .50                     | 9                            | NA                             | NA    |
| Riggs High School            | 4,501                              | 25  | 1.94                    | 0                            | 5,700                          | NA    |
| Perre Jr. High               | 1,931                              | 60  | 1.29                    | 30                           | 2,270                          | 715   |
| Plankinton High School       | 1,237                              | 40  | 1.50                    | 0                            | 768                            | NA    |
| Platte High School           | 1,747                              | 155 | 1.00                    | 0                            | 2,720                          | 320   |
| Poiloock High School         | 207                                | 20  | .62                     | 1                            | 2,600                          | NA    |
| Polo High School             | 378                                | 25  | .38                     | 1                            | 342                            | NA    |
| Ramona High School           | 360                                | 34  | .50                     | 6                            | 784                            | 0     |
| Rapid City Central High Sch  |                                    | 146 | 2.50                    | 1                            | 1,000                          | 100   |
| Stevens High School          | NA                                 |     | NA                      | 23                           | NA                             | NA    |
| Dakota Jr. High              |                                    | 61  | 1.00                    | 2                            | NA                             | NA    |
| North Jr. High               |                                    | 43  | 1.12                    | 6                            | 2,400                          | NA    |
| South Jr. High               |                                    | 30  | 1.00                    | 6                            | 2,400                          | NA    |
| West Jr. High                |                                    | 63  | 1.00                    | 7                            | 2,155                          | 0     |
| Annie Tallent Elementary     | 23                                 | 47  | .80                     | 2                            | 418                            | 30    |
| Beadle Elementary            | NA                                 |     | NA                      | 0                            | NA                             | NA    |
| Bergquist Elementary         |                                    | 88  | .80                     | 0                            | 840                            | NA    |
| Black Hawk Elementary        |                                    | 40  | .76                     | 0                            | 1,802                          | 150   |
| Canyon Lake Elementary       |                                    | 87  | .70                     | 0                            | 551                            | 411   |
| Cleghorn Elementary          |                                    | 49  | .42                     | 0                            | 459                            | 0     |
| Garfield Elementary          |                                    | 68  | .35                     | 0                            | 400                            | NA    |
| Grandview Elementary         | 114                                | 3   | .72                     | 0                            | 900                            | NA    |
| Horace Mann Elementary       |                                    | 88  | 1.23                    | 0                            | 1,200                          | NA    |
| Knollwood Elementary         |                                    | 89  | .53                     | 0                            | 444                            | NA    |
| Lincoln Elementary           |                                    | 68  | .38                     | NA                           | 900                            | NA    |
| Meadowbrook Elementary       | 100                                | 4   | 1.40                    | 0                            | 1,352                          | NA    |
| Pinedale Elementary          |                                    | 88  | .94                     | 0                            | 180                            | NA    |
| Rapid Valley Elementary      |                                    | 100 | 1.30                    | 0                            | 2,200                          | NA    |
| Robbinsdale Elementary       | 45                                 | 110 | .94                     | 3                            | NA                             | NA    |
| South Canyon Elementary      |                                    | 42  | .53                     | 0                            | 900                            | 0     |
| Wilson Elementary            |                                    | 70  | NA                      | 0                            | NA                             | NA    |
| Instructional Materials Cent | 20,844                             | 112 | 6.00                    | 2                            | 5,600                          | 4,000 |
| Redfield High School         | 636                                |     | .89                     | 0                            | 1,540                          | NA    |
| Redfield Elementary          | 2,609                              | 185 | 1.72                    | 1                            | 1,816                          | 292   |
| Roscoe High School           | 1,014                              | 25  | .50                     | 0                            | NA                             | NA    |
| Rosholt High School          | 153                                | 30  | .62                     | 0                            | 720                            | 720   |
| Rosholt Elementary           | 400                                | 29  | .33                     | 0                            | 1,160                          | NA    |
| Roslyn High School           | 1                                  | 0   | .50                     | 0                            | 430                            | 0     |
| Rutland High School          | 793                                | 32  | 0.00                    | 1                            | 270                            | 60    |
| Salem High School            | 1,064                              | 80  | .50                     | 0                            | 5,100                          | 990   |
| Scotland High School         | 1,470                              | 51  | .75                     | 3                            | 1,470                          | NA    |
| Scotland Elementary          | 760                                | 60  | .38                     | NA                           | 1,350                          | NA    |

| SCHOOL NAME<br>OR DISTRICT  | ENROLL.<br>SERVED           | TOTAL<br>CIRCULATION | CIRCULATION<br>PER CAPITA | BOOK<br>CIRCULATION | CIRCULATION<br>PER VOLUME |
|-----------------------------|-----------------------------|----------------------|---------------------------|---------------------|---------------------------|
| Selby High School           | 262                         | 5,090                | 19.43                     | 5,090               | .59                       |
| Batesland Elementary        | 180                         | 8,440                | 46.89                     | 8,440               | .56                       |
| Rockyford Elementary        |                             |                      |                           |                     |                           |
| Wolf Creek Elementary       | 400                         | 20,460               | 51.15                     | 15,000              | .87                       |
| Washington High School      | 1,487                       | 27,450               | 18.46                     | 7,116               | .28                       |
| Lincoln High School         | 1,560                       | 39,187               | 25.12                     | 13,863              | .73                       |
| Axtell Park Jr. High        | 625                         | 19,447               | 31.12                     | 11,246              | .93                       |
| Edison Jr. High             | 800                         | 32,000               | 40.00                     | 25,000              | 1.59                      |
| Patrick Henry Jr. High      | 856                         | 16,074               | 18.78                     | 11,963              | .53                       |
| Whittier Jr. High           | 738                         | 35,797               | 48.51                     | 11,299              | .76                       |
| Bancroft Elementary         | 228                         | 9,361                | 41.06                     | 9,123               | 3.06                      |
| Cleveland Elementary        | 883                         | 13,018               | 14.74                     | 13,000              | 1.01                      |
| Eugene Field Elementary     | 286                         | 25,821               | 90.28                     | 25,740              | 4.16                      |
| Franklin Elementary         | 330                         | NA                   | NA                        | NA                  | NA                        |
| Garfield Elementary         | 485                         | 39,600               | 81.65                     | 37,800              | 3.92                      |
| Harvey Dunn Elementary      | 465                         | 22,320               | 48.00                     | 21,600              | 4.15                      |
| Hawthorne Elementary        | 600                         | 16,000               | 26.67                     | 15,200              | 1.13                      |
| Hayward Elementary          | closed due to pipeline leak |                      |                           |                     |                           |
| Horace Mann Elementary      | 400                         | 28,828               | 72.07                     | 28,800              | 2.80                      |
| Irving Elementary           | 102                         | NA                   | NA                        | NA                  | NA                        |
| Jane Addams Elementary      | 320                         | NA                   | NA                        | NA                  | NA                        |
| Jefferson Elementary        | 580                         | 59,296               | 102.23                    | 59,160              | 11.33                     |
| Laura B. Anderson Elem.     | 292                         | 7,174                | 24.57                     | 7,007               | 1.00                      |
| Laura Wilder Elementary     | 605                         | 10,610               | 17.54                     | 10,600              | .97                       |
| Lincoln Elementary          | 155                         | NA                   | NA                        | NA                  | NA                        |
| Longfellow Elementary       | 408                         | 1,325                | 3.25                      | 1,300               | .09                       |
| Lowell Elementary           | 456                         | 27,360               | 60.00                     | 27,360              | 2.81                      |
| Mark Twain Elementary       | 392                         | 14,831               | 37.83                     | 14,451              | 1.80                      |
| Renberg Elementary          | 110                         | NA                   | NA                        | NA                  | NA                        |
| Robert Frost Elementary     | 322                         | NA                   | NA                        | NA                  | NA                        |
| Oscar Howe Elementary       | 532                         | 22,910               | 43.06                     | 22,835              | 2.53                      |
| Emerson Elementary          | 79                          | 2,560                | 32.41                     | 2,400               | 1.00                      |
| Sioux Valley High School    | 567                         | 17,749               | 31.30                     | 14,155              | .61                       |
| Sisseton High School        | 357                         | 2,335                | 6.54                      | 1,600               | .24                       |
| Thollehaug Middle School    | 248                         | 4,099                | 16.53                     | 3,599               | .38                       |
| Peever Elementary           | 136                         | 2,900                | 21.32                     | 1,800               | .54                       |
| Westside Elementary         | 426                         | 9,696                | 22.76                     | 4,500               | .44                       |
| Wakpala High School         | 140                         | 664                  | 4.74                      | 273                 | .02                       |
| South Shore High School     | 152                         | NA                   | NA                        | NA                  | NA                        |
| Spearfish High School       | 502                         | NA                   | NA                        | NA                  | NA                        |
| Spearfish Jr. High/East El. | 653                         | 15,186               | 23.26                     | 14,650              | 1.79                      |
| Central Elementary          |                             |                      |                           |                     |                           |
| West Elementary             |                             |                      |                           |                     |                           |
| Spencer High School         | 59                          | 170                  | 2.88                      | 150                 | .09                       |
| Stanley Co. High School     | 535                         | 39,650               | 74.11                     | 39,600              | 5.16                      |
| Stickney High School        | 92                          | 5,600                | 60.87                     | 4,400               | 1.00                      |

| INTERLIBRARY LOAN REQUESTS |             | HOURS LIB'N<br>WORK/WEEK | HOURS OPEN<br>PER WEEK | TOTAL VOL. | VOL. ADDED<br>DURING YEAR | PERIODICAL<br>SUBSCRIPTIONS |
|----------------------------|-------------|--------------------------|------------------------|------------|---------------------------|-----------------------------|
| PRINT                      | AUDIOVISUAL |                          |                        |            |                           |                             |
| 290                        | 70          | 30                       | 40                     | 8,581      | 340                       | 50                          |
| 0                          | 104         | 0                        | 40                     | 14,967     | 246                       | NA                          |
| 0                          | 0           | 45                       | 45                     | 17,250     | 250                       | 55                          |
| 128                        | 547         | 40                       | 45                     | 25,836     | 1,185                     | 202                         |
| 2                          | 262         | 40                       | 44                     | 19,059     | 1,920                     | 102                         |
| 0                          | 42          | 40                       | 40                     | 12,100     | 570                       | 63                          |
| 0                          | 110         | 40                       | 40                     | 15,700     | 500                       | 67                          |
| 0                          | 0           | 40                       | 40                     | 22,440     | 1,442                     | 63                          |
| 31                         | 1,260       | 40                       | 42.5                   | 14,838     | 433                       | 76                          |
| 0                          | 0           | 0                        | 40                     | 2,985      | 163                       | 12                          |
| 0                          | 0           | 0                        | 40                     | 12,918     | 700                       | 18                          |
| NA                         | NA          | 0                        | 40                     | 6,190      | 357                       | 11                          |
| 0                          | 0           | 0                        | 35                     | 2,770      | 250                       | 14                          |
| 0                          | 0           | 0                        | 40                     | 9,650      | 372                       | 13                          |
| NA                         | NA          | 0                        | 35                     | 5,200      | 300                       | 15                          |
| 0                          | 0           | 0                        | 40                     | 13,450     | 1,500                     | 27                          |
| 0                          | 0           | 0                        | 35                     | 10,300     | 300                       | 23                          |
| 0                          | 0           | 0                        | 40                     | NA         | NA                        | 14                          |
| 0                          | 500         | 0                        | 40                     | 7,981      | 438                       | 18                          |
| 0                          | 0           | 0                        | 40                     | 5,222      | 695                       | NA                          |
| 0                          | 0           | 0                        | 30                     | 7,007      | 267                       | 17                          |
| 0                          | 0           | 0                        | 40                     | 10,900     | 300                       | 10                          |
| 0                          | 0           | 0                        | 40                     | 3,794      | 96                        | 10                          |
| 0                          | 0           | 0                        | 35                     | 13,876     | 452                       | 16                          |
| 0                          | 0           | 0                        | 35                     | 9,732      | 238                       | 19                          |
| 0                          | 0           | 0                        | 16                     | 8,031      | 1,315                     | 30                          |
| 0                          | 216         | 0                        | NA                     | 3,433      | 133                       | 5                           |
| 0                          | 0           | 0                        | 40                     | 8,240      | 400                       | 8                           |
| 92 NA                      |             | 40                       | NA                     | 9,032      | 612                       | 23                          |
| 0                          | 1           | 0                        | 40                     | 2,400      | 100                       | 10                          |
| 0                          | NA          | 40                       | 40                     | 23,255     | 506                       | 87                          |
| 35                         | 225         | 40                       | 40                     | 6,730      | 311                       | 65                          |
| 3                          | 32          | 40                       | 35                     | 9,591      | 394                       | 50                          |
| 0                          | 68          | 37.5                     | 35                     | 3,351      | 114                       | 35                          |
| 0                          | 45          | 7.5                      | 40                     | 10,146     | 0                         | 29                          |
| 60                         | 75          | 10                       | 40                     | 10,974     | 54                        | 43                          |
| 109                        | 111         | 26                       | 40                     | 2,172      | 498                       | 46                          |
| 3                          | 2           | 35                       | 35                     | 5,577      | 313                       | 98                          |
| 6                          | 236         | 50                       | 38                     | 8,193      | 1,148                     | 59                          |
| 220                        | 131         | 10                       | 32.5                   | 1,703      | 72                        | 22                          |
| 25                         | 100         | 40                       | 40                     | 7,675      | 300                       | 60                          |
| 30                         | 25          | 20                       | 75                     | 4,400      | NA                        | 32                          |

| SCHOOL NAME<br>OR DISTRICT  | A/V MATERIALS<br>SOFTWARE HARDWARE |     | ADULT STAFF<br>IN FTE'S | NUMBER OF<br>STUDENT ASSIST. | SQ. FT. IN<br>LIBRARY A/V AREA |     |
|-----------------------------|------------------------------------|-----|-------------------------|------------------------------|--------------------------------|-----|
| Selby High School           | 796                                | 36  | .75                     | - 0                          | 1,600                          | 252 |
| Batesland Elementary        | 2,264                              | 84  | 2.00                    | 0                            | 1,485                          | 594 |
| Rockyford Elementary        |                                    |     |                         |                              |                                |     |
| Wolf Creek Elementary       | 471                                | 146 | 2.12                    | 0                            | NA                             | NA  |
| Washington High School      | 2,345                              | 242 | 3.25                    | 20                           | 9,200                          | NA  |
| Lincoln High School         | 1,135                              | 234 | 3.00                    | 6                            | NA                             | 0   |
| Axtell Park Jr. High        | 1,605                              | 45  | 1.75                    | 10                           | 3,600                          | 600 |
| Edison Jr. High             | 6,250                              | 184 | 2.00                    | 0                            | 5,400                          | 300 |
| Patrick Henry Jr. High      | 922                                | 272 | 3.00                    | 42                           | 5,252                          | 478 |
| Whittier Jr. High           | 5,677                              | 393 | 2.00                    | 20                           | 9,377                          | NA  |
| Bancroft Elementary         | 319                                | 1   | .38                     | 0                            | 416                            | NA  |
| Cleveland Elementary        | 70                                 | 0   | .75                     | 0                            | 720                            | NA  |
| Eugene Field Elementary     | 87                                 | 95  | .38                     | 0                            | 1,650                          | 800 |
| Franklin Elementary         | 4                                  | 0   | .38                     | 0                            | 600                            | 0   |
| Garfield Elementary         | 27                                 | 0   | .50                     | 0                            | 735                            | 0   |
| Harvey Dunn Elementary      | 486                                | 3   | .50                     | 0                            | 3,500                          | NA  |
| Hawthorne Elementary        | 124                                | 81  | .75                     | 0                            | 60                             | 45  |
| Hayward Elementary          |                                    |     |                         |                              |                                |     |
| Horace Mann Elementary      | 82                                 | 0   | .38                     | 0                            | 680                            | 0   |
| Irving Elementary           | NA                                 | NA  | .25                     | 0                            | 108                            | 0   |
| Jane Addams Elementary      | 334                                | 0   | .38                     | 0                            | 870                            | 0   |
| Jefferson Elementary        | 24                                 | 1   | .50                     | 0                            | 616                            | 0   |
| Laura B. Anderson Elem.     | 138                                | 1   | .38                     | NA                           | 850                            | 0   |
| Laura Wilder Elementary     | 65                                 | 111 | .62                     | NA                           | 1,014                          | NA  |
| Lincoln Elementary          | 164                                | 1   | .25                     | NA                           | 850                            | 0   |
| Longfellow Elementary       | 280                                | 2   | .46                     | 0                            | 1,960                          | NA  |
| Lowell Elementary           | 116                                | NA  | .50                     | 0                            | 600                            | NA  |
| Mark Twain Elementary       | 318                                | 3   | .40                     | 0                            | 1,944                          | NA  |
| Renberg Elementary          | NA                                 | 12  | .25                     | 0                            | NA                             | NA  |
| Robert Frost Elementary     | 0                                  | 0   | .38                     | 0                            | 2,150                          | NA  |
| Oscar Howe Elementary       | 142                                | 2   | 1.00                    | NA                           | NA                             | NA  |
| Emerson Elementary          | 401                                | 6   | .38                     | 0                            | 390                            | NA  |
| Sioux Valley High School    | 2,417                              | 2   | 1.88                    | 2                            | 3,881                          | 0   |
| Sisseton High School        | 696                                | 72  | NA                      | 0                            | NA                             | NA  |
| Thollehaug Middle School    | 1,208                              | 77  | 1.50                    | 0                            | 502                            | 46  |
| Peever Elementary           | 816                                | 64  | .94                     | 0                            | 1,288                          | 512 |
| Westside Elementary         | 3,557                              | 125 | .19                     | NA                           | 1,832                          | 200 |
| Wakpala High School         | 579                                | 35  | .25                     | 0                            | 500                            | NA  |
| South Shore High School     | 373                                | 25  | 1.15                    | 0                            | 975                            | 150 |
| Spearfish High School       | 894                                | 77  | .88                     | 4                            | 4,368                          | 810 |
| Spearfish Jr. High/East El. | 337                                | 117 | 1.25                    | 4                            | 1,440                          | 150 |
| Central Elementary          |                                    |     |                         |                              |                                |     |
| West Elementary             |                                    |     |                         |                              |                                |     |
| Spencer High School         | 112                                | 12  | .25                     | 4                            | 416                            | 0   |
| Stanley Co. High School     | 130                                | 87  | 2.02                    | 0                            | NA                             | NA  |
| Stickney High School        | NA                                 | NA  | .62                     | 26                           | 546                            | 0   |

| SCHOOL NAME<br>OR DISTRICT  | ENROLL.<br>SERVED | TOTAL<br>CIRCULATION | CIRCULATION<br>PER CAPITA | BOOK<br>CIRCULATION | CIRCULATION<br>PER VOLUME |
|-----------------------------|-------------------|----------------------|---------------------------|---------------------|---------------------------|
| Sully Buttes High School    | 389               | 29,670               | 76.27                     | 27,450              | 2.80                      |
| Summit High School          | 137               | 6,309                | 27.74                     | 6,008               | .76                       |
| Timber Lake High School     | 322               | 6,714                | 20.85                     | 6,545               | 1.17                      |
| Todd Co. High School        |                   |                      |                           |                     |                           |
| Tripp High School           | 73                | 85                   | 1.16                      | 35                  | .01                       |
| Tri-Valley High School      | 200               | 2,305                | 11.53                     | 167                 | .05                       |
| Tulare High School          | 161               | 6,141                | 38.14                     | 5,111               | .99                       |
| Veblen High School          | 55                | 650                  | 11.82                     | 450                 | .08                       |
| Veblen Elementary           | 83                | 4,110                | 49.52                     | 4,110               | .95                       |
| Vermillion High School      | 412               | 11,956               | 29.02                     | 3,168               | .40                       |
| Vermillion Middle School    |                   |                      |                           |                     |                           |
| Austin Elementary           | 257               | 9,520                | 37.04                     | 8,552               | 1.75                      |
| Jolly Elementary            | 355               | 24,529               | 69.16                     | 23,445              | 3.22                      |
| Viborg High School          | 298               | NA                   | NA                        | NA                  | NA                        |
| Wagner High School          | 719               | 37,300               | 51.88                     | 35,000              | 1.99                      |
| Wakonda High School         | 234               | NA                   | NA                        | NA                  | NA                        |
| Wall High School            | 351               | 11,750               | 33.48                     | 10,000              | 1.27                      |
| Warner High School          |                   |                      |                           |                     |                           |
| Watertown High School       | 800               | 18,122               | 22.65                     | 10,458              | .58                       |
| Watertown Jr. High          | 800               | 13,609               | 17.01                     | 11,595              | .92                       |
| Garfield Elementary         | 327               | 26,000               | 79.51                     | 25,900              | 6.02                      |
| Grant Elementary            |                   |                      |                           |                     |                           |
| Lincoln Elementary          |                   |                      |                           |                     |                           |
| McKinley Elementary         |                   |                      |                           |                     |                           |
| Mellette Elementary         | 370               | 7,660                | 20.70                     | 6,513               | 1.00                      |
| Roosevelt Elementary        |                   |                      |                           |                     |                           |
| Waubay High School          | 316               | 6,300                | 19.94                     | 5,400               | .92                       |
| Waverly High School         |                   |                      |                           |                     |                           |
| Webster High School         | 740               | 26,889               | 36.34                     | 20,220              | 1.11                      |
| Wessington High School      | 154               | 8,159                | 52.98                     | 6,493               | 1.71                      |
| Wessington Spr. High School | 500               | 27,180               | 54.36                     | 24,300              | 2.96                      |
| West Central High School    | 264               | 4,534                | 17.17                     | 979                 | .46                       |
| Hartford Elementary         | 373               | NA                   | NA                        | NA                  | NA                        |
| Humboldt Elementary         | 252               | NA                   | NA                        | NA                  | NA                        |
| White Lake High School      | 76                | 1,607                | 21.14                     | 1,219               | .27                       |
| White River High School     | 420               | 4,612                | 10.98                     | 4,500               | .49                       |

| INTERLIBRARY LOAN REQUESTS |             | HOURS LIB'N<br>WORK/WEEK | HOURS OPEN<br>PER WEEK | TOTAL VOL. | VOL. ADDED<br>DURING YEAR | PERIODICAL<br>SUBSCRIPTIONS |
|----------------------------|-------------|--------------------------|------------------------|------------|---------------------------|-----------------------------|
| PRINT                      | AUDIOVISUAL |                          |                        |            |                           |                             |
| 390                        | 26          | 40                       | 40                     | 9,818      | 310                       | 74                          |
| 88                         | 52          | 20                       | 40                     | 7,883      | 368                       | 43                          |
| 176                        | 15          | 20                       | 35                     | 5,602      | 51                        | 39                          |
| 6                          | 0           | 40                       | 40                     | 4,158      | 151                       | 33                          |
| 39                         | 37          | 40                       | 40                     | 3,585      | 210                       | 40                          |
| 3                          | 111         | 20                       | 37.5                   | 5,171      | 87                        | 66                          |
| 40                         | 105         | 17.5                     | 15                     | 5,989      | 107                       | 26                          |
| 80                         | 80          | 0                        | 20                     | 4,320      | 210                       | 14                          |
| 34                         | 70          | 40                       | 40                     | 7,896      | 318                       | 50                          |
| 0                          | 16          | 20                       | 40                     | 4,889      | 130                       | 18                          |
| 0                          | 24          | 20                       | 40                     | 7,286      | 857                       | 18                          |
| 6                          | 0           | 20                       | 35                     | 6,316      | 20                        | 54                          |
| 420                        | 375         | 40                       | 40                     | 17,582     | 525                       | 44                          |
| 135                        | 80          | 20                       | 35                     | 4,776      | 376                       | 75                          |
| 525                        | 310         | 35                       | 40                     | 7,875      | 545                       | 45                          |
| 31                         | 341         | 45                       | 45                     | 18,083     | 857                       | 117                         |
| 28                         | 36          | 40                       | 37.5                   | 12,657     | 526                       | 88                          |
| 0                          | 1           | 0                        | 40                     | 4,151      | 288                       | 16                          |
| NA                         | NA          | 6.5                      | 32.5                   | 6,513      | 108                       | 12                          |
| 140                        | 137         | 35                       | NA                     | 5,860      | 450                       | 79                          |
| 44                         | 89          | 40                       | 37.5                   | 18,152     | 621                       | 172                         |
| 41                         | 88          | 20                       | 40                     | 3,802      | 265                       | 30                          |
| 110                        | 124         | 40                       | 40                     | 8,218      | 218                       | 49                          |
| 23                         | 131         | 40                       | 40                     | 2,131      | 93                        | 34                          |
| 0                          | 55          | 1                        | 30                     | 2,067      | 56                        | 24                          |
| 0                          | NA          | 1                        | 15                     | 1,197      | 276                       | 13                          |
| 56                         | 29          | 15                       | 40                     | 4,571      | 90                        | 30                          |
| 95                         | 75          | 45                       | 40                     | 9,186      | 68                        | 43                          |

| SCHOOL NAME<br>OR DISTRICT  | A/V MATERIALS<br>SOFTWARE HARDWARE |     | ADULT STAFF<br>IN FTE'S | NUMBER OF<br>STUDENT ASSIST. | SQ. FT. IN<br>LIBRARY A/V AREA |     |
|-----------------------------|------------------------------------|-----|-------------------------|------------------------------|--------------------------------|-----|
| Sully Buttes High School    | 1,918                              | 76  | 1.00                    | 34                           | 2,000                          | 120 |
| Summit High School          | 1,786                              | 60  | .50                     | 1                            | NA                             | NA  |
| Timber Lake High School     | 880                                | 57  | 1.38                    | 0                            | NA                             | NA  |
| Todd Co. High School        |                                    |     |                         |                              |                                |     |
| Tripp High School           | 497                                | 36  | 1.00                    | 0                            | 2,400                          | 0   |
| Tri-Valley High School      | 267                                | 36  | 1.00                    | 3                            | NA                             | NA  |
| Tulare High School          | 790                                | 89  | .94                     | 0                            | 702                            | 252 |
| Veblen High School          | 425                                | 15  | .44                     | 0                            | 1,080                          | NA  |
| Veblen Elementary           | 197                                | 23  | .50                     | 0                            | 784                            | 784 |
| Vermillion High School      | NA                                 | 76  | 1.31                    | 2                            | 2,772                          | 0   |
| Vermillion Middle School    |                                    |     |                         |                              |                                |     |
| Austin Elementary           | 1,554                              | 17  | .94                     | 0                            | 900                            | 96  |
| Jolly Elementary            | 1,756                              | 10  | .94                     | 0                            | 2,600                          | 120 |
| Viborg High School          | 1,124                              | 0   | .50                     | 14                           | NA                             | NA  |
| Wagner High School          | 1,869                              | 122 | 1.81                    | 2                            | 7,332                          | 225 |
| Wakonda High School         | 33                                 | 41  | .50                     | 12                           | 312                            | 81  |
| Wall High School            | 893                                | 58  | .88                     | 0                            | 1,320                          | 250 |
| Warner High School          |                                    |     |                         |                              |                                |     |
| Watertown High School       | 1,387                              | 129 | 3.00                    | 0                            | 3,057                          | 225 |
| Watertown Jr. High          | 1,260                              | 106 | NA                      | 0                            | 1,800                          | 60  |
| Garfield Elementary         | 1,058                              | 28  | .75                     | 0                            | 270                            | 540 |
| Grant Elementary            |                                    |     |                         |                              |                                |     |
| Lincoln Elementary          |                                    |     |                         |                              |                                |     |
| McKinley Elementary         |                                    |     |                         |                              |                                |     |
| Mellette Elementary         | 1,084                              | 51  | .16                     | 0                            | 644                            | 0   |
| Roosevelt Elementary        |                                    |     |                         |                              |                                |     |
| Waubay High School          | 822                                | 71  | .88                     | 4                            | NA                             | NA  |
| Waverly High School         |                                    |     |                         |                              |                                |     |
| Webster High School         | 2,385                              | 51  | 1.95                    | 18                           | 1,579                          | 0   |
| Wessington High School      | 523                                | 21  | .50                     | 3                            | 594                            | NA  |
| Wessington Spr. High School | 541                                | 100 | 2.00                    | 0                            | 2,300                          | NA  |
| West Central High School    | 155                                | 37  | 1.00                    | 7                            | 1,405                          | 0   |
| Hartford Elementary         | NA                                 | 41  | .03                     | 3                            | 2,942                          | 0   |
| Humboldt Elementary         | NA                                 | 69  | .40                     | 0                            | 480                            | 0   |
| White Lake High School      | 652                                | 26  | .62                     | 0                            | NA                             | NA  |
| White River High School     | 3,751                              | 109 | 1.12                    | 0                            | 1,152                          | 336 |



| SCHOOL NAME<br>OR DISTRICT   | ENROLL.<br>SERVED | TOTAL<br>CIRCULATION | CIRCULATION<br>PER CAPITA | BOOK<br>CIRCULATION | CIRCULATION<br>PER VOLUME |
|------------------------------|-------------------|----------------------|---------------------------|---------------------|---------------------------|
| Willow Lake High School      | 216               | 8,589                | 39.76                     | 6,836               | 1.14                      |
| Wilmot High School           | 350               | 13,752               | 39.29                     | 12,175              | .99                       |
| Winner High School           | 297               | 4,145                | 13.96                     | 2,638               | .36                       |
| Winner Middle School         |                   |                      |                           |                     |                           |
| Central Elementary           | 650               | 27,385               | 42.13                     | 26,400              | 1.97                      |
| Wolsey High School           | 60                | 3,720                | 62.00                     | 720                 | .18                       |
| Wolsey Elementary            | 185               | 13,175               | 71.22                     | 12,600              | 2.12                      |
| Wood High School             |                   |                      |                           |                     |                           |
| Woonsocket High School       | 93                | 675                  | 7.26                      | 350                 | .27                       |
| Yankton High School          | 836               | 10,297               | 12.32                     | 3,610               | .23                       |
| Yankton Middle School        | 360               | 59,428               | 165.08                    | 5,988               | .62                       |
| <u>B.I.A. SCHOOLS</u>        |                   |                      |                           |                     |                           |
| Bullhead Day School          | 99                | 7,400                | 74.75                     | 7,400               | 1.00                      |
| Cheyenne-Eagle Butte H.S.    |                   |                      |                           |                     |                           |
| Cheyenne-Eagle Butte Middle  | 250               | 8,875                | 35.50                     | 7,375               | 1.12                      |
| Cheyenne-Eagle Butte Elem.   | 389               | 27,900               | 71.72                     | 24,300              | 4.45                      |
| Crazy Horse Day School       | 298               | 8,450                | 28.36                     | 5,400               | .58                       |
| Crow Creek High School       | 150               | 3,800                | 25.33                     | 500                 | .08                       |
| Flandreau Indian School      | 633               | 4,293                | 6.78                      | 4,293               | .33                       |
| Ft. Thompson Elementary      |                   |                      |                           |                     |                           |
| Little Eagle Day School      |                   |                      |                           |                     |                           |
| Little Wound High School     | 307               | 1,087                | 3.54                      | 777                 | .23                       |
| Little Wound Elementary      | 292               | 18,000               | 61.64                     | 10,800              | 2.30                      |
| Loneman School               |                   |                      |                           |                     |                           |
| Lower Brule High School      |                   |                      |                           |                     |                           |
| Marty Indian School          |                   |                      |                           |                     |                           |
| Pierre Indian Learning Cent. |                   |                      |                           |                     |                           |
| Red Scaffold School          |                   |                      |                           |                     |                           |
| St. Francis Indian School    | 422               | NA                   | NA                        | NA                  | NA                        |
| Pine Ridge High School       | 256               | 676                  | 2.64                      | 676                 | .26                       |
| Pine Ridge Elementary        |                   |                      |                           |                     |                           |
| American Horse Elementary    |                   |                      |                           |                     |                           |
| Tlospa Zina Tribal School    |                   |                      |                           |                     |                           |

| INTERLIBRARY LOAN REQUESTS |             | HOURS LIB'N<br>WORK/WEEK | HOURS OPEN<br>PER WEEK | TOTAL VOL. | VOL. ADDED<br>DURING YEAR | PERIODICAL<br>SUBSCRIPTIONS |
|----------------------------|-------------|--------------------------|------------------------|------------|---------------------------|-----------------------------|
| PRINT                      | AUDIOVISUAL |                          |                        |            |                           |                             |
| 41                         | 74          | 20                       | 35                     | 6,004      | 323                       | 61                          |
| 15                         | 83          | 33.75                    | 40                     | 12,242     | 260                       | 40                          |
| 230                        | 26          | 40                       | 40                     | 7,318      | 285                       | 76                          |
| 115                        | 306         | 44                       | 44                     | 13,407     | 420                       | 26                          |
| 55                         | 175         | 20                       | 40                     | 4,065      | 280                       | 60                          |
|                            |             | 20                       | 40                     | 5,949      | 335                       |                             |
| 65                         | 40          | 15                       | 38                     | 1,320      | 20                        | 34                          |
| 198                        | 168         | 38.75                    | 38.75                  | 15,439     | 534                       | 121                         |
| 25                         | 0           | 40                       | 40                     | 9,618      | 303                       | 100                         |
| 0                          | 0           | 0                        | 40                     | 7,400      | 0                         | 0                           |
| NA                         | NA          | NA                       | 40                     | 6,602      | 429                       | 22                          |
| 0                          | 232         | 40                       | 40                     | 5,456      | 360                       | 23                          |
| 3                          | 45          | 40                       | 40                     | 9,347      | 35                        | 63                          |
| 34                         | 153         | 40                       | 40                     | 6,275      | 50                        | 65                          |
| 1                          | 17          | 40                       | 46                     | 13,172     | 537                       | 135                         |
| 20                         | 259         | 40                       | 40                     | 3,370      | 791                       | 1                           |
| 3                          | 6           | 40                       | NA                     | 4,692      | NA                        | 2                           |
| 213                        | 755         | 40                       | 40                     | 11,007     | 266                       | 50                          |
| 95                         | 63          | 40                       | 40                     | 2,556      | 256                       | 0                           |

| SCHOOL NAME<br>OR DISTRICT  | A/V MATERIALS<br>SOFTWARE HARDWARE |     | ADULT STAFF<br>IN FTE'S | NUMBER OF<br>STUDENT ASSIST. | SQ.FT. IN<br>LIBRARY A/V AREA |     |
|-----------------------------|------------------------------------|-----|-------------------------|------------------------------|-------------------------------|-----|
| Willow Lake High School     | 21                                 | 0   | .88                     | 0                            | 1,600                         | 0   |
| Wilmot High School          | 1,832                              | 83  | 1.84                    | 11                           | 1,344                         | 288 |
| Winner High School          | 1,588                              | 81  | 1.00                    | 4                            | 1,520                         | 36  |
| Winner Middle School        |                                    |     |                         |                              |                               |     |
| Central Elementary          | 3,905                              | 265 | 1.98                    | 7                            | 792                           | 396 |
| Wolsey High School          | 2,195                              | 95  | 1.00                    | 0                            | 630                           | 315 |
| Wolsey Elementary           |                                    |     |                         |                              | 400                           | 36  |
| Wood High School            |                                    |     |                         |                              |                               |     |
| Woonsocket High School      | 236                                | 22  | .38                     | 0                            | 800                           | 108 |
| Yankton High School         | 1,082                              | 12  | 1.84                    | 6                            | 4,278                         | 210 |
| Yankton Middle School       | 1,575                              | 28  | 1.75                    | 46                           | 1,400                         | 200 |
| <u>B.I.A. SCHOOLS</u>       |                                    |     |                         |                              |                               |     |
| Bullhead Day School         | 147                                | 1   | .20                     | 0                            | 882                           | 0   |
| Cheyenne-Eagle Butte H.S.   |                                    |     |                         |                              |                               |     |
| Cheyenne-Eagle Butte Middle | 507                                | 47  | NA                      | 0                            | 3,020                         | 0   |
| Cheyenne-Eagle Butte Elem.  | 1,302                              | 58  | 1.00                    | 0                            | 1,378                         | NA  |
| Crazy Horse Day School      | 514                                | 91  | 1.90                    | 0                            | NA                            | NA  |
| Crow Creek High School      | 906                                | 43  | 1.00                    | 0                            | 880                           | 220 |
| Flandreau Indian School     | 1,663                              | 6   | 2.00                    | 8                            | 3,216                         | NA  |
| Ft. Thompson Elementary     |                                    |     |                         |                              |                               |     |
| Little Eagle Day School     |                                    |     |                         |                              |                               |     |
| Little Wound High School    | 425                                | 83  | 1.00                    | 1                            | 875                           | 166 |
| Little Wound Elementary     | 571                                | 61  | 1.00                    | 0                            | 648                           | 324 |
| Loneman School              |                                    |     |                         |                              |                               |     |
| Lower Brule High School     |                                    |     |                         |                              |                               |     |
| Marty Indian School         |                                    |     |                         |                              |                               |     |
| Pierre Indian Learning Cent |                                    |     |                         |                              |                               |     |
| Red Scaffold School         |                                    |     |                         |                              |                               |     |
| St. Francis Indian School   | 2,779                              | 69  | 2.00                    | 0                            | 4,230                         | 892 |
| Pine Ridge High School      | NA                                 | 50  | 1.00                    | 0                            | 1,100                         | 0   |
| Pine Ridge Elementary       |                                    |     |                         |                              |                               |     |
| American Horse Elementary   |                                    |     |                         |                              |                               |     |
| Tlospa Zina Tribal School   |                                    |     |                         |                              |                               |     |

| SCHOOL NAME<br>OR DISTRICT   | ENROLL.<br>SERVED | TOTAL<br>CIRCULATION | CIRCULATION<br>PER CAPITA | BOOK<br>CIRCULATION | CIRCULATION<br>PER VOLUME |
|------------------------------|-------------------|----------------------|---------------------------|---------------------|---------------------------|
| Wounded Knee Dist. School    |                   |                      |                           |                     |                           |
| <u>PRIVATE SCHOOLS</u>       |                   |                      |                           |                     |                           |
| Roncalli High School         | 248               | 3,738                | 15.07                     | 2,700               | .36                       |
| Roncalli Middle School       | 126 NA            |                      | NA                        | NA                  | NA                        |
| Roncalli Elementary          | 202 NA            |                      | NA                        | NA                  | NA                        |
| Brainerd Indian School       |                   |                      |                           |                     |                           |
| Christ the King School       | 305               | 2,906                | 9.53                      | 2,433               | 1.00                      |
| Dakota Christian High Sch.   | 76                | 250                  | 3.21                      | 200                 | .11                       |
| Freeman Academy              | 56                | 1,465                | 26.16                     | 952                 | .06                       |
| Holy Cross School            |                   |                      |                           |                     |                           |
| Holy Family Grade School     |                   |                      |                           |                     |                           |
| Holy Rosary School           | 34                | 2,560                | 75.29                     | 2,216               | 1.00                      |
| Holy Spirit School           |                   |                      |                           |                     |                           |
| Immaculate Conception School |                   |                      |                           |                     |                           |
| James Valley Chr. School     |                   |                      |                           |                     |                           |
| Little Flower of Jesus Sch.  |                   |                      |                           |                     |                           |
| Memorial Christian School    |                   |                      |                           |                     |                           |
| New Holland Christian Sch.   |                   |                      |                           |                     |                           |
| O'Gorman High School         | 680               | 10,438               | 15.35                     | 2,959               | .37                       |
| Platte Christian School      | 57                | 5,019                | 88.05                     | 5,000               | 1.00                      |
| Red Cloud High School        | 200               | 2,150                | 10.75                     | 2,000               | .24                       |
| Red Cloud Elementary         | 221               | 4,970                | 22.49                     | 4,875               | .97                       |
| Sacred Heart School          | 153               | 3,176                | 20.76                     | 3,126               | .98                       |
| St. Agnes School             | 112               | 2,719                | 24.28                     | 2,705               | .94                       |
| St. Anthony Elementary       | 147               | 4,807                | 32.70                     | 4,389               | 1.00                      |
| St. Elizabeth Seton School   | 350               | 23,040               | 65.83                     | 23,040              | 2.99                      |
| St. Joseph School            | 175               | 4,366                | 24.95                     | 3,755               | 1.01                      |
| St. Joseph Cathedral Sch.    |                   |                      |                           |                     |                           |
| St. Joseph Indian School     | 185               | 14,297               | 77.28                     | 10,426              | 1.11                      |
| St. Lambert School           |                   |                      |                           |                     |                           |
| St. Lawrence School          |                   |                      |                           |                     |                           |

| INTERLIBRARY LOAN REQUESTS |             | HOURS LIB'N<br>WORK/WEEK | HOURS OPEN<br>PER WEEK | TOTAL VOL. | VOL. ADDED<br>DURING YEAR | PERIODICAL<br>SUBSCRIPTIONS |
|----------------------------|-------------|--------------------------|------------------------|------------|---------------------------|-----------------------------|
| PRINT                      | AUDIOVISUAL |                          |                        |            |                           |                             |
| 12                         | 79          | 40                       | 35                     | 7,472      | 392                       | 55                          |
| 0                          | 25          | 20                       | 40                     | 8,347      | 152                       | 22                          |
| 0                          | 15          | 20                       | 40                     | 2,640      | 203                       | 16                          |
| 0                          | 35          | 0                        | 32                     | 2,433      | 317                       | 27                          |
| 15                         | 50          | 8                        | 40                     | 1,904      | 251                       | 18                          |
| 46                         | 35          | 20                       | 21                     | 16,143     | 114                       | 54                          |
| 1,188                      | 4           | 1                        | 2                      | 2,216      | 64                        | 3                           |
| 25                         | 150         | 46                       | 65                     | 7,937      | 425                       | 124                         |
| 8                          | 20          | 2                        | 30                     | 5,000      | 150                       | 8                           |
| 19                         | 30          | 42.5                     | 40                     | 8,282      | 100                       | 38                          |
| 0                          | 27          | 40                       | NA                     | 5,000      | 275                       | 10                          |
| NA                         | NA          | 1                        | 33                     | 3,176      | 250                       | 5                           |
| 4                          | 0           | 15                       | 15                     | 2,885      | 85                        | 5                           |
| 8                          | 121         | 30                       | 30                     | 4,389      | 99                        | 18                          |
| NA                         | NA          | 21                       | 21                     | 7,702      | 200                       | 18                          |
| 402                        | 68          | 20                       | 15                     | 3,735      | 167                       | 3                           |
| 0                          | 48          | 40                       | 40                     | 9,411      | 954                       | 27                          |

| SCHOOL NAME<br>OR DISTRICT  | A/V MATERIALS<br>SOFTWARE HARDWARE |    | ADULT STAFF<br>IN FTE'S | NUMBER OF<br>STUDENT ASSIST. | SQ.FT. IN<br>LIBRARY A/V AREA |     |
|-----------------------------|------------------------------------|----|-------------------------|------------------------------|-------------------------------|-----|
| Wounded Knee Dist. School   |                                    |    |                         |                              |                               |     |
| <u>PRIVATE SCHOOLS</u>      |                                    |    |                         |                              |                               |     |
| Roncalli High School        | 502                                | 32 | 1.00                    | 0                            | 4,278                         | 323 |
| Roncalli Middle School      | 1,113                              | 40 | .50                     | 0                            | 768                           | 20  |
| Roncalli Elementary         | 849                                | 28 | .50                     | 0                            | 375                           | 20  |
| Brainerd Indian School      |                                    |    |                         |                              |                               |     |
| Christ the King School      | 390                                | 56 | .80                     | 0                            | 1,664                         | 112 |
| Dakota Christian High Sch.  | NA                                 | 1  | .20                     | 0                            | NA                            | NA  |
| Freeman Academy             | 937                                | 30 | .50                     | 2                            | 836                           | NA  |
| Holy Cross School           |                                    |    |                         |                              |                               |     |
| Holy Family Grade School    |                                    |    |                         |                              |                               |     |
| Holy Rosary School          | 404                                | 18 | .10                     | 0                            | 208                           | 208 |
| Holy Spirit School          |                                    |    |                         |                              |                               |     |
| Immaculate Conception Schoo |                                    |    |                         |                              |                               |     |
| James Valley Chr. School    |                                    |    |                         |                              |                               |     |
| Little Flower of Jesus Sch. |                                    |    |                         |                              |                               |     |
| Memorial Christian School   |                                    |    |                         |                              |                               |     |
| New Holland Christian Sch.  |                                    |    |                         |                              |                               |     |
| O'Gorman High School        | 294                                | 56 | 1.77                    | 3                            | 2,428                         | 160 |
| Platte Christian School     | 63                                 | 22 | .05                     | 4                            | NA                            | 20  |
| Red Cloud High School       | 103                                | 24 | 1.06                    | 2                            | 2,160                         | 522 |
| Red Cloud Elementary        | 676                                | 56 | 1.00                    | 0                            | 2,020                         | 832 |
| Sacred Heart School         | 50                                 | 36 | .23                     | 0                            | 300                           | 900 |
| St. Agnes School            | 82                                 | 18 | .38                     | 0                            | 945                           | NA  |
| St. Anthony Elementary      | 397                                | 38 | .80                     | 0                            | 640                           | NA  |
| St. Elizabeth Seton School  | 106                                | 63 | .53                     | 0                            | 943                           | NA  |
| St. Joseph School           | 1,031                              | 48 | .65                     | 0                            | 840                           | NA  |
| St. Joseph Cathedral Sch.   |                                    |    |                         |                              |                               |     |
| St. Joseph Indian School    | 694                                | 59 | 1.50                    | 0                            | 1,210                         | 400 |
| St. Lambert School          |                                    |    |                         |                              |                               |     |
| St. Lawrence School         |                                    |    |                         |                              |                               |     |

| SCHOOL NAME<br>OR DISTRICT  | ENROLL.<br>SERVED | TOTAL<br>CIRCULATION | CIRCULATION<br>PER CAPITA | BOOK<br>CIRCULATION | CIRCULATION<br>PER VOLUME |
|-----------------------------|-------------------|----------------------|---------------------------|---------------------|---------------------------|
| St. Martin's Academy        |                   |                      |                           |                     |                           |
| St. Martin's School         | 180               | 9,900                | 55.00                     | 9,000               | 1.64                      |
| St. Martin's Luth. School   |                   |                      |                           |                     |                           |
| St. Mary's-Dell Rapids      | 89                | 2,176                | 24.45                     | 463                 | .08                       |
| St. Mary's-Salem            | 115               | 3,270                | 28.43                     | 3,200               | 1.00                      |
| St. Mary's-Sioux Falls      | 372               | 8,896                | 23.91                     | 7,206               | .67                       |
| St. Peter's School          |                   |                      |                           |                     |                           |
| St. Thomas School           | 142               | 4,656                | 32.79                     | 4,075               | .91                       |
| Sioux Falls Christian H. S. |                   |                      |                           |                     |                           |
| Sioux Falls Lutheran        |                   |                      |                           |                     |                           |
| Sunshine Bible Academy      | 90                | 19,700               | 218.89                    | 4,000               | .93                       |
| Zion Lutheran-Rapid City    |                   |                      |                           |                     |                           |
| TOTAL                       | 110,459           | 3,519,012            |                           | 2,679,701           |                           |
| AVERAGE                     |                   | 11,301               |                           | 8,766               |                           |

| INTERLIBRARY LOAN REQUESTS |             | HOURS LIB'N<br>WORK/WEEK | HOURS OPEN<br>PER WEEK | TOTAL VOL. | VOL. ADDED<br>DURING YEAR | PERIODICAL<br>SUBSCRIPTIONS |
|----------------------------|-------------|--------------------------|------------------------|------------|---------------------------|-----------------------------|
| PRINT                      | AUDIOVISUAL |                          |                        |            |                           |                             |
| 20                         | 0           | 15                       | 30                     | 5,500      | NA                        | 4                           |
| 6                          | 60          | 40                       | 40                     | 5,576      | 61                        | 35                          |
| 1,200                      | 46          | 40                       | 40                     | 3,200      | 200                       | 26                          |
| 0                          | 20          | 35                       | 35                     | 10,760     | 275                       | 5                           |
| 40                         | 40          | 20                       | 35                     | 4,475      | 125                       | 16                          |
| 10                         | 65          | 12                       | 16                     | 4,295      | 400                       | 16                          |
| 33,125                     | 30,784      |                          |                        | 2,401,551  | 94,376                    | 13,617                      |
| 103                        | 100         | 21.24                    | 35.74                  | 7,047      | 284                       | 41                          |



| SCHOOL NAME<br>OR DISTRICT  | A/V MATERIALS<br>SOFTWARE HARDWARE |        | ADULT STAFF<br>IN FTE'S | NUMBER OF<br>STUDENT ASSIST. | SQ.FT. IN<br>LIBRARY A/V AREA |     |
|-----------------------------|------------------------------------|--------|-------------------------|------------------------------|-------------------------------|-----|
| St. Martin's Academy        |                                    |        |                         |                              |                               |     |
| St. Martin's School         | NA                                 | NA     | .50                     | 0                            | NA                            | 0   |
| St. Martin's Luth. School   |                                    |        |                         |                              |                               |     |
| St. Mary's-Dell Rapids      | 392                                | 45     | NA                      | 0                            | 1,257                         | 495 |
| St. Mary's-Salem            | 343                                | 18     | 1.60                    | 0                            | 360                           | 360 |
| St. Mary's-Sioux Falls      | 1,167                              | 62     | 1.20                    | 5                            | 1,000                         | NA  |
| St. Peter's School          |                                    |        |                         |                              |                               |     |
| St. Thomas School           | 621                                | 36     | .88                     | 0                            | NA                            | 0   |
| Sioux Falls Christian H. S. |                                    |        |                         |                              |                               |     |
| Sioux Falls Lutheran        |                                    |        |                         |                              |                               |     |
| Sunshine Bible Academy      | 130                                | 37     | .30                     | 0                            | 864                           | 0   |
| Zion Lutheran-Rapid City    |                                    |        |                         |                              |                               |     |
| TOTAL                       | 313,353                            | 19,165 |                         | 917.5                        |                               |     |
| AVERAGE                     | 1,023                              | 58     |                         | 2.80                         | 1,618                         | 250 |

| DISTRICT                    | K-12<br>ENROLL. | TOTAL DISTRICT<br>EXPENDITURES | TOTAL LIB/MEDIA<br>EXPENDITURES | File<br>LIB/MEDIA % OF<br>TOTAL EXPEND. | SALARIES  |
|-----------------------------|-----------------|--------------------------------|---------------------------------|---|-----------|
| Aberdeen School Dist.       | 4,650           | \$13,387,556                   | \$176,504                       | 1.32%                                   | \$125,438 |
| Agar School Dist.           | 61              | \$452,056                      | \$10,950                        | 2.42%                                   | \$7,925   |
| Alcester School Dist.       | 405             | \$1,417,998                    | \$17,914                        | 1.26%                                   | \$15,509  |
| Alpena School Dist.         | 122             | \$552,437                      | \$8,421                         | 1.52%                                   | \$3,510   |
| Andes Central School Dist.  | 407             | \$1,326,128                    | \$26,381                        | 1.99%                                   | \$17,805  |
| Arlington School Dist.      | 423             | \$1,332,132                    | \$19,261                        | 1.45%                                   | \$12,645  |
| Armour School Dist.         | 243             | \$881,345                      | \$14,308                        | 1.62%                                   | \$10,494  |
| Artesian School Dist.       | 153             | \$855,320                      | \$16,557                        | 1.94%                                   | \$12,468  |
| Avon School Dist.           | 252             | \$830,072                      | \$17,197                        | 2.07%                                   | \$11,915  |
| Baltic School Dist.         | 361             | \$972,004                      | \$13,291                        | 1.37%                                   | \$8,958   |
| Belle Fourche School Dist.  | 1,114           | \$3,311,202                    | \$50,937                        | 1.54%                                   | \$39,502  |
| Bennett Co. School Dist.    | 599             | \$2,173,391                    | \$38,529                        | 1.77%                                   | \$23,782  |
| Beresford School Dist.      | 678             | \$2,102,175                    | \$37,737                        | 1.80%                                   | \$20,532  |
| Big Stone City School Dist. | 107             | \$633,948                      | \$4,456                         | .70%                                    | \$1,866   |
| Bison School Dist.          | 257             | \$1,077,790                    | \$35,801                        | 3.32%                                   | \$24,101  |
| Bon Homme School Dist.      | 738             | \$2,319,534                    | \$17,906                        | .77%                                    | \$10,986  |
| Bonesteel/Fairfax Sch. Dist | 295             | \$1,261,995                    | \$10,686                        | .85%                                    | \$6,803   |
| Bowdle School Dist.         | 202             | \$920,310                      | \$7,872                         | .86%                                    | \$4,324   |
| Brandon Valley School Dist. | 1,845           | \$5,279,767                    | \$96,216                        | 1.82%                                   | \$65,755  |
| Bridgewater School Dist.    | 238             | \$790,040                      | \$23,728                        | 3.00%                                   | \$18,025  |
| Bristol School Dist.        | 184             | \$783,908                      | \$9,627                         | 1.23%                                   | \$4,632   |
| Britton School Dist.        | 477             | \$1,511,495                    | \$28,254                        | 1.87%                                   | \$17,602  |
| Brookings School Dist.      | 2,582           | \$8,063,466                    | \$154,972                       | 1.92%                                   | \$95,454  |
| Burke School Dist.          | 385             | \$1,071,516                    | \$21,139                        | 1.97%                                   | \$13,985  |
| Canistota School Dist.      | 183             | \$626,191                      | \$9,795                         | 1.56%                                   | \$7,535   |
| Canova School Dist.         | 49              | \$337,410                      | \$328                           | .10%                                    | \$0       |
| Canton School Dist.         | 963             | \$2,870,253                    | \$67,759                        | 2.36%                                   | \$26,869  |

| MATERIALS AND<br>SUPPLIES | PURCHASED<br>SERVICES | OPERATING<br>EXPENDITURE<br>PER CAPITA | LIBRARY MATERIALS<br>PER CAPITA | CAPITAL<br>EXPENDITURES |
|---------------------------|-----------------------|--|---------------------------------|-------------------------|
| \$14,012                  | \$9,511               | \$37.96                                | \$3.01                          | \$1,820                 |
| \$1,528                   | \$23                  | \$179.51                               | \$25.05                         | \$0                     |
| \$120                     | \$0                   | \$44.23                                | \$ .30                          | \$401                   |
| \$1,806                   | \$0                   | \$69.02                                | \$14.80                         | \$2,407                 |
| \$5,367                   | \$60                  | \$64.82                                | \$13.19                         | \$0                     |
| \$4,909                   | \$95                  | \$45.53                                | \$11.61                         | \$0                     |
| \$2,509                   | \$0                   | \$58.88                                | \$10.33                         | \$0                     |
| \$2,013                   | \$40                  | \$108.22                               | \$13.16                         | \$81                    |
| \$2,742                   | \$0                   | \$68.24                                | \$10.88                         | \$0                     |
| \$2,903                   | \$387                 | \$36.82                                | \$8.04                          | \$0                     |
| \$1,743                   | \$613                 | \$45.72                                | \$1.56                          | \$0                     |
| \$10,106                  | \$151                 | \$64.32                                | \$16.87                         | \$0                     |
| \$11,263                  | \$197                 | \$55.66                                | \$16.61                         | \$2,071                 |
| \$1,050                   | \$1,420               | \$41.64                                | \$9.81                          | \$0                     |
| \$7,142                   | \$326                 | \$139.30                               | \$27.79                         | \$0                     |
| \$4,764                   | \$0                   | \$24.26                                | \$6.46                          | \$0                     |
| \$1,902                   | \$539                 | \$36.22                                | \$6.45                          | \$0                     |
| \$2,946                   | \$0                   | \$38.97                                | \$14.58                         | \$0                     |
| \$17,352                  | \$1,465               | \$52.15                                | \$9.40                          | \$0                     |
| \$2,977                   | \$536                 | \$99.70                                | \$12.51                         | \$0                     |
| \$4,327                   | \$106                 | \$52.32                                | \$23.52                         | \$0                     |
| \$6,441                   | \$863                 | \$59.23                                | \$13.50                         | \$0                     |
| \$37,909                  | \$0                   | \$60.02                                | \$14.68                         | \$4,716                 |
| \$4,755                   | \$0                   | \$54.91                                | \$12.35                         | \$0                     |
| \$1,318                   | \$6                   | \$53.52                                | \$7.20                          | \$0                     |
| \$270                     | \$58                  | \$6.69                                 | \$5.51                          | \$0                     |
| \$23,974                  | \$0                   | \$70.36                                | \$24.90                         | \$12,682                |

| DISTRICT                 | K-12<br>ENROLL. | TOTAL DISTRICT<br>EXPENDITURES | TOTAL LIB/MEDIA<br>EXPENDITURES | LIB/MEDIA % OF<br>TOTAL EXPEND. | SALARIES  |
|--------------------------|-----------------|--------------------------------|---------------------------------|---------------------------------|-----------|
| Castlewood School Dist.  | 286             | \$921,670                      | \$11,186                        | 1.21%                           | \$7,020   |
| Centerville School Dist. | 306             | \$929,158                      | NA                              | NA                              | \$0       |
| Chamberlain School Dist. | 1 034           | \$2,935,370                    | \$46,567                        | 1.59%                           | \$23,593  |
| Chester School Dist.     | 291             | \$983,170                      | \$15,786                        | 1.61%                           | \$11,163  |
| Clark School Dist.       | 551             | \$1,513,987                    | \$37,063                        | 2.45%                           | \$25,903  |
| Clear Lake School Dist.  | 573             | \$1,736,723                    | \$38,731                        | 2.23%                           | \$28,764  |
| Colman School Dist.      | 218             | \$894,159                      | \$15,581                        | 1.74%                           | \$7,866   |
| Colome School Dist.      | 223             | \$805,268                      | \$14,483                        | 1.80%                           | \$9,436   |
| Conde School Dist.       | 107             | \$559,599                      | NA                              | NA                              | \$0       |
| Corsica School Dist.     | 266             | \$915,961                      | \$13,844                        | 1.51%                           | \$9,857   |
| Cresbard School Dist.    | 166             | \$714,592                      | \$14,816                        | 2.07%                           | \$10,160  |
| Custer School Dist.      | 1,118           | \$3,574,174                    | \$40,235                        | 1.13%                           | \$20,930  |
| DeSmet School Dist.      | 381             | \$1,138,196                    | \$22,526                        | 1.98%                           | \$10,839  |
| Dell Rapids School Dist. | 663             | \$2,062,568                    | \$38,118                        | 1.85%                           | \$23,185  |
| Delmont School Dist.     | 143             | \$577,136                      | \$10,469                        | 1.81%                           | \$7,532   |
| Deubrook School Dist.    | 275             | \$1,044,915                    | \$16,200                        | 1.55%                           | \$11,956  |
| Doland School Dist.      | 171             | \$757,437                      | \$12,510                        | 1.65%                           | \$7,350   |
| Douglas School Dist.     | 2,681           | \$7,439,787                    | \$367,944                       | 4.95%                           | \$179,235 |
| Dupree School Dist.      | 287             | \$1,446,288                    | \$22,397                        | 1.55%                           | \$15,725  |
| Eagle Butte School Dist. | 907             | \$2,309,604                    | \$27,697                        | 1.20%                           | \$16,857  |
| Edgemont School Dist.    | 305             | \$1,001,153                    | \$26,050                        | 2.60%                           | \$16,054  |
| Egan School Dist.        | 134             | \$564,474                      | \$12,061                        | 2.14%                           | \$9,635   |
| Elk Point School Dist.   | 508             | \$1,562,507                    | \$30,121                        | 1.93%                           | \$19,740  |
| Elkton School Dist.      | 276             | \$1,065,193                    | \$23,117                        | 2.17%                           | \$17,812  |
| Elm Valley School Dist.  | 198             | \$764,204                      | \$10,853                        | 1.42%                           | \$8,300   |
| Emery School Dist.       | 166             | \$678,832                      | \$11,831                        | 1.74%                           | \$8,100   |
| Estelline School Dist.   | 262             | \$885,045                      | \$14,024                        | 1.58%                           | \$8,632   |
| Ethan School Dist.       | 209             | \$727,948                      | NA                              | NA                              | \$0       |
| Eureka School Dist.      | 289             | \$1,012,775                    | \$14,387                        | 1.42%                           | \$9,955   |

| MATERIALS AND<br>SUPPLIES | PURCHASED<br>SERVICES | OPERATING<br>EXPENDITURE<br>PER CAPITA | LIBRARY MATERIALS<br>PER CAPITA | CAPITAL<br>EXPENDITURES |
|---------------------------|-----------------------|--|---------------------------------|-------------------------|
| \$2,034                   | \$241                 | \$39.11                                | \$7.11                          | \$0                     |
| \$0                       | \$0                   | NA                                     | NA                              | \$0                     |
| \$18,846                  | \$237                 | \$45.04                                | \$18.23                         | \$100                   |
| \$2,617                   | \$0                   | \$54.25                                | \$8.99                          | \$0                     |
| \$6,668                   | \$923                 | \$67.26                                | \$12.10                         | \$0                     |
| \$3,542                   | \$844                 | \$67.59                                | \$6.18                          | \$0                     |
| \$6,048                   | \$0                   | \$71.47                                | \$27.74                         | \$0                     |
| \$3,324                   | \$0                   | \$64.95                                | \$14.91                         | \$0                     |
| \$0                       | \$0                   | NA                                     | NA                              | \$0                     |
| \$2,262                   | \$5                   | \$52.05                                | \$8.50                          | \$0                     |
| \$3,399                   | \$0                   | \$89.25                                | \$20.48                         | \$0                     |
| \$14,272                  | \$718                 | \$35.99                                | \$12.77                         | \$187                   |
| \$9,866                   | \$312                 | \$59.12                                | \$25.90                         | \$0                     |
| \$11,641                  | \$110                 | \$57.49                                | \$17.56                         | \$0                     |
| \$1,628                   | \$0                   | \$73.21                                | \$11.38                         | \$0                     |
| \$1,596                   | \$0                   | \$58.91                                | \$5.80                          | \$0                     |
| \$3,267                   | \$0                   | \$73.16                                | \$19.11                         | \$0                     |
| \$82,864                  | \$11,055              | \$137.24                               | \$30.91                         | \$67,120                |
| \$3,668                   | \$0                   | \$78.04                                | \$12.78                         | \$0                     |
| \$6,891                   | \$91                  | \$30.54                                | \$7.60                          | \$1,836                 |
| \$4,800                   | \$924                 | \$85.41                                | \$15.74                         | \$0                     |
| \$661                     | \$0                   | \$90.01                                | \$4.93                          | \$0                     |
| \$6,818                   | \$239                 | \$59.29                                | \$13.42                         | \$0                     |
| \$2,244                   | \$0                   | \$83.76                                | \$8.13                          | \$100                   |
| \$1,096                   | \$0                   | \$54.81                                | \$5.54                          | \$0                     |
| \$1,898                   | \$0                   | \$71.27                                | \$11.43                         | \$0                     |
| \$3,305                   | \$763                 | \$53.53                                | \$12.61                         | \$0                     |
| \$0                       | \$0                   | NA                                     | NA                              | \$0                     |
| \$2,694                   | \$0                   | \$49.78                                | \$9.32                          | \$0                     |

| DISTRICT                    | K-12<br>ENROLL. | TOTAL DISTRICT<br>EXPENDITURES | TOTAL LIB/MEDIA<br>EXPENDITURES | LIB/MEDIA % OF<br>TOTAL EXPEND. | SALARIES |
|-----------------------------|-----------------|--------------------------------|---------------------------------|---------------------------------|----------|
| Faith School Dist.          | 278             | \$900,283                      | \$17,637                        | 1.96%                           | \$13,729 |
| Faulkton School Dist.       | 329             | \$1,241,228                    | \$22,420                        | 1.81%                           | \$18,565 |
| Flandreau School Dist.      | 761             | \$2,153,009                    | \$34,267                        | 1.59%                           | \$20,693 |
| Florence School Dist.       | 151             | \$561,064                      | \$12,589                        | 2.24%                           | \$8,438  |
| Freeman School Dist.        | 457             | \$1,569,814                    | \$37,259                        | 2.37%                           | \$21,362 |
| Garretson School Dist.      | 395             | \$1,615,892                    | \$27,176                        | 1.68%                           | \$17,169 |
| Gary School Dist.           | 103             | \$464,156                      | NA                              | NA                              | \$0      |
| Gayville-Volin School Dist. | 187             | \$558,598                      | \$15,151                        | 2.71%                           | \$7,658  |
| Geddes School Dist.         | 159             | \$595,293                      | \$12,454                        | 2.09%                           | \$8,910  |
| Gettysburg School Dist.     | 379             | \$1,144,408                    | \$32,312                        | 2.82%                           | \$20,220 |
| Glenham School Dist.        | 41              | \$267,438                      | \$2,641                         | .99%                            | \$1,500  |
| Grant Deuel School Dist.    | 286             | \$903,347                      | \$19,979                        | 2.21%                           | \$13,972 |
| Gregory School Dist.        | 554             | \$1,666,810                    | \$32,119                        | 1.93%                           | \$22,600 |
| Groton School Dist.         | 568             | \$2,071,806                    | \$40,499                        | 1.95%                           | \$27,481 |
| Haakon School Dist.         | 595             | \$1,799,865                    | \$26,084                        | 1.45%                           | \$18,559 |
| Hamlin School Dist.         | 626             | \$1,924,606                    | NA                              | NA                              | \$0      |
| Hanson School Dist.         | 408             | \$1,231,053                    | \$32,763                        | 2.66%                           | \$23,418 |
| Harding Co. School Dist.    | 343             | \$1,442,247                    | \$37,776                        | 2.62%                           | \$22,592 |
| Harrisburg School Dist.     | 599             | \$1,624,674                    | \$37,200                        | 2.29%                           | \$24,035 |
| Harrold School Dist.        | 149             | \$753,406                      | \$10,869                        | 1.44%                           | \$6,863  |
| Hecla-Houghton Sch. Dist.   | 191             | \$749,298                      | \$14,493                        | 1.93%                           | \$12,196 |
| Henry School Dist.          | 119             | \$462,929                      | \$1,247                         | .27%                            | \$0      |
| Herreld School Dist.        | 170             | \$651,449                      | \$11,164                        | 1.71%                           | \$5,843  |
| Hill City School Dist.      | 519             | \$1,617,868                    | \$33,342                        | 2.06%                           | \$20,397 |
| Hitchcock School Dist.      | 139             | \$590,021                      | \$8,409                         | 1.43%                           | \$5,884  |
| Hosmer School Dist.         | 128             | \$536,233                      | \$6,197                         | 1.16%                           | \$3,600  |
| Hot Springs School Dist.    | 1,056           | \$3,311,815                    | \$52,241                        | 1.58%                           | \$39,363 |
| Hoven School Dist.          | 247             | \$1,131,023                    | NA                              | NA                              | \$0      |
| Howard School Dist.         | 489             | \$1,443,082                    | \$29,051                        | 2.01%                           | \$16,779 |

| MATERIALS AND<br>SUPPLIES | OPERATING<br>EXPENDITURE<br>PER CAPITA | LIBRARY MATERIALS<br>PER CAPITA | CAPITAL<br>EXPENDITURES |
|---------------------------|--|---------------------------------|-------------------------|
| \$1,512                   | \$63.44                                | \$5.44                          | \$0                     |
| \$0                       | \$68.15                                | \$0.00                          | \$0                     |
| \$9,578                   | \$43.88                                | \$12.26                         | \$0                     |
| \$2,701                   | \$83.37                                | \$17.89                         | \$0                     |
| \$9,405                   | \$81.53                                | \$20.58                         | \$0                     |
| \$6,853                   | \$68.80                                | \$17.35                         | \$0                     |
| \$0                       | NA                                     | NA                              | \$0                     |
| \$3,312                   | \$81.02                                | \$17.71                         | \$0                     |
| \$2,029                   | \$78.33                                | \$12.76                         | \$0                     |
| \$7,767                   | \$85.26                                | \$20.49                         | \$0                     |
| \$958                     | \$64.41                                | \$23.37                         | \$0                     |
| \$3,331                   | \$69.86                                | \$11.65                         | \$0                     |
| \$6,174                   | \$57.98                                | \$11.14                         | \$0                     |
| \$8,638                   | \$71.30                                | \$15.21                         | \$0                     |
| \$3,920                   | \$43.84                                | \$6.59                          | \$0                     |
| \$0                       | NA                                     | NA                              | \$0                     |
| \$5,472                   | \$80.30                                | \$13.41                         | \$0                     |
| \$11,110                  | \$110.13                               | \$32.39                         | \$0                     |
| \$7,476                   | \$62.10                                | \$12.48                         | \$0                     |
| \$2,809                   | \$72.95                                | \$18.85                         | \$0                     |
| \$602                     | \$75.88                                | \$3.15                          | \$0                     |
| \$1,247                   | \$10.48                                | \$10.48                         | \$0                     |
| \$4,151                   | \$65.67                                | \$24.42                         | \$0                     |
| \$8,096                   | \$64.24                                | \$15.60                         | \$0                     |
| \$1,432                   | \$60.50                                | \$10.30                         | \$0                     |
| \$2,078                   | \$48.41                                | \$16.23                         | \$0                     |
| \$3,844                   | \$49.47                                | \$3.64                          | \$0                     |
| \$0                       | NA                                     | NA                              | \$0                     |
| \$8,535                   | \$59.41                                | \$17.45                         | \$0                     |

| DISTRICT                   | K-12<br>ENROLL. | TOTAL DISTRICT<br>EXPENDITURES | TOTAL LIB/MEDIA<br>EXPENDITURES | LIB/MEDIA % OF<br>TOTAL EXPEND. | SALARIES |
|----------------------------|-----------------|--------------------------------|---------------------------------|---------------------------------|----------|
| Hurley School Dist.        | 175             | \$679,495                      | \$16,707                        | 2.46%                           | \$10,920 |
| Huron School Dist.         | 2,466           | \$6,977,568                    | \$18,909                        | .27%                            | (\$337)  |
| Hyde School Dist.          | 320             | \$1,142,597                    | \$22,436                        | 1.96%                           | \$11,269 |
| Ipswich School Dist.       | 368             | \$1,364,567                    | \$11,834                        | .87%                            | \$4,327  |
| Irene School Dist.         | 278             | \$874,298                      | \$26,440                        | 3.02%                           | \$17,500 |
| Iroquois School Dist.      | 280             | \$986,265                      | \$23,136                        | 2.35%                           | \$15,523 |
| Isabel School Dist.        | 126             | \$491,056                      | \$11,086                        | 2.26%                           | \$7,798  |
| Java School Dist.          | 53              | \$383,082                      | \$4,599                         | 1.20%                           | \$3,577  |
| Jefferson School Dist.     | 675             | \$2,588,914                    | \$35,165                        | 1.36%                           | \$23,286 |
| Jones Co. School Dist.     | 263             | \$994,611                      | \$38,740                        | 3.89%                           | \$28,904 |
| Kadoka School Dist.        | 417             | \$1,599,309                    | \$20,739                        | 1.30%                           | \$15,262 |
| Kimball School Dist.       | 381             | \$1,164,776                    | \$29,356                        | 2.52%                           | \$17,810 |
| Lake Central School Dist.  | 1,331           | \$3,701,754                    | \$56,180                        | 1.52%                           | \$45,712 |
| Lake Preston School Dist.  | 266             | \$985,015                      | \$18,111                        | 1.84%                           | \$11,949 |
| Langford School Dist.      | 288             | \$950,433                      | \$19,042                        | 2.00%                           | \$12,803 |
| Lead-Deadwood School Dist. | 1,415           | \$4,378,433                    | \$77,842                        | 1.78%                           | \$37,907 |
| Lemmon School Dist.        | 618             | \$2,145,251                    | \$23,769                        | 1.11%                           | \$14,934 |
| Lennox School Dist.        | 1,353           | \$3,538,102                    | \$20,975                        | .59%                            | \$17,736 |
| Leola School Dist.         | 305             | \$1,034,600                    | \$21,912                        | 2.12%                           | \$14,974 |
| Letcher School Dist.       | 159             | \$503,466                      | \$13,171                        | 2.62%                           | \$8,308  |
| Lyman School Dist.         | 415             | \$2,066,324                    | \$45,620                        | 2.21%                           | \$31,693 |
| Marion School Dist.        | 318             | \$979,253                      | \$29,360                        | 3.00%                           | \$17,048 |
| McIntosh School Dist.      | 250             | \$1,296,598                    | \$21,373                        | 1.65%                           | \$16,113 |
| McLaughlin School Dist.    | 453             | \$1,969,731                    | \$38,500                        | 1.95%                           | \$25,638 |
| Meade School Dist.         | 2,989           | \$7,853,731                    | \$121,153                       | 1.54%                           | \$39,750 |
| Menno School Dist.         | 349             | \$991,794                      | \$20,068                        | 2.02%                           | \$12,747 |
| Midland School Dist.       | 127             | \$518,023                      | \$9,145                         | 1.77%                           | \$7,025  |
| Milbank School Dist.       | 1,275           | \$4,543,005                    | \$132,163                       | 2.91%                           | \$95,336 |
| Miller School Dist.        | 642             | \$2,000,720                    | \$38,619                        | 1.93%                           | \$28,415 |



| MATERIALS AND<br>SUPPLIES | PURCHASED<br>SERVICES | OPERATING<br>EXPENDITURE<br>PER CAPITA | LIBRARY MATERIALS<br>PER CAPITA | CAPITAL<br>EXPENDITURES |
|---------------------------|-----------------------|--|---------------------------------|-------------------------|
| \$3,193                   | \$124                 | \$95.47                                | \$18.25                         | \$0                     |
| \$19,207                  | \$0                   | \$7.67                                 | \$7.79                          | \$0                     |
| \$8,476                   | \$459                 | \$70.11                                | \$26.49                         | \$0                     |
| \$7,187                   | \$0                   | \$32.16                                | \$19.53                         | \$0                     |
| \$5,210                   | \$349                 | \$95.11                                | \$18.74                         | \$0                     |
| \$5,094                   | \$478                 | \$82.63                                | \$18.19                         | \$0                     |
| \$2,210                   | \$118                 | \$87.98                                | \$17.54                         | \$0                     |
| \$322                     | \$0                   | \$86.77                                | \$6.08                          | \$0                     |
| \$8,257                   | \$298                 | \$52.10                                | \$12.23                         | \$0                     |
| \$5,152                   | \$65                  | \$147.30                               | \$19.59                         | \$0                     |
| \$1,686                   | \$923                 | \$49.73                                | \$4.04                          | \$0                     |
| \$8,403                   | \$0                   | \$77.05                                | \$22.06                         | \$0                     |
| \$0                       | \$0                   | \$42.21                                | \$0.00                          | \$0                     |
| \$4,577                   | \$0                   | \$68.09                                | \$17.21                         | \$0                     |
| \$4,218                   | \$85                  | \$66.12                                | \$14.65                         | \$0                     |
| \$28,155                  | \$2,980               | \$55.01                                | \$19.90                         | \$0                     |
| \$5,783                   | \$0                   | \$38.46                                | \$9.36                          | \$300                   |
| \$0                       | \$0                   | \$15.50                                | \$0.00                          | \$0                     |
| \$4,236                   | \$0                   | \$71.84                                | \$13.89                         | \$0                     |
| \$1,087                   | \$2,102               | \$82.84                                | \$6.84                          | \$0                     |
| \$7,490                   | \$1,079               | \$109.93                               | \$18.05                         | \$0                     |
| \$8,495                   | \$392                 | \$92.33                                | \$26.71                         | \$0                     |
| \$1,906                   | \$340                 | \$85.49                                | \$7.62                          | \$0                     |
| \$7,696                   | \$230                 | \$84.99                                | \$16.99                         | \$0                     |
| \$11,240                  | \$64,164              | \$40.53                                | \$3.76                          | \$0                     |
| \$4,159                   | \$0                   | \$57.50                                | \$11.92                         | \$773                   |
| \$765                     | \$0                   | \$72.01                                | \$6.02                          | \$0                     |
| \$16,913                  | \$3,831               | \$103.66                               | \$13.27                         | \$0                     |
| \$5,263                   | \$187                 | \$60.15                                | \$8.20                          | \$0                     |

| DISTRICT                   | K-12<br>ENROLL. | TOTAL DISTRICT<br>EXPENDITURES | TOTAL LIB/MEDIA<br>EXPENDITURES | LIB/MEDIA % OF<br>TOTAL EXPEND. | SALARIES  |
|----------------------------|-----------------|--------------------------------|---------------------------------|---------------------------------|-----------|
| Mitchell School Dist.      | 2,665           | \$8,036,923                    | \$172,063                       | 2.14%                           | \$110,855 |
| Mobridge School Dist.      | 803             | \$2,242,269                    | \$51,044                        | 2.28%                           | \$30,981  |
| Montrose School Dist.      | 218             | \$719,892                      | \$22,620                        | 3.14%                           | \$17,000  |
| Mt. Vernon School Dist.    | 192             | \$720,083                      | \$13,869                        | 1.93%                           | \$9,277   |
| New Effington School Dist. | 161             | \$661,422                      | \$9,936                         | 1.50%                           | \$7,448   |
| New Underwood School Dist. | 218             | \$684,545                      | \$15,114                        | 2.21%                           | \$9,427   |
| Newell School Dist.        | 511             | \$1,643,211                    | \$26,486                        | 1.61%                           | \$20,326  |
| Northwestern School Dist.  | 319             | \$984,117                      | \$1,132                         | .12%                            | \$0       |
| Oelrichs School Dist.      | 109             | \$468,169                      | \$10,414                        | 2.22%                           | \$8,125   |
| Oldham School Dist.        | 52              | \$364,531                      | \$201                           | .06%                            | \$0       |
| Parker School Dist.        | 378             | \$1,261,548                    | \$28,590                        | 2.27%                           | \$20,089  |
| Parkston School Dist.      | 606             | \$2,011,098                    | \$28,428                        | 1.41%                           | \$17,205  |
| Pierre School Dist.        | 2,615           | \$7,783,800                    | \$116,108                       | 1.49%                           | \$72,533  |
| Plankinton School Dist.    | 280             | \$783,781                      | \$22,459                        | 2.87%                           | \$15,742  |
| Platte School Dist.        | 523             | \$1,477,740                    | \$20,934                        | 1.42%                           | \$15,675  |
| Pollock School Dist.       | 126             | \$508,246                      | \$4,564                         | .90%                            | \$2,000   |
| Polo School Dist.          | 52              | \$311,134                      | \$10,477                        | 3.37%                           | \$8,075   |
| Ramona School Dist.        | 152             | \$593,323                      | \$15,770                        | 2.66%                           | \$8,325   |
| Rapid City School Dist.    | 12,630          | \$36,578,979                   | \$886,355                       | 2.42%                           | \$592,866 |
| Redfield School Dist.      | 756             | \$2,321,040                    | \$61,803                        | 2.66%                           | \$38,787  |
| Roscoe School Dist.        | 166             | \$660,486                      | \$12,088                        | 1.83%                           | \$8,237   |
| Rosholt School Dist.       | 207             | \$790,284                      | \$13,873                        | 1.76%                           | \$11,160  |
| Roslyn School Dist.        | 207             | \$849,835                      | \$12,454                        | 1.47%                           | \$8,050   |
| Rutland School Dist.       | 138             | \$619,660                      | \$7,765                         | 1.25%                           | \$4,719   |
| Salem School Dist.         | 326             | \$1,181,070                    | \$12,906                        | 1.09%                           | \$7,200   |
| Scotland School Dist.      | 448             | \$1,540,512                    | \$28,281                        | 1.84%                           | \$20,142  |
| Selby School Dist.         | 266             | \$976,334                      | \$28,100                        | 2.38%                           | \$20,904  |
| Shannon Co. School Dist.   | 795             | \$8,361,009                    | NA                              | NA                              | \$0       |
| Sioux Falls School Dist.   | 14,539          | \$44,677,206                   | \$912,037                       | 2.04%                           | \$599,680 |

| MATERIALS AND<br>SUPPLIES | PURCHASED<br>SERVICES | OPERATING<br>EXPENDITURE<br>PER CAPITA | LIBRARY MATERIALS<br>PER CAPITA | CAPITAL<br>EXPENDITURES |
|---------------------------|-----------------------|--|---------------------------------|-------------------------|
| \$34,534                  | \$5,740               | \$64.56                                | \$12.96                         | \$0                     |
| \$9,403                   | \$1,778               | \$63.57                                | \$11.71                         | \$1,364                 |
| \$2,087                   | \$803                 | \$103.76                               | \$9.57                          | \$0                     |
| \$2,535                   | \$0                   | \$72.23                                | \$13.20                         | \$0                     |
| \$805                     | \$352                 | \$61.71                                | \$5.00                          | \$0                     |
| \$3,513                   | \$364                 | \$69.33                                | \$16.11                         | \$0                     |
| \$2,883                   | \$0                   | \$51.83                                | \$5.64                          | \$0                     |
| \$1,132                   | \$0                   | \$3.55                                 | \$3.55                          | \$0                     |
| \$1,276                   | \$26                  | \$95.54                                | \$11.71                         | \$0                     |
| \$201                     | \$0                   | \$3.87                                 | \$3.87                          | \$0                     |
| \$5,339                   | \$42                  | \$75.63                                | \$14.12                         | \$0                     |
| \$7,559                   | \$42                  | \$46.91                                | \$12.47                         | \$0                     |
| \$31,529                  | \$0                   | \$44.40                                | \$12.06                         | \$0                     |
| \$2,837                   | \$0                   | \$80.21                                | \$10.13                         | \$0                     |
| \$2,499                   | \$0                   | \$40.03                                | \$4.78                          | \$0                     |
| \$2,319                   | \$0                   | \$36.22                                | \$18.40                         | \$0                     |
| \$1,029                   | \$0                   | \$201.48                               | \$19.79                         | \$0                     |
| \$964                     | \$0                   | \$103.75                               | \$6.34                          | \$5,051                 |
| \$148,381                 | \$26,668              | \$70.18                                | \$11.75                         | \$7,288                 |
| \$16,497                  | \$482                 | \$81.75                                | \$21.82                         | \$0                     |
| \$2,252                   | \$118                 | \$72.82                                | \$13.57                         | \$0                     |
| \$725                     | \$0                   | \$67.02                                | \$3.50                          | \$0                     |
| \$2,717                   | \$0                   | \$60.16                                | \$13.13                         | \$0                     |
| \$2,284                   | \$0                   | \$56.27                                | \$16.55                         | \$0                     |
| \$3,756                   | \$672                 | \$39.59                                | \$11.52                         | \$0                     |
| \$3,827                   | \$0                   | \$63.13                                | \$8.54                          | \$0                     |
| \$3,825                   | \$0                   | \$105.64                               | \$14.38                         | \$0                     |
| \$0                       | \$0                   | NA                                     | NA                              | \$0                     |
| \$207,658                 | \$6,207               | \$62.73                                | \$14.28                         | \$0                     |

| DISTRICT                   | K-12<br>ENROLL. | TOTAL DISTRICT<br>EXPENDITURES | TOTAL LIB/MEDIA<br>EXPENDITURES | LIB/MEDIA % OF<br>TOTAL EXPEND. | SALARIES  |
|----------------------------|-----------------|--------------------------------|---------------------------------|---------------------------------|-----------|
| Sioux Valley School Dist.  | 555             | \$1,771,118                    | \$33,033                        | 1.87%                           | \$27,067  |
| Sisseton School Dist.      | 1,162           | \$3,803,504                    | \$67,673                        | 1.78%                           | \$40,506  |
| Smee School Dist.          | 146             | \$693,640                      | \$9,829                         | 1.42%                           | \$6,187   |
| South Shore School Dist.   | 153             | \$600,061                      | \$2,469                         | .41%                            | \$0       |
| Spearfish School Dist.     | 1,814           | \$5,303,981                    | \$97,863                        | 1.85%                           | \$58,923  |
| Spencer School Dist.       | 108             | \$406,670                      | \$8,651                         | 2.13%                           | \$6,740   |
| Stanley Co. School Dist.   | 595             | \$1,788,375                    | \$39,676                        | 2.22%                           | \$23,810  |
| Stickney School Dist.      | 190             | \$626,331                      | \$11,503                        | 1.84%                           | \$8,166   |
| Sully Buttes School Dist.  | 388             | \$1,669,644                    | \$26,089                        | 1.56%                           | \$21,778  |
| Summit School Dist.        | 134             | \$560,811                      | \$13,657                        | 2.44%                           | \$7,050   |
| Timber Lake School Dist.   | 322             | \$980,318                      | \$8,516                         | .87%                            | \$6,034   |
| Todd Co. School Dist.      | 1,934           | \$7,472,465                    | \$48,510                        | .65%                            | \$31,956  |
| Tri-Valley School Dist.    | 723             | \$2,081,426                    | \$27,298                        | 1.31%                           | \$16,847  |
| Tripp School Dist.         | 206             | \$732,789                      | \$16,079                        | 2.19%                           | \$11,682  |
| Tulare School Dist.        | 201             | \$809,507                      | \$15,573                        | 1.92%                           | \$12,972  |
| Veblen School Dist.        | 141             | \$704,623                      | \$11,957                        | 1.70%                           | \$8,624   |
| Vermillion School Dist.    | 1,380           | \$4,244,869                    | \$99,076                        | 2.33%                           | \$73,296  |
| Viborg School Dist.        | 296             | \$859,754                      | \$2,698                         | .31%                            | \$0       |
| Wagner School Dist.        | 719             | \$2,199,882                    | \$34,127                        | 1.55%                           | \$24,302  |
| Wakonda School Dist.       | 214             | \$928,300                      | \$17,424                        | 1.88%                           | \$8,479   |
| Wall School Dist.          | 347             | \$1,247,232                    | \$22,485                        | 1.80%                           | \$16,085  |
| Warner School Dist.        | 280             | \$896,588                      | \$11,268                        | 1.26%                           | \$7,144   |
| Watertown School Dist.     | 3,663           | \$8,832,547                    | \$170,001                       | 1.92%                           | \$108,531 |
| Waubay School Dist.        | 316             | \$1,041,626                    | \$22,047                        | 2.12%                           | \$11,858  |
| Waverly School Dist.       | 105             | \$428,541                      | \$7,603                         | 1.77%                           | \$4,767   |
| Webster School Dist.       | 739             | \$1,905,522                    | \$44,716                        | 2.35%                           | \$28,790  |
| Wessington School Dist.    | 154             | \$647,181                      | \$11,772                        | 1.82%                           | \$8,179   |
| Wess. Springs School Dist. | 523             | \$1,726,011                    | \$37,069                        | 2.15%                           | \$24,762  |
| West Central School Dist.  | 900             | \$2,567,993                    | \$44,213                        | 1.72%                           | \$19,477  |

| MATERIALS AND<br>SUPPLIES | PURCHASED<br>SERVICES | OPERATING<br>EXPENDITURE<br>PER CAPITA | LIBRARY MATERIALS PER CAPITA | CAPITAL<br>EXPENDITURES |
|---------------------------|-----------------------|--|------------------------------|-------------------------|
| \$1,921                   | \$46                  | \$59.52                                | \$3.46                       | \$0                     |
| \$17,357                  | \$3,011               | \$58.24                                | \$14.94                      | \$0                     |
| \$2,933                   | \$0                   | \$67.32                                | \$20.09                      | \$0                     |
| \$1,596                   | \$874                 | \$16.14                                | \$10.43                      | \$0                     |
| \$21,618                  | \$3,462               | \$53.95                                | \$11.92                      | \$0                     |
| \$1,092                   | \$0                   | \$80.10                                | \$10.11                      | \$0                     |
| \$10,927                  | \$765                 | \$66.68                                | \$18.36                      | \$0                     |
| \$2,100                   | \$0                   | \$60.54                                | \$11.05                      | \$0                     |
| \$465                     | \$0                   | \$67.24                                | \$1.20                       | \$0                     |
| \$5,328                   | \$0                   | \$101.92                               | \$39.76                      | \$0                     |
| \$1,614                   | \$380                 | \$26.45                                | \$5.01                       | \$0                     |
| \$11,626                  | \$0                   | \$25.08                                | \$6.01                       | \$0                     |
| \$7,033                   | \$0                   | \$37.76                                | \$9.73                       | \$598                   |
| \$2,262                   | \$0                   | \$78.05                                | \$10.98                      | \$0                     |
| \$1,173                   | \$0                   | \$77.48                                | \$5.84                       | \$0                     |
| \$1,850                   | \$0                   | \$84.80                                | \$13.12                      | \$0                     |
| \$12,427                  | \$139                 | \$71.79                                | \$9.01                       | \$0                     |
| \$2,676                   | \$21                  | \$9.11                                 | \$9.04                       | \$0                     |
| \$6,067                   | \$10                  | \$47.46                                | \$8.44                       | \$0                     |
| \$4,980                   | \$0                   | \$81.42                                | \$23.27                      | \$0                     |
| \$2,865                   | \$67                  | \$64.80                                | \$8.26                       | \$0                     |
| \$3,439                   | \$0                   | \$40.24                                | \$12.28                      | \$0                     |
| \$44,738                  | \$1,705               | \$46.41                                | \$12.21                      | \$0                     |
| \$8,136                   | \$0                   | \$69.77                                | \$25.75                      | \$0                     |
| \$2,210                   | \$48                  | \$72.41                                | \$21.05                      | \$0                     |
| \$10,321                  | \$1,083               | \$60.51                                | \$13.97                      | \$0                     |
| \$1,550                   | \$1,050               | \$76.44                                | \$10.06                      | \$0                     |
| \$6,733                   | \$1,148               | \$70.88                                | \$12.87                      | \$0                     |
| \$8,880                   | \$2,994               | \$49.13                                | \$9.87                       | \$9,323                 |

| DISTRICT                 | K-12<br>ENROLL. | TOTAL DISTRICT<br>EXPENDITURES | TOTAL LIB/MEDIA<br>EXPENDITURES | LIB/MEDIA % OF<br>TOTAL EXPEND. | SALARIES    |
|--------------------------|-----------------|--------------------------------|---------------------------------|---------------------------------|-------------|
| White Lake School Dist.  | 157             | \$649,458                      | \$12,233                        | 1.88%                           | \$7,460     |
| White River School Dist. | 446             | \$1,898,593                    | \$25,521                        | 1.34%                           | \$19,150    |
| Willow Lake School Dist. | 220             | \$854,531                      | \$10,923                        | 1.28%                           | \$8,122     |
| Wilmot School Dist.      | 352             | \$1,101,562                    | \$21,989                        | 2.00%                           | \$14,843    |
| Winner School Dist.      | 1,133           | \$3,283,768                    | \$84,276                        | 2.57%                           | \$46,782    |
| Wolsey School Dist.      | 245             | \$786,723                      | \$23,106                        | 2.94%                           | \$14,940    |
| Wood School Dist.        | 122             | \$536,362                      | \$6,034                         | 1.12%                           | \$3,120     |
| Woonsocket School Dist.  | 279             | \$797,469                      | \$11,773                        | 1.48%                           | \$9,721     |
| Yankton School Dist.     | 2,735           | \$7,359,019                    | \$109,064                       | 1.48%                           | \$60,825    |
| TOTAL                    | 124,323         | \$396,959,859                  | \$7,232,277                     |                                 | \$4,623,575 |
| AVERAGE                  |                 |                                | \$41,565                        |                                 | \$25,545    |

| MATERIALS AND<br>SUPPLIES | PURCHASED<br>SERVICES | OPERATING<br>EXPENDITURE<br>PER CAPITA | LIBRARY MATERIALS<br>PER CAPITA | CAPITAL<br>EXPENDITURES |
|---------------------------|-----------------------|--|---------------------------------|-------------------------|
| \$1,824                   | \$258                 | \$77.92                                | \$11.62                         | \$0                     |
| \$1,995                   | \$1,169               | \$57.22                                | \$4.47                          | \$0                     |
| \$1,467                   | \$0                   | \$49.65                                | \$6.67                          | \$0                     |
| \$5,197                   | \$0                   | \$62.47                                | \$14.76                         | \$0                     |
| \$23,314                  | \$2,611               | \$74.38                                | \$20.58                         | \$4,065                 |
| \$5,153                   | \$118                 | \$94.31                                | \$21.03                         | \$0                     |
| \$2,581                   | \$75                  | \$49.46                                | \$21.16                         | \$0                     |
| \$870                     | \$0                   | \$42.20                                | \$3.12                          | \$0                     |
| \$36,505                  | \$0                   | \$39.88                                | \$13.35                         | \$0                     |
| \$1,484,696               | \$182,421             |  |                                 | \$122,283               |
| \$8,203                   | \$1,008               | \$64.88                                | \$12.90                         | \$676                   |



**STATISTICS OF  
SOUTH DAKOTA  
SCHOOL LIBRARIES**

**1987 - 1988**

Compiled by  
Donna Gilliland  
South Dakota State Library  
1989



|                           |         |
|---------------------------|---------|
| Public schools . . . . .  | Page 4  |
| BIA schools . . . . .     | Page 40 |
| Private schools . . . . . | Page 44 |
| Financial data . . . . .  | Page 56 |

## INTRODUCTION

Statistical information for school libraries in South Dakota has been compiled for the school year of 1987-88. This publication is the primary result of that effort, although the information collected is used each year to respond to a variety of requests for information about school libraries in the state. "Thank you" to each librarian who takes time from his/her busy schedule to complete and return the report in a timely manner.

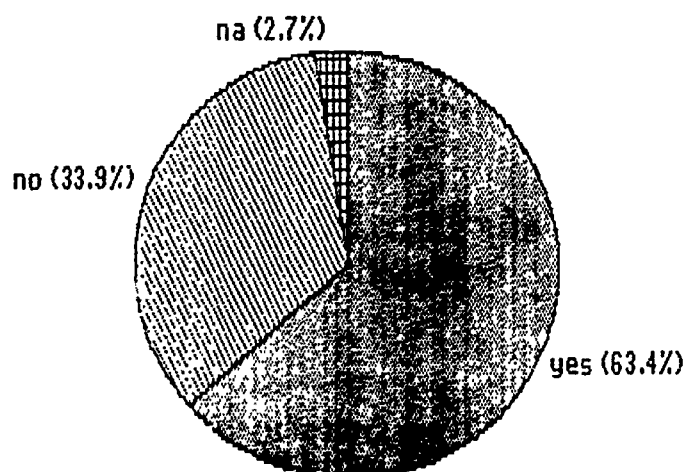
The information provided in this document is only as good as that supplied in the reports. Due to an idiosyncrasy in the computer program, it is not possible to indicate estimations in the final report. The reader may assume that round numbers are probably estimates. Examples might include a total circulation of 10,000 items, or a library where the total volumes and total book circulation are exactly equal.

## MAJOR FINDINGS

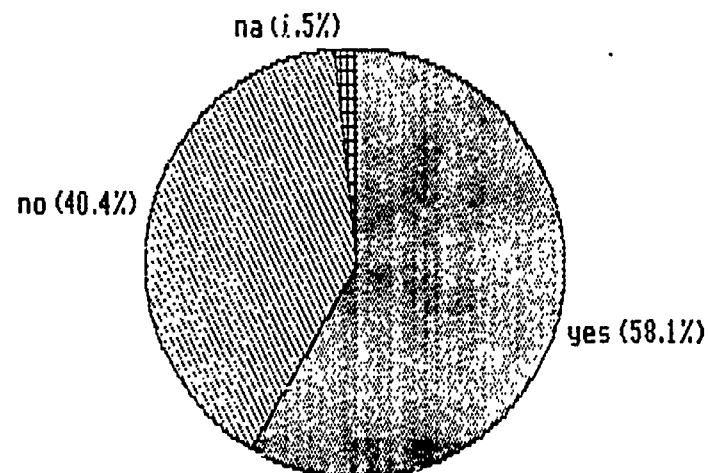
School libraries in South Dakota are busy places, with the average library circulating 11,459 items in 1987-88. This is a slight increase (1.3%) from 1986-87. The average total size of book collections remained almost unchanged with 7,059 volumes in 1987-88, compared with 7,047 volumes in 1986-87. The number of volumes added to the average collection increased by 19.5% to 353 items. The number of periodical subscriptions also increased slightly, with the average library receiving 42.5 titles in 1987-88, compared with 41 titles in 1986-87. The size of audiovisual software collections increased by 2.7% to 1,052 items. There were also slight gains in the physical size of library/media facilities. In 1987-88, the average library occupied 1,656 square feet, compared with 1,618 square feet in 1986-87. Audiovisual areas occupied 264 square feet in 1987-88, this compares to 250 square feet in 1986-87. It is difficult to determine the accuracy of information regarding physical space for libraries and media areas. Many (perhaps a majority) of the reports do not provide a separate response for square footage of audiovisual areas, but may say something like "included in library". The reality may be that libraries are smaller than indicated, and audiovisual areas are larger.

For the first time, an effort was made to include data concerning policies and services provided by school libraries. The results are represented by the following pie-graphs. On each graph, "na" is an indication of the libraries that did not answer that particular question. In general, the results were not a big surprise; except perhaps for bibliography service, where it was an unexpected finding that less than half of the libraries are providing this service.

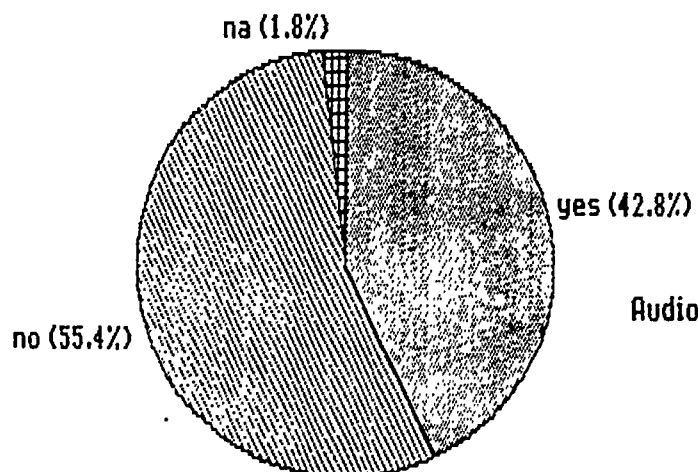
Board-adopted Materials Selection Policies



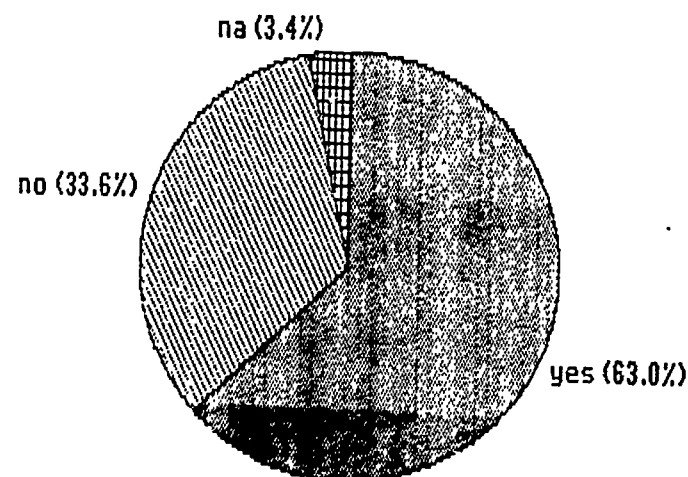
School Libraries That Provide Interlibrary Loan



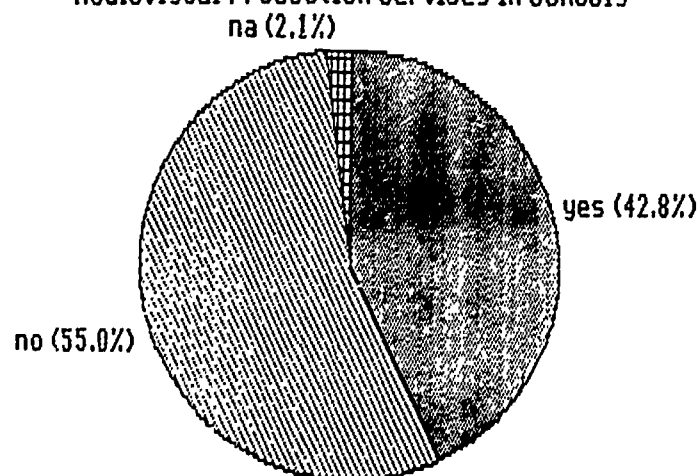
School Libraries That Prepare Bibliographies



School Libraries That Permit Public Use



Audiovisual Production Services in Schools



## FINANCIAL DATA

The information in this section is compiled from the educational media section of the annual reports submitted by business managers of public school districts to the Division of Education. This information is not readily available for private or BIA schools. The following notes are intended to explain the categories used in this section of the document.

Total district expenditure = the district's total operating expenditure for the school year, 1987-88.

Total library/media expenditure includes all expenses related to the library/media program (salaries, benefits, materials, special services, capital expenditure etc.).

The third column provides a percentage of the districts total budget that is spent for library/media services. In 1987-88, the ten districts with the highest percentage were (in rank order): Douglas, Jones Co., Polo, Bison, Florence, Tripp, Milbank, Waverly, Irene, and Plankinton.

Salaries = wages, excluding benefits.

Materials and supplies = print and nonprint materials and supplies purchased for the library/media center.

Purchased services = contractual services, cleaning, repair and maintenance of equipment, purchase of professional and/or technical services.

Operating expenditures per capita = the average cost per student for library/media services.

Library materials per capita = the average amount each district spends per student to purchase print and nonprint materials. In 1987-88, this ranged between \$0.00 in eleven districts (may or may not be correct, this is what was reported) and \$59.31 at Florence.

Capital expenditure = money spent to purchase new furnishings, equipment, remodeling etc.

File: libstats8788

| SCHOOL NAME<br>OR DISTRICT | ENROLL.<br>SERVED | TOTAL<br>CIRCULATION | CIRCULATION<br>PER CAPITA | BOOK<br>CIRCULATION | CIRCULATION<br>PER VOLUME | INTERLIBRARY<br>LOAN REQUESTS<br>PRINT | AUDIOVISUAL |
|----------------------------|-------------------|----------------------|---------------------------|---------------------|---------------------------|--|-------------|
| Aberdeen Central HS        | 963               | 19,448               | 20.20                     | 8,375               | .54                       | 147                                    | 71          |
| Holgate Jr. High           | 325               | 9,433                | 29.02                     | 7,480               | .45                       | 99                                     | 381         |
| Simmons Jr. High           | 455               | 7,200                | 15.82                     | 6,000               | .71                       | 20                                     | 51          |
| C.C. Lee Elementary        | 451               | 23,607               | 52.34                     | 22,290              | 2.27                      | 5                                      | 413         |
| Henry Neill Elementary     | 393               | 15,350               | 39.06                     | 14,400              | 2.01                      | ONA                                    |             |
| Howard Hedger Elem.        | 346               | 14,100               | 40.75                     | 13,000              | 1.81                      | ONA                                    |             |
| Lincoln Elementary         | 388               | 23,862               | 61.50                     | 22,127              | 2.46                      | 0                                      | 271         |
| May Overby Elementary      | 308               | 13,860               | 45.00                     | 13,500              | 1.86NA                    | NA                                     |             |
| O.M. Tiffany Elem.         | 383               | 20,653               | 53.92                     | 19,213              | 2.53                      | 0                                      | 206         |
| Simmons Elementary         | 376               | 19,160               | 50.96                     | 17,815              | 2.88                      | 0                                      | 283         |
| Elementary IMC             |                   | 4,685 NA             |                           | 0 NA                |                           | NA                                     | NA          |
| Agar Elementary            |                   |                      |                           |                     |                           |  |             |
| Alcester High School       | 175               | 4,200                | 24.00                     | 1,750               | .35                       | 70                                     | 125         |
| Alcester Elementary        | 250               | 18,000               | 72.00                     | 18,000              | 3.50NA                    | NA                                     |             |
| Hudson Elementary          | 45                | 1,800                | 40.00                     | 1,500               | .31                       | 10                                     | 30          |
| Alpena High School         | 43                | 500                  | 11.63                     | 500                 | .20                       | 81                                     | 32          |
| Alpena Elementary          | 82                | 2,652                | 32.34                     | 2,652               | 1.64                      |  |             |
| Andas Central H.S.         |                   |                      |                           |                     |                           |  |             |
| Andas Central Elem.        |                   |                      |                           |                     |                           |  |             |
| Arlington High School      | 202               | 2,354                | 11.65                     | 1,567               | .26                       | 155                                    | 65          |
| Arnour High School         | 244               | 989                  | 4.05                      | 300                 | .04                       | 466                                    | 61          |
| Artesian High School       |                   |                      |                           |                     |                           |  |             |
| Avon High School           | 108               | 1,400                | 12.96                     | 200                 | .05                       | 0                                      | 5           |
| Baltic High School         | 340 NA            |                      | NA                        | NA                  | NA                        | 20                                     | 30          |
| Belle Fourche H.S.         | 320               | 33,000               | 103.12                    | 19,000              | 2.58                      | 55                                     | 0           |
| Roosevelt Middle Sch.      | 265               | 9,065                | 34.21                     | 5,841               | .98                       | 0                                      | 58          |
| Gay Park Elementary        | 98                | 6,764                | 69.02                     | 6,764               | 2.72                      | 0                                      | 0           |
| South Park Elementary      | 388               | 31,230               | 80.49                     | 30,356              | 3.49                      | 0                                      | 20          |
| Bennett Co. High Sch.      | 160               | 2,894                | 18.09                     | 2,251               | .34                       | 26                                     | 24          |
| Martin Elementary          | 317               | 14,459               | 45.61                     | 14,429              | 1.87                      | 5                                      | 30          |
| Beresford High School      | 180               | 1,702                | 9.46                      | 1,702               | .33                       | 10                                     | 104         |
| Big Stone City Elem.       | 115               | 2,595                | 22.48                     | 2,395               | .85                       | 0                                      | 0           |
| Bison High School          | 266               | 16,819               | 63.23                     | 13,757              | 1.47                      | 463                                    | 114         |
| Bon Homme High School      | 270               | 2,520                | 9.33                      | 1,200               | .18                       | 48                                     | 40          |
| Springfield Elementary     |                   |                      |                           |                     |                           |  |             |
| Tabor Elementary           |                   |                      |                           |                     |                           |  |             |
| ndall Elementary           |                   |                      |                           |                     |                           |  |             |

File: libstats8788

| TOTAL<br>VOLUMES | VOL. ADDED<br>DURING YEAR | PERIODICAL<br>SUBSCRIPTIONS | A/U MATERIALS<br>SOFTWARE | HOURS OPEN<br>HARDWARE | HOURS LIB'N<br>PER WEEK | TOTAL ADULT<br>STAFF HRS | ADULT STAFF<br>IN FTE'S |
|------------------|---------------------------|-----------------------------|---------------------------|------------------------|-------------------------|--------------------------|-------------------------|
| 15,450           | 850                       | 144                         | 2,894                     | 15                     | 40                      | 40                       | 110                     |
| 16,800           | 485                       | 55                          | 923                       | 113                    | 45                      | 45                       | 85                      |
| 8,490            | 287                       | 65                          | 840                       | 10                     | 40                      | 37.5                     | 67.5                    |
| 9,840            | 303                       | 24                          | 1,170                     | 95                     | 30                      | 0                        | 30                      |
| 7,173            | 163                       | 20                          | 142                       | 29                     | 30                      | 0                        | 15                      |
| 7,170            | 212 NA                    |                             | 116                       | 6                      | 40                      | 0                        | 15                      |
| 8,989            | 258                       | 20                          | 638                       | 23                     | 30                      | 0                        | 33                      |
| 7,240            | 258                       | 20                          | 191                       | 17                     | 30                      | 0                        | 15                      |
| 7,604            | 243                       | 30                          | 203                       | 24                     | 30                      | 0                        | 15                      |
| 6,177            | 260                       | 26                          | 225                       | 24                     | 25                      | 0                        | 15                      |
| NA               | NA                        | 4                           | 3,465                     | 3NA                    |                         | 35                       | 70                      |
|                  |                           |                             |                           |                        |                         |                          | 1.75                    |
| 4,975            | 250                       | 46                          | 582                       | 34                     | 40                      | 14                       | 40                      |
| 5,138            | 318                       | 12                          | 691                       | 37                     | 25                      | 14                       | 39                      |
| 4,790            | 120                       | 9                           | 252                       | 20NA                   |                         | 3                        | 23                      |
|                  |                           |                             |                           |                        |                         |                          | .57                     |
| 2,440            | 97                        | 23                          | 2,960                     | 35                     | 38                      | 12                       | 35                      |
| 1,613            | 200                       |                             |                           |                        |                         |                          | .88                     |
| 6,077            | 141                       | 64                          | 631                       | 35                     | 40                      | 35                       | 35                      |
|                  |                           |                             |                           |                        |                         |                          | .88                     |
| 8,065            | 40                        | 40                          | 31                        | 16                     | 40                      | 25                       | 25                      |
|                  |                           |                             |                           |                        |                         |                          | .62                     |
| 4,236            | 36                        | 40                          | 839                       | 49                     | 40                      | 15                       | 15                      |
|                  |                           |                             |                           |                        |                         |                          | .38                     |
| 5,358            | 250                       | 38                          | 1,177                     | 32                     | 40                      | 40                       | 40                      |
|                  |                           |                             |                           |                        |                         |                          | 1.00                    |
| 7,364            | 410                       | 27                          | 430                       | 58                     | 35                      | 35                       | 35                      |
| 5,983            | 283                       | 13                          | 970                       | 65                     | 32.5                    | 0                        | 32.5                    |
| 2,486            | 218                       | 6NA                         |                           | NA                     | 6                       | 30                       | 30                      |
| 8,688            | 269                       | 3NA                         |                           | NA                     | 35                      | 35                       | 35                      |
|                  |                           |                             |                           |                        |                         |                          | .88                     |
| 6,660            | 122                       | 65                          | 1,336                     | 70                     | 40                      | 40                       | 40                      |
| 7,705            | 424                       | 20                          | 830 NA                    |                        | 20                      | 0                        | 20                      |
|                  |                           |                             |                           |                        |                         |                          | 1.00                    |
| 5,083            | 76                        | 92                          | 548                       | 63                     | 40                      | 40                       | 45                      |
|                  |                           |                             |                           |                        |                         |                          | 1.12                    |
| 2,809            | 137                       | 4                           | 321                       | 6                      | 35                      | 5                        | 5                       |
|                  |                           |                             |                           |                        |                         |                          | .12                     |
| 9,347            | 662                       | 86                          | 887                       | 166                    | 30                      | 30                       | 50                      |
|                  |                           |                             |                           |                        |                         |                          | 1.25                    |
| 6,748            | 109                       | 49                          | 788                       | 61                     | 38                      | 37.5                     | 37.5                    |
|                  |                           |                             |                           |                        |                         |                          | .94                     |

File: libstats8788

SCHOOL NAME  
OR DISTRICT

File: libstats8786

STUDENT  
ASSISTANTSSQ. FT. IN  
LIBRARY A/V AREASEATING BD. OK'D SERVICES  
CAPACITY POLICY ILLSERVICES  
BIBLIO.SERVICES  
PRODUCT.SERVICES  
PUB. USE

|                        |   |          |     |       |     |     |     |     |
|------------------------|---|----------|-----|-------|-----|-----|-----|-----|
| Aberdeen Central HS    | 2 | 4,224    | 128 | 88yes | yes | yes | no  | yes |
| Holgate Jr. High       | 2 | 3,000 NA |     | 103   | yes | yes | yes | no  |
| Simmons Jr. High       | 2 | 2,392 NA |     | 40    | yes | yes | yes | yes |
| C.C. Lee Elementary    | 0 | 2,950 NA |     | 30    | yes | yes | no  | no  |
| Henry Neill Elementary | 0 | 1,314 NA |     | 40    | yes | yes | no  | no  |
| Howard Hedger Elem.    | 0 | 405      | 0   | 0     | yes | yes | no  | no  |
| Lincoln Elementary     | 7 | 5,865 NA |     | 37    | yes | yes | no  | no  |
| May Overby Elementary  | 0 | NA NA    | NA  |       | yes | no  | no  | no  |
| O.M. Tiffany Elem.     | 2 | 1,512 NA |     | 40    | yes | yes | no  | no  |
| Simmons Elementary     | 0 | 385 NA   |     | 6     | yes | yes | no  | no  |
| Elementary IMC         | 0 | NA NA    | NA  |       | NA  | NA  | NA  | NA  |

Agar Elementary

|                      |   |          |     |      |     |     |    |    |
|----------------------|---|----------|-----|------|-----|-----|----|----|
| Alcester High School | 0 | 1,000 NA |     | 30no | yes | yes | no | no |
| Alcester Elementary  | 0 | 1,526    | 920 | 16   | no  | no  | no | no |
| Hudson Elementary    | 0 | 2,000 NA |     | 25   | yes | no  | no | no |

|                    |    |     |   |      |     |    |    |     |
|--------------------|----|-----|---|------|-----|----|----|-----|
| Alpena High School | 10 | 952 | 0 | 13no | yes | no | no | yes |
| Alpena Elementary  |    |     |   | 18   |     |    |    |     |

Andes Central H.S.  
Andes Central Elem.

|                       |   |       |     |       |    |     |     |     |
|-----------------------|---|-------|-----|-------|----|-----|-----|-----|
| Arlington High School | 1 | 4,500 | 576 | 36no  | no | yes | yes | yes |
| Armour High School    | 5 | 1,500 | 0   | 12yes | no | no  | yes | yes |

Artesian High School

|                  |   |       |     |      |    |    |    |    |
|------------------|---|-------|-----|------|----|----|----|----|
| Avon High School | 0 | 2,000 | 700 | 40no | no | no | no | no |
|------------------|---|-------|-----|------|----|----|----|----|

|                    |   |        |  |       |    |     |     |    |
|--------------------|---|--------|--|-------|----|-----|-----|----|
| Baltic High School | 3 | 600 NA |  | 30yes | no | yes | yes | no |
|--------------------|---|--------|--|-------|----|-----|-----|----|

|                       |    |          |     |       |     |    |     |     |
|-----------------------|----|----------|-----|-------|-----|----|-----|-----|
| Belle Fourche H.S.    | 10 | 3,715    | 144 | 62yes | yes | no | yes | yes |
| Roosevelt Middle Sch. | 6  | 1,215 NA |     | 41    | yes | no | no  | yes |
| Gay Park Elementary   | 0  | 300 NA   |     | 25    | no  | no | no  | no  |
| South Park Elementary | 0  | 756      | 0   | 10    | no  | no | no  | no  |

|                       |   |          |  |       |     |    |     |     |
|-----------------------|---|----------|--|-------|-----|----|-----|-----|
| Bennett Co. High Sch. | 0 | 3,375 NA |  | 60yes | yes | no | yes | yes |
| Martin Elementary     | 0 | 750 NA   |  | 35    | yes | no | no  | yes |

|                       |    |       |     |       |     |     |    |    |
|-----------------------|----|-------|-----|-------|-----|-----|----|----|
| Beresford High School | 14 | 2,163 | 144 | 40yes | yes | yes | no | no |
|-----------------------|----|-------|-----|-------|-----|-----|----|----|

|                      |   |     |   |      |    |     |    |     |
|----------------------|---|-----|---|------|----|-----|----|-----|
| Big Stone City Elem. | 0 | 364 | 0 | 15no | no | yes | no | yes |
|----------------------|---|-----|---|------|----|-----|----|-----|

|                   |    |       |     |       |    |     |     |     |
|-------------------|----|-------|-----|-------|----|-----|-----|-----|
| Bison High School | 13 | 1,648 | 260 | 60yes | no | yes | yes | yes |
|-------------------|----|-------|-----|-------|----|-----|-----|-----|

|                       |   |       |     |      |     |    |    |     |
|-----------------------|---|-------|-----|------|-----|----|----|-----|
| Bon Homme High School | 4 | 1,200 | 360 | 31no | yes | no | no | yes |
|-----------------------|---|-------|-----|------|-----|----|----|-----|

Springfield Elementary  
all Elementary



| SCHOOL NAME<br>OR DISTRICT | ENROLL.<br>SERVED | TOTAL<br>CIRCULATION | CIRCULATION<br>PER CAPITA | BOOK<br>CIRCULATION | CIRCULATION<br>PER VOLUME | INTERLIBRARY<br>PRINT | LOAN REQUESTS<br>AUDIOVISUAL |
|----------------------------|-------------------|----------------------|---------------------------|---------------------|---------------------------|-----------------------|------------------------------|
| Bonsteel High School       | 115               | 730                  | 6.35                      | 500                 | .05                       | 95                    | 5                            |
| Fairfax Elementary         | 145               | 6,346                | 43.77                     | 5,457               | 1.00                      | 0                     | 33                           |
| Bowdle High School         | 182               | 7,820                | 42.97                     | 7,560               | 1.28                      | 80                    | 197                          |
| Brandon Valley H.S.        | 543               | 40,600               | 74.77                     | 3,100               | .25                       | 20                    | 157                          |
| Brandon Valley Jr. HS.     | 283               | 3,831                | 13.54                     | 3,057               | .79                       | 10                    | 121                          |
| Brandon Elementary         | 830               | 20,284               | 24.44                     | 20,048              | 3.06                      | 118                   | 268                          |
| Valley Springs Elem.       | 280               | 7,648                | 27.31                     | 7,548               | 1.82                      | 35                    | 120                          |
| Bridgewater High Sch.      | 234               | 6,937                | 29.65                     | 5,161               | 1.02                      | 50                    | 101                          |
| Bristol High School        | 177               | 7,575                | 42.80                     | 3,500               | .67                       | 25                    | 75                           |
| Britton High School        | 210 NA            | NA                   | NA                        | NA                  | NA                        | 50                    | 150                          |
| Brookings High School      | 655               | 13,906               | 21.23                     | 3,648               | .34                       | 0                     | 45                           |
| Brookings Middle Sch.      | 541               | 18,718               | 34.60                     | 15,549              | 1.67                      | 3                     | 62                           |
| Central Elementary         | 313               | 12,567               | 40.15                     | 11,917              | 1.30                      | 0                     | 79                           |
| Hillcrest Elementary       | 533               | 47,700               | 89.49                     | 41,400              | 4.41                      | 0                     | 101                          |
| Madary Elementary          | 609               | 29,479               | 48.41                     | 27,794              | 3.45                      | 0                     | 55                           |
| Burke High School          | 152 NA            | NA                   | NA                        | NA                  | NA                        | 82                    | 108                          |
| Canistota High School      | 95                | 800                  | 8.42                      | 620                 | .26                       | 23                    | 115                          |
| Canova Elementary          | 53                | 901                  | 17.00                     | 901                 | .44                       | 0                     | 10                           |
| Canton High School         |                   |                      |                           |                     |                           |                       |                              |
| Carthage Elementary        |                   |                      |                           |                     |                           |                       |                              |
| Castlewood High School     | 133               | 5,175                | 38.91                     | 3,550               | .81                       | 196                   | 82                           |
| Centerville High Sch.      | 97                | 1,320                | 13.61                     | 1,300               | .28                       | 50                    | 0                            |
| Chamberlain High Sch.      | 486               | 9,274                | 19.08                     | 6,934               | .81                       | 20                    | 124                          |
| Chamberlain Elementary     | 522               | 13,990               | 26.80                     | 13,990              | 4.43                      | 0                     | 61                           |
| Chester High School        | 133               | 3,752                | 28.21                     | 2,158               | .29                       | 51                    | 72                           |
| Franklin Elementary        |                   |                      |                           |                     |                           |                       |                              |
| Clark High School          | 234               | 15,200               | 64.96                     | 5,400               | .49                       | 135                   | 175                          |
| Clark Elementary           |                   |                      |                           |                     |                           |                       |                              |
| Clear Lake High School     |                   |                      |                           |                     |                           |                       |                              |
| Clear Lake Elementary      |                   |                      |                           |                     |                           |                       |                              |
| Colman High School         | 191               | 14,600               | 76.44                     | 13,000              | 1.71                      | 110                   | 180                          |
| Colome High School         | 224 NA            | NA                   | NA                        | NA                  | NA                        | 32                    | 8                            |
| Conde High School          | 102               | 400                  | 3.92                      | 300                 | .05                       | 30                    | 50                           |



File: libstats8788

| TOTAL<br>VOLUMES | VOL. ADDED<br>DURING YEAR | PERIODICAL<br>SUBSCRIPTIONS | A/V MATERIALS<br>SOFTWARE | HARDWARE | HOURS OPEN<br>PER WEEK | HOURS LIB'N<br>WORK PER WEEK | TOTAL ADULT<br>STAFF HRS | ADULT STAFF<br>IN FTE'S |
|------------------|---------------------------|-----------------------------|---------------------------|----------|------------------------|------------------------------|--------------------------|-------------------------|
| 10,300           | 300                       | 54                          | 223                       | 36       | 40                     | 40                           | 40                       | 1.00                    |
| 5,457            | 271                       | 14                          | 845                       | 30       | 35                     | 0                            | 15                       | .38                     |
| 5,890            | 275                       | 37                          | 548                       | 72       | 40                     | 10                           | 10                       | .25                     |
| 12,211           | 498                       | 101                         | 0                         | 72       | 40                     | 40                           | 75                       | 1.88                    |
| 3,849            | 349                       | 37                          | 310                       | 35       | 37.5                   | 7                            | 44.5                     | 1.11                    |
| 6,538            | 327                       | 26                          | 642                       | 83       | 24                     | 20                           | 30                       | .75                     |
| 4,151            | 101                       | 14                          | 407                       | 48       | 18                     | 12                           | 18                       | .45                     |
| 5,079            | 146                       | 49                          | 944                       | 51       | 27                     | 27                           | 27                       | .68                     |
| 5,231            | 300                       | 36                          | 99                        | 65       | 35                     | 10                           | 10                       | .25                     |
| 8,677            | 341                       | 67                          | 350                       | 80       | 40                     | 40                           | 40                       | 1.00                    |
| 10,642           | 564                       | 95                          | 948                       | 43       | 40                     | 40                           | 80                       | 2.00                    |
| 9,300            | 275                       | 42                          | 2,149                     | 244      | 40                     | 40                           | 85                       | 2.12                    |
| 9,137            | 189                       | 23                          | 1,858                     | 99       | 40                     | 16                           | 51                       | 1.27                    |
| 9,398            | 335                       | 20                          | 3,505                     | 138      | 37.5                   | 35                           | 72.5                     | 1.81                    |
| 8,056            | 303                       | 23                          | 692                       | 154      | 40                     | 24                           | 59                       | 1.48                    |
| 6,098            | 620                       | 35                          | 28                        | 24       | 40                     | 40                           | 55                       | 1.38                    |
| 2,431            | 178                       | 46                          | 558                       | 19       | 35                     | 13                           | 33                       | .82                     |
| 2,050            | 50                        | 7                           | 578                       | 26       | 39                     | 5                            | 5                        | .12                     |
| 4,376            | 182                       | 70                          | 1,211                     | 21       | 37.5                   | 22.5                         | 37.5                     | .94                     |
| 4,619            | 200                       | 26                          | 0                         | 0        | 40                     | 15                           | 30                       | .75                     |
| 8,516            | 585                       | 59                          | 378                       | 32       | 34                     | 22.5                         | 34.5                     | .86                     |
| 3,160            | 298                       | 0                           | 1,618                     | 8        | 25                     | 5.5                          | 25.5                     | .64                     |
| 7,412            | 232                       | 42                          | 295                       | 41       | 40                     | 20                           | 40                       | 1.00                    |
| 10,910           | 255                       | 70                          | 1,742                     | 53       | 40                     | 35                           | 35                       | .88                     |
| 7,600            | 500                       | 55                          | 98                        | 22       | 40                     | 15                           | 35                       | .88                     |
| NA               | NA                        | 33                          | 616                       | 60       | 35                     | 30                           | 30                       | .75                     |
| 6,510            | 56                        | 45                          | 553                       | 46       | 40                     | 20                           | 20                       | .50                     |

File: libstats8788  
SCHOOL NAME  
OR DISTRICT

File: libstats8788  
STUDENT  
ASSISTANTS

SQ. FT. IN  
LIBRARY A/V AREA

SEATING BD. OK'D  
CAPACITY POLICY

SERVICES  
ILL

SERVICES  
BIBLIO.

SERVICES  
PRODUCT.

SERVICES  
PUB. USE

|                         |    |       |       |        |     |     |     |     |
|-------------------------|----|-------|-------|--------|-----|-----|-----|-----|
| Bonesteel High School   | 0  | 1,120 | 252   | 40yes  | yes | yes | yes | NA  |
| Fairfax Elementary      | 0  | 1,176 | 0     | 60     | no  | no  | no  | yes |
| Bowdie High School      | 12 | 936   | 180   | 25yes  | no  | no  | no  | no  |
| Brandon Valley H.S.     | 0  | 2,580 | NA    | 58yes  | yes | no  | no  | yes |
| Brandon Valley Jr. HS.  | 0  | 908   | 0     | 24     | yes | yes | yes | no  |
| Brandon Elementary      | NA | 1,756 | 880   | 30     | yes | yes | no  | no  |
| Valley Springs Elem.    | 0  | 150   | 0     | 23     | yes | yes | no  | no  |
| Bridgewater High Sch.   | 0  | 725   | NA    | 6yes   | no  | no  | yes | yes |
| Bristol High School     | 0  | 1,800 | 100   | 35yes  | no  | no  | yes | yes |
| Britton High School     | 11 | 1,250 | 209   | 42yes  | no  | yes | yes | yes |
| Brookings High School   | 0  | 3,872 | NA    | 100yes | yes | yes | no  | yes |
| Brookings Middle Sch.   | 12 | 2,800 | 480   | 60     | yes | yes | yes | yes |
| Central Elementary      | 0  | 1,260 | 243   | 24     | yes | yes | yes | no  |
| Hillcrest Elementary    | 0  | 1,888 | 96    | 50     | no  | no  | no  | no  |
| Medary Elementary       | 0  | 2,176 | 200   | 52     | yes | no  | no  | no  |
| Burke High School       | 3  | NA    | 100   | 20yes  | yes | no  | NA  | yes |
| Canistota High School   | 0  | 1,700 | 100   | 53no   | no  | no  | no  | yes |
| Canova Elementary       | 0  | 30    | NA    | NA     | no  | no  | no  | yes |
| Canton High School      |    |       |       |        |     |     |     |     |
| Carthage Elementary     |    |       |       |        |     |     |     |     |
| Castleswood High School | 0  | 900   | NA    | 18yes  | no  | no  | yes | yes |
| Centerville High Sch.   | 8  | 256   | NA    | 6no    | yes | no  | no  | no  |
| Chamberlain High Sch.   | 0  | 1,932 | 48    | 59yes  | yes | yes | yes | yes |
| Chamberlain Elementary  | 0  | 756   | 70    | 24     | yes | no  | no  | yes |
| Chester High School     | 11 | 810   | 260   | 40yes  | yes | yes | yes | yes |
| Franklin Elementary     |    |       |       |        |     |     |     |     |
| Clark High School       | 11 | 2,016 | 192   | 55yes  | no  | yes | yes | yes |
| Clark Elementary        |    |       |       |        |     |     |     |     |
| Clear Lake High School  |    |       |       |        |     |     |     |     |
| Clear Lake Elementary   |    |       |       |        |     |     |     |     |
| Colman High School      | 3  | 2,464 | 0     | 50yes  | no  | no  | yes | yes |
| Colome High School      | 10 | 450   | 1,200 | 20yes  | no  | no  | no  | yes |
| Conne High School       | 0  | 672   | NA    | 23no   | yes | no  | yes | no  |

| SCHOOL NAME<br>OR DISTRICT | ENROLL.<br>SERVED | TOTAL<br>CIRCULATION | CIRCULATION<br>PER CAPITA | BOOK<br>CIRCULATION | CIRCULATION<br>PER VOLUME | INTERLIBRARY<br>PRINT REQUESTS | LOAN REQUESTS<br>AUDIOVISUAL |
|----------------------------|-------------------|----------------------|---------------------------|---------------------|---------------------------|--------------------------------|------------------------------|
| Corisca High School        | 85                | 800                  | 9.41                      | 800                 | .17                       | 68                             | 50                           |
| Corisca Elementary         | 174               | 3,500                | 81.40                     | 3,500               | .98                       | 0                              | 0                            |
| Cresbard High School       | 67                | 1,355                | 20.22                     | 1,109               | .37                       | 60                             | 54                           |
| Cresbard Elementary        | 89                | 6,266                | 70.40                     |                     |                           |                                |                              |
| Custer High School         | 416               | 1,378                | 3.31                      | 1,378               | .20                       | 45                             | 137                          |
| Custer Elementary          | 543               | 15,696               | 28.91                     | 15,696 NA           |                           |                                |                              |
| Dell Rapids High Sch.      | 300               | 9,700                | 32.33                     | 3,500               | .67                       | 108                            | 115                          |
| Delmont High School        | 54                | 2,218                | 41.07                     | 2,200               | 1.92                      | 53                             | 25                           |
| DeSmet High School         | 405               | 3,438                | 8.49                      | 1,890               | .12                       | 265                            | 60                           |
| Deutrook High School       | 134               | 5,427                | 40.50                     | 5,427               | 1.44                      | 0                              | 0                            |
| Doland High School         | 176 NA            | NA                   | NA                        | NA                  |                           | 13                             | 42                           |
| Douglas High School        | 527               | 21,609               | 34.46                     | 11,477              | .85                       | 611                            | 122                          |
| Vanderberg Middle Sch.     | 370               | 15,329               | 41.43                     | 11,628              | 1.27NA                    | NA                             |                              |
| Badger Clark Elem.         | 584               | 37,012               | 63.38                     | 35,955              | 4.03                      | 5                              | 272                          |
| Francis Case Elem.         | 801               | 36,603               | 45.70                     | 31,095              | 2.80                      | 164                            | 6                            |
| Carousel Elementary        | 321               | 4,428                | 13.79                     | 3,222               | 1.17                      | 32                             | 0                            |
| East Nike Elementary       | 183               | 3,064                | 16.74                     | 2,844               | 3.28                      | 0                              | 1                            |
| Douglas IMC                |                   |                      |                           |                     |                           |                                |                              |
| Dupree High School         | 300               | 25,260               | 84.20                     | 20,000              | 2.70                      | 291                            | 138                          |
| Edgemont High School       | 286               | 6,650                | 23.25                     | 5,805               | .37                       | 21                             | 228                          |
| Egan High School           | 143               | 3,565                | 24.93                     | 2,600               | .42                       | 20                             | 70                           |
| Elk Point High School      | 234               | 5,301                | 22.65                     | 1,935               | .42                       | 0                              | 100                          |
| Elk Point Elementary       | 272               | 10,511               | 38.64                     | 10,412              | .39                       |                                |                              |
| Elkton High School         | 275               | 4,171                | 15.17                     | 4,021               | .68                       | 1                              | 10                           |
| Frederick High School      | 83                | 3,024                | 36.43                     | 3,000 NA            | NA                        |                                | 25                           |
| Barrard Elementary         |                   |                      |                           |                     |                           |                                |                              |
| Emery High School          | 180               | 9,100                | 50.56                     | 6,200               | 1.37                      | 4                              | 71                           |
| Estelline High School      | 86 NA             | NA                   | NA                        | NA                  | NA                        | NA                             |                              |
| Ethan High School          | 199 NA            | NA                   | NA                        | NA                  |                           | 31NA                           |                              |
| Eureka High School         | 88                | 3,784                | 43.00                     | 3,752               | .98                       | 176                            | 38                           |
| Eureka Elementary          | 185               | 4,723                | 25.53                     | 4,707               | .98                       | 65                             | 109                          |
| Faith High School          | 215               | 4,018                | 18.69                     | 3,400               | .70                       | 394                            | 84                           |
| Faulkton High School       | 315               | 6,148                | 19.52                     | 5,622               | .68                       | 48                             | 158                          |
| deau High School           | 498               | 17,158               | 34.45                     | 11,941              | 1.28                      | 539                            | 213                          |

File: libstats8788

| TOTAL<br>VOLUMES | VOL. ADDED<br>DURING YEAR | PERIODICAL<br>SUBSCRIPTIONS | A/V MATERIALS<br>SOFTWARE | HARDWARE | HOURS OPEN<br>PER WEEK | HOURS LIB'N<br>WORK PER WEEK | TOTAL ADULT<br>STAFF HRS | ADULT STAFF<br>IN FTE'S |
|------------------|---------------------------|-----------------------------|---------------------------|----------|------------------------|------------------------------|--------------------------|-------------------------|
| 4,762            | 479                       | 44                          | 208                       | 23       | 37.5                   | 12.5                         | 12.5                     | .31                     |
| 3,535            | 157                       | 0                           | 175                       | 17       | 37.5                   | 7.5                          | 7.5                      | .19                     |
| 2,984            | 137                       | 39                          | 0                         | 0        | 35                     | 16                           | 16                       | .40                     |
| 6,773            | 164                       | 49                          | 1,052                     | 50       | 35                     | 35                           | 80                       | 2.00                    |
| 5,294            | 119                       | 95                          | 1,166                     | 60       | 40                     | 40                           | 40                       | 1.00                    |
| 1,146            | 161                       | 20                          | 310                       | 19       | 40                     | 20                           | 20                       | .50                     |
| 15,250           | 300                       | 80                          | 373                       | 61       | 40                     | 20                           | 40                       | 1.00                    |
| 3,762            | 647                       | 60                          | 1,269                     | 16       | 40                     | 30                           | 50                       | 1.25                    |
| 10,922           | 242                       | 40                          | 432                       | 57       | 36                     | 25                           | 25                       | .62                     |
| 13,429           | 860                       |                             |                           |          | 52                     | 40                           | 80                       | 2.00                    |
| 9,125            | 1,417                     |                             |                           |          | 40                     | 20                           | 80                       | 2.00                    |
| 8,912            | 943                       |                             |                           |          | 40                     | 0                            | 72.5                     | 1.81                    |
| 11,108           | 853                       |                             |                           |          | 40                     | 0                            | 80                       | 2.00                    |
| 2,765            | 187                       |                             |                           |          | 40                     | 0                            | 15.5                     | .39                     |
| 867              | 867                       |                             |                           |          | 40                     | 0                            | 12                       | .30                     |
|                  |                           | 234                         | 24,964                    | 1196     |                        |                              |                          |                         |
| 7,417            | 324                       | 56                          | 1,188                     | 87       | 40                     | 40                           | 40                       | 1.00                    |
| 15,903           | 623                       | 99                          | 2,042                     | 100      | 35                     | 30                           | 30                       | .75                     |
| 6,196            | 160                       | 23                          | 262                       | 21       | 34                     | 15                           | 19                       | .47                     |
| 4,592            | 222                       | 46                          | 525                       | 104      | 40                     | 40                           | 49                       | 1.23                    |
| 4,906            | 185                       |                             |                           |          |                        |                              |                          |                         |
| 5,893            | 226                       | 65                          | 45                        | 72       | 44                     | 40                           | 40                       | 1.00                    |
|                  |                           | 26NA                        |                           | 20       | 40                     | 10                           | 20                       | .50                     |
| 4,527            | 89                        | 35                          | 799                       | 49       | 38                     | 10                           | 10                       | .25                     |
| 6,000            | 100                       | 60NA                        |                           | 33       | 40                     | 20                           | 20                       | .50                     |
| 3,708            | 50                        | 38                          | 372                       | 8        | 40                     | 20                           | 20                       | .50                     |
| 3,816            | 64                        | 35                          | 0                         | 0        | 40                     | 7                            | 7                        | .17                     |
| 4,807            | 130                       | 17                          | 574                       | 0        | 40                     | 2.5                          | 2.5                      | .06                     |
| 4,873            | 365                       | 65                          | 1,077                     | 53       | 38.5                   | 40                           | 40                       | 1.00                    |
| 8,213            | 336                       | 41                          | 982                       | 82       | 40                     | 40                           | 40                       | 1.00                    |
| 9,294            | 341                       | 82                          | 2,530                     | 109      | 40                     | 50                           | 50                       | 1.25                    |

File: libstats8788  
SCHOOL NAME  
OR DISTRICT

File: libstats8788  
STUDENT  
ASSISTANTS

|                        |    | SQ. FT. IN<br>LIBRARY | A/V AREA | SEATING<br>CAPACITY | BD. OK'D<br>POLICY | SERVICES<br>ILL | SERVICES<br>BIBLIO. | SERVICES<br>PRODUCT. | SERVICES<br>PUB. USE |
|------------------------|----|-----------------------|----------|---------------------|--------------------|-----------------|---------------------|----------------------|----------------------|
| Corisca High School    | 0  | 856                   | 0        | 18                  | yes                | no              | no                  | no                   | yes                  |
| Corisca Elementary     | 0  | 896                   | 0        | 8                   |                    | no              | no                  | no                   | yes                  |
| Cresbard High School   | 4  | 450                   | 0        | 4                   | yes                | no              | no                  | no                   | yes                  |
| Cresbard Elementary    |    |                       |          |                     |                    |                 |                     |                      |                      |
| Custer High School     | 7  | 2,400                 | 150      | 32                  | yes                | yes             | no                  | no                   | no                   |
| Custer Elementary      |    |                       |          |                     |                    |                 |                     |                      |                      |
| Dell Rapids High Sch.  | 0  | 760                   | 80       | 80                  | yes                | yes             | no                  | yes                  | yes                  |
| Delmont High School    | 0  | NA                    | NA       | 50                  | no                 | no              | no                  | no                   | yes                  |
| DeSmet High School     | 0  | 1,701                 | 240      | 32                  | yes                | yes             | no                  | no                   | yes                  |
| Deubrook High School   | 5  | 650                   | NA       | 30                  | yes                | no              | no                  | no                   | yes                  |
| Doland High School     | 0  | 2,700                 | 150      | 20                  | no                 | no              | no                  | no                   | yes                  |
| Douglas High School    | 0  | 8,800                 | 880      | 150                 | yes                | yes             | yes                 | no                   | yes                  |
| Vandenberg Middle Sch. | 0  | 1,500                 | 540      | 40                  |                    | yes             | yes                 | no                   | yes                  |
| Badger Clark Elem.     | 0  | 800                   | 200      | 25                  |                    | yes             | no                  | no                   | yes                  |
| Francis Case Elem.     | 0  | 3,000                 | 300      | 70                  |                    | yes             | yes                 | no                   | yes                  |
| Carousel Elementary    | 0  | 185                   | NA       | 0                   |                    | yes             | no                  | no                   | no                   |
| East Nike Elementary   | 0  | 225                   | NA       | 20                  |                    | yes             | no                  | no                   | no                   |
| Douglas IMC            |    |                       |          |                     |                    |                 |                     |                      |                      |
| Dupree High School     | 20 | 930                   | NA       | 26                  | yes                | yes             | yes                 | yes                  | yes                  |
| Edgemont High School   | 12 | 1,920                 | NA       | 36                  | yes                | yes             | yes                 | yes                  | yes                  |
| Egan High School       | 0  | 1,050                 | NA       | 20                  | yes                | yes             | yes                 | yes                  | yes                  |
| Elk Point High School  | 1  | 14,760                | 2,592    | 32                  | yes                | yes             | yes                 | no                   | yes                  |
| Elk Point Elementary   |    | 14,976                | 0        | 28                  |                    |                 |                     |                      |                      |
| Elkton High School     | 0  | 1,575                 | 0        | 36                  | yes                | yes             | no                  | no                   | yes                  |
| Frederick High School  | 13 | 900                   | NA       | 25                  | no                 | no              | no                  | no                   | yes                  |
| Barnard Elementary     |    |                       |          |                     |                    |                 |                     |                      |                      |
| Emery High School      | 5  | 1,000                 | NA       | 6                   | no                 | no              | yes                 | no                   | yes                  |
| Estelline High School  | 2  | 1,500                 | NA       | 48                  | no                 | yes             | no                  | no                   | yes                  |
| Ethan High School      | 0  | NA                    | NA       | 14                  | no                 | yes             | no                  | yes                  | yes                  |
| Eureka High School     | 5  | 375                   | 0        | 8                   | no                 | NA              | NA                  | NA                   | yes                  |
| Eureka Elementary      | 2  | 900                   | NA       | 20                  |                    | NA              | NA                  | NA                   | yes                  |
| Faith High School      | 0  | 700                   | 0        | 19                  | yes                | yes             | no                  | yes                  | yes                  |
| Faulkton High School   | 4  | 748                   | 0        | 12                  | yes                | yes             | yes                 | no                   | yes                  |
| Frederick High School  | 10 | 2,974                 | 416      | 45                  | yes                | yes             | yes                 | yes                  | yes                  |

| SCHOOL NAME<br>OR DISTRICT | ENROLL.<br>SERVED | TOTAL<br>CIRCULATION | CIRCULATION<br>PER CAPITA | BOOK<br>CIRCULATION | CIRCULATION<br>PER VOLUME | INTERLIBRARY<br>LOAN REQUESTS<br>PRINT | AUDIOVISUAL |
|----------------------------|-------------------|----------------------|---------------------------|---------------------|---------------------------|--|-------------|
| Florence High School       | 76                | 2,040                | 26.84                     | 669                 | .16                       | 9                                      | 41          |
| Freeman High School        | 182               | 9,180                | 50.44                     | 4,140               | 1.20                      | 61                                     | 45          |
| Freeman Elementary         | 282               | 7,560                | 26.81                     | 5,400               | 1.68                      | 10                                     | 13          |
| Garnetson High School      | 425               | 16,450               | 38.71                     | 15,200              | 1.42                      | 20                                     | 70          |
| Gary High School           | 67                | 4,209                | 62.82                     | 4,073               | 1.00                      | 0                                      | 12          |
| Gayville-Volin H.S.        | 72 NA             | NA                   | NA                        | NA                  | NA                        | 95                                     | 45          |
| Volin Elementary           | 108 NA            | NA                   | NA                        | NA                  | NA                        | 19                                     | 70          |
| Geddes High School         | 168               | 4,845                | 28.84                     | 4,029               | .53                       | 53                                     | 10          |
| Gettysburg High School     | 164               | 5,664                | 34.54                     | 2,154               | .58                       | 15                                     | 25          |
| Gettysburg Elementary      | 222               | 12,250               | 55.18                     | 11,000              | 1.70                      | 0                                      | 9           |
| Glenham Elementary         | 47                | 1,751                | 37.26                     | 435                 | .09                       | 0                                      | 0           |
| Grant-Dawel High Sch.      | 290               | 23,494               | 81.01                     | 13,932              | 1.18                      | 22                                     | 166         |
| Gregory High School        |                   |                      |                           |                     |                           |  |             |
| Gregory Elementary         |                   |                      |                           |                     |                           |  |             |
| Groton High School         | 263               | 6,171                | 23.46                     | 6,116               | 1.00                      | 37                                     | 100         |
| Groton Elementary          | 275               | 11,878               | 43.19                     | 10,129              | 1.00                      | 1                                      | 10          |
| Philip High School         | 484               | 12,931               | 26.72                     | 8,703               | .68                       | 48                                     | 72          |
| Healin High School         | 140               | 849                  | 6.06                      | 339                 | .07                       | 92                                     | 10          |
| Healin Jr. High Sch.       | 128               | 1,759                | 13.74                     | 1,095               | .95                       | 0                                      | 35          |
| Hazel Elementary           | 179               | 6,187                | 34.56                     | 6,187               | 3.25                      | 0                                      | 25          |
| Lake Norden Elementary     | 176               | 6,030                | 34.26                     | 6,030               | 3.46                      | 0                                      | 25          |
| Hanson High School         | 231               | 9,951                | 43.08                     | 3,000               | .26                       | 135                                    | 198         |
| Harding Co. High Sch.      |                   |                      |                           |                     |                           |  |             |
| Harrisburg High School     | 260               | 2,025                | 7.79                      | 2,025               | .54                       | 14                                     | 10          |
| Harrold High School        | 108               | 9,241                | 85.56                     | 8,179               | 1.59                      | 25                                     | 90          |
| Hecla High School          | 200               | 8,633                | 43.16                     | 6,855               | .53                       | 50                                     | 30          |
| Henry High School          | 123               | 1,071                | 8.71                      | 350                 | .08                       | 21                                     | 65          |
| Herneid High School        | 168               | 2,287                | 13.61                     | 1,976               | .34                       | 81                                     | 90          |
| Hill City High School      | 500               | 8,787                | 17.57                     | 8,095               | .98                       | 354                                    | 192         |
| Hitchcock High School      | 35                | 73                   | 2.09                      | 45                  | .01                       | 95                                     | 60          |
| Hosmer High School         |                   |                      |                           |                     |                           |  |             |

File: libstats8788

| TOTAL<br>VOLUMES | VOL. ADDED<br>DURING YEAR | PERIODICAL<br>SUBSCRIPTIONS | A/U MATERIALS<br>SOFTWARE HARDWARE | HOURS OPEN<br>PER WEEK | HOURS LIB'N<br>WORK PER WEEK | TOTAL ADULT<br>STAFF HRS | ADULT STAFF<br>IN FTE'S |
|------------------|---------------------------|-----------------------------|------------------------------------|------------------------|------------------------------|--------------------------|-------------------------|
| 4,290            | 614                       | 53                          | 491 6                              | 35                     | 20                           | 20                       | .50                     |
| 3,437            | 883                       | 75                          | 394 51                             | 40                     | 25                           | 40                       | 1.00                    |
| 3,211            | 799                       | 31                          | 589 36                             | 40                     | 15                           | 15                       | .38                     |
| 10,667           | 588                       | 98                          | 583 48                             | 40                     | 40                           | 40                       | 1.00                    |
| 4,073            | 10                        | 5                           | 304 22                             | 5.5                    | 5.5                          | 5.5                      | .14                     |
| 6,222            | 150                       | 38                          | 600 27                             | 40                     | 12                           | 12                       | .30                     |
| 5,340            | 92                        | 17                          | 596 35                             | 35                     | 8                            | 8                        | .20                     |
| 7,610            | 3,870 NA                  |                             | 19 0                               | 35                     | 7.5                          | 7.5                      | .19                     |
| 3,737            | 174                       | 37                          | 553 32                             | 40NA                   | NA                           |                          | NA                      |
| 6,485            | 357                       | 27                          | 1,338 56                           | 40NA                   | NA                           |                          | NA                      |
| 4,962            | 135                       | 1                           | 471 16                             | 40                     | 3.3                          | 3.3                      | .08                     |
| 11,788           | 348                       | 58                          | 9,089 109                          | 38                     | 23                           | 35                       | .88                     |
| 6,116            | 243                       | 55                          | 1,693 73                           | 40                     | 40                           | 80                       | 2.00                    |
| 10,129           | 357                       | 40                          | 1,590 119                          | 40NA                   | NA                           |                          | NA                      |
| 12,719           | 501                       | 74                          | 1,000 47                           | 48                     | 55                           | 55                       | 1.38                    |
| 4,787            | 59                        | 53                          | 313 28                             | 40                     | 22                           | 42                       | 1.05                    |
| 1,154            | 159                       | 12                          | 4 5                                | 20                     | 5                            | 25                       | .62                     |
| 1,906            | 51                        | 2                           | 76 1                               | 15                     | 5                            | 25                       | .62                     |
| 1,745            | 179                       | 0                           | 8 0                                | 25                     | 5                            | 25                       | .62                     |
| 11,404           | 200                       | 47                          | 1,103 39                           | 40                     | 20                           | 60                       | 1.50                    |
| 3,762            | 410                       | 59                          | 498 62                             | 40                     | 40                           | 40                       | 1.00                    |
| 5,143            | 43                        | 43                          | 205 25                             | 40                     | 20                           | 20                       | .50                     |
| 12,880           | 400                       | 56                          | 1,897 79                           | 35                     | 20                           | 35                       | .88                     |
| 4,160            | 100                       | 38                          | 468 24                             | 40                     | 10                           | 10                       | .25                     |
| 5,742            | 369                       | 41                          | 866 82                             | 40                     | 40                           | 40                       | 1.00                    |
| 8,280            | 811                       | 45                          | 708 80                             | 37.5                   | 37.5NA                       |                          | NA                      |
| 3,708            | 93                        | 46                          | 409 28                             | 33.5                   | 2.5                          | 2.5                      | .06                     |

SCHOOL NAME  
OR DISTRICTSTUDENT  
ASSISTANTSSQ. FT. IN  
LIBRARY A/V AREASEATING BO. OK'D SERVICES  
CAPACITY POLICY ILLSERVICES  
BIBLIO. PRODUCT. PUB. USE

|                        |    |          |     |       |     |     |     |     |
|------------------------|----|----------|-----|-------|-----|-----|-----|-----|
| Florence High School   | 0  | 1,540    | 0   | 16yes | no  | no  | no  | no  |
| Freeman High School    | 0  | 3,420    | 156 | 43yes | no  | no  | yes | yes |
| Freeman Elementary     | 0  | 2,255 NA |     | 36    | no  | no  | yes | yes |
| Garretson High School  | 7  | 2,000    | 120 | 28yes | yes | yes | yes | yes |
| Gary High School       | 0  | 840      | 240 | 20no  | no  | no  | no  | yes |
| Gayville-Volin H.S.    | 0  | 240      | 90  | 12yes | yes | yes | yes | no  |
| Volin Elementary       | 8  | 150      | 0   | 0     | yes | yes | yes | yes |
| Geddes High School     | 3  | NA       | NA  | 4NA   | NA  | NA  | NA  | yes |
| Gettysburg High School | 0  | 1,875 NA | NA  | yes   | yes | no  | yes | yes |
| Gettysburg Elementary  | 0  | 1,548    | 180 | 47    | yes | no  | no  | yes |
| Gierham Elementary     | 0  | 650      | 550 | 30yes | yes | no  | no  | yes |
| Grant-Deuel High Sch.  | 3  | 1,264    | 88  | 26yes | no  | yes | no  | yes |
| Gregory High School    |    |          |     |       |     |     |     |     |
| Gregory Elementary     |    |          |     |       |     |     |     |     |
| Groton High School     | 7  | 1,327 NA |     | 36no  | yes | yes | yes | no  |
| Groton Elementary      | NA | 972      | 200 | 0     | no  | no  | no  | no  |
| Philip High School     | 0  | 1,600    | 0   | 30yes | no  | yes | no  | yes |
| Hamlin High School     | 0  | 1,279    | 560 | 40yes | yes | no  | yes | yes |
| Hamlin Jr. High Sch.   | 0  | 673 NA   |     | 20    | yes | no  | no  | yes |
| Hazel Elementary       | 0  | 252 NA   |     | 7     | no  | no  | no  | yes |
| Lake Norden Elementary | 0  | 350 NA   |     | 16    | no  | no  | no  | no  |
| Hanson High School     | 0  | 1,225    | 0   | 40yes | no  | no  | no  | no  |
| Harding Co. High Sch.  |    |          |     |       |     |     |     |     |
| Harrisburg High School | 4  | 3,200    | 0   | 37yes | yes | yes | yes | yes |
| Harrold High School    | 0  | 700      | 84  | 14no  | no  | no  | no  | yes |
| Hackla High School     | 0  | 900      | 160 | 25yes | yes | no  | no  | yes |
| Henry High School      | 1  | 720 NA   |     | 12yes | no  | no  | yes | yes |
| Harneid High School    | NA | 1,800    | 270 | 46yes | yes | no  | yes | yes |
| Hill City High School  | 2  | 616      | 448 | 24yes | no  | yes | yes | yes |
| Hitchcock High School  | 2  | 432      | 768 | 8NA   | yes | no  | yes | yes |
| Hosmer High School     |    |          |     |       |     |     |     |     |



File: LIBSTATS87871A

| SCHOOL NAME<br>OR DISTRICT | ENROLL.<br>SERVED | TOTAL<br>CIRCULATION | CIRCULATION BOOK<br>PER CAPITA | CIRCULATION<br>PER VOLUME | INTERLIBRARY<br>LOAN REQUESTS | PRINT | AUDIOVISUAL |
|----------------------------|-------------------|----------------------|--------------------------------|---------------------------|-------------------------------|-------|-------------|
| Hot Springs High Sch.      | 550               | 2,268                | 4.12                           | 2,143                     | .20                           | 13    | 73          |
| Hot Springs Elementary     |                   |                      |                                |                           |                               |       |             |
| Hoven High School          |                   |                      |                                |                           |                               |       |             |
| Howard High School         | 141               | 1,080                | 7.66                           | NA                        |                               | 15    | 45          |
| Howard Elementary          |                   |                      |                                |                           |                               |       |             |
| Hurley High School         | 177               | 3,975                | 22.46                          | 950                       | .18                           | 12    | 41          |
| Huron High School          | 717               | 11,389               | 15.88                          | 4,938                     | .38                           | 6     | 385         |
| Huron Middle School        | 520               | 12,141               | 23.35                          | 9,394                     | .84                           | 9     | 208         |
| Buchanan Elementary        | 130               | 7,160                | 55.08                          | 6,884                     | 1.35                          | 0     | 0           |
| Jefferson Elementary       | 288               | 10,148               | 35.24                          | 7,807                     | 1.56                          | 0     | 0           |
| Madison Elementary         | 257               | 11,082               | 43.12                          | 10,712                    | 1.72                          | 0     | 95          |
| McKinley Elementary        | 205               | 9,195                | 44.65                          | 8,515                     | 1.35                          | 0     | 196         |
| Washington Elementary      | 280               | 17,243               | 61.58                          | 16,782                    | 2.41                          | 0     | 227         |
| Highmore High School       |                   |                      |                                |                           |                               |       |             |
| Ipswich High School        | 179               | NA                   | NA                             | NA                        |                               | 143   | 55          |
| Irene High School          | 103               | 2,454                | 23.83                          | 2,356                     | .97                           | 32    | 50          |
| Iroquois High School       | 295               | 13,158               | 44.60                          | 12,132                    | .78                           | 102   | 337         |
| Isabel High School         | 116               | 5,717                | 49.28                          | 5,200                     | 1.05                          | 34    | 12          |
| Java Elementary            |                   |                      |                                |                           |                               |       |             |
| Jefferson High School      | 170               | 4,198                | 24.69                          | 2,100                     | .41                           | 67    | 25          |
| Jones Co. High School      | 82                | 2,315                | 28.23                          | 295                       | .11                           | 34    | 114         |
| Draper Elementary          | 33                | 1,050                | 31.82                          | 650                       | .25                           | 0     | 0           |
| Murdo Elementary           | 150               | 6,931                | 42.97                          | 4,120                     | .85                           | 6     | 129         |
| Kadoka High School         |                   |                      |                                |                           |                               |       |             |
| Kimball High School        | 385               | 2,700                | 7.01                           | 900                       | .24                           | 88    | 125         |
| Letcher High School        |                   |                      |                                |                           |                               |       |             |
| Lysan High School          |                   |                      |                                |                           |                               |       |             |
| Kennebec Elementary        |                   |                      |                                |                           |                               |       |             |
| McIntosh High School       | 273               | 5,059                | 18.53                          | 4,643                     | .70                           | 9     | 281         |
| McLaughlin High School     | 123               | 2,875                | 23.37                          | 896                       | .17                           | 60    | 28          |
| McLaughlin Elementary      | 337               | 18,725               | 55.56                          | 18,032                    | 4.02                          | 21    | 66          |
| Marion High School         | 308               | 5,500                | 17.86                          | 4,500                     | .82                           | 150   | 30          |

File: LIBSTATS87871A

| TOTAL<br>VOLUMES | VOL. ADDED<br>DURING YEAR | PERIODICAL<br>SUBSCRIPTIONS | R/V MATERIALS<br>SOFTWARE | HARDWARE | HOURS OPEN<br>PER WEEK | HOURS LIB'N<br>WORK PER WEEK | TOTAL ADULT<br>STAFF HRS | ADULT STAFF<br>IN FTE'S |
|------------------|---------------------------|-----------------------------|---------------------------|----------|------------------------|------------------------------|--------------------------|-------------------------|
| 10,734           | 196                       | 61                          | 2,034                     | 194      | 40                     | 40                           | 40                       | 1.00                    |
| 9,746            | 300                       | 46                          | 1,785                     | 59       | 39.5                   | 20                           | 20                       | .50                     |
| 5,170            | 150                       | 45                          | 575                       | 48       | 36                     | 9                            | 9                        | .23                     |
| 13,044           | 507                       | 81                          | 2,930                     | 244      | 40                     | 40                           | 110                      | 2.75                    |
| 11,245           | 182                       | 57                          | 1,899                     | 155      | 40                     | 32                           | 64.5                     | 1.61                    |
| 5,091            | 167                       | 12                          | 1,080                     | 17       | 20                     | 0                            | 15                       | .38                     |
| 5,017            | 329                       | 24                          | 412                       | 117      | 30                     | 0                            | 30                       | .75                     |
| 6,219            | 316                       | 21                          | 358                       | 9        | 30                     | 0                            | 30                       | .75                     |
| 6,311            | 600                       | 15                          | 266                       | 16       | 22                     | 0                            | 17.5                     | .44                     |
| 6,977            | 324                       | 20                          | 341                       | 0        | 30                     | 0                            | 30                       | .75                     |
| 5,735            | 229                       | 51                          | 94                        | 29       | 40                     | 25                           | 50                       | 1.25                    |
| 2,437            | 74                        | 51                          | 169                       | 11       | 25                     | 18                           | 18                       | .45                     |
| 15,585           | 1,008                     | 81                          | 3,022                     | 86       | 40                     | 40                           | 50                       | 1.25                    |
| 4,948            | 59                        | 35NA                        |                           | 26       | 37                     | 20                           | 20                       | .50                     |
| 5,083            | 0                         | 51                          | 443                       | 56       | 18                     | 40                           | 80                       | 2.00                    |
| 2,579            | 121                       | 39                          | 497                       | 30       | 30                     | 0                            | 30                       | .75                     |
| 2,631            | 54                        | 8                           | 581                       | 33       | 15                     | 0                            | 15                       | .38                     |
| 4,856            | 377                       | 15                          | 1,581                     | 41       | 35                     | 20                           | 35                       | .88                     |
| 3,805            | 110                       | 46                          | 203                       | 78       | 40                     | 40                           | 40                       | 1.00                    |
| 6,653            | 90                        | 47                          | 1,229                     | 88       | 35                     | 30                           | 30                       | .75                     |
| 5,200            | 114                       | 75                          | 1,375                     | 15       | 37.5                   | 11.25                        | 37.5                     | .94                     |
| 4,490            | 145                       | 18                          | 394                       | 11       | 37.5                   | 26.25                        | 37.5                     | .94                     |
| 5,500 NA         |                           | 56                          | 471                       | 7NA      |                        | 20                           | 20                       | .50                     |

File: LIBSTATS87871A  
SCHOOL NAME  
OR DISTRICT

File: LIBSTATS87871A

STUDENT  
ASSISTANTS

SQ. FT. IN  
LIBRARY A/V AREA

SEATING BD. OK'D  
CAPACITY POLICY

SERVICES  
ILL

SERVICES  
BIBLIO.

SERVICES  
PRODUCT.

SERVICES  
PUB. USE

Hot Springs High Sch.  
Hot Springs Elementary

11

2,000 NA

75yes

yes

yes

yes

yes

Hoven High School

Howard High School  
Howard Elementary

0

2,900

364

72no

yes

no

no

yes

Hurley High School

3

744

210

36yes

no

no

no

yes

Huron High School

9

5,600 NA

115yes

yes

yes

yes

yes

Huron Middle School

35

4,320

408

100

yes

yes

yes

yes

Buchanan Elementary

0

756 NA

16

no

no

no

no

Jefferson Elementary

0

530 NA

10

no

no

no

no

Madison Elementary

0

812 NA

18

yes

no

yes

no

McKinley Elementary

0

NA

0

15

yes

no

no

no

Washington Elementary

0

720

0

15

yes

no

no

no

Highmore High School

Ipswich High School

0

1,465

0

20yes

yes

yes

yes

yes

Irene High School

3

1,500 NA

21yes

no

no

no

yes

Iroquois High School

8

1,368

437

40no

yes

yes

yes

yes

Isabel High School

0

1,043

240

35yes

yes

no

no

yes

Java Elementary

Jefferson High School

0

600

0

15no

no

yes

no

no

Jones Co. High School

0

255

0

15yes

no

no

no

no

Draper Elementary

0

483

483

15

no

no

no

yes

Murdo Elementary

0

NA

NA

15

no

no

no

yes

Kadoka High School

Kimball High School

0

NA

NA

54yes

yes

no

yes

yes

Letcher High School

Lyman High School

Kennebec Elementary

McIntosh High School

0

350 NA

50yes

no

no

no

yes

McLaughlin High School

0

950

706

37yes

yes

no

no

yes

McLaughlin Elementary

0

1,372 NA

34

yes

no

no

yes

Marion High School

0

500 NA

NA

no

no

no

yes

yes

| File: libstats8788<br>SCHOOL NAME<br>OR DISTRICT | ENROLL.<br>SERVED | TOTAL<br>CIRCULATION | CIRCULATION<br>PER CAPITA | BOOK<br>CIRCULATION | CIRCULATION<br>PER VOLUME | INTERLIBRARY<br>PRINT | LOAN REQUESTS<br>AUDIOVISUAL |
|--|-------------------|----------------------|---------------------------|---------------------|---------------------------|-----------------------|------------------------------|
| Brown High School                                | 750               | NA                   | NA                        | NA                  |                           | 310                   | 143                          |
| Williams Middle School                           | 736               | 9,360                | 12.72                     | 6,160               | 1.42                      | 0                     | 151                          |
| Piedmont Elementary                              | 180               | 1,583                | 8.79                      | 1,580               | 1.00                      | 300                   | 75                           |
| Stagebarn Elementary                             | 325               | 1,653                | 5.09                      | 1,650               | 1.00                      | 4000                  | 100                          |
| Sturgis Pub.Lib.(elem)                           |                   |                      |                           |                     |                           |                       |                              |
| Menno High School                                | 348               | 16,721               | 48.05                     | 15,800              | 1.05                      | 104                   | 95                           |
| Midland High School                              | 165               | 718                  | 4.35                      | 507                 | .09                       | 5                     | 20                           |
| Milbank High School                              | 405               | 2,314                | 5.71                      | 2,314               | .20                       | 38                    | 365                          |
| Milbank Middle School                            | 290               | 12,049               | 41.55                     | 10,309              | 1.78                      | 18                    | 75                           |
| Milbank Elementary                               | 595               | 32,425               | 54.50                     | 32,400              | 2.45                      | 1                     | 0                            |
| Miller High School                               | 640               | 17,957               | 28.06                     | 8,452               | .32                       | 164                   | 132                          |
| Lake Central High Sch.                           | 421               | 9,662                | 22.95                     | 5,939               | .47                       | 32                    | 45                           |
| Madison Jr. High                                 | 195               | 1,187                | 6.09                      | 1,187               | .32                       | 0                     | 0                            |
| Gorfield Elementary                              | 205               | 6,122                | 29.86                     | 5,426               | 1.00                      | 1                     | 0                            |
| Lincoln Elementary                               | 266               | 10,265               | 38.59                     | 9,355               | 1.86                      | 12                    | 9                            |
| Washington Elementary                            | 280               | 15,980               | 57.07                     | 13,175              | 2.33                      | 20                    | 52                           |
| Lake Preston High Sch.                           |                   |                      |                           |                     |                           |                       |                              |
| Langford High School                             | 278               | 6,317                | 22.72                     | 3,597               | .38                       | 30                    | 49                           |
| Lead High School                                 | 400               | 3,350                | 8.38                      | 3,200               | .23                       | 65                    | 72                           |
| Deadwood Jr. H./Elem.                            | 600               | 2,863                | 4.77                      | 2,863               | 1.26                      | 19NA                  |                              |
| Central Elementary                               | 461               | 17,640               | 38.26                     | 16,200              | 1.20                      | 25                    | 1                            |
| Lemmon High School                               |                   |                      |                           |                     |                           |                       |                              |
| Lennox High School                               | 369               | 3,285                | 8.90                      | 2,483               | .36                       | 87                    | 60                           |
| Chancellor Elementary                            |                   |                      |                           |                     |                           |                       |                              |
| Lennox Elementary                                | 400               | 6,658                | 16.64                     | 6,619               | NA                        | 0                     | 72                           |
| Tea Elementary                                   | 182               | 6,427                | 35.31                     | 6,427               | 2.28                      | 0                     | 187                          |
| Tea Primary                                      | 159               | 5,986                | 37.65                     | 5,986               | 3.42                      | 0                     | 7                            |
| Worthing Elementary                              | 120               | 4,273                | 35.61                     | 4,239               | 1.00                      | 1                     | 45                           |
| Leola High School                                | 322               | 7,771                | 24.13                     | 7,500               | .88                       | 86                    | 169                          |
| Mitchell High School                             | 592               | 19,128               | 32.31                     | 1,335               | .11                       | 52                    | 56                           |
| Mitchell Jr. High School                         | 786               | 16,604               | 21.12                     | 4,146               | .37                       | 0                     | 3                            |
| Eugene Field Elementary                          | 343               | 17,194               | 50.13                     | 16,861              | 3.44                      | 0                     | 30                           |
| Litchfield Elementary                            | 365               | 20,028               | 54.87                     | 19,371              | 3.19                      | 25                    | 30                           |
| Longfellow Elementary                            | 401               | 20,770               | 51.80                     | 19,132              | 3.03                      | 26                    | 40                           |
| Whittier Elementary                              | 315               | 17,367               | 55.13                     | 17,118              | 3.16                      | 10                    | 50                           |
| Mobridge High School                             | 336               | 2,848                | 8.48                      | 1,643               | .24                       | 187                   | 32                           |
| Beadle Elementary                                |                   |                      |                           |                     |                           |                       |                              |
| Freeman Davis Elementar                          |                   |                      |                           |                     |                           |                       |                              |
| Montrose High School                             | 91                | 860                  | 9.45                      | 425                 | .09                       | 184                   | 100                          |
| St. Vernon High School                           | 194               | 6,813                | 35.12                     | 5,602               | .55                       | 43                    | 27                           |

| File:         | libstats8788           |                          |                        |          |                     |                           |                       |                      |  |
|---------------|------------------------|--------------------------|------------------------|----------|---------------------|---------------------------|-----------------------|----------------------|--|
| TOTAL VOLUMES | VOL. ADDED DURING YEAR | PERIODICAL SUBSCRIPTIONS | A/V MATERIALS SOFTWARE | HARDWARE | HOURS OPEN PER WEEK | HOURS LIB'N WORK PER WEEK | TOTAL ADULT STAFF HRS | ADULT STAFF IN FTE'S |  |
| 6,044 NA      |                        | 84                       | 562                    | 123      | 35                  | 35                        | 35                    | .88                  |  |
| 4,350         | 55                     | 58                       | 732                    | 98       | 38                  | 38                        | 38                    | .95                  |  |
| 1,580         | 80                     | 0                        | 0                      | 11       | 7.5                 | 0                         | 7.5                   | .19                  |  |
| 1,650         | 150                    | 0                        | 0                      | 11       | 7.5                 | 0                         | 7.5                   | .19                  |  |
| 15,084        | 184                    | 58                       | 896                    | 73       | 43                  | 40                        | 43                    | 1.07                 |  |
| 5,717         | 74                     | 34                       | 234                    | 22NA     |                     | 5                         | 5                     | .12                  |  |
| 11,579        | 78                     | 83                       | 1,147                  | 74       | 40                  | 40                        | 40                    | 1.00                 |  |
| 5,791         | 202                    | 35                       | 440                    | 29       | 35                  | 0                         | 35                    | .88                  |  |
| 13,248        | 200                    | 25                       | 1,479                  | 7        | 35                  | 0                         | 35                    | .88                  |  |
| 26,241        | 213                    | 93                       | 3,397                  | 318      | 40                  | 40                        | 80                    | 2.00                 |  |
| 12,762        | 796                    | 141                      | 119                    | 31       | 40                  | 36                        | 66                    | 1.65                 |  |
| 3,754         | 114                    | 38                       | 225                    | 5NA      |                     | 0                         | 35                    | .88                  |  |
| 5,439         | 155                    | 26                       | 1,257                  | 58       | 32.5                | 0                         | 32.5                  | .81                  |  |
| 5,022         | 145                    | 26                       | 1,365                  | 32       | 32.5                | 0                         | 32.5                  | .81                  |  |
| 5,643         | 166                    | 18                       | 1,026                  | 59       | 34                  | 0                         | 32                    | .80                  |  |
| 9,373         | 788                    | 46                       | 807                    | 46       | 35                  | 17.5                      | 35                    | .88                  |  |
| 13,824        | 750                    | 86                       | 1,890                  | 283      | 35                  | 35                        | 70                    | 1.75                 |  |
| 2,270         | 2,295                  | 51                       | 172                    | 6        | 37.5                | 37.5                      | 89.25                 | 2.23                 |  |
| 13,501        | 341                    | 34                       | 1,765                  | 26       | 35                  | 40                        | 40                    | 1.00                 |  |
| 6,869         | 234                    | 96                       | 336                    | 42       | 40                  | 40                        | 40                    | 1.00                 |  |
| NA            | 0                      | 39                       | 1,322                  | 25       | 40                  | 0                         | 40                    | 1.00                 |  |
| 2,822         | 113                    | 21                       | 254                    | 16       | 17.5                | 0                         | 17.5                  | .44                  |  |
| 1,752         | 92                     | 11                       | 106                    | 8        | 12.5                | 0                         | 12.5                  | .31                  |  |
| 4,239         | 150                    | 36                       | 0                      | 13       | 40                  | 0                         | 20                    | .50                  |  |
| 8,523         | 355                    | 47                       | 1,023                  | 63       | 38                  | 45                        | 45                    | 1.12                 |  |
| 11,637        | 221                    | 87                       | 2,238                  | 170      | 40                  | 40                        | 110                   | 2.75                 |  |
| 11,175        | 485                    | 90                       | 4,518                  | 262      | 45                  | 50                        | 112.5                 | 2.81                 |  |
| 4,908         | 238                    | 8                        | 1,792                  | 122      | 40                  | 7                         | 44.5                  | 1.11                 |  |
| 6,066         | 245                    | 19                       | 1,246                  | 108      | 37.5                | 7                         | 44.5                  | 1.11                 |  |
| 6,304         | 368                    | 14                       | 1,109                  | 127      | 35                  | 7                         | 42                    | 1.05                 |  |
| 5,415         | 360                    | 11                       | 622                    | 96       | 35                  | 7                         | 42                    | 1.05                 |  |
| 6,828         | 106                    | 77                       | 981                    | 4        | 37.5                | 20                        | 37.5                  | .94                  |  |
| 3,000 NA      |                        | 60                       | 353                    | 30       | 38.5                | 20                        | 20                    | .50                  |  |
| 10,164        | 312                    | 68                       | 1,547                  | 48       | 37.5                | 23.5                      | 39.5                  | .99                  |  |

SCHOOL NAME  
OR DISTRICTSTUDENT  
ASSISTANTSSQ. FT. IN  
LIBRARY A/V AREASEATING BD. OK'D  
CAPACITY POLICYSERVICES  
ILLSERVICES  
BIBLIO.SERVICES  
PRODUCT.SERVICES  
PUB. USE

|                          |    |       |     |     |     |     |     |     |     |
|--------------------------|----|-------|-----|-----|-----|-----|-----|-----|-----|
| Brown High School        | 14 | NA    | NA  | 80  | yes | yes | yes | no  | yes |
| Williams Middle School   | 3  | 1,750 | 540 | 58  | no  | yes | no  | no  | yes |
| Piedmont Elementary      | 0  | 900   | 0   | 50  | yes | no  | no  | no  | yes |
| Stagsbarn Elementary     | 0  | 900   | 0   | 50  | yes | no  | no  | no  | yes |
| Sturgis Pub.Lib.(elem)   |    |       |     |     |     |     |     |     |     |
| Menno High School        | 2  | 178   | NA  | 76  | yes | yes | no  | yes | yes |
| Midland High School      | 1  | NA    | 0   | 42  | no  | yes | no  | no  | no  |
| Milbank High School      | 3  | 3,920 | 588 | 80  | yes | yes | no  | no  | yes |
| Milbank Middle School    | 0  | 1,728 | 400 | 50  | no  | no  | no  | no  | no  |
| Milbank Elementary       | 4  | NA    | NA  | 30  | yes | yes | no  | no  | yes |
| Miller High School       | 6  | 3,250 | NA  | 80  | yes | no  | yes | yes | yes |
| Lake Central High Sch.   | 0  | 2,736 | 780 | 104 | yes | yes | no  | yes | yes |
| Madison Jr. High         | 0  | NA    | NA  | 24  | yes | yes | no  | no  | yes |
| Garfield Elementary      | 0  | 264   | 756 | 30  | no  | no  | yes | no  | no  |
| Lincoln Elementary       | 0  | 384   | 864 | 32  | yes | yes | yes | no  | no  |
| Washington Elementary    | 8  | 792   | 10  | 24  | yes | yes | no  | yes | no  |
| Lake Preston High Sch.   |    |       |     |     |     |     |     |     |     |
| Langford High School     | 13 | 1,134 | NA  | 14  | no  | no  | no  | yes | no  |
| Lead High School         | 3  | 8,150 | 792 | 100 | yes | yes | yes | yes | yes |
| Deadwood Jr H./Elem.     | 1  | NA    | NA  | 73  | yes | yes | no  | no  | yes |
| Central Elementary       | 1  | 1,088 | 450 | 34  | yes | yes | yes | no  | no  |
| Lesson High School       |    |       |     |     |     |     |     |     |     |
| Lennox High School       | 3  | 2,850 | NA  | 55  | yes | yes | yes | yes | yes |
| Chancellor Elementary    |    |       |     |     |     |     |     |     |     |
| Lennox Elementary        | 0  | NA    | 0   | 31  | NA  | NA  | NA  | NA  | NA  |
| Tea Elementary           | 0  | 638   | 64  | 25  | no  | no  | no  | no  | no  |
| Tea Primary              | 0  | 957   | 80  | 25  | no  | no  | no  | no  | no  |
| Worthing Elementary      | 0  | 1,460 | NA  | 60  | no  | no  | no  | no  | no  |
| Leola High School        | 0  | 2,640 | 32  | 38  | yes | yes | yes | yes | yes |
| Mitchell High School     | 0  | 2,616 | 520 | 76  | yes | yes | yes | yes | yes |
| Mitchell Jr. High School | 24 | 5,483 | NA  | 120 | yes | yes | no  | yes | yes |
| Eugene Field Elementary  | 2  | NA    | NA  | 8   | yes | yes | no  | no  | yes |
| Litchfield Elementary    | 0  | 1,500 | NA  | 30  | yes | yes | no  | no  | no  |
| Longfellow Elementary    | 0  | 1,680 | NA  | 6   | yes | yes | no  | no  | yes |
| Whittier Elementary      | 0  | 510   | NA  | 20  | yes | yes | no  | no  | yes |
| Mobridge High School     | 0  | 2,500 | 30  | 28  | no  | yes | yes | yes | yes |
| Beadle Elementary        |    |       |     |     |     |     |     |     |     |
| Freeman Davis Elementar  |    |       |     |     |     |     |     |     |     |
| Montrose High School     | 0  | 611   | NA  | 8   | no  | no  | no  | yes | yes |
| Vernon High School       | 0  | 400   | 0   | 8   | yes | yes | yes | yes | no  |

| SCHOOL NAME<br>OR DISTRICT | ENROLL.<br>SERVED | TOTAL<br>CIRCULATION | CIRCULATION<br>PER CAPITA | BOOK<br>CIRCULATION | CIRCULATION<br>PER VOLUME | INTERLIBRARY LOAN REQUESTS<br>PRINT | AUDIOVISUAL |
|----------------------------|-------------------|----------------------|---------------------------|---------------------|---------------------------|-------------------------------------|-------------|
| New Effington High Sch.    | 108               | 1,200                | 11.11                     | 700                 | .20                       | 78                                  | 48          |
| Newell High School         | 400               | 6,105                | 15.26                     | 5,610               | .59                       | 1,443                               | 143         |
| New Underwood High Sch.    | 220               | 9,596                | 43.62                     | 8,455               | 1.11                      | 10                                  | 30          |
| Northwestern High Sch.     | 295               | 7,910                | 26.81                     | 7,880               | .73                       | 10                                  | 42          |
| Delrichs High School       | 103               | 4,145                | 40.24                     | 4,000               | .67                       | 21                                  | 34          |
| Oldham Elementary          | 52                | 2,430                | 46.73                     | 2,250               | 1.00                      | 0                                   | 10          |
| Parker High School         |                   |                      |                           |                     |                           |                                     |             |
| Parkston High School       |                   |                      |                           |                     |                           |                                     |             |
| Riggs High School          | 575               | 62,689               | 109.02                    | 23,887              | 2.44                      | 836                                 | 258         |
| Pierre Jr. High School     | 600               | 62,750               | 104.58                    | 43,927              | 6.14                      | 75                                  | 191         |
| Plankinton High School     | 293               | 13,579               | 46.34                     | 12,225 NA           |                           | 75                                  | 38          |
| Platte High School         | 503               | 9,035                | 17.96                     | 7,311               | .67                       | 522                                 | 94          |
| Pellock High School        | 125               | 2,925                | 23.40                     | 2,000               | .25                       | 76                                  | 70          |
| Pelo High School           | 32                | 8,000                | 250.00                    | 2,500               | 1.13                      | 37                                  | 265         |
| Ramona High School         | 146               | 7,432                | 50.90                     | 7,432               | .45                       | 150                                 | 80          |
| Central High School        | 1,607             | 16,927               | 10.53                     | 7,947               | .42                       | 80                                  | 483         |
| Stevens High School        | 1,151             | 13,600               | 11.82                     | 13,500 NA           |                           | 49 NA                               |             |
| Dakota Jr. High School     | 822 NA            | 7,665 NA             | 13.99 NA                  | 6,723 NA            | .84 NA                    | NA                                  |             |
| North Jr. High School      | 548               | 17,100               | 25.15                     | 13,500              | 1.96                      | 5                                   | 0           |
| South Jr. High School      | 680               | 7,900                | 10.68                     | 7,900               | 1.02                      | 0 NA                                |             |
| West Jr. High School       | 740               | 26,064               | 70.06                     | 23,508              | 4.25                      | 4                                   | 10          |
| Annie Tallent Elementary   | 372               | 19,584               | 48.96                     | 19,584              | 3.95                      | 0                                   | 0           |
| Beadie Elementary          | 400               | 11,000               | 24.44                     | 11,000              | 2.38 NA                   | NA                                  |             |
| Bergquist Elementary       | 450               | 43,553               | 80.06                     | 43,200              | 8.34                      | 0                                   | C           |
| Black Hawk Elementary      | 544               | 25,632               | 58.92                     | 25,272              | 4.68 NA                   | NA                                  |             |
| Canyon Lake Elementary     | 435               | 6,050                | 27.01                     | 6,000               | 1.74                      | 20                                  | 0           |
| Cleghorn Elementary        | 224               | 13,032               | 50.51                     | 12,924              | 4.03                      | 24 NA                               |             |
| Garfield Elementary        | 258               | 23,309               | 60.54                     | 21,420              | 3.38                      | 4                                   | 10          |
| Grandview Elementary       | 385               | 24,622               | 49.24                     | 24,372              | 4.72                      | 0                                   | 0           |
| Horace Mann Elementary     | 500               | 16,560               | 56.91                     | 16,380              | 2.98                      | 0 NA                                |             |
| Kaillwood Elementary       | 291               | 15,652               | 69.88                     | 15,632              | 0.00                      | 0                                   | 0           |
| Lincoln Elementary         | 224               | 40,300               | 57.08                     | 40,000              | 4.68                      | 0                                   | 0           |
| Meadowbrook Elementary     | 706               | 18,925               | 39.93                     | 18,800              | 2.76                      | 0                                   | 0           |
| Pinedale Elementary        | 474               | 24,150               | 39.98                     | 24,000              | 3.89                      | 20                                  | 0           |
| Rapid Valley Elementary    | 604               | 33,408               | 51.16                     | 32,832              | 3.74                      | 2                                   | 0           |
| Robbinsdale Elementary     | 653               | 19,090               | 53.03                     | 19,000              | 3.74                      | 0                                   | 0           |
| South Canyon Elementary    | 360               | 7,220                | 41.02                     | 7,200               | 9.02                      | 600                                 | 0           |
| Valley View Elementary     | 176               | 13,245               | 35.51                     | 13,125              | 2.75                      | 0                                   | 0           |
| Wison Elementary           | 373               | 9,594                |                           | 2,277               |                           | 98                                  | 2,766       |
| struct. Nat. Center        |                   |                      |                           |                     |                           |                                     |             |

| File:   | libstats8788 |               |                   |            |               |             |             |  |      |
|---------|--------------|---------------|-------------------|------------|---------------|-------------|-------------|--|------|
| TOTAL   | VOL. ADDED   | PERIODICAL    | A/U MATERIALS     | HOURS OPEN | HOURS LIB'N   | TOTAL ADULT | ADULT STAFF |  |      |
| VOLUMES | DURING YEAR  | SUBSCRIPTIONS | SOFTWARE HARDWARE | PER WEEK   | WORK PER WEEK | STAFF HRS   | IN FTE'S    |  |      |
| 3,485   | 85           | 32            | 113               | 2          | 16.25         | 16.25       | 16.25       |  | .41  |
| 9,441   | 170          | 28            | 314               | 36         | 40            | 50          | 50          |  | 1.25 |
| 7,612   | 743          | 47            | 309               | 66         | 40            | 20          | 40          |  | 1.00 |
| 10,800  | 3,120        | 33            | 1,086             | 36         | 40            | 20          | 20          |  | .50  |
| 5,959   | 114          | 27            | 250               | 31NA       |               | 15.5        | 15.5        |  | .39  |
| 2,250   | 100          | 24            | 125               | 35         | 2.5           | 2.5         | 2.5         |  | .06  |
| 9,791   | 392          | 70            | 4,574             | 25         | 40            | 40          | 77.5        |  | 1.94 |
| 7,157   | 392          | 104           | 1,883             | 55         | 40            | 40          | 75          |  | 1.88 |
| NA      | 17           | 47            | 1,270             | 40         | 40            | 20          | 60          |  | 1.50 |
| 10,931  | 133          | 62            | 1,777             | 170        | 35            | 40          | 40          |  | 1.00 |
| 8,074   | 175          | 42            | 230               | 20         | 35            | 20          | 20          |  | .50  |
| 2,213   | 15           | 44            | 381               | 25         | 35            | 10          | 10          |  | .25  |
| 16,368  | 781          | 33            | 460               | 34         | 40            | 20          | 20          |  | .50  |
| 18,849  | 4,434        | 113           |                   | 6          | 45            | 40          | 100         |  | 2.50 |
| NA      | NA           | 106           | NA                |            | 42.5          | 40          | 120         |  | 3.00 |
| 7,912   | 390          | 55            |                   | 65         | 40            | 40          | 40          |  | 1.00 |
| 8,015   | 430          | 35            |                   | 49         | 40            | 50          | 50          |  | 1.25 |
| 6,893   | 310          | 38            |                   | 50         | 37.5          | 40          | 40          |  | 1.00 |
| 7,742   | 434          | 87            |                   | 60         | 40            | 40          | 40          |  | 1.00 |
| 5,528   | 198          | 18            | 25                | 2NA        |               | 17.5        | 35          |  | .88  |
| 4,964   | 307          | 20            |                   | 5          | 30            | 15          | 34          |  | .85  |
| 4,626   | 326          | 15            |                   | 90         | 28            | 20          | 40          |  | 1.00 |
| 5,180   | 344          | 22            |                   | 74         | 35            | 17.5        | 35          |  | .88  |
| 5,399   | 215          | 22            |                   | 77         | 24.5          | 14          | 28          |  | .70  |
| 3,445   | 233          | 16            | 6                 | 1          | 16            | 11          | 21.5        |  | .54  |
| 3,204   | 137          | 19            |                   | 67         | 17.5          | 10.5        | 17.5        |  | .44  |
| 6,337   | 350          | 18            |                   | 1          | 21.5          | 14          | 31          |  | .78  |
| 5,160   | 183          | 13            |                   | 91         | 37.5          | 21          | 35          |  | .88  |
| 5,498   | 145          | 18            |                   | 75         | 17.5          | 10.5        | 21          |  | .53  |
| 4,001   | 119          | 8             |                   | 77         | 14            | 10          | 20          |  | .50  |
| 8,542   | 398          | 18            |                   | 4          | 35            | 24.5        | 45.5        |  | 1.14 |
| 6,817   | 204          | 15            |                   | 126        | 40            | 20          | 39          |  | .97  |
| 6,173   | 527          | 28            |                   | 4          | 31            | 24          | 48.5        |  | 1.21 |
| 8,779   | 247          | 28            |                   | 90         | 28            | 28          | 49          |  | 1.23 |
| 5,079   | 131          | 21            |                   | 1          | 17.5          | 10.5        | 24.5        |  | .61  |
| 798     | 800          | 20            |                   | 1          | 6             | 6           | 10          |  | .25  |
| 4,774   | 162          | 12            |                   | 113        | 40            | 16          | 31          |  | .78  |
| 3,241   | 0            | 50            | 17,975            | 107        | 40            | 40          | 120         |  | 3.00 |



File: libstats8788  
SCHOOL NAME  
OR DISTRICT

File: libstats8788  
STUDENT  
ASSISTANTS

|                          |    | SQ. FT. IN<br>LIBRARY | A/V<br>AREA | SEATING<br>CAPACITY | BD. OK'D<br>POLICY | SERVICES<br>ILL | SERVICES<br>BIBLIO. | SERVICES<br>PRODUCT. | SERVICES<br>PUB. USE |
|--------------------------|----|-----------------------|-------------|---------------------|--------------------|-----------------|---------------------|----------------------|----------------------|
| New Effington High Sch.  | 0  | 600                   | NA          |                     | 20yes              | no              | no                  | no                   | yes                  |
| Newell High School       | 0  | 2,196                 | 0           |                     | 30no               | no              | no                  | no                   | yes                  |
| New Underwood High Sch.  | 2  | NA                    | NA          |                     | 32no               | yes             | no                  | yes                  | NA                   |
| Northwestern High Sch.   | 3  | 1,530                 | 350         |                     | 24yes              | no              | no                  | no                   | yes                  |
| Oelrichs High School     | 0  | 885                   | NA          |                     | 18no               | no              | no                  | no                   | yes                  |
| Oldham Elementary        | 0  | 1,350                 | NA          |                     | 32no               | no              | no                  | no                   | yes                  |
| Parker High School       |    |                       |             |                     |                    |                 |                     |                      |                      |
| Parkston High School     |    |                       |             |                     |                    |                 |                     |                      |                      |
| Riggs High School        | 0  | 5,700                 | NA          |                     | 60yes              | yes             | yes                 | yes                  | yes                  |
| Pierre Jr. High School   | 12 | 2,270                 | 715         |                     | 98                 | yes             | yes                 | yes                  | no                   |
| Plankinton High School   | 0  | 768                   | NA          | NA                  | yes                | no              | no                  | yes                  | yes                  |
| Platte High School       | 0  | 2,720                 | 320         |                     | 64yes              | yes             | yes                 | no                   | yes                  |
| Pollock High School      | 2  | 2,606                 | NA          |                     | 65no               | yes             | no                  | no                   | yes                  |
| Polo High School         | 0  | 342                   | NA          |                     | 12yes              | no              | yes                 | yes                  | yes                  |
| Ramona High School       | 4  | 784                   | 0           |                     | 12no               | yes             | no                  | no                   | no                   |
| Central High School      | 1  | 1,000                 | 100         |                     | 196yes             | yes             | yes                 | yes                  | yes                  |
| Stevens High School      | 27 | NA                    | NA          |                     | 110                | no              | yes                 | no                   | no                   |
| Dakota Jr. High School   | 3  | NA                    | NA          |                     | 43                 | yes             | yes                 | yes                  | no                   |
| North Jr. High School    | 6  | 2,400                 | NA          |                     | 50                 | yes             | yes                 | no                   | yes                  |
| South Jr. High School    | 6  | 2,400                 | NA          |                     | 60                 | yes             | yes                 | NA                   | yes                  |
| West Jr. High School     | 9  | 2,165                 | 0           |                     | 80                 | yes             | yes                 | yes                  | yes                  |
| Annie Tallent Elementary | 0  | 418                   | 30          |                     | 24                 | yes             | yes                 | yes                  | yes                  |
| Beadle Elementary        | 0  | 1,500                 | 0           |                     | 32                 | yes             | yes                 | yes                  | no                   |
| Bergquist Elementary     | 0  | 840                   | NA          |                     | 30                 | yes             | yes                 | yes                  | yes                  |
| Black Hawk Elementary    |    | 1,802                 | 150         |                     | 40                 | yes             | yes                 | yes                  | yes                  |
| Canyon Lake Elementary   | 0  | 551                   | 411         |                     | 30                 | yes             | yes                 | yes                  | yes                  |
| Cleghorn Elementary      | 8  | 459                   | 0           |                     | 24                 | no              | yes                 | yes                  | no                   |
| Garfield Elementary      | 0  | 400                   | NA          |                     | 36                 | yes             | yes                 | yes                  | yes                  |
| Grandview Elementary     | 0  | 900                   | NA          |                     | 34                 | yes             | yes                 | yes                  | no                   |
| Horace Mann Elementary   | 0  | 1,200                 | NA          |                     | 35                 | yes             | yes                 | yes                  | yes                  |
| Knollwood Elementary     | 0  | 444                   | NA          |                     | 28                 | yes             | yes                 | yes                  | yes                  |
| Lincoln Elementary       | 0  | 450                   | 0           |                     | 30                 | yes             | yes                 | yes                  | yes                  |
| Meadowbrook Elementary   | 0  | 1,230                 | NA          |                     | 30                 | yes             | yes                 | no                   | yes                  |
| Pinedale Elementary      | 0  | 2,024                 | NA          |                     | 36                 | no              | yes                 | no                   | yes                  |
| Rapid Valley Elementary  | 24 | 2,200                 | 0           |                     | 42                 | no              | yes                 | yes                  | no                   |
| Rpbblnsdale Elementary   | 11 | 1,713                 | NA          |                     | 35                 | yes             | yes                 | yes                  | yes                  |
| South Canyon Elementary  | 0  | 900                   | 0           |                     | 30                 | yes             | yes                 | no                   | yes                  |
| Valley View Elementary   | 0  | 512                   | 0           |                     | 27                 | no              | yes                 | yes                  | no                   |
| Wilson Elementary        | 0  | NA                    | NA          |                     | 30                 | no              | yes                 | no                   | yes                  |
| Instruct. Mat. Center    | 2  | 5,600                 | 4,000       |                     | 50                 | yes             | yes                 | yes                  | NA                   |

| SCHOOL NAME<br>OR DISTRICT | ENROLL.<br>SERVED       | TOTAL<br>CIRCULATION | CIRCULATION<br>PER CAPITA | BOOK<br>CIRCULATION | CIRCULATION<br>PER VOLUME | INTERLIBRARY<br>PRINT | LOAN REQUESTS<br>AUDIOVISUAL |
|----------------------------|-------------------------|----------------------|---------------------------|---------------------|---------------------------|-----------------------|------------------------------|
| Redfield High School       | 346                     | 8,761                | 25.32                     | 7,467               | .62                       | 37                    | 77                           |
| Redfield Elementary        | 499                     | 29,621               | 59.36                     | 28,600              | 3.17                      | 10                    | 323                          |
| Roscoe High School         | 159                     | 4,278                | 26.91                     | 3,744               | .40                       | 166                   | 191                          |
| Rosholt High School        |                         |                      |                           |                     |                           |                       |                              |
| Rosholt Elementary         | 121                     | 5,838                | 48.25                     | 5,400               | 1.11                      | 6                     | 18                           |
| Roslyn High School         | 179                     | 7,620                | 42.57                     | 6,300               | 1.08                      | 95                    | 75                           |
| Rutland High School        | 144                     | 3,000                | 20.83                     | 1,200               | .44                       | 203                   | 135                          |
| Salem High School          | 350 NA                  | NA                   | NA                        | NA                  |                           | 7                     | 142                          |
| Scotland High School       | 184                     | 3,800                | 20.65                     | 1,600               | .25                       | 70                    | 10                           |
| Scotland Elementary        | 274                     | 3,810                | 13.91                     | 3,500               | .50                       | 8                     | 50                           |
| Selby High School          | 247                     | 7,151                | 28.95                     | 7,151               | .82                       | 374                   | 70                           |
| Batesland Elementary       | 176                     | 8,510                | 48.35                     | 8,510               | .56                       | 0                     | 108                          |
| Rockyford Elementary       |                         |                      |                           |                     |                           |                       |                              |
| Wolf Creek Elementary      |                         |                      |                           |                     |                           |                       |                              |
| Lincoln High School        | 1,532                   | 39,524               | 25.80                     | 12,409              | .60                       | 0                     | 262                          |
| Washington High School     | 1,506                   | 30,100               | 19.99                     | 7,332               | .26                       | 0                     | 530                          |
| Axtell Park Jr. High Sch   | 670                     | 19,897               | 29.70                     | 12,467              | 1.02                      | 0                     | 38                           |
| Edison Jr. High School     | 800                     | 30,000               | 37.50                     | 25,000              | 1.52                      | 0                     | 705                          |
| Patrick Henry Jr. High     | 869                     | 15,399               | 17.72                     | 10,765              | .46                       | 0                     | 0                            |
| Whittier Jr. High School   | 713                     | 31,340               | 48.16                     | 10,926              | .72                       | 21                    | 504                          |
| Bancroft Elementary        | 246                     | 21,500               | 87.40                     | 17,000              | 7.17                      | 0                     | 0                            |
| Cleveland Elementary       | 915                     | 13,018               | 14.23                     | 13,000              | 1.00                      | 0                     | 0                            |
| Emerson Elementary         | 368                     | 3,483                | 9.46                      | 2,730               | 1.89                      | 3                     | 37                           |
| Eugene Field Elementary    | 285                     | 28,224               | 99.03                     | 25,200              | 3.74NA                    | NA                    |                              |
| Franklin Elementary        | 323 NA                  | NA                   | NA                        | NA                  | NA                        | NA                    |                              |
| Garfield Elementary        | 459                     | 39,240               | 81.13                     | 37,440              | 4.93                      | 0                     | 0                            |
| Harvey Dunn Elementary     | 475                     | 27,360               | 57.60                     | 27,000              | 5.00NA                    | NA                    |                              |
| Hawthorne Elementary       | 600                     | 18,300               | 30.50                     | 17,500              | 1.28                      | 0                     | 0                            |
| Hayward Elementary         | not open during 1986-87 |                      |                           |                     |                           |                       |                              |
| Horace Mann Elementary     | 425                     | 28,828               | 67.83                     | 28,800              | 2.72                      | 0                     | 0                            |
| Irving Elementary          | 116                     | 8,200                | 70.69                     | 8,000               | 2.67NA                    | NA                    |                              |
| Jane Addams Elementary     | 268 NA                  | NA                   | NA                        | NA                  |                           | 0                     | 500                          |
| Jefferson Elementary       | 437                     | 44,601               | 102.06                    | 44,052              | 9.21                      | 0                     | 0                            |
| John F. Kennedy Elem.      | 682                     | 17,417               | 25.54                     | 16,759              | 3.97                      | 11                    | 0                            |
| Laura B. Anderson Elem.    | 300                     | 7,027                | 23.42                     | 7,007               | .94                       | 0                     | 0                            |
| Laura Wilder Elementary    | 610                     | 8,010                | 13.13                     | 8,000               | .91                       | 0                     | 0                            |
| Lincoln Elementary         | 166                     | 10,232               | 61.64                     | 10,232              | 2.48                      | 0                     | 0                            |
| Longfellow Elementary      | 428                     | 1,400                | 3.27                      | 1,400               | .11                       | 0                     | 0                            |
| Lowell Elementary          | 460                     | 28,980               | 63.00                     | 28,900              | 2.94                      | 0                     | 0                            |
| Mark Twain Elementary      | 385                     | 15,703               | 40.79                     | 15,298              | 1.81                      | 0                     | 0                            |
| Oscar Howe Elementary      | 523 NA                  | NA                   | NA                        | NA                  |                           | 40                    | 8                            |
| Renberg Elementary         | 196                     | 14,472               | 73.84                     | 14,400              | 3.57                      | 0                     | 180                          |
| Robert Frost Elementary    | 355 NA                  | NA                   | NA                        | NA                  |                           | 0                     | 0                            |

| File:         | libstats8788           |                          |                                 |     |                     |                           |                       |                      |
|---------------|------------------------|--------------------------|---------------------------------|-----|---------------------|---------------------------|-----------------------|----------------------|
| TOTAL VOLUMES | VOL. ADDED DURING YEAR | PERIODICAL SUBSCRIPTIONS | A/V MATERIALS SOFTWARE HARDWARE |     | HOURS OPEN PER WEEK | HOURS LIB'N WORK PER WEEK | TOTAL ADULT STAFF HRS | ADULT STAFF IN FTE'S |
| 11,950        | 360                    | 68                       | 641                             |     | 35                  | 20                        | 35.5                  | .89                  |
| 9,023         | 616                    | 25                       | 2,650                           | 188 | 37.5                | 20                        | 35.5                  | .89                  |
| 9,466         | 234                    | 41                       | 1,014                           | 23  | 20                  | 20                        | 20                    | .50                  |
| 4,664         | 66                     | 6                        | 402                             | 24  | 35                  | 0                         | 13                    | .33                  |
| 5,825         | 118                    | 44                       | 15                              | 0   | 20                  | 20                        | 20                    | .50                  |
| 2,718         | 87                     | 57                       | 800                             | 30  | 42.5                | 16                        | 16                    | .40                  |
| 7,110         | 100                    | 58                       | 1,106                           | 80  | 40                  | 18.75                     | 18.75                 | .47                  |
| 6,340         | 175                    | 52                       | 1,412                           | 49  | 25                  | 25                        | 25                    | .62                  |
| 7,045         | 55                     | 21                       | 772                             | 61  | 20                  | 15                        | 15                    | .38                  |
| 8,757         | 371                    | 50                       | 816                             | 23  | 40                  | 30                        | 35                    | .88                  |
| 15,100        | 166                    | 33                       | 2,306                           | 80  | 40                  | 0                         | 80                    | 2.00                 |
| 20,560        | 1,899                  | 112                      | 607                             | 237 | 44                  | 40                        | 120                   | 3.00                 |
| 28,053        | 2,617                  | 203                      | 2,451                           | 261 | 45                  | 40                        | 130                   | 3.25                 |
| 12,232        | 877                    | 83                       | 1,614                           | 46  | 40                  | 40                        | 80                    | 2.00                 |
| 16,500        | 500                    | 68                       | 6,291                           | 24  | 40                  | 40                        | 80                    | 2.00                 |
| 23,239        | 1,091                  | 93                       | 547                             | 266 | 40                  | 40                        | 120                   | 3.00                 |
| 15,072        | 336                    | 73                       | 5,796                           | 400 | 42.5                | 40                        | 80                    | 2.00                 |
| 2,670         | 49                     | 12                       | 319                             | 1   | 40                  | 0                         | 17.5                  | .44                  |
| 13,018        | 800                    | 9                        | 110                             | 0   | 35                  | 0                         | 30                    | .75                  |
| 1,448         | 152                    | 10                       | 318                             | 12  | 35                  | 0                         | 15                    | .38                  |
| 6,731         | 576                    | 12                       | 92                              | 101 | 40                  | 0                         | 20                    | .50                  |
| 3,000         | 230                    | 16                       | 1                               | 0   | 30                  | 0                         | 20                    | .50                  |
| 7,594         | 739                    | 13                       | 59                              | 0   | 40                  | 0                         | 25                    | .62                  |
| 5,400         | 250                    | 15                       | 485                             | 0   | 35                  | 0                         | 25                    | .62                  |
| 13,725        | 325                    | 31                       | 217                             | 82  | 40                  | 0                         | 32.5                  | .81                  |
| 10,607        | 381                    | 23                       | 138                             | 0   | 35                  | 0                         | 25                    | .62                  |
| 3,000         | 150                    | 9NA                      | NA                              | 0   | 16                  | 0                         | 10                    | .25                  |
| 7,962         | 280                    | 18                       | 410                             | 0   | 40                  | 0                         | 20                    | .50                  |
| 4,781         | 435                    | 25                       | 18                              | 1NA | 0                   | 0                         | 25                    | .62                  |
| 4,221         | 1,584                  | 15                       | 8                               | 102 | 40                  | 40                        | 70                    | 1.75                 |
| 7,436         | 429                    | 20                       | 5                               | 1   | 30                  | 0                         | 20                    | .50                  |
| 8,800         | 800                    | 10                       | 65                              | 120 | 40                  | 0                         | 30                    | .75                  |
| 4,123         | 425                    | 10                       | 164                             | 1   | 40                  | 12                        | 22                    | .55                  |
| 12,222        | 459                    | 16                       | 323                             | 2   | 35                  | 0                         | 25                    | .62                  |
| 9,792         | 554                    | 19                       | 666                             | 19  | 35                  | 0                         | 25                    | .62                  |
| 8,451         | 687                    | 22                       | 333                             | 3   | 25                  | 0                         | 25                    | .62                  |
| 9,437         | 665                    | 23                       | 175                             | 3   | 40                  | 28                        | 53                    | 1.32                 |
| 4,033         | 600                    | 10                       | 696                             | 59  | 33.75               | 0                         | 15                    | .38                  |
| 8,290         | 300                    | 11                       | 0                               | 0   | 40                  | 0                         | 20                    | .50                  |

File: libstats87882

SCHOOL NAME  
OR DISTRICT

File: libstats8788

STUDENT  
ASSISTANTSSQ. FT. IN  
LIBRARY A/V AREASEATING  
CAPACITY POLICYBD. OK'D  
ILLSERVICES  
BIBLIO.SERVICES  
PRODUCT.SERVICES  
PUB. USERedfield High School  
Redfield Elementary

0

1,902 NA

292

36yes

yes

yes

yes

yes

0

1,816

42

yes

yes

yes

yes

Roscoe High School

0

NA

NA

35yes

no

no

no

yes

Rosholt High School  
Rosholt Elementary

0

1,160 NA

50yes

no

no

no

yes

Roslyn High School

0

430

0

9yes

yes

yes

yes

yes

Rutland High School

0

400

180

16yes

no

no

yes

yes

Salem High School

0

5,100

990

70yes

yes

no

no

no

Scotland High School  
Scotland Elementary

3

1,470 NA

28no

yes

no

no

yes

NA

1,350 NA

30

yes

no

yes

yes

Selby High School

0

1,600

252

20yes

yes

yes

yes

yes

Batesland Elementary  
Rockyford Elementary  
Wolf Creek Elementary

0

1,485

594

30yes

yes

no

yes

yes

Lincoln High School

5

NA

0

174yes

yes

yes

yes

yes

Washington High School

11

9,200 NA

175

yes

yes

yes

no

Axtell Park Jr. High Sch

5

3,600

600

82

yes

yes

no

no

Edison Jr. High School

0

5,400

300

150

yes

yes

yes

yes

Patrick Henry Jr. High

32

5,252

478

240

yes

yes

yes

no

Whittier Jr. High School

20

NA

NA

171

yes

yes

yes

NA

Bancroft Elementary

0

416 NA

20

no

no

no

no

Cleveland Elementary

0

1,100 NA

50

yes

no

no

yes

Emerson Elementary

0

380

12

12

yes

NA

yes

no

Eugene Field Elementary

0

1,650

800

36

no

no

yes

no

Franklin Elementary

0

600

0

30

no

no

no

no

Garfield Elementary

0

735

0

30

no

no

no

no

Harvey Dunn Elementary

0

3,500 NA

100

yes

no

no

no

Hawthorne Elementary

0

3,300

3,000

40

no

no

no

NA

Hayward Elementary

Horace Mann Elementary

0

680

0

30

no

no

no

no

Irving Elementary

0

120

0

10

no

no

no

no

Jane Addams Elementary

0

870

0

25

no

no

no

no

Jefferson Elementary

0

468 NA

30

yes

no

no

yes

John F. Kennedy Elem.

0

2,591

234

50

yes

yes

yes

yes

Laura B. Anderson Elem.

0

815 NA

20

no

no

no

no

Laura Wilder Elementary

0

1,014 NA

28

no

no

no

yes

Lincoln Elementary

0

850

0

27

yes

yes

yes

NA

Longfellow Elementary

0

1,530 NA

48

no

no

no

no

Lowell Elementary

0

600

25

24

no

no

no

no

Mark Twain Elementary

0

1,944 NA

35

no

yes

no

no

Oscar Howe Elementary

NA

NA

NA

60

yes

yes

yes

yes

Renberg Elementary

0

750

0

30

no

no

no

no

t Frost Elementary

0

2,150 NA

60

no

no

no

no

109

| SCHOOL NAME<br>OR DISTRICT   | ENROLL.<br>SERVED             | TOTAL<br>CIRCULATION | CIRCULATION<br>PER CAPITA | BOOK<br>CIRCULATION | CIRCULATION<br>PER VOLUME | INTERLIBRARY LOAN REQUESTS<br>PRINT | AUDIOVISUAL |
|--|-------------------------------|----------------------|---------------------------|---------------------|---------------------------|-------------------------------------|-------------|
| South Sioux Elementary<br>Instruct. Mat. Center  | 88                            | 0                    | 0.00                      | 0                   | 0.00                      | 0                                   | 0           |
| Sioux Valley High School   | 568                           | 15,869               | 27.94                     | 12,465              | .53                       | 0                                   | 0           |
| Sisseton High School   | 292                           | 2,625                | 20.04                     | 1,750               | .25                       | 72                                  | 225         |
| Thollenhauge Middle Sch.   | 250                           | 5,648                | 22.59                     | 5,156               | .53                       | 0                                   | 40          |
| Peever Elementary  | 151                           | 2,900                | 19.21                     | 1,800               | .49                       | 25                                  | 20          |
| Westside Elementary  | 432                           | 9,696                | 22.44                     | 4,500               | .42NA                     |                                     | 45          |
| Wakpala High School  |                               |                      |                           |                     |                           |                                     |             |
| South Shore High School  | 160 NA                        | NA                   | NA                        | NA                  |                           | 183                                 | 6           |
| Spearfish High School<br>Spearfish Jr. High Sch.<br>East Elementary<br>West Elementary | 617<br>Included with Jr. High | 15,886               | 25.75                     | 15,214              | 1.84                      | 5                                   | 280         |
| Spencer High School  |                               |                      |                           |                     |                           |                                     |             |
| Stanley Co. High School  | 535                           | 39,650               | 74.11                     | 39,600              | 5.03                      | 80                                  | 100         |
| Stickney High School   | 92                            | 5,958                | 64.76                     | 4,486               | 1.00                      | 71                                  | 45          |
| Sully Buttes High School   | 364                           | 27,234               | 74.82                     | 25,320              | 2.71                      | 485                                 | 31          |
| Summit High School   | 125                           | 5,465                | 43.72                     | 5,159               | .64                       | 182                                 | 64          |
| Timber Lake High School  | 325                           | 6,714                | 20.66                     | 6,545               | 1.17                      | 176                                 | 15          |
| Todd Co. High School   |                               |                      |                           |                     |                           |                                     |             |
| Tripp High School  | 64                            | 3,154                | 49.28                     | 2,587               | .61                       | 75                                  | 72          |
| Tri-Valley High School   | 205                           | 3,727                | 18.18                     | 1,391               | .35                       | 17                                  | 50          |
| Tulare High School   | 213                           | 7,189                | 33.75                     | 6,141               | 1.19                      | 74                                  | 95          |
| Uebien High School   | 56                            | 760                  | 13.57                     | 545                 | .09                       | 65                                  | 65          |
| Uebien Elementary  | 98                            | 4,320                | 44.08                     | 4,320               | .99                       | 80                                  | 80          |
| Vermillion High School   | 415                           | 16,322               | 39.33                     | 3,740               | .48                       | 45                                  | 87          |
| Vermillion Middle School   |                               |                      |                           |                     |                           |                                     |             |
| Austin Elementary  | 258                           | 9,718                | 37.67                     | 8,504               | 1.78                      | 0                                   | 15          |
| Jolly Elementary   | 367                           | 25,920               | 70.63                     | 24,616              | 3.34                      | 0                                   | 15          |
| Viborg High School   | 291 NA                        | NA                   | NA                        | NA                  |                           | 2                                   | 0           |
| Wagner High School   | 730                           | 33,800               | 46.30                     | 31,500              | 1.80                      | 495                                 | 375         |
| Wakonda High School  | 230 NA                        | NA                   | NA                        | NA                  |                           | 120                                 | 60          |
| Wall High School   | 282                           | 11,470               | 40.67                     | 10,000              | 1.22                      | 480                                 | 169         |

File: libstats8788

| TOTAL VOLUMES | VOL. ADDED DURING YEA | PERIODICAL SUBSCRIPTIONS | A/V MATERIALS SOFTWARE | HOURS OPEN PER WEEK | HOURS LIB'N WORK PER WEEK | TOTAL ADULT STAFF HRS | ADULT STAFF IN FTE'S |      |
|---------------|-----------------------|--------------------------|------------------------|---------------------|---------------------------|-----------------------|----------------------|------|
| 475 NA        |                       | 3                        | ,60                    | 48NA                | NA                        | NA                    | NA                   |      |
| 23,634        | 405                   | 82                       | 2,421                  | 2                   | 40                        | 40                    | 75                   | 1.88 |
| 7,126         | 396                   | 66                       | 730                    | 74                  | 40                        | 40                    | 80                   | 2.00 |
| 9,776         | 273                   | 51                       | 1,219                  | 78                  | 35                        | 40                    | 60                   | 1.50 |
| 3,637         | 401                   | 39                       | 876                    | 66                  | 35                        | 0                     | 37.5                 | .94  |
| 10,675        | 100 NA                |                          | 3,516                  | 110                 | 40                        | 7.5                   | 23.5                 | .59  |
| 2,388         | 231                   | 41                       | 622                    | 23                  | 40                        | 20                    | 55                   | 1.38 |
| 8,268         | 660                   | 61                       | 365                    | 116                 | 38                        | 50                    | 50                   | 1.25 |
| 7,875         | 400                   | 60                       | 147                    | 89                  | 40                        | 40                    | 60                   | 1.50 |
| 4,472         | 65                    | 40                       | 0                      | 0                   | 30                        | 15                    | 30                   | .75  |
| 3,326         | 341                   | 69                       | 2,029                  | 84                  | 40                        | 40                    | 40                   | 1.00 |
| 8,057         | 174                   | 43                       | 1,789                  | 52                  | 40                        | 20                    | 20                   | .50  |
| 5,602         | 51                    | 39                       | 880                    | 57                  | 40                        | 20                    | 56                   | 1.45 |
| 4,263         | 85                    | 48                       | 459                    | 43                  | 40                        | 40                    | 40                   | 1.00 |
| 4,026         | 685                   | 72                       | 165                    | 38                  | 40                        | 40                    | 40                   | 1.00 |
| 3,166         | 65                    | 69                       | 944                    | 50                  | 37.5                      | 20                    | 37.5                 | .94  |
| 6,014         | 40                    | 18                       | 428                    | 15                  | 15                        | 17.5                  | 17.5                 | .44  |
| 4,362         | 42                    | 14                       | 197                    | 21                  | 20                        | 0                     | 20                   | .50  |
| 7,754         | 195                   | 63                       | 0                      | 75                  | 45                        | 50                    | 62.5                 | 1.56 |
| 4,777         | 130                   | 18                       | 1,559                  | 139                 | 40                        | 20                    | 38.75                | .97  |
| 7,360         | 140                   | 19                       | 1,778                  | 159                 | 40                        | 20                    | 38.75                | .97  |
| 6,361         | 54                    | 55                       | 1,081                  | 1                   | 25                        | 20                    | 20                   | .50  |
| 17,545        | 124                   | 48                       | 1,956                  | 103                 | 40                        | 40                    | 72.5                 | 1.81 |
| 4,751         | 150                   | 50                       | 78                     | 44                  | 35                        | 20                    | 20                   | .50  |
| 8,207         | 482                   | 44                       | 918                    | 58                  | 40                        | 35                    | 35                   | .88  |

File: libstats8788

SCHOOL NAME  
OR DISTRICT

File: libstats8788

STUDENT  
ASSISTANTSSQ. FT. IN  
LIBRARY/ A/V AREASEATING BD. OK'D  
CAPACITY POLICYSERVICES  
ILLSERVICES  
BIBLIO.SERVICES  
PRODUCT.SERVICES  
PUB. USE

|   |    |       |     |        |     |     |     |     |
|---|----|-------|-----|--------|-----|-----|-----|-----|
| South Sioux Elementary<br>Instruct. Mat. Center | NA | NA    | NA  | NA     | no  | no  | no  | no  |
| Sioux Valley High School                        | 0  | 3,881 | 0   | 88yes  | no  | yes | yes | yes |
| Sisseton High School                            | 0  | NA    | NA  | 110no  | no  | no  | no  | no  |
| Tholehaug Middle Sch.                           | 0  | 502   | 46  | 43     | yes | yes | yes | no  |
| Peever Elementary                               | 0  | 1,268 | 512 | 100    | yes | yes | yes | NA  |
| Westside Elementary                             | 0  | 1,832 | 200 | 50     | yes | yes | yes | no  |
| Wakpala High School                             |    |       |     |        |     |     |     |     |
| South Shore High School                         | 0  | 975   | 150 | 42yes  | yes | no  | no  | yes |
| Spearfish High School                           |    |       |     |        |     |     |     |     |
| Spearfish Jr. High Sch.                         | 4  | 1,440 | 150 | 48yes  | yes | yes | yes | no  |
| East Elementary                                 |    |       |     |        |     |     |     |     |
| West Elementary                                 |    |       |     |        |     |     |     |     |
| Spencer High School                             |    |       |     |        |     |     |     |     |
| Stanley Co. High School                         | 0  | NA    | NA  | 36yes  | no  | yes | yes | no  |
| Stickney High School                            | 13 | 546   | NA  | 10yes  | yes | no  | no  | yes |
| Sully Buttes High School                        | 24 | 2,000 | 120 | 32no   | yes | no  | yes | yes |
| Summit High School                              | 2  | NA    | NA  | 33no   | yes | no  | yes | yes |
| Timber Lake High School                         | 1  | 1,296 | 100 | 30yes  | yes | no  | yes | yes |
| Todd Co. High School                            |    |       |     |        |     |     |     |     |
| Tripp High School                               | 0  | 1,976 | 0   | 100no  | yes | no  | yes | no  |
| Tri-Valley High School                          | 3  | NA    | NA  | 21yes  | yes | yes | yes | yes |
| Tulare High School                              | 0  | 702   | 252 | 30no   | no  | no  | yes | yes |
| Uebien High School                              | 0  | 1,080 | 0   | 32no   | no  | no  | no  | yes |
| Uebien Elementary                               | 0  | 784   | 784 | 28     | no  | no  | no  | yes |
| Vermillion High School                          | 7  | 2,772 | 0   | 65yes  | yes | yes | no  | yes |
| Vermillion Middle School                        |    |       |     |        |     |     |     |     |
| Austin Elementary                               | 0  | 900   | 96  | 36     | yes | yes | yes | yes |
| Jolly Elementary                                | 0  | 2,600 | 120 | 47     | yes | yes | yes | yes |
| Uibong High School                              | 5  | NA    | NA  | 14no   | yes | no  | yes | no  |
| Wagner High School                              | 1  | 7,332 | 225 | 156yes | no  | no  | no  | no  |
| Wakonda High School                             | 3  | 312   | 81  | 25yes  | yes | yes | yes | yes |
| Wall High School                                | 0  | 1,320 | 250 | 22yes  | yes | no  | no  | yes |

115

SCHOOL NAME  
OR DISTRICTENROLL.  
SERVEDTOTAL  
CIRCULATIONCIRCULATION  
PER CAPITABOOK  
CIRCULATIONCIRCULATION  
PER VOLUMEINTERLIBRARY LOAN REQUESTS  
PRINT AUDIOVISUAL

## Warner High School

|                         |     |        |       |        |      |    |     |
|-------------------------|-----|--------|-------|--------|------|----|-----|
| Watertown High School   | 804 | 15,890 | 21.01 | 9,754  | .54  | 20 | 281 |
| Watertown Jr. High Sch. | 780 | 12,050 | 15.45 | 10,510 | .82  | 7  | 73  |
| Garfield Elementary     | 345 | 3,638  | 10.51 | 3,038  | 1.00 | 0  | 1   |

Grant Elementary

Lincoln Elementary

McKinley Elementary

Mellotte Elementary

Roosevelt Elementary

|     |       |       |       |        |    |  |
|-----|-------|-------|-------|--------|----|--|
| 380 | 8,131 | 21.40 | 6,657 | 1.00NA | NA |  |
|-----|-------|-------|-------|--------|----|--|

## Waubay High School

|     |       |       |       |     |     |     |
|-----|-------|-------|-------|-----|-----|-----|
| 300 | 6,300 | 21.00 | 5,400 | .89 | 115 | 119 |
|-----|-------|-------|-------|-----|-----|-----|

## Waverly High School

|                     |     |        |       |        |      |     |    |
|---------------------|-----|--------|-------|--------|------|-----|----|
| Webster High School | 332 | 12,588 | 37.92 | 8,378  | 1.13 | 155 | 82 |
| Webster Elementary  | 401 | 14,891 | 37.13 | 14,702 | 1.47 | 0   | 6  |

## Wessington High School

|     |       |       |       |      |   |     |
|-----|-------|-------|-------|------|---|-----|
| 154 | 8,198 | 53.23 | 6,550 | 1.63 | 5 | 160 |
|-----|-------|-------|-------|------|---|-----|

## Wessington Spr. High Sch

|     |        |       |        |      |     |     |
|-----|--------|-------|--------|------|-----|-----|
| 500 | 24,876 | 49.75 | 24,300 | 4.60 | 120 | 162 |
|-----|--------|-------|--------|------|-----|-----|

## West Central High School

Hartford Elementary

Humboldt Elementary

## White Lake High School

## White River High School

|                         |     |       |       |       |     |   |    |
|-------------------------|-----|-------|-------|-------|-----|---|----|
| Willow Lake High School | 209 | 9,024 | 43.18 | 7,460 | .98 | 3 | 80 |
|-------------------------|-----|-------|-------|-------|-----|---|----|

|                    |     |        |       |        |      |    |    |
|--------------------|-----|--------|-------|--------|------|----|----|
| Wilmot High School | 350 | 13,150 | 37.57 | 11,839 | 1.08 | 18 | 85 |
|--------------------|-----|--------|-------|--------|------|----|----|

|                    |     |       |       |       |     |    |    |
|--------------------|-----|-------|-------|-------|-----|----|----|
| Winner High School | 297 | 2,980 | 10.03 | 2,031 | .27 | 71 | 54 |
|--------------------|-----|-------|-------|-------|-----|----|----|

|                      |  |  |  |  |  |  |  |
|----------------------|--|--|--|--|--|--|--|
| Winner Middle School |  |  |  |  |  |  |  |
|----------------------|--|--|--|--|--|--|--|

|                    |     |        |       |        |      |     |     |
|--------------------|-----|--------|-------|--------|------|-----|-----|
| Central Elementary | 621 | 32,962 | 53.08 | 32,244 | 2.34 | 259 | 292 |
|--------------------|-----|--------|-------|--------|------|-----|-----|

|                    |     |        |       |        |      |    |     |
|--------------------|-----|--------|-------|--------|------|----|-----|
| Wolsey High School | 250 | 16,875 | 67.50 | 13,300 | 3.20 | 76 | 185 |
|--------------------|-----|--------|-------|--------|------|----|-----|

Wolsey Elementary

|                  |     |       |       |       |     |     |    |
|------------------|-----|-------|-------|-------|-----|-----|----|
| Wood High School | 112 | 8,807 | 78.63 | 3,515 | .65 | 157 | 97 |
|------------------|-----|-------|-------|-------|-----|-----|----|

|                        |    |     |      |     |     |    |    |
|------------------------|----|-----|------|-----|-----|----|----|
| Woonsocket High School | 90 | 675 | 7.50 | 350 | .26 | 90 | 20 |
|------------------------|----|-----|------|-----|-----|----|----|

|                     |     |        |       |       |     |     |     |
|---------------------|-----|--------|-------|-------|-----|-----|-----|
| Yankton High School | 834 | 10,438 | 12.52 | 3,173 | .21 | 314 | 198 |
|---------------------|-----|--------|-------|-------|-----|-----|-----|

|                       |     |        |        |       |     |    |   |
|-----------------------|-----|--------|--------|-------|-----|----|---|
| Yankton Middle School | 383 | 62,069 | 162.06 | 5,469 | .57 | 27 | 0 |
|-----------------------|-----|--------|--------|-------|-----|----|---|

B.I.A. SCHOOLS

## American Horse Day Sch.

|                     |       |    |    |    |  |   |   |
|---------------------|-------|----|----|----|--|---|---|
| Bullhead Day School | 77 NA | NA | NA | NA |  | 0 | 0 |
|---------------------|-------|----|----|----|--|---|---|

|                          |        |    |    |    |    |    |  |
|--------------------------|--------|----|----|----|----|----|--|
| St. Yenne-Eagle Butte HS | 450 NA | NA | NA | NA | NA | NA |  |
|--------------------------|--------|----|----|----|----|----|--|



File: libstats8788  
 TOTAL VOL. ADDED PERIODICAL A/V MATERIALS HOURS OPEN HOURS LIB'N TOTAL ADULT ADULT STAFF  
 VOLUMES DURING YEAR SUBSCRIPTIONS SOFTWARE HARDWARE PER WEEK WORK PER WEEK STAFF HRS IN FTE'S

|        |     |     |       |     |      |    |      |      |
|--------|-----|-----|-------|-----|------|----|------|------|
| 18,109 | 685 | 119 | 1,419 | 134 | 45   | 50 | 125  | 3.12 |
| 12,760 | 462 | 88  | 1,479 | 109 | 37.5 | 40 | 53   | 1.32 |
| 3,038  | 236 | 200 | 1,058 | 23  | 32.5 | 0  | 32.5 | .81  |

|       |     |    |       |    |      |   |      |     |
|-------|-----|----|-------|----|------|---|------|-----|
| 6,457 | 186 | 12 | 1,438 | 25 | 32.5 | 0 | 32.5 | .81 |
|-------|-----|----|-------|----|------|---|------|-----|

|       |     |    |     |      |  |    |    |     |
|-------|-----|----|-----|------|--|----|----|-----|
| 6,067 | 225 | 84 | 858 | 71NA |  | 35 | 35 | .88 |
|-------|-----|----|-----|------|--|----|----|-----|

|        |     |     |       |    |      |    |    |      |
|--------|-----|-----|-------|----|------|----|----|------|
| 7,396  | 217 | 132 | 750   | 35 | 37.5 | 40 | 40 | 1.00 |
| 10,010 | 208 | 41  | 1,736 | 17 | 35   | 0  | 27 | .68  |

|       |     |    |     |    |    |    |    |     |
|-------|-----|----|-----|----|----|----|----|-----|
| 4,027 | 275 | 29 | 528 | 28 | 40 | 20 | 20 | .50 |
|-------|-----|----|-----|----|----|----|----|-----|

|       |     |    |     |     |    |    |    |      |
|-------|-----|----|-----|-----|----|----|----|------|
| 8,250 | 250 | 51 | 574 | 100 | 40 | 40 | 80 | 2.00 |
|-------|-----|----|-----|-----|----|----|----|------|

|       |       |    |    |   |    |    |    |      |
|-------|-------|----|----|---|----|----|----|------|
| 7,621 | 1,617 | 61 | 21 | 1 | 40 | 20 | 40 | 1.00 |
|-------|-------|----|----|---|----|----|----|------|

|        |     |    |       |    |    |    |    |      |
|--------|-----|----|-------|----|----|----|----|------|
| 10,986 | 332 | 48 | 1,468 | 73 | 40 | 24 | 64 | 1.60 |
|--------|-----|----|-------|----|----|----|----|------|

|       |     |    |       |    |    |    |    |      |
|-------|-----|----|-------|----|----|----|----|------|
| 7,464 | 351 | 80 | 1,618 | 62 | 40 | 39 | 46 | 1.15 |
|-------|-----|----|-------|----|----|----|----|------|

|        |       |    |       |     |    |    |    |      |
|--------|-------|----|-------|-----|----|----|----|------|
| 13,783 | 1,035 | 20 | 3,446 | 218 | 44 | 44 | 78 | 1.95 |
|--------|-------|----|-------|-----|----|----|----|------|

|       |    |    |       |    |    |    |    |      |
|-------|----|----|-------|----|----|----|----|------|
| 4,151 | 86 | 62 | 2,192 | 95 | 40 | 40 | 40 | 1.00 |
|-------|----|----|-------|----|----|----|----|------|

|       |     |  |  |  |  |  |  |  |
|-------|-----|--|--|--|--|--|--|--|
| 6,106 | 207 |  |  |  |  |  |  |  |
|-------|-----|--|--|--|--|--|--|--|

|       |     |    |     |    |    |   |    |     |
|-------|-----|----|-----|----|----|---|----|-----|
| 5,401 | 217 | 13 | 603 | 15 | 40 | 8 | 28 | .70 |
|-------|-----|----|-----|----|----|---|----|-----|

|       |    |    |     |    |    |    |    |     |
|-------|----|----|-----|----|----|----|----|-----|
| 1,360 | 70 | 38 | 158 | 16 | 38 | 15 | 15 | .38 |
|-------|----|----|-----|----|----|----|----|-----|

|        |     |     |       |    |    |    |    |      |
|--------|-----|-----|-------|----|----|----|----|------|
| 15,478 | 523 | 122 | 1,114 | 27 | 40 | 39 | 74 | 1.85 |
|--------|-----|-----|-------|----|----|----|----|------|

|       |     |    |       |    |    |    |    |      |
|-------|-----|----|-------|----|----|----|----|------|
| 9,553 | 264 | 90 | 1,565 | 28 | 40 | 40 | 70 | 1.75 |
|-------|-----|----|-------|----|----|----|----|------|

|       |     |   |     |   |    |   |    |     |
|-------|-----|---|-----|---|----|---|----|-----|
| 7,900 | 500 | 0 | 207 | 1 | 40 | 0 | 20 | .50 |
|-------|-----|---|-----|---|----|---|----|-----|

|       |     |    |   |    |    |    |    |      |
|-------|-----|----|---|----|----|----|----|------|
| 8,138 | 331 | 85 | 0 | 99 | 40 | 40 | 40 | 1.00 |
|-------|-----|----|---|----|----|----|----|------|

File: libstats8788

SCHOOL NAME  
OR DISTRICT

File: libstats8788

STUDENT  
ASSISTANTSSQ. FT. IN  
LIBRARY A/V AREASEATING BD. OK'D SERVICES  
CAPACITY POLICY ILLSERVICES SERVICES SERVICES  
BIBLIO. PRODUCT. PUB. USE

Warner High School

Watertown High School

Watertown Jr. High Sch.

Garfield Elementary

Grant Elementary

Lincoln Elementary

McKinley Elementary

Mallette Elementary

Roosevelt Elementary

Waubay High School

Waverly High School

Webster High School

Webster Elementary

Wessington High School

Wessington Spr. High Sch

West Central High School

Hartford Elementary

Humboldt Elementary

White Lake High School

White River High School

Willow Lake High School

Wilmot High School

Winner High School

Winner Middle School

Central Elementary

Holsey High School

Holsey Elementary

Hood High School

Hoonsocket High School

Yankton High School

Yankton Middle School

B.I.A. SCHOOLS

American Horse Day Sch.

Bullhead Day School

Cheyenne-Eagle Butte HS

0

NA

225

120yes

yes

yes

no

yes

0

1,800

60

34

yes

yes

no

yes

0

270

25

24

yes

no

no

no

0

650

120

12

no

no

no

no

7

NA

NA

48yes

no

no

yes

yes

17

729 NA

16yes

no

yes

no

no

2

NA

NA

50

no

no

no

yes

3

564 NA

28yes

yes

yes

yes

yes

0

2,300 NA

52yes

yes

yes

yes

yes

0

1,600

0

30yes

no

no

no

no

10

1,344

288

52yes

no

no

no

no

2

1,520

36

40yes

yes

yes

yes

yes

5

792

396

18

yes

yes

yes

yes

0

630

315

12yes

yes

yes

yes

yes

400

36

10

0

540 NA

10no

no

no

no

yes

0

800

108

48yes

no

no

yes

yes

6

4,278

210

90yes

yes

yes

no

yes

54

1,400

200

35

yes

yes

yes

yes

| SCHOOL NAME<br>OR DISTRICT | ENROLL.<br>SERVED | TOTAL<br>CIRCULATION | CIRCULATION<br>PER CAPITA | BOOK<br>CIRCULATION | CIRCULATION<br>PER VOLUME | INTERLIBRARY<br>PRINT | LOAN REQUESTS<br>AUDIOVISUAL |
|----------------------------|-------------------|----------------------|---------------------------|---------------------|---------------------------|-----------------------|------------------------------|
| CEB Upper Elementary       | 321               | 11,721               | 36.51                     | 10,221              | 1.36NA                    | NA                    |                              |
| CEB K-2 Elementary         | 292               | 22,680               | 77.67                     | 17,100              | 2.99                      | 0                     | 135                          |
| Crazy Horse Day School     |                   |                      |                           |                     |                           |                       |                              |
| Crow Creek High School     | 160               | 3,720                | 23.25                     | 400                 | .06                       | 40                    | 160                          |
| Flandreau Indian School    | 580               | 4,031                | 6.95                      | 4,031               | .32                       | 0                     | 44                           |
| Little Eagle Day School    |                   |                      |                           |                     |                           |                       |                              |
| Little Hound High School   | 350               | 5,602                | 16.01                     | 4,444               | 1.26                      | 13                    | 126                          |
| Little Hound Elementary    | 224               | 10,440               | 46.61                     | 9,000               | 1.68                      | 0                     | 51                           |
| Lanesan School             |                   |                      |                           |                     |                           |                       |                              |
| Lower Brule High School    |                   |                      |                           |                     |                           |                       |                              |
| Marty Indian School        |                   |                      |                           |                     |                           |                       |                              |
| Red Scaffold School        | 150               | 2,103                | 14.02                     | 1,076               | .94                       | 35                    | 150                          |
| St. Francis Indian Sch.    | 410 NA            | NA                   | NA                        | NA                  |                           | 231                   | 227                          |
| Pine Ridge High School     | 270               | 807                  | 2.99                      | 598                 | .23                       | 192                   | 100                          |
| Manderson Elementary       |                   |                      |                           |                     |                           |                       |                              |
| Pine Ridge Elementary      |                   |                      |                           |                     |                           |                       |                              |
| Porcupine Elementary       |                   |                      |                           |                     |                           |                       |                              |
| <u>PRIVATE SCHOOLS</u>     |                   |                      |                           |                     |                           |                       |                              |
| Ranalli High School        | 212               | 4,650                | 21.93                     | 3,000               | .39                       | 0                     | 118                          |
| Ranalli Middle School      | 234 NA            | NA                   | NA                        | NA                  |                           | 10                    | 10                           |
| Ranalli Elementary         | 210 NA            | NA                   | NA                        | NA                  |                           | 0                     | 10                           |
| All Saints School          |                   |                      |                           |                     |                           |                       |                              |
| Brainerd Indian School     |                   |                      |                           |                     |                           |                       |                              |
| Christ the King School     | 307               | 3,010                | 9.80                      | 2,533               | .94                       | 0                     | 26                           |
| Christian Center Elem.     | 60                | 2,500                | 41.67                     | 2,500               | .81                       | 0                     | 0                            |
| Dakota Christian HS        | 67 NA             | NA                   | NA                        | NA                  |                           | 0 NA                  |                              |
| First Baptist Chr. Sch.    | 59                | 2,697                | 45.71                     | 2,000               | 1.00NA                    |                       | 14                           |
| Freeman Academy            | 54                | 999                  | 18.50                     | 745                 | .04                       | 22                    | 40                           |
| Holy Cross School          |                   |                      |                           |                     |                           |                       |                              |
| Holy Family School         |                   |                      |                           |                     |                           |                       |                              |
| Holy Rosary School         | 29                | 2,444                | 84.28                     | 2,100               | .93                       | 1,063                 | 9                            |

File: libstats8788

| TOTAL<br>VOLUMES | VOL. ADDED<br>DURING YEAR | PERIODICAL<br>SUBSCRIPTIONS | A/V MATERIALS<br>SOFTWARE HARDWARE | HOURS OPEN<br>PER WEEK | HOURS LIB'N<br>WORK PER WEEK | TOTAL ADULT<br>STAFF HRS | ADULT STAFF<br>IN FTE'S |
|------------------|---------------------------|-----------------------------|------------------------------------|------------------------|------------------------------|--------------------------|-------------------------|
| 7,500            | 902                       | 24                          | 541                                | 40                     | 40                           | 60                       | 1.50                    |
| 5,725            | 275                       | 20                          | 1,403                              | 40                     | 40                           | 40                       | 1.00                    |
| 5,455            | 200                       | 87                          | 935                                | 40                     | 40                           | 40                       | 1.00                    |
| 12,422           | 804                       | 126                         | 1,810                              | 43                     | 40                           | 80                       | 2.00                    |
| 3,519            | 190                       | 20                          | 308                                | 40                     | 40                           | 40                       | 1.00                    |
| 4,787            | 95                        | 9                           | 555                                | 60NA                   | 40                           | 40                       | 1.00                    |
| 1,146            | 103                       | 50                          | 50                                 | 22                     | 37                           | 28                       | .70                     |
| 13,397           | 63                        | 54                          | 2,639                              | 72                     | 40                           | 80                       | 2.00                    |
| 2,656            | 100                       | 84                          | 536                                | 54                     | 40                           | 40                       | 1.00                    |
| 7,684            | 213                       | 54                          | 487                                | 35                     | 35                           | 40                       | 1.00                    |
| 8,473            | 176                       | 20                          | 1,110                              | 44                     | 40                           | 20                       | .50                     |
| 2,802            | 172                       | 15                          | 843                                | 35                     | 40                           | 20                       | .50                     |
| 2,705            | 252                       | 28                          | 380                                | 57                     | 32                           | 0                        | .80                     |
| 3,100            | 100                       | 0                           | 66                                 | 35                     | 45                           | 10                       | 1.00                    |
| 2,013            | 0                         | 28NA                        | NA                                 | 40                     | 0                            | 8                        | .20                     |
| 2,000            | 57 NA                     |                             | 675                                | 22NA                   | 3                            | 8                        | .20                     |
| 17,055           | 79                        | 43                          | 956                                | 54                     | 20                           | 20                       | .50                     |
| 2,258            | 49                        | 4                           | 411                                | 19NA                   | 2                            | 5                        | .12                     |

File: libstats8788

SCHOOL NAME  
OR DISTRICT

File: libstats8788

STUDENT  
ASSISTANTSSQ. FT IN  
LIBRARY A/V AREASEATING BD. OK'D  
CAPACITY POLICYSERVICES  
ILLSERVICES  
BIBLIO.SERVICES  
PRODUCT.SERVICES  
PUB. USECEB Upper Elementary  
CEB K-2 Elementary0  
03,020  
1,378 NA

0

70  
35no  
noyes  
noyes  
yesyes  
no

Crazy Horse Day School

Crom Creek High School

0

880 NA

22no

yes

yes

yes

yes

Flandreau Indian School

8

3,216 NA

65no

no

yes

no

no

Little Eagle Day School

Little Wound High School

7

875

166

22no

yes

yes

yes

yes

Little Wound Elementary

0

648

324

16

yes

yes

yes

yes

Loneman School

Lower Brule High School

Marty Indian School

Red Scaffold School

3

1,400 NA

20no

yes

no

no

no

St. Francis Indian Sch.

0

4,230

892

110no

yes

no

no

yes

Pine Ridge High School

0

1,100

0

24no

yes

yes

no

yes

Henderson Elementary

Pine Ridge Elementary

Porcupine Elementary

PRIVATE SCHOOLS

Roncalli High School

0

4,278

323

20yes

yes

yes

no

no

Roncalli Middle School

0

768

20

36

no

yes

yes

no

Roncalli Elementary

0

375

20

24

no

yes

yes

no

All Saints School

Brainerd Indian School

Christ the King School

0

1,664

112

33no

yes

no

yes

yes

Christian Center Elem.

0

224 NA

10no

no

no

no

yes

Dakota Christian HS

0

880

0

34no

no

no

no

yes

First Baptist Chr. Sch.

0

126

126

0yes

no

no

no

no

Freeman Academy

NA

750

126

18yes

yes

no

no

yes

Holy Cross School

Holy Family School

Holy Rosary School

0

208

208

10yes

no

no

no

yes

ERIC 127

SCHOOL NAME  
OR DISTRICTENROLL.  
SERVEDTOTAL  
CIRCULATIONCIRCULATION  
PER CAPITABOOK  
CIRCULATIONCIRCULATION  
PER VOLUMEINTERLIBRARY LOAN REQUESTS  
PRINT AUDIOVISUAL

Holy Spirit School

Immaculate Conception Sch.

|                        |     |       |       |       |      |    |    |
|------------------------|-----|-------|-------|-------|------|----|----|
| James Valley Christian | 129 | 4,134 | 32.05 | 4,021 | 1.58 | 15 | 74 |
|------------------------|-----|-------|-------|-------|------|----|----|

Little Flower of Jesus

|                        |    |       |       |       |      |   |   |
|------------------------|----|-------|-------|-------|------|---|---|
| New Holland Chr. Grade | 91 | 6,643 | 73.00 | 6,300 | 2.94 | 0 | 2 |
|------------------------|----|-------|-------|-------|------|---|---|

|                      |     |       |      |     |     |    |     |
|----------------------|-----|-------|------|-----|-----|----|-----|
| O'Gorman High School | 700 | 6,954 | 9.93 | 940 | .12 | 22 | 165 |
|----------------------|-----|-------|------|-----|-----|----|-----|

|                       |       |    |    |    |    |    |    |
|-----------------------|-------|----|----|----|----|----|----|
| Platte Christian Sch. | 57 NA | NA | NA | NA | NA | NA | NA |
|-----------------------|-------|----|----|----|----|----|----|

|                       |     |       |       |       |     |    |    |
|-----------------------|-----|-------|-------|-------|-----|----|----|
| Red Cloud High School | 200 | 2,154 | 10.77 | 2,000 | .24 | 75 | 50 |
|-----------------------|-----|-------|-------|-------|-----|----|----|

|                      |     |       |       |       |     |   |    |
|----------------------|-----|-------|-------|-------|-----|---|----|
| Red Cloud Elementary | 236 | 4,301 | 18.22 | 4,225 | .79 | 0 | 60 |
|----------------------|-----|-------|-------|-------|-----|---|----|

|                     |     |       |       |       |     |   |    |
|---------------------|-----|-------|-------|-------|-----|---|----|
| Sacred Heart School | 150 | 2,117 | 14.11 | 2,100 | .89 | 0 | 65 |
|---------------------|-----|-------|-------|-------|-----|---|----|

|                  |     |       |       |       |      |   |   |
|------------------|-----|-------|-------|-------|------|---|---|
| St. Agnes School | 104 | 4,436 | 42.65 | 4,295 | 2.32 | 0 | 0 |
|------------------|-----|-------|-------|-------|------|---|---|

|                    |     |       |       |       |      |   |    |
|--------------------|-----|-------|-------|-------|------|---|----|
| St. Anthony School | 154 | 5,014 | 32.56 | 4,587 | 1.00 | 0 | 58 |
|--------------------|-----|-------|-------|-------|------|---|----|

|                     |     |     |      |     |     |   |    |
|---------------------|-----|-----|------|-----|-----|---|----|
| St. Elizabeth Seton | 374 | 650 | 1.74 | 650 | .09 | 1 | 32 |
|---------------------|-----|-----|------|-----|-----|---|----|

|                   |     |       |       |       |      |    |    |
|-------------------|-----|-------|-------|-------|------|----|----|
| St. Joseph School | 172 | 3,833 | 22.28 | 3,831 | 1.00 | 15 | 35 |
|-------------------|-----|-------|-------|-------|------|----|----|

St. Joseph Cathedral

|                          |     |        |       |       |      |   |    |
|--------------------------|-----|--------|-------|-------|------|---|----|
| St. Joseph Indian School | 170 | 12,340 | 72.59 | 8,656 | 1.09 | 2 | 20 |
|--------------------------|-----|--------|-------|-------|------|---|----|

St. Lambert School

St. Lawrence School

St. Martin's Academy

|                         |     |       |       |       |      |    |    |
|-------------------------|-----|-------|-------|-------|------|----|----|
| St. Martin's Cath. Sch. | 185 | 7,560 | 40.86 | 7,200 | 1.26 | 30 | 20 |
|-------------------------|-----|-------|-------|-------|------|----|----|

St. Martin's Luth. Sch.

|                        |    |       |       |     |     |   |    |
|------------------------|----|-------|-------|-----|-----|---|----|
| St. Mary's-Dell Rapids | 77 | 1,915 | 24.87 | 510 | .09 | 0 | 54 |
|------------------------|----|-------|-------|-----|-----|---|----|

|                        |     |       |       |       |     |   |    |
|------------------------|-----|-------|-------|-------|-----|---|----|
| St. Mary's-Sioux Falls | 350 | 9,676 | 27.65 | 6,995 | .66 | 0 | 55 |
|------------------------|-----|-------|-------|-------|-----|---|----|

|                  |     |     |      |     |     |   |   |
|------------------|-----|-----|------|-----|-----|---|---|
| St. Mary's-Salem | 112 | 606 | 5.41 | 600 | .16 | 0 | 6 |
|------------------|-----|-----|------|-----|-----|---|---|

St. Peter's School

|                   |     |       |       |       |     |   |   |
|-------------------|-----|-------|-------|-------|-----|---|---|
| St. Thomas School | 138 | 3,186 | 23.09 | 3,000 | .64 | 0 | 0 |
|-------------------|-----|-------|-------|-------|-----|---|---|

Sioux Falls Chr. H.S.

130

File: libstats8788

| TOTAL<br>VOLUMES | VOL. ADDED<br>DURING YEAR | PERIODICAL<br>SUBSCRIPTIONS | A/U MATERIALS<br>SOFTWARE | HOURS OPEN<br>HARDWARE PER WEEK | HOURS LIB'N<br>WORK PER WEEK | TOTAL ADULT<br>STAFF HRS | ADULT STAFF<br>IN FTE'S |      |
|------------------|---------------------------|-----------------------------|---------------------------|---------------------------------|------------------------------|--------------------------|-------------------------|------|
| 2,543            | 400                       | 24                          | 330                       | 2                               | 40                           | 16                       | 16                      | .40  |
| 2,145            | 233                       | 6                           | 214                       | 11                              | 4                            | 4                        | 20                      | .50  |
| 8,132            | 250                       | 128                         | 282                       | 58                              | 60                           | 49                       | 74                      | 1.85 |
| 2,400 NA         |                           | 3                           | 405                       | 23NA                            | NA                           | NA                       | NA                      |      |
| 8,281            | 289                       | 39                          | 121                       | 26                              | 40                           | 42.5                     | 42.5                    | 1.06 |
| 5,353            | 420                       | 23                          | 375                       | 65NA                            |                              | 40                       | 40                      | 1.00 |
| 2,350            | 250                       | 2                           | 172                       | 15                              | 33                           | 5                        | 23                      | .57  |
| 1,848            | 376                       | 10                          | 80                        | 22                              | 20                           | 20                       | 20                      | .50  |
| 4,587            | 241                       | 18                          | 437                       | 74                              | 20                           | 20                       | 22                      | .55  |
| 7,505            | 103                       | 18                          | 106                       | 89                              | 21                           | 21                       | 21                      | .53  |
| 3,834            | 140                       | 2                           | 1,036                     | 47                              | 15                           | 20                       | 26                      | .65  |
| 7,958            | 450                       | 29                          | 810                       | 63                              | 40                           | 40                       | 60                      | 1.50 |
| 5,700            | 250                       | 5                           | 50                        | 4                               | 30                           | 20                       | 30                      | .75  |
| 5,642            | 76                        | 36                          | 407                       | 49                              | 40                           | 40                       | 40                      | 1.00 |
| 10,613           | 286                       | 10                          | 1,219                     | 63                              | 35                           | 35                       | 48                      | 1.20 |
| 3,690            | 50                        | 3                           | 86                        | 4                               | 18                           | 2                        | 26                      | .65  |
| 4,672            | 227                       | 20                          | 770                       | 41                              | 25                           | 20                       | 35                      | .88  |

File: libstats8788  
SCHOOL NAME  
OR DISTRICT

File: libstats8788

STUDENT  
ASSISTANTS

SQ. FT. IN  
LIBRARY A/V AREA

SEATING BD. OK'D SERVICES  
CAPACITY POLICY ILL

SERVICES SERVICES SERVICES  
BIBLIO. PRODUCT. PUB. USE

|                          |    |       |     |    |       |     |     |         |
|--------------------------|----|-------|-----|----|-------|-----|-----|---------|
| Holy Spirit School       |    |       |     |    |       |     |     |         |
| Immaculate Conception Sc |    |       |     |    |       |     |     |         |
| James Valley Christian   | 0  | 1,064 | NA  |    | 14no  | yes | no  | no yes  |
| Little Flower of Jesus   |    |       |     |    |       |     |     |         |
| New Holland Chr. Grade   | 5  | 441   | NA  |    | 13no  | yes | no  | no yes  |
| O'Gorman High School     | 3  | 2,428 | 160 |    | 40yes | yes | yes | yes yes |
| Platte Christian Sch.    | NA | NA    | NA  | NA | NA    | no  | no  | no no   |
| Red Cloud High School    | 2  | 2,160 | 522 |    | 60no  | no  | yes | no yes  |
| Red Cloud Elementary     | 0  | 2,020 | 832 |    | 20    | no  | no  | yes no  |
| Sacred Heart School      | 0  | 380   | NA  |    | 10no  | yes | no  | no no   |
| St. Agnes School         | 0  | 945   | NA  |    | 20no  | no  | no  | no no   |
| St. Anthony School       | 0  | 640   | NA  |    | 20NA  | no  | yes | yes yes |
| St. Elizabeth Seton      | 0  | 943   | NA  |    | 45yes | no  | no  | no no   |
| St. Joseph School        | 0  | 840   | NA  |    | 25NA  | no  | no  | no no   |
| St. Joseph Cathedral     |    |       |     |    |       |     |     |         |
| St. Joseph Indian School | 0  | 1,210 | 400 |    | 47no  | no  | no  | no yes  |
| St. Lambert School       |    |       |     |    |       |     |     |         |
| St. Lawrence School      |    |       |     |    |       |     |     |         |
| St. Martin's Academy     |    |       |     |    |       |     |     |         |
| St. Martin's Cath. Sch.  | 0  | 865   | NA  |    | 50no  | no  | no  | no no   |
| St. Martin's Luth. Sch.  |    |       |     |    |       |     |     |         |
| St. Mary's-Dell Rapids   | 0  | 1,257 | 495 |    | 35yes | no  | yes | yes yes |
| St. Mary's-Sioux Falls   | 5  | 1,000 | NA  |    | 32yes | no  | no  | yes yes |
| St. Mary's-Salem         | 0  | 288   | 0   |    | 12no  | no  | no  | no no   |
| St. Peter's School       |    |       |     |    |       |     |     |         |
| St. Thomas School        | 0  | 672   | 0   |    | 28no  | no  | no  | yes yes |
| Sioux Falls Chr. H.S.    |    |       |     |    |       |     |     |         |
| Sioux Falls Lutheran     |    |       |     |    |       |     |     |         |



File: libstats8788

| SCHOOL NAME<br>OR DISTRICT | ENROLL.<br>SERVED | TOTAL<br>CIRCULATION | CIRCULATION<br>PER CAPITA | BOOK<br>CIRCULATION | CIRCULATION<br>PER VOLUME | INTERLIBRARY LOAN REQUESTS<br>PRINT | AUDIOVISUAL |
|----------------------------|-------------------|----------------------|---------------------------|---------------------|---------------------------|-------------------------------------|-------------|
| Sunshine Bible Academy     | 100               | 20,500               | 205.00                    | 4,400               | .99                       | 13                                  | 60          |
| Zion Luth.-Rapid City      |                   |                      |                           |                     |                           |                                     |             |
| TOTAL                      | 105,317           | 3,469,549            |                           | 2,738,307           |                           | 25,050                              | 27,820      |
| AVERAGE                    |                   | 11,459.5             |                           | 9,126.3             |                           | 83.6                                | 93.4        |

135

136

File: libstats8788

| TOTAL<br>VOLUMES | VOL. ADDED<br>DURING YEAR | PERIODICAL<br>SUBSCRIPTIONS | A/U MATERIALS<br>SOFTWARE | HARDWARE | HOURS OPEN<br>PER WEEK | HOURS LIB'N<br>WORK PER WEEK | TOTAL ADULT<br>STAFF HRS | ADULT STAFF<br>IN FTE'S |
|------------------|---------------------------|-----------------------------|---------------------------|----------|------------------------|------------------------------|--------------------------|-------------------------|
| 4,453            | 170                       | 19                          | 130                       | 38       | 16                     | 12                           | 12                       | .30                     |
| 2,293, 123       | 113,277                   | 13,538                      | 300,278                   | 18,172   |                        |                              |                          |                         |
| 7,059.2          | 353.2                     | 42.5                        | 1,052.5                   | 57.9     | 34.9                   | 21.2                         |                          |                         |

File: libstats8788  
 SCHOOL NAME  
 OR DISTRICT

File: libstats8788  
 STUDENT SQ. FT. IN SEATING BD. OK'D SERVICES SERVICES SERVICES  
 ASSISTANTS LIBRARY A/V AREA CAPACITY POLICY ILL BIBLIO. PRODUCT. PUB. USE

|                        |     |         |       |      |    |    |     |     |
|------------------------|-----|---------|-------|------|----|----|-----|-----|
| Sunshine Bible Academy | 0   | 854     | 0     | 34no | no | no | yes | yes |
| Zion Luth.-Rapid City  |     |         |       |      |    |    |     |     |
| TOTAL                  | 858 |         |       |      |    |    |     |     |
| AVERAGE                | 2.7 | 1,656.0 | 264.0 | 39.9 |    |    |     |     |

139

140

File: stats9788f  
DISTRICT

|                             | K-12<br>ENROLL. | TOTAL DISTRICT<br>EXPENDITURES | TOTAL LIB/MEDIA<br>EXPENDITURES | LIB/MEDIA % OF<br>TOTAL EXPEND. | SALARIES  |
|-----------------------------|-----------------|--------------------------------|---------------------------------|---------------------------------|-----------|
| Aberdeen School Dist.       | 4,632           | \$14,278,651                   | \$303,036                       | 2.12%                           | \$195,205 |
| Agar School Dist.           | 62              | \$484,228                      | \$11,855                        | 2.45%                           | \$8,800   |
| Alcester School. Dist.      | 471             | \$1,609,266                    | \$25,185                        | 1.56%                           | \$22,084  |
| Alpena School Dist.         | 120             | \$579,582                      | \$8,479                         | 1.46%                           | \$3,552   |
| Andes Central School. Dist. | 397             | \$1,389,170                    | \$23,659                        | 1.70%                           | \$14,982  |
| Arlington School Dist.      | 424             | \$1,439,829                    | \$26,137                        | 1.82%                           | \$19,298  |
| Armour School Dist.         | 247             | \$884,233                      | \$15,180                        | 1.72%                           | \$10,983  |
| Artesian School Dist.       | 162             | \$560,003                      | \$16,739                        | 2.54%                           | \$11,996  |
| Avon School Dist.           | 259             | \$815,976                      | \$10,905                        | 1.34%                           | \$7,434   |
| Baltic School Dist.         | 350             | \$1,109,269                    | \$19,348                        | 1.74%                           | \$15,100  |
| Belle Fourche School Dist.  | 1,160           | \$3,504,121                    | \$54,295                        | 1.55%                           | \$41,878  |
| Bennett Co. School Dist.    | 564             | \$2,083,979                    | \$37,446                        | 1.80%                           | \$24,460  |
| Beresford School Dist.      | 709             | \$2,174,665                    | \$41,939                        | 1.93%                           | \$21,772  |
| Big Stone City School Dist. | 114             | \$578,903                      | \$3,601                         | .97%                            | \$3,024   |
| Bison School Dist.          | 266             | \$1,154,780                    | \$38,623                        | 3.34%                           | \$24,814  |
| Bon Homme School Dist.      | 749             | \$2,464,462                    | \$28,506                        | 1.16%                           | \$22,237  |
| Bonesteel-Fairfax Sch. Dist | 257             | \$1,001,263                    | \$11,134                        | 1.11%                           | \$7,875   |
| Bowdle School Dist.         | 182             | \$842,500                      | \$8,704                         | 1.03%                           | \$4,986   |
| Brandon Valley School Dist. | 1,918           | \$5,423,035                    | \$97,513                        | 1.80%                           | \$57,328  |
| Bridgewater School Dist.    | 231             | \$832,017                      | \$13,921                        | 1.67%                           | \$9,063   |
| Bristol School Dist.        | 177             | \$752,007                      | \$10,319                        | 1.37%                           | \$5,136   |
| Britton School Dist.        | 463             | \$1,589,676                    | \$30,684                        | 1.93%                           | \$17,983  |
| Brookings School Dist.      | 2,655           | \$8,919,073                    | \$138,875                       | 1.56%                           | \$89,188  |
| Burke School Dist.          | 365             | \$1,390,466                    | \$19,277                        | 1.39%                           | \$14,798  |
| Canistota School Dist.      | 191             | \$674,128                      | \$10,753                        | 1.60%                           | \$7,815   |
| Canton School Dist.         | 954             | \$3,643,370                    | \$56,086                        | 1.54%                           | \$27,885  |

| MATERIALS AND<br>SUPPLIES | PURCHASED<br>SERVICES | OPERATING<br>EXPENDITURE<br>PER CAPITA | LIBRARY MATERIALS<br>PER CAPITA | CAPITAL<br>EXPENDITURES |
|---------------------------|-----------------------|--|---------------------------------|-------------------------|
| \$49,125                  | \$3,614               | \$65.42                                | \$10.61                         | \$6,253                 |
| \$1,343                   | \$116                 | \$191.21                               | \$21.66                         | \$0                     |
| \$282                     | \$87                  | \$53.47                                | \$ .60                          | \$0                     |
| \$2,497                   | \$0                   | \$70.66                                | \$ .09                          | \$1,708                 |
| \$5,638                   | \$62                  | \$59.59                                | \$14.20                         | \$0                     |
| \$4,402                   | \$0                   | \$61.65                                | \$10.38                         | \$0                     |
| \$2,673                   | \$71                  | \$61.46                                | \$10.82                         | \$0                     |
| \$2,731                   | \$36                  | \$103.33                               | \$16.86                         | \$0                     |
| \$2,429                   | \$0                   | \$42.11                                | \$9.38                          | \$0                     |
| \$1,388                   | \$151                 | \$55.28                                | \$3.97                          | \$0                     |
| \$1,803                   | \$942                 | \$46.81                                | \$1.55                          | \$0                     |
| \$8,282                   | \$270                 | \$66.39                                | \$14.68                         | \$0                     |
| \$15,205                  | \$1,054               | \$59.15                                | \$21.45                         | \$0                     |
| \$1,592                   | \$1,583               | \$57.90                                | \$13.96                         | \$0                     |
| \$9,155                   | \$351                 | \$ .03                                 | \$34.42                         | \$0                     |
| \$2,558                   | \$0                   | \$38.06                                | \$3.42                          | \$0                     |
| \$1,584                   | \$317                 | \$43.32                                | \$6.16                          | \$0                     |
| \$3,066                   | \$0                   | \$47.82                                | \$16.85                         | \$0                     |
| \$15,505                  | \$4,624               | \$50.84                                | \$8.08                          | \$0                     |
| \$3,311                   | \$424                 | \$60.26                                | \$14.33                         | \$0                     |
| \$4,547                   | \$0                   | \$58.30                                | \$25.69                         | \$0                     |
| \$7,233                   | \$1,210               | \$66.27                                | \$15.62                         | \$0                     |
| \$30,425                  | \$0                   | \$52.31                                | \$11.46                         | \$2,223                 |
| \$1,751                   | \$71                  | \$52.81                                | \$4.80                          | \$0                     |
| \$1,946                   | \$0                   | \$56.30                                | \$10.19                         | \$0                     |
| \$23,699                  | \$0                   | \$58.79                                | \$24.84                         | \$0                     |

|                          | K-12<br>ENROLL. | TOTAL DISTRICT<br>EXPENDITURES | TOTAL LIB/MEDIA<br>EXPENDITURES | LIB/MEDIA % OF<br>TOTAL EXPEND. | SALARIES  |
|--------------------------|-----------------|--------------------------------|---------------------------------|---------------------------------|-----------|
| Carthage School Dist.    | 36              | \$251,633                      | \$0                             | 0.00%                           | \$0       |
| Castlewood School Dist.  | 293             | \$848,070                      | \$12,395                        | 2.29%                           | \$13,863  |
| Centerville School Dist. | 310             | \$1,027,527                    | \$0                             | 0.00%                           | \$0       |
| Chamberlain School Dist. | 1,008           | \$3,051,557                    | \$55,015                        | 1.80%                           | \$27,457  |
| Chester School Dist.     | 293             | \$1,030,251                    | \$16,425                        | 1.59%                           | \$11,789  |
| Clark School Dist.       | 560             | \$1,629,829                    | \$40,697                        | 2.50%                           | \$28,738  |
| Clear Lake School Dist.  | 570             | \$1,843,523                    | \$43,007                        | 2.33%                           | \$29,945  |
| Coleman School Dist.     | 190             | \$826,351                      | \$14,291                        | 1.73%                           | \$9,320   |
| Coloee School Dist.      | 224             | \$850,447                      | \$13,225                        | 1.56%                           | \$8,616   |
| Conde School Dist.       | 102             | \$560,389                      | \$0                             | 0.00%                           | \$0       |
| Corisca School Dist.     | 259             | \$967,078                      | \$14,488                        | 1.50%                           | \$10,773  |
| Cresbard School Dist.    | 151             | \$654,311                      | \$15,574                        | 2.38%                           | \$10,754  |
| Custer School Dist.      | 1,156           | \$3,937,158                    | \$42,659                        | 1.08%                           | \$22,355  |
| DeSmet School Dist.      | 398             | \$1,206,935                    | \$21,684                        | 1.80%                           | \$11,430  |
| Dell Rapids School Dist. | 649             | \$2,266,784                    | \$41,746                        | 1.84%                           | \$23,905  |
| Delmont School Dist.     | 145             | \$595,638                      | \$11,557                        | 1.94%                           | \$7,870   |
| Deubrook School Dist.    | 267             | \$1,099,989                    | \$18,800                        | 1.71%                           | \$13,813  |
| Doland School Dist.      | 176             | \$864,176                      | \$13,282                        | 1.54%                           | \$8,000   |
| Douglas School Dist.     | 2,877           | \$8,480,441                    | \$384,519                       | 4.53%                           | \$197,845 |
| Dupree School Dist.      | 288             | \$1,425,751                    | \$29,524                        | 2.07%                           | \$17,286  |
| Eagle Butte School Dist. | 1,062           | \$2,204,695                    | \$31,280                        | 1.42%                           | \$16,910  |
| Edgemont School Dist.    | 295             | \$1,105,844                    | \$27,958                        | 2.53%                           | \$16,715  |
| Egan School Dist.        | 133             | \$589,487                      | \$12,369                        | 2.10%                           | \$9,945   |
| Elk Point School Dist.   | 506             | \$1,613,936                    | \$29,512                        | 1.83%                           | \$20,255  |
| Elkton School Dist.      | 275             | \$1,131,108                    | \$24,582                        | 2.17%                           | \$18,606  |
| Elm Valley School Dist.  | 201             | \$780,558                      | \$9,050                         | 1.16%                           | \$6,298   |
| Emery School Dist.       | 180             | \$679,908                      | \$12,012                        | 1.77%                           | \$8,163   |

| MATERIALS AND<br>SUPPLIES | PURCHASED<br>SERVICES | OPERATING<br>EXPENDITURE<br>PER CAPITA | LIBRARY MATERIALS<br>PER CAPITA | CAPITAL<br>EXPENDITURES |
|---------------------------|-----------------------|--|---------------------------------|-------------------------|
| \$0                       | \$0                   | \$0.00                                 | \$0.00                          | \$0                     |
| \$2,080                   | \$426                 | \$66.19                                | \$7.10                          | \$0                     |
| \$0                       | \$0                   | \$0.00                                 | \$0.00                          | \$0                     |
| \$22,942                  | \$254                 | \$54.58                                | \$22.76                         | \$0                     |
| \$2,565                   | \$0                   | \$56.06                                | \$8.75                          | \$0                     |
| \$6,912                   | \$514                 | \$72.67                                | \$12.34                         | \$0                     |
| \$5,898                   | \$955                 | \$75.45                                | \$10.34                         | \$0                     |
| \$3,265                   | \$0                   | \$75.22                                | \$17.29                         | \$0                     |
| \$2,948                   | \$0                   | \$59.04                                | \$ .00                          | \$0                     |
| \$0                       | \$0                   | \$0.00                                 | \$0.00                          | \$0                     |
| \$2,187                   | \$0                   | \$55.94                                | \$8.44                          | \$0                     |
| \$3,467                   | \$0                   | \$103.14                               | \$22.96                         | \$0                     |
| \$14,487                  | \$1,220               | \$36.90                                | \$12.53                         | \$0                     |
| \$8,158                   | \$333                 | \$54.48                                | \$20.48                         | \$0                     |
| \$12,865                  | \$0                   | \$64.32                                | \$19.82                         | \$0                     |
| \$2,302                   | \$0                   | \$79.70                                | \$15.88                         | \$0                     |
| \$2,210                   | \$0                   | \$70.41                                | \$8.28                          | \$0                     |
| \$3,017                   | \$0                   | \$75.47                                | \$17.14                         | \$0                     |
| \$61,338                  | \$93,610              | \$133.65                               | \$21.32                         | \$102                   |
| \$9,152                   | \$84                  | \$102.51                               | \$31.78                         | \$0                     |
| \$11,788                  | \$487                 | \$29.45                                | \$11.10                         | \$0                     |
| \$4,344                   | \$2,482               | \$94.77                                | \$14.73                         | \$0                     |
| \$591                     | \$0                   | \$93.00                                | \$4.44                          | \$0                     |
| \$5,704                   | \$0                   | \$58.32                                | \$11.27                         | \$0                     |
| \$2,727                   | \$0                   | \$89.39                                | \$9.92                          | \$0                     |
| \$1,757                   | \$0                   | \$45.02                                | \$8.74                          | \$0                     |
| \$2,218                   | \$0                   | \$66.73                                | \$12.29                         | \$0                     |

|                             | K-12<br>ENROLL. | TOTAL DISTRICT<br>EXPENDITURES | TOTAL LIB/MEDIA<br>EXPENDITURES | LIB/MEDIA % OF<br>TOTAL EXPEND. | SALARIES |
|-----------------------------|-----------------|--------------------------------|---------------------------------|---------------------------------|----------|
| Estelline School Dist.      | 256             | \$921,553                      | \$13,321                        | 1.45%                           | \$8,255  |
| Ethan School Dist           | 199             | \$777,684                      | \$0                             | 0.00%                           | \$0      |
| Eureka School Dist.         | 276             | \$981,631                      | \$15,983                        | 1.63%                           | \$11,597 |
| Faith School Dist.          | 248             | \$938,930                      | \$18,054                        | 1.92%                           | \$14,277 |
| Faulkton School Dist.       | 320             | \$1,200,114                    | \$23,379                        | 1.95%                           | \$19,402 |
| Flandreau School Dist.      | 797             | \$2,179,519                    | \$37,983                        | 1.74%                           | \$21,645 |
| Florence School Dist.       | 155             | \$597,988                      | \$19,927                        | 3.33%                           | \$9,182  |
| Freeman School Dist.        | 464             | \$1,612,385                    | \$37,944                        | 2.35%                           | \$21,824 |
| Garnettson School Dist.     | 413             | \$1,339,478                    | \$26,757                        | 2.00%                           | \$17,675 |
| Gary School Dist.           | 67              | \$453,529                      | \$861                           | .19%                            | \$0      |
| Gayville-Volin School Dist. | 179             | \$502,947                      | \$16,247                        | 2.69%                           | \$8,039  |
| Geddes School Dist.         | 168             | \$634,300                      | \$12,797                        | 2.02%                           | \$9,148  |
| Gattysburg School Dist.     | 385             | \$1,241,821                    | \$31,952                        | 2.57%                           | \$20,858 |
| Glenham School Dist.        | 46              | \$268,682                      | \$2,748                         | 1.02%                           | \$1,586  |
| Grant-Deuel School Dist.    | 284             | \$1,037,371                    | \$22,289                        | 2.15%                           | \$14,930 |
| Gregory School Dist.        | 538             | \$1,963,858                    | \$29,184                        | 1.49%                           | \$20,099 |
| Groton School Dist.         | 547             | \$1,983,911                    | \$42,974                        | 2.17%                           | \$27,897 |
| Haakon School Dist.         | 617             | \$1,980,843                    | \$26,483                        | 1.34%                           | \$18,830 |
| Hazlin School Dist.         | 627             | \$1,860,846                    | \$0                             | 0.00%                           | \$0      |
| Hanson School Dist.         | 397             | \$1,291,337                    | \$32,599                        | 2.52%                           | \$23,490 |
| Harding Co. School Dist.    | 343             | \$1,431,493                    | \$34,567                        | 2.41%                           | \$24,616 |
| Harrisburg School Dist.     | 611             | \$1,587,910                    | \$35,563                        | 2.11%                           | \$23,621 |
| Harrold School Dist.        | 126             | \$703,982                      | \$11,507                        | 1.63%                           | \$7,648  |
| Hecia-Houghton School Dist. | 191             | \$801,242                      | \$14,890                        | 1.86%                           | \$12,694 |
| Henry School Dist.          | 125             | \$514,916                      | \$1,850                         | .36%                            | \$0      |
| Herreid School Dist.        | 168             | \$583,485                      | \$12,089                        | 1.77%                           | \$7,500  |
| Hill City School Dist.      | 499             | \$1,788,807                    | \$38,226                        | 2.14%                           | \$21,224 |
| Hitchcock School Dist.      | 145             | \$611,816                      | \$9,209                         | 1.51%                           | \$6,133  |



| MATERIALS AND<br>SUPPLIES | PURCHASED<br>SERVICES | OPERATING<br>EXPENDITURE<br>PER CAPITA | LIBRARY MATERIALS<br>PER CAPITA | CAPITAL<br>EXPENDITURES |
|---------------------------|-----------------------|--|---------------------------------|-------------------------|
| \$2,752                   | \$1,030               | \$52.04                                | \$10.75                         | \$0                     |
| \$0                       | \$0                   | \$0.00                                 | \$10.00                         | \$0                     |
| \$2,112                   | \$0                   | \$57.91                                | \$7.65                          | \$0                     |
| \$1,157                   | \$0                   | \$72.80                                | \$4.67                          | \$0                     |
| \$0                       | \$0                   | \$73.06                                | \$0.00                          | \$0                     |
| \$11,503                  | \$851                 | \$47.66                                | \$14.44                         | \$0                     |
| \$9,193                   | \$0                   | \$128.56                               | \$59.31                         | \$0                     |
| \$10,419                  | \$1,063               | \$81.78                                | \$22.45                         | \$0                     |
| \$5,663                   | \$200                 | \$64.79                                | \$13.71                         | \$0                     |
| \$0                       | \$0                   | \$12.85                                | \$0.00                          | \$0                     |
| \$3,759                   | \$0                   | \$90.77                                | \$21.00                         | \$0                     |
| \$2,070                   | \$0                   | \$76.17                                | \$12.32                         | \$0                     |
| \$0,862                   | \$248                 | \$82.99                                | \$17.82                         | \$0                     |
| \$965                     | \$0                   | \$59.74                                | \$20.98                         | \$0                     |
| \$4,241                   | \$680                 | \$78.48                                | \$14.93                         | \$0                     |
| \$5,603                   | \$0                   | \$54.25                                | \$10.41                         | \$0                     |
| \$9,792                   | \$440                 | \$78.56                                | \$17.90                         | \$0                     |
| \$3,875                   | \$470                 | \$42.92                                | \$0.28                          | \$0                     |
| \$0                       | \$0                   | \$0.00                                 | \$0.00                          | \$0                     |
| \$5,010                   | \$206                 | \$82.11                                | \$12.62                         | \$0                     |
| \$6,105                   | \$0                   | \$100.78                               | \$17.90                         | \$0                     |
| \$7,479                   | \$478                 | \$58.20                                | \$12.24                         | \$0                     |
| \$2,430                   | \$72                  | \$91.33                                | \$19.29                         | \$0                     |
| \$420                     | \$233                 | \$77.96                                | \$2.20                          | \$0                     |
| \$1,850                   | \$0                   | \$14.80                                | \$14.80                         | \$0                     |
| \$2,939                   | \$0                   | \$71.96                                | \$17.49                         | \$0                     |
| \$11,597                  | \$481                 | \$76.81                                | \$23.24                         | \$0                     |
| \$1,797                   | \$50                  | \$63.51                                | \$12.39                         | \$0                     |

|                            | K-12<br>ENROLL. | TOTAL DISTRICT<br>EXPENDITURES | TOTAL LIB/MEDIA<br>EXPENDITURES | LIB/MEDIA % OF<br>TOTAL EXPEND. | SALARIES |
|----------------------------|-----------------|--------------------------------|---------------------------------|---------------------------------|----------|
| Hosmer School Dist.        | 117             | \$562,219                      | \$6,813                         | 1.21%                           | \$3,600  |
| Hot Springs School Dist.   | 1,100           | \$3,823,806                    | \$53,414                        | 1.40%                           | \$42,218 |
| Hoven School Dist.         | 237             | \$1,190,488                    | \$0                             | 0.00%                           | \$0      |
| Howard School Dist.        | 557             | \$1,794,980                    | \$35,165                        | 1.96%                           | \$20,770 |
| Hurley School Dist.        | 179             | \$729,983                      | \$14,826                        | 2.03%                           | \$9,644  |
| Huron School Dist.         | 2,462           | \$7,253,651                    | \$17,723                        | .24%                            | \$0      |
| Hyde School Dist.          | 323             | \$1,164,973                    | \$24,863                        | 2.13%                           | \$11,500 |
| Ipswich School Dist.       | 354             | \$1,503,824                    | \$24,362                        | 2.09%                           | \$14,993 |
| Irene School Dist.         | 267             | \$926,892                      | \$27,606                        | 2.98%                           | \$18,000 |
| Iroquois School Dist.      | 292             | \$1,026,783                    | \$22,798                        | 2.22%                           | \$14,691 |
| Isabel School Dist.        | 122             | \$523,596                      | \$11,522                        | 2.20%                           | \$8,473  |
| Java School Dist.          | 58              | \$403,982                      | \$6,091                         | 1.51%                           | \$3,714  |
| Jefferson School Dist.     | 684             | \$1,848,750                    | \$26,973                        | 1.46%                           | \$16,180 |
| Jones Co. School Dist.     | 277             | \$1,079,694                    | \$38,778                        | 3.59%                           | \$28,737 |
| Kadoka School Dist.        | 408             | \$1,504,821                    | \$15,137                        | .94%                            | \$9,720  |
| Kimball School Dist.       | 389             | \$1,231,935                    | \$28,361                        | 2.30%                           | \$18,180 |
| Lake Central School Dist.  | 1,401           | \$3,976,315                    | \$60,213                        | 1.51%                           | \$49,307 |
| Lake Preston School Dist.  | 263             | \$1,120,397                    | \$20,215                        | 1.80%                           | \$13,804 |
| Langford School Dist.      | 278             | \$913,873                      | \$19,872                        | 2.17%                           | \$13,356 |
| Lead-Deadwood School Dist. | 1,476           | \$4,686,364                    | \$103,426                       | 2.21%                           | \$50,092 |
| Lenson School Dist.        | 591             | \$2,209,020                    | \$24,508                        | 1.11%                           | \$15,621 |
| Lennox School Dist.        | 1,373           | \$3,601,855                    | \$21,551                        | .60%                            | \$18,186 |
| Leola School Dist.         | 317             | \$1,136,760                    | \$19,498                        | 1.72%                           | \$12,433 |
| Letcher School Dist.       | 164             | \$523,273                      | \$2,414                         | .46%                            | \$1,100  |
| Lyman School Dist.         | 398             | \$1,921,115                    | \$35,230                        | 1.83%                           | \$24,180 |
| Marion School Dist.        | 308             | \$966,870                      | \$15,646                        | 1.60%                           | \$8,779  |
| McIntosh School Dist.      | 273             | \$1,351,165                    | \$24,377                        | 1.80%                           | \$17,199 |

| MATERIALS AND<br>SUPPLIES | PURCHASED<br>SERVICES | OPERATING<br>EXPENDITURE<br>PER CAPITA | LIBRARY MATERIALS<br>PER CAPITA | CAPITAL<br>EXPENDITURES |
|---------------------------|-----------------------|--|---------------------------------|-------------------------|
| \$2,571                   | \$183                 | \$58.23                                | \$21.97                         | \$0                     |
| \$1,136                   | \$2,041               | \$48.56                                | \$1.03                          | \$0                     |
| \$0                       | \$0                   | \$0.00                                 | \$0.00                          | \$0                     |
| \$9,034                   | \$1,289               | \$63.13                                | \$16.22                         | \$0                     |
| \$2,836                   | \$191                 | \$82.83                                | \$15.84                         | \$0                     |
| \$17,723                  | \$0                   | \$7.20                                 | \$7.20                          | \$0                     |
| \$10,545                  | \$500                 | \$76.98                                | \$32.65                         | \$0                     |
| \$7,785                   | \$0                   | \$68.82                                | \$21.99                         | \$0                     |
| \$5,960                   | \$12                  | \$103.39                               | \$22.32                         | \$0                     |
| \$4,390                   | \$259                 | \$78.08                                | \$15.03                         | \$75                    |
| \$2,002                   | \$0                   | \$94.44                                | \$16.41                         | \$0                     |
| \$1,620                   | \$0                   | \$105.02                               | \$27.93                         | \$0                     |
| \$7,870                   | \$180                 | \$39.43                                | \$11.51                         | \$0                     |
| \$5,097                   | \$0                   | \$139.99                               | \$18.40                         | \$0                     |
| \$2,247                   | \$1,099               | \$37.10                                | \$5.51                          | \$0                     |
| \$6,793                   | \$53                  | \$72.91                                | \$17.46                         | \$0                     |
| \$0                       | \$0                   | \$42.98                                | \$0.00                          | \$0                     |
| \$4,831                   | \$0                   | \$76.86                                | \$18.37                         | \$0                     |
| \$4,098                   | \$180                 | \$71.48                                | \$14.74                         | \$0                     |
| \$29,827                  | \$1,281               | \$70.07                                | \$20.21                         | \$33                    |
| \$6,068                   | \$0                   | \$41.47                                | \$10.27                         | \$0                     |
| \$0                       | \$0                   | \$15.70                                | \$0.00                          | \$0                     |
| \$5,276                   | \$0                   | \$61.51                                | \$16.64                         | \$0                     |
| \$1,176                   | \$0                   | \$14.72                                | \$7.17                          | \$0                     |
| \$5,350                   | \$817                 | \$88.52                                | \$13.44                         | \$0                     |
| \$4,446                   | \$399                 | \$50.80                                | \$14.44                         | \$0                     |
| \$3,274                   | \$0                   | \$89.29                                | \$11.99                         | \$100                   |

|                            | K-12<br>ENROLL. | TOTAL DISTRICT<br>EXPENDITURES | TOTAL LIB/MEDIA<br>EXPENDITURES | LIB/MEDIA % OF<br>TOTAL EXPEND. | SALARIES  |
|----------------------------|-----------------|--------------------------------|---------------------------------|---------------------------------|-----------|
| McLaughlin School Dist.    | 440             | \$1,899,389                    | \$37,820                        | 1.99%                           | \$27,111  |
| Meade School Dist.         | 3,128           | \$9,997,846                    | \$124,301                       | 1.38%                           | \$41,946  |
| Menno School Dist.         | 332             | \$1,040,242                    | \$21,262                        | 2.04%                           | \$13,212  |
| Midland School Dist.       | 124             | \$537,795                      | \$9,951                         | 1.85%                           | \$7,377   |
| Minark School Dist.        | 1,309           | \$4,450,687                    | \$138,847                       | 3.12%                           | \$98,959  |
| Miller School Dist.        | 630             | \$2,246,051                    | \$41,194                        | 1.83%                           | \$31,011  |
| Mitchell School Dist.      | 2,793           | \$6,304,747                    | \$184,825                       | 2.23%                           | \$121,941 |
| Mobridge School Dist.      | 828             | \$2,407,838                    | \$52,980                        | 2.20%                           | \$32,131  |
| Montrose School Dist.      | 238             | \$736,322                      | \$22,666                        | 3.11%                           | \$17,400  |
| Mt. Vernon School Dist.    | 194             | \$736,893                      | \$14,974                        | 2.03%                           | \$9,952   |
| New Effington School Dist. | 165             | \$667,096                      | \$9,606                         | 1.44%                           | \$7,668   |
| New Underwood School Dist. | 217             | \$624,351                      | \$15,405                        | 2.47%                           | \$11,398  |
| Newell School Dist.        | 473             | \$1,713,756                    | \$28,286                        | 1.65%                           | \$21,843  |
| Northwestern School Dist.  | 295             | \$1,010,485                    | \$1,918                         | .19%                            | \$0       |
| Oelrichs School Dist.      | 102             | \$443,322                      | \$10,605                        | 2.39%                           | \$8,250   |
| Oldham School Dist.        | 53              | \$375,243                      | \$100                           | .03%                            | \$0       |
| Parker School Dist.        | 382             | \$1,295,057                    | \$36,073                        | 2.79%                           | \$22,093  |
| Parkston School Dist.      | 621             | \$2,065,644                    | \$27,454                        | 1.33%                           | \$18,180  |
| Pierre School Dist.        | 2,720           | \$8,406,965                    | \$115,214                       | 1.37%                           | \$73,817  |
| Plankinton School Dist.    | 293             | \$834,387                      | \$24,259                        | 2.91%                           | \$16,518  |
| Platte School Dist.        | 509             | \$1,507,873                    | \$23,785                        | 1.58%                           | \$16,515  |
| Pollock School Dist.       | 124             | \$542,333                      | \$3,946                         | .73%                            | \$2,000   |
| Polo School Dist.          | 35              | \$299,538                      | \$10,729                        | 3.58%                           | \$8,380   |
| Ramona School Dist.        | 140             | \$670,255                      | \$11,403                        | 1.70%                           | \$8,745   |
| Rapid City School Dist.    | 13,116          | \$39,202,557                   | \$1,035,728                     | 2.64%                           | \$751,092 |
| Redfield School Dist.      | 804             | \$2,401,900                    | \$63,135                        | 2.63%                           | \$40,055  |
| Roscoe School Dist.        | 159             | \$655,185                      | \$11,992                        | 1.83%                           | \$8,275   |
| Rosholt School Dist.       | 205             | \$789,584                      | \$17,132                        | 2.17%                           | \$13,795  |

MATERIALS AND  
SUPPLIESPURCHASED  
SERVICESOPERATING  
EXPENDITURE  
PER CAPITALIBRARY MATERIALS  
PER CAPITA CAPITAL  
EXPENDITURES

|           |          |          |         |         |
|-----------|----------|----------|---------|---------|
| \$5,358   | \$132    | \$85.95  | \$12.18 | \$0     |
| \$11,570  | \$54,298 | \$39.76  | \$3.70  | \$0     |
| \$5,979   | \$29     | \$54.04  | \$18.01 | \$0     |
| \$1,119   | \$0      | \$80.25  | \$9.02  | \$0     |
| \$18,638  | \$3,342  | \$105.07 | \$14.24 | \$0     |
| \$4,299   | \$239    | \$55.39  | \$5.82  | \$0     |
| \$32,976  | \$3,758  | \$55.17  | \$11.81 | \$0     |
| \$11,386  | \$1,235  | \$53.99  | \$13.75 | \$0     |
| \$1,528   | \$1,006  | \$95.08  | \$5.42  | \$0     |
| \$2,999   | \$0      | \$77.19  | \$15.46 | \$0     |
| \$528     | \$0      | \$58.22  | \$3.20  | \$0     |
| \$1,972   | \$48     | \$70.99  | \$9.09  | \$0     |
| \$2,755   | \$0      | \$59.60  | \$5.82  | \$0     |
| \$1,918   | \$0      | \$6.50   | \$6.50  | \$0     |
| \$1,158   | \$175    | \$103.97 | \$11.35 | \$0     |
| \$100     | \$0      | \$1.89   | \$1.89  | \$0     |
| \$10,474  | \$16     | \$94.43  | \$27.42 | \$0     |
| \$5,134   | \$164    | \$44.21  | \$8.27  | \$0     |
| \$27,863  | \$0      | \$42.36  | \$10.24 | \$0     |
| \$3,074   | \$0      | \$82.80  | \$10.49 | \$0     |
| \$3,919   | \$0      | \$46.73  | \$7.70  | \$0     |
| \$1,697   | \$0      | \$31.84  | \$13.69 | \$0     |
| \$931     | \$0      | \$306.54 | \$26.60 | \$0     |
| \$1,026   | \$0      | \$81.45  | \$7.33  | \$0     |
| \$127,414 | \$19,656 | \$78.97  | \$9.71  | \$2,124 |
| \$16,361  | \$116    | \$78.53  | \$20.35 | \$0     |
| \$2,092   | \$0      | \$75.42  | \$13.16 | \$0     |
| \$805     | \$0      | \$83.57  | \$3.93  | \$0     |

File: stats8788f  
DISTRICT

|                           | K-12<br>ENROLL. | TOTAL DISTRICT<br>EXPENDITURES | TOTAL LIB/MEDIA<br>EXPENDITURES | LIB/MEDIA % OF<br>TOTAL EXPEND. | SALARIES  |
|---------------------------|-----------------|--------------------------------|---------------------------------|---------------------------------|-----------|
| Roslyn School Dist.       | 195             | \$825,616                      | \$12,361                        | 1.50%                           | \$8,485   |
| Rutland School Dist.      | 140             | \$678,404                      | \$8,135                         | 1.20%                           | \$4,800   |
| Salem School Dist.        | 318             | \$1,229,764                    | \$14,007                        | 1.14%                           | \$7,606   |
| Scotland School Dist.     | 456             | \$1,697,278                    | \$31,005                        | 1.83%                           | \$21,003  |
| Selby School Dist.        | 245             | \$1,010,319                    | \$29,005                        | 2.87%                           | \$21,550  |
| Shannon Co. School Dist.  | 832             | \$6,401,747                    | \$0                             | 0.00%                           | \$0       |
| Sioux Falls School Dist.  | 14,879          | \$49,485,099                   | \$1,055,941                     | 2.13%                           | \$682,582 |
| Sioux Valley School Dist. | 568             | \$1,826,424                    | \$29,282                        | .61%                            | \$24,144  |
| Sisseton School Dist.     | 1,121           | \$3,893,054                    | \$74,324                        | 1.91%                           | \$41,370  |
| Snee School Dist.         | 131             | \$687,354                      | \$9,833                         | 1.40%                           | \$7,876   |
| South Shore School Dist.  | 160             | \$666,745                      | \$2,522                         | .38%                            | \$0       |
| Spearfish School Dist.    | 1,903           | \$5,199,398                    | \$103,078                       | 1.98%                           | \$85,363  |
| Spencer School Dist.      | 97              | \$418,485                      | \$9,134                         | 2.18%                           | \$6,877   |
| Stanley Co. School Dist.  | 605             | \$1,883,871                    | \$43,537                        | 2.31%                           | \$24,950  |
| Stickney School Dist.     | 183             | \$710,308                      | \$12,839                        | 1.81%                           | \$7,420   |
| Sully Buttes School Dist. | 362             | \$1,633,763                    | \$28,967                        | 1.77%                           | \$23,778  |
| Summit School Dist.       | 125             | \$589,682                      | \$12,917                        | 2.17%                           | \$7,500   |
| Timber Lake School Dist.  | 307             | \$1,026,703                    | \$8,574                         | .84%                            | \$6,584   |
| Todd Co. School Dist.     | 2,010           | \$8,217,132                    | \$52,625                        | .64%                            | \$33,890  |
| Tri-Valley School Dist.   | 745             | \$2,150,836                    | \$32,434                        | 1.50%                           | \$15,727  |
| Tripp School Dist.        | 208             | \$785,752                      | \$24,824                        | 3.16%                           | \$18,260  |
| Tulare School Dist.       | 204             | \$776,657                      | \$16,313                        | 2.10%                           | \$13,555  |
| Uebler School Dist.       | 160             | \$688,908                      | \$11,997                        | 1.79%                           | \$8,917   |
| Vermillion School Dist.   | 1,426           | \$4,590,562                    | \$105,067                       | 2.29%                           | \$77,489  |
| Urborg School Dist.       | 291             | \$846,647                      | \$2,202                         | .26%                            | \$0       |
| Wagner School Dist.       | 721             | \$2,318,483                    | \$36,526                        | 1.58%                           | \$25,581  |
| Wakonda School Dist.      | 228             | \$926,196                      | \$17,394                        | 1.88%                           | \$9,162   |

**MATERIALS AND  
SUPPLIES**
**PURCHASED  
SERVICES**
**OPERATING  
EXPENDITURE  
PER CAPITA**
**LIBRARY MATERIALS PER CAPITA** **CAPITAL  
EXPENDITURES**

|           |         |          |         |     |
|-----------|---------|----------|---------|-----|
| \$1,984   | \$0     | \$53.39  | \$10.07 | \$0 |
| \$2,711   | \$0     | \$58.11  | \$19.36 | \$0 |
| \$4,544   | \$289   | \$44.05  | \$14.29 | \$0 |
| \$5,502   | \$0     | \$57.99  | \$12.07 | \$0 |
| \$3,812   | \$0     | \$118.39 | \$15.56 | \$0 |
| \$0       | \$0     | \$0.00   | \$0.00  | \$0 |
| \$251,130 | \$7,591 | \$70.97  | \$16.88 | \$0 |
| \$2,020   | \$154   | \$51.55  | \$3.56  | \$0 |
| \$21,468  | \$4,309 | \$56.30  | \$19.15 | \$0 |
| \$747     | \$0     | \$73.53  | \$5.70  | \$0 |
| \$2,274   | \$248   | \$15.76  | \$14.21 | \$0 |
| \$19,823  | \$2,772 | \$54.17  | \$10.42 | \$0 |
| \$1,321   | \$30    | \$94.16  | \$13.62 | \$0 |
| \$12,966  | \$882   | \$71.96  | \$21.43 | \$0 |
| \$4,000   | \$66    | \$70.16  | \$21.86 | \$0 |
| \$743     | \$0     | \$80.02  | \$2.05  | \$0 |
| \$3,893   | \$0     | \$102.54 | \$31.14 | \$0 |
| \$1,204   | \$236   | \$27.93  | \$3.92  | \$0 |
| \$13,216  | \$0     | \$26.18  | \$6.58  | \$0 |
| \$13,882  | \$0     | \$43.54  | \$18.63 | \$0 |
| \$3,145   | \$0     | \$119.35 | \$15.12 | \$0 |
| \$1,188   | \$53    | \$79.97  | \$5.82  | \$0 |
| \$1,413   | \$0     | \$74.98  | \$8.83  | \$0 |
| \$13,128  | \$112   | \$73.68  | \$9.21  | \$0 |
| \$2,160   | \$41    | \$7.57   | \$7.42  | \$0 |
| \$5,807   | \$50    | \$50.66  | \$9.44  | \$0 |
| \$5,360   | \$0     | \$76.29  | \$23.51 | \$0 |

File: stats8788f

| DISTRICT                     | K-12<br>ENROLL. | TOTAL DISTRICT<br>EXPENDITURES | TOTAL LIB/MEDIA<br>EXPENDITURES | LIB/MEDIA % OF<br>TOTAL EXPEND. | SALARIES    |
|------------------------------|-----------------|--------------------------------|---------------------------------|---------------------------------|-------------|
| Wall School Dist.            | 342             | \$1,356,198                    | \$28,781                        | 2.12%                           | \$19,184    |
| Warner School Dist.          | 275             | \$1,025,964                    | \$11,430                        | 1.11%                           | \$7,750     |
| Watertown School Dist.       | 3,689           | \$9,428,589                    | \$269,407                       | 2.86%                           | \$111,292   |
| Waubay School Dist.          | 332             | \$1,304,197                    | \$23,244                        | 1.78%                           | \$12,511    |
| Waverly School Dist.         | 105             | \$472,682                      | \$14,599                        | 3.09%                           | \$10,657    |
| Webster School Dist.         | 729             | \$2,112,360                    | \$48,377                        | 2.29%                           | \$29,969    |
| Wessington Spr. School Dist. | 507             | \$1,875,871                    | \$39,641                        | 2.11%                           | \$25,972    |
| Wessington School Dist.      | 154             | \$660,396                      | \$11,859                        | 1.80%                           | \$8,589     |
| West Central School Dist.    | 908             | \$2,794,794                    | \$28,862                        | 1.03%                           | \$17,039    |
| White Lake School Dist.      | 162             | \$659,519                      | \$13,012                        | 1.97%                           | \$9,499     |
| White River School Dist.     | 447             | \$1,960,915                    | \$26,666                        | 1.36%                           | \$19,687    |
| Willow Lake School Dist.     | 216             | \$923,097                      | \$12,901                        | 1.40%                           | \$8,861     |
| Wilmot School Dist.          | 347             | \$1,093,676                    | \$23,153                        | 2.12%                           | \$16,002    |
| Winnar School Dist.          | 1,124           | \$3,271,254                    | \$83,070                        | 2.54%                           | \$50,235    |
| Wolsay School Dist.          | 251             | \$895,650                      | \$25,637                        | 2.86%                           | \$15,288    |
| Wood School Dist.            | 120             | \$523,226                      | \$5,689                         | 1.09%                           | \$3,227     |
| Woonsocket School Dist.      | 301             | \$852,219                      | \$12,029                        | 1.41%                           | \$9,860     |
| Yankton School Dist.         | 2,726           | \$7,947,975                    | \$107,818                       | 1.36%                           | \$54,035    |
| TOTAL                        | 126,324         | \$418,375,911                  | \$7,945,128                     |                                 | \$5,100,966 |
| AVERAGE                      |                 |                                | \$43,896                        |                                 | \$28,182    |



| MATERIALS AND<br>SUPPLIES | PURCHASED<br>SERVICES | OPERATING<br>EXPENDITURE<br>PER CAPITA | LIBRARY MATERIALS<br>PER CAPITA | CAPITAL<br>EXPENDITURES |
|---------------------------|-----------------------|--|---------------------------------|-------------------------|
| \$5,629                   | \$8                   | \$84.15                                | \$16.46                         | \$0                     |
| \$2,722                   | \$0                   | \$41.56                                | \$9.90                          | \$0                     |
| \$53,024                  | \$88,716              | \$73.03                                | \$14.37                         | \$0                     |
| \$8,308                   | \$0                   | \$70.01                                | \$25.02                         | \$0                     |
| \$2,521                   | \$0                   | \$139.04                               | \$24.96                         | \$0                     |
| \$12,038                  | \$990                 | \$66.36                                | \$16.51                         | \$0                     |
| \$6,974                   | \$853                 | \$78.19                                | \$13.76                         | \$0                     |
| \$1,586                   | \$1,050               | \$77.01                                | \$10.30                         | \$0                     |
| \$8,264                   | \$523                 | \$31.79                                | \$9.10                          | \$0                     |
| \$2,198                   | \$119                 | \$80.32                                | \$13.57                         | \$0                     |
| \$3,027                   | \$449                 | \$59.66                                | \$6.77                          | \$0                     |
| \$2,502                   | \$0                   | \$59.73                                | \$11.58                         | \$0                     |
| \$4,811                   | \$0                   | \$66.72                                | \$13.86                         | \$0                     |
| \$21,811                  | \$2,665               | \$73.91                                | \$19.40                         | \$0                     |
| \$6,940                   | \$141                 | \$102.14                               | \$27.65                         | \$0                     |
| \$2,022                   | \$0                   | \$47.41                                | \$16.85                         | \$0                     |
| \$948                     | \$0                   | \$39.96                                | \$3.15                          | \$0                     |
| \$30,961                  | \$0                   | \$39.55                                | \$11.36                         | \$0                     |
| \$1,552,612               | \$338,895             |  |                                 | \$12,618                |
| \$8,577.41                | \$1,872.35            | \$65.14                                | \$13.60                         | \$70                    |