

DOCUMENT RESUME

ED 317 744

CE 054 473

AUTHOR Huffington, Dale; And Others  
 TITLE Independent Study Program Profiles 1988-1989. Final Report.  
 INSTITUTION National Univ. Continuing Education Association, Washington, DC. Independent Study Div.  
 PUB DATE Jan 90  
 NOTE 126p.; For earlier reports, see ED 227 801, ED 246 754, ED 253 660, ED 270 609, ED 281 014, and ED 294 045.  
 PUB TYPE Reports - Research/Technical (143) -- Statistical Data (110)

EDRS PRICE MF01/PC06 Plus Postage.  
 DESCRIPTORS College Faculty; \*College Programs; Continuing Education; Correspondence Study; Distance Education; \*Enrollment Trends; Expenditure per Student; External Degree Programs; Fees; Higher Education; High Schools; Home Study; \*Independent Study; \*Instructional Student Costs; Program Content; Program Costs; Teacher Salaries

ABSTRACT

Of the 329,301 independent study enrollments reported by 77 National University Continuing Education Association (NUCEA) institutions in 1988-89, 55 percent are in college courses (a slight increase over 1987-88), 32 percent are in high school courses (a slight decrease), and 13 percent are in noncredit courses. When a comparison is made of only those institutions that responded to both the 1987-88 and 1988-89 surveys, the latter's total enrollments are about 5 percent greater. For semester-length college courses, students paid an average of \$57 per semester hour. Faculty were paid an average of \$3.17 per lesson, \$24.11 per semester hour, or \$49.03 per enrollment for grading, as well as an average of \$964.40 per course or \$357.63 per semester hour for development. For quarter-length college courses, students paid an average of \$39.60 per quarter hour. Faculty were paid an average of \$3.50 per lesson or \$18.25 per quarter hour for grading and an average of \$675 per course or \$162 per quarter hour for course development. The average high school course fee was \$49.45; the grading stipend was \$5.21 per lesson or \$23.67 per enrollment; the average development stipend was \$623.87. The average noncredit course fee was \$78.33. (Numerous tables lists data as reported by each of the 77 responding schools/universities.) (KC)

\*\*\*\*\*  
 \* Reproductions supplied by EDRS are the best that can be made \*  
 \* from the original document. \*  
 \*\*\*\*\*

ED317744

U.S. DEPARTMENT OF EDUCATION  
Office of Educational Research and Improvement  
EDUCATIONAL RESOURCES INFORMATION  
CENTER (ERIC)

This document has been reproduced as received from the person or organization originating it.

Minor changes have been made to improve reproduction quality.

• Points of view or opinions stated in this document do not necessarily represent official OERI position or policy.

"PERMISSION TO REPRODUCE THIS MATERIAL HAS BEEN GRANTED BY

*D. H. [Signature]*

TO THE EDUCATIONAL RESOURCES INFORMATION CENTER (ERIC)."

# INDEPENDENT STUDY PROGRAM PROFILES

## 1988-89

### FINAL REPORT January 1990

**nucea.**

A Division of  
National University  
Continuing Education  
Association

BEST COPY AVAILABLE

54473

**INDEPENDENT STUDY  
PROGRAM PROFILES  
1988-1989**

**NATIONAL UNIVERSITY CONTINUING  
EDUCATION ASSOCIATION  
DIVISION OF INDEPENDENT STUDY**

**by the  
Research and Evaluation Committee**

**Based on a Survey Prepared by:**

Dale Huffington, University of Missouri  
Charles Feasley, Oklahoma State University  
Robert W. Batchellor, University of Illinois  
Deborah Palmer, Texas Tech University  
Elizabeth C. Houdek, Ohio University  
Jeff Gorges, University of Missouri  
Phil Gore, Adams State College

**Tables Prepared by:**

Dale Huffington, University of Missouri  
Jeff Gorges, University of Missouri  
Barbara Beckett, University of Missouri

**Edited by:**

Barbara Beckett, University of Missouri

**Cover Design by:**

Renette Reiske, University of Missouri

**FINAL REPORT  
January 1990**

**UNIVERSITY OF MISSOURI  
COLUMBIA, MISSOURI**

# CONTENTS

---

|   | Page      |
|---|-----------|
| <b>PART ONE: TOTAL PROGRAM SCOPE</b>              |           |
| Executive Summary . . . . .                       | 2         |
| Enrollment Changes . . . . .                      | 8         |
| Independent Study Faculty . . . . .               | 8         |
| Special Fees . . . . .                            | 8         |
| <b>PART TWO: COLLEGE PROGRAMS</b>                 |           |
| Program Characteristics . . . . .                 | 28        |
| Course Preparation and Revision . . . . .         | 28        |
| Independent Study Faculty . . . . .               | 28        |
| Fees . . . . .                                    | 29        |
| Lesson Grading . . . . .                          | 29        |
| Course Development . . . . .                      | 35        |
| <b>PART THREE: HIGH SCHOOL PROGRAMS . . . . .</b> |           |
|   | <b>42</b> |
| <b>PART FOUR: NONCREDIT PROGRAMS</b>              |           |
| Enrollments . . . . .                             | 48        |
| Course Fees . . . . .                             | 49        |
| Stipends for Course Instruction . . . . .         | 54        |
| Stipends for Course Development . . . . .         | 54        |
| <b>PART FIVE: INDEPENDENT STUDY RESEARCH</b>      |           |
| Current Research . . . . .                        | 56        |
| Survey Instrument . . . . .                       | 57        |
| <b>FOOTNOTES</b>                                  |           |
| University . . . . .                              | 64        |
| High School . . . . .                             | 74        |
| Noncredit . . . . .                               | 77        |

## LIST OF TABLES

---

|  | Page |
|--|------|
| TABLE I: Independent Study Enrollments . . . . .           | 5    |
| TABLE II: Miscellaneous Enrollment Information . . . . .   | 9    |
| TABLE III: Course Development                              |      |
| A. College . . . . .                                       | 12   |
| B. High School . . . . .                                   | 15   |
| C. Noncredit . . . . .                                     | 18   |
| TABLE IV: Independent Study Faculty and Staff . . . . .    | 21   |
| TABLE V: Special Fees . . . . .                            | 24   |
| TABLE VI: College Programs . . . . .                       | 30   |
| A. Semester Hour Fee Basis . . . . .                       | 36   |
| B. Quarter Hour Fee Basis . . . . .                        | 39   |
| C. Other Fee Basis than Semester or Quarter Hour . . . . . | 40   |
| TABLE VII: High School Programs . . . . .                  | 43   |
| TABLE VIII: Noncredit Programs . . . . .                   | 50   |

**LIST OF FIGURES**

---

|   | Page |
|---|------|
| FIGURE 1: Independent Study Enrollments by Course Type . . . . .            | 3    |
| FIGURE 2: Total Enrollments by Institution . . . . .                        | 4    |
| FIGURE 3a: College Enrollments: 10% or greater increase . . . . .           | 33   |
| FIGURE 3b: College Enrollments: ranked by increase in numbers . . . . .     | 34   |
| FIGURE 4a: High School Enrollments: 10% or greater increase . . . . .       | 45   |
| FIGURE 4b: High School Enrollments: ranked by increase in numbers . . . . . | 46   |
| FIGURE 5a: Noncredit Enrollments: 10% or greater increase . . . . .         | 52   |
| FIGURE 5b: Noncredit Enrollments: ranked by increase in numbers . . . . .   | 53   |

**AVAILABILITY OF THIS REPORT**

Additional copies of this report are available for a limited time at \$10.00 each (to cover printing, handling, and postage) from:

Dr. Dale D. Huffington  
 Center for Independent Study  
 136 Clark Hall  
 University of Missouri  
 Columbia, MO 65211

**PART ONE**  
**Total Program Scope**

## INDEPENDENT STUDY 1988-89

### TOTAL PROGRAM SCOPE

---

#### Executive Summary

This final report includes seventy-seven institutions' final responses to the National University Continuing Education Association (NUCEA) Independent Study Division's annual survey of program practices during academic year 1988-89. Tables are included to provide information on course enrollments, course fees, staff size, course developments, and faculty stipends.

During July 1989 a survey was sent to 142 institutions which had responded to previous I.S. annual surveys, which were new members of NUCEA, or which had a professional member of the I.S. Division. The survey was prepared by members of the I.S. Division's Research and Evaluation Committee.

During August follow-up letters and telephone calls were made to all non-responding institutions and to those whose responses on the survey appeared to be a marked change from previous responses. All respondents received a preliminary report in September and were given three months to notify the committee of needed changes. During the following months additional follow-up calls were made as committee members reviewed the data.

Of the 329,301 independent study enrollments reported by seventy-seven NUCEA institutions, 1988-89, fifty-five percent are in college courses (a slight increase over last year), thirty-two percent are in high school courses (a slight decrease from last year), and thirteen percent are in noncredit courses. When a comparison is made of only those institutions that responded to both last year's and this year's surveys, this year's total enrollments are 4.72 percent greater (302,013 in 1987-88; 316,281 in 1988-89).

During 1988-89 for semester-length college courses, students paid an average of \$56.93 per semester hour (\$60.77 in 1989-90). Faculty were paid an average of \$3.17 per lesson (\$3.28 in 1989-90); \$24.11 per semester hour (\$25.30 in 1989-90); or \$49.03 per enrollment (\$50.03 in 1989-90) for grading, as well as an average of \$964.40 (\$1,010.40 in 1989-90) per course or \$357.63 (\$388.46 in 1989-90) per semester hour for new development.

During 1988-89 for quarter-length college courses, students paid an average of \$39.60 (\$51.44 in 1989-90) per quarter hour. Faculty were paid an average of \$3.50 (\$3.50 in 1989-90) per lesson or \$18.25 (\$19.50 in 1989-90) per quarter hour for grading; as well as an average of \$675.00 (\$675.00 in 1989-90) per course or \$162.00 (\$185.00 for 1989-90) per quarter hour for new development.

During 1988-89 for high school courses, the average enrollment fee for students was \$49.45 (\$61.70 for 1989-90) per course. For faculty members who grade such courses, the average stipend was \$5.21 (\$5.28 for 1989-90) per lesson or \$23.67 (\$25.00 for 1989-90) per enrollment, while the course development average stipend was \$623.87 (\$634.52 in 1989-90) per course.



# Independent Study Program

1988 - 1989 Profiles

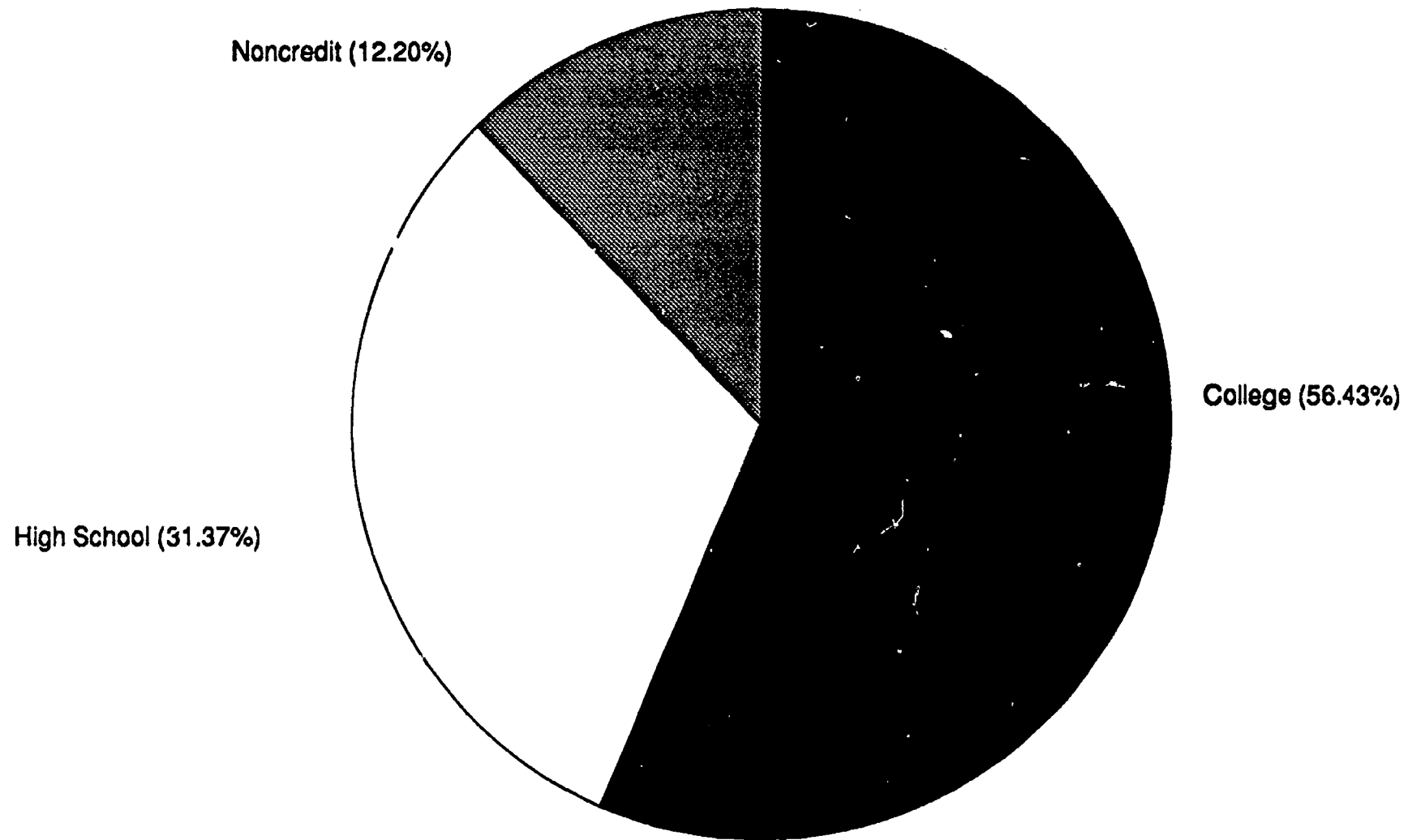
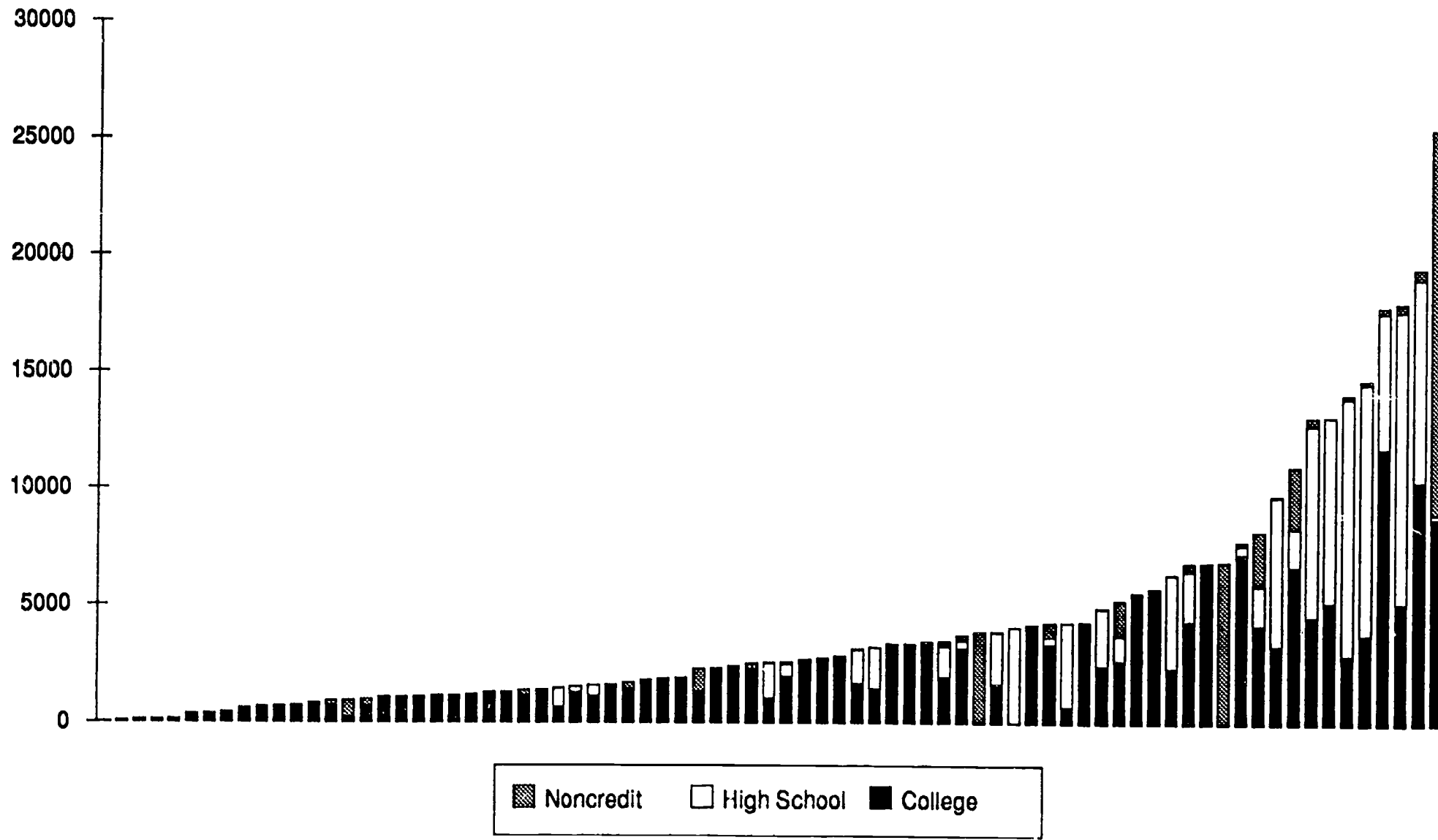


Figure 1

# Independent Study Enrollments

NUCEA Member Institutions 1988-89



**Table 1 - Independent Study Enrollments**

| Institution                | Total Enrolled | College 1988-89 Enrollment | High School 1988-89 Enrollment | Non Credit 1988-89 Enrollment |
|----------------------------|----------------|----------------------------|--------------------------------|-------------------------------|
| Savannah State College     | 24             | 24                         | na                             | na                            |
| Adams State College        | 62             | 62                         | na                             | na                            |
| Murray State Univ.         | 115            | 115                        | na                             | na                            |
| Kansas State Univ.         | 125            | 125 f1                     | na                             | na                            |
| Southwest State Univ.      | 132            | 132                        | na                             | na                            |
| Univ. of Northern Colorado | 368            | 368                        | na                             | na                            |
| Southern Illinois Univ.    | 375            | 375                        | na                             | na                            |
| Embry-Riddle Aeron. Univ.  | 433            | 433 f1                     | na                             | na                            |
| Eastern Michigan Univ.     | 600            | 600                        | na                             | na                            |
| Univ. of New Mexico        | 685            | 685                        | na                             | na                            |
| Ball State University      | 707            | 707                        | na                             | na                            |
| Saint Joseph's College     | 724            | 724                        | na                             | na                            |
| Governors State Univ.      | 833            | 833                        | na                             | na                            |
| Indiana State Univ.        | 922            | 758                        | na                             | 164                           |
| Auburn Univ.               | 925            | 225                        | na                             | 700                           |
| Univ. of Michigan          | 960            | 701                        | na                             | 259                           |
| Eastern Kentucky Univ.     | 1064           | 1040                       | 24                             | na                            |
| T.A. Edison State College  | 1066           | 1066                       | na                             | na                            |
| Roosevelt Univ.            | 1087           | 1087                       | na                             | na                            |
| Arizona State Univ.        | 1127           | 1127                       | na                             | na                            |
| Western Washington Univ.   | 1133           | 1133                       | na                             | na                            |
| Univ. of Mississippi       | 1182           | 1182                       | na                             | 0                             |
| Univ. of Northern Iowa     | 1284           | 1284                       | na                             | na                            |
| Southeastern College       | 1296           | 1296                       | na                             | na                            |
| Colorado State Univ.       | 1363           | 1154                       | na                             | 209                           |
| Washington State Univ.     | 1377           | 1361                       | 15                             | 1                             |
| Home Study International   | 1458           | 657                        | 774                            | 27                            |
| Univ. of Idaho             | 1541           | 1284                       | 257                            | 0                             |
| Univ. of South Dakota      | 1574           | 1136                       | 437                            | 1                             |
| Univ. of Nevada (Reno)     | 1593           | 1568                       | 4                              | 21                            |
| Mem. U. of Newfoundland    | 1696           | 1451                       | na                             | 245                           |
| Central Michigan Univ.     | 1788           | 1788 f1                    | na                             | na                            |

PART ONE

Table 1 - Independent Study Enrollments

| Institution               | Total Enrolled | College 1988-89 Enrollment | High School 1988-89 Enrollment | Non Credit 1988-89 Enrollment |
|---------------------------|----------------|----------------------------|--------------------------------|-------------------------------|
| Univ. of Alaska           | 1875           | 1875                       | na                             | na                            |
| Graduate School, USDA     | 1893           | 1893                       | na                             | na                            |
| Univ. of North Dakota     | 2284           | 1346                       | na                             | 938                           |
| Western Michigan Univ.    | 2305           | 2305                       | na                             | na                            |
| Western Illinois Univ.    | 2414           | 2414                       | na                             | na                            |
| Univ. of Washington       | 2478           | 2637                       | 16                             | 96                            |
| Univ. of North Carolina   | 2505           | 2301                       | na                             | 204                           |
| Oregon St. System (PSU)   | 2542           | 1045                       | 1484                           | 13                            |
| Univ. of Wyoming          | 2566           | 1958                       | 527                            | 81                            |
| Univ. of Illinois         | 2670           | 2572                       | na                             | 98                            |
| Univ. of Kansas           | 2810           | 2691                       | 108                            | 11                            |
| Univ. of South Carolina   | 3131           | 1685                       | 1439                           | 7                             |
| Univ. of Alabama          | 3198           | 1447                       | 1751                           | na                            |
| Mary Baldwin College      | 3350           | 3350                       | na                             | na                            |
| Univ. of Pittsburgh       | 3350           | 3350                       | na                             | na                            |
| Utah State Univ.          | 3451           | 3355                       | 96                             | na                            |
| Univ. of Tennessee        | 3489           | 1958                       | 1289                           | 242                           |
| Univ. of Colorado         | 3727           | 3183                       | 311                            | 233                           |
| Purdue Univ.              | 3856           | 5                          | na                             | 3851                          |
| Univ. of Arizona          | 3890           | 1675                       | 2190                           | 25                            |
| North Dakota Div. of IS   | 4070           | na                         | 4070                           | na                            |
| Univ. of Utah             | 4182           | 4096                       | 3                              | 83                            |
| Oklahoma State Univ.      | 4246           | 3368                       | 291                            | 587                           |
| Univ. of S. Mississippi   | 4270           | 694                        | 3576                           | 0                             |
| Univ. of Georgia          | 4298           | 4214                       | 1                              | 83                            |
| Univ. of Arkansas         | 4906           | 2457                       | 2436                           | 13                            |
| Univ. of California (Ext) | 5225           | 2660                       | 1069                           | 1496                          |
| Univ. of Maryland         | 5561           | 5561 f1                    | na                             | na                            |
| Univ. of Iowa             | 5751           | 5701                       | na                             | 50                            |
| Mississippi State Univ.   | 6351           | 2362                       | 3989                           | na                            |
| Univ. of Oklahoma         | 6833           | 4366                       | 2129                           | 338                           |
| Ohio University           | 6867           | 6867                       | na                             | na                            |

PART ONE

**Table 1 - Independent Study Enrollments**

| Institution              | Total Enrolled   | College 1988-89 Enrollment | High School 1988-89 Enrollment | Non Credit 1988-89 Enrollment |
|--------------------------|------------------|----------------------------|--------------------------------|-------------------------------|
| Calif. St. Univ. (Sac)   | 68 <sup>05</sup> | f1                         | na                             | 6885                          |
| Univ. of Minnesota       | 7755             | 7239                       | 382                            | 134                           |
| Univ. of Florida         | 8210             | 4209                       | 1684                           | 2017                          |
| Univ. of Kentucky        | 9727             | 3359                       | 6340                           | 28                            |
| Univ. of Wisconsin (Ext) | 10985            | 6717                       | 1623                           | 2645                          |
| Louisiana State Univ.    | 13085            | 4561                       | 8207                           | 317                           |
| Univ. of Texas (Austin)  | 13123            | 5176                       | 7947                           | na                            |
| Univ. of Nebraska        | 14062            | 2940                       | 10976                          | 146                           |
| Texas Tech Univ.         | 14702            | 3826                       | 10731                          | 145                           |
| Indiana Univ.            | 17848            | 11784                      | 5821                           | 243                           |
| Univ. of Missouri        | 18008            | 5157                       | 12502                          | 349                           |
| Brigham Young Univ.      | 19474            | 10376                      | 8688                           | 410                           |
| Pennsylvania State Univ. | 25474            | 8776                       | 194                            | 16504                         |
| <b>TOTAL</b>             | <b>329301</b>    | <b>185992</b>              | <b>103381</b>                  | <b>40199</b>                  |
| <b>MINIMUM</b>           | <b>24</b>        | <b>5</b>                   | <b>1</b>                       | <b>0</b>                      |
| <b>MAXIMUM</b>           | <b>25474</b>     | <b>11784</b>               | <b>12502</b>                   | <b>16504</b>                  |
| <b>AVERAGE</b>           | <b>4277</b>      | <b>2480</b>                | <b>2794</b>                    | <b>935</b>                    |
| <b>MEDIAN</b>            | <b>2505</b>      | <b>1685</b>                | <b>1439</b>                    | <b>146</b>                    |

na: not applicable

N: no information available

V: variation by academic rank

f(#): entry explanation

v(#): value variation - where a range of values is indicated, an absolute value in the table will normally represent the typical value within that range

Within the noncredit courses the average course fee was \$78.00 (\$80.00 for 1989-90). For grading, faculty were paid \$3.01 (\$3.14 in 1989-90) per lesson, while the course development stipend was \$893.50 (\$931.05 in 1989-90) per course.

### Enrollment Changes

The average program in 1988-89 enrolled about fifty-five percent of its students in college courses, thirty-two percent in high school courses, and thirteen percent in noncredit courses (see Figure 1). This change from last year is not significant.

Nationally, the mean total enrollment consisted of 4,277 combined (college, high school, and noncredit) registrations in 1988-89. The range of enrollments this year was from Savannah State College's 24 to Pennsylvania State University's 25,474 (see Table 1).

This year, as in each of the past several years, we note growth on a national scale. Within any given institution, however, it is rare that national patterns of growth will be reflected year after year. Indeed, of all the NUCEA institutions that have been shown in our annual statistical reports, only five have reported overall growth in each of the past six years: the Universities of Maryland, Colorado, Indiana, Mississippi State, and Western Michigan. Of the five largest institutions, only Pennsylvania State University and Indiana University showed changes of more than two percent of total enrollment. Penn State grew by 16,497 or nearly fourteen percent. Indiana grew slightly more than six percent.

### Independent Study Faculty

Overall staffing patterns and the manner of participation by university faculty in independent study instruction are presented in Table IV. The information in this table should be taken in the context of the enrollments and courses reported earlier.

### Special Fees

It is customary for institutions to offset operating costs and the costs of services that are unique to independent study by assessing special fees. The most common of these are a charge for study guides, a charge to transfer between independent study courses or to extend enrollment in a course, a supplemental charge to those who are residents of another state, and a charge to offset the cost of mailing books or lessons or both.

As shown in Table V, virtually all institutions levy one or more of these charges. Only four institutions did not report any special fees: Embry-Riddle Aeronautical University, Adams State College, Roosevelt University, and Western Illinois University. The nonresident charge is the least common.

The data in the tables in this report enable the administrators and staff of independent study programs to compare and contrast their activities, their staffing, their programming, and enrollment growth patterns with those of other institutions. Further, such annual data facilitate research on an increasingly significant educational activity--distance education. Format and contents of the tables of this report follows the pattern established in prior years to maintain comparability between years.

**Table II - Miscellaneous Enrollment Information**

| Institution               | % College Enrollments by On-Campus Students | % Credit Toward Degree | Months in Initial Enrollment | Months in First Extension | Months in Second Extension |
|---------------------------|---|------------------------|------------------------------|---------------------------|----------------------------|
| Adams State College       | 5   | 5                      | 12                           | 12                        | 0                          |
| Arizona State Univ.       | 25  | 24                     | 12                           | 6                         | 0                          |
| Auburn Univ.              | 80  | 25                     | 12                           | 3                         | 3                          |
| Ball State University     | 57  | 24                     | 12                           | 6                         | 0                          |
| Brigham Young Univ.       | 47  | 28                     | 12                           | 3                         | 0                          |
| Calif. St. Univ. (Sac)    | na  | 5                      | 12                           | 0                         | 0                          |
| Central Michigan Univ.    | f2  | 12 f3                  | 9 v1                         | 3 v3                      | 0                          |
| Colorado State Univ.      | f1  | 100                    | 12                           | 3                         | 3                          |
| Eastern Kentucky Univ.    | 60  | 100                    | 12                           | na                        | na                         |
| Eastern Michigan Univ.    | 30  | 12                     | 6                            | 6                         | 0                          |
| Embry-Riddle Aeron. Univ. | 1   | 100                    | 3                            | 2                         | 0                          |
| Governors State Univ.     | 50  | v1                     | 3                            | 3                         | 3                          |
| Graduate School, USDA     | na  | na                     | 12                           | 12                        | 0                          |
| Home Study International  | na  | na                     | 12                           | 12                        | 0                          |
| Indiana State Univ.       | 55  | 25                     | 12                           | 6                         | 2 v1                       |
| Indiana Univ.             | 48  | 100                    | 12                           | 6                         | 6                          |
| Kansas State Univ.        | 20 v1                                       | 50                     | 6                            | 3 v5                      | 0                          |
| Louisiana State Univ.     | 39  | 25                     | 9                            | 3                         | 0                          |
| Mary Baldwin College      | 0   | 100                    | 6                            | 6                         | 6                          |
| Mem. U. of Newfoundland   | 5   | 100                    | 3                            | 1                         | 4                          |
| Mississippi State Univ.   | f1  | 20                     | 12                           | 3                         | 3                          |
| Murray State Univ.        | 38  | 28                     | 12                           | 3                         | 0                          |
| North Dakota Div. of IS   | na  | na                     | 12                           | 12                        | 12                         |
| Ohio University           | 13  | 100                    | 12                           | 3                         | 0                          |
| Oklahoma State Univ.      | 49  | 25                     | 12                           | 6                         | 0                          |
| Oregon St. System (PSU)   | na  | 32                     | 12                           | 6                         | 6                          |
| Pennsylvania State Univ.  | 54  | f1                     | 6 v1                         | 6                         | 0                          |
| Purdue Univ.              | na  | f1                     | 12                           | 6 f2                      | 2                          |
| Roosevelt Univ.           | 70  | v1                     | 6                            | 6                         | 3                          |
| Saint Joseph's College    | 1 f1  | 93 f2                  | na                           | 3                         | 3                          |

PART ONE

**Table II - Miscellaneous Enrollment Information**

| Institution                | % College Enrollments by On-Campus Students | % Credit Toward Degree | Months in Initial Enrollment | Months in First Extension | Months in Second Extension |
|----------------------------|---|------------------------|------------------------------|---------------------------|----------------------------|
| Savannah State College     | 3   | 50                     | 12                           | 6                         | 0                          |
| Southeastern College       | 18  | f1                     | 12                           | 12                        | 0                          |
| Southern Illinois Univ.    | 60  | 25                     | 4                            | 12                        | 0                          |
| Southwest State Univ.      | 1   | 0                      | 9                            | 0                         | 0                          |
| Texas Tech Univ.           | 80  | 15                     | 9                            | 3                         | 0                          |
| T.A. Edison State College  | 0   | 100                    | 4                            | 2                         | 1                          |
| Univ. of Alabama           | 50  | 25                     | 12                           | 6                         | 6                          |
| Univ. of Alaska            | 50  | 25                     | 12                           | 3                         | 3                          |
| Univ. of Arizona           | f1  | 60                     | 9                            | 3                         | 0                          |
| Univ. of Arkansas          | f1  | f2                     | 6                            | 6                         | 0                          |
| Univ. of California (Ext)  | f1  | f2                     | 12                           | 6                         | 0                          |
| Univ. of Colorado          | 53  | 25                     | 12                           | 12                        | 0                          |
| Univ. of Florida           | f1  | 25                     | 12                           | 6                         | 6                          |
| Univ. of Georgia           | 75  | 25                     | 12                           | 6                         | 0                          |
| Univ. of Idaho             | 28  | 20                     | 12                           | 6                         | 12                         |
| Univ. of Illinois          | 40  | 50                     | 9                            | 3                         | 3                          |
| Univ. of Iowa              | 40  | 25                     | 9                            | 3                         | 0                          |
| Univ. of Kansas            | 40  | 70                     | 9                            | 3                         | 0                          |
| Univ. of Kentucky          | 64  | 25                     | 12                           | 4                         | 0                          |
| Univ. of Maryland          | na  | 25 f2                  | 4                            | 6                         | 6                          |
| Univ. of Michigan          | 45  | 13                     | 12                           | 6                         | 6                          |
| Univ. of Minnesota         | na  | 100                    | 12                           | 12                        | 0                          |
| Univ. of Mississippi       | f1  | 25                     | 12                           | 3                         | 3                          |
| Univ. of Missouri          | 23  | 25                     | 9                            | 3                         | 0                          |
| Univ. of Nebraska          | 45  | 50                     | 12                           | 12                        | f2                         |
| Univ. of Nevada (Reno)     | na  | f1                     | 12                           | 6                         | 6                          |
| Univ. of New Mexico        | 80  | 23                     | 12                           | 3                         | 3                          |
| Univ. of North Carolina    | 25  | 25                     | 9                            | 4                         | 0                          |
| Univ. of North Dakota      | 25  | 25                     | 12                           | 6                         | 6                          |
| Univ. of Northern Colorado | f1  | 25                     | 12                           | 6                         | 6                          |



**Table II - Miscellaneous Enrollment Information**

| Institution              | % College Enrollments by On-Campus Students | % Credit Toward Degree | Months in Initial Enrollment | Months in First Extension | Months in Second Extension |
|--------------------------|---|------------------------|------------------------------|---------------------------|----------------------------|
| Univ. of Northern Iowa   | 40  | 25                     | 12                           | 3                         | 0                          |
| Univ. of Oklahoma        | 45  | 25                     | 12                           | 6                         | 0                          |
| Univ. of Pittsburgh      | 62  | 100                    | 4                            | 8                         | 0                          |
| Univ. of South Carolina  | 35  | 25                     | 12                           | 3                         | 0                          |
| Univ. of South Dakota    | na  | 23                     | 12                           | 6                         | 0                          |
| Univ. of S. Mississippi  | 40  | 25                     | 12                           | 3                         | 3                          |
| Univ. of Tennessee       | 50  | 25                     | 9 f1                         | 3 f4                      | 0                          |
| Univ. of Texas (Austin)  | 80  | 25                     | 9                            | 3                         | 0                          |
| Univ. of Utah            | 60  | 20                     | 12                           | 6                         | 6                          |
| Univ. of Washington      | 45  | 50                     | 12                           | 6                         | 0                          |
| Univ. of Wisconsin (Ext) | 10  | 60                     | 12                           | 6                         | 0 f2                       |
| Univ. of Wyoming         | 45  | 18                     | 12                           | 12                        | 0                          |
| Utah State Univ.         | 40  | 25                     | 12                           | 3                         | 3                          |
| Washington State Univ.   | 48  | 25                     | 12                           | 12                        | 0                          |
| Western Illinois Univ.   | 1   | 100                    | 6                            | 0                         | 0                          |
| Western Michigan Univ.   | 40  | 12 f1                  | 12                           | 3                         | 3                          |
| Western Washington Univ. | 50  | 25                     | 12                           | 3                         | 0                          |
| TOTAL                    |   |                        |                              |                           |                            |
| MINIMUM                  | 0   | 0                      | 3                            | 0                         | 0                          |
| MAXIMUM                  | 80  | 100                    | 12                           | 12                        | 12                         |
| AVERAGE                  | 40  | 41                     | 10                           | 5                         | 2                          |
| MEDIAN                   | 43  | 25                     | 12                           | 6                         | 0                          |

na: not applicable

N: no information available

V: variation by academic rank

f(#): entry explanation

v(#): value variation - where a range of values is indicated, an absolute value in the table will normally represent the typical value within that range

Table IIIa - College Course Information

| Institution               | No. Editor/Course Designer | Total Courses Offered | College No. of Courses | Total No. of Revised Courses | College No. of Revisions | Total No. of New Courses | College No. of New Courses |
|---------------------------|----------------------------|-----------------------|------------------------|------------------------------|--------------------------|--------------------------|----------------------------|
| Adams State College       | 0.0                        | 15                    | 15                     | 1                            | 1                        | 1                        | 1                          |
| Arizona State Univ.       | 0.0                        | 82                    | 82                     | 13                           | 13                       | 5                        | 5                          |
| Auburn Univ.              | 0.0                        | 23                    | 20                     | 5                            | 4                        | 1                        | 1                          |
| Ball State University     | 0.0                        | 71                    | 71                     | 22                           | 22                       | 0                        | 0                          |
| Brigham Young Univ.       | 4.0 f1                     | 491                   | 296                    | 89                           | 64                       | 13                       | 12                         |
| Calif. St. Univ. (Sac)    | 0.0                        | 12                    | f2                     | 4                            | f2                       | 1                        | f2                         |
| Central Michigan Univ.    | 1.0                        | 65                    | 65 f4                  | 11                           | 11 f5                    | 6                        | 6 f5                       |
| Colorado State Univ.      | 1.0                        | 76                    | 45                     | 6                            | 6                        | 6                        | 3                          |
| Eastern Kentucky Univ.    | 0.0                        | 77                    | 60                     | 6                            | 6                        | 8                        | 8                          |
| Eastern Michigan Univ.    | na                         | 16                    | 16                     | 2                            | 2                        | 1                        | 1                          |
| Embry-Riddle Aeron. Univ. | 2.0                        | 21                    | 21                     | 4                            | 4                        | 2                        | 2                          |
| Governors State Univ.     | 0.0                        | 17                    | 17                     | 6                            | 6                        | 0                        | na                         |
| Graduate School, USDA     | 1                          | 94                    | 88                     | 0                            | 0                        | 2                        | 2 v1                       |
| Home Study International  | 2.5                        | 80                    | 47                     | 11                           | 5                        | 2                        | 0                          |
| Indiana State Univ.       | 0.2                        | 69                    | 65                     | 6                            | 6                        | 2                        | 0                          |
| Indiana Univ.             | 8.0                        | 378                   | 243                    | 40                           | 26                       | 9                        | 7                          |
| Kansas State Univ.        | 0.1                        | 70                    | 70 v2                  | 3                            | 3 v3                     | 2                        | 2                          |
| Louisiana State Univ.     | 2.0                        | 250                   | 153                    | 41                           | 33                       | 4                        | 0                          |
| Mary Baldwin College      | na                         | 0                     | f1                     | 0                            | f1                       | 0                        | f1                         |
| Mem. U. of Newfoundland   | 0.0                        | 168                   | 150                    | 115                          | 100                      | 53                       | 50                         |
| Mississippi State Univ.   | 1.0                        | 124                   | 71                     | 20                           | 14                       | 2                        | 2                          |
| Murray State Univ.        | 0.0                        | 25                    | 25                     | 3                            | 3                        | 1                        | 1                          |
| North Dakota Div. of IS   | 0.0                        | 132                   | na                     | 45                           | na                       | 0                        | na                         |
| Ohio University           | 2.0                        | 300                   | 300                    | 11                           | 65                       | 11                       | 11                         |
| Oklahoma State Univ.      | 1.3                        | 190                   | 127                    | 26                           | 21                       | 23                       | 11                         |
| Oregon St. System (PSU)   | 0.5                        | 139                   | 102                    | 11                           | 8                        | 6                        | 5                          |
| Pennsylvania State Univ.  | 7.0                        | 441                   | 244                    | 90                           | 85                       | 15                       | 15                         |
| Purdue Univ.              | 0.0                        | 22                    | 1                      | 1                            | 0                        | 0                        | 0                          |
| Roosevelt Univ.           | 0.0                        | 80                    | 80                     | 3                            | 3                        | 3                        | 3                          |
| Saint Joseph's College    | 0.0                        | 114                   | 114                    | 30                           | 30                       | 6                        | 6                          |

Table IIIa - College Course Information

| Institution                | No. Editor/Course Designer | Total Courses Offered | College No. of Courses | Total No. of Revised Courses | College No. of Revisions | Total No. of New Courses | College No. of New Courses |
|----------------------------|----------------------------|-----------------------|------------------------|------------------------------|--------------------------|--------------------------|----------------------------|
| Savannah State College     | 0.0 f1                     | 16                    | 16                     | 0                            | 0                        | 0                        | 0                          |
| Southeastern College       | 0.3                        | 180                   | 180                    | 13                           | 13                       | 0                        | 0                          |
| Southern Illinois Univ.    | 0.0                        | 31                    | 31                     | 3                            | 3                        | 2                        | 2                          |
| Southwest State Univ.      | 0.0                        | 47                    | 47                     | 0                            | 0                        | 0                        | 0                          |
| Texas Tech Univ.           | 2.0                        | 313                   | 94                     | 56                           | 15                       | 34                       | 6                          |
| T.A. Edison State College  | 0.0                        | 0                     | 25                     | 0                            | 2                        | 0                        | 0                          |
| Univ. of Alabama           | 0.0                        | 203                   | 160                    | 23                           | 17                       | 7                        | 2                          |
| Univ. of Alaska            | 0.0                        | 58                    | 58                     | 16                           | 16                       | 8                        | 8                          |
| Univ. of Arizona           | 0.0                        | 179                   | 115                    | 25                           | 10                       | 33                       | 11                         |
| Univ. of Arkansas          | 1.0                        | 202                   | 123                    | 15                           | 12                       | 10                       | 4                          |
| Univ. of California (Ext)  | 1.0                        | 269                   | 129                    | 44                           | 33                       | 4                        | 1                          |
| Univ. of Colorado          | 1.0                        | 126                   | 75                     | 12                           | 12                       | 5                        | 5                          |
| Univ. of Florida           | 0.8                        | 174                   | 105                    | 23                           | 17                       | 14                       | 3                          |
| Univ. of Georgia           | 1.0                        | 140                   | 126                    | 19                           | 18                       | 12                       | 2                          |
| Univ. of Idaho             | 1.0                        | 129                   | 103                    | 17                           | 12                       | 3                        | 3                          |
| Univ. of Illinois          | 1.0                        | 136                   | 130                    | 22                           | 22                       | 2                        | 0                          |
| Univ. of Iowa              | 2.0                        | 184                   | 180                    | 29                           | 29                       | 10                       | 10                         |
| Univ. of Kansas            | 2.5                        | 118                   | 114                    | 49                           | 47                       | 22                       | 12                         |
| Univ. of Kentucky          | 0.0                        | 203                   | 127                    | 35                           | 25                       | 12                       | 3                          |
| Univ. of Maryland          | 2.5                        | 74                    | 74                     | 17                           | 17                       | 8                        | 8                          |
| Univ. of Michigan          | 0.0                        | 32                    | 25                     | 5                            | 5                        | 0                        | 0                          |
| Univ. of Minnesota         | 6.0                        | 452                   | 396                    | 32                           | 32                       | 15                       | 14                         |
| Univ. of Mississippi       | 1.0                        | 140                   | 139                    | 19                           | 19                       | 1                        | 1                          |
| Univ. of Missouri          | 6.0                        | 318                   | 182                    | 36                           | 18                       | 4                        | 2                          |
| Univ. of Nebraska          | 9.0                        | 214                   | 77                     | 45                           | 8                        | 0                        | 0                          |
| Univ. of Nevada (Reno)     | 0.3                        | 85                    | 76                     | 16                           | 16                       | 5                        | 5                          |
| Univ. of New Mexico        | 0.0                        | 68                    | 68                     | 9                            | 9                        | 0                        | 0                          |
| Univ. of North Carolina    | 0.7                        | 154                   | 150                    | 18                           | 18                       | 1                        | 1                          |
| Univ. of North Dakota      | 0.5                        | 96                    | 88                     | 10                           | 10                       | 3                        | 3                          |
| Univ. of Northern Colorado | 0.0                        | 34                    | 32                     | 15                           | 15                       | 17                       | 17                         |

**Table IIIa - College Course Information**

| Institution              | No. Editor/Course Designer | Total Courses Offered | College No. of Courses | Total No. of Revised Courses | College No. of Revisions | Total No. of New Courses | College No. of New Courses |
|--------------------------|----------------------------|-----------------------|------------------------|------------------------------|--------------------------|--------------------------|----------------------------|
| Univ. of Northern Iowa   | 0.0                        | 61                    | 61                     | 7                            | 7                        | 5                        | 5                          |
| Univ. of Oklahoma        | 1.0                        | 308                   | 213                    | 47                           | 34                       | 13                       | 10                         |
| Univ. of Pittsburgh      | 3.0                        | 150                   | 150                    | 30                           | 30                       | 11                       | 11                         |
| Univ. of South Carolina  | 0.5                        | 188                   | 129                    | 22                           | 21                       | 4                        | 4                          |
| Univ. of South Dakota    | 1.0                        | 170                   | 92                     | 20                           | 20                       | 0                        | 0                          |
| Univ. of S. Mississippi  | 0.0                        | 154                   | 85                     | 15                           | 11                       | 0                        | 0                          |
| Univ. of Tennessee       | 1.0                        | 322                   | 205                    | 33                           | 14                       | 24                       | 22                         |
| Univ. of Texas (Austin)  | 2.0                        | 150                   | 95                     | 22                           | 11                       | 10                       | 5                          |
| Univ. of Utah            | 1.0                        | 133                   | 127                    | 16                           | 16                       | 25                       | 25                         |
| Univ. of Washington      | 1.5                        | 130                   | 129                    | 13                           | 12                       | 2                        | 2                          |
| Univ. of Wisconsin (Ext) | 4.8                        | 488                   | 244                    | 31                           | 19                       | 17                       | 13                         |
| Univ. of Wyoming         | 0.0                        | 146                   | 104                    | 21                           | 16                       | 5                        | 3                          |
| Utah State Univ.         | 0.5                        | 158                   | 144                    | 26                           | 26                       | 2                        | 2                          |
| Washington State Univ.   | 0.5                        | 105                   | 101                    | 4                            | 4                        | 4                        | 4                          |
| Western Illinois Univ.   | 0.3                        | 77                    | 77                     | 8                            | 8                        | 2                        | 2                          |
| Western Michigan Univ.   | 0.5                        | 110                   | 110                    | 8                            | 8                        | 7                        | 7                          |
| Western Washington Univ. | 0.0                        | 50                    | 50                     | 10                           | 10                       | 8                        | 8                          |
| <b>TOTAL</b>             | <b>90.6</b>                | <b>10917</b>          | <b>7949</b>            | <b>1581</b>                  | <b>1278</b>              | <b>556</b>               | <b>400</b>                 |
| <b>MINIMUM</b>           | <b>0.0</b>                 | <b>0</b>              | <b>1</b>               | <b>0</b>                     | <b>0</b>                 | <b>0</b>                 | <b>0</b>                   |
| <b>MAXIMUM</b>           | <b>9.0</b>                 | <b>491</b>            | <b>396</b>             | <b>115</b>                   | <b>100</b>               | <b>53</b>                | <b>50</b>                  |
| <b>AVERAGE</b>           | <b>1.2</b>                 | <b>142</b>            | <b>107</b>             | <b>21</b>                    | <b>17</b>                | <b>7</b>                 | <b>5</b>                   |
| <b>MEDIAN</b>            | <b>0.5</b>                 | <b>126</b>            | <b>95</b>              | <b>16</b>                    | <b>13</b>                | <b>4</b>                 | <b>3</b>                   |

na: not applicable

N: no information available

V: variation by academic rank

f(#): entry explanation

v(#): value variation - where a range of values is indicated, an absolute value in the table will normally represent the typical value within that range

Table IIIb - High School Course Information

| Institution               | No. Editor/Design. | Total Courses Offered | H.S. No. of Courses | Total No. of Revised Courses | H.S. No. of Revisions | Total No. of New Courses | H.S. No. of New Courses |
|---------------------------|--------------------|-----------------------|---------------------|------------------------------|-----------------------|--------------------------|-------------------------|
| Adams State College       | 0.0                | 1                     | na                  | 1                            | na                    | 1                        | na                      |
| Arizona State Univ.       | 0.0                | 5                     | na                  | 13                           | na                    | 5                        | na                      |
| Auburn Univ.              | 0.0                | 1                     | na                  | 5                            | na                    | 1                        | na                      |
| Ball State University     | 0.0                | 0                     | na                  | 22                           | na                    | 0                        | na                      |
| Brigham Young Univ.       | 4.0 f1             | 13                    | 147                 | 89                           | 20                    | 13                       | 1                       |
| Calif. St. Univ. (Sac)    | 0.0                | 1                     | na                  | 4                            | na                    | 1                        | na                      |
| Central Michigan Univ.    | 1.0                | 6                     | na                  | 11                           | na                    | 6                        | na                      |
| Colorado State Univ.      | 1.0                | 6                     | na                  | 6                            | na                    | 6                        | na                      |
| Eastern Kentucky Univ.    | 0.0                | 8                     | 17                  | 6                            | 0                     | 8                        | 0                       |
| Eastern Michigan Univ.    | na                 | 1                     | na                  | 2                            | na                    | 1                        | na                      |
| Embry-Riddle Aeron. Univ. | 2.0                | 2                     | na                  | 4                            | na                    | 2                        | na                      |
| Governors State Univ.     | 0.0                | 0                     | na                  | 6                            | na                    | 0                        | na                      |
| Graduate School, USDA     | 1                  | 2                     | na                  | 0                            | na                    | 2                        | na                      |
| Home Study International  | 2.5                | 2                     | 29                  | 11                           | 6                     | 2                        | 1                       |
| Indiana State Univ.       | 0.2                | 2                     | na                  | 6                            | na                    | 2                        | na                      |
| Indiana Univ.             | 8.0                | 9                     | 115                 | 40                           | 11                    | 9                        | 1                       |
| Kansas State Univ.        | 0.1                | 2                     | na                  | 3                            | na                    | 2                        | na                      |
| Louisiana State Univ.     | 2.0                | 4                     | 81                  | 41                           | 8                     | 4                        | 1                       |
| Mary Baldwin College      | na                 | 0                     | na                  | 0                            | na                    | 0                        | na                      |
| Mem. U. of Newfoundland   | 0.0                | 53                    | na                  | 115                          | na                    | 53                       | na                      |
| Mississippi State Univ.   | 1.0                | 2                     | 53                  | 20                           | 6                     | 2                        | 0                       |
| Murray State Univ.        | 0.0                | 1                     | na                  | 3                            | na                    | 1                        | na                      |
| North Dakota Div. of IS   | 0.0                | 0                     | 132                 | 45                           | 45                    | 0                        | 0                       |
| Ohio University           | 2.0                | 11                    | na                  | 11                           | na                    | 11                       | na                      |
| Oklahoma State Univ.      | 1.3                | 23                    | 38                  | 25                           | 3                     | 23                       | 0                       |
| Oregon St. System (PSU)   | 0.5                | 6                     | 35                  | 11                           | 3                     | 6                        | 1                       |
| Pennsylvania State Univ.  | 7.0                | 15                    | 31                  | 90                           | 0                     | 15                       | 0                       |
| Purdue Univ.              | 0.0                | 0                     | ra                  | 1                            | na                    | 0                        | na                      |
| Roosevelt Univ.           | 0.0                | 3                     | na                  | 3                            | na                    | 3                        | na                      |
| Saint Joseph's College    | 0.0                | 6                     | na                  | 30                           | na                    | 6                        | na                      |

Table IIIb - High School Course Information

| Institution                | No. Editor/Design. | Total Courses Offered | H.S. No. of Courses | Total No. of Revised Courses | H.S. No. of Revisions | Total No. of New Courses | H.S. No. of New Courses |
|----------------------------|--------------------|-----------------------|---------------------|------------------------------|-----------------------|--------------------------|-------------------------|
| Savannah State College     | 0.0 f1             | 0                     | na                  | 0                            | na                    | 0                        | na                      |
| Southeastern College       | 0.3                | 0                     | na                  | 13                           | na                    | 0                        | na                      |
| Southern Illinois Univ.    | 0.0                | 2                     | na                  | 3                            | na                    | 2                        | na                      |
| Southwest State Univ.      | 0.0                | 0                     | na                  | 0                            | na                    | 0                        | na                      |
| Texas Tech Univ.           | 2.0                | 34                    | 92                  | 56                           | 13                    | 34                       | 10                      |
| T.A. Edison State College  | 0.0                | 0                     | na                  | 0                            | na                    | 0                        | na                      |
| Univ. of Alabama           | 0.0                | 7                     | 43                  | 23                           | 6                     | 7                        | 5                       |
| Univ. of Alaska            | 0.0                | 8                     | na                  | 16                           | na                    | 8                        | na                      |
| Univ. of Arizona           | 0.0                | 33                    | 52                  | 25                           | 3                     | 33                       | 10                      |
| Univ. of Arkansas          | 1.0                | 10                    | 76                  | 15                           | 3                     | 10                       | 6                       |
| Univ. of California (Ext)  | 1.0                | 4                     | 66                  | 44                           | 2                     | 4                        | 0                       |
| Univ. of Colorado          | 1.0                | 5                     | 40                  | 12                           | 0                     | 5                        | 0                       |
| Univ. of Florida           | 0.8                | 14                    | 43                  | 23                           | 5                     | 14                       | 8                       |
| Univ. of Georgia           | 1.0                | 12                    | 7                   | 19                           | 0                     | 12                       | 7                       |
| Univ. of Idaho             | 1.0                | 3                     | 24                  | 17                           | 5                     | 3                        | 0                       |
| Univ. of Illinois          | 1.0                | 2                     | 5 f1                | 22                           | 0 f1                  | 2                        | 2 f1                    |
| Univ. of Iowa              | 2.0                | 10                    | na                  | 29                           | na                    | 10                       | na                      |
| Univ. of Kansas            | 2.5                | 22                    | 4                   | 49                           | 0                     | 22                       | 0                       |
| Univ. of Kentucky          | 0.0                | 12                    | 75                  | 35                           | 10                    | 12                       | 8                       |
| Univ. of Maryland          | 2.5                | 8                     | na                  | 17                           | na                    | 8                        | na                      |
| Univ. of Michigan          | 0.0                | 0                     | na                  | 5                            | na                    | 0                        | na                      |
| Univ. of Minnesota         | 6.0                | 15                    | 42                  | 32                           | 0                     | 15                       | 1                       |
| Univ. of Mississippi       | 1.0                | 1                     | na                  | 19                           | na                    | 1                        | na                      |
| Univ. of Missouri          | 6.0                | 4                     | 104                 | 36                           | 18                    | 4                        | 1                       |
| Univ. of Nebraska          | 9.0                | 0                     | 130                 | 45                           | 29                    | 0                        | 0                       |
| Univ. of Nevada (Reno)     | 0.3                | 5                     | 5                   | 16                           | 0                     | 5                        | 0                       |
| Univ. of New Mexico        | 0.0                | 0                     | na                  | 9                            | na                    | 0                        | na                      |
| Univ. of North Carolina    | 0.7                | 1                     | na                  | 18                           | na                    | 1                        | na                      |
| Univ. of North Dakota      | 0.5                | 3                     | na                  | 10                           | na                    | 3                        | na                      |
| Univ. of Northern Colorado | 0.0                | 17                    | na                  | 15                           | na                    | 17                       | na                      |

**Table IIIb - High School Course Information**

| Institution              | No. Editor/Design. | Total Courses Offered | H.S. No. of Courses | Total No. of Revised Courses | H.S. No. of Revisions | Total No. of New Courses | H.S. No. of New Courses |
|--------------------------|--------------------|-----------------------|---------------------|------------------------------|-----------------------|--------------------------|-------------------------|
| Univ. of Northern Iowa   | 0.0                | 5                     | na                  | 7                            | na                    | 5                        | na                      |
| Univ. of Oklahoma        | 1.0                | 13                    | 80                  | 47                           | 11                    | 13                       | 2                       |
| Univ. of Pittsburgh      | 3.0                | 11                    | na                  | 30                           | na                    | 11                       | na                      |
| Univ. of South Carolina  | 0.5                | 4                     | 56                  | 22                           | na                    | 4                        | na                      |
| Univ. of South Dakota    | 1.0                | 0                     | 74                  | 20                           | 0                     | 0                        | 0                       |
| Univ. of S. Mississippi  | 0.0                | 0                     | 67                  | 15                           | 4                     | 0                        | 0                       |
| Univ. of Tennessee       | 1.0                | 24                    | 77                  | 33                           | 18                    | 24                       | 1                       |
| Univ. of Texas (Austin)  | 2.0                | 10                    | 55                  | 22                           | 11                    | 10                       | 5                       |
| Univ. of Utah            | 1.0                | 25                    | 0                   | 16                           | 0                     | 25                       | 0                       |
| Univ. of Washington      | 1.5                | 2                     | 2                   | 13                           | 0                     | 2                        | 0                       |
| Univ. of Wisconsin (Ext) | 4.8                | 17                    | 96                  | 31                           | 5                     | 17                       | 0                       |
| Univ. of Wyoming         | 0.0                | 5                     | 29                  | 21                           | 5                     | 5                        | 2                       |
| Utah State Univ.         | 0.5                | 2                     | 14                  | 26                           | 0                     | 2                        | 0                       |
| Washington State Univ.   | 0.5                | 4                     | 3                   | 4                            | 0                     | 4                        | 0                       |
| Western Illinois Univ.   | 0.3                | 2                     | na                  | 8                            | na                    | 2                        | na                      |
| Western Michigan Univ.   | 0.5                | 7                     | na                  | 8                            | na                    | 7                        | na                      |
| Western Washington Univ. | 0.0                | 8                     | na                  | 10                           | na                    | 8                        | na                      |
| <b>TOTAL</b>             | <b>90.6</b>        | <b>556</b>            | <b>85</b>           | <b>1581</b>                  | <b>250</b>            | <b>556</b>               | <b>73</b>               |
| <b>MINIMUM</b>           | <b>0.0</b>         | <b>0</b>              | <b>0</b>            | <b>0</b>                     | <b>0</b>              | <b>0</b>                 | <b>0</b>                |
| <b>MAXIMUM</b>           | <b>9.0</b>         | <b>53</b>             | <b>147</b>          | <b>115</b>                   | <b>45</b>             | <b>53</b>                | <b>10</b>               |
| <b>AVERAGE</b>           | <b>1.2</b>         | <b>7</b>              | <b>54</b>           | <b>21</b>                    | <b>7</b>              | <b>7</b>                 | <b>2</b>                |
| <b>MEDIAN</b>            | <b>0.5</b>         | <b>4</b>              | <b>48</b>           | <b>16</b>                    | <b>4</b>              | <b>4</b>                 | <b>1</b>                |

na: not applicable

N: no information available

V: variation by academic rank

f(#): entry explanation

v(#): value variation - where a range of values is indicated, an absolute value in the table will normally represent the typical value within that range

**Table IIIc - Noncredit Course Information**

| Institution               | No. Editor/Design. | Total Courses Offered | N.C. No. of Courses | Total No. of Revised Courses | N.C. No. of Revisions | Total No. of New Courses | N.C. No. of New Courses |
|---------------------------|--------------------|-----------------------|---------------------|------------------------------|-----------------------|--------------------------|-------------------------|
| Adams State College       | 0.0                | 15                    | na                  | 1                            | na                    | 1                        | na                      |
| Arizona State Univ.       | 0.0                | 82                    | na                  | 13                           | na                    | 5                        | na                      |
| Auburn Univ.              | 0.0                | 23                    | 3                   | 5                            | 1                     | 1                        | 0                       |
| Ball State University     | 0.0                | 71                    | na                  | 22                           | na                    | 0                        | na                      |
| Brigham Young Univ.       | 4.0 f1             | 491                   | 48                  | 89                           | 5                     | 13                       | 0                       |
| Calif. St. Univ. (Sac)    | 0.0                | 12                    | 12                  | 4                            | 4                     | 1                        | 1                       |
| Central Michigan Univ.    | 1.0                | 65                    | na                  | 11                           | na                    | 6                        | na                      |
| Colorado State Univ.      | 1.0                | 76                    | 31                  | 6                            | 0                     | 6                        | 3                       |
| Eastern Kentucky Univ.    | 0.0                | 77                    | na                  | 6                            | na                    | 8                        | na                      |
| Eastern Michigan Univ.    | na                 | 16                    | na                  | 2                            | na                    | 1                        | na                      |
| Embry-Riddle Aeron. Univ. | 2.0                | 21                    | na                  | 4                            | na                    | 2                        | na                      |
| Governors State Univ.     | 0.0                | 17                    | na                  | 6                            | na                    | 0                        | na                      |
| Graduate School, USDA     | 1                  | 94                    | 6                   | 0                            | na                    | 2                        | na                      |
| Home Study International  | 2.5                | 80                    | 4                   | 11                           | 0                     | 2                        | 1                       |
| Indiana State Univ.       | 0.2                | 69                    | 4                   | 6                            | 0                     | 2                        | 2                       |
| Indiana Univ.             | 8.0                | 378                   | 20                  | 40                           | 3                     | 9                        | 1                       |
| Kansas State Univ.        | 0.1                | 70                    | na                  | 3                            | na                    | 2                        | na                      |
| Louisiana State Univ.     | 2.0                | 250                   | 16                  | 41                           | 0                     | 4                        | 3                       |
| Mary Baldwin College      | na                 | 0                     | na                  | 0                            | na                    | 0                        | na                      |
| Mem. U. of Newfoundland   | 0.0                | 168                   | 18                  | 115                          | 15                    | 53                       | 3                       |
| Mississippi State Univ.   | 1.0                | 124                   | na                  | 20                           | na                    | 2                        | na                      |
| Murray State Univ.        | 0.0                | 25                    | na                  | 3                            | na                    | 1                        | na                      |
| North Dakota Div. of IS   | 0.0                | 132                   | na                  | 45                           | na                    | 0                        | na                      |
| Ohio University           | 2.0                | 300                   | na                  | 11                           | na                    | 11                       | na                      |
| Oklahoma State Univ.      | 1.3                | 190                   | 25                  | 26                           | 2                     | 23                       | 12                      |
| Oregon St. System (PSU)   | 0.5                | 139                   | 2                   | 11                           | 0                     | 6                        | 0                       |
| Pennsylvania State Univ.  | 7.0                | 441                   | 166                 | 90                           | 5                     | 15                       | 0                       |
| Purdue Univ.              | 0.0                | 22                    | 21                  | 1                            | 1                     | 0                        | 0                       |
| Roosevelt Univ.           | 0.0                | 80                    | na                  | 3                            | na                    | 3                        | na                      |
| Saint Joseph's College    | 0.0                | 114                   | na                  | 30                           | na                    | 6                        | na                      |



**Table IIIc - Noncredit Course Information**

| Institution                | No. Editor/Design. | Total Courses Offered | N.C. No. of Courses | Total No. of Revised Courses | N.C. No. of Revisions | Total No. of New Courses | N.C. No. of New Courses |
|----------------------------|--------------------|-----------------------|---------------------|------------------------------|-----------------------|--------------------------|-------------------------|
| Savannah State College     | 0.0 f1             | 16                    | na                  | 0                            | na                    | 0                        | na                      |
| Southeastern College       | 0.3                | 180                   | na                  | 13                           | na                    | 0                        | na                      |
| Southern Illinois Univ.    | 0.0                | 31                    | na                  | 3                            | na                    | 2                        | na                      |
| Southwest State Univ.      | 0.0                | 47                    | na                  | 0                            | na                    | 0                        | na                      |
| Texas Tech Univ.           | 2.0                | 313                   | 127                 | 56                           | 28                    | 34                       | 18                      |
| T.A. Edison State College  | 0.0                | 0                     | na                  | 0                            | na                    | 0                        | na                      |
| Univ. of Alabama           | 0.0                | 203                   | na                  | 23                           | na                    | 7                        | na                      |
| Univ. of Alaska            | 0.0                | 58                    | na                  | 16                           | na                    | 8                        | na                      |
| Univ. of Arizona           | 0.0                | 179                   | 12                  | 25                           | 0                     | 33                       | 12                      |
| Univ. of Arkansas          | 1.0                | 202                   | 3                   | 15                           | 0                     | 10                       | 0                       |
| Univ. of California (Ext)  | 1.0                | 269                   | 74                  | 44                           | 9                     | 4                        | 3                       |
| Univ. of Colorado          | 1.0                | 126                   | 11                  | 12                           | 0                     | 5                        | 0                       |
| Univ. of Florida           | 0.8                | 174                   | 26                  | 23                           | 1                     | 14                       | 3                       |
| Univ. of Georgia           | 1.0                | 140                   | 7                   | 19                           | 1                     | 12                       | 3                       |
| Univ. of Idaho             | 1.0                | 129                   | 2                   | 17                           | 0                     | 3                        | 0                       |
| Univ. of Illinois          | 1.0                | 136                   | 1                   | 22                           | 0                     | 2                        | 0                       |
| Univ. of Iowa              | 2.0                | 184                   | 4                   | 29                           | 0                     | 10                       | 0                       |
| Univ. of Kansas            | 2.5                | 118                   | na                  | 49                           | na                    | 22                       | na                      |
| Univ. of Kentucky          | 0.0                | 203                   | 1                   | 35                           | 0                     | 12                       | 1                       |
| Univ. of Maryland          | 2.5                | 74                    | na                  | 17                           | na                    | 8                        | na                      |
| Univ. of Michigan          | 0.0                | 32                    | 7                   | 5                            | 0                     | 0                        | 0                       |
| Univ. of Minnesota         | 6.0                | 452                   | 14                  | 32                           | 0                     | 15                       | 0                       |
| Univ. of Mississippi       | 1.0                | 140                   | 1                   | 19                           | na                    | 1                        | na                      |
| Univ. of Missouri          | 6.0                | 318                   | 32                  | 36                           | 0                     | 4                        | 1                       |
| Univ. of Nebraska          | 9.0                | 214                   | 7                   | 45                           | 8                     | 0                        | 0                       |
| Univ. of Nevada (Reno)     | 0.3                | 85                    | 4                   | 16                           | 0                     | 5                        | 0                       |
| Univ. of New Mexico        | 0.0                | 68                    | na                  | 9                            | na                    | 0                        | na                      |
| Univ. of North Carolina    | 0.7                | 154                   | 4                   | 18                           | 0                     | 1                        | 0                       |
| Univ. of North Dakota      | 0.5                | 96                    | 8                   | 10                           | 0                     | 3                        | 0                       |
| Univ. of Northern Colorado | 0.0                | 34                    | 2                   | 15                           | na                    | 17                       | na                      |

**Table IIIc - Noncredit Course Information**

| Institution              | No. Editor/Design. | Total Courses Offered | N.C. No. of Courses | Total No. of Revised Courses | N.C. No. of Revisions | Total No. of New Courses | N.C. No. of New Courses |
|--------------------------|--------------------|-----------------------|---------------------|------------------------------|-----------------------|--------------------------|-------------------------|
| Univ. of Northern Iowa   | 0.0                | 61                    | na                  | 7                            | na                    | 5                        | na                      |
| Univ. of Oklahoma        | 1.0                | 308                   | 15                  | 47                           | 2                     | 13                       | 1                       |
| Univ. of Pittsburgh      | 3.0                | 150                   | na                  | 30                           | na                    | 11                       | na                      |
| Univ. of South Carolina  | 0.5                | 188                   | 3                   | 22                           | 1                     | 4                        | 0                       |
| Univ. of South Dakota    | 1.0                | 170                   | 4                   | 20                           | 0                     | 0                        | 0                       |
| Univ. of S. Mississippi  | 0.0                | 154                   | 2                   | 15                           | 0                     | 0                        | 0                       |
| Univ. of Tennessee       | 1.0                | 322                   | 40                  | 33                           | 1                     | 24                       | 1                       |
| Univ. of Texas (Austin)  | 2.0                | 150                   | na                  | 22                           | na                    | 10                       | na                      |
| Univ. of Utah            | 1.0                | 133                   | 6                   | 16                           | 0                     | 25                       | 0                       |
| Univ. of Washington      | 1.5                | 130                   | 2                   | 13                           | 1                     | 2                        | 0                       |
| Univ. of Wisconsin (Ext) | 4.8                | 488                   | 148                 | 31                           | 7                     | 17                       | 4                       |
| Univ. of Wyoming         | 0.0                | 146                   | 13                  | 21                           | 0                     | 5                        | 0                       |
| Utah State Univ.         | 0.5                | 158                   | na                  | 26                           | na                    | 2                        | na                      |
| Washington State Univ.   | 0.5                | 105                   | 1                   | 4                            | 0                     | 4                        | 0                       |
| Western Illinois Univ.   | 0.3                | 77                    | na                  | 8                            | na                    | 2                        | na                      |
| Western Michigan Univ.   | 0.5                | 110                   | na                  | 8                            | na                    | 7                        | na                      |
| Western Washington Univ. | 0.0                | 50                    | na                  | 10                           | na                    | 8                        | na                      |
| <b>TOTAL</b>             | <b>90.6</b>        | <b>10917</b>          | <b>957</b>          | <b>1581</b>                  | <b>95</b>             | <b>556</b>               | <b>73</b>               |
| <b>MINIMUM</b>           | <b>0.0</b>         | <b>0</b>              | <b>1</b>            | <b>0</b>                     | <b>0</b>              | <b>0</b>                 | <b>0</b>                |
| <b>MAXIMUM</b>           | <b>9.0</b>         | <b>491</b>            | <b>166</b>          | <b>115</b>                   | <b>28</b>             | <b>53</b>                | <b>18</b>               |
| <b>AVERAGE</b>           | <b>1.2</b>         | <b>142</b>            | <b>22</b>           | <b>21</b>                    | <b>2</b>              | <b>7</b>                 | <b>2</b>                |
| <b>MEDIAN</b>            | <b>0.5</b>         | <b>4</b>              | <b>7</b>            | <b>16</b>                    | <b>0</b>              | <b>4</b>                 | <b>0</b>                |

na: not applicable

N: no information available

V: variation by academic rank

f(#): entry explanation

v(#): value variation - where a range of values is indicated, an absolute value in the table will normally represent the typical value within that range

**Table IV - Independent Study Faculty and Staff**

| Institution               | % Faculty Teaching as Reg. Work | % Faculty Develop as Reg. Work | % Col. Fac. Pd w/Outside Funds | % HS Fac. Pd w/Outside Funds | % NC Fac. Pd w/Outside Funds | No. Professional Staff | No. Clerical Staff |
|---------------------------|---------------------------------|--------------------------------|--------------------------------|------------------------------|------------------------------|------------------------|--------------------|
| Adams State College       | 100                             | 100                            | 0                              | na                           | na                           | 0.1                    | 0.2                |
| Arizona State Univ.       | 0                               | 0                              | 0                              | na                           | na                           | 1.0                    | 1.0                |
| Auburn Univ.              | 0                               | 0                              | 0                              | na                           | 0.0                          | 0.5                    | 2.0                |
| Ball State University     | 0                               | 0                              | 0                              | na                           | na                           | 0.5                    | 1.0                |
| Brigham Young Univ.       | 0                               | 0                              | 0                              | 0.0                          | 0.0                          | 7.0                    | 24.5               |
| Calif. St. Univ. (Sac)    | 0                               | 0                              | na                             | na                           | na                           | 1.0                    | 6.0                |
| Central Michigan Univ.    | 0                               | 0                              | 0                              | na                           | na                           | 2.0                    | 1.0                |
| Colorado State Univ.      | 0                               | 0                              | 0                              | na                           | 0.0                          | 1.0                    | 2.5                |
| Eastern Kentucky Univ.    | 0                               | 0                              | 0                              | 0.0                          | na                           | 1.0                    | 1.0                |
| Eastern Michigan Univ.    | 100                             | 100                            | 0                              | na                           | na                           | 1.0                    | 0.5                |
| Embry-Riddle Aeron. Univ. | 0                               | 0                              | 0                              | na                           | na                           | 5.0                    | 5.0                |
| Governors State Univ.     | 50                              | 0                              | 50                             | na                           | na                           | 1.0                    | 2.0                |
| Graduate School, USDA     | na                              | na                             | 0                              | na                           | na                           | 1                      | 3                  |
| Home Study International  | 96                              | 9                              | 0                              | 0.0                          | 0.0                          | 19.0                   | 19.0               |
| Indiana State Univ.       | 0                               | 0                              | 0 f3                           | na                           | 0.0                          | 0.8                    | 0.8                |
| Indiana Univ.             | 5                               | 5                              | 0                              | 0.0                          | 0.0                          | 3.0                    | 24.0               |
| Kansas State Univ.        | 0                               | 100                            | 0                              | na                           | na                           | 1.2                    | 0.3                |
| Louisiana State Univ.     | 0                               | 0                              | 0                              | 0.0                          | 0.0                          | 4.0                    | 10.0               |
| Mary Baldwin College      | 0                               | 0                              | 0                              | na                           | na                           | 11.0                   | 7.0                |
| Mem. U. of Newfoundland   | f1                              | f1                             | 0                              | na                           | 0.0                          | 8.0                    | 16.0               |
| Mississippi State Univ.   | 0                               | 0                              | 0                              | 0.0                          | na                           | 2.0                    | 3.5                |
| Murray State Univ.        | 0                               | 0                              | 0                              | na                           | na                           | 22.0                   | 1.0                |
| North Dakota Div. of IS   | 100                             | 100                            | na                             | 0.0                          | na                           | 12.2                   | 7.0                |
| Ohio University           | 0                               | 0                              | 0                              | na                           | na                           | 3.0                    | 13.0               |
| Oklahoma State Univ.      | 0                               | 0                              | 0                              | 0.0                          | 0.0                          | 4.5                    | 7.1                |
| Oregon St. System (PSU)   | 0                               | 0                              | 0                              | 0.0                          | 0.0                          | 1.5                    | 1.5                |
| Pennsylvania State Univ.  | 2                               | 2                              | 0                              | 0.0                          | 0.0                          | 17.0                   | 28.0               |
| Purdue Univ.              | 0                               | 0                              | 0                              | na                           | 0.0                          | 1.5                    | 3.5                |
| Roosevelt Univ.           | 0                               | 0                              | 0                              | na                           | na                           | 1.0                    | 2.5                |
| Saint Joseph's College    | 5                               | 100                            | 0                              | na                           | na                           | 12.0                   | 36.0               |

Table IV - Independent Study Faculty and Staff

| Institution                | % Faculty Teaching as Reg. Work | % Faculty Develop as Reg. Work | % Col. Fac. Pd w/Outside Funds | % HS Fac. Pd w/Outside Funds | % NC Fac. Pd w/Outside Funds | No. Professional Staff | No. Clerical Staff |
|----------------------------|---------------------------------|--------------------------------|--------------------------------|------------------------------|------------------------------|------------------------|--------------------|
| Savannah State College     | 0                               | 0                              | 0                              | na                           | na                           | 1.0                    | 1.0                |
| Southeastern College       | f2                              | f2                             | 0                              | na                           | na                           | 1.3                    | 2.4                |
| Southern Illinois Univ.    | 0                               | 0                              | 0                              | na                           | na                           | 1.0                    | 0.5                |
| Southwest State Univ.      | na                              | na                             | na                             | na                           | na                           | 0.0                    | 0.0                |
| Texas Tech Univ.           | 0                               | 0                              | 0                              | 0.0                          | 0.0                          | 3.0                    | 12.0               |
| T.A. Edison State College  | 0                               | 0                              | 0                              | na                           | na                           | 3.0                    | 2.0                |
| Univ. of Alabama           | 0                               | 0                              | 0                              | 0.0                          | na                           | 1.0                    | 6.0                |
| Univ. of Alaska            | 0                               | 0                              | 0                              | na                           | na                           | 3.0                    | 4.0                |
| Univ. of Arizona           | 0                               | 0                              | 0                              | 0.0                          | 0.0                          | 1.0                    | 4.0                |
| Univ. of Arkansas          | 0                               | 0                              | 100                            | 100.0                        | 100.0                        | 1.0                    | 13.0               |
| Univ. of California (Ext)  | 0                               | 0                              | 0                              | 0.0                          | 0.0                          | 4.0                    | 15.0               |
| Univ. of Colorado          | 0                               | 0                              | 0                              | 0.0                          | 0.0                          | 1.0                    | 3.0                |
| Univ. of Florida           | 0                               | 0                              | 100                            | 0.0                          | 0.0                          | 2.8                    | 16.5               |
| Univ. of Georgia           | 0                               | 0                              | 0                              | 0.0                          | 0.0                          | 4.0                    | 12.0               |
| Univ. of Idaho             | 0                               | 0                              | 0                              | 0.0                          | 0.0                          | 1.0                    | 2.0                |
| Univ. of Illinois          | 3                               | 3                              | 3                              | na                           | 0.0                          | 2.8                    | 7.0                |
| Univ. of Iowa              | 0                               | 0                              | 0                              | na                           | 0.0                          | 2.8                    | 5.0                |
| Univ. of Kansas            | 0                               | 0                              | 0                              | 0.0                          | na                           | 4.5                    | 4.5                |
| Univ. of Kentucky          | 0                               | 0                              | 0                              | 0.0                          | 0.0                          | 3.0                    | 4.0                |
| Univ. of Maryland          | 0                               | 0                              | 0                              | na                           | na                           | 4.5                    | 3.0                |
| Univ. of Michigan          | 60                              | 0                              | 0                              | na                           | 0.0                          | 1.0                    | 1.0                |
| Univ. of Minnesota         | 0                               | 0                              | 0                              | 0.0                          | 0.0                          | 4.0                    | 11.0               |
| Univ. of Mississippi       | 0                               | 0                              | 0                              | na                           | 0.0                          | 1.0                    | 1.0                |
| Univ. of Missouri          | 0                               | v1                             | 0                              | 0.0                          | 0.0                          | 14.0                   | 20.0               |
| Univ. of Nebraska          | 0                               | 0                              | 0                              | 0.0                          | 0.0                          | 27.0                   | 14.0               |
| Univ. of Nevada (Reno)     | 0                               | 0                              | 0                              | 0.0                          | 0.0                          | 1.0                    | 1.3                |
| Univ. of New Mexico        | 0                               | 0                              | 0                              | na                           | na                           | 1.0                    | 1.0                |
| Univ. of North Carolina    | 0                               | 0                              | 0                              | na                           | 0.0                          | 2.5                    | 6.5                |
| Univ. of North Dakota      | 0                               | 0                              | 0                              | na                           | 0.0                          | 2.0                    | 2.5                |
| Univ. of Northern Colorado | 100                             | 100                            | 0                              | na                           | na                           | 0.1                    | 0.5                |

22

PART ONE

**Table IV - Independent Study Faculty and Staff**

| Institution              | % Faculty Teaching as Reg. Work | % Faculty Develop as Reg. Work | % Col. Fac. Pd w/Outside Funds | % HS Fac. Pd w/Outside Funds | % NC Fac. Pd w/Outside Funds | No. Professional Staff | No. Clerical Staff |
|--------------------------|---------------------------------|--------------------------------|--------------------------------|------------------------------|------------------------------|------------------------|--------------------|
| Univ. of Northern Iowa   | 0                               | 0                              | 0                              | na                           | na                           | 0.3                    | 2.3                |
| Univ. of Oklahoma        | 3                               | 3                              | 0                              | 0.0                          | 0.0                          | 3.0                    | 7.5                |
| Univ. of Pittsburgh      | 0                               | 0                              | 1                              | na                           | na                           | 5.5                    | 10.0               |
| Univ. of South Carolina  | 0                               | 0                              | 0                              | 0.0                          | 0.0                          | 2.5                    | 4.0                |
| Univ. of South Dakota    | 0                               | 0                              | 0                              | 0.0                          | 0.0                          | 1.0                    | 4.0                |
| Univ. of S. Mississippi  | 0                               | 0                              | 0                              | 0.0                          | 0.0                          | 1.5                    | 1.5                |
| Univ. of Tennessee       | 0                               | 0                              | 0                              | 0.0                          | 0.0                          | 2.0                    | 7.0                |
| Univ. of Texas (Austin)  | 0                               | 0                              | f2                             | 0.0                          | na                           | 6.0                    | 13.0               |
| Univ. of Utah            | 85                              | 10                             | 0                              | 0.0                          | 0.0                          | 1.0                    | 5.0                |
| Univ. of Washington      | 1 f1                            | 0                              | 0                              | 0.0                          | 0.0                          | 2.3                    | 4.3                |
| Univ. of Wisconsin (Ext) | f1                              | f1                             | 100                            | 100.0                        | 100.0                        | 7.8                    | 16.6               |
| Univ. of Wyoming         | 0                               | 0                              | 100                            | 100.0                        | 100.0                        | 1.0                    | 4.0                |
| Utah State Univ.         | 0                               | 0                              | 0                              | 0.0                          | na                           | 0.5                    | 2.5                |
| Washington State Univ.   | 0                               | 0                              | 0                              | 0.0                          | 0.0                          | 1.0                    | 2.5                |
| Western Illinois Univ.   | 20                              | 10                             | 0                              | na                           | na                           | 2.3                    | 3.0                |
| Western Michigan Univ.   | 0                               | 0                              | 0                              | na                           | na                           | 1.5                    | 2.0                |
| Western Washington Univ. | 0                               | 0                              | 0                              | na                           | na                           | 1.3                    | 1.0                |
| <b>TOTAL</b>             |                                 |                                |                                |                              |                              | <b>285.3</b>           | <b>495.7</b>       |
| <b>MINIMUM</b>           | 0                               | 0                              | 0                              | 0.0                          | 0.0                          | 0.0                    | 0.0                |
| <b>MAXIMUM</b>           | 100                             | 100                            | 100                            | 100.0                        | 100.0                        | 27.0                   | 36.0               |
| <b>AVERAGE</b>           | 10                              | 9                              | 6                              | 8.1                          | 7.3                          | 3.7                    | 6.4                |
| <b>MEDIAN</b>            | 0                               | 0                              | 0                              | 0.0                          | 0.0                          | 2.0                    | 4.0                |

na: not applicable

N: no information available

V: variation by academic rank

f(#): entry explanation

v(#): value variation - where a range of values is indicated, an absolute value in the table will normally represent the typical value within that range

**Table V - Special Fees**

| Institution               | Study Guide Charge | Transfer Charge | Non-Resid. Charge | Book Mail Charge | Tape Mail Charge | Lesson Mail | Exten. Charge |
|---------------------------|--------------------|-----------------|-------------------|------------------|------------------|-------------|---------------|
| Adams State College       | 0.00               | 0.00            | 0.00              | 0.00             | 0.00             | 0.00        | 0.00          |
| Arizona State Univ.       | 0.00               | 10.00           | 0.00              | 2.00             | 2.00             | 0.00        | 10.00         |
| Auburn Univ.              | 0.00               | 10.00           | 0.00              | 3.00             | 0.00             | 0.00        | 25.00         |
| Ball State University     | 5.00               | 0.00            | 0.00              | 2.00             | na               | 0.00        | 5.00          |
| Brigham Young Univ.       | 0.00               | 20.00           | 0.00              | 0.00             | 0.00             | 0.00        | 15.00         |
| Calif. St. Univ. (Sac)    | 25.00              | 0.00            | 0.00              | 0.00             | 0.00             | 30.00       | 0.00          |
| Central Michigan Univ.    | v2                 | 10.00           | na                | 5.00             | 0.00             | 0.00        | 10.00         |
| Colorado State Univ.      | 15.00              | 0.00            | 0.00              | 5.00             | 0.00             | 0.00        | 20.00         |
| Eastern Kentucky Univ.    | 0.00               | 0.00            | 0.00              | 2.50             | 2.50             | 0.00        | na            |
| Eastern Michigan Univ.    | f1                 | na              | f1                | f1               | f1               | f1          | 10.00         |
| Embry-Riddle Aeron. Univ. | 0.00               | 0.00            | 0.00              | 0.00             | 0.00             | 0.00        | 0.00          |
| Governors State Univ.     | 0.00               | 0.00            | 0.00              | na               | na               | 0.00        | 0.00          |
| Graduate School, USDA     | 3.00 v2            | 0.00            | 0.00              | f1               | 0.00             | f2          | 5.00          |
| Home Study International  | 6.50 v1            | 10.00           | na                | v2               | v2               | v2          | 30.00         |
| Indiana State Univ.       | 0.00               | 5.00            | 0.00              | 4.00             | 0.00             | 0.00        | 10.00         |
| Indiana Univ.             | 7.00 v1            | 10.00 f1        | 0.00              | 3.00             | 0.00             | 0.00        | 10.00 f2      |
| Kansas State Univ.        | 25.00              | 0.00            | 0.00              | 0.00             | 5.00             | 0.00        | 0.00          |
| Louisiana State Univ.     | 0.00               | 10.00           | 0.00              | 0.00             | 0.00             | 0.00        | 15.00         |
| Mary Baldwin College      | na                 | na              | na                | na               | na               | na          | na            |
| Mem. U. of Newfoundland   | 15.00              | 25.00           | 0.00              | 0.00             | 0.00             | 0.00        | 0.00          |
| Mississippi State Univ.   | 0.00               | 5.00            | 0.00              | 0.00             | 0.00             | 0.00        | 10.00         |
| Murray State Univ.        | f1                 | 3.00 f2         | 0.00              | f1               | f1               | 0.00        | 0.00          |
| North Dakota Div. of IS   | 13.00              | 0.00            | 20.00             | 0.00             | 0.00             | 0.00        | 15.00         |
| Ohio University           | 0.00               | 15.00           | 0.00              | 0.00             | 0.00             | 0.00 f1     | 10.00         |
| Oklahoma State Univ.      | 10.00              | 15.00           | 0.00              | 0.00             | 0.00             | 0.00        | 10.00 f1      |
| Oregon St. System (PSU)   | 0.00               | 10.00           | 0.00              | 0.00             | 0.00             | 0.00        | 10.00         |
| Pennsylvania State Univ.  | 8.00               | 20.00           | 0.00              | 10.00            | f2               | 0.00        | 15.00 v2      |
| Purdue Univ.              | 0.00               | 0.00            | 0.00              | 0.00             | 0.00             | 0.00        | 5.00          |
| Roosevelt Univ.           | 0.00               | 0.00            | 0.00              | 0.00             | 0.00             | 0.00        | 0.00          |
| Saint Joseph's College    | 15.00              | 0.00            | 0.00              | 5.00             | 5.00             | 0.00        | 50.00         |

**Table V - Special Fees**

| Institution                | Study Guide Charge | Transfer Charge | Non-Resid. Charge | Book Mail Charge | Tape Mail Charge | Lesson Mail | Exten. Charge |
|----------------------------|--------------------|-----------------|-------------------|------------------|------------------|-------------|---------------|
| Savannah State College     | 0.00               | 0.00            | 0.00              | 0.00             | na               | f2          | 6.00          |
| Southeastern College       | 0.00 f3            | 0.00            | 0.00              | 0.00             | 0.00             | 0.00        | 20.00         |
| Southern Illinois Univ.    | 15.00              | 0.00            | 0.00              | 2.00             | 0.00             | 0.00        | 5.00          |
| Southwest State Univ.      | 0.00               | na              | 0.00              | 0.00             | 0.00             | 0.00        | na            |
| Texas Tech Univ.           | 10.75              | 20.00           | 0.00              | 0.00             | 0.00             | 0.00        | 12.00 v1      |
| T.A. Edison State College  | 5.00               | 25.00           | 15.00 v1          | 5.00 v2          | 10.00 f1         | 0.00        | 25.00         |
| Univ. of Alabama           | 12.50              | 35.00           | 0.00              | f1               | f1               | 0.00        | 40.00         |
| Univ. of Alaska            | 3.50               | 15.00           | 0.00              | f1               | f1               | f1          | 10.00         |
| Univ. of Arizona           | 0.00               | 25.00           | 0.00              | 3.00             | 0.00             | 0.00 f2     | 25.00         |
| Univ. of Arkansas          | 5.00               | f3              | f4                | f5               | f5               | f5          | 10.00 v1      |
| Univ. of California (Ext)  | 0.00               | 25.00           | 0.00              | 0.00 f3          | 0.00 f3          | 0.00 f3     | 40.00         |
| Univ. of Colorado          | 0.00               | 0.00            | 0.00              | 0.00             | 0.00             | 0.00        | 20.00 f1      |
| Univ. of Florida           | 5.00               | 0.00            | 0.00              | 3.50             | 0.00             | 0.00        | 10.00 f2      |
| Univ. of Georgia           | 0.00               | 20.00 f1        | v1                | 0.00             | 0.00             | 0.00        | 40.00         |
| Univ. of Idaho             | 10.00              | 15.00           | 0.00              | 2.50             | 0.00             | 0.00        | 10.00 f1      |
| Univ. of Illinois          | 10.00              | 10.00           | 0.00              | f1               | f1               | 0.00        | 20.00         |
| Univ. of Iowa              | 0.00               | 20.00           | 0.00              | 0.00 f1          | 0.00             | 0.00        | 20.00         |
| Univ. of Kansas            | 0.00               | 25.00           | 0.00              | na               | 0.00             | 17.50 f1    | 20.00         |
| Univ. of Kentucky          | 0.00 f1            | 4.00            | 0.00              | 0.00             | 0.00             | 0.00        | 25.00 f2      |
| Univ. of Maryland          | 12.00              | 6.00            | 0.00              | v1               | 0.00             | 0.00        | 0.00          |
| Univ. of Michigan          | 0.00 f1            | 10.00           | 0.00              | 0.00             | 0.00             | 0.00        | 15.00         |
| Univ. of Minnesota         | 10.00              | 10.00           | 0.00              | 4.00             | 4.00             | 0.00        | 25.00         |
| Univ. of Mississippi       | 0.00               | 5.00 f2         | 0.00              | f3               | 0.00             | 5.00 f4     | 15.00         |
| Univ. of Missouri          | 0.00               | 13.00           | 0.00              | 0.00             | 0.00             | 0.00        | 13.00 f1      |
| Univ. of Nebraska          | 12.00              | 20.00           | 0.00              | 11.50            | 0.00             | 0.00        | 50.00 f1      |
| Univ. of Nevada (Reno)     | 4.00 v1            | 15.00           | 0.00              | 2.50             | 0.00             | 0.00        | 10.00         |
| Univ. of New Mexico        | 0.00               | 10.00           | 0.00              | 0.00             | 0.00             | 0.00        | 5.00          |
| Univ. of North Carolina    | 0.00               | 26.00           | 0.00              | 1.50             | 1.50             | 0.00        | 16.00         |
| Univ. of North Dakota      | 0.00               | 10.00           | 0.00              | 0.00             | 0.00             | 0.00        | 10.00         |
| Univ. of Northern Colorado | 0.00               | 0.00            | 0.00              | 0.00             | 0.00             | 0.00        | 10.00 f2      |

Table V - Special Fees

| Institution              | Study Guide Charge | Transfer Charge | Non-Resid. Charge | Book Mail Charge | Tape Mail Charge | Lesson Mail | Exten. Charge |
|--------------------------|--------------------|-----------------|-------------------|------------------|------------------|-------------|---------------|
| Univ. of Northern Iowa   | 0.00               | 13.00           | 0.00              | 0.00             | 0.00             | 0.00        | 10.00         |
| Univ. of Oklahoma        | 0.00               | 24.00           | 0.00              | 0.00             | 0.00             | 0.00        | 20.00         |
| Univ. of Pittsburgh      | 18.00              | na              | f1                | 4.00             | 2.00             | na          | 0.00          |
| Univ. of South Carolina  | 0.00               | 10.00 f2        | 0.00              | f3               | 0.00             | 0.00        | 10.00 f4      |
| Univ. of South Dakota    | 10.00              | 5.00            | 0.00              | f1               | f1               | f1          | 10.00         |
| Univ. of S. Mississippi  | 0.00               | 5.00            | 0.00              | 5.00             | 5.00             | 5.00        | 15.00         |
| Univ. of Tennessee       | 5.00               | 53.00 f2        | 0.00              | 3.00             | 3.00             | 3.00        | 20.00 f3      |
| Univ. of Texas (Austin)  | 10.00              | 20.00           | 0.00              | 0.00             | 0.00             | 15.00       | 15.00         |
| Univ. of Utah            | 5.00               | 10.00           | 0.00              | 2.40             | 0.00             | 0.00        | 20.00 f1      |
| Univ. of Washington      | 10.00              | 30.00           | 0.00              | 0.00             | 0.00             | 0.00 f2     | 50.00         |
| Univ. of Wisconsin (Ext) | 0.00               | 10.00           | 0.00              | 5.00             | 0.00             | 0.00        | 10.00         |
| Univ. of Wyoming         | 0.00               | 5.00 f1         | 0.00              | 0.00 f2          | 0.00             | 0.00        | 5.00          |
| Utah State Univ.         | 0.00               | 5.00            | 0.00              | 4.00             | 0.00             | 0.00        | 20.00         |
| Washington State Univ.   | 0.00               | 4.00 f1         | 0.00              | 1.50             | 0.00             | 0.00        | 20.00         |
| Western Illinois Univ.   | 0.00               | 0.00            | 0.00              | 0.00             | 0.00             | 0.00        | 0.00          |
| Western Michigan Univ.   | 0.00               | 20.00           | 0.00              | 3.00             | 3.00             | 0.00        | 20.00         |
| Western Washington Univ. | 5.00               | 10.00           | 0.00              | 0.00 f1          | 0.00             | 0.00        | 10.00         |
| <b>TOTAL</b>             |                    |                 |                   |                  |                  |             |               |
| MINIMUM                  | 0.00               | 0.00            | 0.00              | 0.00             | 0.00             | 0.00        | 0.00          |
| MAXIMUM                  | 25.00              | 53.00           | 20.00             | 11.50            | 10.00            | 30.00       | 50.00         |
| AVERAGE                  | 4.46               | 10.64           | 0.50              | 1.69             | 0.67             | 1.11        | 14.49         |
| MEDIAN                   | 0.00               | 10.00           | 0.00              | 0.00             | 0.00             | 0.00        | 10.00         |

na: not applicable

N: no information available

V: variation by academic rank

f(#): entry explanation

v(#): value variation - where a range of values is indicated, an absolute value in the table will normally represent the typical value within that range



**PART TWO**  
**College Programs**

## COLLEGE PROGRAMS 1988-89

---

### Program Characteristics

Table II presents comparative information about the characteristics of programs and their students. Only 58 institutions report having data on the percentage of their college enrollments that are by students currently studying on the university campus; since about two-thirds of these reports are rounded to 5 or 10 percent it appears that many reports are estimates. Only 15 institutions indicate that the majority of their enrollments are by on campus students. The dominant pattern in independent study is to attract students who are not otherwise enrolled at the institution whose campus courses they are taking.

Two years ago twenty institutions reported offering extended degree programs, although some of these place severe restrictions on the number of credit hours through independent study that will be accepted toward a degree. Although only two NUCEA institutions reported two years ago that students can meet all degree requirements through independent study, eleven additional institutions indicated that practice this year.

For only the second time this year's survey collected information on the initial enrollment period (12 months median average), length of first extension (6 months median average) and second extension (4.7 months mean average of the 30 practicing institutions).

### Course Preparation and Revision

Comparative information on courses offered, revised or developed, as well as editor/course designer staff available is shown in Table IIIA for college programs, in Table IIIB for high school, and Table IIIC for noncredit.

As is true for course enrollments, the number of courses offered within each total program varies immensely. Brigham Young University reports the largest number of courses, 491, and three other institutions report offering more than 400. The institutions with the largest number of courses tend to have one or more editors or course designers assigned, although a few report extensive curriculum work without any persons assigned expressly for this purpose. In many cases this pattern complements a subsequent comment on staffing: individuals who prepare courses or who work on courses prepared by faculty members may be formally assigned broad duties elsewhere in continuing education or in the university. Surprisingly, the number of editors or course designers reported to be assigned does not always appear to be closely related to the production of new courses or revisions.

### Independent Study Faculty

Overall staffing patterns and the manner of participation by university faculty in independent study instruction are presented in Table IV. The information in this table should be taken in the context of the enrollments and courses reported earlier.

Seventy-five institutions reported 1988-89 enrollment information for college level correspondence courses. The total enrollment of 185,992 in these courses was 56 percent of all correspondence course enrollments during the survey year.

Enrollments ranged from a low of 5 students to a high of 11,784, with an average of 2,480 and a median of 1,685 (see Table VI). Figure 3a shows those 26 institutions that had gained at least 10 percent more enrollments than they had last year. Figure 3b shows the ranking by increase in numbers.

The number of college courses offered by the reporting programs ranged from 1 to 396, with an average of 107 (see Table IIIa). An average of 5 new courses was developed during 1988-89.

### Fees

Fifty-five of the 75 reporting institutions assess fees on the basis of semester hours and 10 use a quarter hour basis. Eleven programs use some other method (Tables VI, VIa, VIb, and VIc).

During 1988-89 students in courses offered on a semester basis paid an average of \$56.93 per credit. An increase of 7 percent is anticipated for 1989-90 (\$60.77). Institutions offering courses on a quarter basis charged students an average fee of \$39.60 per credit, and project an increase of 30 percent for 1989-90 (\$51.44).

Most programs charge students some type of additional fees, very often for extra services such as enrollment extension or transfer to another course. An average of \$14.49 is assessed for extensions by the 66 programs reporting such a charge. a transfer fee is charged by 55 programs reporting such a charge. a transfer fee is charged by 55 programs, averaging \$10.64. the least common additional fee is that charged for non-resident students. Only two programs differentiate among students in this way, reporting an additional fee of \$15.00 to \$20.00.

### Lesson Grading

The most common method of paying instructors for grading appears to be a per lesson system, with 36 institutions compensating instructors in this way at an average \$3.17 per lesson at semester schools and \$3.50 at quarter calendar institutions (one school pays \$22.00 per lesson but appears to define "lesson" and "fees" on a larger unit of work). Thirteen programs pay instructors for grading on a per enrollment basis, the average being \$49.03 at semester schools. Semester hours are used by 15 institutions as the basis for payment at an average of \$24.11 per semester hour. Two programs base payments on quarter hours at an average rate of \$18.25 per hour of credit.

Computer grading is utilized by 12 institutions in varying degrees ranging from 1 percent to 100 percent of total grading activity. Average use of computerized grading among these 12 programs is 25.16 percent, about the same as last year.

Table VI - College Programs

| Institution                | College 1988-89 Enrollment | On Campus Fees 88-89 | College Fees 88-89 | College Fee Basis | College Fees 89-90 | % Col. Comput. Grading | College Grading Pay 88-89 | College Grading Pay Basis | College Grading Pay 89-90 | College Develop. Pay 88-89 | College Develop. Pay Basis | College Develop. Pay 89-90 |
|----------------------------|----------------------------|----------------------|--------------------|-------------------|--------------------|------------------------|---------------------------|---------------------------|---------------------------|----------------------------|----------------------------|----------------------------|
| Purdue Univ.               | 5                          | 71.00                | 71.00              | other f3          | 73.00              | 0.0                    | f4                        | enroll                    | f4                        | v1                         | crs                        | v1                         |
| Savannah State College     | 24                         | 80.00                | 80.00              | qtr hr            | 165.00 f3          | 0.0                    | 22.00 v1                  | lesson                    | 45.00                     | 100.00                     | crs                        | 100.00 f4                  |
| Adams State College        | 62                         | 135.00               | 128.00             | other f1          | 144.00             | 0.0                    | 60.00                     | other f2                  | 70.00                     | na                         | na                         | na                         |
| Murray State Univ.         | 115                        | 47.00                | 47.00              | sem hr            | 48.00              | 0.0                    | 1.25                      | lesson                    | 1.25                      | 107.00                     | crs hr                     | 107.00                     |
| Kansas State Univ.         | 125 f1                     | f2                   | 42.00 v6           | sem hr            | 47.00 v7           | 0.0                    | f3                        | sem hr                    | f3                        | 250.00 V v8                | crs hr                     | 750.00 v9                  |
| Southwest State Univ.      | 132                        | 32.00                | 32.00              | other f1          | 34.10              | na                     | na                        | na                        | na                        | na                         | na                         | na                         |
| Auburn Univ.               | 225                        | 33.00 f1             | 24.00              | qtr hr            | 27.00              | 0.0                    | 2.00                      | lesson                    | 2.00                      | 500.00                     | crs                        | 500.00                     |
| Univ. of Northern Colorado | 368                        | 87.00                | 48.00              | sem hr            | 48.00              | 0.0                    | f3                        | sem hr                    | f3                        | 200.00                     | crs hr                     | 200.00                     |
| Southern Illinois Univ.    | 375                        | 65.00                | 51.00              | sem hr            | 51.00              | 10.0                   | 40.00 v1                  | enroll                    | 40.00 v1                  | 2500.00                    | crs                        | 2700.00                    |
| Embry-Riddle Aeron. Univ.  | 433 f1                     | 220.00               | 125.00             | sem hr            | 130.00             | 0.0                    | 18.00 v1                  | enroll                    | 20.00 v2                  | 2000.00                    | crs                        | 2000.00                    |
| Eastern Michigan Univ.     | 600                        | 165.00               | 175.00             | other f2          | 175.00             | 0.0                    | 75.00                     | enroll                    | 75.00                     | na                         | crs f3                     | na                         |
| Home Study International   | 657                        | na                   | 69.50              | sem hr            | 75.00              | 0.0                    | v3                        | lesson                    | v4                        | 1000.00                    | crs f1                     | 1500.00                    |
| Univ. of New Mexico        | 685                        | 53.00                | 45.00              | sem hr            | 50.00              | 0.0                    | 2.00 v1                   | lesson                    | 2.00 v1                   | 500.00                     | crs                        | 500.00                     |
| Univ. of S. Mississippi    | 694                        | 46.00                | 43.00              | sem hr            | 46.00              | 0.0                    | 1.25                      | lesson                    | 1.25                      | 700.00 v1                  | crs                        | 700.00 v1                  |
| Univ. of Michigan          | 701                        | v3                   | 124.00 v1          | sem hr            | 136.00 v2          | 0.0                    | 5.35 v4                   | lesson                    | 5.35 v4                   | 400.00 V                   | crs hr                     | 400.00                     |
| Ball State University      | 707                        | 300.00 f2            | 222.00             | other f1          | 237.00 f1          | 0.0                    | 20.00                     | other f3                  | 40.00 f4                  | 600.00                     | crs                        | 600.00                     |
| Saint Joseph's College     | 724                        | 130.00               | 130.00             | sem hr            | 150.00             | 0.0                    | 19.00 v1                  | enroll                    | 25.00 v2                  | 1000.00 V                  | crs                        | 1200.00                    |
| Indiana State Univ.        | 758                        | 66.50                | 66.50              | sem hr            | 71.00              | 0.0                    | 20.00                     | sem hr                    | 20.00                     | 200.00                     | other f4                   | 350.00                     |
| Governors State Univ.      | 833                        | 66.50                | 66.50              | sem hr            | 66.50              | 0.0                    | 1200.00 v2                | other f1                  | 1200.00 v2                | 400.00 V                   | crs                        | 400.00                     |
| Eastern Kentucky Univ.     | 1040                       | 48.00                | 48.00              | sem hr            | 50.00              | 5.0                    | 60.00 v1                  | enroll                    | 60.00 v1                  | 800.00                     | crs                        | 800.00 v2                  |
| Oregon St. System (PSU)    | 1045                       | 47.00                | 31.00              | qtr hr            | 34.00              | 0.0                    | 2.75 v1                   | lesson                    | 2.75                      | 600.00                     | crs                        | 600.00                     |
| T.A. Edison State College  | 1066                       | na                   | 35.00 v3           | sem hr            | 35.00 v4           | 28.0                   | 75.00                     | enroll                    | 75.00                     | na                         | na                         | na                         |
| Roosevelt Univ.            | 1087                       | 196.00               | 196.00             | sem hr            | 208.00             | 0.0                    | 27.00                     | sem hr                    | 30.00                     | v2                         | crs hr                     | v2                         |
| Arizona State Univ.        | 1127                       | 71.00                | 33.00              | sem hr            | 45.00              | 0.0                    | 3.50                      | lesson                    | 3.50                      | 200.00 f1                  | crs hr                     | 200.00                     |
| Western Washington Univ.   | 1133                       | 44.00                | 39.00              | qtr hr            | 45.00              | 0.0                    | 17.00                     | qtr hr                    | 18.00                     | 100.00                     | crs hr                     | 125.00                     |
| Univ. of South Dakota      | 1136                       | 37.30                | 50.00              | sem hr            | 52.50              | 0.0                    | 1.75 v1                   | lesson                    | 1.75 v1                   | 450.00                     | crs                        | 450.00                     |
| Colorado State Univ.       | 1154                       | 48.00                | 48.00              | sem hr            | 48.00              | 50.0                   | v1                        | enroll                    | v1                        | na                         | na                         | na                         |
| Univ. of Mississippi       | 1182                       | 63.00                | 45.00              | sem hr            | 45.00              | 0.0                    | 3.00 v1                   | lesson                    | 3.00 v1                   | 300.00 v2                  | crs                        | 300.00 v2                  |
| Univ. of Idaho             | 1284                       | 45.25                | 45.25              | sem hr            | 45.25              | 0.0                    | 3.00 v1                   | lesson                    | 3.00 v1                   | 200.00                     | crs hr                     | 200.00                     |
| Univ. of Northern Iowa     | 1284                       | 65.00 f1             | 47.00              | sem hr            | 51.00              | 0.0                    | 25.00                     | sem hr                    | 27.50                     | 300.00                     | crs hr                     | 350.00                     |

Table VI - College Programs

| Institution               | College<br>1988-89<br>Enrollment | On Campus<br>Fees<br>88-89 | College<br>Fees<br>88-89 | College<br>Fee<br>Basis | College<br>Fees<br>89-90 | % Col.<br>Comput.<br>Grading | College<br>Grading<br>Pay<br>88-89 | College<br>Grading<br>Pay<br>Basis | College<br>Grading<br>Pay<br>89-90 | College<br>Develop.<br>Pay<br>88-89 | College<br>Develop.<br>Pay<br>Basis | College<br>Develop.<br>Pay<br>89-90 |
|---------------------------|----------------------------------|----------------------------|--------------------------|-------------------------|--------------------------|------------------------------|------------------------------------|------------------------------------|------------------------------------|-------------------------------------|-------------------------------------|-------------------------------------|
| Southeastern College      | 1296                             | 75.00                      | 50.00                    | sem hr f4               | 50.00                    | 0.0                          | 10.00                              | other f5                           | 10.00                              | v1                                  | other v1                            | v2                                  |
| Univ. of North Dakota     | 1346                             | 58.84                      | 40.00                    | sem hr                  | 46.00                    | 0.0                          | 3.00 v1                            | lesson                             | 4.00 v2                            | 250.00                              | crs hr                              | 300.00                              |
| Washington State Univ.    | 1361                             | 90.00                      | 50.00                    | sem hr                  | 50.00                    | 0.0                          | 12.00 v1                           | sem hr                             | 12.00 v1                           | 300.00                              | crs hr                              | 300.00                              |
| Univ. of Alabama          | 1447                             | 62.00                      | 40.00                    | sem hr                  | 45.00                    | 0.0                          | 5.00                               | lesson                             | 5.00                               | 500.00                              | crs                                 | 750.00                              |
| Mem. U. of Newfoundland   | 1451                             | 147.00                     | 147.00                   | other f2                | 154.00                   | 0.0                          | 73.50 v1                           | enroll                             | 77.00 v1                           | 2617.00                             | crs                                 | 3271.00                             |
| Univ. of Nevada (Reno)    | 1568                             | 40.00                      | 40.00                    | sem hr                  | 42.00                    | 0.0                          | 3.50 v2                            | lesson                             | 3.50 v2                            | 200.00                              | v3                                  | crs hr 200.00 v3                    |
| Univ. of Arizona          | 1675                             | 68.00                      | 58.00                    | sem hr                  | 65.00                    | 0.0                          | 3.00                               | lesson                             | 3.00                               | 400.00                              | v1                                  | crs 400.00 v1                       |
| Univ. of South Carolina   | 1685                             | 112.00                     | 35.00                    | sem hr                  | 45.00                    | 0.0                          | 62.50                              | enroll                             | 62.50                              | 180.00                              | crs hr                              | 180.00                              |
| Central Michigan Univ.    | 1788 f1                          | 54.50                      | 81.00                    | sem hr                  | 81.00                    | 15.0                         | 30.00                              | sem hr                             | 30.00 v4                           | 500.00                              | v5                                  | crs 500.00 v5                       |
| Univ. of Alaska           | 1875                             | 38.00                      | 38.00                    | sem hr                  | 42.00                    | 0.0                          | 5.00                               | lesson                             | 5.00                               | 1500.00                             | crs                                 | 1500.00                             |
| Graduate School, USDA     | 1893                             | 33.00                      | 33.00 f3                 | qtr hr                  | 39.00 f3                 | 0.0                          | f4                                 | enroll                             | f4                                 | na                                  | na                                  | na                                  |
| Univ. of Tennessee        | 1958                             | 69.00                      | 54.00                    | sem hr                  | 58.00                    | 0.0                          | 66.00 v1                           | enroll                             | 66.00                              | 400.00                              | v2                                  | crs 400.00 v2                       |
| Univ. of Wyoming          | 1958                             | 37.00                      | 45.00                    | sem hr                  | 51.00                    | 0.0                          | 4.00 v1                            | lesson                             | 4.00 v1                            | 416.00 V                            | v2                                  | crs hr 416.00                       |
| Univ. of North Carolina   | 2301                             | na                         | 50.00                    | sem hr                  | 50.00                    | 0.0                          | 27.00                              | sem hr                             | 27.00                              | 400.00                              | crs hr                              | 400.00                              |
| Western Michigan Univ.    | 2305                             | 65.00                      | 74.00                    | sem hr                  | 81.25                    | 0.0                          | 35.00                              | sem hr                             | 35.00                              | 400.00                              | crs hr                              | 400.00                              |
| Mississippi State Univ.   | 2362                             | 229.00                     | 129.00                   | other f2                | 138.00                   | 0.0                          | 40.00                              | other f3                           | 42.00                              | 450.00                              | crs                                 | 450.00                              |
| Western Illinois Univ.    | 2414                             | f2                         | 65.50 f1                 | sem hr                  | 65.50 f1                 | 0.0                          | 17.00                              | sem hr                             | 17.00                              | 600.00                              | crs                                 | 600.00                              |
| Univ. of Arkansas         | 2457                             | 62.50                      | 35.00 v2                 | sem hr                  | 35.00 v2                 | f6                           | 3.00                               | lesson                             | 3.00                               | 300.00                              | crs hr                              | 300.00                              |
| Univ. of Illinois         | 2572                             | 68.00                      | 54.00                    | sem hr                  | 54.00                    | 0.0                          | 4.25 v1                            | lesson                             | 4.75 v2                            | 1500.00 V                           | v3                                  | crs 1500.00 v3                      |
| Univ. of Washington       | 2637                             | 61.00                      | 45.00                    | qtr hr                  | f3                       | 0.0                          | 19.50                              | sem hr                             | 21.00                              | 1500.00                             | crs                                 | 1500.00                             |
| Univ. of California (Ext) | 2660                             | na                         | 190.00 v1                | other f4                | 210.00 v2                | 0.0                          | 4.00 v3                            | lesson                             | 4.00 v4                            | v5                                  | other f5                            | v5                                  |
| Univ. of Kansas           | 2691                             | 55.00 v1                   | 43.00                    | sem hr                  | 52.00                    | 3.0                          | 18.00 v2                           | sem hr                             | 20.00 v3                           | 600.00                              | crs hr                              | 650.00                              |
| Univ. of Nebraska         | 2940                             | 49.00                      | 54.50                    | sem hr                  | 57.50                    | 0.0                          | v1                                 | lesson                             | v1                                 | 1200.00                             | v2                                  | crs 1200.00 v2                      |
| Univ. of Colorado         | 3183                             | 101.00                     | 48.00                    | sem hr                  | 48.00                    | 0.0                          | 21.00                              | sem hr                             | 21.00                              | 900.00                              | v1                                  | crs 900.00 v1                       |
| Mary Baldwin College      | 3350                             | 80.00                      | 80.00                    | sem hr                  | 85.00                    | 0.0                          | na                                 | na                                 | na                                 | na                                  | na                                  | na                                  |
| Univ. of Pittsburgh       | 3350                             | 112.00                     | 112.00                   | other f2                | 125.00                   | 0.0                          | 1250.00 v1                         | other f3                           | 1250.00 v1                         | 1500.00                             | v2                                  | crs 1500.00 v2                      |
| Utah State Univ.          | 3355                             | 92.00 f1                   | 35.00                    | qtr hr                  | 35.00                    | 0.0                          | 3.00                               | lesson                             | 3.00                               | 160.00                              | crs hr                              | 160.00                              |
| Univ. of Kentucky         | 3359                             | 57.00                      | 57.00                    | sem hr                  | 59.00                    | 0.0                          | 1.50                               | lesson                             | 1.50                               | 350.00 V                            | crs hr                              | 350.00                              |
| Oklahoma State Univ.      | 3368                             | 34.50 v1                   | 35.00                    | sem hr                  | 40.00                    | 3.0                          | 3.50                               | lesson                             | 3.50 v2                            | 350.00                              | crs hr                              | 400.00                              |
| Texas Tech Univ.          | 3826                             | 18.00                      | 38.00                    | sem hr                  | 39.00                    | 0.0                          | 51.75 v2                           | enroll                             | 51.75 v2                           | 600.00                              | crs                                 | 600.00                              |

Table VI - College Programs

| Institution              | College<br>1988-89<br>Enrollment | On Campus<br>Fees<br>88-89 | College<br>Fees<br>88-89 | College<br>Fee<br>Basis | College<br>Fees<br>89-90 | % Col.<br>Comput.<br>Grading | College<br>Grading<br>Pay<br>88-89 | College<br>Grading<br>Pay<br>Basis | College<br>Grading<br>Pay<br>89-90 | College<br>Develop.<br>Pay<br>88-89 | College<br>Develop.<br>Pay<br>Basis | College<br>Develop.<br>Pay<br>89-90 |            |
|--------------------------|----------------------------------|----------------------------|--------------------------|-------------------------|--------------------------|------------------------------|------------------------------------|------------------------------------|------------------------------------|-------------------------------------|-------------------------------------|-------------------------------------|------------|
| Univ. of Utah            | 4096                             | 250.00                     | 30.00                    | qtr hr                  | 35.00                    | 0.0                          | 3.00 v1                            | lesson                             | 3.00 v1                            | 200.00                              | crs hr                              | 250.00                              |            |
| Univ. of Florida         | 4209                             | 40.96                      | 29.15                    | sem hr                  | 31.45                    | 0.0                          | 2.50 v1                            | lesson                             | 2.50 v1                            | 400.00                              | crs hr                              | 400.00                              |            |
| Univ. of Georgia         | 4214                             | 42.00 v1                   | 42.00 v1                 | qtr hr                  | 44.00 v2                 | 0.0                          | 6.00 v3                            | lesson                             | 6.00 v3                            | 100.00                              | crs hr                              | 140.00                              |            |
| Univ. of Oklahoma        | 4366                             | 41.30                      | 40.00                    | sem hr                  | 40.00                    | 0.0                          | 2.25 v1                            | lesson                             | 3.34 v2                            | 350.00                              | crs hr                              | 350.00                              |            |
| Louisiana State Univ.    | 4561                             | 65.00                      | 40.00                    | sem hr                  | 40.00                    | 0.0                          | 3.80                               | lesson                             | 4.00                               | 660.00                              | crs v1                              | 660.00                              |            |
| Univ. of Missouri        | 5157                             | 58.20 v2                   | 58.20 v2                 | sem hr                  | 62.30 v3                 | 64.0                         | 2.80 f2                            | lesson                             | 2.80 f3                            | 480.00                              | f4                                  | crs hr                              | 500.00 f5  |
| Univ. of Texas (Austin)  | 5176                             | 184.80 f1                  | 40.00                    | sem hr                  | 40.00                    | 20.0                         | 3.75 v1                            | lesson                             | 3.75 v1                            | 1000.00                             | v2                                  | crs                                 | 1000.00 v2 |
| Univ. of Maryland        | 5561 f1                          | 110.00                     | 92.00                    | sem hr                  | 110.00                   | 0.0                          | v2                                 | v2                                 | v3                                 | 1400.00                             | v4                                  | crs                                 | 1400.00 v4 |
| Univ. of Iowa            | 5701                             | 77.00                      | 51.00                    | sem hr                  | 55.00                    | 0.0                          | 31.00                              | sem hr                             | 33.00                              | 840.00                              |                                     | crs hr                              | 840.00     |
| Univ. of Wisconsin (Ext) | 6717                             | 77.33                      | 44.00                    | sem hr                  | 44.00                    | 0.0                          | 3.25 v1                            | lesson                             | 3.25 v1                            | 1800.00                             | v2                                  | crs                                 | 1800.00 v2 |
| Ohio University          | 6867                             | 79.00                      | 37.00                    | qtr hr                  | 39.00                    | 0.0                          | 4.25 v1                            | lesson                             | 4.25 v1                            | 250.00                              |                                     | crs hr                              | 250.00     |
| Univ. of Minnesota       | 7239                             | 44.25                      | 44.25                    | other f1                | 47.75                    | 0.0                          | 4.80 v1                            | lesson                             | 5.00 v2                            | 1000.00                             | v3                                  | other f2                            | 1000.00 v4 |
| Pennsylvania State Univ. | 8776                             | 156.00                     | 60.00                    | sem hr                  | 66.00                    | 3.0                          | 24.00                              | sem hr                             | 30.00                              | 635.00                              |                                     | crs hr                              | 655.00     |
| Brigham Young Univ.      | 10376                            | 88.00                      | 54.00                    | sem hr                  | 56.00                    | 1.0                          | 26.40                              | sem hr f2                          | 26.40                              | 475.00                              | f3                                  | crs hr                              | 475.00     |
| Indiana Univ.            | 11784                            | 67.00                      | 53.00                    | sem hr                  | 58.00                    | 0.0                          | 3.95                               | lesson                             | 3.95                               | 1500.00                             |                                     | crs                                 | 1500.00    |
| Calif. St. Univ. (Sac)   |                                  | f1                         | 150.00                   | 150.00                  | other f3                 | 150.00                       | 100.0                              | na                                 | na                                 | na                                  | v1                                  | other v1                            | v1         |
| North Dakota Div. of IS  |                                  | na                         | na                       | na                      | na                       | na                           | na                                 | na                                 | na                                 | na                                  | na                                  | na                                  | na         |
| TOTAL                    | 185992.00                        |                            |                          |                         |                          |                              |                                    |                                    |                                    |                                     |                                     |                                     |            |
| MINIMUM                  | 5.00                             |                            |                          |                         |                          | 0.00                         |                                    |                                    |                                    |                                     |                                     |                                     |            |
| MAXIMUM                  | 11784.00                         |                            |                          |                         |                          | 100.00                       |                                    |                                    |                                    |                                     |                                     |                                     |            |
| AVERAGE                  | 2479.89                          |                            |                          |                         |                          | 4.08                         |                                    |                                    |                                    |                                     |                                     |                                     |            |
| MEDIAN                   | 1685.00                          |                            |                          |                         |                          | 0                            |                                    |                                    |                                    |                                     |                                     |                                     |            |

na: not applicable

N: no information available

V: variation by academic rank

f(#): entry explanation

v(#): value variation - where a range of values is indicated, an absolute value in the table will normally represent the typical value within that range

College Enrollments - 10% or greater increase for 1988-89

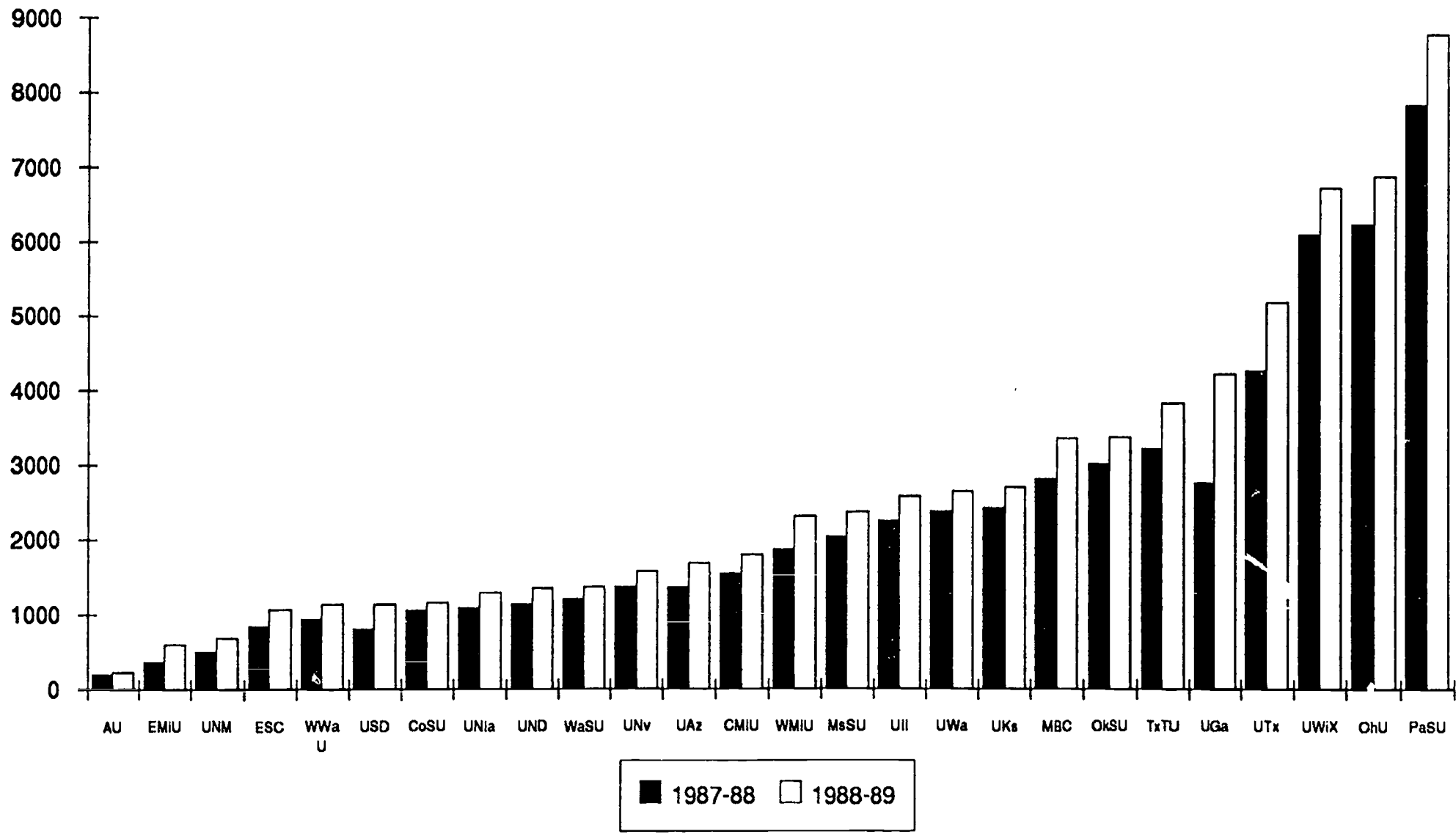


Figure 3a

College Enrollments - Ranked by Increase in numbers for 1988-89

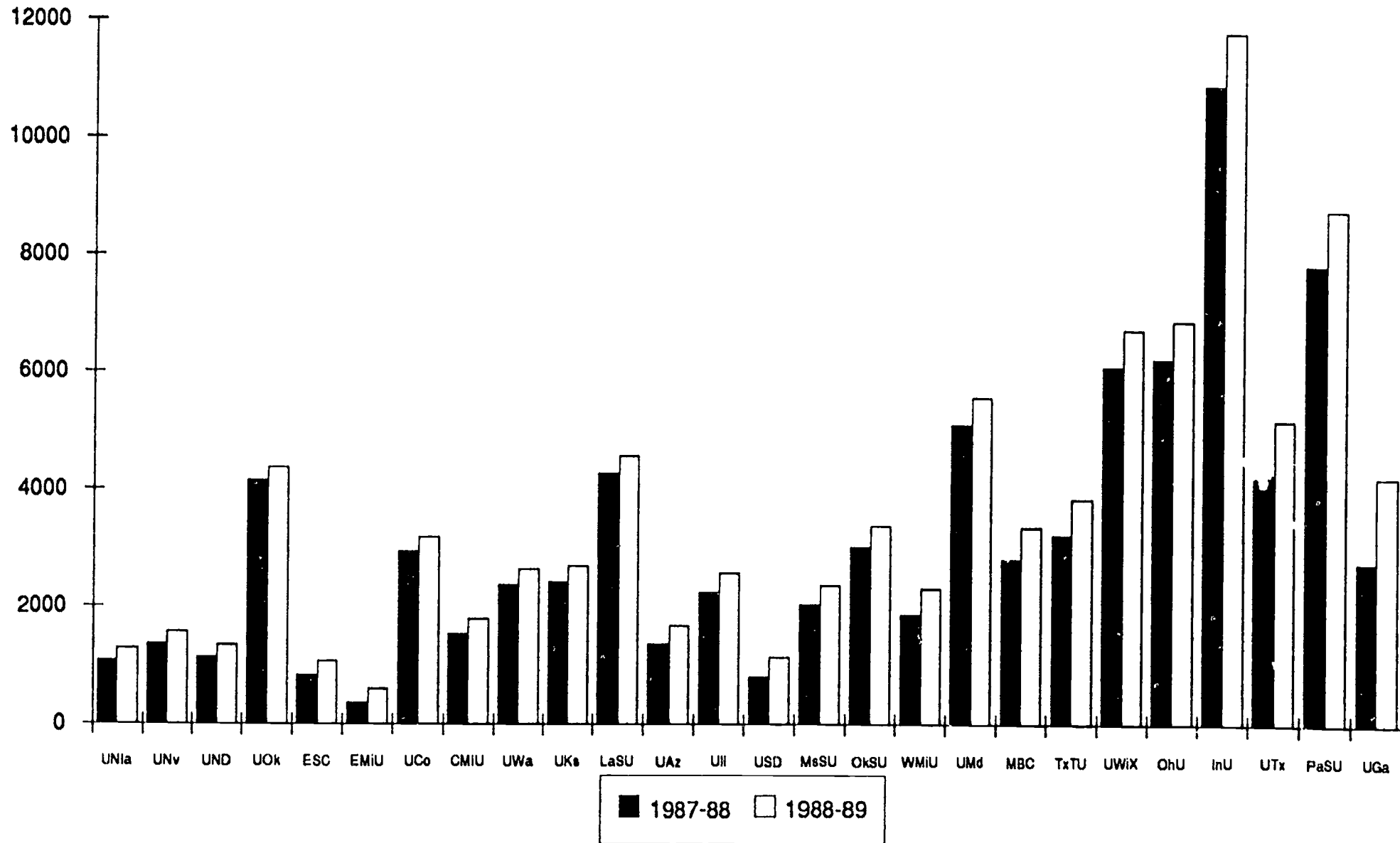


Figure 3b



### Course Development

The average compensation paid faculty for course development in 1988-89 was \$1,010.40 per course at semester schools and \$675.00 at quarter schools. This basis for payment was used by 35 programs, making it the most common system. Payments based on semester hours averaged \$403.77 per hour, while it was \$152.50 per quarter hour (but expected to increase almost 11 percent during 1989-90). Development stipends at semester schools were expected to be 5 percent greater during 1989-90.

Faculty development course materials as part of their regular work loads at 13 institutions, with five reporting 100 percent of their faculty working under such a system. Fifteen institutions have some faculty teaching an independent study course as part of their regular work load. At four of the institutions all faculty members teach one or more independent study courses as part of their regular course load.

Table VIa - College Programs with a Semester Hour Fee Basis

| Institution               | College<br>1988-89<br>Enrollment | On Campus<br>Fees<br>88-89 | College<br>Fees<br>88-89 | College<br>Fee<br>Basis | College<br>Fees<br>89-90 | % Col.<br>Comput.<br>Grading | College<br>Grading<br>Pay<br>88-89 | College<br>Grading<br>Pay<br>Basis | College<br>Grading<br>Pay<br>89-90 | College<br>Develop.<br>Pay<br>88-89 | College<br>Develop.<br>Pay<br>Basis | College<br>Develop.<br>Pay<br>89-90 |           |
|---------------------------|----------------------------------|----------------------------|--------------------------|-------------------------|--------------------------|------------------------------|------------------------------------|------------------------------------|------------------------------------|-------------------------------------|-------------------------------------|-------------------------------------|-----------|
| Arizona State Univ.       | 1127                             | 71.00                      | 33.00                    | sem hr                  | 45.00                    | 0.0                          | 3.50                               | lesson                             | 3.50                               | 200.00                              | f1                                  | crs hr                              | 200.00    |
| Brigham Young Univ.       | 10376                            | 88.00                      | 54.00                    | sem hr                  | 56.00                    | 1.0                          | 26.40                              | sem hr f2                          | 26.40                              | 475.00                              | f3                                  | crs hr                              | 475.00    |
| Central Michigan Univ.    | 1788 f1                          | 54.50                      | 81.00                    | sem hr                  | 81.00                    | 15.0                         | 30.00                              | sem hr                             | 30.00 v4                           | 500.00                              | v5                                  | crs                                 | 500.00 v5 |
| Colorado State Univ.      | 1154                             | 48.00                      | 48.00                    | sem hr                  | 48.00                    | 50.0                         | v1                                 | enroll                             | v1                                 |                                     | na                                  | na                                  | na        |
| Eastern Kentucky Univ.    | 1040                             | 48.00                      | 48.00                    | sem hr                  | 50.00                    | 5.0                          | 60.00 v1                           | enroll                             | 60.00 v1                           | 800.00                              |                                     | crs                                 | 800.00 v2 |
| Embry-Riddle Aeron. Univ. | 433 f1                           | 220.00                     | 125.00                   | sem hr                  | 130.00                   | 0.0                          | 18.00 v1                           | enroll                             | 20.00 v2                           | 2000.00                             |                                     | crs                                 | 2000.00   |
| Governors State Univ.     | 833                              | 66.50                      | 66.50                    | sem hr                  | 66.50                    | 0.0                          | 1200.00 v2                         | other f1                           | 1200.00 v2                         | 400.00 V                            |                                     | crs                                 | 400.00    |
| Home Study International  | 657                              | na                         | 69.50                    | sem hr                  | 75.00                    | 0.0                          | v3                                 | lesson                             | v4                                 | 1000.00                             |                                     | crs f1                              | 1500.00   |
| Indiana State Univ.       | 758                              | 66.50                      | 66.50                    | sem hr                  | 71.00                    | 0.0                          | 20.00                              | sem hr                             | 20.00                              | 200.00                              |                                     | other f4                            | 350.00    |
| Indiana Univ.             | 11784                            | 67.00                      | 53.00                    | sem hr                  | 58.00                    | 0.0                          | 3.95                               | lesson                             | 3.95                               | 1500.00                             |                                     | crs                                 | 1500.00   |
| Kansas State Univ.        | 125 f1                           | f2                         | 42.00 v6                 | sem hr                  | 47.00 v7                 | 0.0                          | f3                                 | sem hr                             | f3                                 | 250.00 V v8                         |                                     | crs hr                              | 750.00 v9 |
| Louisiana State Univ.     | 4561                             | 65.00                      | 40.00                    | sem hr                  | 40.00                    | 0.0                          | 3.80                               | lesson                             | 4.00                               | 660.00                              |                                     | crs v1                              | 660.00    |
| Mary Baldwin College      | 3350                             | 80.00                      | 80.00                    | sem hr                  | 85.00                    | 0.0                          | na                                 | na                                 | na                                 |                                     | na                                  | na                                  | na        |
| Murray State Univ.        | 115                              | 47.00                      | 47.00                    | sem hr                  | 48.00                    | 0.0                          | 1.25                               | lesson                             | 1.25                               | 107.00                              |                                     | crs hr                              | 107.00    |
| Oklahoma State Univ.      | 3368                             | 34.50 v1                   | 35.00                    | sem hr                  | 40.00                    | 3.0                          | 3.50                               | lesson                             | 3.50 v2                            | 350.00                              |                                     | crs hr                              | 400.00    |
| Pennsylvania State Univ.  | 8776                             | 156.00                     | 60.00                    | sem hr                  | 66.00                    | 3.0                          | 24.00                              | sem hr                             | 30.00                              | 635.00                              |                                     | crs hr                              | 655.00    |
| Roosevelt Univ.           | 1087                             | 196.00                     | 196.00                   | sem hr                  | 208.00                   | 0.0                          | 27.00                              | sem hr                             | 30.00                              |                                     | v2                                  | crs hr                              | v2        |
| Saint Joseph's College    | 724                              | 130.00                     | 130.00                   | sem hr                  | 150.00                   | 0.0                          | 19.00 v1                           | enroll                             | 25.00 v2                           | 1000.00 V                           |                                     | crs                                 | 1200.00   |
| Southeastern College      | 1296                             | 75.00                      | 50.00                    | sem hr f4               | 50.00                    | 0.0                          | 10.00                              | other f5                           | 10.00                              |                                     | v1                                  | other v1                            | v2        |
| Southern Illinois Univ.   | 375                              | 65.00                      | 51.00                    | sem hr                  | 51.00                    | 10.0                         | 40.00 v1                           | enroll                             | 40.00 v1                           | 2500.00                             |                                     | crs                                 | 2700.00   |
| T.A. Edison State College | 1066                             | na                         | 35.00 v3                 | sem hr                  | 35.00 v4                 | 28.0                         | 75.00                              | enroll                             | 75.00                              |                                     | na                                  | na                                  | na        |
| Texas Tech Univ.          | 3826                             | 18.00                      | 38.00                    | sem hr                  | 39.00                    | 0.0                          | 51.75 v2                           | enroll                             | 51.75 v2                           | 600.00                              |                                     | crs                                 | 600.00    |
| Univ. of Alabama          | 1447                             | 62.00                      | 40.00                    | sem hr                  | 45.00                    | 0.0                          | 5.00                               | lesson                             | 5.00                               | 500.00                              |                                     | crs                                 | 750.00    |
| Univ. of Alaska           | 1875                             | 38.00                      | 38.00                    | sem hr                  | 42.00                    | 0.0                          | 5.00                               | lesson                             | 5.00                               | 1500.00                             |                                     | crs                                 | 1500.00   |
| Univ. of Arizona          | 1675                             | 68.00                      | 58.00                    | sem hr                  | 65.00                    | 0.0                          | 3.00                               | lesson                             | 3.00                               | 400.00                              | v1                                  | crs                                 | 400.00 v1 |

Table Via - College Programs with a Semester Hour Fee Basis

| Institution                | College<br>1988-89<br>Enrollment | On Campus<br>Fees<br>88-89 | College<br>Fees<br>88-89 | College<br>Fee<br>Basis | College<br>Fees<br>89-90 | % Col.<br>Comput.<br>Grading | College<br>Grading<br>Pay<br>88-89 | College<br>Grading<br>Pay<br>Basis | College<br>Grading<br>Pay<br>89-90 | College<br>Develop.<br>Pay<br>88-89 | College<br>Develop.<br>Pay<br>Basis | College<br>Develop.<br>Pay<br>89-90 |
|----------------------------|----------------------------------|----------------------------|--------------------------|-------------------------|--------------------------|------------------------------|------------------------------------|------------------------------------|------------------------------------|-------------------------------------|-------------------------------------|-------------------------------------|
| Univ. of Arkansas          | 2457                             | 62.50                      | 35.00 v2                 | sem hr                  | 35.00 v2                 | f6                           | 3.00                               | lesson                             | 3.00                               | 300.00                              | crs hr                              | 300.00                              |
| Univ. of Colorado          | 3183                             | 101.00                     | 48.00                    | sem hr                  | 48.00                    | 0.0                          | 21.00                              | sem hr                             | 21.00                              | 900.00 v1                           | crs                                 | 900.00 v1                           |
| Univ. of Florida           | 4209                             | 40.96                      | 29.15                    | sem hr                  | 31.45                    | 0.0                          | 2.50 v1                            | lesson                             | 2.50 v1                            | 400.00                              | crs hr                              | 400.00                              |
| Univ. of Idaho             | 1284                             | 45.25                      | 45.25                    | sem hr                  | 45.25                    | 0.0                          | 3.00 v1                            | lesson                             | 3.00 v1                            | 200.00                              | crs hr                              | 200.00                              |
| Univ. of Illinois          | 2572                             | 68.00                      | 54.00                    | sem hr                  | 54.00                    | 0.0                          | 4.25 v1                            | lesson                             | 4.75 v2                            | 1500.00 V v3                        | crs                                 | 1500.00 v3                          |
| Univ. of Iowa              | 5701                             | 77.00                      | 51.00                    | sem hr                  | 55.00                    | 0.0                          | 31.00                              | sem hr                             | 33.00                              | 840.00                              | crs hr                              | 840.00                              |
| Univ. of Kansas            | 2691                             | 55.00 v1                   | 43.00                    | sem hr                  | 52.00                    | 3.0                          | 18.00 v2                           | sem hr                             | 20.00 v3                           | 600.00                              | crs hr                              | 650.00                              |
| Univ. of Kentucky          | 3359                             | 57.00                      | 57.00                    | sem hr                  | 59.00                    | 0.0                          | 1.50                               | lesson                             | 1.50                               | 350.00 V                            | crs hr                              | 350.00                              |
| Univ. of Maryland          | 5561 f1                          | 110.00                     | 92.00                    | sem hr                  | 110.00                   | 0.0                          | v2                                 | v2                                 | v3                                 | 1400.00 v4                          | crs                                 | 1400.00 v4                          |
| Univ. of Michigan          | 701                              | v3                         | 124.00 v1                | sem hr                  | 136.00 v2                | 0.0                          | 5.35 v4                            | lesson                             | 5.35 v4                            | 400.00 V                            | crs hr                              | 400.00                              |
| Univ. of Mississippi       | 1182                             | 63.00                      | 45.00                    | sem hr                  | 45.00                    | 0.0                          | 3.00 v1                            | lesson                             | 3.00 v1                            | 300.00 v2                           | crs                                 | 300.00 v2                           |
| Univ. of Missouri          | 5157                             | 58.20 v2                   | 58.20 v2                 | sem hr                  | 62.30 v3                 | 64.0                         | 2.80 f2                            | lesson                             | 2.80 f3                            | 480.00 f4                           | crs hr                              | 500.00 f5                           |
| Univ. of Nebraska          | 2940                             | 49.00                      | 54.50                    | sem hr                  | 57.50                    | 0.0                          | v1                                 | lesson                             | v1                                 | 1200.00 v2                          | crs                                 | 1200.00 v2                          |
| Univ. of Nevada (Reno)     | 1568                             | 40.00                      | 40.00                    | sem hr                  | 42.00                    | 0.0                          | 3.50 v2                            | lesson                             | 3.50 v2                            | 200.00 v3                           | crs hr                              | 200.00 v3                           |
| Univ. of New Mexico        | 685                              | 53.00                      | 45.00                    | sem hr                  | 50.00                    | 0.0                          | 2.00 v1                            | lesson                             | 2.00 v1                            | 500.00                              | crs                                 | 500.00                              |
| Univ. of North Carolina    | 2301                             | na                         | 50.00                    | sem hr                  | 50.00                    | 0.0                          | 27.00                              | sem hr                             | 27.00                              | 400.00                              | crs hr                              | 400.00                              |
| Univ. of North Dakota      | 1346                             | 58.84                      | 40.00                    | sem hr                  | 46.00                    | 0.0                          | 3.00 v1                            | lesson                             | 4.00 v2                            | 250.00                              | crs hr                              | 300.00                              |
| Univ. of Northern Colorado | 368                              | 87.00                      | 48.00                    | sem hr                  | 48.00                    | 0.0                          | f3                                 | sem hr                             | f3                                 | 200.00                              | crs hr                              | 200.00                              |
| Univ. of Northern Iowa     | 1284                             | 65.00 f1                   | 47.00                    | sem hr                  | 51.00                    | 0.0                          | 25.00                              | sem hr                             | 27.50                              | 300.00                              | crs hr                              | 350.00                              |
| Univ. of Oklahoma          | 4366                             | 41.30                      | 40.00                    | sem hr                  | 40.00                    | 0.0                          | 2.25 v1                            | lesson                             | 3.34 v2                            | 350.00                              | crs hr                              | 350.00                              |
| Univ. of S. Mississippi    | 694                              | 46.00                      | 43.00                    | sem hr                  | 46.00                    | 0.0                          | 1.25                               | lesson                             | 1.25                               | 700.00 v1                           | crs                                 | 700.00 v1                           |
| Univ. of South Carolina    | 1685                             | 112.00                     | 35.00                    | sem hr                  | 45.00                    | 0.0                          | 62.50                              | enroll                             | 62.50                              | 180.00                              | crs hr                              | 180.00                              |
| Univ. of South Dakota      | 1136                             | 37.30                      | 50.00                    | sem hr                  | 52.50                    | 0.0                          | 1.75 v1                            | lesson                             | 1.75 v1                            | 450.00                              | crs                                 | 450.00                              |
| Univ. of Tennessee         | 1958                             | 69.00                      | 54.00                    | sem hr                  | 58.00                    | 0.0                          | 66.00 v1                           | enroll                             | 66.00                              | 400.00 v2                           | crs                                 | 400.00 v2                           |
| Univ. of Texas (Austin)    | 5176                             | 184.80 f1                  | 40.00                    | sem hr                  | 40.00                    | 20.0                         | 3.75 v1                            | lesson                             | 3.75 v1                            | 1000.00 v2                          | crs                                 | 1000.00 v2                          |

Table Via - College Programs with a Semester Hour Fee Basis

| Institution              | College<br>1988-89<br>Enrollment | On Campus<br>Fees<br>88-89 | College<br>Fees<br>88-89 | College<br>Fee<br>Basis | College<br>Fees<br>89-90 | % Col.<br>Comput.<br>Grading | College<br>Grading<br>Pay<br>88-89 | College<br>Grading<br>Pay<br>Basis | College<br>Grading<br>Pay<br>89-90 | College<br>Develop.<br>Pay<br>88-89 | College<br>Develop.<br>Pay<br>Basis | College<br>Develop.<br>Pay<br>89-90 |
|--------------------------|----------------------------------|----------------------------|--------------------------|-------------------------|--------------------------|------------------------------|------------------------------------|------------------------------------|------------------------------------|-------------------------------------|-------------------------------------|-------------------------------------|
| Univ. of Wisconsin (Ext) | 6717                             | 77.33                      | 44.00                    | sem hr                  | 44.00                    | 0.0                          | 3.25 v1                            | lesson                             | 3.25 v1                            | 1800.00 v2                          | crs                                 | 1800.00 v2                          |
| Univ. of Wyoming         | 1958                             | 37.00                      | 45.00                    | sem hr                  | 51.00                    | 0.0                          | 4.00 v1                            | lesson                             | 4.00 v1                            | 416.00 V v2                         | crs hr                              | 416.00                              |
| Washington State Univ.   | 1361                             | 90.00                      | 50.00                    | sem hr                  | 50.00                    | 0.0                          | 12.00 v1                           | sem hr                             | 12.00 v1                           | 300.00                              | crs hr                              | 300.00                              |
| Western Illinois Univ.   | 2414                             | f2                         | 65.50 f1                 | sem hr                  | 65.50 f1                 | 0.0                          | 17.00                              | sem hr                             | 17.00                              | 600.00                              | crs                                 | 600.00                              |
| Western Michigan Univ.   | 2305                             | 65.00                      | 74.00                    | sem hr                  | 81.25                    | 0.0                          | 35.00                              | sem hr                             | 35.00                              | 400.00                              | crs hr                              | 400.00                              |
| <b>TOTAL</b>             | <b>141935</b>                    |                            |                          |                         |                          |                              |                                    |                                    |                                    |                                     |                                     |                                     |
| <b>MINIMUM</b>           | <b>115</b>                       | <b>18.00</b>               | <b>29.15</b>             |                         | <b>31.45</b>             | <b>0.0</b>                   | <b>1.25</b>                        |                                    | <b>1.25</b>                        | <b>107.00</b>                       |                                     | <b>107.00</b>                       |
| <b>MAXIMUM</b>           | <b>11784</b>                     | <b>220.00</b>              | <b>196.00</b>            |                         | <b>208.00</b>            | <b>64.0</b>                  | <b>1200.00</b>                     |                                    | <b>1200.00</b>                     | <b>2500.00</b>                      |                                     | <b>2700.00</b>                      |
| <b>AVERAGE</b>           | <b>2581</b>                      | <b>73.76</b>               | <b>56.93</b>             |                         | <b>60.77</b>             | <b>3.7</b>                   | <b>41.56</b>                       |                                    | <b>42.11</b>                       | <b>657.86</b>                       |                                     | <b>698.66</b>                       |
| <b>MEDIAN</b>            | <b>1685</b>                      | <b>65.00</b>               | <b>48.00</b>             |                         | <b>50.00</b>             | <b>0.0</b>                   | <b>5.18</b>                        |                                    | <b>5.18</b>                        | <b>462.5</b>                        |                                     | <b>487.5</b>                        |

na: not applicable

N: no information available

V: variation by academic rank

f(#): entry explanation

v(#): value variation - where a range of values is indicated, an absolute value in the table will normally represent the typical value within that range

38

Table V1b - College Programs with a Quarter Hour Fee Basis

| Institution              | College<br>1988-89<br>Enrollment | On Campus<br>Fees<br>88-89 | College<br>Fees<br>88-89 | College<br>Fee<br>Basis | College<br>Fees<br>89-90 | % Col.<br>Comput.<br>Grading | College<br>Grading<br>Pay<br>88-89 | College<br>Grading<br>Pay<br>Basis | College<br>Grading<br>Pay<br>89-90 | College<br>Develop.<br>Pay<br>88-89 | College<br>Develop.<br>Pay<br>Basis | College<br>Develop.<br>Pay<br>89-90 |
|--------------------------|----------------------------------|----------------------------|--------------------------|-------------------------|--------------------------|------------------------------|------------------------------------|------------------------------------|------------------------------------|-------------------------------------|-------------------------------------|-------------------------------------|
| Auburn Univ.             | 225                              | 33.00 f1                   | 24.00                    | qtr hr                  | 27.00                    | 0.0                          | 2.00                               | lesson                             | 2.00                               | 500.00                              | crs                                 | 500.00                              |
| Graduate School, USDA    | 1893                             | 33.00                      | 33.00 f3                 | qtr hr                  | 39.00 f3                 | 0.0                          | f4                                 | enroll                             | f4                                 | na                                  | na                                  | na                                  |
| Ohio University          | 6867                             | 79.00                      | 37.00                    | qtr hr                  | 39.00                    | 0.0                          | 4.25 v1                            | lesson                             | 4.25 v1                            | 250.00                              | crs hr                              | 250.00                              |
| Oregon St. System (PSU)  | 1045                             | 47.00                      | 31.00                    | qtr hr                  | 34.00                    | 0.0                          | 2.75 v1                            | lesson                             | 2.75                               | 600.00                              | crs                                 | 600.00                              |
| Savannah State College   | 24                               | 80.00                      | 80.00                    | qtr hr                  | 165.00 f3                | 0.0                          | 22.00 v1                           | lesson                             | 45.00                              | 100.00                              | crs                                 | 100.00 f4                           |
| Univ. of Georgia         | 4214                             | 42.00 v1                   | 42.00 v1                 | qtr hr                  | 44.00 v2                 | 0.0                          | 6.00 v3                            | lesson                             | 5.00 v3                            | 100.00                              | crs hr                              | 140.00                              |
| Univ. of Utah            | 4096                             | 250.00                     | 30.00                    | qtr hr                  | 35.00                    | 0.0                          | 3.00 v1                            | lesson                             | 3.00 v1                            | 200.00                              | crs hr                              | 250.00                              |
| Univ. of Washington      | 2637                             | 61.00                      | 45.00                    | qtr hr                  | f3                       | 0.0                          | 19.50                              | sem hr                             | 21.00                              | 1500.00                             | crs                                 | 1500.00                             |
| Utah State Univ.         | 3355                             | 92.00 f1                   | 35.00                    | qtr hr                  | 35.00                    | 0.0                          | 3.00                               | lesson                             | 3.00                               | 160.00                              | crs hr                              | 160.00                              |
| Western Washington Univ. | 1133                             | 44.00                      | 39.00                    | qtr hr                  | 45.00                    | 0.0                          | 17.00                              | qtr hr                             | 18.00                              | 100.00                              | crs hr                              | 125.00                              |
| TOTAL                    | 25489                            |                            |                          |                         |                          |                              |                                    |                                    |                                    |                                     |                                     |                                     |
| MINIMUM                  | 24                               | 33.00                      | 24.00                    |                         | 27.00                    | 0.0                          | 2.00                               |                                    | 2.00                               | 100.00                              |                                     | 100.00                              |
| MAXIMUM                  | 6867                             | 250.00                     | 80.00                    |                         | 165.00                   | 0.0                          | 22.00                              |                                    | 45.00                              | 1500.00                             |                                     | 1500.00                             |
| AVERAGE                  | 2549                             | 76.10                      | 39.60                    |                         | 51.44                    | 0.0                          | 8.83                               |                                    | 11.67                              | 390.00                              |                                     | 402.78                              |
| MEDIAN                   | 2265                             | 54.00                      | 36.00                    |                         | 39.00                    | 0.0                          | 4.25                               |                                    | 4.25                               | 200.00                              |                                     | 250.00                              |

na: not applicable

N: no information available

V: variation by academic rank

f(#): entry explanation

v(#): value variation - where a range of values is indicated, an absolute value in the table will normally represent the typical value within that range

39

**Table VIc - College Programs with a Fee Basis Other than Semester or Quarter Hour**

| Institution               | College<br>1988-89<br>Enrollment | On Campus<br>Fees<br>88-89 | College<br>Fees<br>88-89 | College<br>Fee<br>Basis | College<br>Fees<br>89-90 | % Col.<br>Comput.<br>Grading | College<br>Grading<br>Pay<br>88-89 | College<br>Grading<br>Pay<br>Basis | College<br>Grading<br>Pay<br>89-90 | College<br>Develop.<br>Pay<br>88-89 | College<br>Develop.<br>Pay<br>Basis | College<br>Develop.<br>Pay<br>89-90 |
|---------------------------|----------------------------------|----------------------------|--------------------------|-------------------------|--------------------------|------------------------------|------------------------------------|------------------------------------|------------------------------------|-------------------------------------|-------------------------------------|-------------------------------------|
| Adams State College       | 62                               | 135.00                     | 128.00                   | other f1                | 144.00                   | 0.0                          | 60.00                              | other f2                           | 70.00                              | na                                  | na                                  | na                                  |
| Ball State University     | 707                              | 300.00 f2                  | 222.00                   | other f1                | 237.00 f1                | 0.0                          | 20.00                              | other f3                           | 40.00 f4                           | 600.00                              | crs                                 | 600.00                              |
| Calif. St. Univ. (Sac)    | f1                               | 150.00                     | 150.00                   | other f3                | 150.00                   | 100.0                        | na                                 | na                                 | na                                 | v1                                  | other v1                            | v1                                  |
| Eastern Michigan Univ.    | 600                              | 165.00                     | 175.00                   | other f2                | 175.00                   | 0.0                          | 75.00                              | enroll                             | 75.00                              | na                                  | crs f3                              | na                                  |
| Mem. U. of Newfoundland   | 1451                             | 147.00                     | 147.00                   | other f2                | 154.00                   | 0.0                          | 73.50 v1                           | enroll                             | 77.00 v1                           | 2617.00                             | crs                                 | 3271.00                             |
| Mississippi State Univ.   | 2362                             | 229.00                     | 129.00                   | other f2                | 138.00                   | 0.0                          | 40.00                              | other f3                           | 42.00                              | 450.00                              | crs                                 | 450.00                              |
| Purdue Univ.              | 5                                | 71.00                      | 71.00                    | other f3                | 73.00                    | 0.0                          | f4                                 | enroll                             | f4                                 | v1                                  | crs                                 | v1                                  |
| Southwest State Univ.     | 132                              | 32.00                      | 32.00                    | other f1                | 34.10                    | na                           | na                                 | na                                 | na                                 | na                                  | na                                  | na                                  |
| Univ. of California (Ext) | 2660                             | na                         | 190.00 v1                | other f4                | 210.00 v2                | 0.0                          | 4.00 v3                            | lesson                             | 4.00 v4                            | v5                                  | other f5                            | v5                                  |
| Univ. of Minnesota        | 7239                             | 44.25                      | 44.25                    | other f1                | 47.75                    | 0.0                          | 4.80 v1                            | lesson                             | 5.00 v2                            | 1000.00 v3                          | other f2                            | 1000 v4                             |
| Univ. of Pittsburgh       | 3350                             | 112.00                     | 112.00                   | other f2                | 125.00                   | 0.0                          | 1250.00 v1                         | other f3                           | 1250.00 v1                         | 1500.00 v2                          | crs                                 | 1500.00 v2                          |
| <b>TOTAL</b>              | <b>18568</b>                     |                            |                          |                         |                          |                              |                                    |                                    |                                    |                                     |                                     |                                     |
| <b>MINIMUM</b>            | <b>5</b>                         | <b>32.00</b>               | <b>32.00</b>             |                         | <b>34.10</b>             | <b>0.0</b>                   | <b>4.00</b>                        |                                    | <b>4.00</b>                        | <b>450.00</b>                       |                                     | <b>450.00</b>                       |
| <b>MAXIMUM</b>            | <b>7239</b>                      | <b>300.00</b>              | <b>222.00</b>            |                         | <b>237.00</b>            | <b>100.0</b>                 | <b>1250.00</b>                     |                                    | <b>1250.00</b>                     | <b>2617.00</b>                      |                                     | <b>3271.00</b>                      |
| <b>AVERAGE</b>            | <b>1857</b>                      | <b>138.53</b>              | <b>127.30</b>            |                         | <b>135.26</b>            | <b>10.0</b>                  | <b>190.91</b>                      |                                    | <b>195.38</b>                      | <b>1233.40</b>                      |                                     | <b>1364.20</b>                      |
| <b>MEDIAN</b>             | <b>1079</b>                      | <b>141.00</b>              | <b>129.00</b>            |                         | <b>144.00</b>            | <b>0.0</b>                   | <b>50.00</b>                       |                                    | <b>56.00</b>                       | <b>1000.00</b>                      |                                     | <b>1000.00</b>                      |

na: not applicable

N: no information available

V: variation by academic rank

f(#): entry explanation

v(#): value variation - where a range of values is indicated, an absolute value in the table will normally represent the typical value within that range

**PART THREE**  
**High School Programs**

## HIGH SCHOOL PROGRAMS 1988-89

---

The number of reporting institutions with high school programs increased by one in 1988-89 to thirty-seven, including two new programs. The total number of course enrollments increased approximately 3 percent from 100,054 in 1987-88 to 103,381 in 1988-89. Both the average and median enrollments increased slightly; however, the percent of total independent study course enrollments represented by high school enrollments decreased slightly from 32.8 percent to 31.37 percent.

Eleven programs lost enrollments, several of them experiencing a drop of more than 10 percent. Twenty-six programs gained enrollments, including fifteen shown in Figure 4a that registered increases of more than 10 percent. Texas Tech University had the largest increase--more than 1,700 course enrollments. The University of Kentucky and the North Dakota Division of Independent Study reported increases of more than 500 enrollments.

Seventeen programs (46 percent) increased tuition fees from 1988-89 to 1989-90. Fee increases were \$2.00 to \$2.50 in six programs; seven increased from \$4.00 to \$6.00; and the three largest increases were \$8.40, \$10.00, and \$14.20.

Grading stipends for high school courses were increased by eight programs, most by less than \$.25 per lesson. The majority of programs have a variable stipend rate depending upon the number of lessons in the course, although there is generally an overall maximum amount per student. Little change was also noted in development stipends, with only four programs increasing stipends; the increases ranged from 3 percent to 50 percent.



Table VII - High School Programs

| Institution               | High School<br>1988-89<br>Enrollment | H.S.<br>Fees<br>88-89 | H.S.<br>Fees<br>89-90 | % HS<br>Comput.<br>Grading | % HS<br>Fac. Pd<br>w/Outside<br>Funds | H.S.<br>Grading<br>Pay<br>88-89 | H.S.<br>Grading<br>Pay<br>Basis | H.S.<br>Grading<br>Pay<br>89-90 | H.S.<br>Develop.<br>Pay<br>88-89 | H.S.<br>Develop.<br>Pay<br>Basis | H.S.<br>Develop.<br>Pay<br>89-90 |
|---------------------------|--------------------------------------|-----------------------|-----------------------|----------------------------|---------------------------------------|---------------------------------|---------------------------------|---------------------------------|----------------------------------|----------------------------------|----------------------------------|
| Univ. of Georgia          | 1                                    | 75.00                 | 75.00                 | 0.0                        | 0.0                                   | 50.00 f1                        | lesson                          | 50.00 f1                        | 500.00                           | crs                              | 500.00                           |
| Univ. of Utah             | 3                                    | 30.00                 | 35.00                 | 0.0                        | 0.0                                   | 3.00 v1                         | lesson                          | 3.50 v2                         | 200.00                           | crs                              | 250.00                           |
| Univ. of Nevada (Reno)    | 4                                    | 60.00                 | 60.00                 | 0.0                        | 0.0                                   | 2.50                            | lesson                          | 2.50                            | 1000.00                          | crs                              | 1000.00                          |
| Washington State Univ.    | 15                                   | 60.00                 | 60.00                 | 0.0                        | 0.0                                   | 24.00 v1                        | lesson                          | 24.00 v1                        | 450.00                           | crs                              | 450.00                           |
| Univ. of Washington       | 16                                   | 120.00                | 120.00                | 0.0                        | 0.0                                   | f1                              | f1                              | f1                              | na                               | na                               | na                               |
| Eastern Kentucky Univ.    | 24                                   | 22.00                 | 22.00                 | 0.0                        | 0.0                                   | 1.75 v1                         | lesson                          | 1.75                            | 550.00 v2                        | crs                              | 550.00                           |
| Utah State Univ.          | 96                                   | 45.00                 | 45.00                 | 0.0                        | 0.0                                   | 3.00                            | lesson                          | 3.00                            | 200.00                           | crs                              | 200.00                           |
| Univ. of Kansas           | 108                                  | 75.00                 | 75.00                 | 25.0                       | 0.0                                   | 2.75                            | lesson                          | 3.00                            | v1                               | crs                              | v1                               |
| Pennsylvania State Univ.  | 194                                  | 40.00                 | 45.00                 | 0.0                        | 0.0                                   | 20.00                           | enroll                          | 24.00                           | 1500.00                          | crs                              | 1500.00                          |
| Univ. of Idaho            | 257                                  | 80.00                 | 80.00                 | 0.0                        | 0.0                                   | 3.00 v1                         | lesson                          | 3.00 v1                         | 400.00                           | crs                              | 400.00                           |
| Oklahoma State Univ.      | 291                                  | 55.00                 | 55.00                 | 0.0                        | 0.0                                   | 3.00                            | lesson                          | 3.00                            | 750.00                           | crs                              | 750.00                           |
| Univ. of Colorado         | 311                                  | 55.00                 | 55.00                 | 0.0                        | 0.0                                   | 31.00                           | HU                              | 31.00                           | f1                               | f1                               | f1                               |
| Univ. of Minnesota        | 382                                  | 80.00                 | 80.00                 | 0.0                        | 0.0                                   | 4.80 v1                         | lesson                          | 5.00 v2                         | 1000.00 v3                       | other f1                         | 1000.00 v4                       |
| Univ. of South Dakota     | 437                                  | 35.00                 | 40.00                 | 0.0                        | 0.0                                   | 1.75 v1                         | lesson                          | 1.75 v1                         | na                               | na                               | na                               |
| Univ. of Wyoming          | 527                                  | 45.00                 | 51.00                 | 0.0                        | 100.0                                 | 4.00 v1                         | lesson                          | 4.00 v1                         | 380.00                           | crs                              | 380.00                           |
| Home Study International  | 774                                  | 105.00                | 113.40                | 0.0                        | 0.0                                   | v1                              | lesson                          | v2                              | 1500.00                          | crs                              | 1500.00                          |
| Univ. of California (Ext) | 1069                                 | 145.00                | 155.00                | 0.0                        | 0.0                                   | 3.42 v1                         | lesson                          | 3.54 v2                         | 650.00                           | crs                              | 650.00                           |
| Univ. of Tennessee        | 1289                                 | 42.00                 | 45.00                 | 2.0                        | 0.0                                   | 26.00 v1                        | enroll                          | 26.00 v1                        | 400.00 v2                        | crs                              | 400.00 v2                        |
| Univ. of South Carolina   | 1439                                 | 40.00                 | 40.00 f1              | 0.0                        | 0.0                                   | 15.00                           | HU                              | 15.00                           | f2                               | f2                               | f2                               |
| Oregon St. System (PSU)   | 1484                                 | 55.00                 | 60.00                 | 0.0                        | 0.0                                   | 2.75                            | lesson                          | 2.75                            | 600.00                           | crs                              | 600.00                           |
| Univ. of Wisconsin (Ext)  | 1623                                 | 95.00 v1              | 95.00 v1              | 0.0                        | 100.0                                 | 2.25 v2                         | lesson                          | 2.25 v2                         | 1200.00 v3                       | crs                              | 1200.00 v3                       |
| Univ. of Florida          | 1684                                 | 65.00                 | 65.00                 | 0.0                        | 0.0                                   | 2.00 v1                         | lesson                          | 2.00 v1                         | 900.00                           | crs                              | 900.00                           |
| Univ. of Alabama          | 1751                                 | 60.00                 | 60.00                 | 0.0                        | 0.0                                   | 2.50                            | lesson                          | 2.50                            | 300.00                           | crs                              | 450.00                           |
| Univ. of Oklahoma         | 2129                                 | 55.00                 | 55.00                 | 0.0                        | 0.0                                   | 1.50 v1                         | lesson                          | 1.60 v2                         | 300.00                           | crs                              | 400.00                           |
| Univ. of Arizona          | 2190                                 | 60.00                 | 62.00                 | 0.0                        | 0.0                                   | 2.75                            | lesson                          | 2.75                            | 400.00                           | crs                              | 400.00                           |

Table VII - High School Programs

| Institution             | High School<br>1988-89<br>Enrollment | H.S.<br>Fees<br>88-89 | H.S.<br>Fees<br>89-90 | % HS<br>Comput.<br>Grading | % HS<br>Fac. Pd<br>w/Outside<br>Funds | H.S.<br>Grading<br>Pay<br>88-89 | H.S.<br>Grading<br>Pay<br>Basis | H.S.<br>Grading<br>Pay<br>89-90 | H.S.<br>Develop.<br>Pay<br>88-89 | H.S.<br>Develop<br>Pay<br>Basis | H.S.<br>Develop.<br>Pay<br>89-90 |
|-------------------------|--------------------------------------|-----------------------|-----------------------|----------------------------|---------------------------------------|---------------------------------|---------------------------------|---------------------------------|----------------------------------|---------------------------------|----------------------------------|
| Univ. of Arkansas       | 2436                                 | 40.00 v1              | 40.00 v1              | 2.0                        | 100.0                                 | 2.00                            | lesson                          | 2.00                            | 300.00                           | crs                             | 300.00                           |
| Univ. of S. Mississippi | 3576                                 | 50.00                 | 50.00                 | 0.0                        | 0.0                                   | 1.00                            | lesson                          | 1.00                            | 300.00                           | crs                             | 300.00                           |
| Mississippi State Univ. | 3989                                 | 53.00                 | 53.00                 | 0.0                        | 0.0                                   | 24.00                           | HU                              | 24.00                           | 450.00                           | crs                             | 450.00                           |
| North Dakota Div. of IS | 4070                                 | 25.00                 | 27.00                 | 0.0                        | 0.0                                   | na                              | na                              | na                              | na                               | na                              | na                               |
| Indiana Univ.           | 5821                                 | 43.00                 | 45.00                 | 0.0                        | 0.0                                   | 2.65                            | lesson                          | 2.65                            | 800.00                           | crs                             | 800.00                           |
| Univ. of Kentucky       | 6340                                 | 25.00                 | 30.00                 | 0.0                        | 0.0                                   | 1.50                            | lesson                          | 1.50                            | 300.00                           | crs                             | 300.00                           |
| Univ. of Texas (Austin) | 7947                                 | 70.80                 | 85.00                 | 75.0                       | 0.0                                   | 2.75 v1                         | lesson                          | 3.00 v1                         | 600.00 v2                        | crs                             | 600.00 v2                        |
| Louisiana State Univ.   | 8207                                 | 65.00                 | 65.00                 | 10.0                       | 0.0                                   | 2.70 v1                         | lesson                          | 2.90                            | 660.00                           | crs v3                          | 660.00                           |
| Brigham Young Univ.     | 8688                                 | 51.00                 | 53.00                 | 0.0                        | 0.0                                   | 25.65                           | HU f1                           | 25.65                           | 400.00 f2                        | other f3                        | 400.00                           |
| Texas Tech Univ.        | 10731                                | 67.00                 | 69.00                 | 0.0                        | 0.0                                   | 25.00 v1                        | enroll                          | 25.00 v1                        | 300.00                           | crs                             | 300.00                           |
| Univ. of Nebraska       | 10976                                | 65.00                 | 69.00                 | 0.0                        | 0.0                                   | f1                              | na                              | f1                              | 1200.00 v1                       | crs                             | 1200.00 v1                       |
| Univ. of Missouri       | 12502                                | 46.00                 | 48.50                 | 91.0                       | 0.0                                   | 2.25 f1                         | lesson                          | 2.25 f2                         | 850.00 f3                        | crs                             | 880.00 f4                        |
| TOTAL                   | 103381                               |                       |                       |                            |                                       |                                 |                                 |                                 | 200.00                           |                                 | 200.00                           |
| MINIMUM                 | 1                                    | 22.00                 | 22.00                 | 0.0                        | 0.0                                   |                                 |                                 |                                 | 1500.00                          |                                 | 1500.00                          |
| MAXIMUM                 | 12502                                | 145.00                | 155.00                | 91.0                       | 100.0                                 |                                 |                                 |                                 | 623.87                           |                                 | 634.52                           |
| AVERAGE                 | 2794                                 | 59.45                 | 61.70                 | 5.5                        | 8.1                                   |                                 |                                 |                                 | 500.00                           |                                 | 500.00                           |
| MEDIAN                  | 1439                                 | 55.00                 | 55.00                 | 0.0                        | 0.0                                   |                                 |                                 |                                 |                                  |                                 |                                  |

na: not applicable

N: no information available

V: variation by academic rank

f(#): entry explanation

v(#): value variation - where a range of values is indicated, an absolute value in the table will normally represent the typical value within that range

44

High School Enrollments - 10% or greater increase for 1988-89

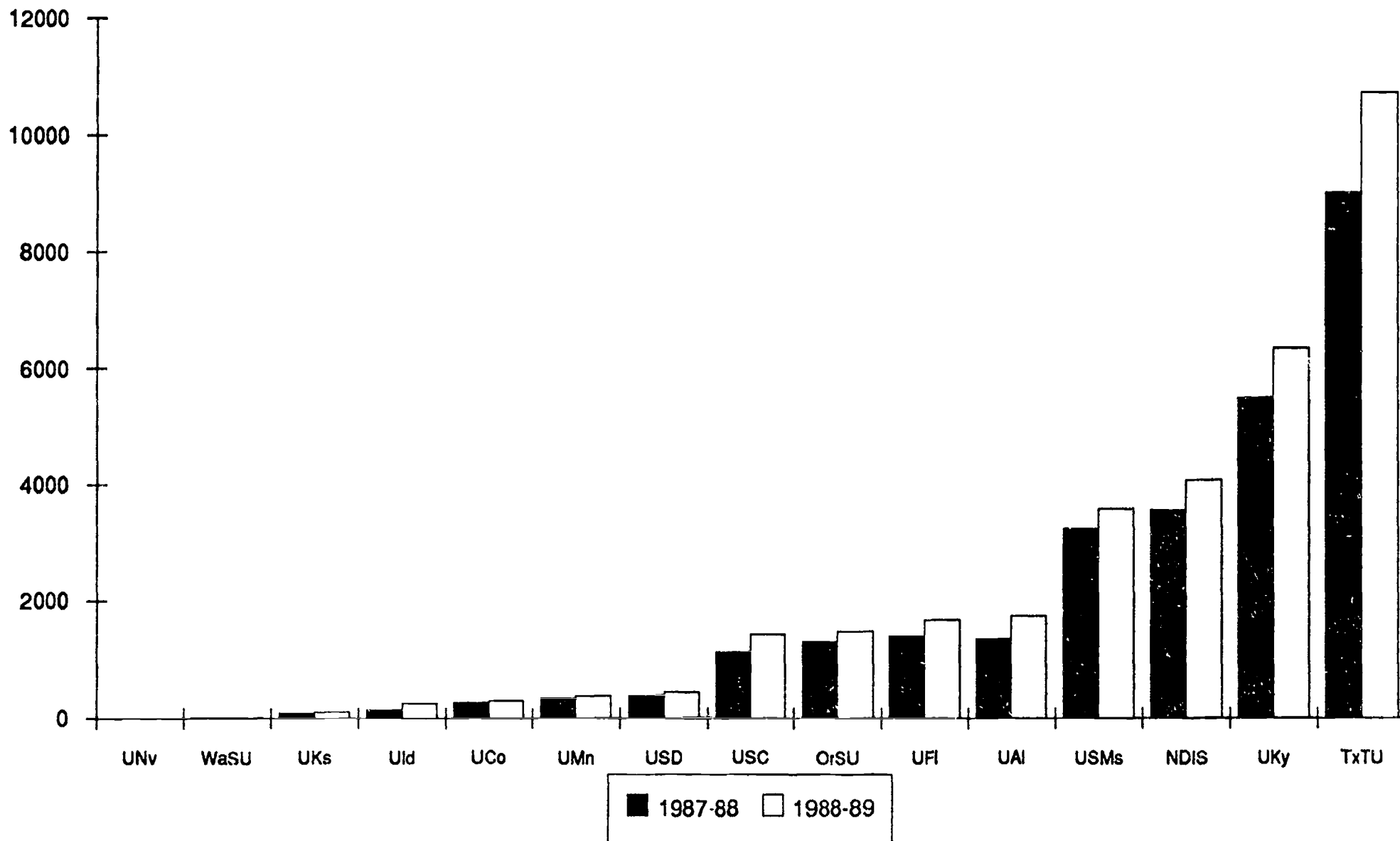


Figure 4a

High School Enrollments - Ranked by increase in numbers for 1988-89

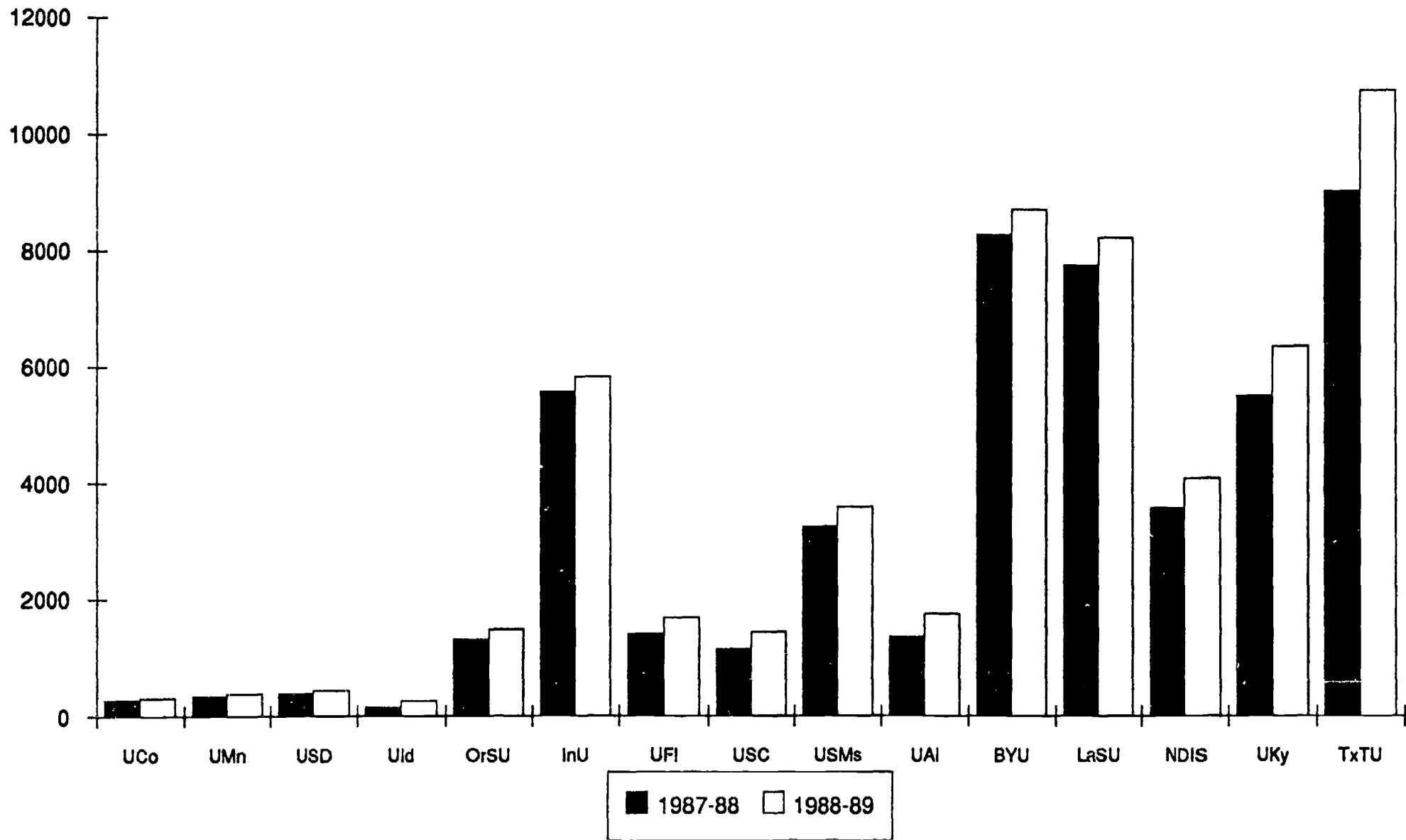


Figure 4b

**PART FOUR**  
**Noncredit Programs**

## NONCREDIT PROGRAMS 1988-89

### Enrollments

Forty-three of the 77 institutions reporting (56 percent) indicated they had noncredit offerings (see Table VIII). This represents an increase of one institution from the previous year when 42 of 72 institutions reported noncredit offerings. Four institutions not reporting noncredit courses in 1987-88 appear in 1988-89 (University of Arizona, Memorial University of Newfoundland, University of Michigan, and Southern Mississippi University). Three institutions reporting noncredit courses in 1987-88 are not reported in 1988-89 (Seminary Extension Institute, Eastern Michigan University, and Michigan State University).

Noncredit enrollment increased only nominally from the previous year (40,199 vs 40,127). Noncredit enrollments constituted 12.2 percent of the total independent study enrollments reported, down from 13.2 percent the previous year. This leveling off of noncredit enrollment comes after several years of substantial increases.

| Year    | Enrollments | % Increase |
|---------|-------------|------------|
| 1985-86 | 23,497      |            |
| 1986-87 | 36,504      | 55.4       |
| 1987-88 | 40,127      | 9.9        |
| 1988-89 | 40,199      | < .2       |

Noncredit enrollments are concentrated in relatively few institutions. The top five institutions accounted for 80 percent of the reported noncredit enrollment. Pennsylvania State University accounted for 41 percent of the total noncredit enrollments reported.

| Institution            | Enrollment | % of Total |
|------------------------|------------|------------|
| Penn State Univ.       | 16,504     | 41.1       |
| Cal State Univ. (Sac.) | 6,885      | 17.1       |
| Purdue Univ.           | 3,851      | 9.6        |
| Univ. of Wisconsin     | 2,645      | 6.6        |
| Univ. of Florida       | 2,317      | 5.8        |

Eighteen institutions reported enrollment increases. Institutions reporting enrollment gains of 10 percent or more for 1988-89 are listed in Figure 5a. Eight institutions reported enrollment

gains of 20 percent or more. The following institutions reported gains of 100 or more enrollment from the previous year.

| Institution            | Enrollment Increases |
|------------------------|----------------------|
| Penn State Univ.       | 2,550                |
| Cal State Univ. (Sac.) | 704                  |
| Auburn Univ.           | 383                  |
| Univ. of Missouri      | 225                  |
| Brigham Young Univ.    | 107                  |
| Indiana State Univ.    | 102                  |

Institutions reporting enrollments for 1988-89 that did not appear in the 1987-88 report are:

| Institution                | Enrollments |
|----------------------------|-------------|
| Univ. of Arizona           | 25          |
| Mem. Univ. of Newfoundland | 245         |
| Univ. of Michigan          | 259         |

Twenty-one institutions reported a decrease in noncredit enrollments, with 17 institutions reporting decreases of 10 percent or more and 13 institutions reporting decreases of 20 percent or more.

Volatility in enrollments continues to be a characteristic of noncredit enrollments caused in part by the responsiveness of noncredit programs to fluctuating professional, vocational, and certification needs.

### Course Fees

The enrollment fees for noncredit courses for 1988-89 and 1989-90 are summarized in Table VIII. Fees were charged on a course basis by 31 of the 43 reporting institutions and on a CEU basis by 6 institutions. The remaining institutions did not list a typical fee or based their fee on other criteria.

The average course fee among the institutions reporting a typical fee was \$91.52 and ranged from \$25 to \$260 per course. This is an increase of \$2.08 over the previous year.

The average charge per CEU was \$35.38 and ranged from \$13 to \$50 per CEU. This was unchanged among the institutions reporting a typical fee.

Table VIII - Noncredit Programs

| Institution              | Non Credit<br>1988-89<br>Enrollment | N.C.<br>Fee<br>88-89 | N.C.<br>Fee<br>Basis | N.C.<br>Fee<br>89-90 | % NC<br>Comput.<br>Grading | % NC<br>Fac. Pd<br>w/Outside<br>Funds | N.C.<br>Grading<br>Pay<br>88-89 | N.C.<br>Grading<br>Pay<br>Basis | N.C.<br>Grading<br>Pay<br>89-90 | NC<br>Develop.<br>Pay<br>88-89 | NC<br>Develop.<br>Pay<br>Basis | N.C.<br>Develop.<br>Pay<br>89-90 |
|--------------------------|-------------------------------------|----------------------|----------------------|----------------------|----------------------------|---------------------------------------|---------------------------------|---------------------------------|---------------------------------|--------------------------------|--------------------------------|----------------------------------|
| Univ. of Idaho           | 0                                   | 45.25                | CEU                  | 45.25                | 0.0                        | 0.0                                   | 3.00 v1                         | lesson                          | 3.00 v1                         | 200.00                         | CEU                            | 200.00                           |
| Univ. of Mississippi     | 0                                   | 80.00                | crs                  | 80.00                | 0.0                        | 0.0                                   | 3.00 v1                         | lesson                          | 3.00 v1                         | na                             | na                             | na                               |
| Univ. of S. Mississippi  | 0                                   | 50.00                | crs                  | 50.00                | 0.0                        | 0.0                                   | 1.00                            | lesson                          | 1.00                            | 150.00 v1                      | other f1                       | 150.00 v1                        |
| Univ. of South Dakota    | 1                                   | 50.00                | crs                  | 50.00                | 0.0                        | 0.0                                   | 1.75 v1                         | lesson                          | 1.75 v1                         | na                             | na                             | na                               |
| Washington State Univ.   | 1                                   | 25.00                | crs                  | 25.00                | 0.0                        | 0.0                                   | na                              | na                              | na                              | 450.00                         | crs                            | 450.00                           |
| Univ. of South Carolina  | 7                                   | v1                   | crs                  | v1                   | 0.0                        | 0.0                                   | v2                              | lesson                          | v2                              | v3                             | crs                            | v3                               |
| Univ. of Kansas          | 11                                  | na                   | na                   | na                   | na                         | na                                    | na                              | na                              | na                              | na                             | na                             | na                               |
| Oregon St. System (PSU)  | 13                                  | 55.00                | crs                  | 60.00                | 0.0                        | 0.0                                   | 2.75                            | lesson                          | 2.75                            | 600.00                         | crs                            | 600.00                           |
| Univ. of Arkansas        | 13                                  | 70.00                | crs                  | 70.00                | 0.0                        | 100.0                                 | 2.50 v1                         | lesson                          | 2.50 v1                         | 600.00                         | crs                            | 600.00                           |
| Univ. of Nevada (Reno)   | 21                                  | 42.00                | CEU                  | 42.00                | 0.0                        | 0.0                                   | 2.00 v1                         | lesson                          | 2.00 v1                         | 200.00 v2                      | CEU                            | 200.00 v2                        |
| Univ. of Arizona         | 25                                  | 35.00 v1             | crs                  | 35.00 v1             | 0.0                        | 0.0                                   | 15.00 v2                        | enroll                          | 15.00 v2                        | 350.00 v3                      | crs                            | 350.00 v3                        |
| Home Study International | 27                                  | v1                   | crs                  | v1                   | 0.0                        | 0.0                                   | v2                              | lesson                          | v3                              | 500.00                         | crs                            | 500.00                           |
| Univ. of Kentucky        | 28                                  | 40.00                | crs                  | 40.00                | 0.0                        | 0.0                                   | 1.50                            | lesson                          | 1.50                            | 300.00                         | other f1                       | 300.00                           |
| Univ. of Iowa            | 50                                  | v1                   | crs                  | v1                   | 0.0                        | 0.0                                   | v2                              | lesson                          | v2                              | v3                             | crs                            | v3                               |
| Univ. of Wyoming         | 81                                  | 28.00                | crs                  | 45.00                | 0.0                        | 100.0                                 | 4.00 v1                         | lesson                          | 4.00 v1                         | v2                             | crs                            | v2                               |
| Univ. of Georgia         | 83                                  | 175.00 v1            | crs                  | 175.00 v1            | 0.0                        | 0.0                                   | 2.50                            | lesson                          | 2.50                            | na                             | na                             | na                               |
| Univ. of Utah            | 83                                  | 125.00               | crs                  | 125.00               | 5.0                        | 0.0                                   | 3.00 v1                         | lesson                          | 3.00 v1                         | 200.00                         | CEU                            | 200.00                           |
| Univ. of Washington      | 96                                  | 120.00               | crs                  | 120.00               | 0.0                        | 0.0                                   | f1                              | f1                              | f1                              | na                             | na                             | na                               |
| Univ. of Illinois        | 98                                  | 108.00               | crs                  | 108.00               | 0.0                        | 0.0                                   | 4.25                            | lesson                          | 4.25                            | 1500.00                        | crs                            | 1500.00                          |
| Univ. of Minnesota       | 134                                 | 44.25                | other f1             | 47.75                | 0.0                        | 0.0                                   | 4.80 v1                         | lesson                          | 5.00 v2                         | 1000.00 v3                     | other f2                       | 1000.00 v4                       |
| Texas Tech Univ.         | 145                                 | 22.00                | CEU                  | 22.00                | 0.0                        | 0.0                                   | 2.25 v1                         | lesson                          | 2.25 v1                         | 300.00                         | crs                            | 300.00                           |
| Univ. of Nebraska        | 146                                 | 100.00               | crs                  | 110.00               | 0.0                        | 0.0                                   | v1                              | lesson                          | v1                              | 500.00 v2                      | crs                            | 500.00 v2                        |
| Indiana State Univ.      | 164                                 | 100.00               | crs                  | 100.00               | 0.0                        | 0.0                                   | 35.00                           | enroll v1                       | 35.00 v2                        | 200.00                         | crs                            | 300.00                           |
| Univ. of North Carolina  | 204                                 | 150.00               | crs                  | 150.00               | 0.0                        | 0.0                                   | 81.00                           | enroll                          | 81.00                           | 1200.00                        | crs                            | 1200.00                          |
| Colorado State Univ.     | 209                                 | 48.00                | other f1             | 48.00                | 50.0                       | 0.0                                   | v1                              | enroll                          | v1                              | na                             | na                             | na                               |
| Univ. of Colorado        | 233                                 | 40.00                | CEU                  | 40.00                | 0.0                        | 0.0                                   | 19.00                           | CEU                             | 19.00                           | 900.00 v1                      | crs                            | 900.00 v1                        |
| Univ. of Tennessee       | 242                                 | 50.00                | crs                  | 60.00                | 2.0                        | 0.0                                   | 22.00 v1                        | enroll                          | 22.00 v1                        | 400.00 v2                      | crs                            | 400.00 v2                        |
| Indiana Univ.            | 243                                 | 35.00 v1             | crs                  | 35.00 v1             | 0.0                        | 0.0                                   | 2.65 v2                         | lesson                          | 2.65 v2                         | 1000.00                        | crs                            | 1000.00                          |
| Mem. U. of Newfoundland  | 245                                 | 147.00               | other f1             | 154.00               | 0.0                        | 0.0                                   | 73.50 v1                        | enroll                          | 77.00 v1                        | 2617.00                        | crs                            | 3271.00                          |
| Univ. of Michigan        | 259                                 | 90.00                | crs                  | 90.00                | 0.0                        | 0.0                                   | 5.00 v1                         | lesson                          | 5.00                            | 1000.00                        | crs                            | 1000.00                          |

50

PART FOUR



Table VIII - Noncredit Programs

| Institution               | Non Credit<br>1988-89<br>Enrollment | N.C.<br>Fee<br>88-89 | N.C.<br>Fee<br>Basis | N.C.<br>Fee<br>89-90 | % NC<br>Comput.<br>Grading | % NC<br>Fac. Pd<br>w/Outside<br>Funds | N.C.<br>Grading<br>Pay<br>88-89 | N.C.<br>Grading<br>Pay<br>Basis | N.C.<br>Grading<br>Pay<br>89-90 | NC<br>Develop.<br>Pay<br>88-89 | NC<br>Develop.<br>Pay<br>Basis | N.C.<br>Develop.<br>Pay<br>89-90 |
|---------------------------|-------------------------------------|----------------------|----------------------|----------------------|----------------------------|---------------------------------------|---------------------------------|---------------------------------|---------------------------------|--------------------------------|--------------------------------|----------------------------------|
| Louisiana State Univ.     | 317                                 | 50.00                | crs                  | 50.00                | 0.0                        | 0.0                                   | 3.30                            | lesson                          | 3.30                            | 500.00                         | crs                            | 500.00                           |
| Univ. of Oklahoma         | 338                                 | 35.00                | crs                  | 35.00                | 0.0                        | 0.0                                   | 5.00 v1                         | lesson                          | 5.00 v2                         | 350.00                         | other f1                       | 350.00                           |
| Univ. of Missouri         | 349                                 | 13.00                | CEU                  | 13.00                | 22.0                       | 0.0                                   | 2.80 f1                         | lesson                          | 2.80 f2                         | 350.00 f3                      | CEU                            | 360.00 f4                        |
| Brigham Young Univ.       | 410                                 | 54.00                | other f1             | 56.00                | 0.0                        | 0.0                                   | 26.40                           | other f2                        | 26.40                           | 475.00 f3                      | other f4                       | 475.00                           |
| Oklahoma State Univ.      | 587                                 | v1                   | v2                   | v1                   | 0.0                        | 0.0                                   | 3.50                            | lesson                          | 3.50                            | v3                             | v4                             | v3                               |
| Auburn Univ.              | 700                                 | 215.00               | crs                  | 215.00               | 0.0                        | 0.0                                   | 5.00                            | other f1                        | 5.00                            | v1                             | other f2                       | v1                               |
| Univ. of North Dakota     | 938                                 | 150.00               | crs                  | 150.00               | 0.0                        | 0.0                                   | 5.00 v1                         | lesson                          | 5.00 v1                         | na                             | na                             | na                               |
| Univ. of California (Ext) | 1496                                | 250.00               | crs                  | 260.00               | 0.0                        | 0.0                                   | 4.00 v1                         | lesson                          | 4.00 v2                         | 1200.00                        | crs                            | 1200.00                          |
| Univ. of Florida          | 2317                                | v1                   | crs                  | v1                   | 0.0                        | 0.0                                   | v2                              | lesson                          | v2                              | 1200.00                        | crs                            | 1200.00                          |
| Univ. of Wisconsin (Ext)  | 2645                                | v1                   | crs                  | v1                   | 0.0                        | 100.0                                 | 2.75 v2                         | lesson                          | 2.75 v2                         | 1350.00 v3                     | crs                            | 1350.00 v3                       |
| Purdue Univ.              | 3851                                | 50.00 v1             | crs                  | 50.00 v1             | 98.0                       | 0.0                                   | 1.00 v2                         | lesson                          | 1.00 v2                         | v3                             | crs                            | v3                               |
| Calif. St. Univ. (Sac)    | 6885                                | 50.00 v1             | CEU                  | 50.00 v1             | 100.0                      | na                                    | na                              | na                              | na                              | v2                             | other v2                       | v2                               |
| Pennsylvania State Univ.  | 16504                               | v1                   | crs                  | v1                   | 9.6                        | 0.0                                   | 2.00                            | lesson                          | 5.00                            | 1500.00                        | crs                            | 1500.00                          |
| <b>TOTAL</b>              | <b>40199</b>                        |                      |                      |                      |                            |                                       |                                 |                                 |                                 |                                |                                |                                  |
| <b>MINIMUM</b>            | <b>0</b>                            | <b>13.00</b>         |                      | <b>13.00</b>         | <b>0.0</b>                 | <b>0.0</b>                            |                                 |                                 |                                 |                                |                                |                                  |
| <b>MAXIMUM</b>            | <b>16504</b>                        | <b>250.00</b>        |                      | <b>260.00</b>        | <b>100.0</b>               | <b>100.0</b>                          |                                 |                                 |                                 |                                |                                |                                  |
| <b>AVERAGE</b>            | <b>935</b>                          | <b>78.33</b>         |                      | <b>80.17</b>         | <b>6.8</b>                 | <b>7.3</b>                            |                                 |                                 |                                 |                                |                                |                                  |
| <b>MEDIAN</b>             | <b>146</b>                          | <b>50.00</b>         |                      | <b>50.00</b>         | <b>0.0</b>                 | <b>0.0</b>                            |                                 |                                 |                                 |                                |                                |                                  |

na: not applicable

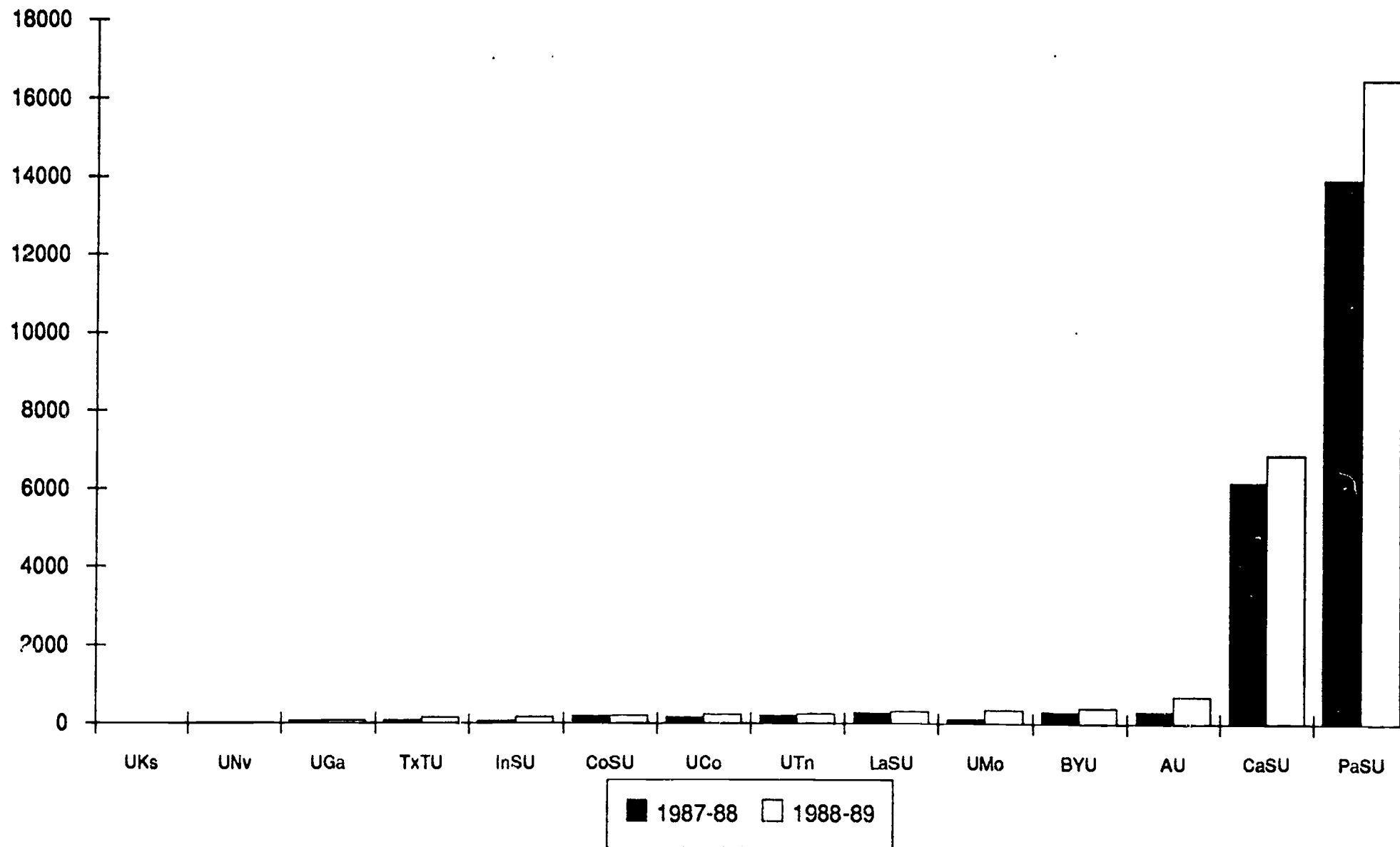
N: no information available

V: variation by academic rank

f(#): entry explanation

v(#): value variation - where a range of values is indicated, an absolute value in the table will normally represent the typical value within that range

Noncredit Enrollments - 10% or greater increase for 1988-89



PART FOUR

Figure 5a

Noncredit Enrollments - Ranked by increase in numbers for 1988-89

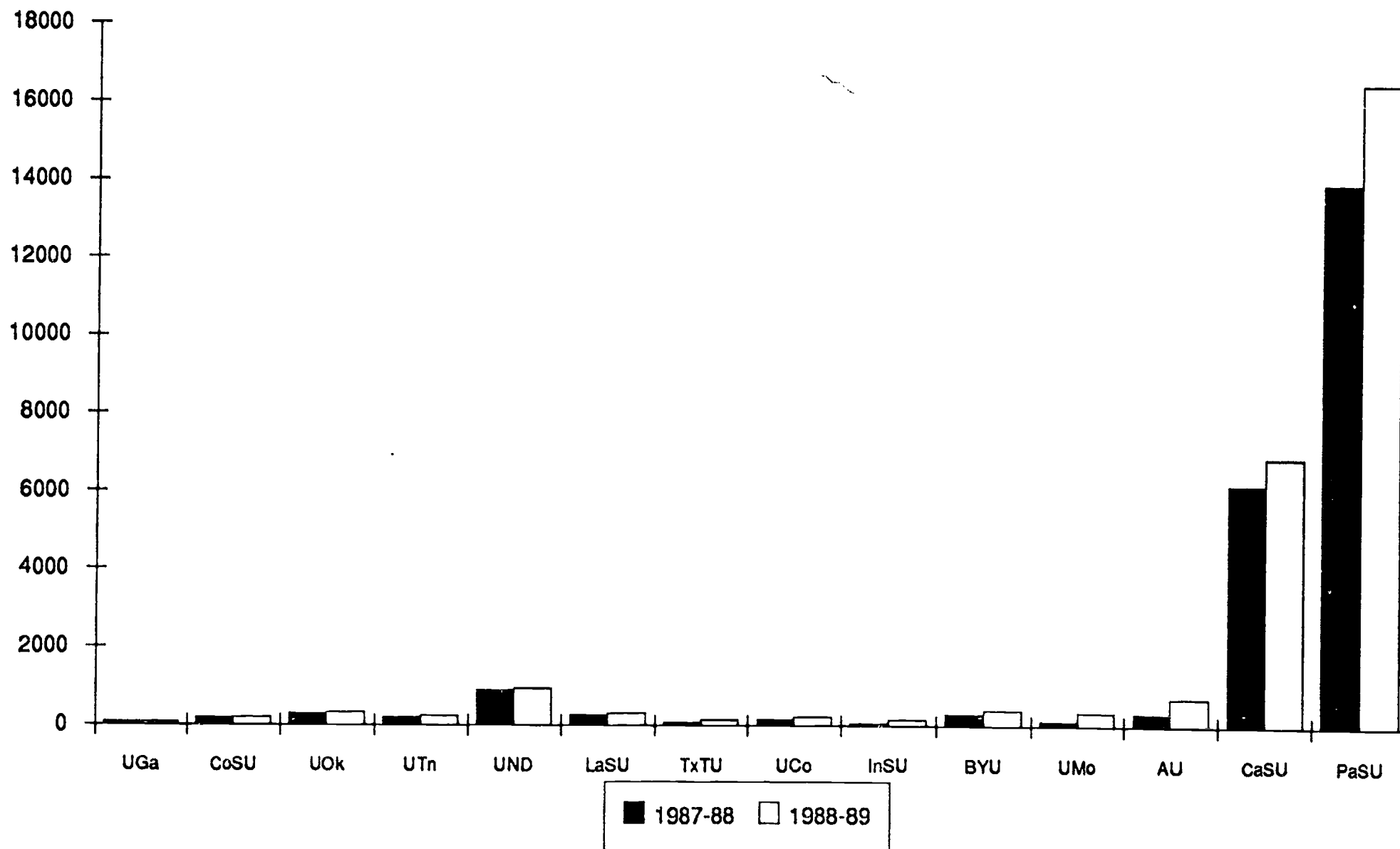


Figure 5b

A total of 8 institutions increased their fees by an average of 15 percent. For the 5 institutions charging a course fee, the increase ranged from \$5 to \$17 per course.

### Stipends for Course Instruction

Thirty institutions paid for instruction on a lesson basis and 25 of these institutions reported a typical average stipend of \$3.14 per lesson. The range was from \$1.00 to \$5.00 per lesson. This represents a 4.3 percent increase over the \$3.01 per lesson average stipend paid by these 25 institutions the previous year.

Six institutions paid for grading on the basis of enrollment. The average typical stipend reported was \$53.75 per enrollment. The range was \$22 to \$81 per enrollment. This represents an increase of 1.6 percent over the \$52.88 per enrollment reported by these institutions the previous year.

### Stipends for Course Development

Twenty-four institutions reported paying a course development stipend on the basis of the course. The average typical stipend reported was \$931 per course and ranged from \$300 to \$3,271 per course. This represents an increase of \$38 or 4.3 percent over the stipend reported by these institutions during the previous year.

Four institutions paid course development stipends on the basis of CEUs. The typical average stipend was \$240 per CEU with a range of \$200 to \$360 per CEU. This represents an increase of \$2.50 per CEU or 1.1 percent over the previous year.

**PART FIVE**  
**Independent Study Research**

## **CURRENT INDEPENDENT STUDY RESEARCH AT MEMBER SCHOOLS**

---

Johnson, Gail Denise "The Feasibility of Chemistry Laboratory Experiments in Independent Study," M.S. Thesis, North Dakota State University, February, 1989

Gunawardena, Charlotte N. "New Communications Technologies and Distance Education: A Paradigm for the Integration of Video-based Instruction," University of Kansas dissertation, 1988

Wild, L. "Evaluation of VESP," University of Pittsburgh, 1987

Lauffer, M. "Evaluation of Learners - Case Studies," University of Pittsburgh

Davis, D. Article on text design for distance learning in press, University of Pittsburgh

Evaluation of the role of face-to-face instruction and its effect (if any) on course completion underway, University of Pittsburgh

# NATIONAL UNIVERSITY CONTINUING EDUCATION ASSOCIATION

## INDEPENDENT STUDY DIVISION 1989 SURVEY

Please answer all questions; use NA (not applicable) where appropriate.

Your Name: \_\_\_\_\_ Telephone: ( ) \_\_\_\_\_

Institution: \_\_\_\_\_

Street/P.O.: \_\_\_\_\_ City: \_\_\_\_\_ State: \_\_\_\_\_ Zip: \_\_\_\_\_

### GENERAL INFORMATION

#### Independent Study New Enrollments for July 1988 - June 1989

(NOTE: Do not count extensions and carry-over enrollments below.)

College: \_\_\_\_\_ + High School: \_\_\_\_\_ + Noncredit: \_\_\_\_\_ = Total: \_\_\_\_\_

\_\_\_\_\_ Months is the time given to students for an initial enrollment.

\_\_\_\_\_ Percent of college enrollments is by on-campus students.

\_\_\_\_\_ Percent of Independent Study budget is self-generated.

\_\_\_\_\_ Percent is the proportion of correspondence course credits that your institution accepts toward a bachelor's degree.

#### Independent Study Staff Size

\_\_\_\_\_ Professional (in full-time equivalents)

\_\_\_\_\_ Clerical Staff (in full-time equivalents)

\_\_\_\_\_ Editor/Course Designer (in full-time equivalents)  
already included as professional or clerical staff in the above figures

**Independent Study Curriculum**

(Note: If curriculum changes frequently, list average number of courses)

| <u>All Kinds of Courses</u>  | <u>College</u> | + | <u>High School</u> | + | <u>Non Credit</u> | = | <u>Total</u> |
|--|----------------|---|--------------------|---|-------------------|---|--------------|
| Number of courses offered  | _____          |   | _____              |   | _____             |   | _____        |
| # Revisions completed during the year  | _____          |   | _____              |   | _____             |   | _____        |
| # New courses completed during the year<br>(not offered the previous year in any format) | _____          |   | _____              |   | _____             |   | _____        |

**Independent Study (I.S.) Faculty**

\_\_\_\_% Percentage of Independent Study faculty who *teach* independent study courses as part of their regular workload

\_\_\_\_% Percentage of Independent Study faculty who *develop* independent study courses as part of their regular workload

**Typical Charges Made In Addition to Course Fees**

|  |         |    |      |
|--|---------|----|------|
| What is the most common charge for study guides? | \$_____ | or | None |
| for course transfers                             | \$_____ | or | None |
| for nonresident fees?                            | \$_____ | or | None |
| for mailing books via regular postage?           | \$_____ | or | None |
| for mailing tapes via regular postage?           | \$_____ | or | None |
| for mailing lessons?                             | \$_____ | or | None |
| for time extensions?                             | \$_____ | or | None |

How long is the first extension? \_\_\_\_ months; any second extension? Yes \_\_\_\_ No \_\_\_\_; If yes, \_\_\_\_ months



COLLEGE COURSE INFORMATION

I.S. Course Fees

1988-89: Amount \$ \_\_\_\_\_ Basis for Fee \_\_\_\_\_ Qtr Hr.  
 \_\_\_\_\_ Sem Hr.  
 \_\_\_\_\_ Other  
 (Specify)

1989-90: (if different) Amount \$ \_\_\_\_\_ Basis for Fee \_\_\_\_\_ Qtr Hr.  
 \_\_\_\_\_ Sem Hr.  
 \_\_\_\_\_ Other  
 (Specify)

On-Campus Course Fees

1988-89: Amount \$ \_\_\_\_\_ (basis assumed same as above)

Instructor Grading Stipend

1988-89: Typical Amount \$ \_\_\_\_\_ Basis for Stipend \_\_\_\_\_ Qtr Hr.  
 \_\_\_\_\_ Sem Hr.  
 \_\_\_\_\_ Lesson  
 \_\_\_\_\_ Enrollment

Minimum Amount \$ \_\_\_\_\_ (basis assumed same as above)

Maximum Amount \$ \_\_\_\_\_ (basis assumed same as above)

1989-90: Typical Amount \$ \_\_\_\_\_ Basis for Stipend \_\_\_\_\_ Qtr Hr.  
 \_\_\_\_\_ Sem Hr.  
 \_\_\_\_\_ Lesson  
 \_\_\_\_\_ Enrollment

Minimum Amount \$ \_\_\_\_\_ (basis assumed same as above)

Maximum Amount \$ \_\_\_\_\_ (basis assumed same as above)

Percentage of instructors paid by funds originating outside the Independent Study Dept: \_\_\_\_\_%

Percentage of college courses that are graded by computer: \_\_\_\_\_%

Course Development Stipend

Check if stipend varies by academic rank \_\_\_\_\_; if yes, use Asst. Professor rate to answer questions below.

1988-89: College \$ \_\_\_\_\_ \_\_\_\_\_ Per Course  
 \_\_\_\_\_ Per Course Hr.  
 \_\_\_\_\_ Per Enrollment  
 \_\_\_\_\_ Other (Specify) \_\_\_\_\_

1989-90 (if different): College \$ \_\_\_\_\_ (basis assumed same as above)





**NONCREDIT COURSE INFORMATION**

**Noncredit Course Fees**

1988-89: Typical Amount \$ \_\_\_\_\_ Basis for Fee: (Check One)  
 \_\_\_\_\_ per CEU  
 \_\_\_\_\_ per course  
 \_\_\_\_\_ other (specify) \_\_\_\_\_

1989-90 (if different): \$ \_\_\_\_\_ (basis assumed to be as above)

**Instructor Grading Stipend**

1988-89: Typical Amount \$ \_\_\_\_\_ Basis for Stipend \_\_\_\_\_ CEU  
 \_\_\_\_\_ Lesson  
 \_\_\_\_\_ Enrollment

Minimum Amount \$ \_\_\_\_\_ (basis assumed same as above)

Maximum Amount \$ \_\_\_\_\_ (basis assumed same as above)

1989-90: Typical Amount \$ \_\_\_\_\_ Basis for Stipend \_\_\_\_\_ CEU  
 \_\_\_\_\_ Lesson  
 \_\_\_\_\_ Enrollment

Minimum Amount \$ \_\_\_\_\_ (basis assumed same as above)

Maximum Amount \$ \_\_\_\_\_ (basis assumed same as above)

Percentage of instructors paid by funds originating outside the I.S. Dept: \_\_\_\_\_%

Percentage of noncredit courses that are graded by computer: \_\_\_\_\_%

**Course Development Stipend**

1988-89: Typical Noncredit Amount \$ \_\_\_\_\_ \_\_\_\_\_ Per Course  
 \_\_\_\_\_ Per CEU  
 \_\_\_\_\_ Per Enrollment  
 \_\_\_\_\_ Other (Specify) \_\_\_\_\_

1989-90 (if different): Noncredit \$ \_\_\_\_\_ (basis assumed same as above)

**INDEPENDENT STUDY RESEARCH**

Does your program have any research study, thesis, or dissertation that is completed or underway which can be obtained by institutions? Provide full bibliographical data, sources, and cost.

---

---

---

---

---

**COMMENTS**

Add remarks that will clarify your responses to this survey.

Thank you for your assistance. Please mail your survey form to this address:

Dale Huffington, Associate Director  
Center for Independent Study  
136 Clark Hall  
University of Missouri  
Columbia, MO 65211

# FOOTNOTES

## NUCEA 1988-89 SURVEY ANALYSIS

### UNIVERSITY FOOTNOTES

---

#### Adams State College

- f1: IS Basis for fees - per course
- f2: Instructor grading stipend basis - per course

#### Arizona State Univ.

- f1: Course development stipend - revisions are \$100.00 per crs hr

#### Auburn Univ.

- f1: Out of state on-campus course fees are \$98.00 per quarter hour.

#### Ball State Univ.

- f1: IS course fees based on 3 semester hrs enrollment
- f2: On-campus course fees - in state block fee for 3 semester hrs.
- f3: Instructor grading stipend for 88-89 based on 3 semester hrs enrollment
- f4: Instructor grading stipend for 89-90 based on 1 semester hr enrollment

#### Brigham Young Univ.

- f1: Editor and Course Designer are significantly different functions for BYU
- f2: BYU grading stipend per lesson is determined by dividing the semester hour rate by the number of lessons to be submitted for a course. The average typical rate for college courses is \$6.30 per lesson. The grading stipend is also determined according to promptness of lesson return. For graded lessons returned within 2 days (typical time) the average fee is \$6.30; if returned within 7 days it is \$4.39; after 7 days it is \$2.96.
- f3: Course writing/revision honoraria is based on a sliding scale, determined by the quality of each author's work

#### California State Univ.-Sacramento

- f1: Figure given on survey (139) reflects the no. of institutions using CSU-Sac. learning materials--not actual college enrollments
- f2: University courses are the same as noncredit courses; they can be taken for academic credit or CEUs with course fees being the difference.
- f3: The course fee is \$30 with \$120 added for receiving academic credit.
- v1: Course development stipend is based on negotiated grants from US EPA and depends on subject matter.

#### Central Michigan Univ.

- f1: Figure includes correspondence courses, learning package courses, television courses, and independent course in the field--four modes of IS.
- v1: Varies from 4-9 months - 4 months for learning pkg, independent course in the field, or TV IS courses; 9 months for correspondence IS courses.
- f2: Information on percent of college enrollments by on-campus students unavailable.
- f3: Max of 15 hrs of Correspondence IS courses are applicable to a degree completion program. Limitation does not apply to other modes of IS.

KEY - na: not applicable; N: no information available; v: variation by academic rank; f(#): entry explanation; v(#): value variation

- f4: Includes only learning package and correspondence IS courses. Does not reflect the independent courses in the field, which are primarily individual student or instructor classes for a one-time only basis each semester to meet individual student's needs.
- f5: Revised and newly developed courses include correspondence and learning package IS courses only, as IS by TV courses are leased from PBS Adult Learning Services and independent courses in the field are determined by the instructor for individual students on a semester-by-semester basis.
- v2: Study guide charges vary - no dollar amount provided.
- v3: One three month extension is granted for correspondence IS courses. One four month extension is granted for learning package IS courses.
- v4: Instructor grading stipend for 89-90 ranges from \$30-35 per semester hour. Instructor grading stipends are a flat fee determined by the university negotiated faculty contract.
- v5: Course development stipend varies from \$500-3600 per course.

**Colorado State Univ.**

- f1: Information unavailable.
- v1: Instructor grading stipend is 40% of tuition

**Eastern Kentucky Univ.**

- v1: Instructor grading stipend - min. amt. is \$43.00; max. amt. is \$63.5
- v2: Course development stipend for a course revision is \$500.00.

**Eastern Michigan University**

- f1: There is a set \$70.00 course fee which covers all "Typical Charges" other than time extension costs.
- f2: IS course fees are \$175.00 per course: \$105.00 for the enrollment fee and \$70.00 to cover all incidental course fees.
- f3: Course development - all IS faculty teach and develop courses in addition to their regular work load.

**Embry-Riddle Aeronautical Univ.**

- f1: The number of active continuing IS students pursuing a BS degree is 1,462. 433 of the 1,462 are new students who matriculated during the period July 87 through June 88. The 1,462 students generate approx. 1,680 course enrollments per year.
- v1: Instructor grading stipend - min. amt. is \$10.00; max. amt. is \$40.00.
- v2: Instructor grading stipend - min. amt. is \$10.00; max. amt. is \$45.00.

**Governors State Univ.**

- v1: Percent of proportion of IS course credits that can be used towards a bachelor's degree varies from college to college; B & PA accepts only 6 credits but all other colleges accept any amount. A maximum of three IS courses can be taken per trimester.
- v2: Instructor grading stipend - min. amt. is \$1,000.00; max. amt. is \$1,500.00.
- f1: Instructor grading stipend based on trimesters.

**Graduate School - USDA**

- v1: The number of new college courses completed during the year - 2 to 4 was provided.
- v2: Study guide fees range from \$3.00 to \$22.00.
- f1: Students are charged the actual cost for mailing books.

- f2: Students are charged first class postage for mailing lessons.
- f3: IS course fees are the amount listed per credit but the basis for the fee is qtr hr.
- f4: Instructor grading stipend is 60% of the tuition.

#### Home Study International

- v1: Study guide cost ranges from \$6.50 to \$15.50.
- v2: The cost for mailing varies; no typical amount was entered here.
- v3: Instructor grading stipend ranges from \$1.00 to \$3.80; no typical fee was entered.
- v4: Instructor grading stipend ranges from \$1.10 to \$3.90; no typical fee was entered.
- f1: Course development stipend is based on each course of 3 semester hours credit.

#### Indiana State Univ.

- f1: None of IS budget is self-generated but the dept. turns back more than expenditures.
- f2: For most depts., 25% is the proportion of correspondence course credits that can be used towards a bachelor's degree.
- v1: Second extension varies from 2 to 6 months.
- f3: IS instructos wages are all budgeted for the IS dept.
- f4: Course development stipend is based on each course semester hour.

#### Indiana Univ.

- v1: Study guide fees range from \$7.00 to \$15.00.
- f1: Transfer fees are \$10.00 plus \$5.00 (university course) or \$2.65 (high school course) per lesson submitted.
- f2: Time extension is \$10.00 per course for high school or noncredit courses and \$10.00 per credit hour for university courses.

#### Kansas State Univ. - NTS

- f1: College enrollment figure includes TV and Telenet courses plus NTS enrollments at Fort Riley.
- v1: Percent of college enrollments by on-campus students ranges from 20-25%.
- v2: Number of college courses offered - range of 70-75 was entered on survey.
- v3: Number of revisions completed during the year - range of 3-5 was entered on survey
- v4: Fee for mailing tapes ranges from \$5.00 to \$10.00.
- v5: Time extension ranges from 3-6 months.
- v6: IS fees (for 88-89) vary - \$42.00 undergrad; \$62.00 graduate.
- v7: IS fees (for 89-90) vary - \$47.00 undergrad; \$67.00 graduate.
- f2: On-campus course vees are variable by number of credits taken. No basic amount was entered on the survey.
- f3: Instructor grading stipend is variable based on the number of students enrolling in each guided IS section. Stipend is generally roughly one-half of the individual student enrollment.
- v8: Course development stipend (for 88-89) ranges from \$250 to \$1,000 per course hour.
- v9: Course development stipend (for 89-90) ranges from \$750 to \$1,500 per course hour.

#### Louisiana State Univ.

- v1: Course development stipend varies with the quality; figure provided is the minimum.



**Mary Baldwin College**

- f1: IS curriculum (kinds of courses) - not applicable; MBC uses student-generated learning contracts.

**Memorial Univ. of Newfoundland**

- f1: IS faculty - MU of N has no faculty but relies on the academic depts.  
f2: IS course fees based on each course equivalent of 3 semester hours.  
v1: Instructor grading stipend has no limit on the maximum amount stipend.

**Mississippi State Univ.**

- f1: Percent of college enrollment by on-campus students unknown.  
f2: IS course fees based on 3 semester hours enrollment.  
f3: Instructor grading stipend based on 3 semester hours enrollment.

**Murray State Univ.**

- f1: Texts and study guides handled by University Store.  
f2: Course transfer fee is \$3.00 plus \$1.50 for each lesson already submitted.

**Ohio Univ.**

- f1: Only overseas enrollments are charged airmail for mailing lessons.  
v1: Instructor grading stipend - min. amt. is \$2.00; max. amt. is \$10.00.

**Oklahoma State Univ.**

- f1: Time extension fee is \$10.00 per semester hour.  
v1: On-campus course fees - \$34.50 for lower division; \$38.00 for upper division.  
v2: Instructor grading stipend (89-90) - max. amt. is \$4.00 if returned within 10 days.

**Oregon State System of Higher Education (PSU)**

- v1: Instructor grading stipend - \$2.75 per lesson; \$5.00 per exam; \$10.00 credit-by-exam.

**Pennsylvania State Univ.**

- v1: Time given to students for initial enrollment - 12 months for nondegree students and noncredit enrollments; 6 months for degree students.  
f1: There is no limit on the percent of the proportion of correspondence course credits that PSU accepts toward a bachelor's degree.  
f2: Fee for mailing tapes via regular postage is included as part of \$10.00 mailing fee.  
v2: The fee for a second time extension is \$20.00.

**Purdue Univ.**

- f1: Purdue students not allowed to take IS courses for credit while enrolled at Purdue.  
f2: Time extensions are by special request only.  
f3: IS course fees based on credit hour enrollment.  
f4: Course lessons are graded by IS office staff with no extra stipend provided.  
v1: Course development stipend varies by course; no typical amount was provided.

**Roosevelt Univ.**

- v1: Percent of the proportion of correspondence course credits that RU accepts toward a bachelor's degree depends on the program.  
v2: Course development stipend varies by course; no typical amount was provided.

**Saint Joseph's College**

- f1: Actually is only .5% percent of college enrollments by on-campus students.
- f2: Percent of correspondence course credits that institution accepts towards a bachelor's degree assumes no other transfer credit.
- v1: Instructor grading stipend (88-89) - min. amt. \$16.50; max. amt. \$20.00.
- v2: Instructor grading stipend (89-90) - min. amt. \$17.00; max. amt. \$30.00.

**Savannah State College**

- f1: IS staff listed are one-fourth time.
- f2: Charge for mailing lessons is .25 per lesson.
- f3: IS course fees for 89-90 are based on 5 quarter hours credit.
- v1: Instructor grading stipend - min. amt. is \$17.00; max. amt. is \$22.00.
- f4: Course development stipend probably will vary based on rank and course work after the 1989-90 fiscal year.

**Southeastern College**

- f1: In reference to percent of proportion of correspondence course credits that SC accepts toward a bachelor's degree - 100 percent allowed for External Degree Program; a specific percentage has not been established for resident program.
- f2: IS faculty - resident faculty write and grade our courses in addition to their regular teaching load.
- f3: All incidental charges (other than time extensions) are included in tuition fee.
- f4: IS course fees are \$50.00 per credit hour enrollment.
- f5: Instructor grading stipend is \$10.00 per clock hour.
- v1: Course development stipend (for 88-89) consists of \$500.00 for writing a three hour course plus half the tuition for 30 sales with \$25.00 per sale thereafter.
- v2: Course development stipend (for 89-90) consists of \$300.00 for writing a two hour course plus half the tuition for 49 sales with \$20.00 per sale thereafter.

**Southern Illinois Univ. - Carbondale**

- v1: Instructor grading stipend - min. amt. is \$35.00; max. amt. is \$40.00.

**Southwest State Univ.**

- f1: IS college course fees based on cost per credit hour.

**Texas Tech Univ.**

- f1: Up to 18 hours correspondence course credit is accepted toward a bachelor's degree.
- v1: Time extensions - college student fee is \$12.00 per credit hour to extend their enrollment for three months; high school students pay \$20.00 per semester to extend their enrollment for three months.
- v2: Instructor grading stipend - min. amt. \$0.00; max. amt. \$51.75.

**Thomas A. Edison State College**

- v1: In addition to regular IS fees, nonresident fees are \$15.00 per credit.
- f1: Students pay a \$10.00 per tape rental fee for courses with video or audio tapes.
- v2: The fee for mailing books ranges from \$5.00 to \$10.00.
- v3: IS course fees (88-89) - \$35.00 in state; \$50.00 out of state.
- v4: IS course fees (89-90) - \$35.00 in state; \$50.00 out of state.

**Univ. of Alabama**

- f1: Fees for mailing books/tapes are assessed at the actual cost of postage.

## Univ. of Alaska

f1: One additional fee of \$15.00 is assessed for mailing books, tapes, and lessons.

## Univ. of Arizona

f1: The percent of college enrollments by on-campus students is unknown.

f2: A fee of \$20.00 is assessed to students overseas for mailing lessons.

v1: Course development stipend ranges from \$400 to \$750.

## Univ. of Arkansas

f1: Information on percent of college enrollments by on-campus students unavailable.

f2: Thirty semester hours are accepted toward a bachelor's degree at UA.

f3: Course transfer fees assessed at 25% of tuition.

f4: Non resident additional fee assessed at \$5.00 per credit hour.

f5: One \$5.00 fee is charged for postage to mail all materials needed.

v1: Fee for time extension - \$10.00 for college; \$7.50 for high school.

v2: Non resident course fee is \$40.00 per semester hour.

f6: Less than 1% of college courses are graded by computer.

## Univ. of California Extension

f1: Information on percent of college enrollments by on-campus students unavailable.

f2: Amount of correspondence course credit allowed toward a bachelor's degree depends on dept. and type of course taken.

f3: An additional fee is assessed for students outside the US; amount varies by location.

v1: Course fees (88-89) range from \$190.00 to \$265.00.

f4: IS course fees based on course.

v2: Courses fees (89-90) range from \$210.00 to \$285.00.

v3: Instructor grading stipend (88-89) - min. amt. \$2.30; max. amt. \$13.75.

v4: Instructor grading stipend (89-90) - min. amt. \$2.53; max. amt. \$13.75.

v5: Course development stipend varies; \$1000.00 plus \$100.00 per semester hour.

f5: Course development stipend derived from a base fee plus addition money per semester hour.

## Univ. of Colorado

f1: Time extension fee is \$20.00 per semester hour.

v1: Course development stipend ranges from \$900.00 to \$1,200 per course.

## Univ. of Florida

f1: Information on percent of college enrollments by on-campus students unavailable.

f2: Extensions allowed in noncredit and high school courses only.

v1: Instructor grading stipend - min. amt. \$1.50; max. amt. \$2.50.

## Univ. of Georgia

f1: Course transfer fee is \$20.00 plus \$7.00 per graded lesson.

v1: IS course fees - Georgia residents pay \$42.00 per quarter hour for resident and non resident credit. Nonresidents of Georgia pay \$40.00 per quarter hour for "resident credit" or \$126.00 per quarter hour for "nonresident credit."

v2: IS course fees - Georgia residents pay \$44.00 per quarter hour for resident and non resident credit. Nonresidents of Georgia pay \$44.00 per quarter hour for "resident credit" or \$132.00 per quarter hour for "nonresident credit."

v3: Instructor grading stipend - min. amt. \$3.50; max. amt. \$7.00.

**Univ. of Idaho**

- f1: Fee for second time extension is \$135.75 (12 months).
- v1: Instructor grading stipend - \$2.00 min. amt.; \$3.00 max. amt.

**Univ. of Illinois**

- f1: Student is assessed the actual cost of mailing books and tapes but not study guides.
- v1: Instructor grading stipend (88-89) - min. amt. \$4.25; max. amt. \$8.50.
- v2: Instructor grading stipend (89-90) - min. amt. \$4.50; max. amt. \$9.50.
- v3: Course development stipend ranges from \$1500.00 to \$2250.00.

**Univ. of Iowa**

- f1: Students obtain texts from commercial bookseller who bills them for cost and postage.

**Univ. of Kansas**

- f1: Fee for mailing lessons also includes enrollment materials.
- v1: Nonresident campus course fees are \$127.00 per semester hour.
- v2: Instructor grading stipend (88-89) - the maximum amount an instructor can receive is \$80.00 (based on 5 semester credit hours).
- v3: Instructor grading stipend (89-90) - the maximum amount an instructor can receive is \$100.00 (based on 5 semester credit hours).

**Univ. of Kentucky**

- f1: There is a \$5.00 study guide fee for non-enrollments.
- f2: Time extensions are allowed for college only.

**Univ. of Maryland**

- f1: The majority of courses in the Open Learning Program are offered in an optional class attendance format. Students are required to attend the first class and any exams.
- f2: Percentage (proportion of correspondence course credits that your institution accepts toward a bachelor's degree) is for transfer correspondence credits.
- v1: Fee for mailing books as assessed at \$2.00 for the first book and .50 each for any additional books.
- v2: The salary range for 88-89 was \$1450 to \$2625, depending on credit hours, rank, and experience.
- v3: The salary range for 89-90 is \$1550 to \$2875.
- v4: Course development stipend ranges from \$1400 to \$4500 per course.

**Univ. of Michigan**

- f1: There is a \$5.00 fee assessed to replace lost study guides.
- v1: Graduate fees (88-89) are \$209.00 per semester hour.
- v2: Graduate fees (89-90) are \$230.00 per semester hour.
- v3: On-campus course fees vary according to school; range from \$114.00 to \$954.00.
- v4: Instructor grading stipend - min. amt. \$3.50; max. amt. \$13.00.

**Univ. of Minnesota**

- f1: IS course fees based on tuition charge per credit.
- v1: Instructor grading stipend (88-89) - \$2.00 min. amt.; \$4.80 max. amt.
- v2: Instructor grading stipend (89-90) - \$2.00 min. amt.; \$5.00 max. amt.

- v3: Course devel. stipend (88-89) - \$1,000 new; \$150 revision; \$100 adaptation.
- f2: Course development stipend based on per credit.
- v4: Course devel. stipend (89-90) - \$1,000 new; \$175 revision; \$100 adaptation.

## Univ. of Mississippi

- f1: Information on percent of college enrollments by on-campus students unavailable.
- f2: Course transfer fee is \$5.00 when no lessons have been received. If one or more lessons is received the fee is \$15.00.
- f3: Book orders are handled through campus bookstore; postage is charged by bookstore.
- f4: Overseas students are charged \$25.00 for mailing lessons.
- v1: Instructor grading stipend - min. amt. \$1.00; max. amt. \$3.00.
- v2: Course development stipend ranges from \$300 to \$1,000 per course.

## Univ. of Missouri

- v1: Percentage of IS faculty who teach IS courses as part of their regular workload varies; no typical percent provided.
- f1: High school time extension fee is \$6.50.
- v2: IS 88-89 course fees - \$52.60 (freshmen, sophs); \$58.20 (jrs, seniors); \$70.50 (grad).
- v3: IS 89-90 course fees - \$56.30 (freshmen, sophs); \$63.20 (jrs, seniors); \$75.40 (grad).
- f2: Instructor grading stipend (88-89) - \$3.20 if returned within 5 working days.
- f3: Instructor grading stipend (89-90) - \$3.40 if returned within 5 working days.
- f4: Course development stipend (89-90) - \$500 instructor scored; \$750 computer scored.
- f5: Course development stipend (88-89) - \$480 instructor scored; \$720 computer scored.

## Univ. of Nebraska

- f1: Time extension fee for high school is \$35.00.
- f2: Second time extension may be granted depending on the situation. No set time limit for second extension.
- v1: Instructor grading stipend varies from course to course; no typical amount provided.
- v2: Course development stipend ranges from \$1,200 to \$1,500.

## Univ. of Nevada - Reno

- f1: Sixty correspondence course credits are accepted toward a bachelor's degree.
- v1: Study guide fees range from \$4.00 to \$5.00.
- v2: Instructor grading stipend - min. amt. \$2.00; max. amt. \$5.00.
- v3: Course development stipend ranges from \$200 to \$350.

## Univ. of New Mexico

- v1: Instructor grading stipend - min. amt. \$1.50; max. amt. \$2.00.

## Univ. of North Dakota

- v1: Instructor grading stipend (88-89) - min. amt. \$2.00; max. amt. \$7.50.
- v2: Instructor grading stipend (89-90) - min. amt. \$2.76; max. amt. \$8.63.

## Univ. of Northern Colorado

- f1: Percent of on-campus student enrollments is less than 10%.

- f2: Time extensions are \$10.00 per course hour.
- f3: Instructor grading stipend is 40% of enrollment tuition.

## Univ. of Northern Iowa

- f1: On-campus course fees - \$65.00 undergrad; \$96.00 graduate.

## Univ. of Oklahoma

- v1: Instructor grading stipend (88-89) - min. amt. \$0.93; max. amt. \$12.00.
- v2: Instructor grading stipend (89-90) - min. amt. \$2.00; max. amt. \$12.00.

## Univ. of Pittsburgh

- f1: Nonresident fees are double the normal tuition.
- f2: IS course fees are \$112.00 per credit; UP has trimester system.
- v1: Instructor grading stipend - min. amt. \$1,150; max. amt. \$1,350.
- f3: Instructor grading stipend is payment for all enrollments of a 3 credit course.
- v2: Course development stipend ranges from \$0 to \$1,500.

## Univ. of South Carolina

- f1: Fees generated by IS are deposited into the general fund of the Univ. IS is then budgeted for the fiscal year. Although IS has the equivalent of a self-supporting operation, we are budgeted through the University System.
- f2: High school transfer fee is \$5.00.
- f3: Fee for mailing books is determined by the University Bookstore, based upon the amount of the order.
- f4: High school time extension fee is \$5.00.

## Univ. of South Dakota

- f1: A \$7.50 handling fee is assessed for mailing books, tapes, and lessons.
- v1: Instructor grading stipend - \$1.75 (lesson); \$2.25 (exam); \$10.00 (completed student).

## Univ. of South Mississippi

- v1: Course development stipend ranges from \$400 to \$1200.

## Univ. of Tennessee

- f1: High school initial enrollment is 12 months.
- f2: High school transfer fee is \$23.00.
- f3: Time extension fee for high school is \$15.00.
- f4: Time extension for high school students is 6 months.
- v1: Instructor grading stipend - min. amt. \$33.00; max. amt. \$66.00.
- v2: Course development ranges from \$400 to \$950.

## Univ. of Texas - Austin

- f1: On-campus course fee is \$184.80 for first 3 hours of regular enrollment.
- v1: Instructor grading stipend - min. amt. \$3.75; max. amt. \$5.00.
- f2: Percentage of instructors...IS Dept - 1 grant paid; 1 instructor for 1 course.
- v2: Course development stipend ranges from \$1,000 to \$1,500 (higher amount if computer feedback must be developed).

## Univ. of Utah

- f1: Fee for second time extension is \$40.00.
- f2: On-campus fees are \$250.00 for a 5 credit hour course.
- v1: Instructor grading stipend - min. amt. \$1.50; max. amt. \$4.00.

## Univ. of Washington

- f1: High school and non-credit courses are in Math and graded by a salaried instructor.
- f2: For foreign postage UW adds \$25.00; FAX receipt of lessons is permitted at no charge.
- f3: A 10% increase in IS college course fees is anticipated.

## Univ. of Wisconsin - Extension

- f1: Faculty who instruct and develop IS courses are based in seven different UW system institutions, not in UW-Extension IS. Their numbers and percentages of time devoted to IS vary from person to person.
- f2: Second extension varies with the academic dept. and student's situation.
- v1: Instructor grading stipend - min. amt. \$1.50; max. amt. \$6.75.
- v2: Course development stipend ranges from \$1,500 to \$3,000.

## Univ. of Wyoming

- f1: Transfer fee is \$5.00 plus \$4.00 for each lesson already submitted.
- f2: There is no mailing fee for rental books; UW bookstore charges a specific fee based on the price of the book.
- v1: Instructor grading stipend - min. amt. \$2.00; max. amt. \$4.00.
- v2: Course development stipend varies by academic rank with full professors receiving \$646 per semester hour and assistant professors receiving \$416 per semester hour.

## Utah State Univ.

- f1: On-campus course fee is \$92 for 1 quarter hour or \$146 for 3 quarter hours.

## Washington State Univ.

- f1: Transfer fee is \$4.00 plus \$4.00 for each lesson already submitted.
- v1: Instructor grading stipend - min. amt. \$5.00; max. amt. \$25.00.

## Western Illinois Univ.

- f1: IS course fee is \$65.50 per semester hour for 59 or fewer hours; \$66.50 per semester hour for 60 or more hours.
- f2: Total tuition and fees for one semester (on-campus course fee) of 12-18 semester hours totals \$1,015.

## Western Michigan Univ.

- f1: Either 12% or 25% correspondence course credits are accepted toward a bachelor's degree depending on the program.

## Western Washington Univ.

- f1: Books are mailed out by the student co-op; they charge postage.

## NUCEA 1988-89 SURVEY ANALYSIS

### HIGH SCHOOL FOOTNOTES

---

#### Brigham Young Univ.

- f1: BYU grading stipend per lesson for high school courses is determined by dividing the course rate by the number of lessons to be submitted. The average typical rate for high school courses is \$3.41 per lesson. The grading stipend is also determined according to promptness in lesson returns. For lessons returned within 2 days (typical time) the average stipend is 3.41; if returned within 7 days it is \$2.54; after 7 days it is \$1.68.
- f2: Course writing/revision honoraria is based on a sliding scale, determined by the quality of each author's work.
- f3: Course development stipend is based on each half credit

#### Eastern Kentucky Univ.

- v1: Instructor grading stipend - min. amt. is \$1.40; max. amt. is \$1.75
- v2: Course development stipend for a course revision is \$350.00.

#### Home Study International

- v1: Instructor grading stipend ranges from \$1.00 to \$3.50; no typical amount was entered.
- v2: Instructor grading stipend ranges from \$1.10 to \$3.60; no typical amount was entered.

#### Louisiana State Univ.

- v1: Instructor grading stipend max. amt. is \$3.30 (for 88-89).
- v2: Instructor grading stipend max. amt. is \$3.50 (for 89-90).
- v3: Course development stipend varies with the quality; fee provided is the minimum amount.

#### Texas Tech Univ.

- v1: Instructor grading stipend - min. amt. \$0.00; max. amt. \$25.00.

#### Univ. of Arkansas

- v1: Nonresident course fee is \$45.00 per HU.

#### Univ. of California Extension

- v1: Instructor grading stipend (88-89) - min. amt. \$2.53; max. amt. \$4.30.
- v2: Instructor grading stipend (89-90) - min. amt. \$2.78; max. amt. \$4.30.

#### Univ. of Colorado

- f1: High school courses are purchased from UN-L.

#### Univ. of Florida

- v1: Instructor grading stipend - min. amt. \$1.00; max. amt. \$2.00.

KEY - na: not applicable; N: no information available; v: variation by academic rank; f(#): entry explanation; v(#): value variation



## Univ. of Georgia

f1: Instructor grading stipend is based on fee paid per lesson with a maximum pay of \$50.00 per course.

## University of Idaho

v1: Instructor grading stipend - \$2.00 min. amt.; \$3.00 max. amt.

## University of Illinois

f1: High school independent study program not open yet.

## Univ. of Kansas

v1: Course development stipend varies; no typical amount provided.

## Univ. of Minnesota

v1: Instructor grading stipend (88-89) - \$2.00 min. amt.; \$4.80 max. amt.

v2: Instructor grading stipend (89-90) - \$2.00 min. amt.; \$5.00 max. amt.

v3: Course development stipend (88-89) - \$1,000 new; \$150 rev; \$100 adapted.

f1: Course development stipend based per credit.

v4: Course devel. stipend (89-90) - \$1,000 new; \$175 rev; \$100 adapted.

## Univ. of Missouri

f1: Instructor grading stipend (88-89) - \$2.75 if returned within 5 working days.

f2: Instructor grading stipend (89-90) - \$2.85 if returned within 5 working days.

f3: Course devel. stipend (88-89) - \$850 instructor scored; \$1,275 computer scored.

f4: Course devel. stipend (89-90) - \$880 instructor scored; \$1,320 computer scored.

## Univ. of Nebraska

f1: Graders are part of salaried staff.

v1: Course development stipend ranges from \$1,200 to \$1,500.

## Univ. of Oklahoma

v1: Instructor grading stipend (88-89) - \$1.50 min. amt.; \$2.85 max. amt.

v2: Instructor grading stipend (89-90) - \$1.60 min. amt.; \$3.57 max. amt.

## Univ. of South Carolina

f1: A \$10.00 per course materials fee will be added to the 89-90 course fees.

f2: All high school course materials are purchased.

## Univ. of South Dakota

v1: Instructor grading stipend - \$1.75 (lesson); \$2.25 (exam); \$10.00 (completed student).

## Univ. of Tennessee

v1: Instructor grading stipend - min. amt. \$13.00; max. amt. \$26.00.

v2: Course development stipend ranges from \$400 to \$950.

## Univ. of Texas - Austin

v1: Instructor grading stipend - min. amt. \$2.75; max. amt. \$3.00.

v2: Course development stipend ranges from \$600 to \$1,000; \$1,000 if half computer scored.

## Univ. of Utah

- v1: Instructor grading stipend (88-89) - min. amt. \$1.50; max. amt. \$4.00.
- v2: Instructor grading stipend (89-90) - min. amt. \$2.00; max. amt. \$4.50.

## Univ. of Washington

- f1: High school courses are in Math and are graded by a salaried instructor.

## Univ. of Wisconsin - Extension

- v1: Course fees range from \$50 to \$140 per course.
- v2: Instructor grading stipend - min. amt. \$1.45; max. amt. \$2.35.
- v3: Course development stipend ranges from \$800 to \$1,600.

## Univ. of Wyoming

- v1: Instructor grading stipend - min. amt. \$2.00; max. amt. \$4.00.

## Washington State Univ.

- v1: Instructor grading stipend - min. amt. \$3.00; max. amt. \$60.00.

## NUCEA 1988-89 SURVEY ANALYSIS

### NON-CREDIT FOOTNOTES

---

#### Auburn Univ.

- f1: Instructor grading stipend - basis for stipend is per hour
- v1: Course development stipend - no typical amount; amount varies and no dollar information was provided.
- f2: Course development stipend is determined on a wage basis

#### Brigham Young Univ.

- f1: Noncredit course fees basis - semester hour equivalent
- f2: Instructor grading stipend basis - semester hour equivalent
- f3: Course writing/revision honoraria is based on a sliding scale, determined by the quality of each author's work.
- f4: Course development stipend based on each semester hour equivalent

#### California State Univ.-Sacramento

- v1: Course fees range from 50-60 dollars
- v2: Course development stipend based on negotiated grants from US EPA and depends on subject matter.

#### Colorado State Univ.

- f1: Noncredit course fees are based on 1.5 CEU credit
- v1: Instructor grading stipend is 40% of tuition.

#### Home Study International

- v1: Noncredit course fees range from \$36.00 to \$50.00 per course; no typical amount was entered here.
- v2: Instructor grading stipend ranges from \$1.00 to \$1.70; no typical amount was entered.
- v3: Instructor grading stipend ranges from \$1.10 to \$1.80; no typical amount was entered.

#### Indiana State Univ.

- v1: Instructor grading stipend (for 88-89) is based on enrollments but the amount varies. No range of fees was entered.
- v2: Instructor grading stipend (for 89-90) ranges from \$35.00 to \$50.00.

#### Indiana Univ.

- v1: Noncredit course fees range from \$35.00 to \$195.00 depending on the course.
- v2: Instructor grading stipend ranges from \$2.65 to \$10.00.

#### Memorial Univ. of Newfoundland

- f1: IS course fees based on each course equivalent of 3 semester hours.
- v1: Instructor grading stipend has no limit for the maximum amount.

**Oklahoma State Univ.**

- v1: Course fees vary (no typical amount provided).
- v2: Basis for course fees varies (no specific examples provided).
- v3: Course development stipend varies (no typical amount provided).
- v4: Basis for development stipend varies (no specific examples provided).

**Pennsylvania State Univ.**

- v1: Course fees vary from course to course; no typical amount provided.

**Purdue Univ. .**

- v1: Course fees range from \$50.00 to \$300.00.
- v2: Instructor grading stipend - min. amt. \$1.00; max. amt. \$5.00.
- v3: Course development stipend varies by department and course; no typical amount provided.

**Texas Tech Univ.**

- v1: Instructor grading stipend - min. amt. \$0.00; max. amt. \$35.00.

**Univ. of Arizona**

- v1: Course fees range from \$35.00 per course and up; no maximum amount provided.
- v2: Instructor grading stipend range from \$15.00 per enrollment and up; no maximum amount provided.
- v3: Course development stipend range from \$350.00 per course and up; no maximum amount provided.

**Univ. of Arkansas**

- v1: Instructor grading stipend - min. amt. \$2.00; max. amt. \$3.00.

**Univ. of California Extension**

- v1: Instructor grading stipend (88-89) - min. amt. \$3.80; max. amt. \$35.00.
- v2: Instructor grading stipend (89-90) - min. amt. \$4.18; max. amt. \$35.00.

**Univ. of Colorado**

- v1: Course development stipend ranges from \$900 to \$1,200 per course.

**Univ. of Florida**

- v1: Course fees vary from course to course; no typical amount provided.
- v2: Instructor grading stipend varies; range from \$2.00 to \$2.75 per lesson.

**Univ. of Georgia**

- v1: Course fees range from \$165.00 to \$2,600.00.

**Univ. of Idaho**

- v1: Instructor grading stipend - \$2.00 min. amt.; \$3.00 max. amt.

**Univ. of Iowa**

- v1: Course fees vary; no typical amount provided.
- v2: Instructor grading stipend varies; no typical amount provided.
- v3: Course development stipend varies. The fee is established by negotiation; no typical amount was provided.

## Univ. of Kentucky

f1: The basis for course development stipend is negotiable.

## Univ. of Michigan

v1: Instructor grading stipend - min. amt. \$3.50; max. amt. \$6.00.

## Univ. of Minnesota

f1: Course fees based per credit.

v1: Instructor grading stipend (88-89) - \$2.00 min. amt.; \$4.80 max. amt.

v2: Instructor grading stipend (89-90) - \$2.00 min. amt.; \$5.00 max. amt.

v3: Course devel. stipend (88-89) - \$1,000 (new); \$150 (rev); \$100 (adapted).

f2: Course development stipend based per credit.

v4: Course devel. stipend (89-90) - \$1,000 (new); \$175 (rev); \$100 (adapted).

## Univ. of Mississippi

v1: Instructor grading stipend - min. amt. \$1.00; max. amt. \$3.00.

## Univ. of Missouri

f1: Instructor grading stipend (88-89) - \$3.20 if returned within 5 working days.

f2: Instructor grading stipend (89-90) - \$3.40 if returned within 5 working days.

f3: Course devel. stipend (88-89) - \$350 instructor scored; \$525 computer scored.

f4: Course devel. stipend (89-90) - \$360 instructor scored; \$540 computer scored.

## Univ. of Nebraska

v1: Instructor grading stipend varies; no typical amount provided.

v2: Course development stipend ranges from \$500 to \$1,200.

## Univ. of Nevada - Reno

v1: Instructor grading stipend - min. amt. \$2.00; max. amt. \$2.15.

v2: Course development stipend ranges from \$200 to \$300.

## Univ. of North Dakota

v1: Instructor grading stipend - min. amt. \$5.00; max. amt. \$6.00.

## Univ. of Northern Colorado

f1: Non-credit courses are no longer available.

## Univ. of Oklahoma

v1: Instructor grading stipend (88-89) - min. amt. \$1.66; max. amt. \$5.00.

v2: Instructor grading stipend (89-90) - min. amt. \$1.93; max. amt. \$6.00.

f1: Course development stipend based on semester hour equivalent.

## Univ. of South Carolina

v1: Course fees vary; no typical amount provided.

v2: Instructor grading stipend varies; no typical amount provided.

v3: Course development stipend varies; no typical amount provided.

## Univ. of South Dakota

v1: Instructor grading stipend - \$1.75 (lesson); \$2.25 (exam); \$10.00 (completed student).

## Univ. of South Mississippi

- v1: Course development stipend ranges from \$150 to \$300.
- f1: Basis for course development stipend is negotiable.

## Univ. of Tennessee

- v1: Instructor grading stipend - min. amt. \$11.00; max. amt. \$22.00.
- v2: Course development stipend ranges from \$400 to \$950.

## Univ. of Utah

- v1: Instructor grading stipend - min. amt. \$1.50; max. amt. \$4.00.

## Univ. of Washington

- f1: Non-credit courses are in math and are graded by a salaried instructor.

## Univ. of Wisconsin-Extension

- v1: Course fees vary; no typical amount provided.
- v2: Instructor grading stipend - min. amt. \$1.50; max. amt. \$6.75.
- v3: Course development stipend ranges from \$600 to \$2,100.

## Univ. of Wyoming

- v1: Instructor grading stipend - min. amt. \$2.00; max. amt. \$4.00.
- v2: Course development stipend varies; no typical amount provided.