

DOCUMENT RESUME

ED 317 665

CE 054 081

AUTHOR Bishop, John  
 TITLE Incentives for Learning: Why American High School Students Compare So Poorly to Their Counterparts Overseas. Background Paper No. 1.  
 SPONS AGENCY Department of Labor, Washington, DC. Commission on Workforce Quality and Labor Market Efficiency.  
 PUB DATE Sep 89  
 CONTRACT 99-9-4755-75-007-04  
 NOTE 88p.; In "Investing in People: A Strategy to Address America's Workforce Crisis" (CE 054 080).  
 PUB TYPE Information Analyses (070)

EDRS PRICE MF01/PC04 Plus Postage.  
 DESCRIPTORS \*Academic Achievement; Achievement Tests; College Admission; Credentials; Educational Policy; Employer Attitudes; \*Employment Practices; Foreign Countries; High Schools; \*High School Students; \*Incentives; Outcomes of Education; Policy Formation; Rewards; \*Student Motivation; Time on Task

ABSTRACT

The learning gap between high school students in the United States and those in many other countries has several causes. First, U.S. students devote a lot less time and interest to learning. A second major reason is parental and school board apathy. Cultural comparisons reveal a lack of incentives for learning accomplishment in the United States, stemming from (1) the lack of labor market reward for high school achievement; (2) peer pressure that discourages studying, because students compete against each other rather than for achievement of fixed standards of competence; and (3) admission to selective colleges is based on aptitude tests rather than absolute standards of achievement. In other countries, studying hard is not a national character trait but a response to the way society rewards achievement. The difficulty lies in designing a system that motivates by recognizing and rewarding learning effort and achievement. Reform recommendations include statewide achievement examinations, local competency profiles, portfolios of graduation credentials, release of student records to employers, credential data banks, changes in college admission policies, greater use of improved employment tests, and school-based rewards for learning. Underrepresented minorities particularly would benefit through improved ability to compete in the labor market. (70 references)  
 (SK)

\*\*\*\*\*  
 \* Reproductions supplied by EDRS are the best that can be made \*  
 \* from the original document. \*  
 \*\*\*\*\*

ED317665

1. INCENTIVES FOR LEARNING: WHY AMERICAN HIGH SCHOOL STUDENTS COMPARE SO POORLY TO THEIR COUNTERPARTS OVERSEAS

John Bishop

Cornell University

U.S. DEPARTMENT OF EDUCATION  
Office of Educational Research and Improvement  
EDUCATIONAL RESOURCES INFORMATION  
CENTER (ERIC)

- This document has been reproduced as received from the person or organization originating it
- Minor changes have been made to improve reproduction quality

• Points of view or opinions stated in this document do not necessarily represent official OERI position or policy

The research that has culminated in this paper was sponsored by the Center for Advanced Human Resource Studies, the National Center for Research in Vocational Education and the Commission on Testing and Public Policy. I would like to thank Peter Mueser, Richard Murnane and James Rosenbaum for helpful comments on earlier versions of the paper. This paper has not undergone formal review or approval of the faculty of the ILR school. It is intended to make results of Center research available to others interested in human resource management in preliminary form to encourage discussion and suggestions.

This project was funded under Purchase Order No. 99-9-4755-75-007-04 from the U.S. Department of Labor, Commission on Workforce Quality and Labor Market Efficiency. Opinions stated in this document do not necessarily represent the official position or policy of the U.S. Department of Labor, Commission on Workforce Quality and Labor Market Efficiency.

1. INCENTIVES FOR LEARNING: WHY AMERICAN HIGH SCHOOL STUDENTS  
COMPARE SO POORLY TO THEIR COUNTERPARTS OVERSEAS

John H. Bishop  
Cornell University

The scientific and mathematical competence of American high school students is generally recognized to be very low. The National Assessment of Educational Progress (NAEP) reports that only 7.5 percent of 17 year old students can "integrate specialized scientific information" (NAEP 1989 p. 56) and 6.4 percent "demonstrated the capacity to apply mathematical operations in a variety of problem settings." (NAEP 1988b p. 42)

There is a large gap between the science and math competence of young Americans and their counterparts overseas. In the 1960s, the low ranking of American high school students in such comparisons was attributed to the fact that the test was administered to a larger proportion of American than European and Japanese youth. This is no longer the case. Figures 1 to 4 plot the scores in Algebra, Biology, Chemistry and Physics against proportion of the 18-year old population in the types of courses to which the international test was administered. In the Second International Math Study, the universe from which the American sample was drawn consisted of high school seniors taking a college preparatory math course. This group represents 13 percent of the age cohort, a proportion that is roughly comparable to the 12 percent of Japanese youth who were in their sample frame and is considerably smaller than the 19 percent of youth in the Canadian province of Ontario and the 50 percent of Hungarians who took the test.

In Algebra, the mean score for this very select group of American students was about equal to the mean score of the much larger group of Hungarians and substantially below the Canadian achievement level (McKnight et al., 1987).

The findings of the Second International Science Study are even more dismal. For example, the 25 percent of Canadian 18-year olds taking chemistry know just as much chemistry as the very select 1 percent of Americans high school seniors taking their second chemistry course (most of whom are in "Advanced Placement"). The 28 percent taking biology know much more than the 6 percent of American 17-18 year olds who are taking their second biology course (International Association for the Evaluation of Educational Achievement, 1988).

The poor performance of American students is sometimes blamed on the nation's "diversity". Many affluent parents apparently believe that their children are doing acceptably by international standards. This is not the case. In Stevenson, Lee and Stigler's (1986) study of 5th grade math achievement, the best of the 20 classrooms sampled in Minneapolis was outstripped by every single classroom studied in Sendai, Japan and by 19 of the 20 classrooms studied in Taipei, Taiwan. The nation's top high school students rank far behind much less elite samples of students in other countries. In math and science the gap between Japanese high school students and their white American counterparts is more than twice the size of the two to three grade level equivalent gap between blacks and whites in the U.S. The learning deficit is pervasive.

The costs in terms of competitiveness and living standards of these educational deficits is very large. Bishop (1989) applied a

growth accounting methodology to a related issue -- the cost of the test score decline -- and using conservative assumptions calculated the resulting reduction in Gross National Product (GNP) to be \$86 billion in 1987 projected in real terms to double by the year 2000. The test score decline between 1967 and 1980 was only 1.25 grade level equivalents on average across all academic subjects; the deficit with respect to Japan in math and science (the only two subjects for which there are recent international comparisons) is more than 4 U.S. grade level equivalents at the end of high school. Analysis of the National Longitudinal Study (NLS) Youth Cohort data on wages and earnings and General Achievement Test Battery (GATB) revalidation data and military data on the association between tests and job performance has found that mathematical competencies are better predictors of job performance and wages than verbal competencies in the great bulk of blue collar and clerical jobs (Bishop 1987b, 1988b). If this is the case and the deficit is not substantially made up in college, extrapolations from the test score decline study would imply that the educational deficit could on its own produce a productivity differential between Japan and the United States of more than 10 percent.

This paper examines the causes of this learning deficit and then recommends policy measures for remedying the problems identified. Section 1 presents evidence that American students devote considerably less time and energy to learning in high school than their counterparts abroad. Section 2 attributes the differences in learning effort to differences across societies in the structure and magnitude of the rewards for academic achievement. It is demonstrated that the U.S.

labor market under-rewards learning achievements in high school and that the failure to signal learning achievements to employers is at the root of the American learning deficit. Section 3 examines the consequences for incentives to learn and the sorting of workers to jobs of the signals that employers base their hiring selections on. Section 4 sets forth a series of policy recommendations designed to improve student incentives to devote time and energy to learning and to strengthen parental incentives to demand that local schools be upgraded. Section 5 discusses the likely impact of these reforms on the employment prospects of under-represented minorities. It is argued that the learning response will be particularly large among minority youth, that improved signaling of academic achievement will stimulate an increase in affirmative action recruiting and minority youth will for the first time be able to compete for attractive primary labor market jobs on the basis of their achievements in high school.

#### I. APATHY: THE PROXIMATE CAUSE OF THE LEARNING DEFICIT

American high school students do poorly in these international comparisons primarily because they devote a lot less time and energy to the task of learning. American students average nearly 20 absences a year; Japanese students only 3 a year (Berlin and Sum 1988). School years are longer in Europe and Japan. Forty-five percent of Japanese junior high school students attend Juku, private schools which provide tutoring in academic subjects (Leestma 1987). Thomas Rohlen has estimated that Japanese high school graduates average the equivalent of four more years in a classroom and studying than American graduates.

Studies of time use and time-on-task show that American students actively engage in a learning activity for only about half the time they are in high school. A study of schools in Chicago found that public schools with high-achieving students averaged about 75 percent of class time for actual instruction; for schools with low achieving students, the average was 51 percent of class time (Frederick, 1977). Other studies have found that for reading and math instruction the average engagement rate is about 75 percent (Fischer et al., 1978; Goodlad, 1983; Klein, Tyle, and Wright, 1979). Overall, Frederick, Walberg and Rasher (1979) estimated 46.5 percent of the potential learning time was lost due to absence, lateness, and inattention.

In the High School and Beyond Survey students reported spending an average of 3.5 hours per week on homework. When homework is added to engaged time at school, the total time devoted to study, instruction, and practice is only 18-22 hours per week -- between 15 and 20 percent of the student's waking hours during the school year. By way of comparison, the typical senior spent 10 hours per week in a part-time job and about 24 hours per week watching television (A. C. Nielsen unpublished data). Thus, TV occupies as much time as learning. Students in other nations spend much less time watching TV: 60 percent less in Switzerland and 44 percent less in Canada (Organization of Economic Cooperation and Development, Table 18.1, 1986). Japanese 5th graders spend 32.6 hours a week involved in academic activities while American youngsters devote only 19.6 hours to their studies (Stevenson, Lee and Stigler 1986). Science and mathematics deficits are particularly severe because most students do not take rigorous colleg:



preparatory courses in these subjects. The high school graduating class of 1982 took an average of only .43 credits of Algebra II, .31 credits of more advanced mathematics courses, .40 credits of chemistry and .19 credits of physics (Meyer 1988 Table A.2).

Even more important than the time devoted to learning is the intensity of the student's involvement in the process. At the completion of his study of American high schools, TheodoreSizer (1984) characterized students as, "All too often docile, compliant, and without initiative.(p. 54)" John Goodlad (1983) described: "a general picture of considerable passivity among students...(p. 113)". The high school teachers surveyed by Goodlad ranked "lack of student interest" and "lack of parental interest" as the two most important problems in education.

The student's lack of interest makes it difficult for teachers to be demanding. Sizer's description of Ms. Shiffe's class, illustrates what sometimes happens:

Even while the names of living things poured out of Shiffe's lecture, no one was taking notes. She wanted the students to know these names. They did not want to know them and were not going to learn them. Apparently no outside threat--flunking, for example--affected the students. Shiffe did her thing, the students chattered on, even in the presence of a visitor....Their common front of uninterest probably made examinations moot. Shiffe could not flunk them all, and, if their performance was uniformly shoddy, she would have to pass them all. Her desperation was as obvious as the students cruelty toward her.(p. 157-158)

How does a teacher avoid this treatment? Sizer's description of Mr. Brody's class provides one example.

He signaled to the students what the minima, the few questions for a test, were; all tenth and eleventh-graders could master these with absurdly little difficulty. The youngsters picked up the signal and kept their part of the bargain by being friendly and orderly. They did not push Brody, and he did not push them. The classroom was tranquil and bland. By my watch, over a third of the time was spent on matters other than history, and two-thirds



of the classes ostensibly devoted to the subject were undemanding. Brody and his class had agreement, all right, agreement that reduced the efforts of both students and teacher to an irreducible and pathetic minimum. (p. 156)

Some teachers are able to overcome the obstacles and induce their students to undertake tough learning tasks. But for most, the student's lassitude is demoralizing. Everyone in the system recognizes the problem, but each group fixes blame on someone else. As one of my students put it:

As it stands now, there is an unending, ever increasing cyclic problem. Teacher and administrator disinterest, apathy, and their lack of dedication results in students becoming even more unmotivated and docile, which in turn allows teachers to be less interested and dedicated. If students don't care, why should teachers? If teachers don't care, why should the students? (Krista, 1987)

Yes, it is a classic chicken versus egg problem. Teachers are assigned responsibility for setting high standards but we do not give them any of the tools that might be effective for inducing student observance of the academic goals of the classroom. They finally must rely on the force of their own personalities. All too often teachers compromise academic demands because the bulk of the class sees no need to accept them as reasonable and legitimate.

#### The Apathy of Parents and School Boards

The second major reason for the low levels of achievement by American students is parental and school board apathy. Japanese families allocate 10 percent of the family's income to educational expenses; American families only 2 percent. If American parents were truly dissatisfied with the performance of their local public schools,

they would send their children to tuition financed schools offering an enriched and rigorous curriculum and tutoring after school would be as common as it is in Japan. Most parents who send their children to private schools appear to be attracted by their stricter discipline and religious education not more rigorous academics and better qualified teachers. Private school students do not learn at an appreciably faster rate than public school students (Cain and Goldberger 1983).

A comparative study of primary education in Taiwan, Japan and United States found that even though American children are far behind Taiwanese and Japanese children in mathematics capability, American mothers are much more pleased with the performance of their local schools than Taiwanese and Japanese mothers. When asked "How good a job would you say \_\_\_'s school is doing this year educating\_\_\_", 91 percent of American mothers responded "excellent" or "good" while only 42 percent of Taiwanese and 39 percent of Japanese parents were this positive (Stevenson 1983). Clearly, American parents hold their children and their schools to lower academic standards than Japanese and Taiwanese -- as well as European -- parents.

## II. INCENTIVES: THE REAL CAUSE OF THE LEARNING DEFICIT

### Incentives for Effort and Learning in High School

The fundamental cause of student and parental apathy is the absence of good signals of effort and learning in high school and a consequent lack of rewards for effort and learning. Signals of learning like years of schooling are handsomely rewarded. In 1987 25 to 34 year old male (female) college graduates working full time full year earned

41 (48) percent more than comparable high school graduates and high school graduates earned 21 (23) percent more than high school dropouts. Schooling also reduces the risk of unemployment. These rewards have significant effects on student enrollment decisions. When the payoff to a college degree for white males fell in the early 1970s, the college attendance rates of white males fell substantially (Freeman 1976b). When the payoff to college rose again during the late 1970s and 1980s, male college attendance rates rose as well. Years of schooling is only a partial measure of learning accomplishment, however.

In contrast to years spent in school, the effort devoted to learning in high school and the actual competencies developed in high school are generally not well signaled to colleges and employers. Consequently, while students are generously rewarded for staying in school, the students who do not aspire to attend selective colleges benefit very little from working hard while in high school. The lack of incentives for effort and learning accomplishment is a consequence of three phenomena:

- \* The labor market fails to reward effort and achievement in high school.
- \* The peer group actively discourages academic effort.
- \* Admission to selective colleges is not based on an absolute or external standard of achievement in high school subjects. It is based instead on aptitude tests which do not assess the high school curriculum and on such measures of student performance such as class rank and grade point averages, which are defined relative to classmates' performances not relative to an external standard.

## 2.1 The Absence of Major Economic Rewards for Effort in High School

Students who plan to look for a job immediately after high school typically spend less time on their studies than those who plan to attend college. In large part, most see very little connection between how much they learn and their future success in the labor market. Less than a quarter of 10th graders believe that geometry, trigonometry, biology, chemistry and physics are needed to qualify for their first choice occupation (NLS, 1988). Statistical studies of the youth labor market confirm their skepticism about the benefits of taking tough courses and studying hard:

- ° Employers rank "reading, writing, math and reasoning ability" number 5 on a list of 6 abilities they look for when hiring (Survey of the National Federation of Independent Business [NFIB] membership).<sup>2</sup>
- ° For students seeking part-time employment while attending high school, grades and performance on academic achievement/aptitude tests have essentially no impact on labor market success. They have -
  - no effect on the chances of finding work when one is seeking it during high school, and
  - no effect on the wage rate of the jobs obtained while in high school (Hotchkiss, Bishop & Gardner, 1982).
- ° As one can see in Table 1, for those who do not go to college full-time, high school grades and test scores had -
  - no effect on the wage rate of the jobs obtained immediately after high school in Kang and Bishop's (1984) analysis of High School and Beyond seniors and only a 1 to 4.7 percent increase in wages per standard deviation improvement in test scores and grade point average in Meyer's (1982) analysis of Class of 1972 data.
  - a moderate effect on wage rates and earnings after 4 or 5 years [Gardner (1982) found an effect of 4.8 percent per standard deviation of achievement and Meyer (1982) found an effect of 4.3 to 6.0 percent per standard deviation of achievement],
  - a small negative effect on the risk of unemployment immediately after high school.

Results of an analysis of the Youth Cohort of the National Longitudinal Survey are summarized in figures 5 and 6 (Bishop, 1988). It was found that during the first 8 years after leaving high school, young men received no rewards from the labor market for developing competence in science, language arts and mathematical reasoning. The only competencies that were rewarded were speed in doing simple computations (something that calculators do better than people) and technical competence (knowledge of mechanical principles, electronics, automobiles and shop tools). For the non-college bound female, there were both wage rate and earnings benefits to learning advanced mathematics but no benefits to developing competence in science or the technical arena. Competence in language arts did not raise wage rates but it did reduce the incidence of unemployment. The payoff to science, language arts and mathematical reasoning competency was higher for female college graduates than for female high school graduates. For both males and females, age increased the payoff to computational speed but had no effect on the payoff to the verbal, scientific and mathematical reasoning competencies.

The long delay before labor market rewards are received is important because most teenagers are short sighted and liquidity constrained, so benefits promised for 10 years in the future may have little influence on their decisions

Although the economic benefits of higher achievement to the employee are quite modest and do not appear until long after graduation, the benefits to the employer (and therefore, to national production) are immediately realized in higher productivity. Over the last 80 years, industrial psychologists have conducted hundreds of studies, involving hundreds of thousands of workers, on the relationship between productivity in particular jobs and various predictors of that productivity. They have found that scores on tests measuring competence in reading, mathematics, science and problem solving are strongly related to productivity in almost all of the civilian jobs studied (Ghiselli 1973; Hunter 1983).<sup>3</sup> Studies conducted by the military similarly find that scientific, technical and mathematical reasoning

competencies have large effects on both paper and pencil measures of job knowledge and hands-on measures of job performance (Hunter, Crosson and Friedman 1985). A recent study of Marine recruits found, for example, that holding a battery of other tests constant that a one standard deviation increase in two mathematical reasoning subtests increased a work sample measure of job performance by .183 standard deviation (SD) in skilled technical jobs, .24 SD in skilled electronic jobs, .34 SD in general maintenance jobs, .447 SD in clerical jobs, .22 SD for missile battery operators and food service jobs and .416 SD in field artillery jobs. Verbal and science subtests also had significant effects on job performance. Holding other tests constant, a standard deviation increase on four subtests measuring mechanical and technical knowledge resulted in a job performance gain of .415 SD in skilled technical jobs, of .475 SD in skilled electronics jobs, of .316 SD in general maintenance jobs, .473 SD in mechanical maintenance jobs, of .450 SD for missile battery operators and food service workers, of .345 SD in combat occupations and .270 SD in field artillery (Bishop 1988b).

Figure 7 compares the percentage effect of mathematical and verbal achievement (specifically a difference of three grade level equivalents in test scores or .7 Grade Point Average (GPA) points (on a 4 point scale) on the productivity of a clerical worker, on wages of male clerical workers (Taubman & Wales, 1975), and on the wages of young women who have not gone to college (Kang & Bishop, 1984; Meyer, 1982). Productivity clearly increases much more than wage rates.<sup>4</sup> Apparently, when a non-college-bound student works hard in school and improves his or her competence in language arts, science and mathematical reasoning,

the youth's employer reaps much of the benefit. The youth is more likely to find a job, but not one with an appreciably higher wage.

Reasons for the Discrepancy between Wage Rates  
and Productivity on the Job

Why doesn't competition between employers result in much higher wages for those who achieve more in high school? The lack of objective information available to employers on applicant accomplishments, skills, and productivity explains much. Tests are available for measuring competency in reading, writing, mathematics, science, and problem solving, but Equal Employment Opportunity Commission (EEOC) guidelines resulted in a drastic reduction in their use after 1971. A 1987 survey of a stratified random sample of small- and medium-sized employers who were members of the National Federation of Independent Business [NFIB] found that aptitude test scores had been obtained in only 2.9 percent of the hiring decisions studied.

Other potential sources of information on effort and achievement in high school are transcripts and referrals from teachers who know the applicant. Both are under-used. In the NFIB survey, transcripts had been obtained prior to the selection decision for only 14.2 percent of the high school graduates hired. If a student or graduate has given written permission for a transcript to be sent to an employer, the Buckley amendment obligates the school to respond. Many high schools are not, however, responding to such requests. The experience of Nationwide Insurance, headquartered in Columbus Ohio, is probably representative. The company obtains permission to get high school records from all young people who interview for a job. It sent over



1,200 signed requests to high schools in 1982 and received only 93 responses. The company reported that colleges were more responsive. Most high schools have apparently designed their systems for responding to requests for transcripts around the needs of college-bound students rather than the students who seek jobs immediately after graduating.

There is an additional barrier to the use of high school transcripts in selecting new employees -- when high schools do respond, it takes a great deal of time. For Nationwide Insurance the response almost invariably took more than 2 weeks. Given this time lag, if employers required transcripts prior to making hiring selections, a job offer could not be made until a month or so after an application had been received. Most jobs are filled much more rapidly than that.

The only information about school experiences requested by most employers is years of schooling, diplomas and certificates obtained, and area of specialization. Only 15 percent of the NFIB employers asked applicants with 12 years of schooling to report their grade point average. The lack of questions about school performance on the job application does not reflect an employer belief that school performance is a poor predictor of job performance. When employers have grade point average information, it has a major effect on the ratings employers assign to job applicants in policy capturing experiments (Hollenbeck and Smith, 1984). The absence of questions about grades from most job applications probably reflects the low reliability of self reported data, the difficulties of verifying it, and the fear of Equal Employment Opportunity (EEO) challenges to such questions.

Hiring on the basis of recommendations by high school teachers is also uncommon. In the NFIB survey, when a high school graduate was hired, the new hire had been referred or recommended by vocational teachers only in 5.2 percent of the cases and referred by someone else in the high school in only 2.7 percent.

Clearly, hiring selections and starting wage rates often do not reflect the competencies and abilities students have developed in school. Instead, hiring decisions are based on observable characteristics (such as years of schooling and field of study) that serve as signals for the competencies the employer cannot observe directly. A study of how individual wage rates varied with initial job performance found that when people hired for the same or very similar jobs are compared, someone who is 20 percent more productive than average is typically paid only 1.6 percent more. After a year at a firm, better producers received only a 4 percent higher wage at nonunion firms with about 20 employees, and they had no wage advantage at unionized establishments with more than 100 employees or at nonunion establishments with more than 400 employees (Bishop 1987a).

Employers have good reasons for not varying the wage rates of their employees in proportion to their perceived job performance. All feasible measures of individual productivity are unreliable and unstable. In most cases measurement must be subjective. Workers are risk averse and reluctant to accept jobs in which the judgement of one supervisor can result in a large wage decline in the second year on the job (Hashimoto and Yu 1980; Stiglitz 1974). Most productivity differentials are specific to the firm, and this reduces the risk that

not paying a particularly productive worker a comparably higher salary will result in him going elsewhere (Bishop 1987a). Pay that is highly contingent on performance can also weaken cooperation and generate incentives to sabotage others (Lazear 1986). Finally, in unionized settings, the union's opposition to merit pay will often be decisive.

Despite their higher productivity, young workers who have achieved in high school do not receive appreciably higher wage rates after high school. The student who works hard must wait many years to reap rewards, and even then the magnitude of the wage and earnings effect -- a 1 to 2 percent increase in earnings per grade level equivalent on achievement tests -- is hardly much of an incentive. It is considerably smaller than the actual gain in productivity that results.

## 2.2 The Zero-Sum Nature of Academic Competition in High School

The second root cause of high school students' poor motivation is peer pressure against studying hard. The primary reason for peer pressure against studying is that pursuing academic success forces students into a zero-sum competition with their classmates. Their achievement is not being measured against an absolute, external standard. In contrast to scout merit badges, for example, where recognition is given for achieving a fixed standard of competence, the schools' measures of achievement assess performance relative to fellow students through grades and class rank. When students try hard to excel, they set themselves apart, cause rivalries and may make things worse for friends. When we set up a zero-sum competition among close friends, we should not be surprised when they decide not to compete.

All work groups have ways of sanctioning "rate busters." High school students call them "brain geeks," "grade grubbers," and "brown nosers."

Young people are not lazy. In their jobs after school and on the football field, they work very hard. In these environments they are part of a team where individual efforts are visible and appreciated by teammates. Competition and rivalry are not absent, but they are offset by shared goals, shared successes and external measures of achievement (i.e., satisfied customers or winning the game). On the sports field, there is no greater sin than giving up, even when the score is hopelessly one sided. On the job, tasks not done by one worker will generally have to be completed by another. In too many high schools, when it comes to academics, a student's success is purely personal.

The second reason for peer norms against studying is that most students perceive the chance of receiving recognition for an academic achievement to be so slim they have given up trying. At most high school awards ceremonies, the academic recognition goes to only a few -- those at the very top of the class. By 9th grade, most students are already so far behind the leaders, that they know they have no chance of being perceived as academically successful. Their reaction is often to dismiss the students who take learning seriously and to honor other forms of achievement -- athletics, dating, holding their liquor, and being "cool" -- which offer them better chances of success.

### 2.3 Incentives to Upgrade Local Schools

The lack of external standards for judging academic achievement and the resulting zero-sum nature of academic competition in the school

also influences parents, school boards, and local school administrators. Parents can see that setting higher academic standards or hiring better teachers will not on average improve their child's rank in class or GPA. The Scholastic Aptitude Test (SAT) does not assess knowledge and understanding of science, history, social science, trigonometry, statistics and calculus or the ability to write an essay. Consequently, improving the teaching of these subjects at the local high school will have only minor effects on how my child does on the SAT, so why worry about standards? In any case, doing well on the SAT matters only for those who aspire to attend a selective college. Most students plan to attend open entry public colleges which admit all high school graduates from the state with the requisite courses. Scholarships are awarded on the basis of financial need, not academic merit.

The parents of children not planning to go to college have an even weaker incentive to demand high standards at the local high school. They believe that what counts in the labor market is getting the diploma, not learning algebra. They can see that learning more will be of only modest benefit to their child's future, and that higher standards might put at risk what is really important -- the diploma.

Only when educational outcomes are aggregated, at the state or national levels, do the real costs of mediocre schools become apparent. The whole community loses because the work force is less efficient, and it becomes difficult to attract new industry. Competitiveness deteriorates and the nation's standard of living declines. This is precisely why employers, governors, and state legislatures have been the energizing force of school reform. State governments, however, are far

removed from the classroom, and the instruments available to them for inducing improvements in quality and standards are limited.

The number of academic courses required for graduation has been increased but research shows that learning gains in math, science, social studies and English are a function of the rigor not the number of courses taken (Bishop 1985). States do not have effective control of the standards and expectations that prevail in the classroom. Even in New York State where state administered examinations give the Board of Regents a great deal of power over what is taught, taking Regents courses is voluntary and the use of Regents exam scores as grades is at the option of the teacher and the local school board.

State aid can be increased but econometric studies of local school expenditures suggest that only a portion of such increases result in permanent increases in local school spending. The rest ends up slowing the rate of increase of property taxes.

A consensus appears to have emerged that the first wave of top-down reforms had only modest effects and that a new wave of bottom-up reform "empowering" teachers and principals is required. A local superintendent admitted to me, however, that without the pressure from the state he was doubtful anything would be done. Reformers are hoping that the publication of comparative data on student performance in different school districts and the threat of state takeover of local school districts will spur principals, teachers and local school boards to upgrade the schools. While publishing performance data has a positive effect, the practice is already wide spread and cannot be expected to produce further major improvements in standards and

outcomes. In our system all the really important decisions -- budget allocations, hiring selections, salary levels, homework assignments, teaching strategies, grading standards, course offerings, pupil assignments to courses and programs, disciplinary policies, etc. -- are made by classroom teachers and school administrators who are responding to local political pressures. If the parents voting in school board elections, do not believe that a more rigorous math and science curriculum will help their children get a better job or into the college of their choice, state mandates designed to raise standards in these courses will have no lasting effect.

#### 2.4 Incentives to Learn in Other Nations

The tendency not to reward effort and learning in high school appears to be a peculiarly American phenomenon. Marks in school are the major determinant of who gets the most preferred apprenticeships in Germany. In Canada, Australia, Japan, and Europe, educational systems administer achievement exams which are closely tied to the curriculum. Performance on these exams is the primary determinant of admission to a university and to a field of study. Job applicants typically include their exam grades on their resumes. Two examples of resumes used by Irish secondary school graduates applying for clerical and blue collar jobs are attached as Exhibit 1 and 2. Good grades on the toughest exams -- physics, chemistry, advanced mathematics -- carry particular weight with employers and universities.

In Japan, clerical, service and blue collar jobs at the best firms are available only to those who are recommended by their high school.



The most prestigious firms have long term arrangements with particular high schools to which they delegate the responsibility of selecting the new hire(s) for the firm. The criteria by which the high school is to make its selection is, by mutual agreement, grades and exam results. In addition, most employers administer their own battery of selection tests prior to hiring. The number of graduates that a high school is able to place in this way depends on its reputation and the company's past experience with graduates from the school. Schools know that they must be forthright in their recommendations because if they fail just once to make an honest recommendation, the relationship will be lost and their students will no longer be able to get jobs at that firm (Rosenbaum and Kariya 1987).

Parents in these countries know that a child's future depends critically on how much is learned in secondary school. In many countries the options for upper secondary schooling depend primarily on the child's performance in lower secondary school, not on where the parents can afford to live as in the U.S. Since the reputation of the high school is so important, the competitive pressure often reaches down into junior high school. National exams are the yardstick, so achievement tends to be measured relative to everyone else's in the nation and not just relative to the child's classmates. As a result, parents in most other Western nations demand more and get more from their local schools than we do and yet, nevertheless, are more dissatisfied with their schools than American parents.

Japanese teenagers work extremely hard in high school, but once they enter college, many stop working. For students in non-technical

fields a country club atmosphere prevails. The reason for the change in behavior is that when employers hire graduates with non-technical majors, they base their selections on the reputation of the university and a long series of interviews and not on teacher recommendations or other measures of academic achievement at the university. Students in engineering and other technical programs work much harder than their liberal arts counterparts largely because job opportunities depend entirely on the recommendation of their major professor. Studying hard is not a national character trait, it is a response to the way Japanese society rewards academic achievement.

American students, in contrast, work much harder in college than in high school. This change is due, in part, to the fact that academic achievement in college has important effects on labor market success. When higher level jobs requiring a bachelors or associates degree are being filled, employers pay more attention to grades and teacher recommendations than when they hire high school graduates. The NFIB survey found that when college graduates were hired, 26 percent of the employers had reviewed the college transcript before making the selection, 7.8 percent had obtained a recommendation from a major professor and 6.3 percent had obtained a recommendation from a professor outside of the graduates major or from the colleges's placement office.

### III. EMPLOYER SELECTION CRITERIA: IS THERE A TRADEOFF BETWEEN SORTING EFFICIENCY AND INCENTIVES TO LEARN?

The lack of true engagement in learning and the apathy of local political systems regarding the quality of local schools is to an

important degree a consequence of the failure of employers to reward students for real learning achievements. The solution is for employers (particularly those with attractive jobs) to use academic achievement as an important selection criterion when hiring recent high school graduates. Academic achievement is not directly observable, however, so employers must base their decisions on imperfect signals of true achievement. The incentive effects of employer hiring behavior depend on which signals they choose to use. The sorting of workers to jobs will also depend on this choice. Thus the choice of a signal of academic achievement has efficiency and distributional effects as well as incentive effects and all need examination. In this section we investigate whether there is a tradeoff between the goal of generating incentives to learn and the efficient sorting of workers to jobs? The discussion of the distributional consequences of making academic achievement a more important factor in hiring selections is postponed to the final section of the paper.

Sorting-efficiency will tend to be maximized when separate competencies are measured and employers select workers with the particular combination of competencies that are needed in its jobs. In other words, selection/classification protocols should attempt to assign workers to occupations in which they have a comparative advantage. Measures of academic achievement should be used but they should supplement not displace consideration of other predictors of job performance and longevity such as relevant training and experience. If most of the people hired into an entry job move up to other more

responsible positions, the criteria applied at the port of entry needs to take the higher level jobs into account.

The analysis presented in the first part of the paper implies that student incentives to learn and parental incentives to demand a quality education are maximized when the following are true: (1) significant economic rewards depend directly and visibly on academic accomplishments, (2) the accomplishment is defined relative to an externally imposed standard of achievement and not relative to one's classmates, (3) the reward is received quickly, (4) everyone, including those who begin high school with serious academic deficiencies, has an achievable goal which will generate a significant reward and (5) progress toward the goal can be monitored by the student, parents and teachers.

We will see shortly that it is not easy to design a system of signaling and certifying academic achievement which satisfies all of these requirements. Consequently, it will generally be desirable to use more than one signal of academic achievement and to use different signals when selecting for different jobs. Let us examine the alternatives.

#### Diplomas:

High school diplomas and college degrees are effective devices for generating incentives to enroll in school. The standard diploma does not, however, generate incentives to attend regularly or to study hard. Establishing a minimum competency level for receiving a high school diploma only slightly improves incentives. Some students arrive in high

school so far behind and the consequences of not getting a diploma are so severe, that minimum competency standards are not set very high (and cannot in good conscience be set too high given the constraints on the system). Once they satisfy the minimum, many students stop putting effort into their academic courses.

Schooling is a valid predictor of job performance but to a great degree its validity derives from its correlation with test scores. The evidence on its incremental contribution to validity, once test scores are controlled, is more mixed. An analysis of GATB revalidation data by Bishop (1987b) found very weak effects of schooling but this is probably an artifact of the selection biases (Mueser and Maloney 1988). Selection into the military is based explicitly on the test scores and high school graduation, not on unobservables as in the civilian sector. Since selection is based on X variables, selection effects can be corrected for (Dunbar and Linn 1986). Analysis of military data finds that high school graduation has its own unique impacts when test scores are controlled. Weiss's (1985) study of Western Electric employees found that completing high school is a valid predictor of low absenteeism and low turnover but not job performance. Thus even when studies find that graduating from high school has little effect on job performance, it appears to effect retention. Consequently, from a sorting-efficiency point of view, the high school diploma belongs on the list of credentials considered by employers even when test scores are available.

### Competency Profiles:

Competency profiles are check lists of competencies that a student has developed through study and practice. The ratings of competence that appear on a competency profile are relative to an absolute standard, not relative to other students in the class. Zero-sum competition between classmates is forestalled by such a system of evaluation.

Vocational educators have found that competency profiles greatly enhance the effectiveness of competency-based vocational education. The approach is just as applicable to academic courses as it is to vocational courses. Upon graduation, the competency profile is often encased in plastic and serves as a credential certifying occupational competencies. If the ratings by teachers (and the sponsoring employers of cooperative education students) are reliable indicators of competence, employers will find this information valuable, and the students who build a good record will be rewarded. I am not aware of any research on the validity of locally developed competency profiles.

### Hiring Based on Grades in High School:

Using grades to select new hires results in a very visible dependence of labor market outcomes on an indicator of academic accomplishment. There are, however, two disadvantages. It results in zero-sum competition between classmates and consequently contributes to peer pressure against studying and parental apathy about the quality of teaching and the rigor of the curriculum. The second problem is that it induces students to select easy courses and thus tends to cause grade

inflation. These problems can be mitigated somewhat if employers take the rigor of courses into account when evaluating grades, give preference to schools with tough grading standards, and vary the number hired from particular schools in response to the actual job performance of past hires from that school. From the sorting point of view, the disadvantage of high school GPA is that it has low validity when there are no adjustments made for grading standards and it is difficult for employers to make such adjustments.<sup>5</sup>

#### Job Tryout and Promotions Based on Performance:

From the point of view of motivating students to study, the problem with job tryout and performance reward systems is that the dependence of labor market outcomes on academic achievements is both invisible and considerably delayed.

From the efficiency point of view, the disadvantages of job tryout are the costs of training workers who end up being fired, its unpopularity with workers who will spend months unemployed if they are fired, and its potential for generating grievances. Performance evaluations are known to be unreliable, and this makes workers reluctant to take jobs in which next year's pay is highly contingent on one supervisor's opinion. Pay that is highly contingent on performance can also weaken cooperation and generate incentives to sabotage others. The benefits of performance reward systems are that they motivate better performance, they tend to attract high performers to the firm, and they tend to induce the high performers to stay at the firm. When these factors are balanced, it appears that most workers and employers choose



compensation schemes in which differentials in relative productivity result in relatively small wage differentials (Bishop 1987a).

#### Job Knowledge Tests:

From the point of view of learning incentives, the disadvantage of job knowledge tests is that they generate no incentives to study history and literature and generate incentives to study math and science only occasionally (i.e., when the student expects to seek a technical job and the job knowledge tests for these jobs contain math and science questions relevant to the job). They may also induce students to overspecialize in school. If at some point in their career a job in the field for which they prepared is not available, they are left high and dry.

From the point of view of sorting efficiency, job knowledge tests have much to recommend them for they maximize classification efficiency. They are particularly appropriate if applicants vary in their knowledge and background in the occupation, and training costs are substantial. If new hires are likely to be quickly promoted into higher level jobs, the job knowledge test should also cover the skills required in these jobs. Job knowledge tests are less useful when none of the applicants has experience in the field and training costs are low.

#### IQ Tests:

Students, parents and teachers view IQ tests as measuring something that schools do not teach. Even though this public perception is not entirely correct, the perception is not likely to change in the near future, so hiring on the basis of IQ tests fails requirement # 1.

Students will not see the connection between how hard they study and higher IQ scores.

General Aptitude Test Battery (GATB):

The cognitive subtests of the current GATB measure only a limited number of very basic skills -- vocabulary, reading, arithmetic computation and reasoning. There are no sub-tests measuring achievement in most of the subjects in the standard high school curriculum -- science, social science, algebra, high school geometry or trigonometry. Greater use of the GATB to make hiring selections would strengthen incentives to learn arithmetic and English but would not strengthen incentives to study other high school subjects. Consequently, hiring on the basis of the GATB fails requirement # 1.

On the other hand, a large body of research suggests that the cognitive subtests of the GATB are valid predictors of job performance in many private sector jobs (Hunter 1983), that it is valid for both minority and majority populations, and not biased against minorities (Schmidt 1988). This research implies that it is in the private interest of individual companies to use these tests for selection. The social benefit of greater test use depends on whether the abilities measured by the tests have larger impacts on worker productivity in dollars in some occupations than in others and whether greater test use would improve the allocation of workers across occupations and jobs. Since the cognitive competencies measured by the GATB do have significantly larger payoffs in plant operator, technical and craft jobs than in operative, service and sales clerk jobs (Hunter 1983; Hunter,

Schmidt and Judiesch 1988; Bishop 1988a), reassigning workers who do well on a test to occupations where the payoff to the talent is particularly high will increase aggregate output. Bishop (1988a) has estimated the magnitude of the output effect by reweighting the 31,399 individuals in the GATB revalidation data to be representative of the 71 million workers in the non-professional and non-managerial occupations, and then simulating a resorting of workers. Reassigning workers on the basis of occupational work experience and three GATB composites -- basic mathematical and verbal skills, perceptual speed, and psychomotor ability -- raises total output by 6.9 percent of labor compensation, all but eliminates gender segregation in the work place and substantially improves the wage levels of jobs held by women, but has adverse impacts on blacks and Hispanics. As discussed in the paper, the simulation probably overstates the effect of greater test use so the true effect is more likely to be about 2 or 3 percent of compensation or between \$60 and \$90 billion per year. Thus, the sorting benefits of greater use of the GATB in selection decisions are quite substantial. We will see shortly, however, that other selection methods -- broad spectrum achievement tests and achievement exams assessing the student's mastery of the high school curriculum -- are able to achieve at least as efficient sorting outcomes as the GATB and generate much better incentive effects.

#### Broad Spectrum Achievement Tests:

From the point of view of incentives to study a broad range of academic subjects, broad spectrum achievement tests such as the Armed

Services Vocational Aptitude Battery (ASVAB) are the best of the alternatives reviewed so far. If some of the subtests in the battery include material covered in the standard college-prep high school curriculum such as algebra, statistics, chemistry, physics and computers, the use of such tests for selection would generate parental pressure for an upgraded curriculum and encourage high school students to take more rigorous courses. When many employers use achievement tests to select new employees, everyone who wants a good job faces a strong incentive to study, and those not planning to go to college will find the incentive especially strong. The best paying firms will find they can set higher test-score cutoffs than low paying firms, so the reward for learning will become continuous. Whether one begins 9th grade way behind or way ahead, there will be a benefit on the margin to studying hard for it will improve one's job prospects.

Broad spectrum achievement tests covering science, computers, mechanical principles, economics, business practices, and technology as well as mathematics, reading, and vocabulary, also maximize sorting benefits as well. Test batteries which cover the full spectrum of knowledge and skills taught in high school are more valid predictors of job performance than tests which assess math and verbal skills only. Evidence for this statement comes from examining the relative contributions of various subtests to the total validity of the ASVAB battery. Maier and Grafton's (1981) analysis of the job performance Skill Qualification Tests (SQT) of Marine Corps recruits found, for example, that validity (corrected for restriction of range) was .46 for auto shop information, .50 for mechanical comprehension, .51 for

electronics information, .51 for general science, .50 for word knowledge, .52 for mathematics knowledge, and .51 for arithmetic reasoning. Tests measuring electronics, mechanical, automotive and shop knowledge -- material that is generally studied only in vocational courses -- have high validity. Analyzing this and other military data sets, Hunter, Crosson and Friedman (1985) concluded that the "general cognitive ability" construct that best predicted performance in all military jobs included subtests in general science, electronics information, mechanical comprehension and mathematics knowledge as well as conventional word knowledge and arithmetic reasoning subtests. The addition of these four subtests to the construct increased validity by 11 percent and the proportion of true job performance variance explained in the Maier and Grafton data from .306 to .372 (Hunter, Crosson and Friedman, 1985, Table 19).

Broad spectrum achievement test batteries also improve classification efficiency. The technical subtests of ASVAB are important predictors of hands-on measures of job performance in technical and maintenance jobs but did not contribute to the prediction of performance in clerical jobs. Verbal subtests contributed to clerical performance but did not correlate with performance in many of the other jobs in the study. Tests measuring understanding of statistics, business, economics, marketing and psychology would probably similarly improve the validity of batteries used to select workers for most white collar jobs in the private sector. The conclusion that follows from this analysis is that, on both sorting and incentive

grounds, broad spectrum achievement test batteries are preferable devices for selecting workers than the cognitive subtests of the GATB.

### Performance on Achievement Exams Taken at the End of Secondary School

In Canada, Australia, Japan and most European countries, the educational system administers achievement test batteries (e.g., the 'O' and 'A' Levels in the UK, the Baccalaureate in France) which are closely tied to the curriculum. While the Japanese use a multiple choice exam, all other nations use extended answer examinations in which students write essays and show their work for mathematics problems. Generally, regional or national boards set the exam and oversee the blind grading of the exams by committees of teachers.<sup>6</sup> These are not minimum competency exams. In many subjects the student may choose to take the exams at two different levels of difficulty. Excellence is recognized as well as competence. In France, for example, students who pass the Baccalaureate may receive a "Tres Bien", a "Bien", an "Assez Bien" or just a plain pass. These exams generate credentials which signal academic achievement to all employers and not just the employers who choose to give employment tests. The connection between one's effort in school and performance on these exams is clearly visible to all. Consequently, school sponsored achievement exams like those used in Europe would have much stronger incentive effects than employer administered broad spectrum achievement tests.

This approach to signaling academic achievement has a number of advantages. Because it is centralized and students take the exam only once, job applicants do not have to take a different exam at each firm

they apply to and the quality and comprehensiveness of the test can be much greater. There is no need for multiple versions of the same test and it is much easier to keep the test secure. By retaining control of exam content, educators and the public influence the kinds of academic achievement that are rewarded by the labor market. Societal decisions regarding the curriculum (e.g., all students should read Shakespeare's plays and understand the Constitution) tend to be reinforced by employer hiring decisions. Tests developed solely for employee selection purposes would probably place less emphasis on Shakespeare and the Constitution.

One possible disadvantage of schools administering the achievement exams is that students have fewer chances to demonstrate their competence. If one has an off day, one must typically wait an entire year before the exam can be retaken. With employer administered exams, having an off day is less damaging for one will shortly have a chance to do better at another employer. If desired, however, students may be given the opportunity of taking the exam a second time a few months later. This is what Finland does and retaking the exam is quite common. The once and for all feature is not inevitable, however.

With regard to validity, there is probably little to choose between the two systems. Separate scores are reported for each subject so employers may focus on the tests which have special relevance to their jobs. School administered tests are more reliable measures of achievement because they sample a much larger portion of the student's knowledge of the field (the ASVAB General Science subtest, by contrast, allows the student 11 minutes to do 24 items). They may also be more



valid because they are not limited to the multiple choice format. Thus, even though the topics covered in the school exam are probably less relevant to the firm's jobs, the school exam is probably just as valid a predictor of job performance as a specially designed employment test.

#### IV. POLICY RECOMMENDATIONS

The key to motivation is recognizing and rewarding learning effort and achievement. Individual learning goals should be established which challenge the student to the maximum extent possible and achievement of these goals should be recognized at a school awards ceremony and communicated to the labor market. If employers know who has learned, they will provide the rewards. There must be significant rewards for learning and real consequences for failing to learn. Learning accomplishments need to be described on an absolute scale so that improvements in the quality and rigor of the teaching and greater effort by all students makes everybody better off.

Some might respond to this strategy for achieving excellence by stating a preference for intrinsic over extrinsic motivation of learning. This, however, is a false dichotomy. Nowhere else in our society do we expect people to devote thousands of hours to a difficult task while receiving only intrinsic rewards. Public recognition of achievement and the symbolic and material rewards received by achievers are important generators of intrinsic motivation. They are, in fact, one of the central ways a culture symbolically transmits and promotes its values.

The policy recommendations have been grouped into four categories: school sponsored signals of academic achievement made available to employers, reforming college admissions criteria, greater use of more valid broad based achievement tests for selecting workers and more powerful school administered incentives for academic achievement.

#### 4.1 Improving Measures of Academic Achievement so the Labor Market will Reward Effort in High School

The first best solution to the incentives problem is for the educational system to take on the job of deciding what academic and vocational competencies are to be measured and how they are to be signaled to employers. Schools should provide graduates with certificates or diplomas that certify the students' knowledge and competencies, not just their attendance. Competencies should be defined relative to an absolute standard in the way Scout merit badges are. Different types of competency need to be distinguished and different levels of competency signaled.

#### Instituting Statewide Achievement Examinations

States should adopt statewide tests of competency and knowledge that are specific to the curriculum being taught (e.g., New York State's Regents Examinations) and then give students a competency profile certifying performance on each of these exams which could be used as an aid in searching for jobs. State merit based scholarships should be awarded on the basis of student performance on these achievement exams. Such examinations would offer several benefits.

- ° Better inform students and parents about how well the student is doing and thus help parents work with teachers to improve their children's performance.
- ° Make the relationship between teachers and students more cooperative, with the teacher and students working jointly to prepare the students for the exam.
- ° Strengthen student incentives to learn. Academic achievement would be measured on an absolute scale rather than relative to other students at the school.
- ° Create a database that school boards and parents could use to evaluate the quality of education being provided by their local school.
- ° Enable employers to use scores on these examinations to help improve their selection of new employees. If the uncertainties involved in hiring are reduced, expanding employment will become more profitable, total employment will increase, and recent high school graduates will be better able to compete with more experienced workers.

#### Local Competency Profiles

Another way to motivate students is to give them feedback on their accomplishments through the mechanism of a criterion referenced competency profile. Competency profiles are check lists of competencies that are the goals of instruction. By evaluating students against an absolute standard, the competency profile avoids a negative feedback of one student's effort into another student's grade and encourages students to share their knowledge and teach each other.

A second advantage of the competency profile approach to evaluation is that students can see their progress as new skills are learned and checked off. The skills not yet checked off are the learning goals for the future. Seeing such a check list get filled up is inherently reinforcing.

With a competency profile system, goals can be tailored to the student's interests and capabilities, and progress toward these goals can be monitored and rewarded. Students who have difficulty in their required academic subjects can, nevertheless, take pride in the occupational competencies that they are developing and which are now recognized just as prominently as course grades in academic subjects.

A great many vocational programs currently use competency profiles both to structure instruction and as a system for articulating with the labor market and further training. At present, the profiles assess occupational skills and employability skills but there is no reason why academic competencies could not be included in the profile. Some thought needs to be given to how more generic competencies such as numeracy and writing should be measured, how some standardization can be achieved, and how these profiles can be made more accessible and useful.

Graduation Credentials ("Career Passport", "Competency Portfolio") which Signal the Student's Accomplishments in High School.

The coverage and format of the document should probably be worked out cooperatively by a committee that includes school administrators, employers and other interested parties. Developing and using such a document might be a part of a campaign to enlist commitments from major local employers to hire students as interns (during the summer) and new graduates. Some degree of compactness and standardization is desirable in order to make it easier for employers to use information in their hiring decisions. Students might also be encouraged to develop a portfolio of completed projects -- for example a research report, pictures of a cabinet made in shop class, art work). Employers should

be encouraged to ask to see the portfolio and make a copy of it to attach to the application.

#### Releasing Student Records

The school can help students provide employers with information by developing an equitable and efficient policy for releasing student records. While developing this policy, school officials should keep in mind their dual responsibilities of protecting the student's right to privacy and helping students find a good, suitable job. The student and his or her parents should receive copies (encased in plastic) of transcripts and other records that might be released so that they may make them available to anyone they choose.

Schools can develop a form that would explain to parents and students their rights, as well as the pros and cons of disclosing information. The Buckley Amendment requires that the form specify the purpose of disclosure, which records are to be released, and who is to receive the records. The law allows the student to specify a "class of parties." The class specified could be "all potential employers contacted by the student," which would cut down on the paper work needed. Once the student has filed a request, the school is required by law to comply. Schools can best serve students by handling all inquiries expeditiously and without charge.

#### Credential Data Bank and Employee Locator Service

It may, however, be unrealistic to expect 22,902 high schools to develop efficient systems of maintaining student records and responding

quickly to requests for transcripts. An alternative approach would be to centralize the record keeping and dissemination function in a trusted third party organization. This organization would be easy to regulate and thus everyone could be assured that Buckley amendment privacy mandates are being observed. The student would determine which competencies to have assessed and what types of information to include in his/her competency portfolio. Competency assessments would be offered for a variety of academic subjects and occupational skills. Tests with many alternate forms (or administered by computer based on a large test item bank) would be used so that students could retake the test a month later if desired. Only the highest score would remain in the system. Students would be encouraged to include descriptions of their extracurricular activities, their jobs and any other accomplishments they feel are relevant, and to submit samples of their work such as a research paper, art work or pictures of a project made in metal shop. Files could be updated after leaving high school.

Students would have three different ways of transmitting their competency profile to potential employers. First, they would receive certified copies of their portfolio which they could carry to job interviews or mail to employers. Second, they would be able to call an 800-number and request that their portfolio be sent to specific employers. Thirdly, they could ask to put themselves in an employee locator data bank similar to the student locator services operated by the Educational Testing Service and The College Board. A student seeking a summer or post-graduation job would specify type of work sought and dates of availability. Employers seeking workers could ask

for a print out of the portfolios of all the individuals living near a particular establishment who have expressed interest in that type of job and who pass the employer's competency screens. Student locator services have been heavily used by colleges seeking to recruit minority students and an employee locator service would almost certainly be used in the same way. This will significantly increase the rewards for hard study because the employee locator service is likely to result in a bidding war for the qualified minority students whose portfolios are in the system.

#### 4.2 Reform College Admission Policies

##### Promote Advanced Placement Courses

The Advanced Placement (AP) program is a cooperative educational endeavor which offers course descriptions, examinations and sets of curricular materials in 28 different academic subjects. Students who take these courses and pass the examinations receive college credit for high school work. Expanding and upgrading the AP program should be a center piece of any effort to promote excellence in American secondary education. It clearly meets a felt need for it is growing rapidly. The numbers of students taking AP exams more than doubled between 1983 and 1988. Nevertheless, only 8022 of the 22,902 U.S. high schools participate in the Advanced Placement Program and only 52 AP exams are taken on average in each participating high school. In 1988 only 6.6 percent of the seniors and 3.3 percent of the juniors took an AP exam (The College Board 1988). The nation should set a goal of doubling these percentages by 1991 and quadrupling them by 1995. Acting in



concert, the college presidents of the 200 most selective colleges in the nation should send a letter to the every high school principal in the country (with copy to the school board and local newspaper) urging them to create an AP program or expand the one they have. They should also announce that starting in 1993, students seeking admission to their school should have taken and passed at least one AP course in junior year and be taking more than one AP course their senior year.<sup>7</sup> Students coming with AP credit should be placed in more advanced courses and as soon as possible these more advanced courses should become the normal starting point for college freshman who intend to concentrate in the field.

The federal government can facilitate the growth of the AP program by financing summer institutes for the teachers of AP courses and by offering a \$100 AP Excellence Award (larger if the student is eligible for Pell Grant aid) to every student who gets an "eligible for college credit" score on the exam and a \$150 award for getting a top score. To insure that attending a summer institute is considered a plum, compensation should be generous. In 1988 approximately 42,000 teachers taught AP courses. Rapid expansion of the program will require a yearly increase of 8000 in the stock of teachers teaching AP courses and if half of the increment to the stock were to experience summer institute training for 6 weeks, the cost would be about 28 million dollars. In 1988 286,009 students would have been eligible for an AP excellence award so the program would have cost under 40 million dollars. The purpose of the AP Excellence Award is to honor excellence and encourage students to take AP courses and only secondarily to aid in the finance

of higher education. If a good deal of publicity were attached to these awards, they would have major symbolic effects.

Induce Colleges to Drop the SAT and ACT Tests from their Selection Criteria and Substitute Scores on AP and Regents Type Exams Which Cover the Curriculum Taught in High School

While national tests are necessary, the Scholastic Aptitude Test (SAT) is not the kind of test that is helpful. The SAT suffers from two very serious limitations: the limited range of the achievements that are evaluated and its multiple choice format. The test was designed to be curriculum free. To the extent that it evaluates the students' understanding of material taught in schools, the material it covers is vocabulary and elementary and junior high mathematics. Most of the college preparatory subjects studied in high school -- science, social studies, technology, art, music, computers, trigonometry and statistics -- are completely absent from the test. As a result, it fails to generate incentives to take the more demanding courses or to study hard. The multiple choice format is also a severe limitation. National and provincial exams in Europe are predominantly essay and extended answer examinations. The absence of essays on the SAT and the American College Test (ACT) tests contribute to the poor writing skills of American students. The tests are advertised as ability tests but are in fact achievement tests measuring a very limited range of achievements (Jencks and Crouse 1982). Jencks and Crouse have recommended that either the SAT evaluate a much broader range of achievements or be dropped in favor of AP examinations. Knowledge and understanding of literature, history, technology and science and higher order thinking

skills should all be assessed. These exams should not be limited to a multiple choice format and essays should be required where appropriate. Foreign language exams, for example, should test conversational skills as well as reading and writing. Students taking science courses should be expected to conduct experiments and demonstrate the use of lab equipment.

#### Promote the Development of New Assessment Mechanisms

Linking assessment to the curriculum requires a greater diversity of assessment mechanisms. States should not be prevented from having their own unique curriculum simply because examinations keyed to this curriculum are not available. However, the need for multiple versions and for fairness to minorities make test development very expensive. The federal government should underwrite state consortia and other organizations that seek to develop alternatives to currently available tests and assessment mechanisms. Priority needs to go to developing methods of assessing higher order thinking skills and competencies that cannot be evaluated using a multiple choice format.

While testing organizations would publish and oversee grading of the exams, the subjects covered by the exam and the skills tested would be selected by a committee of teachers and specialists in the field. Examples of groups that might sponsor and direct test development are the National Council of Teachers of Mathematics, associations of private colleges, state boards of education, and textbook publishers. There should be a conscious effort to maximize philosophical and educational diversity in the selection of consortia for funding. The push for

better measures of student learning should not be limited to the academic arena. A similar effort should be made in the vocational area. Consideration should be given to federal subsidies of the administration cost of more costly assessment mechanisms such as essays, judged portfolios, hands-on performance tests and simulations designed to measure higher order thinking skills.

#### 4.3 Greater Use of Improved Employment Tests

If states do not adopt a credentialing system based on statewide achievement testing, employer testing must be allowed so that the labor market will reward effort and learning in high school.

##### Add Subtests Measuring Technical, Scientific and Advanced Mathematical Competency to the General Aptitude Test Battery

The Employment Service's program of validity research for the GATB has made this test one of the few employment tests whose validity (as a predictor of job performance) has been generalized for a great variety of jobs. The content of the GATB was set in the 1940s and there has been little change in the content of the academic subtests since then. The nature of jobs has changed substantially and it is time to rethink the content of the GATB. The ASVAB research discussed earlier indicates that validity would be substantially increased by adding subtests measuring technical, scientific and advanced mathematical knowledge and skills. The Department of Labor should immediately add subtests similar to the technical, mathematical knowledge and science subtests of the ASVAB to the GATB and include these subtests in the composites that are used for recommending clients to civilian jobs that are similar to the

jobs studied in the military. The employment service should also undertake a major study of the validity of the new GATB in the full spectrum of civilian jobs.

The fear of litigation has significantly inhibited testing research outside of government. Companies no longer share the results of their validity studies or allow them to be published (even when the company's name is withheld) for fear of revealing their defense strategy to a potential litigant. As a result, research on tests other than the GATB has been inhibited. The government needs to step into the vacuum it has created and sponsor a major increase in research into the development and validation of improved employment tests.

EEOC Regulations Should Encourage the Use of Broad Spectrum Achievement Test Batteries rather than IQ Tests and the Current GATB

EEOC regulations and case law have in the past required that a very expensive validation study be conducted before a firm can use any test to help select employees (Friedman and Williams 1982). The result has been to greatly diminish the use of tests for employee selection and to substantially reduce the rewards for learning. The Supreme Court's recent opinion in the Watson case appears to open the door for increased use of employment tests (McDowell and Dodge 1988). It appears that employers will be able to justify the use of employment tests without having to undertake costly validity studies in their own firm by citing validity research done for similar jobs in other firms. Since civilian research on test validity has used the GATB almost exclusively, there is a very real danger that most firms will choose to use reading,

vocabulary, and arithmetic reasoning tests that are demonstrably similar to their GATB counterparts. Unfortunately, the verbal and mathematical subtests of the GATB are considerably less valid than tests measuring a broader range of competencies and do not generate incentives for students to study history, algebra, trigonometry, and science.

Courts have in the past required that employers demonstrate that each question on an employment test has a specific application in each job for which it is a proposed selection device. To avoid having to redesign tests for each job, test developers are likely to "dumb" the test down and include only simple questions covering mathematical, scientific and technical principles that are learned in grade school. Litigation costs and the potential liability are enormous, so companies have become extremely cautious about testing. When selecting a test, defensibility in court has become a much more important criterion than maximum validity. Given the uncertainty of whether ASVAB research will be accepted as evidence on the validity of similar tests for civilian jobs, broad spectrum achievement test batteries will probably be judged too risky. A well designed validity study can protect a firm using an unconventional test battery but in most cases the potential benefit of finding a more valid selection method will not outweigh the costs of the study and the greater risks of litigation. If things are left as they are, it will be at minimum a decade before tests measuring competence in algebra, science and the technical arena can be used as general selection devices for craft and other blue collar jobs. Firms need to be given a signal by the EEOC that broad spectrum achievement tests are

acceptable selection devices and in fact preferred over the low level basic skills test that now define aptitude in the GATB.

For employment tests to generate incentives to learn, students, parents and teachers must be aware that local employers are using tests for selection and what kind of material is included on these tests. Unfortunately, the fear of litigation has caused many employers to give only limited publicity to their use of tests. This is another reason why employers need to be told by people in authority that they are acting in the national interest when they seek out and reward those who have high level academic skills.

The Federal Government Should give Greater Weight to Academic Achievement in its own Hiring

The federal government is the largest employer in the country. It should set an example for the private sector by announcing that hence forth it is giving greater weight to academic achievement in high school and college than it has in the past.

The military currently admits recruits on the basis of Armed Forces Qualification Test (AFQT) scores and the high school diploma. The current AFQT is an average of scores on the verbal, arithmetic reasoning and mathematical knowledge subtests of the ASVAB. By adding the general science, electronics knowledge, mechanical comprehension and the auto/shop knowledge tests to the composite which defines the AFQT, the military would simultaneously increase the validity of their selection and improve incentives to study science and technical subjects in high school.



The Office of Personnel Management is designing a biodata form to be used for selecting professional and managerial personnel for the federal government. The current draft of the form asks applicants a number of questions about the grades in high school and college and about class rank. It does not ask about the difficulty level of the courses taken (Office of Personnel Management, 1987). Current plans are to request that transcripts be sent only for a sample of the applicants and to use this data only for checking the accuracy of the information provided. If discrepancies are discovered for people who were hired, the cases will be referred to investigators. The questions are worded in such a way, however, that only the most outrageous of distortions can be proved to be a lie and therefore are grounds for dismissal. The following changes in civil service hiring procedures are recommended:

- o All candidates for civil service jobs (including clerical jobs) should be required to send their high school and college transcripts.
- o After a preliminary screening on the basis of the biodata key, course grades and difficulty level indicators should be coded for the most recent school attended.
- o Final rankings should be based on a combination of the transcript information, biodata, scores on job relevant tests and other relevant information.

This change will increase hiring costs but the benefits of greater validity and improved incentives outweigh these costs by a large margin.

#### 4.4 School Based Rewards for Learning

##### Cooperative Learning

One effective way of inducing peers to value learning and support effort in school is to reward the group for the individual learning of

its members. This is the approach taken in cooperative learning. Research results (Slavin 1985) suggest that the two key ingredients for successful cooperative learning are as follows:

- ° A cooperative incentive structure -- awards based on group performance -- seems to be essential for students working in groups to learn better.
- ° A system of individual accountability in which everyone's maximum effort must be essential to the group's success and the effort and performance of each group member must be clearly visible to his or her group mates.

For example, students might be grouped into evenly matched teams of 4 or 5 members that are heterogeneous in ability. After the teacher presents new material, the team works together on work sheets to prepare each other for periodic quizzes. The team's score is an average of the scores of team members, and high team scores are recognized in a class newsletter or through group certificates of achievement.

What seems to happen in cooperative learning is that the team develops an identity of its own, and group norms arise that are different from the norms that hold sway in the student's other classes. The group's identity arises from the extensive personal interaction among group members in the context of working toward a shared goal. Since the group is small and the interaction intense, the effort and success of each team member is known to other teammates. Such knowledge allows the group to reward each team member for his or her contribution to the team goal, and this is what seems to happen.

### Turn Schools into All Day Learning Centers

Schools should remain open after the end of the regular school day and a full range of remedial and enrichment programs and extra curricular activities and interscholastic sports should be offered.

### Keep the Schools Open During the Summer

Longitudinal studies of learning have found that the pace of learning slows considerably during the summer and that disadvantaged students especially lose ground during the summer months (Heyns 1987). Experimental evaluations of the Summer Training and Employment Program (STEP), a program for disadvantaged youth that combines a part-time summer job with about 90 hours of remediation, has found that adding the remediation to the summer job results in gains in academic achievement of .5 grade level equivalents (Corporation for Public Private Ventures 1988). It would appear that summer programs targeted on educationally and economically disadvantaged children are likely to have high payoffs.

### A Massive Dose of Mastery Learning

Students who are not learning at the desired rate should be required to commit additional time to the task after school and during the summer. At the beginning of the school year school personnel would meet with the student and his or her parents to set goals. Students who are not performing at grade level in core subjects and who do not make normal progress during the school year should be kept after school for tutoring and remedial instruction and required to attend summer school. Assessments of progress should be made at appropriate points during the

school year to inform students of their progress and to enable those who are participating in remedial programs after school to demonstrate they are now progressing satisfactorily. Course grades and teacher evaluations would be a central part of the assessment process, but there should be an external yardstick as well. The external yardstick might be a competency check list, a mastery test keyed to the textbook, or an exam specified by the state, the school or collectively by the teachers in the that grade level or department. The reason for the external yardstick is that it helps insure that students perceive the standard to be absolute rather than relative to others in the class, and it helps create a communality of interest between teacher and student. Teachers need to be perceived as helping the student achieve the student's goals not as judges meting out punishment. Since students will want to avoid being required to get remedial instruction after school and during the summer, this will be a powerful incentive for them to devote themselves to their studies.

#### Honoring Academic Achievement

Schools should strengthen their awards and honors system for academic and non-academic accomplishments. The medals, trophies, and school letters awarded in interscholastic athletics are a powerful motivator of achievement on the playing field. Academic pursuits need a similar system of reinforcement. Public school systems in Tulsa and a number of other cities have started awarding school letters for academic achievements. Awards and honors systems should be designed so that almost every student can receive at least one award or honor before

graduation if he or she makes the effort. Outstanding academic performance (e.g., high grades or high test scores) would not have to be the only way of defining excellence. Awards could be given for significant improvements in academic performance since the previous year or since the beginning of the school year, for public service in or out of school, for perfect attendance records, and for student of the week (criteria could vary weekly). The standard for making an award should be criterion referenced: if greater numbers achieve the standard of excellence, more awards should be given.

A prominent place in the school should be reserved for bulletin boards where pictures of the most recent winners and reasons for their receiving recognition could be posted. Another form of recognition could be displays of student work: art, science, social studies, vocational education projects, and so forth. Periodically, the parents of the most recent award winners and sponsoring teachers should be invited to an evening assembly at which time the principal would award the students the certificate or plaque recognizing their accomplishments.

#### 4.5 Summary

The key to motivation is recognizing and rewarding learning effort and achievement. Employers should start demanding high school transcripts and give academic achievement (particularly achievement in math and science) much greater weight when hiring. Business and industry should communicate this policy to schools, parents, and students. High school graduates should not be relegated to sales clerk

jobs simply because of their age. Like their peers in Europe, Canada, and Japan, they should be allowed to compete for really attractive jobs on the basis of the knowledge and skills they have gained in high school.

Schools should reduce the disincentives to studying. Cooperative learning such as Student Teams-Achievement Divisions would encourage the peer group to reward learning effort by having students study in small heterogeneous groups and structuring competition to be between evenly matched teams and rather than unevenly matched individuals (Slavin, 1983). Criterion referenced competency profiles should be available for students, describing and certifying academic, vocational, artistic and extra-curricular accomplishments. Frequent awards ceremonies should recognize individual effort to attain learning goals, so that every student who works hard is recognized sometime in the school year. Those seeking work will be able to use their grades as well as competency profiles and awards as aids in securing employment.

Although the problems are less dramatic for the college-bound, parallel efforts should be made to increase incentives for them. College counselors and admission officers should deemphasize SATs, rank in class and GPA and substitute criterion-referenced systems of assessment such as AP exams in which the student is not engaged in zero-sum competition with classmates. Although paper and pencil achievement tests tied to the state's curriculum should be part of this assessment, the measures of achievement available must be broadened to include accomplishments such as essay writing, conversing in a foreign language, conducting laboratory experiments, repairing a car, and so forth.

## V. EFFECTS OF PROPOSED REFORMS ON UNDER-REPRESENTED MINORITIES

What impact would the reforms just described have upon the labor market chances of minority youth? Since minority students receive lower scores on achievement tests, it might appear at first glance that greater emphasis on academic achievement will inevitably reduce their access to good colleges and to good jobs? This is not the case, however, for four reasons.

If academic achievement becomes a more important basis for selecting students and workers, something else becomes less important. The minority access consequences of greater emphasis on academic achievement depends on the nature of the criterion that becomes deemphasized. NCAA's Proposition 42 reduces the access of minority students to athletic scholarships because it substitutes a criterion on which minority students do poorly -- SAT tests -- for a criterion on which minority youth do very well -- athletic ability. Substituting academic achievement tests for aptitude tests in college admissions decisions, however, has the opposite effect. It improves minority access because minority-majority differentials tend to be smaller (in standard deviation units) on achievement tests (e.g., the NAEP reading and math tests) than on aptitude tests (e.g., the SAT). Greater emphasis on academic achievement improves the access of women to high level professional, technical, craft and managerial jobs because it substitutes a criterion on which women do well for criteria -- sex stereotyped beliefs about which jobs are appropriate for women -- which have excluded women in the past. For the same reason, greater emphasis on academic achievement when selecting young workers will not reduce



minority access to jobs if it substitutes for other criteria which also place minority youth at a serious disadvantage. In October 1986 only 42 percent of spring 1986 black high school graduates not attending college had jobs. This alarming outcome is the result of a system in which there is almost no signaling of high school achievement to the labor market. One reason why minority youth do poorly in the labor market is that most of the criteria now used to make selections -- previous work experience, recommendations from previous employers, having family friends or relatives at the firm, proximity of one's residence to stores which hire youth, performance in interviews, and prejudices and stereotypes -- work against them. These criteria will diminish in importance as academic achievement becomes more important. There is no way of knowing whether the net result of these shifts will help or hinder minority youth seeking employment. The employment circumstances of black non-college bound youth are now so poor (the median income of black males 20 to 24 years old was \$6322 in 1987, 37 percent below the median for comparable whites), it is hard to imagine how improved signaling of academic achievement could make things worse. In some models of the labor market the relative position of minority workers improves when academic achievement is better signaled.<sup>8</sup>

The second way in which minority youth may benefit from improved signaling of school achievements is that it will give recent high school graduates, both black and white, the first real chance to compete for high-wage high-training content jobs. At present they are frozen out of these jobs because primary labor market employers do not consider job applicants who lack a lengthy track record. Extensive work experience

is considered essential partly because it contributes to productivity but also because it produces signals of competence and reliability that employers use to identify who is most qualified. Recent high school graduates have no such record and information on the student's high school performance is not available, so the entire graduating class appears to employers as one undifferentiated mass of unskilled and undisciplined workers. A supervisor at New York Life Insurance commented on television "When kids come out of high school, they think the world owes them a living" (PBS, March 27, 1989). Surely this generalization does not apply to every graduate, but the students who are disciplined and academically well prepared currently have no way of signaling this fact to employers. Competency portfolios with verified information about high school accomplishments would change this unfair situation and give students a way of demonstrating that the stereotype does not apply to them. Young people from minority backgrounds must overcome even more virulent stereotypes and they often lack a network of adult contacts who can provide job leads and references. By helping them overcome these barriers to employment, competency portfolios are of particular help to minority youth.

It is easy to see how the youth who obtain primary labor market jobs benefit from better signaling of academic achievement, but those who remain in the secondary labor market also benefit. This is because the supply of workers to the secondary labor market will fall and this will cause an increase in wage rates and a decline in unemployment for those who remain behind.

The third way in which these proposals will assist minority students is by encouraging greater numbers of firms to undertake affirmative action recruitment. The creation of a competency portfolio data bank searchable by employers seeking qualified minority job candidates greatly reduces the costs and increases the effectiveness of affirmative action programs. Affirmative action has significantly improved minority representation in managerial and professional occupations and contributed to a substantial increase in the payoff to schooling for blacks (Freeman 1981). One of the reasons why it has been particularly effective in this labor market is that college reputations, transcripts and placement offices provide brokering and pre-screening services which significantly lower the costs of recruiting minority job candidates. The competency portfolio data bank would extend low cost brokering and pre-screening services to the labor market for high school graduates. The creation of such a data bank would almost certainly generate a great deal of competition for the more qualified minority youth in the portfolio bank.<sup>9</sup>

The final and most important way in which these reforms will benefit minority youth is by bringing about improvements in academic achievement and productivity on the job at a time of highest demand for labor. Jobs will be available. Student incentives to study hard, parental incentives to demand a better education and teacher incentives to both give more and expect more from students will all be strengthened. Because of the way affirmative action is likely to interact with a competency profile data bank, the rewards for learning will become particularly strong for minority students. Learning will

improve and the gap between minority and majority achievement will diminish. Society has been making considerable progress in closing achievement gaps between minority and majority students (see Table 2 and 3). In the early National Assessment of Educational Progress assessment's black high school seniors born between 1952 and 1957 were 6.7 grade level equivalents behind their white counterparts in science proficiency, 4 grade level equivalents behind in mathematics and 5.3 grade level equivalents behind in reading. The most recent National Assessment data for 1986 reveals that for blacks born in 1969, the gap has been cut to 5.6 grade level equivalents in science, 2.9 grade level equivalents in math and 2.6 grade level equivalents in reading (NAEP 1988, 1989). Koretz's (1986 Appendix E) analysis of data from state testing programs supports the NAEP findings. Hispanic students are also closing the achievement gap. These positive trends suggest that despite their limited funding, Head Start, Title I and other compensatory interventions have had an impact. The schools attended by most minority students are still clearly inferior to those attended by white students, so further reductions in the school quality differentials can be expected to produce further reductions in academic achievement differentials.

The students of Jamie Escalante's Advanced Placement calculus classes have demonstrated to the nation what minority students from economically disadvantaged backgrounds can accomplish. The James A. Garfield High School student body is predominantly disadvantaged minorities; yet it accounts for 17 percent of all Mexican Americans taking the AP calculus exam and 32 percent of all Mexican Americans who

pass the more difficult BC form of the test (Berlin and Sum 1988). Escalante's students accomplished what many had thought impossible. There is no secret about how they did it; they worked extremely hard. Every student in the class signed a contract committing themselves to doing a hugh amount of homework and to coming to school early and staying late. They lived up to the commitment. What is so unique about Jamie Escalante is that he believed that minority kids from disadvantaged backgrounds could be persuaded to study just as hard as academic track students in Japan, Finland and England and that if they did, they would achieve at the same level. He cast aside the zero-sum competition of grades and rank in class and set for his students a very difficult externally defined goal. He persuaded them that they could succeed and that there was great honor in taking on the challenge. The success at Garfield High is replicable. There are tens of thousands of teachers and hundreds of thousands of students willing to work as hard as Escalante and his students. To release this energy, excellence must be defined by an external standard, small teams of students and teachers must be given responsibility for achieving it and they must be honored and rewarded when they succeed. If we create such a system, we will be astonished by the results.

### Postlude

Institutional arrangements of schools and the labor market have profound effects on the incentives faced by students, teachers, parents and school administrators. The passivity and inattention of students, the low morale of teachers, the defeat of so many school levies and low

rankings on international measures of achievement are all logical outcomes of institutional arrangements which weaken student incentives to study and parental incentives to fund a high quality education. Only with an effective system of rewards within schools and in the labor market can we hope to overcome the pervasive apathy and achieve excellence.

FIGURE 1

# ALGEBRA RESULTS FOR 17-YEAR-OLDS

PERCENT CORRECT

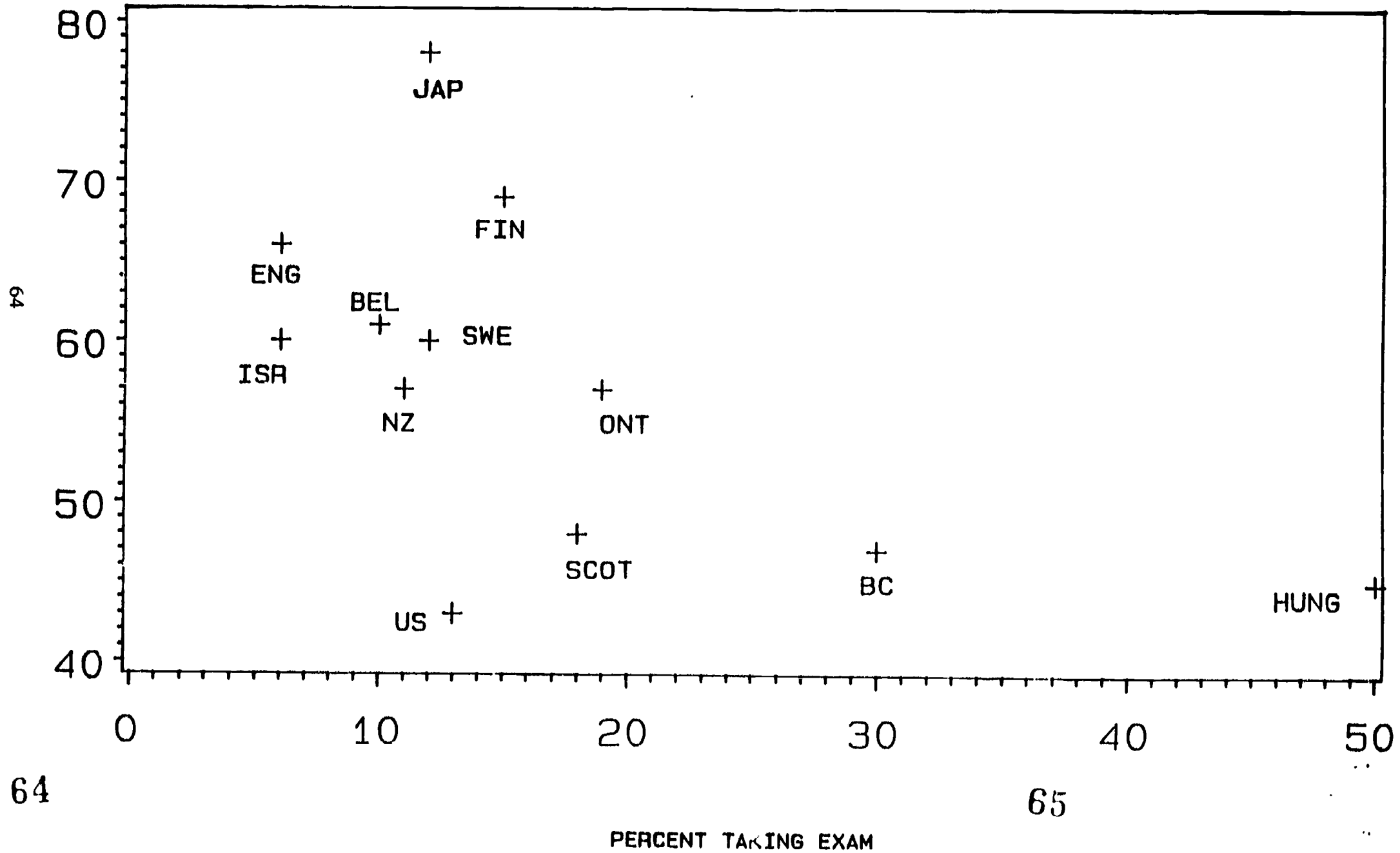
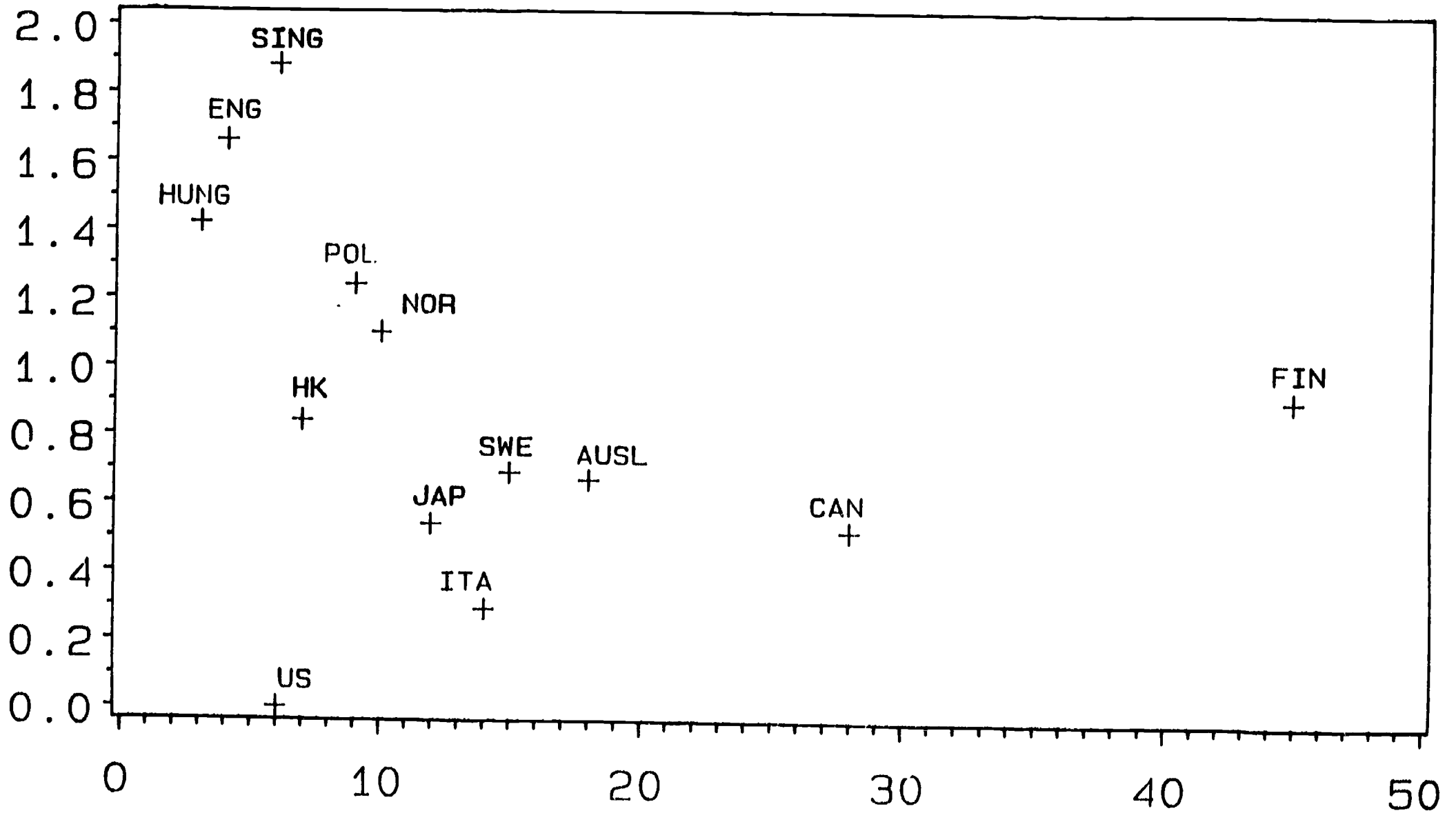




FIGURE 2

# BIOLOGY RESULTS FOR 18-YEAR-OLDS

STANDARD DEVIATION UNITS



65

FIGURE 3

# CHEMISTRY RESULTS FOR 18-YEAR-OLDS

STANDARD DEVIATION UNITS

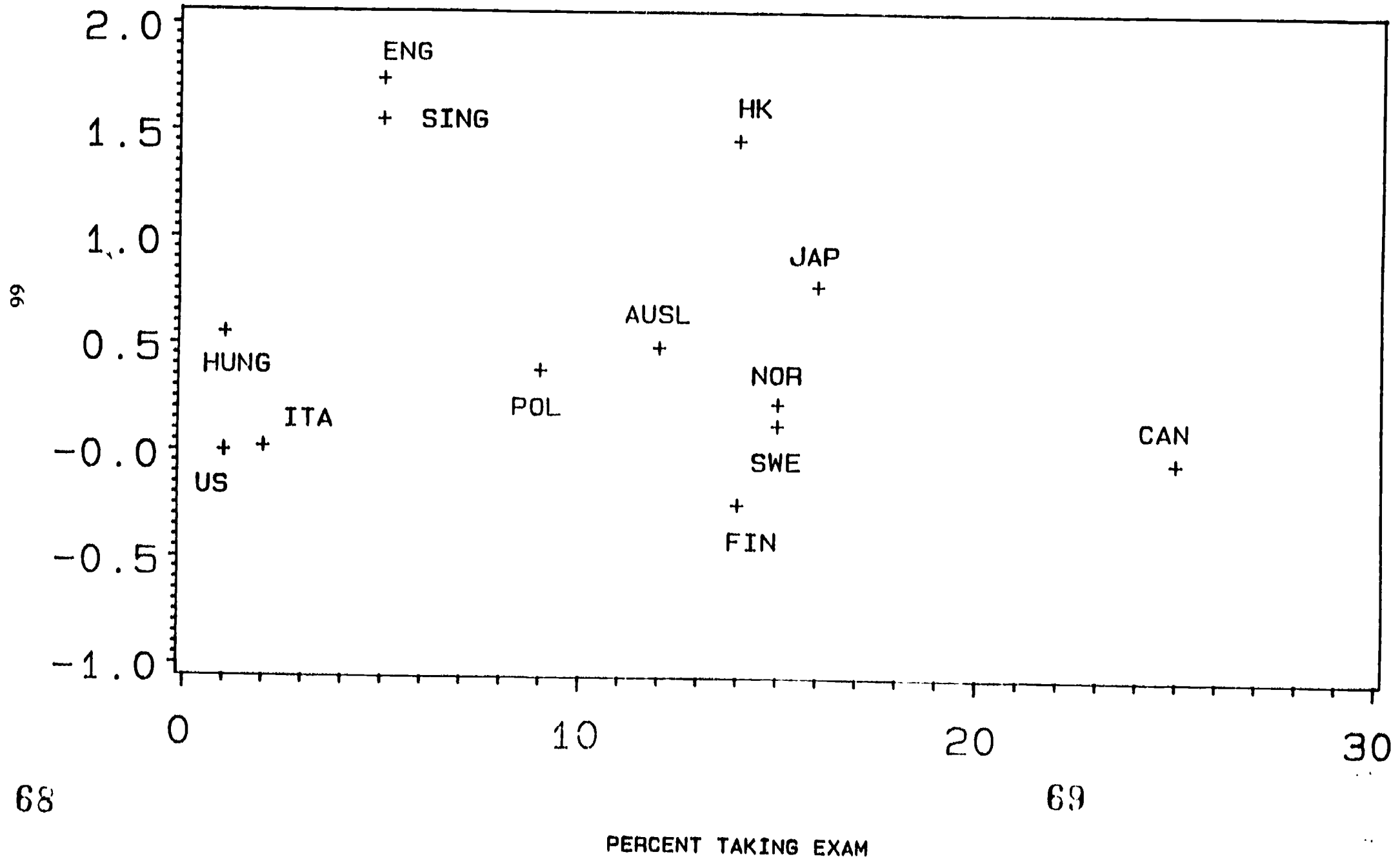
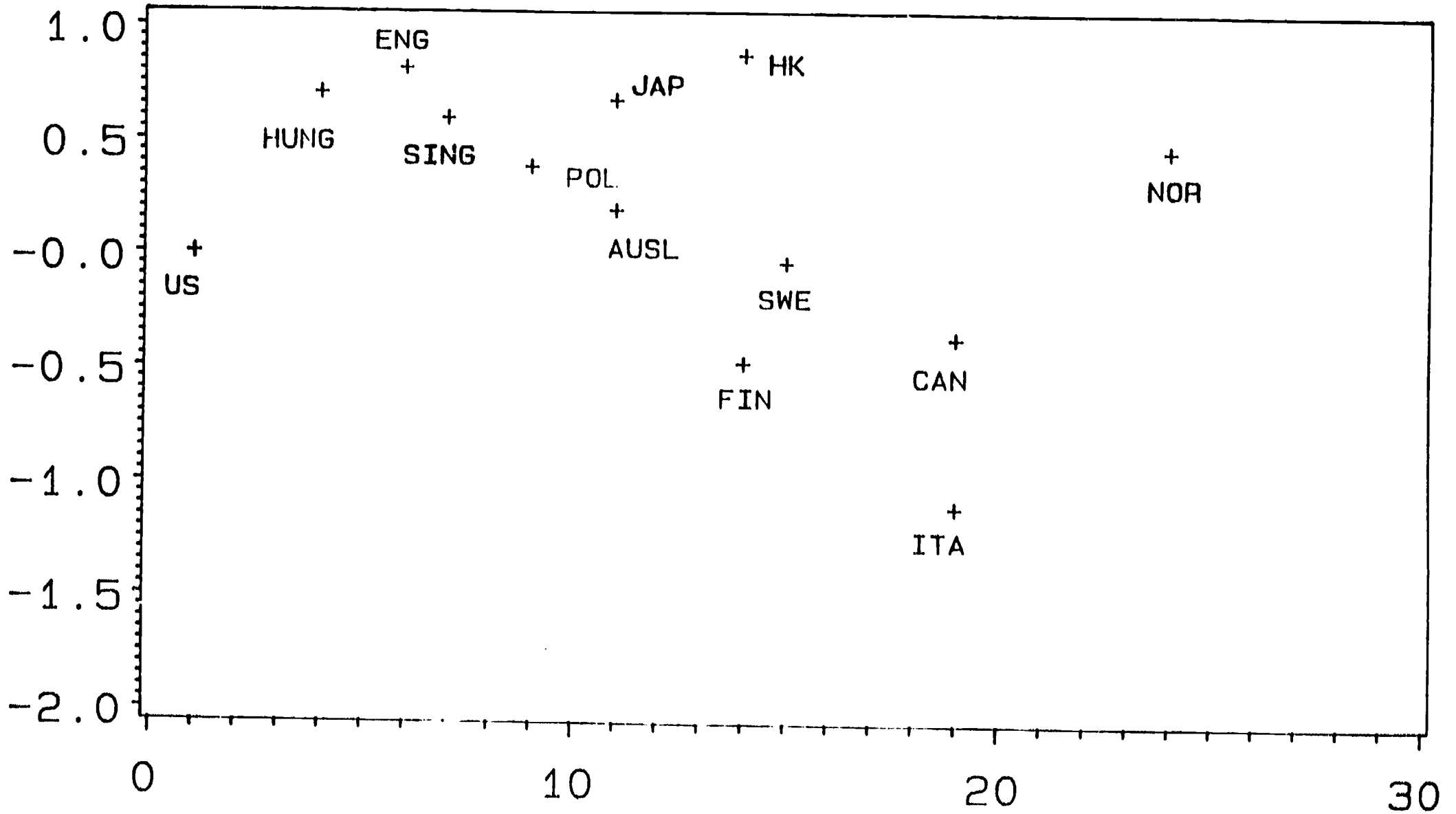


FIGURE 4

# PHYSICS RESULTS FOR 18-YEAR-OLDS

STANDARD DEVIATION UNITS



67

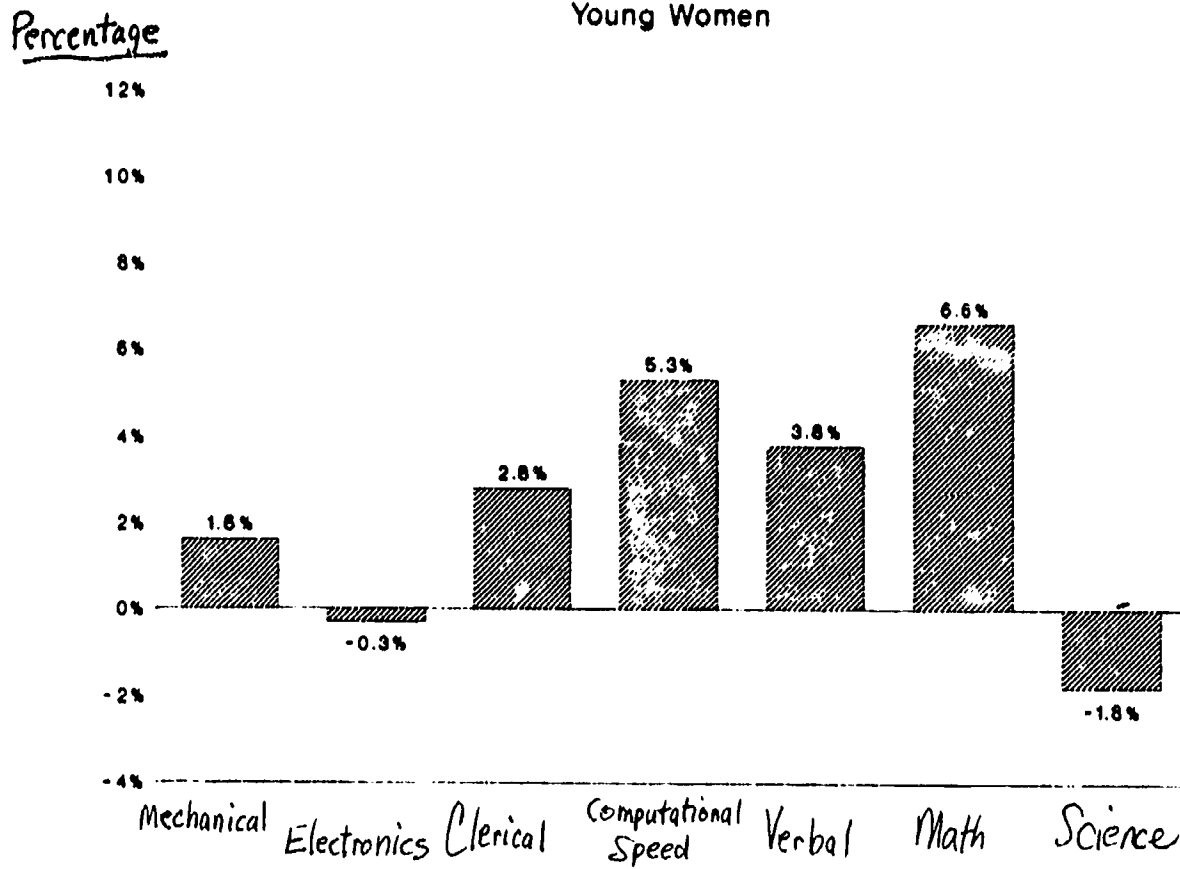
70

PERCENT TAKING EXAM

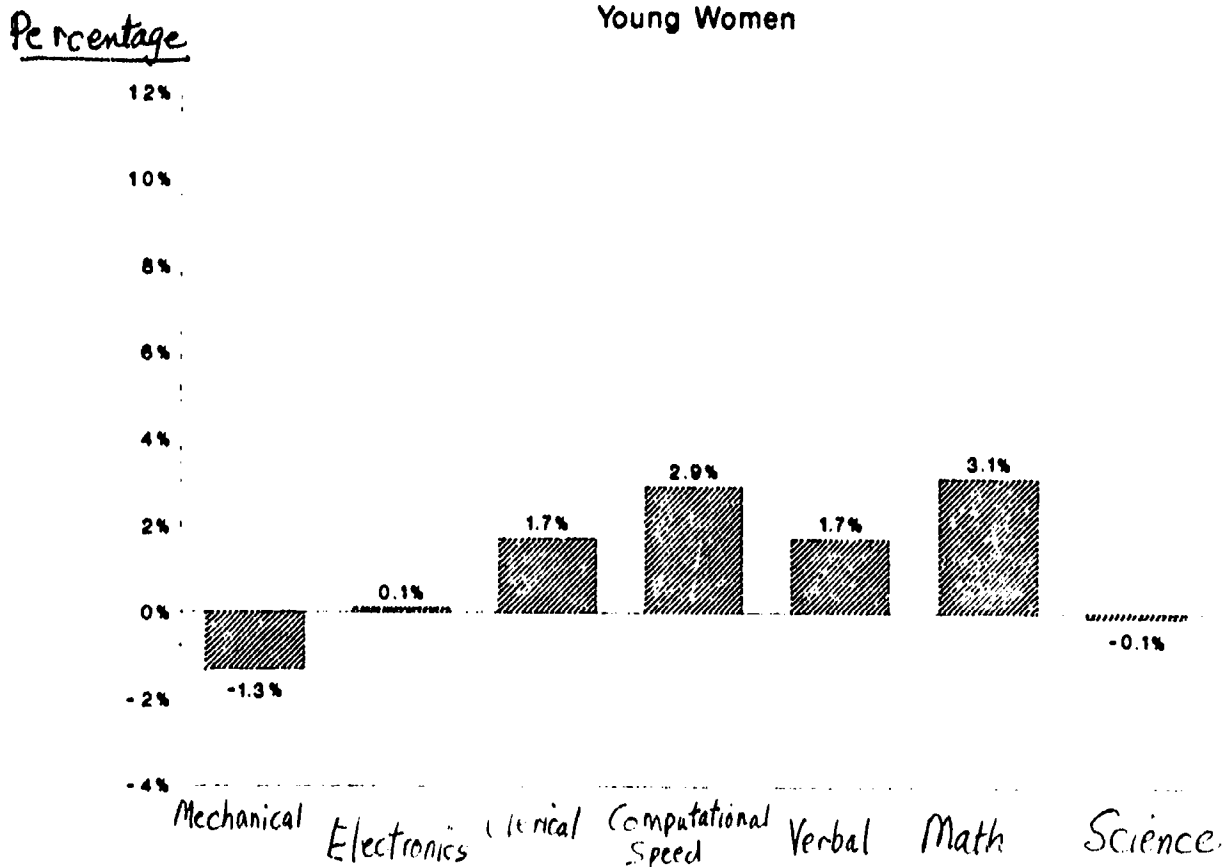
71

FIGURE 5

Effect of Competencies  
on Earnings, 1984-1985  
Young Women

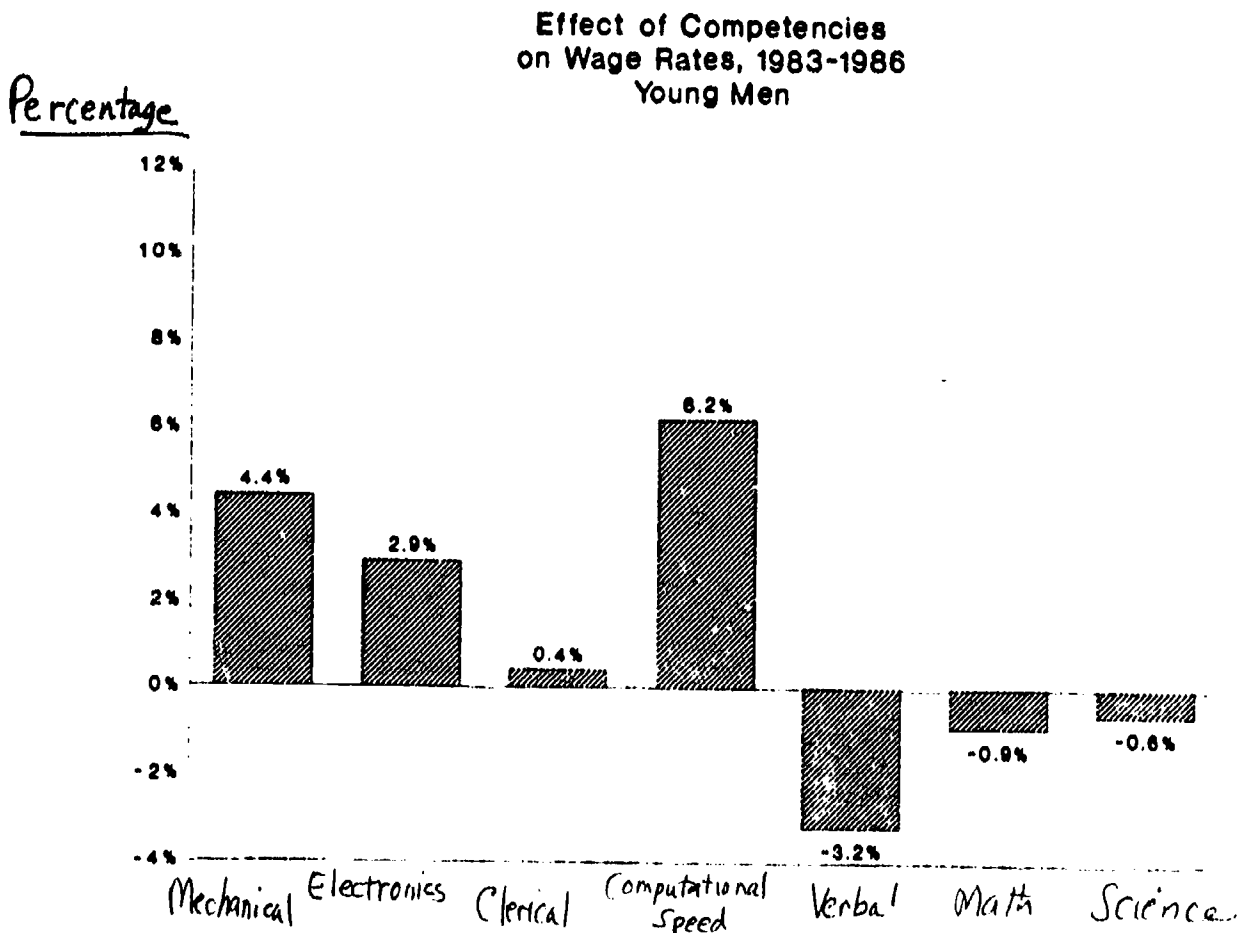
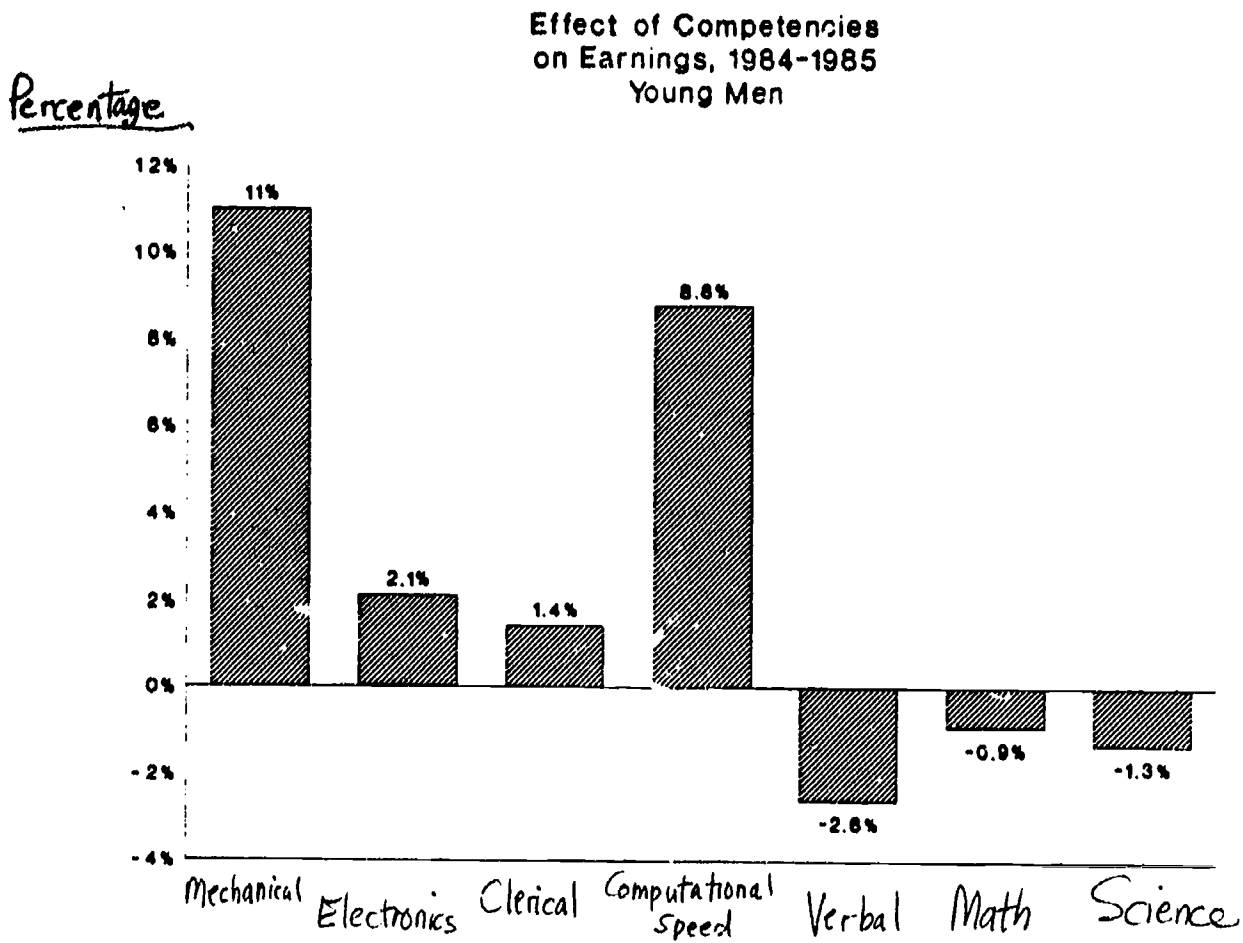


Effect of Competencies  
on Wage Rates, 1983-1986  
Young Women



Source: Analysis of NLS Youth data. The figure reports the effects of a one population standard deviation increase in Armed Services Vocational Aptitude Battery subtest while controlling for schooling, school attendance, age, work experience, region, SMSA residence, and ethnicity.

FIGURE 6



Source: Analysis of NLS Youth data. The figure reports the effects of a one population standard deviation increase in Armed Services Vocational Aptitude Battery subtest while controlling for schooling, school attendance, age, work experience, region, SMSA residence, and ethnicity.

Figure 7

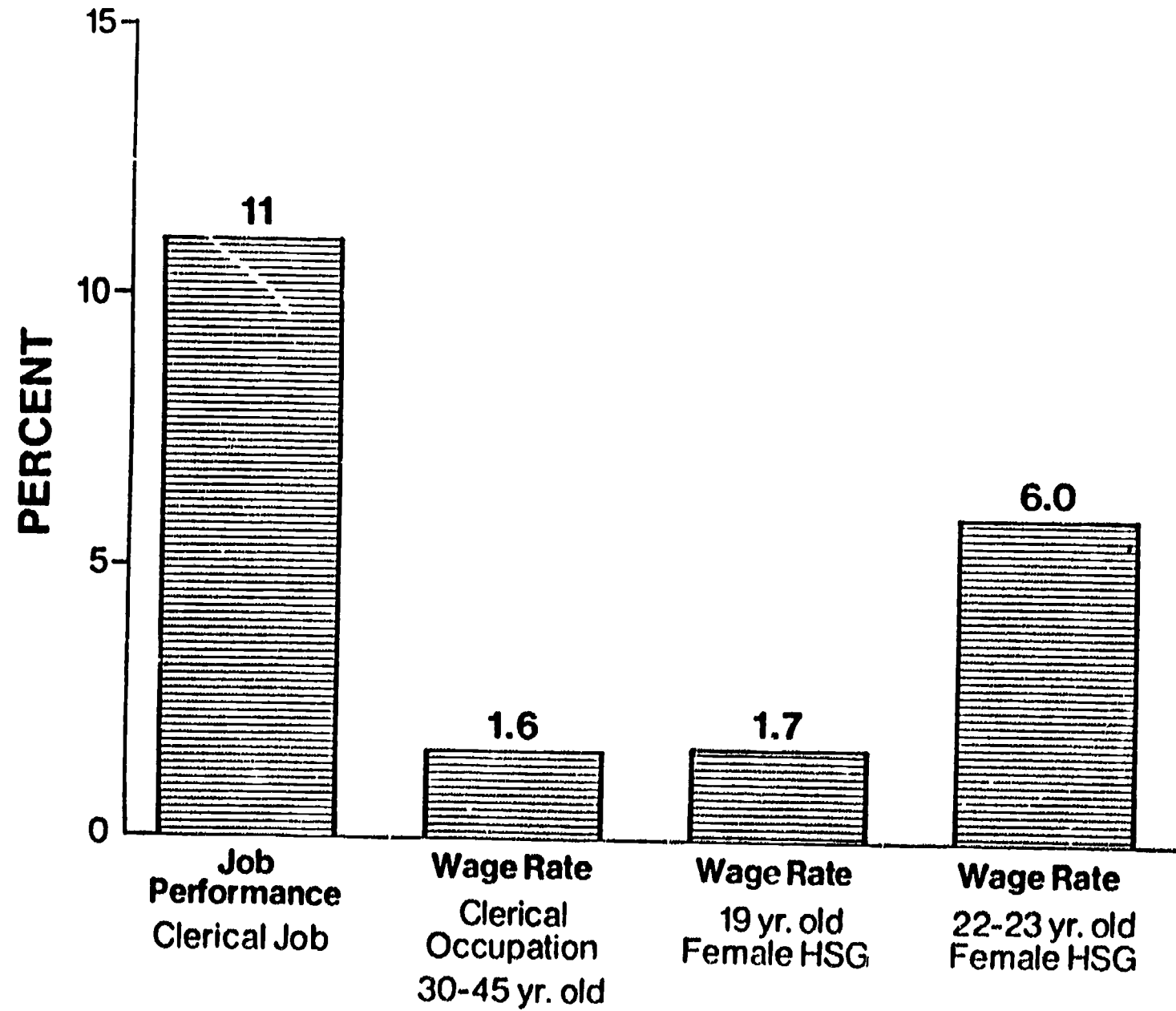


Exhibit 1

C U R R I C U L U M V I T A E

NAME:

ADDRESS:

DATE OF BIRTH:

AGE:

NATIONALITY:

TELEPHONE NO:

EDUCATIONAL DETAILS

Primary School

Post Primary

Secretarial Course

Office Procedures  
Course

EXAMINATIONS

Intermediate Certificate 1985

SUBJECTS

English	B - L.C.
Irish	C - L.C.
Maths	B - L.C.
Science	C
Geography	C
History	C
Home Economics	D

Leaving Certificate 1987

SUBJECTS

English	D - L.C.
Irish	C - L.C.
Maths	C - L.C.
Biology	C - L.C.
Geography	C - L.C.
French	D - L.C.
Home Economics	B - L.C.

Exhibit 2

CURRICULUM VITAE

-----

Name ;  
 Address ;  
 Date of Birth ;  
 Place of Birth ;  
 Nationality ;  
 Marital Status ;  
 Occupation ;  
 Father's name ;  
 Occupation ;

EDUCATION :

-----

August 1980 - June 1985.

( All five years were spent learning through Irish. )

U.C.D.

QUALIFICATIONS :

-----

Subject:	Intermediate Cert. ( June 1983 )	Leaving Cert. ( June 1985 )
Irish	C (H)	C (H)
English	D (H)	C (H)
Mathematics	B (H)	A (P)
French	D	C (P)
German	D	---
Science	A	---
Chemistry	---	C (H)
Physics	---	C (H)
History	B	C (H)
Geography	B	---



**Table 1**  
**Effect of Academic Achievement**  
**on the Wage Rates of High School Graduates**

<u>Study and Data Set</u>	<u>Date of Graduation</u>	<u>Age</u>	<u>Achievement Measures</u>	<u>Percent Change in Wage Rate</u>	
				<u>Male</u>	<u>Female</u>
<u>Wage Rates</u>					
Kang & Bishop (1985)	1980	19	Test-Math, Voc, Read GPA in Grade 12	-1.9 .6	-.5 2.2
Gardner (1983) NLS Youth	1976-1982	19-24	AFQT	4.8	4.8
Daymont & Rumberger NLS Youth (1982)	1976-1979	19-21	GPA in Grade 9	.3	2.7
Meyer (1982) (Weekly earnings) Class of 1972	1972	19	Class Rank Grade 12 Test Composite	0.0 1.2	2.5 2.2
<u>Earnings</u>					
Hause (1975) Project Talent (white)	1961	19 23	IQ, Test-Math IQ, Test-Math	-3.7 6.1	-- --

The table reports the percentage response of the wage rate or earnings to a one standard deviation improvement in a measure of academic achievement. For high school seniors a one standard deviation differential on an achievement test is about equal to 3.5 grade level equivalents or 110 points on the Verbal SAT. For GPA, one standard deviation is about .7 when C's = 2.0, B's = 3.0 and A's = 4.0.

Table 2  
Racial Gaps in Science, Math and Reading Proficiency  
[In Grade Equivalent Units]

	Test Date								
	<u>1969</u>	<u>1971</u>	<u>1973</u>	<u>1975</u>	<u>1978</u>	<u>1980</u>	<u>1982</u>	<u>1984</u>	<u>1986</u>
<u>Science</u>									
At Age 17	6.7	--	6.6	--	7.1 <sup>a</sup>	--	7.2	--	5.6
At Age 13	6.1	--	6.6	--	6.0 <sup>a</sup>	--	5.0	--	4.1
<u>Math</u>									
At Age 17	--	--	4.0	--	3.2	--	3.2	--	2.9
At Age 13	--	--	4.6	--	4.2	--	3.4	--	2.4
<u>Reading</u>									
At Age 17	--	5.3	--	5.0	--	4.8	--	3.3	2.6
At Age 13	--	4.2	--	3.9	--	3.3	--	2.8	2.3

Source: National Assessment of Educational Progress, Crossroads in American Education. February 1989, Figure 2A. In science the difference between 17 year olds and 9 year olds was 64.2 points on the NAEP scale, so a grade equivalent unit was defined as 8.025 on the NAEP scale. The Mathematics Report Card. June 1988, Figure 1.2. The difference between 17 year olds and 9 year olds was 80.3 points on the NAEP scale. Consequently, a grade equivalent unit was defined as 10 points on the NAEP scale. The Reading Report Card. 1985, Data Appendix and Who Reads Best?, February 1988, Table 1.1. The difference between the scores of 17 year olds and 9 year olds was 75 points on the NAEP scale used in the report covering 1971 through 1984 and 18 on the scale used in the report on the 1986 assessment. Consequently, a grade equivalent unit was defined as 9.375 points on the NAEP scale used in the 1971-84 report and 2.25 points on the scale used in the report on the 1986 assessment.

<sup>a</sup> The Science NAEP was administered in 1977 not 1978.

**Table 3**  
**Gap between White and Hispanic Students**  
**in**  
**Science, Math and Reading Proficiency**

[In Grade Equivalent Units]

	Test Date									
	<u>1969</u>	<u>1971</u>	<u>1973</u>	<u>1975</u>	<u>1978</u>	<u>1980</u>	<u>1982</u>	<u>1984</u>	<u>1986</u>	
<u>Science</u>										
At Age 17	--	--	--	--	4.4 <sup>a</sup>	--	5.6	--	4.7	
At Age 13	--	--	-	--	5.4 <sup>a</sup>	--	4.0	--	4.1	
<u>Math</u>										
At Age 17	--	--	3.3	--	3.0	--	2.7	--	2.4	
At Age 13	--	--	3.5	--	3.4	--	2.2	--	1.9	
<u>Reading</u>										
At Age 17	--	--	--	3.8	--	3.1	--	2.8	--	
At Age 13	--	--	--	3.2	--	2.9	--	2.6	--	

Source: National Assessment of Educational Progress, Crossroads in American Education. February 1989, Figure 2A. In science the difference between 17 year olds and 9 year olds was 64.2 points on the NAEP scale, so a grade equivalent unit was defined as 8.025 on the NAEP scale. The Mathematics Report Card. June 1988, Figure 1.2. The difference between 17 year olds and 9 year olds was 80.3 points on the NAEP scale. Consequently, a grade equivalent unit was defined as 10 points on the NAEP scale. The Reading Report Card. 1985, Data Appendix and Who Reads Best?, February 1988, Table 1.1. The difference between the scores of 17 year olds and 9 year olds was 75 points on the NAEP scale used in the report covering 1971 through 1984 and 18 on the scale used in the report on the 1986 assessment. Consequently, a grade equivalent unit was defined as 9.375 points on the NAEP scale used in the 1971-84 report and 2.25 points on the scale used in the report on the 1986 assessment.

<sup>a</sup> The Science NAEP was administered in 1977 not 1978.

## NOTES

1. At the post secondary level, university reputations are based on the rigor of the program and students compete for the right to pay \$15,000 a year to attend and study for long hours. Competition is keen for admission to selective universities because a degree from one of these colleges is handsomely rewarded by the labor market (Solomon 1975; Wise 1978). Comparably rigorous private secondary schools have a much smaller share of their market. The reason for their small market share is that they provide only modest help in the competition for admission to the best colleges. The early curriculum specific college admissions tests were abolished in favor of aptitude tests partly to reduce the advantage that students at private high schools had under the old system. Attending such schools probably has little effect on SAT scores and almost certainly results in a lower GPA.
2. The survey was of a stratified random sample of the NFIB membership. Larger firms had a significantly higher probability of being selected for the study. The response rate to the mail survey was 20 percent and the number of usable responses was 2014.
3. These tests measure the competencies that are the prime objectives of schooling. School attendance has been shown to improve performance on these tests (Lorge, 1945). Between World War I and World War II, the average IQ test scores of literate white army draftees increased by 11 points (Bishop 1989).
4. Studies that measure output for different workers in the same job at the same firm, using physical output as a criterion, have found that the standard deviation of output varies with job complexity and averages about .164 in routine clerical jobs and .278 in clerical jobs with decision making responsibilities (Hunter, Schmidt & Judiesch 1988). Because there are fixed costs to employing an individual (facilities, equipment, light, heat and overhead functions such as hiring and payroll), the coefficient of variation of marginal products of individuals is assumed to be 1.5 times the coefficient of variation of productivity. Because about 2/3rds of clerical jobs can be classified as routine, the coefficient of variation of marginal productivity for clerical jobs is 30 percent [ $1.5 * (.33 * .278 + .67 * .164)$ ]. A .5 validity for general mental ability then implies that an academic achievement differential between two individuals of one standard deviation (in a distribution of high school graduates) is associated with a productivity differential in the job of about 11 percent ( $.5 * .74 * 30\%$ ). The ratio of the high school graduate test score standard deviation to the population standard deviation is assumed to be .74. This issue is more thoroughly discussed in Bishop (1987b).
5. Most of the published studies of the validity of grades probably used information that had been collected by the firm when hiring

decisions were being made. Consequently, most of the validity coefficients reported for grades are probably negatively biased by the selection effects so the true validity of GPA than is generally thought.

6. Germany is somewhat exceptional in giving the teacher some influence over the questions asked and their grading. Ingenkamp (1969) has described the system. "The actual responsibility for setting the questions varies in the different Federal States. In some the subjects are set by a central committee for all schools; in others the Gymnasium submits suggestions, from which the representative of the State School Authority, who supervises the whole examination, chooses the subjects to be set. The assessment of the candidates work is likewise more or less centralized. Usually the examination work is scrutinized and marks assessed by the specialist teacher at the Gymnasium, then submitted to another specialist who acts as a co-assessor and to all the other teachers of the Abitur class for their opinion, and is finally sent to the representative of the State School Authority for confirmation.(p. 144)"
7. This proposal sounds radical but, in fact, is only a modest change from current practice at these selective colleges. A survey of college placement officials conducted by USA Today and interviews of officials at Cornell and SUNY Binghamton conducted for this report found that students were expected to take AP courses if they are offered and grade point averages were adjusted for the difficulty level of the courses taken. High school students and parents are generally unaware of this policy, however, and many have not factored it into their high school course selections. The announcement, therefore, has two effects: it informs students and parents of existing admissions policies and warns that come 1993 those seeking admission to selective colleges will not necessarily be held harmless if a local high school does not offer AP courses. This announcement will generate strong political pressure on principals and school boards to expand their AP program and allow additional students to take AP courses. Students at schools not offering AP might be offered other ways of demonstrating college level proficiency such as an AP independent study option, taking courses during the summer at a local college or high scores on the afternoon subject matter SAT exams or New York State Regents exams. Exceptions would have to be made for students from under-represented minorities, foreign students and in other individual cases but exceptions should not become the rule.
8. One important cause of these unfortunate labor market outcomes is the belief that young people in general and minority youth in particular are likely to be less productive even when they appear equally qualified on paper. Acting on such beliefs is unlawful, but it would be naive to assume that the subjective assessments that generally determine hiring decisions are not affected by such

beliefs. Economists have shown that when there are no laws to the contrary, it is rational for a firm to engage in statistical discrimination -- in other words, to include age, race and gender as one of their selection criteria if these traits help explain job performance when other qualifications (e.g., education and work experience) are held constant. How will an employer that evaluates job applicants using the statistical discrimination model respond to being allowed for the first time to use academic achievement as a selection criterion? The employer will recalculate the job performance prediction model with the new academic achievement variables included and selections will be based on the new model. The average predicted job performance of minority job candidates will not change. The tendency of achievement deficits to lower the predicted job performance of minority candidates will be exactly offset by a reduction in the negative coefficient on the black and Hispanic dummy variables. The new information increases the variance explained by the job performance model. Minority representation at the firm will tend to rise if the variance of achievement is greater among minority applicants and/or the effect of academic achievement on job performance is greater for minority applicants (Aigner and Cain, 1977).

9. Colleges and universities have demonstrated that it is possible to use academic achievement as a primary selection mechanism and yet achieve significant minority representation through intensive affirmative action programs. This is the approach that should be taken if minority representation is at unsatisfactory levels. A direct attack on the problem is going to be much more effective than attacks on particular selection criteria.

## REFERENCES

- Aizner, Dennis and Gain, Glen. "Statistical Theories of Discrimination in the Labor Market" Industrial and Labor Relations Review, January, 1977.
- Berlin, Gordon and Sum, Andrew. Toward a More Perfect Union: Basic Skills, Poor Families, and Our Economic Future. Occasional Paper # 3, Ford Foundation Project on Social Welfare and the American Future, New York: Ford Foundation, 1988.
- Bishop, John. Preparing Youth for Employment, Columbus: The National Center for Research in Vocational Education, The Ohio State University, 1985.
- Bishop, John. "The Recognition and Reward of Employee Performance." Journal of Labor Economics, Vol. 5, No. 4, pt 2, October 1987a, pp. S36-S56.
- Bishop, John. "Information Externalities and the Social Payoff to Academic Achievement." Center for Advanced Human Resource Studies Working Paper # 87-06, Cornell University, Ithaca, New York, 1987b.
- Bishop, John. "The Economics of Employment Testing." Center for Advanced Human Resource Studies, Working Paper #88-14, July, 1988a.
- Bishop, John. "The Productivity Consequences of What is Learned in High School." Center for Advanced Human Resource Studies Working Paper # 88-18, Cornell University, Ithaca, New York, 1988b.
- Bishop, John. "Is the Test Score Decline Responsible for the Productivity Growth Decline." American Economic Review, Vol. 79, no. 1, March 1989.
- Bishop, John and Griffin, Kelly. Recruitment, Training and Skills of Small Business Employees, (National Federation of Independent Business Foundation, Washington, DC, forthcoming).
- Cain, Glen and Goldberger, Arthur. "Public and Private Schools Revisited" Sociology of Education Vol 56, October 1983, pp. 208-218.
- College Board. AP Yearbook 1988. Princeton New Jersey: College Entrance Examination Board, 1988
- Department of Labor. General Aptitude Test Battery Manual 1970, United States Department of Labor, Manpower Administration.



- Dunbar, Stephen B. and Linn, Robert L. "Range Restriction Adjustments in the Prediction of Military Job Performance". Prepared for Committee on the Performance of Military Personnel, National Research Council / National Academy of Sciences. September 1986.
- Fischer, C. W.; Filby, N. N.; Marliave, R. S.; Cahen, L. S.; Dishaw, N. N.; Moore, J. E., and Berliner, D. C. Teaching Behaviors. Academic Learning Time and Student Achievement: Final Report of Phase III-B. Technical Report V-I. San Francisco: Far West Laboratories, 1978.
- Flynn, James R. "The Mean IQ of Americans: Massive Gains 1932 to 1978." Psychological Bulletin, 1984, Vol. 95, No. 1, 29-51
- Frederick, W. C. "The Use of Classroom Time in High Schools Above or Below the Median Reading Score." Urban Education 11, no. 4 (January 1977): 459-464.
- Frederick, W.; Walberg, H.; and Rasher, S. "Time, Teacher Comments, and Achievement in Urban High Schools." Journal of Educational Research 73, no. 2 (November-December 1979): 63-65.
- Freeman, Richard B. The Market for College-Trained Manpower: A Study in the Economics of Career Choice. Cambridge, MA: Harvard University Press, 1971.
- Freeman, Richard. "A Cobweb Model of the Supply and Starting Salary of New Engineers." Industrial and Labor Relations Review, 29, January 1976a, pp. 236-248.
- Freeman, Richard. The Overeducated American. New York: Academic Press, 1976.
- Freeman, Richard. "Black Economic Progress after 1964: Who has Gained and Why." Studies in Labor Markets. edited by Sherwin Rosen, Chicago, IL: University of Chicago Press, 1981.
- Friedman, Toby and Williams, E. Belvin. "Current Use of Tests for Employment." Ability Testing: Uses, Consequences, and Controversies. Part II: Documentation Section, edited by Alexandra K. Wigdor and Wendell R. Gardner. Washington, DC: National Academy Press, 1982, pg. 999-169.
- Gardner, John A. Influence of High School Curriculum on Determinants of Labor Market Experience. Columbus: The National Center for Research in Vocational Education, The Ohio State University, 1982.
- Ghiselli, Edwin E. "The Validity of Aptitude Tests in Personnel Selection." Personnel Psychology. 1973: 26, 461-477.
- Goodlad, J. A Place Called School. New York: McGraw-Hill, 1983.



- Griggs vs. Duke Power Company, 3 FEP 175 (1971).
- Halasz, Ida M., and Behm, Karen S. "Time on Task Selected Vocational Education Classes." Columbus: The National Center for Research in Vocational Education, The Ohio State University, January 1983.
- Hashimoto, M., and Yu, R. "Specific Capital, Employment and Wage Rigidity." Bell Journal of Economics, 11, no. 2, 1980: 536-549.
- Hause, J. C. (1975) "Ability and schooling as determinants of lifetime earnings, or if you're so smart, why aren't you rich." In Education, Income, and Human Behavior, edited by F. T. Juster. New York: McGraw-Hill.
- Heyns, Barbara. "Schooling and Cognitive Development: Is There a Season for Learning." Child Development, Vol. 58, No. 5, 1987, pp. 1151-1160.
- Hollenbeck, K., and Smith B. The Influence of Applicants' Education and Skills on Employability Assessments by Employers. Columbus: The National Center for Research in Vocational Education, The Ohio State University, 1984.
- Hotchkiss, Lawrence; Bishop, John H.; and Gardner, John. Effects of Individual and School Characteristics on Part-Time Work of High School Seniors. Columbus: The National Center for Research in Vocational Education, The Ohio State University, 1982.
- Hunter, John. Test Validation for 12,000 Jobs: An Application of Job Classification and Validity Generalization Analysis to the General Aptitude Test Battery. Washington, DC: U.S. Employment Service, Department of Labor, 1983.
- Hunter, J. E. and Hunter, R. F. "The Validity and Utility of Alternative Predictors of Job Performance." Psychological Bulletin, 96, no. 1, 1984, pp. 72-98.
- Hunter, John E.; Crosson, James J. and Friedman, David H. "The Validity of the Armed Services Vocational Aptitude Battery (ASVAB) For Civilian and Military Job Performance," Department of Defense, Washington, D.C., August, 1985.
- Hunter, John E.; Schmidt, Frank L. and Judiesch, Michael K. "Individual Differences in Output as a Function of Job Complexity." Department of Industrial Relations and Human Resources, University of Iowa, June 1988.
- Ingenkamp, Karlheinz. "West Germany." Examinations, edited by Joseph Lauwerys and David Scanlon. The World Year Book of Education 1969, New York: Harcourt, Brace and World, 1969. pp. 140-145.

- International Association for the Evaluation of Educational Achievement (IEA) The Underachieving Curriculum, Assessing U.S. School Mathematics From an International Perspective. Champaign, IL: Stipes Publishing Company, 1987.
- International Association for the Evaluation of Educational Achievement (IEA) Science Achievement in Seventeen Nations, New York, Pergamon Press, 1988.
- Jackson, G. A. and Weathersby, G. B. "Individual Demand for Higher Education." Journal of Higher Education, 46, Nov./Dec. 1975, pp. 623-52.
- Jencks, Christopher and Crouse, James. "Aptitude vs. Achievement: Should We Replace the SAT?" The Public Interest, 1982.
- Kang, S. and Bishop, J. "The Impact of Curriculum on the Non-college Bound Youth's Labor Market Outcomes." In High School Preparation for Employment, 95-135. edited by Larry Hotchkiss, John Bishop and Suk Kang, Columbus: The National Center for Research in Vocational Education, The Ohio State University, 1984.
- Klein, M F.; Tyle, K. A.; and Wright, J. E. "A Study of Schooling Curriculum." Phi Delta Kappan 61, no. 4 (December 1979):244-248.
- Klein, Roger; Spady, Richard; and Weiss, Andrew. Factors Affecting the Output and Quit Propensities of Production Workers. New York: Bell Laboratories and Columbia University, 1983.
- Krista. Unpublished Paper for ILR 360, Cornell University, Ithaca, New York, 1987.
- Koretz, Daniel, et al. Trends in Educational Achievement. Washington: Congressional Budget Office, 1986.
- Lazear, Edward P. "Pay Equality and Industrial Politics", The Hoover Institution, Stanford University, April 1986.
- Leestma, Robert, et al. "Japanese Education Today." A report from the U.S. Study of Education in Japan prepared by a special task force of the OERI Japan Study Team, 1987.
- Longitudinal Survey of American Youth. "Data File User's Manual" Dekalb, IL: Public Opinion Laboratory, 1988.
- Lorge, Irving. "Schooling Makes a Difference." Teachers College Record, 1945 Vol. 46 p. 483-492.

- McDowell, Douglas and Dodge, Garen. "Employee Selection and Title VII of the Civil Rights Act: The Legal Debate Surrounding Selection Criteria, Validation and Affirmative Action." Paper prepared for the National Commission on Testing and Public Policy, November 1988.
- Maier, Milton H. and Grafton, Frances C. Aptitude Composites for ASVAB 8, 9 and 10. Research Report 1308. U.S. Army Research Institute for Behavioral and Social Sciences, Alexandria, VA, May 1981.
- Meyer, R. "Job Training in the Schools." In Job Training for Youth, edited by R. Taylor, H. Rosen, and F. Pratzner. Columbus: The National Center for Research in Vocational Education, The Ohio State University, 1982.
- Meyer, Robert. "The Effects of High School Academic Reforms on Course Enrollments and Academic Skills Growth: Evaluation and New Directions for Reform." National Assessment of Vocational Education. October, 1988
- Mueser, Peter and Maloney, Tim. "Cognitive Ability, Human Capital and Employer Screening: Reconciling Labor Market Behavior with Studies of Employee Productivity." Department of Economics, U. of Missouri-Columbia, June 1987.
- National Assessment of Educational Progress. The Reading Report Card. Princeton, New Jersey: Educational Testing Service, 1985.
- National Assessment of Educational Progress. Who Reads Best? Princeton, New Jersey: Educational Testing Service, 1988a.
- National Assessment of Educational Progress. The Mathematics Report Card. Princeton, New Jersey: Educational Testing Service, 1988b.
- National Assessment of Educational Progress. Crossroads in American Education. Princeton, New Jersey: Educational Testing Service, 1989.
- Nielsen, A. C., Company (1987) Unpublished raw data.
- Organization of Economic Cooperation and Development. "Living Conditions in OECD Countries: A Compendium of Social Indicators." Social Policy Studies No. 3. Paris, France: Organization for Economic Co-Operation and Development, 1986.
- Rosenbaum, James and Kariya, Tobe. "Market and Institutional Mechanisms for the High School to Work Transition in Japan and the U.S." Paper given at the August 1987 American Sociological Association Meeting.

- Schmidt, Frank. "The Problem of Group Differences in Ability Test Scores for Employment Selection." Journal of Vocational Behavior, Vol. 29, No. 3, December 1986. pp. 340-362.
- Sizer, Theodore R. Horace's Compromise: The Dilemma of the American High School. The First Report from A Study of High Schools, co-sponsored by the National Association of Secondary School Principals and the Commission on Educational Issues of the National Association of Independent Schools, Boston: Houghton Mifflin, 1984
- Slavin, Robert. "When Does Cooperative Learning Increase Student Achievement?" Psychological Bulletin, Vol. 99, 1983, pp. 429-445.
- Stevenson, Harold; Lee, Shin-Ying and Stigler, James W. "Mathematics Achievement of Chinese, Japanese & American Children." Science, Vol. 231, February 1986, pp. 693-699.
- Stiglitz, Joseph E. "Risk Sharing and Incentives in Sharecropping." Review of Economic Studies, 61, no. 2 April 1974, 219-256.
- Taubman, P. and Wales, T. "Education as an Investment and a Screening Device." In Education, Income, and Human Behavior, edited by F. T. Juster. New York: McGraw-Hill, 1975.
- Thorndike, R. L. Personnel Selection: Test and Measurement Techniques. New York: Wiley, 1949.
- Weiss, Andrew. "High School Graduates: Performance and Wages" Bell Communications Research, Inc. Economics Discussion Paper # 3, 1985.