

ED 314 062

IR 052 993

TITLE Problem Definition Process: A Guide to Research Strategies.

INSTITUTION Pennsylvania State Library, Harrisburg.

PUB DATE Jan 89

NOTE 70p.; ACCESS PENNSYLVANIA: An Agenda for Knowledge and Information Through Libraries. For the 1985 curriculum guide, see ED 264 887.

PUB TYPE Guides - Classroom Use - Materials (For Learner) (051) -- Guides - Classroom Use - Guides (For Teachers) (052)

EDRS PRICE MF01/PC03 Plus Postage.

DESCRIPTORS Learning Resources Centers; *Library Instruction; Library Skills; *Online Searching; Reference Materials; Research Tools; *Search Strategies; Secondary Education; State Curriculum Guides; *Student Research; Work Sheets

ABSTRACT

Although this guide was designed to support "Pennsylvania Online: A Curriculum Guide for School Library Media Centers" (1985), the State of Pennsylvania curriculum guide for online searching, many of its components are also suitable for use by school librarians when teaching the elements involved in searching for resources manually. Designed to assist students in formulating focused research questions, the guide provides lesson plans and worksheets for each of seven steps in the process of defining a research problem: (1) "Developing the Research Question" encourages students to do preliminary reading to identify current issues within a subject field; (2) "Identifying Key Words" helps students develop the skill of identifying key nouns for a database search; (3) "Expanding Key Words" addresses synonyms, variant forms, and related terms; (4) "Recognizing General and Specific Topics" helps students to narrow a topic; (5) "Choosing Appropriate Terms" enables students to recognize and eliminate terms that are not related or compatible with the research question; (6) "Recognizing the Relationship Between Key Words" instructs students in the most effective ways to select operators; and (7) "Developing a Search Strategy" focuses on the selection of an appropriate subject category, selection of an appropriate database and analysis of its content, and deciding whether the search should be performed online or manually. Answer keys for the worksheets and a glossary of basic search terms are included. (SD)

 * Reproductions supplied by EDRS are the best that can be made *
 * from the original document. *

U. S. DEPARTMENT OF EDUCATION
Office of Educational Research and Improvement
EDUCATIONAL RESOURCES INFORMATION
CENTER (ERIC)

This document has been reproduced as
received from the person or organization
originating it

Minor changes have been made to improve
reproduction quality

• Points of view or opinions stated in this docu-
ment do not necessarily represent official
OERI position or policy

PROBLEM SOLUTION STRATEGIES:

A Guide to Instructional Strategies

"PERMISSION TO REPRODUCE THIS
MATERIAL HAS BEEN GRANTED BY

Doris M. Epler

TO THE EDUCATIONAL RESOURCES
INFORMATION CENTER (ERIC)."

PROBLEM DEFINITION PROCESS:

A Guide To Research Strategies



**State Library of Pennsylvania
Sara Parker, State Librarian**

Commonwealth of Pennsylvania
Robert P. Casey, Governor

Department of Education
Thomas K. Gilhool, Secretary

State Library of Pennsylvania
Sara Parker, State Librarian

Division of School Library Media Services
Doris M. Epler, Director



Pennsylvania Department of Education
State Library
Division of School Library Media Services
333 Market Street
Harrisburg, PA 17126-0333

January 1989

The Pennsylvania Department of Education will not discriminate in its educational programs, activities, or employment practices, based on race, color, national origin, sex, age, religion, ancestry, handicap, union membership, or any other legally protected classification. Announcement of this policy is in accordance with state and federal laws, including Title IX of the Education Amendments of 1972, and Sections 503 and 504 of the Rehabilitation Act of 1973.

Employees and participants who have an inquiry or complaint of harassment or discrimination, or who need information about accommodations for handicapped persons, should contact Susan Mitchell, Affirmative Action Officer/Contract Compliance Officer, Pennsylvania Department of Education, 333 Market Street, Harrisburg, PA 17126-0333 (717-787-1953).

TABLE OF CONTENTS

	<u>Page</u>
Acknowledgements	iii
Special Acknowledgements	iv
Introduction	1
 STEP 1	
Develop the Research Question	3
Lesson Plan 1.1 - Focus of Research	4
Worksheet 1.1 - Unfocused/Focused Questions	6
Answer Sheet 1.1	8
Relationship of Topic and Subtopics 1.2	9
Identifying General and Narrow Aspects of a Research Topic 1.3	10
 STEP 2	
Identify Key Words	11
Lesson Plan 2.1 - Identify Key Words	12
Worksheet 2.1 - Identify Key Words	13
Answer Sheet 2.1	14
 STEP 3	
Expand Key Words	15
Lesson Plan 3.1 - Expand Key Words	16
Worksheet 3.1 - Synonyms	17
Answer Sheet 3.1	18
Worksheet 3.2 - Variant Spellings	19
Answer Sheet 3.2	20
Worksheet 3.3 - Proper Names	21
Answer Sheet 3.3	22
Worksheet 3.4 - Proper Names - Places	23
Answer Sheet 3.4	24
Worksheet 3.5 - Related Terms	25
Answer Sheet 3.5	26
 STEP 4	
Recognize General and Specific Topics	27
Lesson Plan 4.1 - General and Specific Topics	28
Worksheet 4.1 - General and Specific Topics	30
Answer Sheet 4.1	31
Worksheet 4.2 - General vs. Specific	32
Answer Sheet 4.2	33

	<u>Page</u>
STEP 5	
Choose the Most Appropriate Terms	34
Lesson Plan 5.1 - Appropriate Terms	35
Worksheet 5.1 - Appropriate Key Words	37
Answer Sheet 5.1	38
Worksheet 5.2 - Appropriate Terms	39
Answer Sheet 5.2	40
STEP 6	
Recognize the Relationship Between Key Words	41
Lesson Plan 6.1 - Relationship Between Key Words	42
Worksheet 6.1 - Keywords	43
Answer Sheet 6.1	44
Lesson Plan 6.2 - Venn Diagrams	45
Handout 6.2	46
Worksheet 6.2 - Logical Operations	47
Answer Sheet 6.2	48
Lesson Plan 6.3 - Positional Operators	49
Worksheet 6.3 - Positional Operators	50
Answer Sheet 6.3	51
STEP 7	
Developing a Search Strategy	52
Lesson Plan 7.1a - Identify Topics	53
Handout 7.1 - Strategy Process	54
Lesson Plan 7.1b - Subject Category	55
Worksheet 7.1b - Appropriate Subjects	56
Answer Sheet 7.1b	57
Lesson Plan 7.2 - Database	58
Lesson Plan 7.3 - Search	59
Worksheet 7.3 - Search Determination	60
Appendices:	
A. Glossary of Terms	61

ACKNOWLEDGEMENTS

This document was made possible by the dedication and hard work of many people. The State Library of Pennsylvania and the Pennsylvania Department of Education wish to thank the following people for making The Problem Definition Process: The Guide to Research Strategies become a reality:

M. Veanna Baxter
Librarian
Conestoga Valley School District
Conestoga Valley High School

David Greer
Librarian
Southern Tioga School District
Mansfield Jr/Sr High School

Annabel Grote
Librarian
Upper Moreland School District
Upper Moreland Sr High School

Cindy Hedes
Librarian
Palmerton Area School District
Palmerton Area J/S High School

Phyllis Martin
Library Supervisor
Manheim Township School District

Kathryn Olesak
Librarian
Pittsburgh City School District
Schenley High School Teacher Center

John Politis
Librarian
Philadelphia City School District
Central High School

Linda Savido
Librarian
Pittsburgh City School District
Greenway Middle School Teacher Center

SPECIAL ACKNOWLEDGEMENTS

To the following State Library staff for their assistance in planning and compiling elements of this document.

Sara Parker, State Librarian

Doris M. Epler, Ed.D., School Library Media Services Director

Susan E. Barron, Resource Specialist

Margaret V. Goodlin, School Library and Educational Media Supervisor

Neil Richvalsky, School Library Development Advisor

Evelyn C. Werner, Resource Center Coordinator

INTRODUCTION

Today's students are living in a technologically oriented world; a world in which information is doubling every two years. As a result, it becomes increasingly apparent that students need the skills necessary to identify and locate research materials from the vast volume of data that the information explosion has generated. While school libraries provide students access to thousands of resources and, in many cases, electronic databases, this remains useless if students have not properly analyzed the research question. Students gain valuable time when they research materials which are appropriate to their research questions. Therefore, students must acquire the competencies inherent in the problem definition process.

This document has been designed to support PENNSYLVANIA ONLINE: A Curriculum Guide for School Library Media Centers, State Library of Pennsylvania, 1985. However, many components are suitable for use by school librarians when teaching the elements involved in searching for resources manually.

Problem definition is the process of analyzing a research question, recognizing key concepts and relationships of words, and developing an appropriate search strategy.

The problem definition process can be divided into seven steps:

1. Develop the research question

2. Identify key words
3. Expand key words
4. Recognize general and specific topics
5. Choose appropriate terms
6. Recognize the relationship between key words
7. Develop a search strategy

The problem definition process is applicable for students with specific research needs as well as those whose research need is part of a larger project such as a research paper or thesis.

In addition to Pennsylvania Online, other documents in this series which will be of assistance in school library media curriculum development are:

Integrating Information-Management Skills: A Process for Incorporating Library Media Skills Into Content Areas. State Library of Pennsylvania, 1987.

Pennsylvania Guidelines for School Library Media Programs. State Library of Pennsylvania, 1987.

Step 1. Develop the Research Question

The first step in the research process is to identify the purpose or focus of the research problem. Students should be encouraged to do some preliminary reading of materials related to the topic to identify current issues within a subject field. This activity will help students develop a coherent research question which clarifies the intent of the research.

School librarians can assist students in identifying a research focus by introducing the concept of topic narrowing through the use of headings and subheadings. The lesson plans and worksheets which follow are designed to assist students in formulating focused research questions.

Lesson Plan - Step 1.1

INFORMATION-MANAGEMENT OBJECTIVES

1. Identify the purpose or focus of the research.
2. Compose a one-sentence question/statement reflecting the complete focus of the research problem.

STUDENT ACTIVITIES

1. Differentiate between focused and unfocused research questions.
(Worksheet 1.1.)
2. Compose a research question and form a topic and subtopic listing from a given section of the Readers' Guide to Periodical Literature.
3. Using titles of periodical articles, formulate statements which identify the general and narrow aspects of the topic of the article.
(Handout 1.3.)

TEACHER/LIBRARIAN ACTIVITIES

1. Introduce concept of topic limiting/narrowing.
2. Provide examples of general versus narrow topic areas.
3. Demonstrate the use of heading-subheadings from Readers' Guide. (prepare transparency, see Instruction Sheet 1.2)
4. Demonstrate the importance of number of citations. (prepare transparency/handouts)

5. Demonstrate the general and specific organization concept of table of contents and of indexes - show books/handout of complicated index.

EVALUATION PROCEDURES

1. Assess and discuss student worksheets.
2. Evaluate individual student research questions.

Worksheet 1.1

Research Questions - Unfocused/focused

Place an "F" adjacent to research questions which focus on specific aspects of a topic or question. Place an "N" adjacent to research questions which are too general or not focused on a topic's central issue.

1. ___ Are whales and seals becoming extinct?
2. ___ What actions are being implemented for protection of whales and seals?
3. ___ What are the effects of acid rain?
4. ___ Is acid rain responsible for evergreen defoliation?
5. ___ Is acid rain responsible for decreased fish population?
6. ___ What are the causes of teenage suicide?
7. ___ What societal and personal pressures lead teenagers to suicide?
8. ___ How are day care centers financed?

9. ___ Is financing of day care centers by government, industry, or parents possible?
10. ___ What are the effects of nuclear war?
11. ___ How does nuclear winter threaten existence of life?
12. ___ What are the causes and effects of air pollution?
13. ___ Is the decay of the ozone layer causing a "greenhouse" effect?
14. ___ How do people deal with stress?
15. ___ What effects do stress have on overeating and acne?
16. ___ Can stress levels be lowered through physical activity?
17. ___ What are the causes of teenage alcoholism?
18. ___ Is teenage alcoholism affected by alcoholic parents?

Answer Sheet for Worksheet 1.1

Research Questions - Unfocused/focused

1. N
2. F
3. N
4. F
5. F
6. N
7. F
8. N
9. F
10. N
11. F
12. N
13. F
14. N
15. F
16. F
17. N
18. F

*Answers on some worksheets may vary

Instruction Sheet for 1.2

Relationship of Topic and Subtopics

1. Prepare facsimile of several Readers' Guide pages which have several subtopics. (transparency or individual handout)
2. Show students page layout, guideline words, subheadings and explain the purpose of subtopics.
3. Show students how to compose sample research questions from titles of periodical articles. Each student could use an old paperback index or distribute various periodicals to the students.

Handout 1.3

TOPICS:

IDENTIFYING GENERAL AND NARROW ASPECTS OF A RESEARCH TOPIC

NARROWED (Leads to focus for research)	TOPIC	GENERAL (Leads to identification and database and/or reference works and books)
Laterality Dyslexia Brain Disorders Learning	BRAIN	Mental Health Psychology Medical (medicine) Memory
Physical Response Mental Pressures Causes Relief	STRESS	Social Sciences Psychology Medical (medicine) Behavior (ism)
Mainstreaming Physical Access Civil Rights	HANDICAPPED CHILDREN	Education Law-Legal (legislation) Social Sciences
Effects (social costs) Solutions	ILLITERACY	Education Reading Literacy Social Sciences Criminology
Social, legal and/or biological issues	SURROGATE MOTHERHOOD	Bioethics Medical Ethics Law-Legal (legislation) Biology

Step 2: Identify Key Words

Every librarian has worked through the frustrating and exciting process of prying the reference question from a student or library user. We have all used worksheets or given tests where the student did not have the ability to understand the main idea.

What is the key word? Most often it is a noun or a compound noun which holds the major meaning in a sentence. For database searching, identification of the relationship of key words can be effected through the search strategy, so it is necessary for students to identify key nouns. How does one teach the concept of identifying key words? The following simple activity should help your students develop this skill.

Lesson Plan Step 2.1

INFORMATION-MANAGEMENT OBJECTIVES

1. Recognize major concept words in research questions.

STUDENT ACTIVITIES

1. Using five research questions from Worksheet 1.1, analyze each research question according to the following directions. (Refer to Worksheet 2.1)
 - . Underline nouns
 - . Cross out dead/meaningless words
 - . Identify nouns which need to be/could be linked together
 - . Propose most meaningful words as key words
 - . Justify choice of key words

TEACHER/LIBRARIAN ACTIVITIES

1. Demonstrate relationship between key words within sentences.

EVALUATION PROCEDURES

1. Assess and discuss student worksheets.

Worksheet 2.1

Identifying Key Words

Select five statements from Worksheet 1.1 from Step 1 which have been labeled F. (Focused)

In each of the five statements

1. Underline all key words
2. Write the key words and briefly explain your choices

Example:

How does discrimination on the basis of physical appearance affect an individual's opportunity for employment?

Key words:

Discrimination
Appearance
Opportunity
Employment (EMPLOYMENT-OPPORTUNITY)

Answer Sheet for Worksheet 2.1

Identifying Key Words

2. What actions are being implemented for protection of whales and seals?
4. Is acid rain responsible for evergreen defoliation?
5. Is acid rain responsible for decreased fish population?
7. What societal and personal pressures lead teenagers to suicide?
9. Is financing of day care centers by government, industry, or parents possible?
11. How does nuclear winter threaten existence of life.
13. Is the decay of the ozone layer causing a "greenhouse" effect?
15. What effects do stress have on overeating and acne?
16. Can stress levels be lowered through physical activity?
18. Is teenage alcoholism affected by alcoholic parents?

26

Step 3: Expand Key Words

The use of the key words alone, as identified in the research question, may not always give the searcher the greatest possible number of relevant information sources. Prior to categorizing and developing relationships between these topics, key words must be examined to determine any synonyms, variant forms, and related terms. The use of these will broaden the possibility of retrieving as many documents as possible.

Lesson Plan Step 3.1

INFORMATION-MANAGEMENT OBJECTIVES

1. Identify synonyms of key words using resources such as general dictionaries, the Thesaurus of ERIC Descriptors or another thesaurus, Sear's List of Subject Headings, or Library of Congress Subject Headings.

STUDENT ACTIVITIES

1. Given a list of key words, the student will develop a list of synonyms utilizing several sources. (Worksheet 3.1)

TEACHER/LIBRARIAN ACTIVITIES

1. Define "synonym" and explain its importance in the search process. Prepare and distribute a handout with examples, i.e., ocean-sea, overweight-obesity.
2. Distribute Worksheet 3.1. Ninth grade students could be required to match the two columns. Older students could be required to find their own synonyms for the words in column A only.

EVALUATION PROCEDURES

1. Evaluate worksheets.
2. Evaluate quiz.

Worksheet 3.1

Synonyms

Match the synonym in column B to column A

A	B
___ 1. holiday	A. education
___ 2. weather	B. sea
___ 3. dog	C. narcotics
___ 4. animal	D. canine
___ 5. doctor	E. sports
___ 6. drugs	F. horticulture
___ 7. ocean	G. universities
___ 8. hurricane	H. climate
___ 9. diet	I. work
___ 10. flag	J. pupil
___ 11. Blacks	K. professor
___ 12. employment	L. mathematics
___ 13. student	M. nutrition
___ 14. ship	N. physician
___ 15. baby	O. ethics
___ 16. shrubbery	P. yearling
___ 17. gardening	Q. history
___ 18. arithmetic	R. infant
___ 19. social studies	S. boat
___ 20. physical education	T. bushes
___ 21. Russia	U. Soviet Union
___ 22. athletics	V. banner
___ 23. teacher	W. Afro Americans
___ 24. colleges	X. tropical storm
___ 25. morals	Y. gym
___ 26. learning	Z. feast

Answer Sheet for Worksheet 3.1

Synonyms

1. Z
2. H
3. D
4. P
5. N
6. C
7. B
8. X
9. M
10. V
11. W
12. I
13. J
14. S
15. R
16. T
17. F
18. L
19. Q
20. Y
21. U
22. E
23. K
24. G
25. O
26. A

Worksheet 3.2

Variant Spellings

Using a dictionary, identify variant spellings of the words in column A

A	B
1. Color	_____
2. Encyclopedia	_____
3. Fish	_____
4. Glamor	_____
5. Ghettos	_____
6. Mcneys	_____
7. Molt	_____
8. Cajun	_____
9. Cabala	_____
10. By	_____
11. Bunco	_____
12. Bulrush	_____

Answer Sheet for Worksheet 3.2

Variant Spellings

1. Colour
2. Encyclopaedia
3. Fishes
4. Glamour
5. Ghettoes
6. Monies
7. Moults
8. Cajan
9. Cabbaia, Cabbalah
10. Bye
11. Bunko
12. Bullrush

20

Answer Sheet for Worksheet 3.3

Proper Names

1. Samue. Clemens
2. John Fitzgerald Kennedy; J.F.K.
3. F.D.R.
4. Feodor Dostoevsky
5. Norma Jean Baker
6. Robert Gordon Orr
7. Rev. Michael King
8. Jerome David Salinger
9. Karol Woytyla
10. Princess Di; Diana Spencer
11. Stephen Spielberg
12. Ivan IV, Czar of Russia
13. Walter Elias Disney
14. Mary Anne E ans
15. Dame Agatha Christie

Worksheet 3.4

Proper Names - Places

Using an atlas, almanac, encyclopedia, gazeteer, or geographical dictionary, identify alternate names for these places.

1. U.S. _____
2. U.S.S.R _____
3. South Africa _____
4. England _____
5. TX _____
6. Near East _____
7. Latin America _____
8. Democratic Republic of Germany _____
9. China _____
10. Taiwan _____
11. Serbia _____
12. South Pole _____
13. French Indo-China _____
14. Zaire _____
15. West Indies _____

Answer Sheet for Worksheet 3.4

Proper Names - Places

1. United States
2. Union of Soviet Socialist Republics, Soviet Union or Russia
3. Union of South Africa
4. Great Britain
5. Texas
6. Middle East
7. South America, Central America, Mexico
8. East Germany
9. Peoples' Republic of China, Red China
10. China, Formosa
11. Yugoslavia
12. Antarctica
13. Vietnam, Laos, Cambodia, Kampuchee
14. Congo, Belgian Congo
15. Caribbean

Worksheet 3.5

Related terms

Match column A with all related terms in column B.

Column A

1. business _____
2. animals _____
3. computers _____
4. smoking _____
5. pregnancy _____
6. books _____
7. health _____
8. environment _____
9. carpentry _____
10. agriculture _____
11. religion _____
12. family _____

Column B

- A. taxes
- B. reading
- C. pets
- D. cigaretts
- E. Holy Days
- F. cough
- G. children
- H. produce
- I. siblings
- J. prenatal
- K. canine
- L. acid rain
- M. wood working
- N. prayers
- O. acid rain
- P. software
- Q. customers
- R. farm
- S. text
- T. zoology
- U. word processing
- V. diet
- W. library
- X. hardware
- Y. Surgeon General
- Z. exercise

Answer Sheet for Worksheet 3.5

Related terms

1. A, Q
2. C, K, T
3. U, P, X
4. F, D, Y
5. J
6. B, S, W
7. V, Z
8. L, O
9. M
10. R, H
11. N, E
12. I, G

Step 4: Recognize General and Specific Topics

Many times students become lost and frustrated when working through the research process because their topic is too general or too specific. When this happens, students find themselves at a dead end, and their next step may be to give up. However, when students understand how to narrow a topic, they will become more efficient searchers and their level of frustration will be minimized.

Lesson Plan Step 4.1

INFORMATION-MANAGEMENT OBJECTIVES

List key words and synonyms and divide them into two groups; general and specific.

STUDENT ACTIVITIES

1. Identify terms as general or specific. (Worksheet 4.1)
2. Using Worksheet 4.2 the student will:
 - a. Identify which terms under each column are general or specific.
 - b. Identify what broad term can be associated with each column.
 - c. Identify three additional broad categories (such as Aviation; Health; Music; Hobbies; Government, Plants) and list two general terms and two specific terms related to each broad term.

TEACHER/LIBRARIAN ACTIVITIES

1. Explain the difference between a general term and a specific term.
2. Demonstrate and discuss a sample list of general and specific terms used in a specific subject area. (Refer to sample list)
3. To reinforce the identification of terms as general or specific the following activity is recommended. Students can use cards (G for general and S for specific) to signal responses as the librarian reads a list of terms. (Suggested terms: snakes G, cobra S; greeting cards G, Christmas cards S; mental illness G, psychoses S).

EVALUATION PROCEDURES

1. Evaluate worksheet of General and Specific Terms.
2. Critique the group participation.

Worksheet 4.1

General and Specific Topics

Place a "G" behind all general topics and an "S" behind those that are specific.

G = General

S = specific

- | | | |
|----------------|---|-------|
| 1. disaster | - | _____ |
| 2. flood | - | _____ |
| 3. tragedy | - | _____ |
| 4. accident | - | _____ |
| 5. hurricane | - | _____ |
| 6. war | - | _____ |
| 7. catastrophe | - | _____ |
| 8. calamity | - | _____ |
| 9. tornado | - | _____ |
| 10. fire | - | _____ |
| 11. drought | - | _____ |

Answer Sheet for Worksheet 4.1

General and Specific Topics

1. G
2. S
3. G
4. G
5. S
6. S
7. G
8. G
9. S
10. S
11. S

Worksheet 4.2

General vs. Specific

Directions: Read each group of terms and label
G = General or S - Specific

Column A

Column B

Column C

a.

meat - _____
fruit - _____
bread - _____
peach - _____
vegetable - _____
roll - _____
beef - _____
carrot - _____
food - _____

sheep - _____
elephant - _____
animal - _____
puppy - _____
horse - _____
breed - _____
collie - _____
calf - _____
cats - _____

recreation - _____
soccer - _____
football - _____
sport - _____
gymnastic - _____
athletic - _____
aerobics - _____
basketball - _____
exercise - _____

b.

Broad
Categories

c.

Broad
Categories

General

General

Specific

Specific

Answer Sheet for Worksheet 4.2

General vs. Specific

	<u>Column A</u>	<u>Column B</u>	<u>Column C</u>
a.	1. G	1. S	1. G
	2. G	2. S	2. S
	3. G	3. G	3. S
	4. S	4. S	4. G
	5. G	5. S	5. S
	6. S	6. G	6. C
	7. S	7. S	7. S
	8. S	8. S	8. S
	9. G	9. S	9. G
b.	food	animals	recreation
c.	Answers will vary.		

Step 5: Choose the Most Appropriate Terms

Students are now ready to take the next step by focusing in on only the appropriate key words within a research question. This process is accomplished by recognizing and eliminating words not related or compatible with the research question.

Lesson Plan 5.1

INFORMATION-MANAGEMENT OBJECTIVES

Select the most appropriate terms from a list of key words and synonyms on a specific subject area.

STUDENT ACTIVITIES

1. Practice selecting appropriate terms from Worksheets 5.1 and 5.2.
2. On each worksheet compose a research question and list the key words and synonyms.
3. Discuss the relationship between the selected terms and the research statement.

TEACHER/LIBRARIAN ACTIVITIES

1. Explain and define the term "appropriate" as used in the objective.
2. Demonstrate and discuss the sample worksheet modeling the process of selecting the appropriate terms. (Worksheets 5.1 and 5.2)
3. Review the definition of "research question."

RECOMMENDED RESOURCE

Chopra, Linda L. et.al. Research Paper Dubuque: Wm. C. Brown Co., 1984.

EVALUATION PROCEDURE

1. Evaluate completed worksheets.

Worksheet 5.1

Appropriate Key Words

1. Read the statement below.

"Alcoholism is an increasing problem among youth in America."

2. Circle words in the columns below which are the most appropriate key words for the statement.

alcohol	tobacco	depressant
youth problem	stimulant	wine
drinking	beer	America
drugs	marijuana	adults
teenager	habit	drinking and driving
children	Alanon	

Answer Sheet for Worksheet 5.1

Appropriate Key Words

1. Alcohol
2. Youth problem
3. America

Worksheet 5.2

Appropriate Terms

Directions: After reading the statement below carefully, circle the most appropriate key words.

"Walt Disney contributed to the leisure time culture of the world through the creation of entertainment-educational centers."

Walt Disney	world	entertainment
humor	recreation	adults
Florida	Mickey Mouse	science fiction
education	contribute	children
Epcot	California	movies
mystery	leisure	culture

Answer Sheet for Worksheet 5.2

Appropriate Terms

1. Walt Disney
2. Entertainment
3. Education

Step 6: Recognize the Relationship Between Key Words

The process of conducting an effective search requires a knowledge of the relationship between key words in a search statement. This understanding enables the searcher to select effective operators resulting in an efficient and precise search. A well constructed research question provides a more cost-effective, timely, and relevant end product for the person doing an online search.

Lesson Plan 6.1

INFORMATION-MANAGEMENT OBJECTIVES

Recognize the relationship of key words.

STUDENT ACTIVITIES

1. Select related key words from Worksheet 6.1.

TEACHER/LIBRARIAN ACTIVITIES

1. Review lesson objective.
2. Review procedures for categorizing words.
3. Introduce the word matching exercise. (Worksheet 6.1)

EVALUATION PROCEDURES

1. Check the word lists.
2. Correct and review the word matching exercise.

Worksheet 6.1

Keywords

Directions: From the list below, choose key words which are related.

- | | |
|-------------------------|---------------------------|
| Dairy farmers | Sex discrimination |
| Youth problems | Music activities |
| Facial expressions | Cable television |
| Bands | Agriculture |
| Equal opportunities | Delinquency |
| Civil Rights | Generation gap |
| Body language | Closed circuit television |
| Television | Singing |
| Aging (individuals) | Farm occupations |
| Nonverbal communication | Older adults |

Related key words:

e.g. Dairy farmers -- agriculture, farm occupations

Answer Sheet for Worksheet 6.1

Keywords

1. Dairy farmers - agriculture, farm occupations
2. Youth problems - delinquency, generation gap
3. Facial expressions - body language, nonverbal communication
4. Bands - music activities - singing
5. Sex discrimination - Civil Rights - Equal Opportunity
6. Television - cable television - closed circuit television
7. Aging - older adults

Lesson Plan 6.2

INFORMATION-MANAGEMENT OBJECTIVES

Illustrate key word relationships by using Venn Diagrams to explain logical operators.

STUDENT ACTIVITIES

1. Participate in a discussion about logical operators. (Handout 6.2)
2. Color in the sections of each of the three Venn Diagrams which reflect each operator. (Worksheet 6.2)

TEACHER/LIBRARIAN ACTIVITIES

1. Review lesson objective.
2. Define logical operators. Distribute Handout 6.2 and explain thoroughly.
3. Illustrate the function of logical operators by using a transparency of Venn Diagrams. Distribute Worksheet 6.2.

EVALUATION PROCEDURES

1. Correct and review the Venn Diagram worksheets.

Handout 6.2

SEARCH OPERATORS

OPERATOR

REQUIRED RELATIONSHIP

Standard Boolean Operators

OR
NOT
AND

Either one or both terms must be in the document.
A term must not appear anywhere in a document.
Both terms must be in the same document.

Positional or Free-Text Operators

SAME
WITH
ADJ

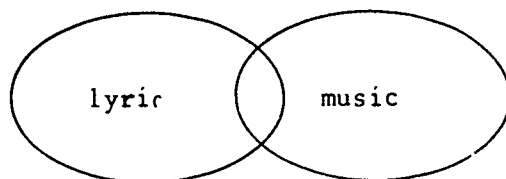
Terms must be in the same paragraph.
Terms must be in the same sentence.
Terms must be immediately adjacent to one another, in the order of entry

Worksheet 6.2

Logical Operators

The diagrams illustrating the logical operators are called Venn Diagrams.

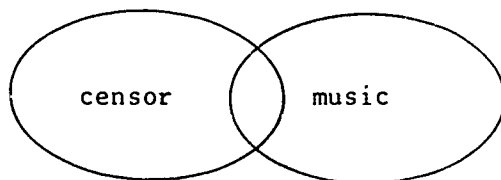
1. Shade in the areas which indicate lyric or music.



OR Operator

Used to group synonymous terms when at least one must be present.

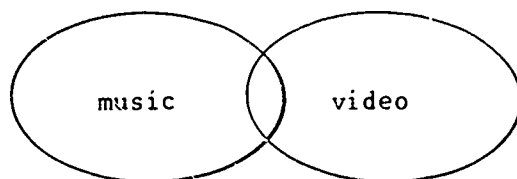
2. Shade in the areas which indicates censor and music



AND Operator

Used to connect concepts or terms when both or all must be present.

3. Shade in the area which indicates music but not video

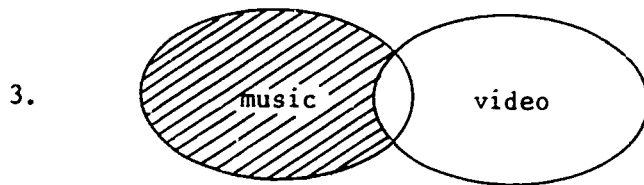
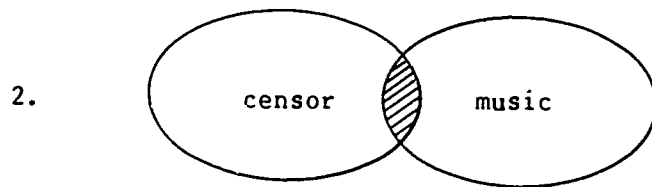
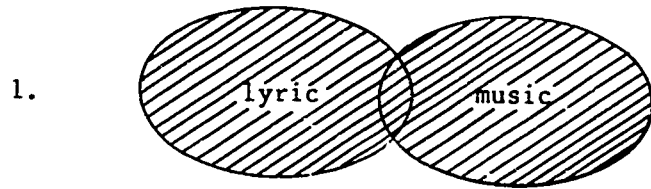


NOT Operator

Used to eliminate records containing the specified term.

Answer Sheet for Worksheet 6.2

Logical Operators



Lesson Plan 6.3

INFORMATION-MANAGEMENT OBJECTIVES

Explain the precise relationship of positional operators and their impact on the search statement.

STUDENT ACTIVITIES

1. Participate in a discussion about positional operators.
2. Complete worksheet on positional operators. (Worksheet 6.3)

TEACHER/LIBRARIAN ACTIVITIES

1. Review lesson objective.
2. Define a search statement.
3. Define positional operators and explain their functions. Refer to Handout 6.2.
4. Distribute Worksheet 6.3.

EVALUATION PROCEDURES

1. Evaluate the worksheets on positional operators.

Worksheet 6.3

Positional Operator

1. Write a search statement which will retrieve the terms "eating" and "disorder" in the same paragraph.

2. Write a search statement which will retrieve the terms "eating" and "disorder" in the same sentence.

3. Write a search statement which will retrieve the terms "eating" and "disorder" next to each other in the same sentence.

Answer Sheet for Worksheet 6.3

Positional Operators

1. Eating same disorder.
2. Eating with disorder.
3. Eating adj disorder.

Step 7: Developing a Search Strategy

When doing research, it is important to look at all options in order to make the most efficient and productive decision. Developing a search strategy is part of this process. It is the decision making process that determines whether a topic is appropriate for an online search. The lesson plans follow the sequence of steps taken in this process. The plans may be used as a unit or the final plan as an independent lesson. The strategy process includes:

1. Select an appropriate subject category.
2. Select an appropriate database and analyze its content.
3. Determine whether the search should be performed online or manually.

Lesson Plan 7.1a

INFORMATION-MANAGEMENT OBJECTIVES

Using the BRS/Search Service Databases Available sheet, identify appropriate topics for subject categories.

STUDENT ACTIVITIES

1. Examine BRS subject category list.
2. Choose a subject category.
3. List topics for the category chosen.
4. Report results to class.

TEACHER/LIBRARIAN ACTIVITIES

1. Review lesson objective and review Handout 7.1.
2. Introduce major subject categories from BRS subject category list.
3. Organize class into groups.
4. Assign subject category to each group.
5. Assist groups with activity.

EVALUATION PROCEDURES

1. Evaluate the report.

Hardout 7.1

Strategy Process

1. Select appropriate subject category.
2. Select appropriate database(s).
3. Analyze content of database(s).
4. Determine online charges.
5. Determine full text or bibliographic database.
6. Decide online or manual search.

Lesson Plan 7.1b

INFORMATION-MANAGEMENT OBJECTIVES

Select appropriate subject category.

STUDENT ACTIVITIES

1. Match subject categories with suggested topics from Worksheet 7.1b.

TEACHER/LIBRARIAN ACTIVITIES

1. Review the lesson objective.
2. Review subject categories.
3. Distribute Worksheet 7.1b.
4. Assist student with subject category selection.

EVALUATION PROCEDURES

1. Evaluate Worksheet 7.1b.

Worksheet 7.1b

Appropriate Subjects

<u>Suggested Topics</u>	<u>Subject Categories</u>
___ 1. scholastic tests	A. Medicine/Pharmacology
___ 2. alcohol and drug abuse	B. Physical/Applied Science
___ 3. handicapped children	C. Life Science
___ 4. AIDS	D. Business
___ 5. cancer	E. Social Science/Humanities
___ 6. nutrition	F. Education
___ 7. computer hardware	G. Reference/Multi-Disciplinary
___ 8. acid rain	
___ 9. toxic waste	
___ 10. patents	
___ 11. math statistics	
___ 12. frogs	
___ 13. farming	
___ 14. stocks	
___ 15. tourism	
___ 16. marketing	
___ 17. psychology	
___ 18. marriage	
___ 19. aging	
___ 20. colleges	
___ 21. Civil War	
___ 22. British authors	
___ 23. Peace Corps	
___ 24. sports injuries	

Answer Sheet for Worksheet 7.1b

Appropriate Subjects

1. F
2. E
3. F
4. A
5. A
6. A
7. B
8. C
9. C
10. B
11. B
12. C
13. C
14. D
15. D
16. D
17. E
18. E
19. E
20. F
21. G
22. G
23. F
24. A

Lesson Plan 7.2

INFORMATION-MANAGEMENT OBJECTIVES

Using the BRS Database sheet, analyze the content of a database and choose an appropriate database to search one topic from Worksheet 7.1b.

STUDENT ACTIVITIES

1. Select one topic from Worksheet 7.1b.
2. Determine subject category of topic.
3. Using the database descriptive, select a database.
4. Using the AID Page for a database, select and analyze the content of the database.
5. Give a report.

TEACHER/LIBRARIAN ACTIVITIES

1. Review lesson objective.
2. Introduce an AID Page for a database.

EVALUATION PROCEDURES

1. Evaluate report.

Lesson Plan 7.3

INFORMATION-MANAGEMENT OBJECTIVES

Determine whether a search should be done online or manually.

STUDENT ACTIVITIES

1. From the databases chosen in the previous lesson, complete Worksheet 7.3.

Complete the following activities:

- a. Check the AID Page to determine if the database is responsive to the time period of the research question.
- b. Identify whether the database is full text or bibliographic.
- c. Project the cost of an online search.
- d. Decide whether the search should be done online or completed manually.

TEACHER/LIBRARIAN ACTIVITIES

1. Review lesson objectives.
2. Introduce BRS Service Charge Sheet.
3. Assist student with decision making.

EVALUATION PROCEDURES

1. Evaluate Worksheet 7.3

Worksheet 7.3

Online or Manual Search Determination

Topic _____

Subject Category _____

Database(s) _____

Is database responsive to the time period of the research question?

_____ Yes _____ No

(If no, review other possible databases)

Full text _____ Bibliographic _____

Charges _____

Online Search _____ Manual Search _____

APPENDIX A

GLOSSARY

Focus - Concentrate attention on the major purpose of a research question.

Logical Operators - Standard Boolean operators (and, or, and not) that do not require any precise positional relationship between terms. The logical operators are used to indicate the presence or absence of particular terms within a group of documents.

Manual Searching - A process to identify resources which does not include any type of electronic searching.

Positional Operators - These operators (same, with, adj) allow users to indicate more precise positional relationships between terms. These require not only that the term be present in the same document, but also that they occupy particular positions relative to one another in that document.

Problem Definition - The process of analyzing a research question, recognizing key concepts and relationships of words, and developing an appropriate search strategy.

Search Strategy - A plan of action for accessing a database and retrieving the desired items. A search strategy may include a selection of terms, statements as to their desired relationships, and instructions concerning the sequence with which they are to be searched by a computer.

Subject categories - A multidisciplinary grouping of databases as defined by BRS.

70