

ED 307 921

JC 890 280

AUTHOR Hamre, William; Holsclaw, Mick
 TITLE 1989-90 Implementation of the Management Information System.
 INSTITUTION California Community Colleges, Sacramento. Office of the Chancellor.
 PUB DATE Jul 89
 NOTE 25p.; Discussed as agenda item number 5 at a meeting of the Board of Governors of the California Community Colleges (Millbrae, CA, July 13-14, 1989).
 PUB TYPE Reports - Descriptive (141) -- Speeches/Conference Papers (150)
 EDPS PRICE MF01/PC01 Plus Postage.
 DESCRIPTORS *Community Colleges; *Data Collection; *Educational Assessment; Evaluation Criteria; *Management Information Systems; *Outcomes of Education; *Statewide Planning; Two Year Colleges
 IDENTIFIERS *California

ABSTRACT

For the past three years, the Board of Governors has made the development and implementation of the California Community College Management Information System (MIS) a major priority. Following two years of pilot testing with five community college districts, statewide implementation of Phase I of MIS is slated to begin in July/August 1989. Several critical findings regarding data collection and reporting emerged from the pilot project, including the following: (1) the new reporting requirements will need to be introduced over a two-year period to allow for thorough testing and implementation of new data collection mechanisms; (2) the Chancellor's Office needs to take a more structured approach to the development of definitions for data elements and reporting requirements and the clarification of the roles of various state agencies; and (3) additional staff are needed to ensure data accuracy, access, and use. Phase I will focus on gathering data on student outcomes, beginning with information on student demographics, course outcomes, program awards, financial aid, matriculation, faculty assignment, and related areas. Phase II will emphasize the collection of data on staff, courses, programs, and the utilization of student services. When fully implemented, Phase II should allow the Chancellor's Office to regulate affirmative action efforts on a continuing basis, and to meet state and federal reporting requirements. Phase III will be devoted to the collection and reporting of data on finance and facilities, with special attention paid to the automatic development of budget and expenditures annual reports. Appendixes explain procedures for modifying the MIS "Data Element Dictionary" and developing reporting requirements, the policy on data access and report development, and allocations for MIS development by district. (ALB)

 * Reproductions supplied by EDRS are the best that can be made *
 * from the original document. *

Board of Governors
California Community Colleges
July 13-14, 1989

1989-90 IMPLEMENTATION OF THE MANAGEMENT INFORMATION SYSTEM

5

PERMISSION TO REPRODUCE THIS
MATERIAL HAS BEEN GRANTED BY

J. Smith

TO THE EDUCATIONAL RESOURCES
INFORMATION CENTER (ERIC)

U.S. DEPARTMENT OF EDUCATION
Office of Educational Research and Improvement
EDUCATIONAL RESOURCES INFORMATION
CENTER (ERIC)

This document has been reproduced as
received from the person or organization
originating it.

☒ Minor changes have been made to improve
reproduction quality.

• Points of view or opinions stated in this docu-
ment do not necessarily represent official
OERI position or policy.

Staff Presentation

*William Hamre, Associate Vice Chancellor
Management Information Services*

Mick Holsclaw, Specialist

Management Information Services

1989-90 IMPLEMENTATION OF THE MANAGEMENT INFORMATION SYSTEM

5

A Report

Background

For the last three years, the Board of Governors has made development and implementation of the California Community College Management Information System (MIS); a major priority in the *Basic Agenda* and in annual budget requests. Following two years of pilot testing with five community college districts, statewide implementation of Phase I of MIS is slated to begin in July/August of 1989.

Analysis

This agenda item describes the results of the two-year MIS Pilot Project, the plans for implementing systemwide reporting requirements under Phase I (data related to students); the status of design efforts for Phase II (data on staff, courses and programs, and student services utilization); and the objectives of design activities for Phase III (data on finances and facilities).

The item also presents a revised timeline or schedule for implementing the MIS Project, based on the experience gained from the Pilot Project a proposed process for the future development and review of MIS reporting requirements, and proposed policies concerning access and use of MIS information.

Staff Presentation *William Hamre, Associate Vice Chancellor*
 Management Information Services

Mick Holsclaw, Specialist
 Management Information Services

1989-90 Implementation of the Management Information System

Phase I Implementation

Statewide implementation of Phase I of the California Community College Management Information System will begin in July/August 1989 with the initial collection of student-related data from the 71 districts. The statewide system has been under development and testing for the past three years by the MIS Division of the Chancellor's Office, working in cooperation with agency program staff, five districts in the MIS Pilot Project, and various consultation committees. Funding uncertainties and the need for consensus on data element definitions and reporting requirements have delayed the project, but these obstacles have been overcome.

Several critical findings regarding data collection and reporting have been made from the two-year MIS Pilot Project that involved the five districts: Butte, Mt. San Antonio, San Joaquin Delta, San Jose Evergreen, and Sonoma.

The first finding is that new reporting requirements will need to be introduced over several years. The original project schedule, or timeline, called for one year of pilot testing/reporting, with statewide implementation scheduled the following year. Staff found that this schedule did not allow sufficient time either for thorough pilot testing or for district implementation of new data collection mechanisms. Figure 1 presents a revised timeline for the various stages of MIS implementation based on experience gained during the Pilot Project. The new schedule reflects the time required for the various components of implementation: data element definition, pilot project reporting and validation, consultation review, implementation of new data collection mechanisms, and development of budget change proposals (BCPs) for funding.

Second, staff has found that the Chancellor's Office needs to take a more structured approach to the development of data element definitions and reporting requirements. The Pilot Project has been successful in involving various program areas with the Chancellor's Office in the development of new requirements; however, the process for internal and external review and approval of proposed new data elements needs to be formalized. The process must explicitly define the roles of all those involved: the appropriate program unit, the MIS Division, the Chancellor's Cabinet, and the various parties in the consultation process. Appendix A discusses how the process should be formulated. After being reviewed through consultation, this process will guide the development of future MIS reporting requirements.

Finally, the Pilot Project has demonstrated the need to devote additional staff to the issues of data quality, access, and use. A major part of the work load of this additional staff will be to work with districts as well as staff within the Chancellor's Office to ensure the accuracy of data and to develop uses of the information collected

to support local and State research, planning, and evaluation activities. Appendix B provides a brief summary of projected outcomes of data reporting under Phase I of MIS, and includes a draft policy statement on access to and use of the information. The list of standard reports will be expanded over time as new reports are adopted through the MIS review process.

Scope of Phase I

Phase I of the MIS implementation focuses on student outcomes, with data collection, reporting, and processing beginning in the following areas:

Student Demographics	Financial Aid
Course Outcomes	Matriculation
Program Awards	Assessment
Disability	Faculty Assignment
EOPS	

The *Data Element Dictionary* developed for the project contains definitions and reporting requirements for Phase I. Figure 2 presents an overall scheme for Phase I reporting. The central focus for reporting data on students is the classroom experience (Section/Session records).

One of the most important features of the MIS design is the ability to tie data on student demographics to longitudinal (term-by-term) data on course and program enrollments/attendance. This capability will enable the Chancellor's Office to develop and publish reports on student outcomes for different audiences, including the Legislature, Governor, business and industry, State agencies, and the public.

Funding of Phase I

The 1989-90 Budget Act contains \$6.4 million in local assistance for implementing Phase I. This amount represents about \$50,000 per community college district, with an additional allocation of some \$2 per headcount student enrolled in the fall term (both credit and noncredit). A supplemental allocation of \$3.2 million, which would increase district allocations by 50 percent, has been a continued budget priority for the Board and the Chancellor. As of agenda production deadlines this augmentation was pending legislative action on the 1989-90 Budget. Appendix C lists district allocations under the two funding levels.

Data Element Dictionary

Among MIS project activities in 1988-89 was an extensive consultation review of the final draft of the *Data Element Dictionary* (June 1989), which led to the refinement of many definitions and final decisions on reporting requirements for matriculation and assessment activities. Future modifications of these requirements, which will apply

during Phase I, will be developed through the revised procedures described in Appendix A.

Conversion From USRS to MIS Reporting

The Pilot Project has shown that districts will need up to two years to make the transition from the current Uniform Statewide Reporting System (USRS) to the new MIS reporting structure. Until the transition is complete, districts will continue to use USRS reporting formats, allowing them to generate data required for State and federal reporting purposes. To assist them in the transition, the Chancellor's Office will provide two-year MIS Implementation Grants.

Districts will have several options for implementing this transition and will be able to establish their own schedules on the basis of current and planned information system activities. All of the options provide for reporting information in MIS formats for the 1989-90 academic year, with "mapping" from USRS to MIS, if necessary. Staff anticipates that the reporting requirements under Phase I will be fully implemented by the 1990-91 academic year.

Phase II Developments

Phase II of MIS implementation will focus on the collection and reporting of data on staff, courses and programs, and utilization of student services. Development of Phase II has fallen behind schedule because of the delays encountered in Phase I implementation and in finalizing Phase II requirements. However, detailed data element definitions and reporting requirements have now been completed. They will be submitted for consultation review and comment prior to being field tested by the five Pilot Project districts. A brief description of pilot activities in the three Phase II data categories is provided below.

Staff Data

Proposed staff-data elements have been revised following review by Chancellor's Office staff, the Personnel Commission of the Association of Community College Administrators, and the five Pilot Project districts. The development of staff-data reporting requirements has been somewhat complicated by the passage of AB 1725 and its many provisions relating to employment matters.

When fully implemented, Phase II should enable the Chancellor's Office to monitor district affirmative action efforts and full-time/part-time faculty ratios on a continuing basis, and to respond readily to State and federal employee-reporting requirements. To achieve these objectives, reporting of staff data must be converted from the current, limited fall-term "snapshot" provided by USRS to the continuous reporting made possible under MIS.

Course and Program Data

The data elements for the Course Inventory have been identified for pilot testing in Phase II. The focus is on improved reporting of data on the transfer/articulation status of courses, as well as on courses in basic skills and English as a Second Language, reflecting the systemwide interest in and priority attention being given to these areas. The revised data elements will provide the Chancellor's Office with data on UC and CSU transfer and general education courses on regular basis, as well as systemwide data on course lists for Project ASSIST.

A final determination of the relationship of Course Inventory data to that for Academic and Vocational Programs must await the results of the Board's current review of the course and program approval (CAPA) process. (A report on the CAPA review will be presented to the Board at its July meeting.) The Pilot Project will continue to use Course Inventory data generated by USRS until the Board has completed its review and appropriate new reporting requirements can be defined.

Student Services Utilization Data

The development of requirements for reporting data on utilization of student services represents the most dramatic departure from current reporting practices. Some programs, including EOPS and DSPS, generate their own detailed data on program-staff activity and student contacts, which is separate from any basic student records system. Extending data collection requirements to a number of additional programs such as these presents technical and procedural problems that must be evaluated thoroughly during pilot testing in Phase II.

Reporting requirements in this area have been developed by the Student Services Division of the Chancellor's Office. The proposed requirements are now being reviewed by the Chancellor's Cabinet and by the Council of Chief Student Services Officers. Recommendations from these reviews will be incorporated into the final reporting requirements used during pilot testing.

Phase III Objectives

Phase III of the MIS Pilot Project will focus on the collection and reporting of data on finances and facilities.

Financial Data

Reporting requirements for data on finances must be designed to meet four basic objectives, to:

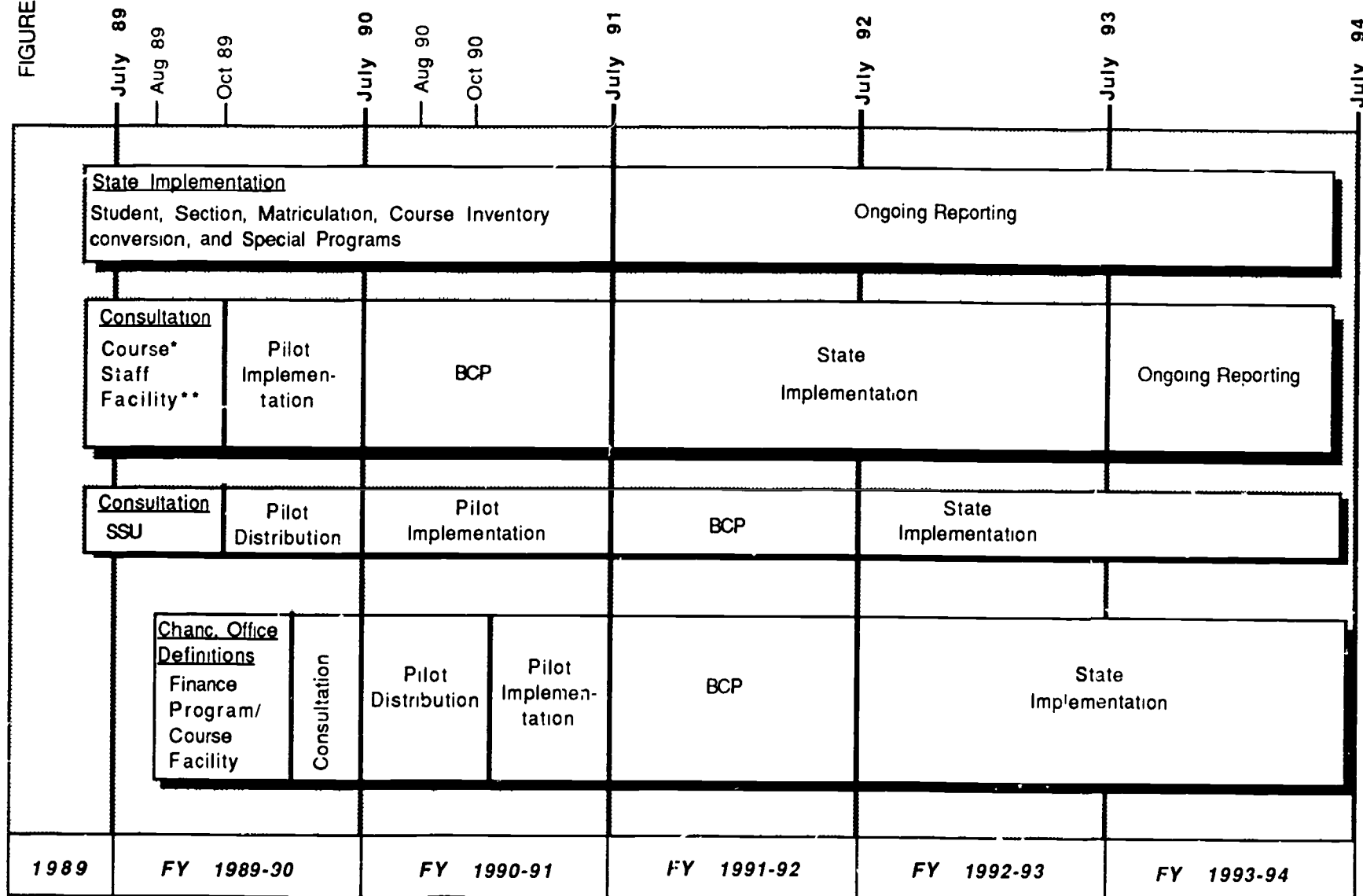
1. Automatically generate reports on annual district budgets and expenditures (CCFS-311) currently prepared by hand;
2. Coordinate categorical fiscal reporting, using similar formats;
3. Support development of program-based funding standards and allocation mechanism; and
4. Provide data needed for statutorily required reports on fiscal accountability.

Facilities Data

Developing reporting requirements on facilities data include updating the existing USRS Facilities Inventory. Also needed is a review of reporting requirements for off-campus facilities, many of which are leased, rented, or used free of charge by districts. Existing room-use categories need to be examined to assure that the Facilities Inventory reflects current practices. Improved coordination is required between the development of the Facilities Inventory and ongoing capital outlay planning. Finally, the design of Phase III should include a review of reporting requirements for data on remodeling, deferred maintenance, hazardous-substance removal, energy conservation, and instructional equipment projects.

REVISED TIMELINE FOR IMPLEMENTATION OF CHANCELLOR'S OFFICE MIS

FIGURE 1



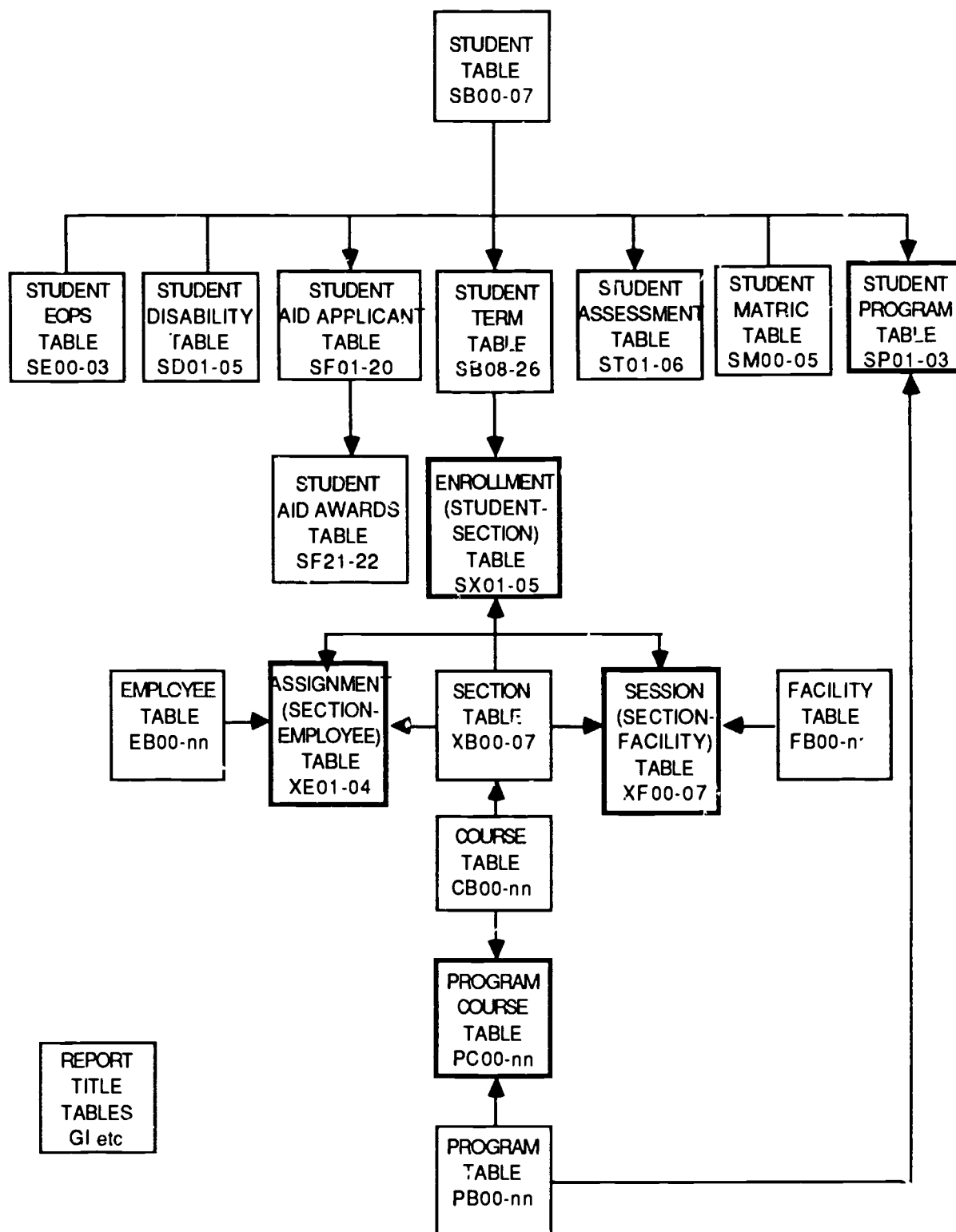
* General Education and Transfer categories

** Facility Inventory Conversion

FIGURE 2

California Community Colleges: MANAGEMENT INFORMATION SERVICES

DATABASE TABLES:



APPENDIX A

California Community Colleges Management Information System Procedure for Modification of the Data Element Dictionary

Introduction

Revisions of the Management Information System *Data Element Dictionary* (DED) and reporting requirements take place according to a five-stage process noted below. This process is designed to assume consultation review of reporting requirements in the development phase, and to allow sufficient lead time for revision of collection instruments and methods (such as new student application forms and the creation of data input programs). The timing of this procedure is illustrated in Attachment 1.

Five Steps to Revision of the Data Element Dictionary

1. **Proposals for change:** Requests for changes may originate from any user of the data, including district and college personnel, legislative staff, Chancellor's Office staff, and other state agencies. As requests are received, they will be analyzed by the Chancellor's Office MIS staff for impact on the system and a draft proposal will be developed. MIS unit staff will provide guidance and assistance as the proposal is reviewed within the Chancellor's Office and prepared for submission to the consultation process. (Refer to Attachment 2 for an expanded discussion of this process.)
2. **Consultation:** Proposals shall follow the normal consultation structure for review and revision, including review by all appropriate councils with final review by the Chancellor's Executive Council. Consultation review must be completed by May 30 of each academic year, or the implementation of the proposal will be deferred until the consultation process has been completed, delaying implementation to the following academic year.
3. **Publication of changes:** MIS unit staff will prepare the final form of the change to the DED, duplicate it and distribute it to the field. All changes shall be published and distributed by June 30 of each year.
4. **Implementation of changes:** Beginning in July, districts will modify their data collection processes, revising forms and computer programs. For example, a change which required modification of the admissions form would be designed into the form during the summer, distributed during the fall at high school workshops, and collected in the spring for input into the database. The fall data submission, containing the records of students admitted using the new forms

would be submitted to the Chancellor's Office in January or early February, eighteen months after publication of the change.

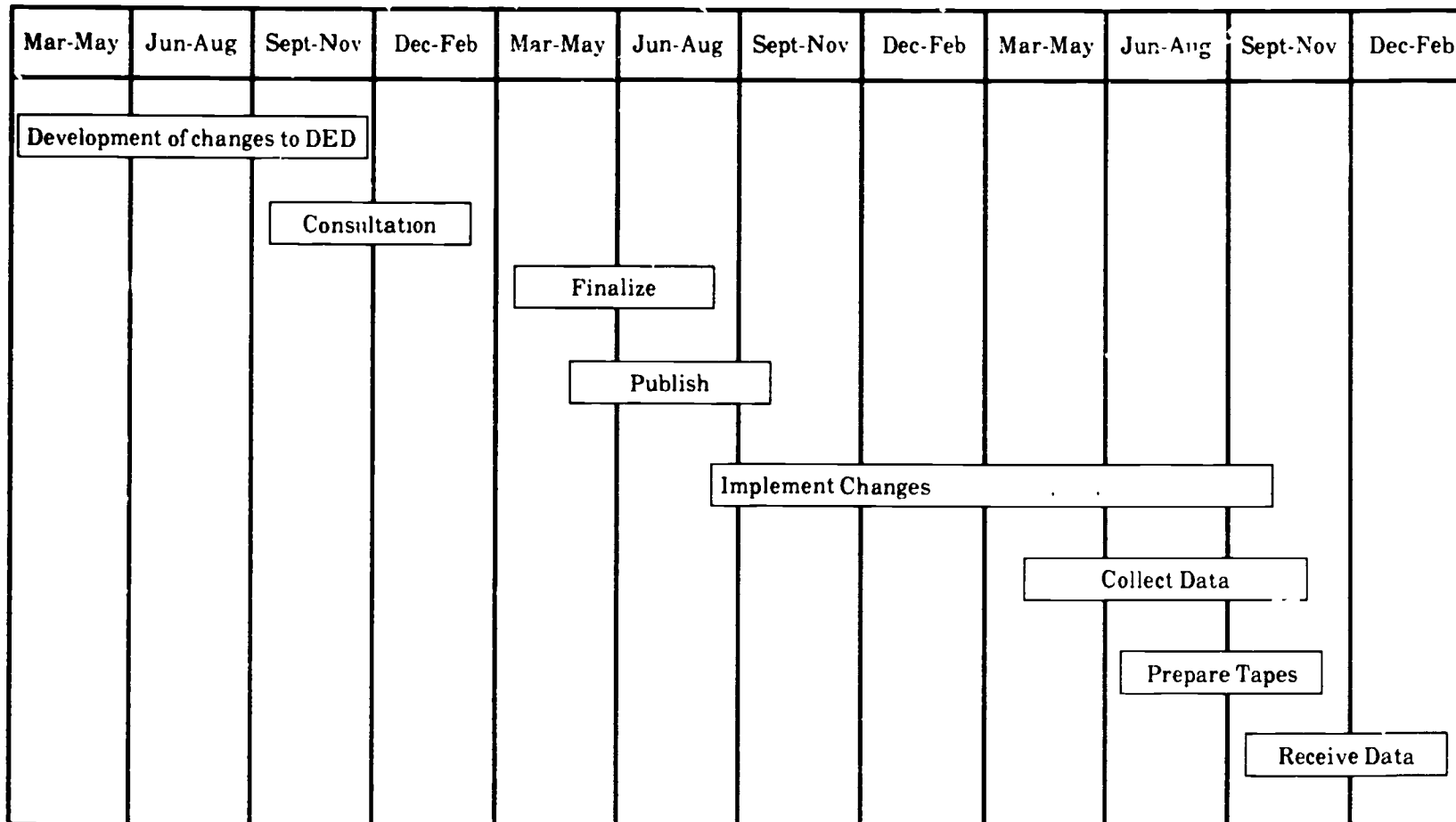
5. **Receipt of data and load of statewide database:** By April the new data will be available for analysis and report generation.

Exceptions

Two exceptions to this time frame are possible. The first exception is for changes which are technical adjustments to the coding details of the data elements and do not require any adjustments to the data collection instruments and data collection process. Such changes may be made without consultation review, and implemented according to an accelerated time frame.

In circumstances where there is a pressing system requirement for a new data element or for modification to an existing data element, a request may be made for an accelerated implementation schedule. Upon concurrence of the CEO council, an accelerated implementation schedule may be adopted with the understanding that not all districts may be able to comply due to insufficient lead time.

Procedure for Modification of the Management Information System Data Element Dictionary



APPENDIX A Attachment 1

APPENDIX A

Attachment 2

California Community Colleges Management Information System Process for the Development of Reporting Requirements

The Chancellor's Office will follow a form-stage process for the development of requests for changes to MIS reporting requirements and standard reports.

1. Conceptual Proposal

- a. A Program Unit staff person determines that there is a need to establish a new or revised reporting requirement due to agency needs or requests from the field.
- b. A conceptual proposal is developed by the staff person. The purpose of the conceptual proposal is to identify data needed, describe how data will be used, and consider related policy issues.
- c. The conceptual proposal is reviewed by Program Unit staff for comments and additions.
- d. The conceptual proposal is approved by the Program Unit head.

2. Draft Proposal

- a. A draft proposal is developed, in consultation with MIS staff. The draft proposal will contain more details of proposed data collection and use. MIS staff analyzes the feasibility of the proposal. Draft pages for the *Data Element Dictionary* are developed.
- b. The draft proposal is reviewed by sponsoring Program Unit staff for comments.
- c. After necessary revisions, the draft proposal is approved by the Program Unit head and forwarded to other units/divisions for review.
- d. The draft proposal is reviewed by agency staff in a meeting conducted by the sponsoring Program Unit. The focus here is on relationships to activities in other units/ divisions and other data collection efforts.

- e. The revised draft is submitted to Cabinet for review and approval.
- f. The consultation proposal is developed.
- g. The consultation proposal is distributed by the Chancellor to external state agencies and appropriate councils for review/comments.

3. Final proposal development

- a. The final proposal is developed with consideration of comments from external groups/agencies, in consultation with MIS staff.
- b. The final proposal is submitted to Cabinet for approval. Once approved, a project workplan is prepared, in consultation with MIS staff.
- c. The approved proposal and workplan are submitted to the Chancellor for distribution to external agencies/groups.

4. Implementation

- a. The proposal is implemented as specified in the project workplan.

It is important to note that the lead responsibility for development of new reporting requirements resides with the Program Unit which seeks the data. MIS will provide technical support and liaison with local data processing professional staff.

Concept Stage

Need is determined

Concept Proposal prepared by staff

Concept Proposal reviewed by Unit staff

Concept Proposal approved by Unit head

Who's Involved

Program Unit only

Program Unit has lead responsibility

Draft Proposal

Draft Proposal developed in consultation
with MIS staff

Draft Proposal reviewed by unit staff

Revised Draft Proposal reviewed by
agency staff

Draft Proposal reviewed/approved by
Cabinet

Consultation Proposal developed and
distributed to external state agencies and
appropriate councils for review/comments

Consultation with:

Agency staff
Cabinet
Councils

Technical assistance from MIS

Final Proposal

Final Proposal developed in consultation
with MIS staff and incorporating external
review comments

Final Proposal submitted to Cabinet for
approval

Project Workplan developed

Final Proposal and Project Workplan
distributed to external agencies and
councils

Program Unit has lead responsibility
for internal development and review

MIS has lead responsibility for
coordination with district data
processing staff

Program Unit has lead responsibility
for coordination with district program
staff

Implementation

Proposal is implemented

APPENDIX B

California Community Colleges Management Information System Policy for Data Access and Report Development

Introduction

The new Management Information System of the California Community Colleges will expand greatly the amount of information available concerning student outcomes and college activity. The linkage of student demographic information with course information will enable many new views of community college activity. The Chancellor's Office recognizes the need for judgment and expertise in the development of these data into meaningful information which represents accurately the activities of students and staff, and the outcomes of the community college educational enterprise. It is desirable, therefore, to have policies and procedures for the review of proposed data development activities in place before data collection begins. Such procedures should help insure that the result of such data development produces useful information rather than misinformation. In addition, all use and release of data which may be related to any specific individual must be done with full cognizance of State and federal privacy statutes and respect for the rights of privacy for students and staff.

1. Standard Reports

It is the intention of the Chancellor's Office to publish each year a set of standard descriptive reports which correspond to current reports such as the "Fall Enrollment Report," "Community College Staff and Faculty," etc. These reports will provide the system and other interested parties with complete and timely information regarding the ongoing activities of the community college system.

As each report format is established, it will be put into the consultation process for review and comment. Once a report has been reviewed and published, further publications of the same report with updated data will not require consultation.

Currently published reports may continue without review. Among others, these include:

IPEDS reports:

- Student demographics
- Student residence
- Student age
- Student completions (degrees and awards)
- Historical Profile of Fall Enrollments
- Fall Enrollments
- EOPS Reports
- DSP&S Reports
- Community College Staff and Faculty Report
- CPEC and Department of Finance Extract Files

The new data structures of MIS reporting also provide the basis of a set of new standard reports. As the summary files and standard reports are developed from MIS data, they will be subject to the consultation process. Reports which are currently in the concept stage or under active development include:

- President's Load Study
- GAIN Report
- High School Performance Reports
- UC and CSU Transfer Student Performance Reports
- Student Outcomes
- Student Flow - Interdistrict Attendance
- Department of Ed High School of Origin Report
- Financial Aid Applicant Profile
- Full-Time/Part-Time Faculty Ratio Certification

As emerging policy issues require analysis of data not supported by the existing set of standard reports and summary data files, new structures will be proposed. Such definition of new summary files and standard reports shall be subject to the consultation process.

2. Aggregate Data

Aggregate data summary files will be developed each term for research purposes. Such files correspond to the Historical Profile Summary Enrollment files developed with funds provided by AB 2177, (Clute, 1985). As part of the process of editing the data and loading the database, each submitting district will receive summary reports which display the data loaded into the database and represented in the summary files. Districts will have an opportunity to resubmit data to correct errors revealed by such reports.

Two months after creation of the summary files and return of summary reports to the submitting district, the summary files will become available for research

purposes. The Chancellor's Office, other state agencies, and local districts may utilize this data for research and publication.

3. Ad Hoc Research

Information requests and report development which require queries to unitary student or staff data, and which will be provided to any individual, organization or agency other than the submitting institution will be undertaken within the following limits. If the resultant data are to be reported to the requestor without college or district identifiers, the request will be processed according to the structure of the State Administrative Manual requirements for provision of access to public data. If, however, the data will identify the submitting college or district, the district CEO will be provided with notification of the request, a description of the data requested, the nature and purpose of the analysis of the data, and the intended use of the results. The district will have four weeks to respond to such requests, indicating any caveats or concerns with the information requested.

4. Data Specific to Individuals

Individual student and staff data will be subject to strict controls to ensure that privacy rights are strictly respected. Data identified by Social Security Number shall only be released to other educational institutions for approved educational purposes. Each research use of individual data shall be reviewed through consultation.

No reports shall be published which identify individual students or staff. Individual student records shall be provided to the Department of Finance, California Postsecondary Commission and the Department of Education which conform to current reporting standards. Requests from these and other state agencies for additional data, or for data identified by Social Security Number shall be subject to review through the consultation process and the Chancellor's legal counsel.

APPENDIX C-1

California Community Colleges Management Information System Estimated 1989-90 District Allocations (*\$6,400,000 Funding Level*)

District	Enrollments Total 1988	Allocation		
		Base	Increment	Total
Allan Hancock	12,973	\$ 50,000	\$ 27,993	\$ 77,993
Antelope Valley	8,557	50,000	18,464	68,464
Barstow	2,371	50,000	5,116	55,116
Butte	9,851	50,000	21,257	71,257
Cabrillo	12,087	50,000	26,081	76,081
Cerritos	21,056	50,000	45,435	95,435
Chaffey	14,219	50,000	30,682	80,682
Citrus	9,205	50,000	19,863	69,863
Coast	52,781	50,000	113,891	163,891
Compton	4,450	50,000	9,602	59,602
Contra Costa	34,333	50,000	74,084	124,084
Desert	8,654	50,000	18,674	68,674
El Camino	26,784	50,000	57,795	107,795
Feather River	1,245	50,000	2,686	52,686
Foothill DeAnza	41,725	50,000	90,035	140,035
Fremont Newark	8,516	50,000	18,376	68,376
Gavilan*	3,730	50,000	8,049	58,049
Glendale	18,477	50,000	39,870	89,870
Grossmont-Cuyamaca	18,550	50,000	40,027	90,027
Hartnell	7,147	50,000	15,422	65,422
Imperial	4,847	50,000	10,459	60,459
Kern	17,988	50,000	38,815	88,815
Lake Tahoe	1,680	50,000	3,625	53,625
Lassen	2,657	50,000	5,733	55,733
Long Beach	26,044	50,000	56,198	106,198
Los Angeles	107,198	50,000	231,313	281,313
Los Rios	43,117	50,000	93,038	143,038
Marin	16,328	50,000	35,233	85,233
Mendocino-Lake	4,348	50,000	9,382	59,382
Merced	7,530	50,000	16,248	66,248
MiraCosta	11,290	50,000	24,362	74,362
Monterey Peninsula	9,188	50,000	19,826	69,826

* Estimated

District	Enrollments Total 1988	Allocation		
		Base	Increment	Total
Mt. San Antonio	33,569	\$ 50,000	\$ 72,436	\$ 122,436
Mt. San Jacinto	4,318	50,000	9,317	59,317
Napa Valley	8,337	50,000	17,990	67,990
North Orange County	65,904	50,000	142,208	192,208
Paic Verde*	730	50,000	1,575	51,575
Palomar	20,306	50,000	43,817	93,817
Pasadena Area	26,457	50,000	57,089	107,089
Peralta	28,353	50,000	61,180	111,180
Rancho Santiago	21,178	50,000	45,698	95,698
Redwoods	7,128	50,000	15,381	65,381
Rio Hondo	13,207	50,000	28,498	78,498
Riverside	16,227	50,000	35,015	85,015
Saddleback	24,845	50,000	53,611	103,611
San Bernardino	15,032	50,000	32,436	82,436
San Diego	74,134	50,000	159,967	209,967
San Francisco	58,899	50,000	127,093	177,093
San Joaquin Delta	16,541	50,000	35,692	85,692
San Jose-Evergreen	18,398	50,000	39,699	89,699
San Luis Obispo County	7,508	50,000	16,201	66,201
San Mateo County	29,935	50,000	64,594	114,594
Santa Barbara	24,120	50,000	52,046	102,046
Santa Clarita	4,880	50,000	10,530	60,530
Santa Monica	22,259	50,000	48,031	98,031
Sequoias	8,445	50,000	18,223	68,223
Shasta-Tehama-Trinity	10,185	50,000	21,977	71,977
Sierra	11,951	50,000	25,788	75,788
Siskiyou	2,482	50,000	5,356	55,356
Solano County	10,247	50,000	22,111	72,000
Sonoma County*	24,000	50,000	51,787	101,787
South County	20,467	50,000	44,164	94,164
Southwestern	13,440	50,000	29,001	79,001
State Center	19,475	50,000	42,023	92,023
Ventura County	29,006	50,000	62,589	112,589
Victor Valley	5,859	50,000	12,643	62,643
West Hills	2,731	50,000	5,893	55,893
West Kern	898	50,000	1,938	51,938
West Valley-Mission	28,116	50,000	60,669	110,669
Yosemite	16,014	50,000	34,555	84,555
Yuba	7,426	50,000	16,024	66,024
State Total	1,320,783	\$ 3,550,000	\$ 2,850,000	\$ 6,400,000

* Estimated

APPENDIX C-2

California Community Colleges Management Information System Estimated 1989-90 District Allocations (*\$9,600,000 Funding Level*)

District	Enrollments Total 1988	Allocation		
		Base	Increment	Total
Allan Hancock	12,977	\$ 70,000	\$ 45,477	\$ 115,477
Antelope Valley	8,557	70,000	29,997	99,997
Barstow	2,371	70,000	8,312	78,312
Butte	9,851	70,000	34,533	104,533
Cabrillo	12,087	70,000	42,371	112,371
Cerritos	21,056	70,000	73,812	143,812
Chaffey	14,219	70,000	49,845	119,845
Citrus	9,205	70,000	32,268	102,268
Coast	52,781	70,000	185,024	255,024
Compton	4,450	70,000	15,599	85,599
Contra Costa	34,333	70,000	120,354	190,354
Desert	8,654	70,000	30,337	100,337
El Camino	26,784	70,000	93,891	163,891
Feather River	1,245	70,000	4,364	74,364
Foothill-DeAnza	41,725	70,000	146,267	216,267
Fremont-Newark	8,516	70,000	29,853	99,853
Gavilan*	5,730	70,000	13,076	83,076
Glendale	18,477	70,000	64,771	135,027
Grossmont	18,550	70,000	65,027	135,027
Hartnell	7,147	70,000	25,054	95,054
Imperial	4,847	70,000	16,991	86,991
Kern	17,988	70,000	63,057	133,057
Lake Tahoe	1,680	70,000	5,889	75,889
La Sen	2,657	70,000	9,314	79,314
Long Beach	26,044	70,000	91,297	161,297
Los Angeles	107,198	70,000	375,782	445,782
Los Rios	43,117	70,000	151,146	221,146
Marin	16,328	70,000	57,238	127,238
Mendocino-Lake	4,348	70,000	15,242	85,242
Merced	7,530	70,000	26,396	96,396
MiraCosta	11,290	70,000	39,577	109,577
Monterey Peninsula	9,188	70,000	32,209	102,209

* Estimated

District	Enrollments Total 1988	Allocation		
		Base	Increment	Total
Mt San Antonio	33,569	\$ 70,000	\$ 117,676	\$ 187,676
Mt San Jacinto	4,318	70,000	15,137	85,137
Napa Valley	8,337	70,000	29,225	99,225
North Orange County	65,904	70,000	231,026	301,026
Palo Verde*	730	70,000	2,559	72,559
Palomar	20,306	70,000	71,183	141,183
Pasadena Area	26,457	70,000	92,745	162,745
Peralta	,353	70,000	99,391	169,391
Rancho Santiago	21,178	70,000	74,239	144,239
Redwoods	7,128	70,000	24,987	94,987
Rio Hondo	13,207	70,000	46,297	116,297
Riverside	16,227	70,000	56,884	126,884
Saddleback	24,845	70,000	87,094	157,094
San Bernardino	15,032	70,000	52,695	122,695
San Diego	74,134	70,000	259,876	329,876
San Francisco	58,899	70,000	206,470	276,470
San Joaquin Delta	16,541	70,000	57,984	127,984
San Jose-Evergreen	18,398	70,000	64,494	134,494
San Luis Obispo County	7,508	70,000	26,319	96,319
San Mateo County	29,935	70,000	104,937	174,937
Santa Barbara	24,120	70,000	84,553	154,553
Santa Clarita	4,880	70,000	17,107	87,107
Santa Monica	22,259	70,000	78,029	148,029
Sequoias	8,445	70,000	29,604	99,604
Shasta-Tehama-Trinity	10,185	70,000	35,703	105,703
Sierra	11,951	70,000	41,894	111,894
Siskiyou	2,482	70,000	8,701	78,701
Solano County	10,247	70,000	35,921	105,921
Sonoma County*	24,000	70,000	84,132	154,132
South County	20,467	70,000	71,747	141,747
Southwestern	13,440	70,000	47,114	117,114
State Center	19,475	70,000	68,270	138,270
Ventura County	29,006	70,000	101,680	171,680
Victor Valley	5,859	70,000	20,539	90,539
West Hills	2,731	70,000	9,574	79,574
West Kern	898	70,000	3,148	73,148
West Valley-Mission	28,116	70,000	98,561	168,561
Yosemite	16,014	70,000	56,137	126,137
Yuba	7,426	70,000	26,032	96,032
State Total	1,320,783	\$ 4,970,000	\$ 4,630,000	\$ 9,600,000

* Estimated