

ED 307 453

CE 052 572

TITLE Training Programs. Information on Fiscal Years 1989 and 1990 Appropriations. Fact Sheet for the Chairman, Subcommittee on Labor, Health and Human Services, Education and Related Agencies, Committee on Appropriations, U.S. Senate.

INSTITUTION General Accounting Office, Washington, D.C. Div. of Human Resources.

REPORT NO GAO/HRD-89-71FS

PUB DATE Apr 89

NOTE 39p.

AVAILABLE FROM U.S. General Accounting Office, P.O. Box 6015, Gaithersburg, MD 20877 (first five copies free; additional copies: \$2.00 each; 100 or more: 25% discount).

PUB TYPE Reports - Research/Technical (143)

EDRS PRICE MF01/PC02 Plus Postage.

DESCRIPTORS Adult Education; Basic Skills; Disabilities; Dislocate Workers; *Federal Aid; Federal Legislation; *Federal Programs; Financial Support; *Grants; *Job Training; Literacy Education; Postsecondary Education; Secondary Education; *Veterans Education; *Vocational Education; Womens Education

ABSTRACT

This report provides data on 45 programs in the federal government that have a significant occupational training component. The programs span six departments--the Departments of Labor, Education, Health and Human Services, Veterans Affairs, Agriculture, and Transportation. Contents include: (1) figures depicting the number of programs and appropriations for fiscal years 1989 and 1990 for training for the noncollege-bound; (2) six summary tables listing the programs, their total funding, and the estimated number of participants for fiscal years 1989 and 1990, by department; (3) a table listing those programs for which no funding is requested for fiscal year 1990; and (4) a listing of the programs, including brief program descriptions, the programs' authorizing legislation, the appropriations for fiscal year 1989, and the funding request for fiscal year 1990. (YLB)

 * Reproductions supplied by EDRS are the best that can be made *
 * from the original document. *

Human Resources Division

B-234726

April 14, 1989

The Honorable Tom Harkin
Chairman, Subcommittee on Labor,
Health and Human Services,
Education and Related Agencies
Committee on Appropriations
United States Senate

Dear Mr. Chairman:

In response to your subcommittee's request for information on programs in the federal government that have a significant occupational training component, we are providing data on 45 programs. These programs span six departments--the Departments of Labor, Education, Health and Human Services, Veterans Affairs, Agriculture, and Transportation.

We obtained much of the information on programs from the Office of Management and Budget's 1988 Catalogue of Federal Domestic Assistance, with updates developed through conversations with knowledgeable department officials. These officials also informed us about programs initiated in the past 2 years. Finally, we obtained data from the 1990 budget requests of each of the six departments. While we were unable to verify all of the data, we took measures to ensure their accuracy.

The 45 programs with a significant skill training component have total fiscal year 1989 funding of \$16.7 billion, although several of the programs include significant funding for other activities. The fiscal year 1990 budget requests \$16.3 billion for 38 of these programs; there is no budget request for the other , programs. The Department of Labor operates 9 programs with fiscal year 1989 funding of \$3.8 billion, most of them under the Job Training Partnership Act. The Department of Education operates the most programs, 21, with fiscal year 1989 funding of about \$11.1 billion.

The accompanying materials include (1) figures depicting the number of programs and appropriations for fiscal years 1989 and 1990 for training for the non-college-bound; (2) six summary tables listing the programs, their total funding, and the estimated number of participants for fiscal years 1989 and 1990, by department; (3) a table listing those programs for

which no funding is requested for fiscal year 1990; and (4) a listing of the programs, including brief program descriptions, the programs' authorizing legislation, the appropriations for fiscal year 1989, and the funding request for fiscal year 1990.

Where we could readily obtain the necessary information, we provide an estimate of the amount of funding under each program directed at non-college-bound participants. This affects five programs in the Department of Education and five of the seven programs in the Department of Veterans Affairs, where only a fraction of the funds go to skill training for non-college-bound participants. According to Department of Education officials, the percentage of program funds estimated as going to non-college-bound occupational skill training are: Pell Grants, 25 percent; Higher Education Act Insured Loans, 36 percent; Supplemental Education Opportunity Grants, 13 percent; Rehabilitation Services-Basic State Grants, 15 percent; and Postsecondary Programs for Handicapped Persons, 25 percent. In the Department of Veterans Affairs, about 14 percent of the funds for the seven training programs are for non-college-bound participants, according to department officials.

The information on training programs for non-college-bound participants is depicted in three figures showing (1) fiscal year 1990 funding requests for skill training programs, by department; (2) the number of training programs for fiscal years 1989 and 1990, by department; and (3) fiscal years 1989 and 1990 appropriations for training programs, by department. Total funding for such participants in the Departments of Labor, Education, Health and Human Services, and Veterans Affairs is about \$8.3 billion.

Copies of this fact sheet will be made available to interested parties on request. Major contributors are listed in appendix V.

Sincerely yours,

William J. Gainer

William J. Gainer
Director of Education
and Employment Issues

C o n t e n t s

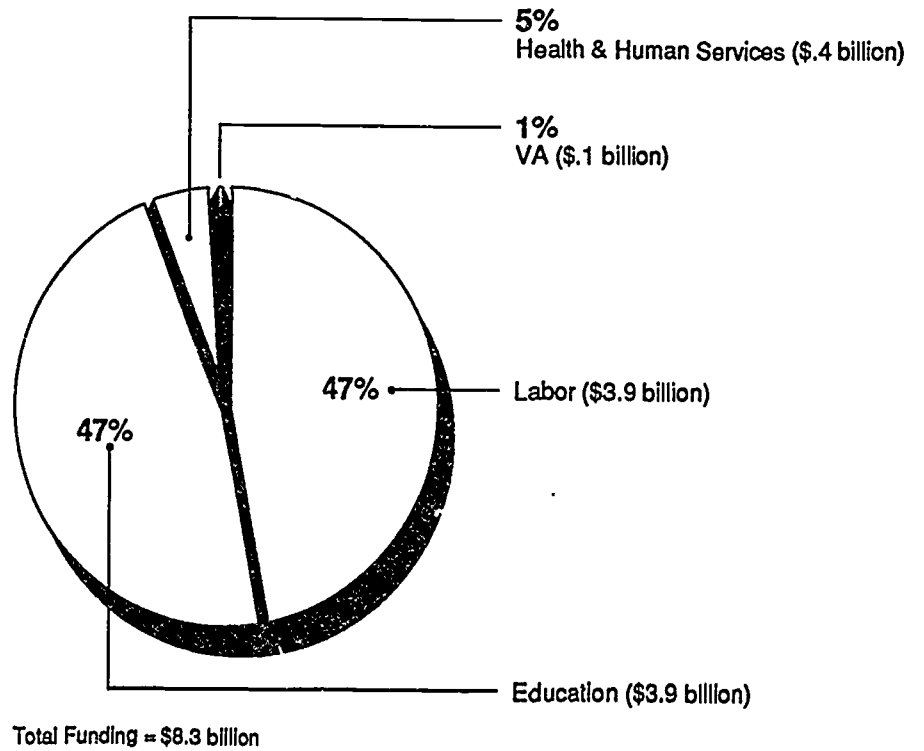
	<u>Page</u>	
LETTER	1	
APPENDIX		
I	TRAINING PROGRAM APPROPRIATIONS AND NUMBER OF PROGRAMS	4
II	SUMMARY TABLES	7
	Department of Labor	7
	Department of Education	8
	Department of Health and Human Services	9
	Department of Veterans Affairs	10
	Department of Agriculture	11
	Department of Transportation	12
III	PROGRAMS FOR WHICH NO FY 1990 FUNDS WERE REQUESTED	13
IV	INDIVIDUAL PROGRAM DESCRIPTIONS	14
	Department of Labor	14
	Department of Education	19
	Department of Health and Human Services	28
	Department of Veterans Affairs	31
	Department of Agriculture	34
	Department of Transportation	35
V	MAJOR CONTRIBUTORS TO THIS FACT SHEET	36

Abbreviations

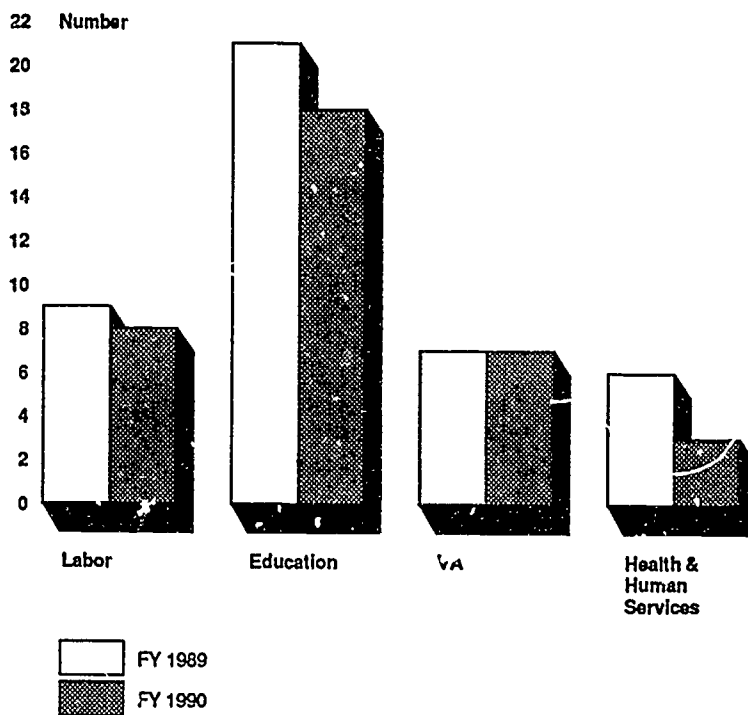
JOBS	Job Opportunities and Basic Skills Programs
JTPA	Job Training Partnership Act
WIN	Work Incentive Program

TRAINING PROGRAM APPROPRIATIONS
AND NUMBER OF PROGRAMS

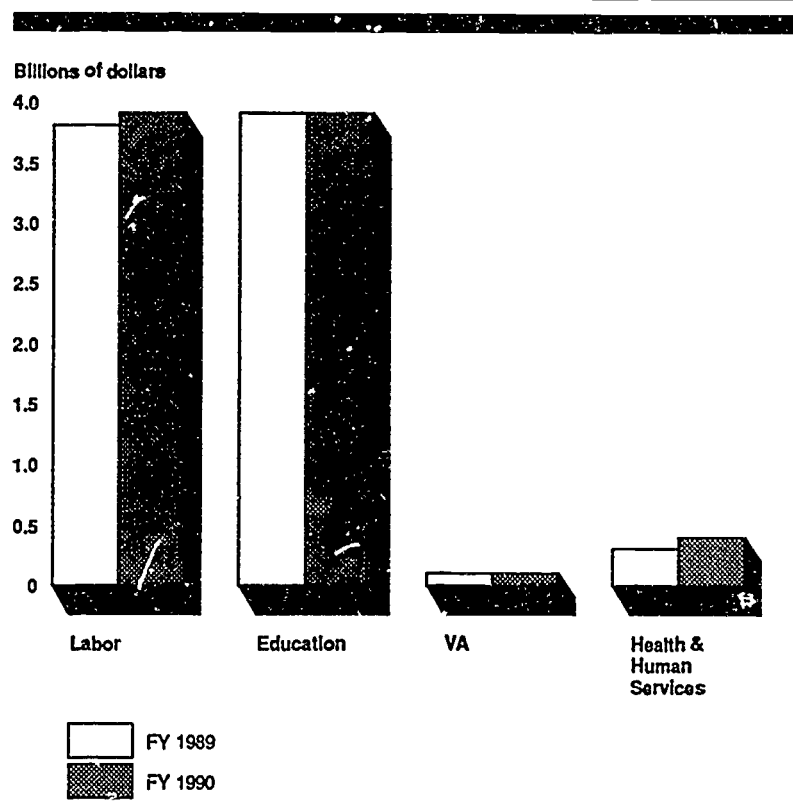
**FY 1990 Training Program
Appropriations for Non-College-Bound
Participants**



Number of Training Programs



Training Program Appropriations for Non-College-Bound Participants



SUMMARY TABLESDepartment of Labor

Dollars in thousands

	<u>Appropriations</u>		<u>Participants</u>	
	<u>FY 1989^a</u>	<u>FY 1990 (estimated)</u>	<u>FY 1989 (estimated)</u>	<u>FY 1990 (estimated)</u>
Job Training Partnership Act:				
Title II-A	\$1,788,000	\$1,788,000	1,233,300	1,222,700
Title II-B	709,000	709,000	604,500	604,500
Job Corps	742,000	762,000	67,300	67,300
Dislocated Workers	284,000	400,000	247,600	295,490
Trade Adjustment	80,000 ^b	74,000 ^c	36,900	32,800
Migrant/Seasonal	69,000	57,000	56,000	48,900
Native Americans	59,000	59,000	31,600	31,600
Veterans Employment	10,000	9,000	14,100	14,000
Pilots and Demonstrations	30,000	30,000	12,100	12,100
Targeted Jobs Tax Credit	<u>14,000^d</u>	<u>0</u>	<u>---^e</u>	<u>0</u>
Total	<u>\$3,785,000</u>	<u>\$3,888,000</u>	<u>2,303,400</u>	<u>2,329,390</u>

^aFigures reflect estimated reductions of 1.2% due to P.L. 100-436.

^bAlso \$276,000,000 for benefits.

^cAlso \$210,000,000 for benefits.

^dAdministrative costs for states.

^eInformation not available.

Department of Education

Dollars in thousands

	<u>Appropriations</u>		<u>Participants</u>	
	<u>FY 1989</u>	<u>FY 1990 (estimated)</u>	<u>FY 1989 (estimated)</u>	<u>FY 1990 (estimated)</u>
Adult Education	\$ 136,000	\$ 161,000	3,540,000	4,177,000
Basic Skills	15,000	15,000	---a	---a
Literacy Corps	5,000	5,000	---a	---a
Adult Education- Homeless	7,000	7,000	---a	---a
Adult Education- Discretionary	2,000	2,000	---a	---a
Rehab-States Grants	1,442,000 ^b	1,502,000 ^b	---a	---a
Supported Employment- Handicapped	27,000	28,000	---a	---a
Post-Secondary- Handicapped	6,000	6,000	1,250 ^c	1,250 ^c
Pell Grants	4,484,000	4,740,000	3,096,000	3,142,000
Higher Education Loans Supplemental Education Opportunity	3,554,000 ^d	3,128,000 ^e	4,578,000	4,902,000
Vocational Education State Grants	438,000	453,000	632,000	688,000
Vocational Education Coop. Demonstration	826,000	942,000 ^f	---a	---a
Vocational Education- Indians/Hawaiians	15,000	---g	---a	---a
Vocational Education- Community Based Organizations	13,000	---g	---a	---a
Bilingual Vocational Education	9,000	---g	---a	---a
Upward Bound	4,000	---g	---a	---a
Talent Search	92,000	95,000	35,800	35,800
Dropout Assistance	26,000	27,000	224,300	224,300
Workplace Literacy	22,000	0	---a	0
Women's Equity	12,000	0	49,000	0
	2,000	0	---a	0
Total	<u>\$11,137,000</u>	<u>\$ 11,111,000</u>	<u>12,156,350</u>	<u>13,170,350</u>

^aInformation not available.^bApproximately 15% goes for training.^cRepresents only those participants directly served in institutions for the deaf; information on additional persons served not available.^dCost of program only; loans total \$12,118,000,000.^eCost of program only; loans total \$13,201,000,000 (estimated).^fAnticipated request for all vocational education programs; to be requested after reauthorization of Perkins Act.^gAmounts to be determined after reauthorization of Perkins Act.

Department of Health and Human Services

Dollars in thousands

	<u>Appropriations</u>		<u>Participants</u>	
	<u>FY 1989</u>	<u>FY 1990 (estimated)</u>	<u>FY 1989 (estimated)</u>	<u>FY 1990 (estimated)</u>
Job Opportunities/ Basic Skills and Work Incentive Program	\$ 39,000 91,000	\$350,000a	99,000b	566,000b
Refugee Assistance- Social Services	65,000c	30,000c	--e	--e
Refugee Assistance- Voluntary Agencies	16,000f	8,000f	17,000	8,500
Refugee Assistance- Targeted Assistance	34,000d	0	--e	--e
Independent Living	45,000	0	20,000	0
Community Service	<u>381,000g</u>	<u>0</u>	<u>--e</u>	<u>0</u>
Total	<u>\$671,000</u>	<u>\$388,000</u>	<u>136,000</u>	<u>574,500</u>

aIncludes funding for Work Incentive Program.

bIncludes some double counting.

cApproximately 40% is used for training.

dApproximately \$10,000,000 is used for training.

eInformation not available.

fNo more than 10% for training.

gExact amount used for training unknown; estimate of at most 10%.

Department of Veterans Affairs

Dollars in thousands

	<u>Appropriations</u>		<u>Participants</u>	
	<u>FY 1989</u>	<u>FY 1990 (estimated)</u>	<u>FY 1989 (estimated)</u>	<u>FY 1990 (estimated)</u>
Volunteer Force				
Education Assistance	\$151,000	\$281,000	142,900	196,000
Post-Vietnam Education				
Assistance	282,000	244,000	466,947	414,947
Vets Vocational				
Rehabilitation	107,000	106,000	23,200	22,700
Dependents Education				
Assistance	99,000	92,000	41,900	38,800
Vocational Training-				
Vets on Pension	650	700	350	350
Vets Job Training	9,000	1,000	7,251	2,425
Vets Educational				
Assistance	<u>333,000</u>	<u>60,000</u>	<u>159,700</u>	<u>91,600</u>
Total	<u>\$981,650</u>	<u>\$784,700</u>	<u>842,248</u>	<u>766,822</u>

Department of Agriculture

Dollars in thousands

	<u>Appropriations</u>		<u>Participants</u>	
	<u>FY 1989</u>	<u>FY 1990 (estimated)</u>	<u>FY 1989 (estimated)</u>	<u>FY 1990 (estimated)</u>
Food Stamp Employment and Training	\$116,000 ^a	\$148,000 ^a	--b	--b

^aApproximately one-quarter of the services involve training.^bInformation not available.

Department of Transportation

Dollars in thousands

	<u>Appropriations</u>		<u>Participants</u>	
	<u>FY 1989</u>	<u>FY 1990 (estimated)</u>	<u>FY 1989 (estimated)</u>	<u>FY 1990 (estimated)</u>
Human Resource Programs	\$1,000	\$1,000	--a	--a

^aInformation not available.

PROGRAMS FOR WHICH NO FY 1990 FUNDS WERE REQUESTED

Dollars in thousands

	<u>Appropriations</u>		<u>Participants</u>	
	<u>FY 1989</u>	<u>FY 1990 (estimated)</u>	<u>FY 1989 (estimated)</u>	<u>FY 1990 (estimated)</u>
<u>Department of Labor</u>				
Targeted Jobs				
Tax Credit	\$ 14,000a	0	--b	0
<u>Department of Education</u>				
Dropout Assistance	22,000	0	--b	0
Workplace Literacy	12,000	0	49,000	0
Women's Equity	2,000	0	--b	0
<u>Department of Health and Human Services</u>				
Independent Living	45,000	0	20,000	0
Community Service	381,000c	0	--b	0
Refugee Assistance-				
Targeted Assistance	34,000d	0	--b	0

aAdministrative costs for states.

bInformation unavailable.

cExact amount to be used for training unknown; estimate of at most 10%.

dApproximately \$10,000,000 is to be used for training.

INDIVIDUAL PROGRAM DESCRIPTIONSDEPARTMENT OF LABOR¹Job Training Partnership Act

Authorization: Job Training Partnership Act (JTPA), Titles II-A and B.

Title II-A: Job training and related assistance to adults and youth who face major employment barriers. Block grants to states for programs carried out through partnerships between state and local governments and the private sector. At least 90 percent of participants are economically disadvantaged.

Title II-B: A summer employment and training program, including remedial education, for economically disadvantaged youth.

Cost: Title II-A
 FY 1989: \$1,788,000,000²
 FY 1990: \$1,788,000,000 (estimated)

Participants (estimated): FY 1989: 1,233,300
 FY 1990: 1,222,700

Cost: Title II-B
 FY 1989: \$709,000,000
 FY 1990: \$709,000,000 (estimated)

Participants (estimated): FY 1989: 604,500
 FY 1990: 604,500

¹All Department of Labor cost figures reflect estimated reductions of 1.2% due to P.L. 100-436.

²JTPA operates on a program year basis. The money requested for the fiscal year is used in the program year (July 1-June 30).

Job Corps

Authorization: JTPA, Title IV-B.

Education and job skills training for economically disadvantaged youth aged 14-21. Programs primarily in residential centers. Also includes meals, room, recreation, medical care, allowances. Served about 104,000 youth in program year 1987.

Cost: FY 1989: \$742,000,000
FY 1990: \$762,000,000 (estimated)

Participants (estimated): FY 1989: 67,300
FY 1990: 67,300

Employment and Training Assistance - Dislocated Workers

Authorization: The Economic Dislocation and Worker Adjustment Assistance Act, enacted as part of the Omnibus Trade and Competitiveness Act of 1988.

Replaces current JTPA, Title III, dislocated worker program on July 1, 1989. Funds for retraining, "rapid response" assistance, and support services.

Cost: FY 1989 (JTPA, Title III): \$284,000,000
FY 1990 (new JTPA, Title III): \$400,000,000 (estimated)

Participants (estimated): FY 1989: 247,600
FY 1990: 295,490

Trade Adjustment Assistance - Workers

Authorization: Trade Act of 1974; Omnibus Budget Reconciliation Act of 1981; Deficit Reduction Act of 1984; Consolidated Omnibus Budget Reconciliation Act of 1985; Omnibus Trade and Competitiveness Act of 1988; et al.

Provides reemployment services, including training, job search, and relocation assistance, to workers adversely affected because of import competition. Also provides trade readjustment allowances, which represent an extension of Unemployment Insurance payments to individuals.

Cost: FY 1989: \$80,000,000 for training, job search, relocation, and costs to states to administer program
FY 1990: \$74,000,000 (estimated)

Participants (estimated): FY 1989: 36,900
FY 1990: 32,800

FY 1989 for benefits: \$276,000,000
FY 1990 for benefits: \$210,000,000 (estimated)

Migrant and Seasonal Farmworkers

Authorization: JTPA, Title IV, Section 402.

Assists farmworkers and their dependents to obtain employment through job training, education, job placement, relocation assistance, and health and other supportive services. Enrollment was about 47,000 in program year 1987.

Cost: FY 1989: \$69,000,000
FY 1990: \$57,000,000 (estimated)

Participants (estimated): FY 1989: 56,000
FY 1990: 48,900

Native American Employment and Training Programs

Authorization: JTPA, Title IV, Section 401.

Job training to Native Americans in special need of assistance to obtain employment. Also includes job placement services, relocation and transportation allowances, day care, and health care. About 35,000 persons served in program year 1987.

Cost: FY 1989: \$59,000,000
FY 1990: \$59,000,000 (estimated)

Participants (estimated): FY 1989: 31,600
FY 1990: 31,600

Veterans Employment Program

Authorization: JTPA, Title IV, Part C, Section 441.

Provides job training to service-connected disabled veterans, and Vietnam-era and recently separated veterans. Special emphasis on targeting veterans most in need of employment and training, e.g., "special" disabled, minority, and Vietnam veterans.

Cost: FY 1989: \$10,000,000
FY 1990: \$ 9,000,000 (estimated)

Participants (estimated): FY 1989: 14,100
FY 1990: 14,000

Employment Services and Job Training - Pilots and Demonstrations³

Authorization: JTPA, Title IV, Part D.

To promote job training and related services to disadvantaged groups, such as youth, single parents, minorities, and women. National skill training projects provided training for about 3,800 persons in fiscal year 1987.

Cost: FY 1989: \$30,000,000
FY 1990: \$30,000,000 (estimated)

Participants (estimated): FY 1989: 12,100
FY 1990: 12,100

Targeted Jobs Tax Credit

Authorization: Revenue Act of 1978; Tax Equity and Fiscal Responsibility Act; 1988 Technical Corrections Bill; et al.

Tax incentives to employers to hire economically disadvantaged youth; Vietnam-era veterans; handicapped persons; ex-offenders; cooperative education students; and recipients of state and local general assistance payments, Supplementary Security Income, and Aid to Families with Dependent Children. Current legislation expires December 31, 1989.

Cost: FY 1989: \$14,000,000 (administrative costs for states)

Participants (estimated): FY 1989: (Information unavailable)

³A separate demonstration, authorized as a temporary program under the Stewart B. McKinney Homeless Assistance Act, is the Homeless Job Training Program. The fiscal year 1989 cost is about \$10,000,000; the estimated fiscal year 1990 cost is about \$13,000,000.

DEPARTMENT OF EDUCATIONAdult Education - State Administered Program

Authorization: Adult Education Act.

To expand educational opportunities for adults, such as through basic skills literacy programs and high school equivalency. Grants made to state educational agencies; other public or private organizations are eligible for subgrants.

Cost: FY 1989: \$136,000,000
FY 1990: \$161,000,000

Participants (estimated): FY 1989: 3,540,000
FY 1990: 4,177,000

Adults - Basic Skills Training

Authorization: Elementary and Secondary Education Act of 1965, as amended (1988).

Funds to local education agencies for "EVEN START," a family-centered education program for children ages 1-7 and their parents, who are in need of literacy and basic skills.

Cost: FY 1989: \$15,000,000⁴
FY 1990: \$15,000,000⁴ (estimated)

Participants (estimated): FY 1989: (Information
FY 1990: unavailable)

⁴Set-aside of 3 percent for migrant education.

Student Literacy Corps

Authorization: Title I, Higher Education Act of 1965, as amended

Grants to institutions of higher education to develop literacy programs in public community agencies. Uses volunteer college students as tutors for adults and children.

Cost: FY 1989: \$5,000,000
FY 1990: \$5,000,000 (estimated)

Participants (estimated): FY 1989: (Information
FY 1990: unavailable)

Adult Education for the Homeless

Authorization: Stewart B. McKinney Homeless Assistance Act.

Literacy training and basic skills remediation for homeless adults.

Cost: FY 1989: \$7,000,000
FY 1990: \$7,000,000 (estimated)

Participants (estimated): FY 1989: (Information
FY 1990: unavailable)

National Adult Education Discretionary Program

Authorization: Adult Education Act.

Evaluation projects to improve and expand adult education.

Cost: FY 1989: \$2,000,000
FY 1990: \$2,000,000 (estimated)

Participants (estimated): FY 1989: (Information
FY 1990: unavailable)

Rehabilitation Services - Basic State Grants⁵

Authorization: Rehabilitation Act of 1973; Public Law 99-506, Title I.

Grants to provide vocational rehabilitation services to assist handicapped persons to obtain gainful employment. These include education, training, placement, and follow-up services; payment for medical and related services; transportation; also assistance in construction and establishment of rehabilitation facilities. Approximately 15 percent of the funds are for training.

Cost: FY 1989: \$1,442,000,000
 FY 1990: \$1,502,000,000 (estimated)

Participants (estimated): FY 1989: (Information
 FY 1990: unavailable)

Supported Employment Services for Individuals with Severe Handicaps (Supported Employment Services Program)

Authorization: Rehabilitation Act of 1973.

Training, job development, and follow-up services to persons with severe handicaps. Services lead to supported employment. 25,000 persons were placed in fiscal year 1988.

Cost: FY 1989: \$27,000,000
 FY 1990: \$28,000,000 (estimated)

Participants (estimated): FY 1989: (Information
 FY 1990: unavailable)

⁵Includes grants for Indians.

Postsecondary Education Programs for Handicapped Persons
(Postsecondary Programs)

Authorization: Education Amendments of 1974; Education of the Handicapped Act; Public Laws 93-380, 98-199, and 99-457.

Grants to develop, operate, and disseminate specially designed model programs of vocational, technical, postsecondary, and adult education for deaf and other handicapped persons. About 75 percent of the funds are used for programs in 2- and 4-year colleges and universities. About 25 percent are used for vocational programs.

Cost: FY 1989: \$6,000,000
 FY 1990: \$6,000,000 (estimated)

Participants (estimated): FY 1989: 1,2506
 FY 1990: 1,250

Pell Grants

Authorization: Higher Education Act of 1965, as amended.

Entitlement program to help "most needy" undergraduates pay for their education after high school. About 25 percent of the grants are for students in proprietary schools.

Cost: FY 1989: \$4,484,000,000
 FY 1990: \$4,740,000,000 (estimated)

Participants (estimated): FY 1989: 3,096,000
 FY 1990: 3,142,000

⁶The 1,250 participants are those directly served in institutions for the deaf; information is unavailable on additional participants.

Higher Education Act Insured Loans

Stafford Loan program, PLUS Loans, Supplemental Loans for Students (SLS), and Consolidation Loans.

Authorization: Higher Education Act of 1965, Title IV, Part B, as amended.

To authorize guaranteed loans for educational expenses to vocational, undergraduate, graduate, and professional students enrolled at eligible postsecondary institutions. In FY 1987, about 36 percent of total dollars loaned were in the proprietary sector.

Cost: FY 1989: \$ 3,554,000,000 (cost of program)
\$12,118,000,000 (total loans)

FY 1990: \$ 3,128,000,000 (estimated cost of program)
\$13,201,000,000 (estimated total loans)

Participants (estimated): FY 1989: 4,578,000
FY 1990: 4,902,000

Supplemental Educational Opportunity Grants

Authorization: Higher Education Act of 1965, as amended.

Grants for needy students to pursue postsecondary education. About 13 percent of the funds are for proprietary schools.

Cost: FY 1989: \$438,000,000
FY 1990: \$453,000,000 (estimated)

Participants (estimated): FY 1989: 632,000
FY 1990: 688,000

Vocational Education - Basic Grants to States

Authorization: Carl D. Perkins Vocational Education Act, Title II.

Assists states in expanding and developing quality vocational education programs and providing vocational education for such underserved populations as the disadvantaged, handicapped, adults needing training and retraining, criminal offenders, and single parents and homemakers.

Cost: FY 1989: \$826,000,000
FY 1990: (Information unavailable)

Participants (estimated): FY 1989: (Information
FY 1990: unavailable)

Vocational Education Cooperative Demonstration

Authorization: Carl D. Perkins Vocational Education Act of 1984, Title IV.

Exemplary cooperative demonstration programs related to vocational education.

Cost: FY 1989: \$15,000,000
FY 1990: (Information unavailable)

Participants (estimated): FY 1989: (Information
FY 1990: unavailable)

Vocational Education - Indians and Hawaiian Natives

Authorization: Carl D. Perkins Vocational Education Act, Title I.

Grants to plan and conduct vocational education programs for Indians and Hawaiians.

Cost: FY 1989: \$11,000,000 (Indians)
\$ 2,000,000 (Hawaiians)

FY 1990: (Information unavailable)

Participants (estimated): FY 1989: (Information
FY 1990: unavailable)

Vocational Education - Community Based Organizations

Authorization: Carl D. Perkins Vocational Education Act, Title III.

Educational assistance to disadvantaged youth, such as non-English-speaking youth, inner-city youth, and Appalachian youth. Programs include prevocational educational preparation and basic skills development, career internships, guidance, and counseling.

Cost: FY 1989: \$9,000,000
FY 1990: (Information unavailable)

Participants (estimated): FY 1989: (Information
FY 1990: unavailable)

Bilingual Vocational Training

Authorization: Carl D. Perkins Vocational Education Act, Title IV.

English language instruction and skills training to unemployed or underemployed high school graduates and dropouts of limited English proficiency to prepare them for employment.

Cost: FY 1989: \$4,000,000
FY 1990: (Information unavailable)

Participants (estimated): FY 1989: (Information
FY 1990: unavailable)

Upward Bound

Authorization: Higher Education Act of 1965, Title IV; Higher Education Amendments of 1986.

Academic instructional programs, counseling, career guidance, and tutoring to generate skills and motivation for educational success beyond high school primarily among low-income persons and potential first-generation college students. About 18,400 students were served in 1987-88.

Cost: FY 1989: \$92,000,000
FY 1990: \$95,000,000 (estimated)

Participants (estimated): FY 1989: 35,800
FY 1990: 35,800

Talent Search

Authorization: Higher Education Act of 1965, Title IV; Higher Education Amendments of 1986.

Identifies disadvantaged youth with potential for postsecondary education, and encourages them to complete high school and enroll in postsecondary programs. Projects include tutorial services and information on postsecondary schools and career options. About 183,000 youth were served in 1987-88.

Cost: FY 1989: \$26,000,000
 FY 1990: \$27,000,000 (estimated)

Participants (estimated): FY 1989: 224,300
 FY 1990: 224,300

School Dropout Demonstration Assistance (School Dropout Program)

Authorization: Hawkins-Stafford Elementary and Secondary School Improvement Amendments of 1988.

Funding to local educational agencies, educational partnerships, and community-based organizations to establish and demonstrate effective dropout prevention and school reentry programs. Program expires September 30, 1989.

Cost: FY 1989: \$22,000,000
 FY 1990: 0 (estimated)

Participants (estimated): FY 1989: (Information
 unavailable)
 FY 1990: 0

Workplace Literacy Partnership**Authorization:** Adult Education Act.

Partnership between business or labor organizations and educational agencies to improve literacy skills needed in the workplace. Activities include adult literacy and other basic skills services, adult secondary education services, and literacy skills for adults with limited English proficiency.

Cost: FY 1989: \$12,000,000
 FY 1990: 0 (estimated)

Participants (estimated): FY 1989: 49,000
 FY 1990: 0

Women's Educational Equity Act Program

Authorization: The Women's Educational Equity Act, Title IX; Elementary and Secondary Education Act; Educational Amendments of 1984; Hawkins-Stafford Elementary and Secondary School Improvement Amendments of 1988.

Grants to promote educational equity for women and girls, including education programs for underemployed and unemployed women, and expansion of vocational education.

Cost: FY 1989: \$2,000,000
 FY 1990: 0 (estimated)

Participants (estimated): FY 1989: (Information unavailable)
 FY 1990: 0

DEPARTMENT OF HEALTH AND HUMAN SERVICESJob Opportunities and Basic Skills Program (JOBS)

Authorization: The Family Support Act of 1988 (which amends the Aid to Families with Dependent Children program).

The Aid to Families with Dependent Children program includes a mandatory work and training program (JOBS) to transition welfare recipients to self-sufficiency through education and job training. On October 1, 1990, it will replace the Work Incentive Program (WIN), which was funded at \$91 million in FY 1989.

Cost: FY 1989: \$ 39,000,000
 FY 1990: \$350,000,000 (estimated) (includes funding for WIN)

Participants (estimated): FY 1989: 99,000⁷
 FY 1990: 566,000⁷

Refugee Assistance - Social Services

Authorization: Immigration and Nationality Act, Title IV; Refugee Educational Assistance Act of 1980, Section 501.

Allots funds to states for various social services. Approximately 40 percent of the funds are used for training, including English language training and vocational training. In fiscal year 1988, 64,000 refugees used the various social services.

Cost: FY 1989: \$65,000,000
 FY 1990: \$30,000,000 (estimated)

Participants (estimated): FY 1989: (Information
 FY 1990: unavailable)

⁷Includes some double counting, e.g., job search plus classroom training.

Refugee Assistance - Voluntary Agency Programs

Authorization: Immigration and Nationality Act, Title IV;
Refugee Educational Assistance Act of 1980, Section 501.

Assistance to help refugees become self-supporting. Includes expenses for housing, food, and job development; may include job training.

Cost: FY 1989: \$16,000,000⁸
FY 1990: \$ 8,000,000⁸ (estimated)

Participants (estimated): FY 1989: 17,000
FY 1990: 8,500

Refugee Assistance - Targeted Assistance

Authorization: Immigration and Nationality Act, Title IV;
Refugee Educational Assistance Act of 1980, Section 501.

Targets funds to states that are impacted by refugees. About \$24,000,000 is available for employment services and, of this, 40 percent is used for training.

Cost: FY 1989: \$34,000,000
FY 1990: 0 (estimated)

Participants (estimated): FY 1989: (Information
FY 1990: unavailable)

Independent Living

Authorization: Social Security Act, Section 477, as amended.

Provides education and training to youth aged 16 and over in foster care to make the transition to independent living. Also includes counseling and other services. The program expires September 30, 1989.

Cost: FY 1989: \$45,000,000
FY 1990: 0 (estimated)

Participants (estimated): FY 1989: 20,000
FY 1990: 0

⁸No more than about 10 percent is for training.

Community Services Block Grant

Authorization: Omnibus Budget Reconciliation Act of 1981; Community Services Block Grant Act; Community Economic Development Act of 1981; Human Services Reauthorization Acts of 1984 and 1986.

States receive block grants to alleviate causes of poverty in communities, including Indian tribes. Includes funds that may assist the poor to attain adequate education and obtain and hold jobs.

Cost: FY 1989: \$381,000,000⁹
FY 1990: 0 (estimated)

Participants (estimated): FY 1989: (Information
unavailable)
FY 1990: 0

⁹The exact amount to be used for training is unknown; however, it is estimated that at most 10 percent is for training.

DEPARTMENT OF VETERANS AFFAIRS**All-Volunteer Force Education Assistance (Montgomery GI Bill Active Duty)**

Authorization: Department of Defense Authorization Act of 1985.

Assistance in attaining an educational, professional, or vocational objective for service persons to help them readjust to civilian life. About 10 percent is for non-college training.

Cost: FY 1989: \$151,000,000
FY 1990: \$281,000,000 (estimated)

Participants (estimated): FY 1989: 142,900
FY 1990: 196,000

Post Vietnam Era Veterans Education Assistance (Voluntary-Contributory Matching Program)

Authorization: Public Laws 94-502, 99-576, and 100-689.

Assistance to persons entering the Armed Forces after December 31, 1976, and before July 1, 1985, for attaining an educational, professional, or vocational objective. About 10 percent is for non-college training.

Cost: FY 1989: \$282,000,000
FY 1990: \$244,000,000 (estimated)

Participants (estimated): FY 1989: 466,947
FY 1990: 414,947

Vocational Rehabilitation for Disabled Veterans

Authorization: Veterans' Rehabilitation and Educational Amendments of 1980; Public Laws, 96-466, 99-576, and 100-689.

Payment of tuition, books, fees, and other services for education of the service disabled of World War II and later service. Also includes counseling, job placement services, and subsistence allowances and loans. About 30 percent of the funds are for non-college training.

Cost: FY 1989: \$107,000,000
FY 1990: \$106,000,000 (estimated)

Participants (estimated): FY 1989: 23,200
FY 1990: 22,700

Dependents Educational Assistance

Authorization: Public Laws 86-236, 89-358, 90-631, 92-540, 93-508, 94-502, 95-202, 96-466, 98-460, and 100-689.

Partial payment to advance the education of spouses and children of veterans disabled or deceased due to service, or veterans missing in action. About 6 percent is for non-college training.

Cost: FY 1989: \$99,000,000
FY 1990: \$92,000,000 (estimated)

Participants (estimated): FY 1989: 41,900
FY 1990: 38,800

Vocational Training for Certain Veterans Receiving VA Pension

Authorization: Veterans Benefits Improvement Act and Public Laws 98-543 and 100-687.

Payment of tuition, books, and fees for vocational training and other services for pension recipients to enable them to resume and maintain employment.

Cost: FY 1989: \$650,000
FY 1990: \$700,000 (estimated)

Participants (estimated): FY 1989: 350
FY 1990: 350

Veterans' Job Training Act

Authorization: Emergency Veterans Job Training Act of 1983.

Provides incentives to employers to hire and train unemployed Korean and Vietnam veterans for employment that involves significant training. Payments are 50 percent of veterans' wages for 9 months of training (15 months if veteran is disabled).

Cost: FY 1989: \$9,000,000
FY 1990: \$1,000,000 (estimated)

Participants (estimated): FY 1989: 7,251
FY 1990: 2,425

Veterans Educational Assistance

Authorization: Public Laws 89-358, 91-584, 93-337, 93-508, 94-502, 96-466, 97-35, 97-72, 97-295, 97-306, 98-160, 98-525, 98-543, 99-576, and 100-689.

Financial assistance for an educational, professional, or vocational objective to persons who might otherwise not be able to afford such activities and were on active duty in the armed services after January 31, 1955, and before January 1, 1977. In FY 1989, about 17 percent of the funds are for non-college training; in FY 1990, the estimate is 24 percent. This program is to expire at the end of calendar year 1989.

Cost: FY 1989: \$333,000,000
FY 1990: \$ 60,000,000 (estimated)

Participants (estimated): FY 1989: 159,700
FY 1990: 91,600

DEPARTMENT OF AGRICULTUREFood Stamp Employment and Training Program

Authorization: Food Security Act of 1985.

Requires states to provide employment and training services to food stamp recipients. The bulk of the services provided are for job search; in fiscal year 1989 about one-quarter of the services involve training.

Cost: FY 1989: \$116,000,000
FY 1990: \$148,000,000 (estimated)

Participants (estimated): FY 1989: (Information
FY 1990: unavailable)

DEPARTMENT OF TRANSPORTATIONHuman Resource Programs

Authorization: Urban Mass Transportation Act, Section 20.

Projects include employment training programs, outreach programs to increase employment of minorities and women in public transportation jobs, and training and assistance for minority- and women-owned businesses.

Cost: FY 1989: \$1,000,000
FY 1990: \$1,000,000 (estimated)

Participants (estimated): FY 1989: (Information
FY 1990: unavailable)

MAJOR CONTRIBUTORS TO THIS FACT SHEET

HUMAN RESOURCES DIVISION, WASHINGTON, D.C.

William J. Gainer, Director of Education and Employment Issues,
(202) 275-5365
Sigurd R. Nilsen, Assistant Director
Ellen B. Sehgal, Evaluator
William R. Stanco, Evaluator
Elizabeth C. Clemmer, Social Science Analyst

(205131)