

DOCUMENT RESUME

ED 305 131

PS 017 728

**AUTHOR** Worshtil, Marti  
**TITLE** Prince George's County Response to HB 1071: School-Age Child Care Needs Assessment.  
**INSTITUTION** Prince George's County Commission for Children and Youth, Landover, MD.  
**PUB DATE** 88  
**NOTE** 38p.  
**PUB TYPE** Reports - Research/Technical (143) -- Legal/Legislative/Regulatory Materials (090) -- Tests/Evaluation Instruments (160)

**EDRS PRICE** MF01/PC02 Plus Postage.  
**DESCRIPTORS** \*Community Services; Delivery Systems; Demography; Elementary Education; Local Government; \*Needs Assessment; Parent Attitudes; \*Public Policy; Public Schools; Questionnaires; \*School Age Day Care; School Surveys; \*State Legislation  
**IDENTIFIERS** \*Community Needs; Mandatory Programs; \*Maryland

**ABSTRACT**

The legislature of the State of Maryland enacted a bill that requires each county in the state to conduct a needs assessment for the delivery of before- and after-school child care services to children 4-14 years of age and offer recommendations for the delivery of care. This document provides Prince George's County's response to the legislation. Content includes discussion of current services, policies, a survey of parents' need for services, data compilation, survey results, and demographic data. Analyses of services, of policies, of the survey, and of the demographic data are also reported. Data indicated that Prince George's County has a critical need for school-age child care services for children between 4 and 14 years of age. A total of 32,944 children have no supervision before or after school. It is concluded that the county has appropriate service models in place. All that is required to meet children's needs is an expansion of current services. The survey instrument is included in the report, as is a copy of the bill (HB-1071). (RH)

\*\*\*\*\*  
 \* Reproductions supplied by EDRS are the best that can be made \*  
 \* from the original document. \*  
 \*\*\*\*\*

This document has been reproduced as received from the person or organization originating it.

Minor changes have been made to improve reproduction quality

Points of view or opinions stated in this document do not necessarily represent official OERI position or policy

# PRINCE GEORGE'S COUNTY RESPONSE TO HB 1071 SCHOOL-AGE CHILD CARE NEEDS ASSESSMENT


*Submitted By:* \_\_\_\_\_

Marti Worshil  
Prince George's County  
Commission For Children and Youth  
9201 Basil Court  
Landover, Maryland 20785  
925-5310

"PERMISSION TO REPRODUCE THIS  
MATERIAL HAS BEEN GRANTED BY

*Marti Worshil  
Carolyn Billingsley*

TO THE EDUCATIONAL RESOURCES  
INFORMATION CENTER (ERIC)."



Parris N. Glendening  
County Executive



ED305131

82228  
012728

**TABLE OF CONTENTS**

**INTRODUCTION.....3**

**CURRENT SERVICES.....4**

**POLICIES.....9**

**NEED FOR SERVICES.....10**

**DATA COMPILATION.....11**

**RESULTS OF THE SURVEY.....16**

**DEMOGRAPHIC DATA.....19**

**ANALYSIS OF SERVICES.....22**

**ANALYSIS OF POLICIES .....25**

**ANALYSIS OF THE SURVEY.....26**

**ANALYSIS OF THE DEMOGRAPHIC DATA.....26**

**CONCLUSION.....27**

**Copy of HB-1071 - "Education---School Age Child  
Care Delivery Plan Needs Assessment**

PRINCE GEORGE'S COUNTY  
RESPONSE TO HB 1071 SCHOOL-AGE CHILD CARE NEEDS ASSESSMENT

Prince George's County has long recognized the need for both preschool child care and school-age child care. Our County is unique in that we have the highest percentage of working women in the nation. With a total population of 696,500 citizens, and 212,423 children ages birth through nineteen, we have only an estimated 13,000 licensed day care slots available to our children of all ages. While we have made inroads in serving some of our child care needs, HB 1071 provides our County, and all Maryland jurisdictions, an opportunity to reassess the current child care situation. We are pleased to participate in this needs assessment, and hope that together we can better serve our children, youth and families. \*

Child care has been recognized as a critical need by many segments of our County government. In January, 1985, County Executive Parris Glendening released a "Child Care Task Force Report" documenting an enormous need for child care in Prince George's County: 95,000 to 100,000 children, ages birth through fourteen years. With the opening of the Prince George's County Employees' Child Care Center, in November, 1985, County Executive Parris Glendening demonstrated his commitment to his employees and helped answer some of their child care needs. This Center serving infants through six year olds, also fulfilled another important goal by becoming a model to local private industry.

The Prince George's County Economic Development Corporation in cooperation with the Private Industry Council, conducted a survey, in April, 1988, of private industry employers, concerning their child care needs and services. A copy of this survey is enclosed for your information.

County Executive Glendening designated the Prince George's County Commission for Children and Youth as the lead agency in preparing this response to HB 1071. The Commission staff consulted with several County agencies to produce this coordinated effort. In the demographic section, MNCPPC, and the Office of Management and Budget provided both data and technical assistance. In the needs assessment section, the Prince George's Public School System provided invaluable assistance with the needs assessment survey. The Department of Social Services conducted surveys to help complete the data needed. Without the cooperation of each of these agencies, completion of this survey would have been impossible. The Commission for Children and Youth is grateful to all those agencies who shared their time and expertise with us.

## A. CURRENT SERVICES

### PRINCE GEORGE'S COUNTY PUBLIC SCHOOL SYSTEM

Currently the Prince George's County Public School System operates nine (9) before and after school programs, and four (4) extended day magnet programs within the public school system. Ages served for both programs are five (5) through twelve (12) years. Total current enrollment is 978 students; 481 in the extended day magnet program, and 497 in before and after school.

#### **HISTORY**

##### **Magnet Program:**

Prince George's County is currently under a court ordered desegregation plan. As an alternative to court ordered busing, "Magnet" schools were instituted for parents to have an opportunity to voluntarily move their children into different school districts to integrate the schools. Of the eleven Magnet programs, four are "Extended Day" in the elementary schools.

##### **Before and After School Program:**

School Board member Cathrine Burch recognized the tremendous need for before and after school care. She submitted a resolution to the Board, the policy setting branch of the school system, requesting the school administration to provide before and after school care in the public schools.

#### **POLICY**

##### **Magnet:**

Access to the program remains on a first come first serve basis, based upon racial guidelines. Magnet schools provide before and after school care with an enrichment component included in the fee. Computers, music lessons, cooking, wood working, and homework assistance are all part of the program.

##### **Before and After School:**

A before and after school program is opened in an elementary school when a minimum of thirty students register and pay tuition. The school system operates the program based exclusively on parent generated fees. Based upon this fact

many of the extras offered in the Magnet program are not available in the before and after school program. Staff remains highly qualified in both programs since the school system pay scale is much higher than the private provider rate.

#### **FEES**

##### **Magnet:**

\$35.00 per week.

##### **Before and After School:**

In this program fees range according to the number of participants:

30-39 students--\$45 per week  
40-54 students--\$40 per week  
55 and above --\$35 per week

Both programs operate only during the calendar school year from 7:00 am - 6:00 pm, regardless of the weather or other school in-service adjustments.

Centers are open during Spring break.

During inclement weather centers close only when the County government closes (infrequently!). When schools are closed three centers remain open. Any student registered in the after school program may attend one of these three centers.

The Prince George's County School System provides four year old programs to 660 children.

400 children in the Head Start Program  
25 children in the Montessori Magnet Program  
235 children in the Early Extended Education Program  
a State funded program.

In addition to these programs, 648 students are enrolled in special education classes with children from three to five years old.

All of these programs are half day programs with no day care or extended hours provided. Transportation is provided for the Head Start, Early Extended Education Program, and Special Education only.

## NON-PUBLIC SCHOOLS

Private schools licensed by the Maryland State department of Education are called non-public schools. Prince George's County has 33 nursery schools of which eight provide before and after school care. Twenty elementary schools operate in the County and four of these provide school-age child care.

## REGISTERED FAMILY DAY CARE PROVIDER

Prince George's County currently has registered 985 family day care providers. A random telephone sample of 12.69% of these providers was conducted equally in the North, Central, and Southern areas in the County.

43% of family day care providers are currently providing care for school-age children, before and/or after school.

16% of the total children in family day care are school-age.

Fees vary according to the number of hours used; from \$10.00 to \$65.00 weekly.

Family Day Care Providers provide care:

- 79% provide care during the summer
- 88% provide care during school holidays
- 92% provide care for public school early closings and late openings

## LICENSED DAY CARE

Prince George's County has 150 licensed child care centers. Approximately half or 75 provide child care for school-age children, age five-twelve years. These programs consider four year olds part of the preschool age grouping and statistics were unavailable as to how many four year olds attend on a part-time before and after school basis.

Each program serves about nineteen school-age children for a total of an estimated 1425 children.

Centers charge an average of \$43.00 per week, with the range varying from \$30.00 to \$70.00.

Licensed Day Care Providers:

- 96% provide care during the summer
- 75% provide care on school holidays
- 90% provide care during early closings and late openings

## PARKS AND RECREATION

Maryland National Capital Park and Planning Commission (MNCPPC) is a bi-county agency of Prince George's and Montgomery Counties. The MNCPPC is the agency that operates park and recreation programs.

The MNCPPC operates five (5) after school child care programs in Prince George's County.

Each center serves 30 children age five through twelve years.

Fees are \$85.00 per month.

The program does not operate during the summer. MNCPPC operates free summer playgrounds throughout the County and has general recreation and specialized day camp programs that require a fee. Camps are also operated at recreational centers during Spring break.

The program operates on Board of Education professional days but not during school holidays.

During inclement weather the program operates from the time of an early closing until 6:00 pm. If schools are closed for the full day due to snow, the program does not operate.

## PRINCE GEORGE'S COUNTY MEMORIAL LIBRARY SYSTEM

The Library System provides no formal child care. Programs are offered for school-age children at various times throughout the system. These programs are one hour in length and are designed to promote reading.

While all libraries are reporting large numbers of children attending library at the end of the school day, the Hillcrest Heights Branch is recording extraordinary numbers of children. These children reside in the neighborhood and attend both the local public school and a nearby parochial school. This library is offering a new program for children ages 7-11 called "Home Safe" for latchkey children. Twelve children a day meet at the library between 3:15 and 4:15 pm, three days a week. There is no fee for this program.

Librarians report that they are serving increasingly as homework assistants and often confidants. The library staff do not serve in loco parentis and do not take legal responsibility for the children. They are expressing great concern for the safety of these children.



### YMCA of METROPOLITAN WASHINGTON

The YMCA provides two (2) before school programs and twelve (12) after school programs.

Over 200 children participate, ages five through twelve.

Before school care is \$87.00 per month. After school care is \$140.00 per month, per participant, respectively.

The YMCA offers five (5) summer camps a week, in different locations, from 7:00 am-6:00 pm. 110 children participate per week.

Camps operate during Spring and Christmas break.

Programs do not operate during inclement weather closings.

### MENTAL HEALTH ASSOCIATION OF PRINCE GEORGE'S COUNTY

In October, 1984, the Mental Health Association of Prince George's County, Inc. developed a training session called "You're in Charge", a program for children in self-care and their families.

The Association also operates the "Care-Line" a latchkey hotline which serves 200 children a year. Care-Line volunteers contact fifty children daily.

## B. POLICIES

Local policies clearly affect the delivery of school-age child care in Prince George's County.

### ZONING ORDINANCES

Prince George's County has in the past required a Special Exception for group day care centers in all zoning categories with very few exceptions. The Special Exception process is time consuming and costly requiring a detailed site plan and a zoning attorney. This had the effect of restricting child care availability.

In the last County Council session, three bills passed which were introduced by County Council Members Castaldi and Mills concerning child care. These bills allowed a Permitted Use to a great many zones which will remove the barriers of expense and time to prospective providers.

A second bill decreased the amount of playground space necessary for a child care center.

The third in this trio of bills was a resolution asking the Prince George's County Government, Maryland National Capital Park and Planning Commission, and the Board of Education to assess their vacant or unused property and submit a listing of all properties suitable for group day care centers. This bill, due September 30, 1988, is the first step in making available publicly owned property to child care providers.

### TRANSPORTATION

Prince George's County is a large County encompassing 488 square miles. Our public transportation system in some areas of this County is inadequate. In addition, as outlined previously, the Prince George's County Public School System is under a court mandated desegregation order. Although the Magnet program requires less busing than a mandatory busing system, our school buses are still under a heavy demand. There is not as much flexibility in scheduling buses or money available to provide buses for school-age child care.

### STATE POLICIES

In this section, the Commission would be remiss if this report did not include mention of State policies that have a great impact on school age child care. Prince George's County is consistently under funded in the day care subsidy program. The current level of funding at 2.3 million dollars is just not meeting the demand. Many children are unable to receive the care needed since the subsidies are unavailable to them. There must be more voucher funding!

### C. NEED FOR SERVICES

To respond to part C. of HB 1071, the Commission for Children and Youth distributed the enclosed survey form. Four schools in the Prince George's County Public School System were selected for this school-age child care needs assessment survey. The schools were:

District Heights Elementary School.....	492 students
Melwood Elementary School.....	554 students
Riverdale Elementary School.....	625 students
Kettering Middle School.....	780 students
	<u>2,451 total</u>

These elementary schools are located in the north, central, and southern areas of the County. None of the schools polled has an on-site Extended Day, before and after school, YMCA, or recreation program.

#### METHODOLOGY

On September 7, 1988, the second day of school, each student in the above listed schools received the survey, a letter from the Commission explaining the survey, and a pre-addressed, postage paid envelope. Response was immediate, and has continued for three weeks. The response rate is 24%. The school administration was quite helpful by contacting each principal and assuring their cooperation in the distribution of the survey. Federal law prohibits the school system from distributing the names and addresses of students to the Commission, so we were unable to follow up this survey with a personal telephone call to each parent to urge more responses be completed.

Each school survey is color coded to identify potential child care availability differences in each geographic location.

District Heights Elementary	- central	- green
Melwood Elementary	- southern	- yellow
Riverdale Elementary	- northern	- blue
Kettering Middle	- central	- white

Data Compilation

	White	Blue	Yellow	Green	Total
Number of Forms Returned	182	118	263	121	= 584
Number of Children	416	306	305	230	= 1257
Number of Children Ages 4-14	279	209	264	201	= 953
Number of Boys	217	106	177	125	= 625
Number of Girls	194	103	148	106	= 551
<u>Current Care</u>					
Day Care Center	6	51	11	1	= 69
Neighbor	22	13	59	29	= 123
Home Alone	133	30	45	55	= 263
Registered Family Day Care Provider	12	6	26	12	= 56
Sitter in the Home	6	19	16	4	= 45
Sibling Care in the Home (over the age of 14)	24	5	14	18	= 61
Recreation Center	5	1	-0-	-0-	= 6
Relative	94	31	94	64	= 283
Public School System	7	-0-	-0-	-0-	= 7

	White	Blue	Yellow	Green	Total
<u>Satisfaction with Current Arrangement</u>					
Very Satisfied	109	59	104	52	= 324
Somewhat Satisfied	47	40	38	38	= 163
Somewhat Dissatisfied	14	13	9	9	= 45
Dissatisfied	4	8	8	20	= 40

Type of Care Preferred for Children

In School Program	47	55	72	68	= 242
Parents	14	17	16	4	= 51
Sitter in the Home	16	8	9	3	= 36
Registered Family Day Care Provider	-0-	3	2	1	= 6
Care at Place of Employment	1	1	-0-	-0-	= 2

Barriers of Preferred Child Care

Expense	65	64	62	64	= 255
Difficulty Finding Care	38	32	53	24	= 147
Low Quality Care	16	26	14	25	= 81
Distance from Home	24	18	27	12	= 81
Transportation	24	18	20	11	= 73

	White	Blue	Yellow	Green	Total
<b><u>Barriers of Preferred Child Care (Continued)</u></b>					
Child Does Not Want the Service	13	7	5	3	= 28
None	65	34	45	33	= 177
<b><u>What the Local or State Government Could Do to Help</u></b>					
Provide More Programs	56	48	52	31	= 187
Provide Financial Support	23	23	33	29	= 108
Provide Transportation	6	12	2	2	= 22
Full Day Kindergarten	1	3	1	2	= 7
<b><u>Future Child Care Needs</u></b>					
School Aged Child Care	34	45	63	79	= 221
Shift Care	-0-	2	-0-	-0-	= 2
Full Day Kindergarten	-0-	1	4	-0-	= 5
<b><u>Work Hours</u></b>					
Between 6:30 am and 6:30 pm	215	120	185	96	= 616
After 6:30 pm	-0-	8	11	1	= 20
Before 6:30 am	-0-	15	29	27	= 71
Shift Hours	47	20	27	22	= 116

	White	Blue	Yellow	Green	Total
<b><u>Family Income</u></b>					
Less than \$5,000	4	11	2	5	= 22
\$5,000-\$9,999	1	7	-0-	5	= 13
\$10,000-\$14,999	1	10	4	13	= 28
\$15,000-\$19,999	10	15	8	27	= 60
\$20,000-\$24,999	21	19	14	23	= 77
\$25,000-\$34,999	31	30	31	17	= 109
\$35,000-\$49,999	45	14	52	13	= 124
\$50,000 or Over	73	7	49	12	= 141

**Hours Child Care Services are Needed**

School Aged Child Care	112	62	71	73	= 318
All Day Child Care	-0-	29	30	-0-	= 59
Full Day Kindergarten	-0-	1	2	-0-	= 3
Shift Hours	-0-	2	4	5	= 11
Holidays or Sick Days	-0-	2	-0-	-0-	= 2
None	-0-	-0-	60	-0-	= 60

	White	Blue	Yellow	Green	Total
<u>Amount Currently Paying for Child Care Per Week, Per Child</u>					
\$0	149	-0-	-0-	-0-	= 149
Less Than \$20	3	6	-0-	3	= 12
\$20	3	3	9	2	= 17
\$25	6	9	5	10	= 30
\$30	2	5	7	2	= 16
\$35	6	4	4	2	= 16
\$40	5	9	10	2	= 26
\$45	1	2	17	2	= 22
\$50	2	18	15	11	= 46
\$55	3	6	1	1	= 11
\$60	3	7	11	9	= 30
Over \$60	4	12	5	8	= 29

Are They Willing to Pay More For Service Preferred?

Yes	141	40	55	39	= 275
No	34	47	55	39	= 175

Age Breakdown

Age 4	6	9	18	15	= 48
Age 5	5	29	24	26	= 84
Age 6	10	25	38	28	= 101
Age 7	18	28	32	34	= 112
Age 8	14	17	27	23	= 81
Age 9	21	26	34	29	= 110



	White	Blue	Yellow	Green	Total
<u>Age Breakdown (Continued)</u>					
Age 10	26	15	32	16	= 89
Age 11	21	7	34	12	= 74
Age 12	101	8	9	5	= 123
Age 13	70	2	6	4	= 82
Age 14	19	4	4	9	= 36

### C. NEED FOR SERVICES

#### 1. RESULTS OF THE SURVEY

**Question 1: How many children in each age group are in self/ sibling care?**

**Finding:**

No child age four through six was left unattended. Two children age seven were left home alone for what the parents termed was a short time after school. In the second and third grades, less than a half dozen children were left home alone. Fifth and sixth grade seem to be the turning point where parents reluctantly leave their children in self care. 25% of the parents polled begin to leave their children home alone in this age range. This group of parents were most likely to check dissatisfied with present arrangements.

Over 58% of the parents indicated that their middle school age children were in self care. The rest either had a parent at home full time, or an older sibling at home.

**Note:** For the purposes of this survey, children left with siblings that were 14 and younger were grouped in the home alone category.

**Question 2:** How many children in each age range are cared for by a relative/ domestic other in their own home?

**Finding:** 22% of the children have a relative in their home that provides after school care.

**Note:** Age range did not determine the number of children in domestic care. There was a variation between geographic locations. In Riverdale only 10% of the children had a parent in the home, while Upper Marlboro had 31%.

**Question 3:** How many children in each age range are cared for in registered or unregistered family day care homes?

**Finding:**

Only 4.5% children are in registered family day care. It is difficult to provide an age breakdown since many of these parents were using family day care for a younger sibling under the age of four.

14% of the children use neighbors for care at the elementary level. 9% of the middle school children use neighbors for care. Several of these children have parents that work shift hours.

**Question 4:** How many children are in pre-school based care?

**Finding:**

5.4% of the children are in pre-school care. This number is unreliable since many parents did not include information about their pre-schooler on a "school-age" survey. We do know there are 7,540 slots in licensed day care centers. Rarely do centers have openings, and many centers have waiting lists.

**Question 5:** How many children in each age range are in school based school-age child care?

**Finding:**

978 children are in school based school-age child care. There is a greater concentration of children in the first through fourth grade level attending the programs.

**Question 6: What do parents identify as preferences for school-age child care?**

**Finding:**

41.2% of the parents prefer school based school-age child care. In fifth grade and higher the focus remains on school based care but in the form of a recreation program.

**Question 7: What do parents identify as appropriate ways for local governments to address school-age child care needs?**

**Finding:**

According to parents, government can provide two forms of assistance to parents. More programs should be created in the school system, and cost for these programs should be kept affordable. Subsidies and tax credits were mentioned often. Providing transportation was a preference for these parents.

Barriers to providing the care of preference were (1) expense 43% and (2) difficulty in finding care 25%.

**Question 8: Do parents anticipate a need for school-age child care?**

**Finding:**

Those parents that answered this question indicated by 96.9% that in the future they will need school-age child care.

**Note:** Several parents included written notes that indicated they are concerned about the lack of full day kindergarten.

**Question 9: What are parents willing to pay for school-age child care?**

**Finding:**

The answers to this question were as varied as the income levels. 24% of the parents had incomes of over \$50,000. 21% of the families had incomes under \$20,000. Of the 584 parents that responded 275 are willing to pay more than they are currently paying and 175 are not willing to pay more. All requested a high quality program at a "reasonable" rate.

**Question 10: What are parents work hours and income level?**

**Finding:** Parents work between the hours of 6:30 am and 6:30 pm at a rate of 74.8% of the total number of working parents.

Note: Prince George's County has a high percentage of shift workers 14%. These parents indicate a high degree of difficulty finding available child care.

Average family income in 1980 in Prince George's County is \$24,562. In this report 24% of the families earned over \$50,000. Only 13% of the families responding to the survey were at the average income level. Either the income level in Prince George's County has increased, or those responding to this survey are in the upper income brackets.

Family income in .06% of the respondents was below \$10,000. Clearly there was not a great response to this survey among the low income families. With 15,392 families in the County on income maintenance, this population is under represented in the survey results.

Question 11: What are parents currently paying for school-age child care?

Finding:

Parents are paying on an average \$36.48 a week for child care. Registered family home providers and neighborhood babysitters are generally paid by the hour. Center based care, school based care, the YMCA, and recreation centers have a set hourly or monthly fee.

Written comments indicate single parents are having great difficulty covering the cost of child care. Parents with more than one child and especially those with infants were vocal on the high expense involved with child care.

## 2. DEMOGRAPHIC DATA

Number 1. How many households in the County include children ages 4-14?

All Households	Family Households	Family Households with Children, 4-14	Non-Family Households
193,355	165,611	31,863	59,178

Source: U.S. Census Bureau, 1980 Census of Population Housing, Summary Tape File 1.

**Number 2. What is the number children by age group?**

	<u>Male</u>	<u>Female</u>
Under 1 Year	5,155	4,904
1 Year	4,910	4,538
2 Years	4,607	4,548
3 Years	4,568	4,474
4 Years	4,451	4,264
5 Years	4,593	4,095
6 Years	4,520	4,192
7 Years	4,855	4,636
8 Years	5,333	5,154
9 Years	5,932	5,775
10 Years	6,025	5,710
11 Years	5,770	5,602
12 Years	5,908	5,798
13 Years	5,984	5,758
14 Years	6,346	6,160

Source: 1980 Census, Characteristics of Population, Vol. 1, Part 22, MD. CHPT. B

**Number 3. What is the percentage of households in the County with children ages 4-14 compared to the total number of households?**

Total Number of Households	Total Number of Households with Children 4-14	Percentage of Households with Children 4-14
224,789	31,863	19.23%

Source: U.S. Bureau of Census, 1980, Population and Housing Summary Tape File 1.

**Number 4. How many children ages 4-14 live in households with two parents?**

**Number 5. How many children ages 4-14 live in households with one parent?**

Total Number of Family Households	Children 4-14 In Family Households (2-Parents)	Children 4-14 Living with One Parent
165,611	65,608	29,522

Source: U.S. Bureau of Census, 1980 Population and Housing Summary Tapes File 1.

Number 6. How many children ages 4-14 live in households where both parents work?

Number of Children 4-14 With Both Parents Working

70,608

Source: U.S. Bureau of Census, 1980 Population and Housing, Summary Tape File 3A

Number 7. How many children age 4-14 live in single parent families where the single parent works?

Total Number of Single Households with Children 4-14

29,522

Total Number of Children 4-14 in Single Parent Family Where The Single Parent Works

24,522

Source: U.S. Bureau of Census, 1980 Population and Housing, Summary Tape File 3A

**Number 8. What is the income level of households with children ages 4- 14 by age groups?**

**Total:**

**Income above poverty level:**

<b>With related children:</b>	
Under 6 years and 6 to 17	18,359
Under 6 years only	21,860
6 to 17 years only	56,847
<b>Without related children</b>	<b>61,719</b>

**Income below poverty level:**

<b>With related children:</b>	
Under 6 years and 6 to 17	1,802
Under 6 years only	1,612
6 to 17 years only	3,057
<b>Without related children</b>	<b>1,667</b>

**Female householder, no husband present:**

**Income above poverty level:**

<b>With related children:</b>	
Under 6 and 6 to 17	2,438
Under 6 years only	2,990
6 to 17 years only	13,270
<b>Without related children</b>	<b>7,298</b>

**Income below poverty level:**

Under 6 years and 6 to 17	1,068
Under 6 years only	756
6 to 17 years only	1,983

**Without related children** 424

**Families with one or more related children by poverty status in 1979 by presence and age of related children (10)**

**Income above poverty level:**

<b>With related children:</b>	
Under 5 years and 5 to 17	17,155
Under 5 years only	18,282
5 to 17 years only	61,629

**Income below poverty level:**

<b>With related children:</b>	
Under 5 years and 5 to 17	1,653
Under 5 years only	1,404
5 to 17 years only	3,414

**Source: U.S. Census Bureau, 1980 Population and Housing Tape File 3A**

### III. Analysis

#### 1. Inventory of Services

##### PRINCE GEORGE'S COUNTY PUBLIC SCHOOLS

The Prince George's County Public School System in beginning to provide before and after school child care is truly starting to meet the needs of working parents. The staff and administrative coordination of the programs are excellent. When a group of at least thirty parents submit paid registration, a program can be opened in a school within an astounding two weeks. Once programs are opened, parents are extremely pleased with the quality of care the children receive.

##### Suggestions:

1. This program needs to be advertised. The school system does not take an active role in promoting the availability of the programs. Instead, parents, the school principal, or the P.T.A. must take it upon themselves to ensure that the minimum number of registrants have paid and are committed to the program. Some parents are only vaguely aware of the availability of the programs. They need to know that initiation of the program can and should begin with them.
2. The cost of the program needs to be reduced. Parents state that their overwhelming preference is school based child care, while the most prevalent barrier to obtaining this care is expense. Since each program must be self-sustaining, perhaps combining two nearby schools may solve the dilemma. Transportation issues will arise and hopefully could be resolved.
3. Child care subsidy funds must become more available to parents. For example, in September, 1988, a cooperative effort between the Langley Park-McCormick School, Monica Weaver, the coordinator for the after school programs, the Department of Social Services, and the Commission for Children and Youth, was formed with an effort to open a much needed before and after school child care program at this school. Parents were eager for a program. Unfortunately, the Purchase of Care subsidy funding is currently frozen. The school year has begun and these children are without before and after school care.
4. Most parents indicated a preference for school based recreation for their middle school children. With MNCPPC already doing an excellent job in both child care and recreation programs, an interagency collaboration between the school system and MNCPPC should be considered. Physical space could be provided in the middle schools free of charge, and programs could be operated by MNCPPC. The cost



of these programs should be kept to a minimum since most parents of middle school age children are reluctant to incur any expense and were very satisfied with their current arrangement. Even with a high level of satisfaction that many parents indicated, in the written portion of the survey, they still preferred a school based recreation program.

Prince George's County is the second highest jurisdiction in the number of adolescent pregnancies in the State of Maryland. The school system is showing an increasing number of girls in the middle school and ninth grade level that are pregnant. These children need structured activity, not to be left alone each afternoon.

#### DEPARTMENT OF HUMAN RESOURCES CHILD CARE REGULATION

With efforts under way in the Department of Human Resources to form the new regional offices for all child care regulations, we in Prince George's County are anticipating a smooth transition and a well functioning office. This is the opportunity for past regulatory problems to be resolved to further meet the growing demands of our parents.

In the past our regulatory staff has indicated severe staff shortages which impede the growth of the child care industry. Without enough staff, potential providers must wait months for a license or registration. It is hoped that under the reorganization this situation will be rectified.

#### MENTAL HEALTH ASSOCIATION OF PRINCE GEORGE'S COUNTY

The school-age child care needs assessment survey indicates 25% of the children age ten-twelve years, and 58% of the children 12 years and older are home alone before and after school. Since the survey was returned by predominantly middle to upper income parents, the Commission is certain that these figures grossly under report the numbers of latchkey children in Prince George's County.

The Mental Health Association operates the Care-Line for 200 latchkey children. This worthwhile program should be expanded through interagency support to serve a greater number of latchkey children. This program is free to the public and will fill a needed gap.

## CHILD CARE INFORMATION AND REFERRAL

Prince George's County operates no information and referral system for child care. This is a critical gap in service to parents and providers in our County. Currently parents must call several agencies to receive a listing of registered and licensed care. First time parents are given no counseling as to what to look for in a quality Center or home. There is awareness at all levels of County government of this gap in service to parents and a desire to fill this gap.

## 2. Policies

### ZONING ORDINANCES

The County Council has, as of July 1, 1988 made headway in reforming the restrictive zoning regulations concerning child care. As problems arise, it is hoped the Council will continue to be supportive of needed changes relating to child care.

### TRANSPORTATION

The Prince George's County Public School System, in providing an excellent before and after school program, has made significant strides in recognizing that family and children's needs go beyond the three o'clock bell. The schools should be encouraged to continue the expansion of this program and consider when necessary providing transportation.

### STATE POLICIES

Prince George's County is in critical need of subsidized child day care funds. Throughout this document, specific examples have been cited of under funding in this jurisdiction. As funds are allocated, we hope Prince George's County will receive Purchase of Care funds in direct proportion to the number of children in need.

### 3. SURVEY RESULTS

a. 122,003 children age four through fourteen reside in Prince George's County. Of these children at least 32,944 have no formal or informal child care arrangement. These children are left unattended before and after school and are in immediate need of school-age child care.

Due to the heavy concentration of middle and upper income parents that responded to this survey, we estimate the numbers cited above to be conservative.

b. 78% of the children age 4-14 have parents that work outside the home. This figure seems to vary in different geographic areas in the County from 69% to 90%.

c. School-age children are not using family day care in great numbers. This resource should be explored to a greater extent as the number of providers increase. The Public School System should provide parents, upon request, with a referral telephone number for the Department of Social Services, so parents can obtain lists of registered providers.

d. Parents are overwhelmingly in favor of school based child care. Parents wish to keep their children in one safe place all day. Regardless of age, they want this school based care to be affordable.

Several parents of disabled children discussed their need for school based care and how difficult finding care is for their children.

e. Parents are currently paying \$36.48 for one child. When a family has more than one child, or an infant, the families feel the crunch and are quite verbal about the expense.

### DEMOGRAPHIC DATA

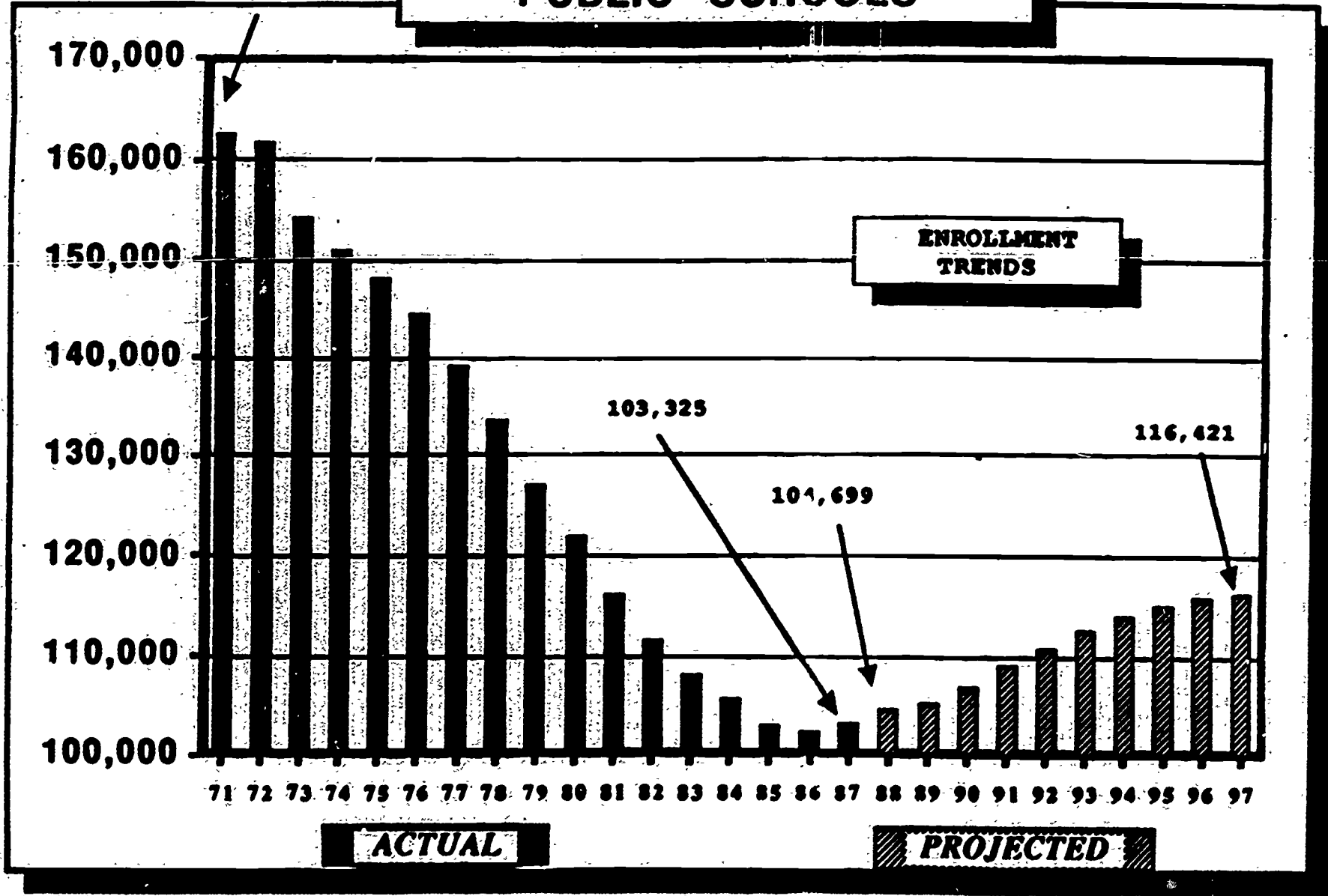
This section prepared by Gene Lewis, Commission For Children and Youth, is based upon 1980 Census Data. At this writing the data is nine years old. Much has changed in the last ten years in Prince George's County. Where the County schools suffered a decline in enrollment during the 1970's and early 1980's, we are seeing a steady increase of children returning to the schools. Projections in the 1980 Census were estimated to be at least 4.4% below the actual population. With the growth in our County the availability of child care services will be greatly impacted.

## CONCLUSION

Prince George's County has a critical need for school-age child care services for children ages four through fourteen. 32,944 children have no supervision before or after school. All too often we read of tragedies occurring to these latchkey children. This County has the service models in place. At this point we just need to the expand current services.

The Commission for Children and Youth will continue to advocate for the well being and safety of all our children, youth, and families. We plan to work with involved County and State agencies to ensure expanded child care services to children.

# PRINCE GEORGE'S COUNTY PUBLIC SCHOOLS



PREPARED BY PUPIL ACCOUNTING SCHOOL BOUNDARI

Commission for Children and Youth

9201 Basil Court

Landover, MD 20785

1. What age is your child (children) \_\_\_\_\_?  
\_\_\_\_\_?

2. Your child (children) is:

\_\_\_\_\_ number of girls \_\_\_\_\_ number of boys

3. What are your current arrangements for before  
and/or after school care for each child?

_____ day care center	_____ sitter in the home
_____ neighbor	_____ brother or sister
_____ relative	_____ care in the home
_____ home alone	_____ recreation center
_____ registered family	_____ other (please
_____ day care provider	_____ specify)

4. How satisfied are you with this arrangement?

_____ very satisfied	_____ dissatisfied
_____ somewhat satisfied	_____ no opinion
_____ somewhat dissatisfied	

5. Compared with your current arrangements, what type  
of care would you prefer for your child?

\_\_\_\_\_  
\_\_\_\_\_

6. What are the barriers (if any) you have experienced  
to using the child care you prefer?

_____ expense	_____ none
_____ difficulty finding	_____ distance from
_____ care	_____ home
_____ low quality care	_____ transportation
	_____ child does not
	_____ want service
other _____	

7. What could the local or State government do to ease the barriers (if any)?

---

---

8. What are your anticipated school-age child care needs in the near future?

---

---

9. What hours do you work?

---

Your spouse? (if applicable)

---

What is your family income?

- less than \$5,000
- \$5,000 - \$9,999
- \$10,000 - \$14,999
- \$15,000 - \$19,999
- \$20,000 - \$24,999
- \$25,000 - \$34,999
- \$35,000 - \$49,999
- \$50,000 or over

10. What hours do you need child care services?

---

11. What are you currently paying for child care per week? per child?

---

12. Would you be willing to pay more for the type of child care you prefer?

---

---

Reminder: Please return today. Thank you!

**Prince George's County  
Licensed and Registered  
Day Care Locations By  
Councilmanic Districts**

**Municipalities By  
Councilmanic Districts**

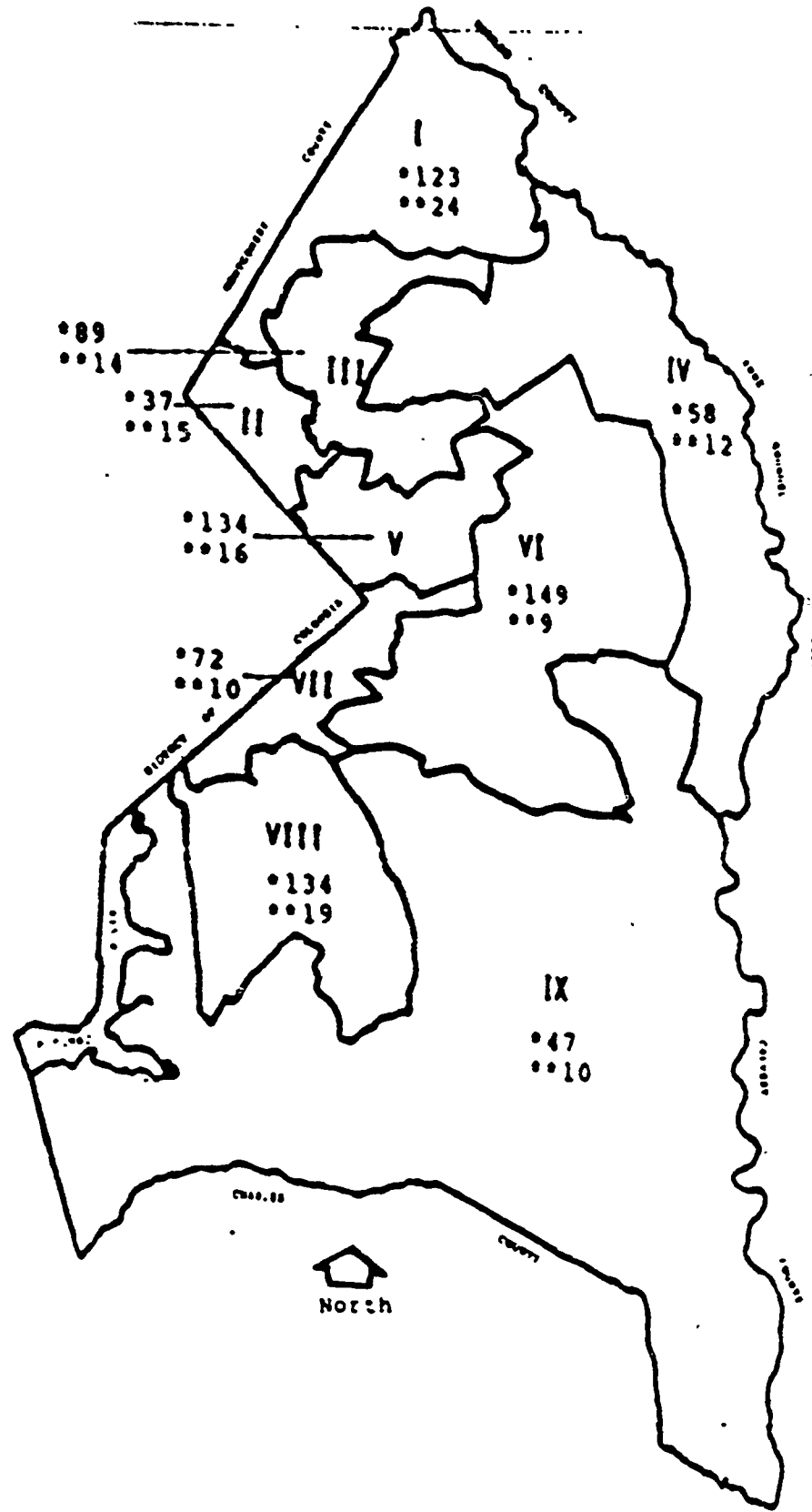
BERWYN HEIGHTS .....	III & IV
BLADENSBURG .....	II & V
BOWIE .....	IV & VI
BRENTWOOD .....	II
CAPITOL HEIGHTS .....	VII
CHEVERLY .....	V
COLLEGE PARK .....	III
COLMAR MANOR .....	II & V
COTTAGE CITY .....	II
DISTRICT HEIGHTS .....	VI
EAGLE HARBOR .....	IX
EDMONSTON .....	II, III & V
FAIRMOUNT HEIGHTS .....	V & VII
FOREST HEIGHTS .....	VIII
GLENARDEN .....	V
GREENBELT .....	III & IV
HYATTSVILLE .....	II & V
LANDOVER HILLS .....	III
LAUREL .....	I
MORNINGSIDE .....	IX
MOUNT RAINIER .....	II
NEW CARROLLTON .....	III
NORTH BRENTWOOD .....	II
RIVERDALE .....	III
SEAT PLEASANT .....	VII
TAKOMA PARK .....	II
UNIVERSITY PARK .....	II
UPPER MARLBORO .....	IX

\*Registered Family Day Care Providers  
885

\*\*Licensed Group Day Care Centers 142

Source: Prince George's County  
Department of Social Services,  
1987.

Prince George's County  
Department of Health and Mental  
Hygiene, 1987.





HOUSE BILL No. 1071  
(71r1961)

F1

Introduced by Delegates Kirk, Young, Boston, M. Murphy, Hughes,  
Oaks, Harrison, Rawlings, Anderson, Fulton, Cummings,  
Montague, ~~MacKinnon~~ MacKinnon, Callas, Lawiah, Jones, Exum,  
and Currie

Read and Examined by Proofreader:

\_\_\_\_\_  
Proofreader.

\_\_\_\_\_  
Proofreader.

Sealed with the Great Seal and presented to the Governor,  
for his approval this \_\_\_\_\_ day of \_\_\_\_\_  
at \_\_\_\_\_ o'clock, \_\_\_\_\_ M.

\_\_\_\_\_  
Speaker.

CHAPTER \_\_\_\_\_

1 AN ACT concerning

2 Education--School- Age Child Care Delivery-Plan Needs Assessment

3 FOR the purpose of establishing--programs-of-before-and-after  
4 school--day--care--in--the--public--schools--in--the--State;  
5 requiring counties to develop a school- age child care  
6 service delivery-plan needs assessment that includes certain  
7 elements; requiring--each--county--to--appoint--plan  
8 coordinators; specifying certain groups that the plan  
9 coordinators--are county is required to involve or are is  
10 permitted to involve in the planning--process needs  
11 assessment; requiring the development of certain  
12 recommendations; requiring the Governor to appoint a school-  
13 age child care planner coordinator, who shall perform  
14 certain services; specifying a certain date for submitting  
15 complete plans to the Governor and the General Assembly;  
16 authorizing the Governor to provide--certain--funds--to--the

-----  
EXPLANATION: CAPITALS INDICATE MATTER ADDED TO EXISTING LAW.  
[Brackets] indicate matter deleted from existing law.  
Underlining indicates amendments to bill.  
Strike-out indicates matter stricken from the bill by  
amendment or deleted from the law by amendment.  
Script denotes opposite chamber/conference committee  
amendment.

1 counties--to--develop--services;--defining--certain--terms; and  
2 generally relating to school\_ age child care delivery--plans  
3 needs assessment.

4 BY adding to

5 Article---Education  
6 Section--7-4B-01--through 7-4B-05-7-4B-04,--inclusive,--to--be  
7 under--the--new--subtitle--"Subtitle--4B,--School--Age  
8 Child-Care-Delivery-Program Plan-Needs-Assessment"  
9 Annotated-Code-of-Maryland  
10 (1985-Replacement-Volume-and-1986-Supplement)

11 Article 49D - Office for Children and Youth  
12 Section 4A  
13 Annotated Code of Maryland  
14 [1986 Replacement Volume]

15 Preamble

16 WHEREAS,--A--vast--number--of Many Maryland--children--need  
17 nonparental-supervised-care-before--and--after--school,--during  
18 holidays,--and--during--vacations;--and

19 WHEREAS,--The--trend--toward--public--school--programs--for--4-year  
20 old-children--is--likely--to--result--in--younger--atchkey--children;  
21 and

22 WHEREAS,--Maryland--citizens--who--work--should--have--access--to  
23 quality,--affordable--child-care--arrangements--for--the--supervision  
24 and-nurturance--of--school--age-children;--now,--therefore;

25 SECTION 1. BE IT ENACTED BY THE GENERAL ASSEMBLY OF  
26 MARYLAND, That the Laws of Maryland read as follows:

27 Article---Education 49D - Office for Children and Youth

28 SUBTITLE 4B--SCHOOL--AGE-CHILD-CARE-DELIVERY-PROGRAM  
29 PLAN-NEEDS-ASSESSMENT

30 7-4B-01; 4A.

31 (A)--IN-THIS-SUBTITLE-THE-FOLLOWING-WORDS-HAVE-THE--MEANINGS  
32 INDICATED:

33 (B)--"CHILD"--MEANS--A-CHILD-OF-AT-LEAST-4-YEARS-OLD-AND-NOT  
34 MORE-THAN-14-YEARS-OLD;

35 (C)--"PLAN"--MEANS--A-SCHOOL-AGE-CHILD-CARE--SERVICE--DELIVERY  
36 PLAN;

37 7-4B-02;

1 (A) -- THERE -- IS -- A -- PROGRAM -- OF -- SCHOOL -- AGE -- CHILD -- CARE -- SERVICE -- IN  
2 THE -- PUBLIC -- SCHOOLS -- IN -- THIS -- STATE;

3 (B) -- EACH -- COUNTY -- SHALL -- DEVELOP -- A -- SCHOOL -- AGE -- CHILD -- CARE  
4 SERVICE -- DELIVERY -- PLAN;

5 (A) EACH COUNTY SHALL DEVELOP, WITH THE ASSISTANCE OF THE  
6 DEPARTMENT OF STATE PLANNING, A NEEDS ASSESSMENT AND  
7 RECOMMENDATIONS A PLAN FOR DELIVERING FOR THE DELIVERY OF BEFORE-  
8 AND AFTER-SCHOOL CHILD CARE SERVICES TO CHILDREN WHO ARE AT LEAST  
9 4 YEARS OLD BUT NOT MORE THAN 14 YEARS OLD.

10 (B) (1) EACH COUNTY SHALL APPOINT A PLAN COORDINATOR  
11 WHO SHALL COORDINATE DEVELOPMENT OF THE PLAN WITH THE FOLLOWING  
12 ENTITIES -- IN THE COUNTY CONSIDER, IN THE DEVELOPMENT OF THE NEEDS  
13 ASSESSMENT, THE SERVICES OF:

- 14 (I) THE PUBLIC SCHOOL SYSTEM;  
15 (II) THE PARKS AND RECREATION AGENCY;  
16 (III) THE PUBLIC HEALTH AGENCY;  
17 (IV) THE SOCIAL SERVICE DEPARTMENT;  
18 (V) THE YOUTH CHILDREN'S COUNCIL;  
19 (VI) COMMUNITY COLLEGES;  
20 (VII) THE ELECTED GOVERNING BODY;  
21 (VIII) THE PUBLIC LIBRARY SYSTEM; AND  
22 (IX) THE ZONING AND PLANNING AGENCY.

23 (2) -- THE PLAN COORDINATOR -- SHALL -- ATTEMPT -- TO -- INVOLVE  
24 PRIVATE ORGANISATIONS IN THE PLANNING PROCESS, INCLUDING:

25 (2) IN PREFERRING THE NEEDS ASSESSMENT, THE COUNTY  
26 SHALL CONSULT WITH:

- 27 (I) CHILD CARE PROVIDERS;  
28 (II) PARENT GROUPS 7 INCLUDING THE PTA;  
29 (III) BUSINESS GROUPS 7 INCLUDING THE CHAMBER  
30 OF COMMERCE;  
31 (IV) THE COALITION FOR THE HANDICAPPED;  
32 (IV) GROUPS REPRESENTING THE HANDICAPPED;  
33 (V) COMMUNITY-BASED YOUTH AGENCIES; AND  
34 (VI) CLERGY RELIGIOUS GROUPS.

HOUSE BILL No. 1071

7-4B-03 7-4B-02:

EACH PLAN SHALL INCLUDE PROPOSALS FOR: (C) IN PREPARING THE NEEDS ASSESSMENT, THE COUNTY SHALL CONSIDER:

(1) A DESIGN FOR A SAFE ENVIRONMENT FOR CHILDREN;

(2) ACTIVITIES DESIGNED TO MEET A CHILD'S INDIVIDUAL PHYSICAL, SOCIAL, EMOTIONAL, AND INTELLECTUAL NEEDS;

(3) COMPREHENSIVE YEAR-ROUND PROGRAMMING FOR THE FOLLOWING TIMES:

(I) BEFORE AND AFTER SCHOOL;

(II) A SCHOOL HOLIDAY;

(III) A DAY WHEN SCHOOL IS CLOSED FOR WEATHER OR SUMMER VACATION.

(4) A PLAN TO IMPLEMENT IMPLEMENTING IMPLEMENTATION OF RECOMMENDATIONS TO IMPLEMENT S 7-109 OF THIS ARTICLE THE EDUCATION ARTICLE;

(5) A PLAN TO THE USE OF SCHOOL BUSES AND OTHER LOCAL TRANSPORTATION SERVICES TO TRANSPORT CHILDREN TO AND FROM CHILD CARE PROGRAMS AND AFTER-SCHOOL ACTIVITIES;

(5) A REVIEW OF LOCAL ZONING LAWS THAT AFFECT THE DEVELOPMENT OF THE PLAN;

(7) INFORMATION FOR INFORMING PARENTS ON OF THE VALUE OF SCHOOL-AGE CHILD-CARE SERVICES; AND

(8) TO A PLAN FOR THE ESTABLISHMENT OF (7) TRAINING OPPORTUNITIES FOR PROVIDERS OF CHILD CARE; AND

(9) ALTERNATIVE (8) APPROPRIATE FUNDING MECHANISMS FOR IMPLEMENTING THE PLAN.

7-4B-04 7-4B-03:

(D) THE GOVERNOR SHALL APPOINT A CHILD CARE PLANNER COORDINATOR WHO SHALL:

(1) PROVIDE INFORMATION TO COUNTIES CONCERNING CHILD CARE NEEDS;

(2) DEVELOP GUIDELINES AND PROVIDE GUIDANCE AND TECHNICAL ASSISTANCE TO EACH COUNTY;

(3) ESTABLISH A STATEWIDE NETWORK OF PLAN COORDINATORS LIAISON WITH EACH COUNTY AGENCY DESIGNATED TO CONDUCT THE NEEDS ASSESSMENT; AND

1 (4) COORDINATE EFFORTS WITH STATE AGENCIES TO  
2 INCREASE AWARENESS OF LOCAL CHILD CARE ISSUES; AND

3 (5) REVIEW AND REPORT ON RECOMMENDATIONS FOR THE  
4 IMPLEMENTATION OF THE PLAN.

5 7-4B-05 7-4B-04

6 (A) (E) EACH COUNTY SHALL SUBMIT A--PLAN ITS NEEDS  
7 ASSESSMENT TO THE GOVERNOR NO LATER THAN JANUARY ~~JULY~~ OCTOBER 1,  
8 1988 AND, SUBJECT TO § 2-1312 OF THE STATE GOVERNMENT ARTICLE,  
9 THE GENERAL ASSEMBLY.

10 (B) --THE GOVERNOR MAY PROVIDE FUNDS IN THE BUDGET TO--ASSIST  
11 EACH COUNTY TO DEVELOP SERVICES UNDER ITS PLAN

12 SECTION 2. AND BE IT FURTHER ENACTED, That this Act shall  
13 take effect July 1, 1987.

Approved:

\_\_\_\_\_  
Governor.

\_\_\_\_\_  
Speaker of the House of Delegates.

\_\_\_\_\_  
President of the Senate.

