

DOCUMENT RESUME

ED 300 682

CE 051 427

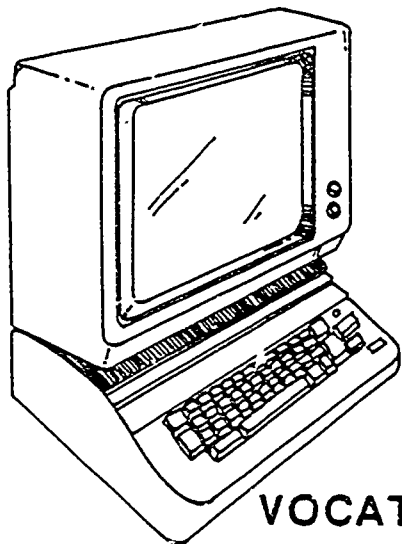
AUTHOR Sommer, Sandra; And Others
 TITLE Concepts in Static Electricity. Courseware Evaluation for Vocational and Technical Education.
 INSTITUTION Ohio State Univ., Columbus. National Center for Research in Vocational Education.
 SPONS AGENCY Office of Vocational and Adult Education (ED), Washington, DC.
 PUB DATE 8 Jun 87
 NOTE 9p.; For the basic evaluation form, see ED 244 058.
 PUB TYPE Tests/Evaluation Instruments (160)

EDRS PRICE MF01/PC01 Plus Postage.
 DESCRIPTORS *Computer Software Reviews; *Courseware; *Electricity; *Electronic Equipment; Electronics; Instructional Material Evaluation; Secondary Education; Trade and Industrial Education
 IDENTIFIERS *Electroscopes; Induction (Electronics)

ABSTRACT

This courseware evaluation rates the Concepts in Static Electricity program developed by Micro Learningware. (The program--not contained in this document--is a four-disk set covering the electroscopes, charging by induction, grounding, and charging by conduction.) Part A describes the program in terms of subject area and hardware requirements (Apple II, color monitor), indicates its suitability for use as a tutorial in grades 7-12, and gives a time estimate (20-30 minutes per section). Availability information includes contact address and backup policy. Part B contains the evaluation criteria in eight categories; reviewer ratings appear as yes, somewhat, no, and not applicable, with explanatory comments. Part C summarizes the evaluation. The program received yes ratings for subject matter, technical presentation, and documentation; and somewhat ratings for student and program interaction and student evaluation. Reviewers found the program too slow, narrow in scope, and outdated, although it may be used as a tutorial if a student misses a lesson. (SK)

 * Reproductions supplied by EDRS are the best that can be made *
 * from the original document. *



CONCEPTS IN STATIC ELECTRICITY.

COURSEWARE EVALUATION

FOR

VOCATIONAL AND TECHNICAL EDUCATION

The evaluation of this courseware program was conducted by a team participating in the Courseware Evaluation Network. The Network, established in 1985, is coordinated by the National Center for Research in Vocational Education under the sponsorship of the U.S. Department of Education, Office of Vocational and Adult Education. The purpose of the Network is to identify and evaluate microcomputer courseware, and to disseminate courseware reviews for vocational and technical education.

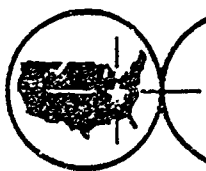
Each Network team includes three members, at least one of which is, or recently has been, a vocational or technical teacher in the subject matter area of the courseware being evaluated. The evaluation represents a synthesis of the opinions of the team members. It is suggested that the evaluation be used as a first screening device for courseware and that the teacher also evaluate the courseware program on the basis of specific student needs.

The Courseware Evaluation: Form and Guide used for all of the Network evaluations was developed by the National Center and is available through its cost-recovery system.


U.S. DEPARTMENT OF EDUCATION
Office of Educational Research and Improvement
EDUCATIONAL RESOURCES INFORMATION
CENTER (ERIC)

- This document has been reproduced as received from the person or organization originating it.
- Minor changes have been made to improve reproduction quality.

* Points of view or opinions stated in this document do not necessarily represent official OERI position or policy.



THE NATIONAL CENTER
FOR RESEARCH IN VOCATIONAL EDUCATION
THE OHIO STATE UNIVERSITY
1960 KENNY ROAD · COLUMBUS, OHIO 43210



COURSEWARE EVALUATION FORM

NOTE. If you are using this form for the first time, read the instructions in the accompanying Microcomputer Courseware Evaluation Guide.

Evaluator Sandra Sommer; Earl Gates; James Goldstine
Position _____
Date 6/8/87

Part A: Courseware Description

In the following sections, record descriptive information about the courseware that you are evaluating.

I. IDENTIFICATION

Program Title Concepts in Static Electricity. Date 1983
Series Title _____
Vocational Area(s) Trade and Industrial Education
Subject Area(s) Basic Electronics
Topic(s) Static Electricity
Developing Agency Micro Learningware
Street or P.O. Box Highway 66 South, Box 307
City Mankato, State MN. Zip 56002-0307 Phone (507) 625-2205
Author(s) Joyce Goldman
Programmer(s) _____

II. HARDWARE REQUIREMENTS

Microcomputer* Apple II Series (brand/model)
K Memory Required 48K (number)
Medium of Transfer (include number of each):
 Tape cassette 5.25" Flexible disk Other _____
 ROM cartridge 8" Flexible disk (specify)
Programming Language Apple Software DOS Specifications 3.3
Other Specifications _____

Peripherals Needed (check all that apply):

- | | | |
|--|---|---|
| <input checked="" type="checkbox"/> Color monitor | <input type="checkbox"/> Modem | <input type="checkbox"/> Clock |
| <input checked="" type="checkbox"/> One disk drive | <input type="checkbox"/> Mouse | <input type="checkbox"/> Video disk |
| <input type="checkbox"/> Two disk drives | <input type="checkbox"/> Printer | <input type="checkbox"/> Touch screen |
| <input type="checkbox"/> Plotter | <input type="checkbox"/> Graphics tablet | <input type="checkbox"/> Ten-key number pad |
| <input type="checkbox"/> Game paddle(s) | <input type="checkbox"/> Light pen | <input type="checkbox"/> Other _____ |
| <input type="checkbox"/> Joystick(s) | <input type="checkbox"/> Voice/sound instrument | (specify) |

*NOTE: Provide the above information for any additional hardware on which this program can be used. _____

III. PROGRAM FEATURES (check all that apply):

- Network version provided
- Multiple copies required
- Program can be modified
- Program protected
- Data disk needed
- Field-test data available

IV. INSTRUCTIONAL SETTING

Program mode (check all that apply):

- Application
- Drill and practice
- Educational gaming
- Simulation
- Tutorial
- Other _____ (specify)

Student Target Population (check all that apply):

- Regular
- Disadvantaged
- Handicapped
- Limited English
- Bilingual
- Gifted

Grade Level (check all that apply):

- K-6
- 7-8
- 9-10
- 11-12
- 13-14
- Adult
- Higher Education

Instructional Grouping (check all that apply):

- Individual
- Small group (up to 4)
- Large group (4 or more)
- competitive interaction
- cooperative interaction

Frerequisite Student Skills (specify) _____

Accompanying Materials (specify types):

Documentation _____ Operating Instructions _____

Student support materials _____

Teacher support materials _____

Correlated materials _____

Estimated Time for Use 20-30 minutes per section. (4 sections).

V. AVAILABILITY

- Free _____ (copies)
- Sale \$ _____
- Loan _____ (time)
- Rent \$ _____ (time)
- Duplication (requestor supplies disk).

Copyright Restrictions (explain) Copyrighted.

Back-up Policy (explain) One Back-up provided.

Preview Policy (explain) _____

Update Policy (explain) _____

Contact Micro Learningware

Street or P O. Box Highway 66 South, Box 307

City Mnakata, State MN. Zip 56002-0307 Phone (507) 625-2205

Part B: Courseware Evaluation Criteria

Indicate the applicability of each section to the courseware being evaluated by checking either “___ A” (applicable) or “___ N/A” (not applicable). If a section is not applicable, proceed to the next section. If a section is applicable, check the column that indicates how well the courseware meets each criterion. Include any comments.

	YES	SOME- WHAT	NO	N/A	COMMENTS
I. SUBJECT MATTER <u>X</u> A ___ N/A					
1. Subject matter has educational value.	X				
2. Student objectives are stated.	X				
3. Subject matter is accurate.	X				
4. Subject matter is logically presented.	X				
5. Subject matter is free of race, ethnic, sex, and other stereotypes.	X				
6. Subject matter is on the level of the students.	X				
7. Information and skills presented are comparable to those used in the home, business, or industry.				X	
8. Subject matter motivates students to learn.		X			
9. Subject matter is reviewed and summarized.	X				
10. Program utilizes the unique capabilities of the microcomputer to present the subject matter.	X				
II. TECHNICAL PRESENTATION <u>X</u> A ___ N/A					
1. Program is free of technical problems.	X				
2. Presentation rate is adequate to maintain interest.		X			
3. Information on the screen is easy to read.	X				
4. Program is free of spelling and grammatical errors.	X				
5. Program instructions are easy to follow.	X				
6. Color increases the instructional value of the program.		X			
7. Audio increases the instructional value of the program.		X			
8. Graphics increase the instructional value of the program.	X				

Part B: Courseware Evaluation Criteria

	YES	SOME- WHAT	NO	N/A	COMMENTS
III. STUDENT INTERACTION <u>X</u> A ___ N/A					
1. Students can use the program with minimal assistance.	X				
2. Students are actively involved in the program.	X				
3. Students control the pace of the program.		X			
4. Students can access the program "menu(s)" to change activities.		X			
5. Students are permitted to change answers.		X			
6. Methods of responding correspond to the level of the program.	X				
7. Students' errors of entry are processed so that the program continues to run.	X				
8. Students can access available "help" and "hint" options at any time.		X			
9. Students can enter or exit the program as desired.			X		
10. Students control the sequence of the program.		X			
IV. PROGRAM INTERACTION <u>X</u> A ___ N/A					
1. Feedback is immediate.	X				
2. Cues and prompts are provided to assist students in answering correctly.	X				
3. Feedback reinforces the correct responses.	X				
4. Feedback is nonthreatening.	X				
5. Program helps students understand wrong answers.		X			
6. Program gives the correct answer after a reasonable number of tries.	X				
7. Positive reinforcement is varied.			X		
8. Program has the ability to branch/loop depending upon students' performance.		X			
9. Feedback is on the level of the student.	X				
V. STUDENT EVALUATION <u>X</u> A ___ N/A					
1. Evaluation provides a means for measuring attainment of objectives.		X			
2. Program reports which items were missed and which were correct.		X			

	YES	SOME- WHAT	NO	N/A	COMMENTS
V STUDENT EVALUATION—Continued					
3 Individual student performance results are available to the teacher.		X			
4. Class performance results are available to the teacher			X		
5 Program provides for printed copies of evaluations.			X		
6. Test item formats are suited to the material being tested.	X				
7. Test items are clearly stated.	X				
8. Test item bank is provided.			X		
VI. DOCUMENTATION <u>X</u> A ___ N/A					
1. Documentation is easy to understand.	X				
2. Documentation is accurate.	X				
3. Student objectives are stated.	X				
4. Underlying concepts are outlined.	X				
5. Skills to be developed are specified.	X				
6. Procedures for integrating the program into the curriculum are provided.		X			
7. Follow-up activities are suggested.			X		
8. Documentation explains the intended use of support materials.		X			
9. Sufficient information is provided to operate the program.	X				
VII. WORK BEHAVIORS ___ A <u>X</u> N/A					
1. Program helps students identify their vocational skills.					
2. Program promotes pride in work.					
3. Program promotes productivity.					
4. Program encourages good work habits.					
5. Problem solving is encouraged.					
6. Program promotes good human relations skills.					
7. Program provides an opportunity for work satisfaction and self-fulfillment.					
8. Program encourages creativity.					

	YES	SOME- WHAT	NO	N/A	COMMENTS
VIII. APPLICATION PROGRAMS — A <input checked="" type="checkbox"/> N/A (to be completed for application programs only)					
1. Program is adaptable to the needs of the student					
2. Commands are easily remembered.					
3. Information is easily manipulated.					
4. Corrections are easy to make.					
5. Program includes all necessary variables.					
6. Program performs reliably.					
7. Program efficiently achieves its intended purpose.					
8. Trial data are supplied for learning to run the program.					
9. Program provides for use of printer when hard copy of information is advantageous.					
10. Program moves from operation to operation efficiently.					
11. Program is compatible with other application programs.					
12. Program has a supplementary tutorial program available.					

Part C: Courseware Evaluation Summary

1. SUMMARY COMMENTS

Identify strengths of the courseware:

Little strengths. If any, the use of graphics.

Identify weaknesses of the courseware:

Too slow in operation and narrow in scope.

Describe uses of the courseware in an instructional setting:

Tutorial in case student is absent from lesson.

2. SUMMARY OF SECTION

Rate the quality of the courseware for each applicable section of this form by checking the appropriate column; if not applicable, check N/A.

	YES	SOME- WHAT	NO	N/A
I. SUBJECT MATTER: Content has educational value.	X			
II. TECHNICAL PRESENTATION: Program is free of malfunctions.	X			
III. STUDENT INTERACTION: Students are actively involved with the program.		X		
IV. PROGRAM INTERACTION: Feedback is effectively employed.		X		
V. STUDENT EVALUATION: Evaluation adequately measures student progress.		X		
VI. DOCUMENTATION: Documentation is sufficient to run the program.	X			
VII. WORK BEHAVIORS: Program assists students in developing positive work attitudes and skills.				X
VIII. APPLICATION PROGRAMS: Program performs the task for which it is intended				X

3. FINAL RECOMMENDATION

Check your recommendation for the courseware and explain your reasons below.

Highly recommend

Recommend with reservations

Recommend

Do not recommend

Outdated.

Part C: Courseware Evaluation Summary