

DOCUMENT RESUME

ED 297 923

RC 016 734

AUTHOR Poli, Bonnie; Fluker, Sam S.
TITLE Pesticide Safety for Non-Certified Mixers, Loaders and Applicators = Uso Seguro de Pesticidas para Mezcladores, Cargadores y Aplicadores no Certificados.

INSTITUTION Florida Univ., Gainesville. Florida Cooperative Extension Service.

SPONS AGENCY Environmental Protection Agency, Washington, D.C. Office of Pesticide Programs.

PUB DATE Sep 86

NOTE 32p.; Accompanying slide-tape program available from EPA.

AVAILABLE FROM Pesticide Farm Safety Staff (TS-757C), Office of Pesticide Programs, U.S. Environmental Protection Agency, 401 M St., S.W., Washington, DC 20460.

PUB TYPE Guides - Non-Classroom Use (055) -- Multilingual/Bilingual Materials (171)

LANGUAGE English; Spanish

EDRS PRICE MF01/PC02 Plus Postage.

DESCRIPTORS Adult Education; *Agricultural Laborers; *Agricultural Safety; *Farm Labor; First Aid; Hygiene; Occupational Safety and Health; *Pesticides; *Poisoning; *Safety Education

IDENTIFIERS Environmental Protection Agency

ABSTRACT

Written in English and Spanish and completely illustrated, this manual provides basic safety information for pesticide workers. Mixers, loaders, and applicators work with pesticides at their greatest strength and have the highest risk of poisoning. Understanding the pesticide label is the first step to pesticide safety. The words "danger," "warning," or "caution" on the label indicate how poisonous a pesticide is and what type of protective clothing or equipment to use. "Restricted use" pesticides are too dangerous to use without special training. The label also includes directions for use, a precautionary statement, first aid treatment, and the reentry period during which a treated area is unsafe. The manual includes the paths of pesticide poisoning, the proper use of protective clothing and equipment, hygiene rules for pesticide handlers, safe and unsafe pesticide practices, signs and symptoms of pesticide poisoning, and the locations of Environmental Protection Agency offices. First aid instructions cover accidents involving exposure to pesticide spill, persons overcome by pesticide fumes, ingestion of pesticide, and pesticide in the eyes. (SV)

XX

* Reproductions supplied by EDRS are the best that can be made *
 * from the original document. *

XX



ACKNOWLEDGEMENTS

This publication was funded by the U.S. Environmental Protection Agency through an interagency agreement with the U.S. Department of Agriculture Extension Service and was produced by the Florida Cooperative Extension Service at the University of Florida in Gainesville, Florida. Use of this information should conform with U.S. EPA and USDA policy and procedures.

Authors: Bonnie Poli, Coordinator
Farmworker Pesticide Safety Program
Sam S. Fluker, Professor
Pesticide Information Coordinator

Illustrator: Jane Medley
Translator: Caroline Hospital

RECONOCIMIENTOS

Los fondos para esta publicación vinieron de la Agencia para la Protección del Ambiente del gobierno federal de los Estados Unidos por medio de un acuerdo entre agencias con el Departamento de Servicio para la Extensión de la Agricultura; la publicación fue producida por el Servicio de Extensión Cooperativa de la Florida en la Universidad de la Florida en Gainesville, Florida. El uso de esta información cumple con la política y los procedimientos de la U.S. EPA y el USDA.

Autores: Bonnie Poli, Coordinadora
Programa para el Uso Seguro de Pesticidas
para los Trabajadores del Campo
Sam S. Fluker, Profesor
Coordinador de Información de Pesticidas

Diseño Gráfico: Jane Medley
Traductora: Caroline Hospital

PREFACE

This manual was developed as a supplemental guide to the non-certified mixers, loaders and applicators pesticide safety training slide-tape program. The manual provides basic pesticide safety information for workers including: pesticide label information, protective clothing, recognizing signs and symptoms of pesticide poisoning and first aid information.

For additional copies of this manual or information on the pesticide safety slide-tape program contact:

Pesticide Farm Safety Staff (TS-757C)
Office of Pesticide Programs
U.S. Environmental Protection Agency
401 M Street, S.W.
Washington, D.C. 20460
Telephone: (703) 557-7666

PREFACIO

Este manual se desarrolló como guía adicional al programa de diapositivos de entrenamiento para el uso seguro de pesticidas para mezcladores, cargadores y aplicadores no certificados. El manual provee información básica para el uso seguro de pesticidas para los trabajadores del campo, incluyendo información sobre las etiquetas de los pesticidas, sobre la ropa protectora, sobre cómo reconocer las señas y los síntomas de envenenamiento por pesticidas y sobre los primeros auxilios.

Para adquirir copias adicionales de este manual o del programa de diapositivos escriba o llame a:


Pesticide Farm Safety Staff (TS-757C)
Office of Pesticide Programs
U.S. Environmental Protection Agency
401 M Street, S.W.
Washington, D.C. 20460
Telephone: (703) 557-7666



As a mixer, loader or applicator, you are working with pesticides at their greatest strength. Because of this, you have a higher risk of becoming poisoned by pesticides. This booklet has been written to inform you about pesticide hazards and how to be safe when working with pesticides.

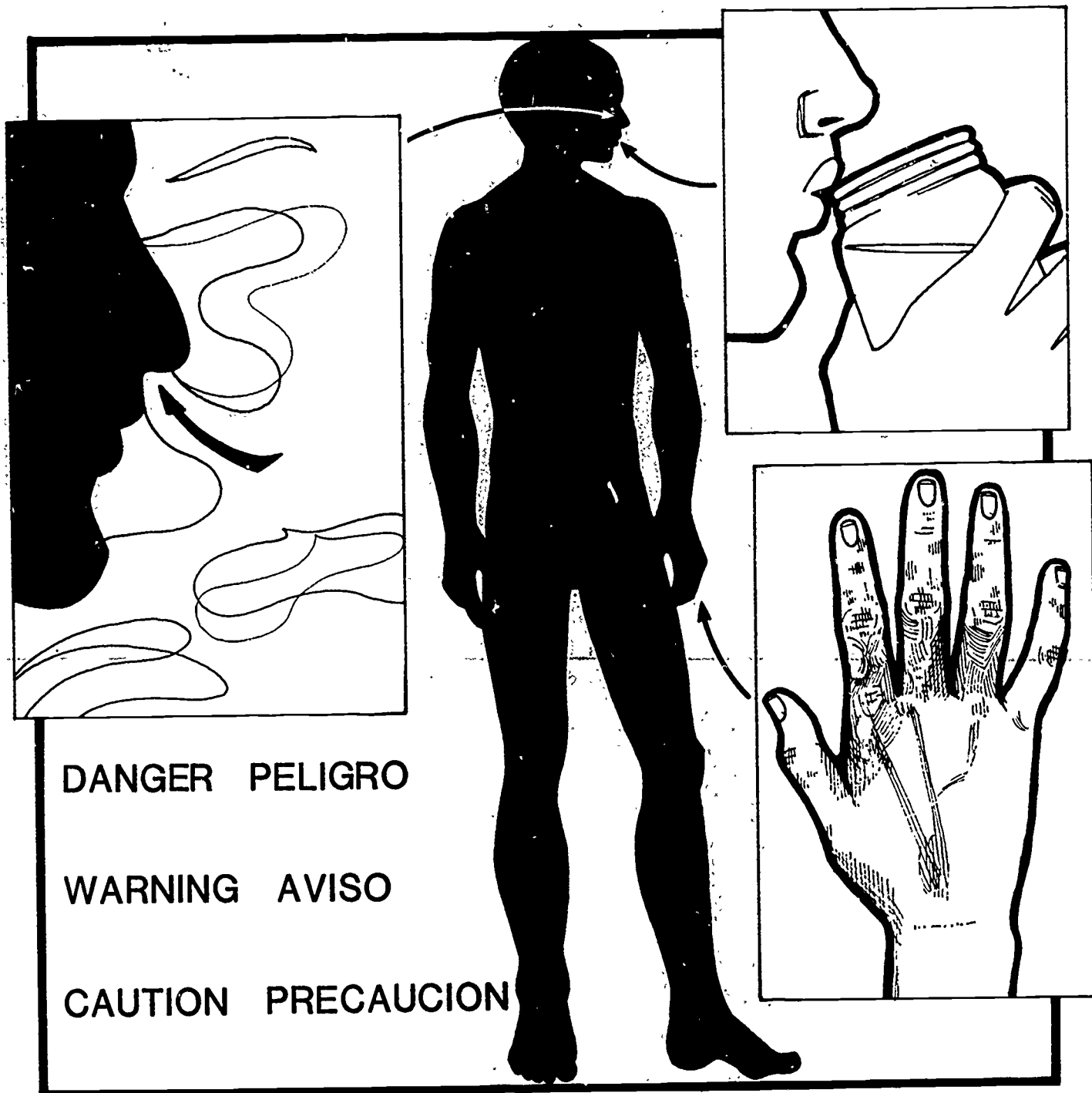
Como mezclador, cargador o aplicador, usted está trabajando con pesticidas en su forma más potente. Debido a esto, Ud. corre un riesgo mayor de ser envenenado por los pesticidas. Este pamfleto se ha escrito para darle información sobre los peligros de los pesticidas y las normas de seguridad apropiadas para trabajar con los pesticidas.

THE LABEL LA ETIQUETA



Reading and understanding the pesticide label is the first step to pesticide safety. The label is a written law for the pesticide and gives information on how to use the pesticide safely and correctly.

El primer paso de seguridad es leer y comprender la etiqueta del envase del pesticida. La etiqueta es una ley escrita para el pesticida e indica cómo usar el pesticida correctamente y sin peligro.



DANGER PELIGRO

WARNING AVISO

CAUTION PRECAUCION

One of these words DANGER, WARNING, or CAUTION will be on the front of the pesticide label. These words indicate how poisonous a pesticide is if swallowed, inhaled or absorbed by the skin or eyes or that the pesticide can burn your skin or eyes. These words are also known as "signal words" and should help you choose the correct type of protective clothing and equipment.

Una de estas palabras PELIGRO, AVISO o PRECAUCION, se encontrará al frente de la etiqueta del pesticida. Estas palabras indican el nivel de peligro de envenenamiento si se traga, se inhala o se absorbe por la piel o por los ojos. También indican que el pesticida puede quemar la piel o los ojos. Estas palabras son "palabras de indicio" y lo ayudarán a escoger el equipo y la ropa protectora apropiada.

DANGER PELIGRO



 POISON-DANGER 



DANGER
CAN KILL IF SWALLOWED
HARMFUL TO THE EYES AND SKIN

NEVER PUT INTO FOOD, DRINK OR OTHER CONTAINERS



DANGER CAN KILL IF SWALLOWED
KEEP OUT OF REACH OF CHILDREN
DO NOT USE OR STORE IN OR AROUND THE HOME

"DANGER" is the word used to signal a highly poisonous pesticide. It would only take a few drops to one teaspoon, if swallowed, to kill an adult. Usually when DANGER is used, there will also be a skull and crossbones and the word "POISON" printed in red on the label. Small amounts on skin or breathed in can also kill a person.

La palabra "PELIGRO" se usa para señalar que un pesticida es sumamente peligroso. Bastaría solamente unas gotas o una cucharadita para matar a un adulto. Generalmente la palabra PELIGRO será acompañada por una calavera con huesos cruzados y la palabra VENENO impresa en rojo en la etiqueta. Pequeñas cantidades sobre la piel o respiradas también matarían a una persona.

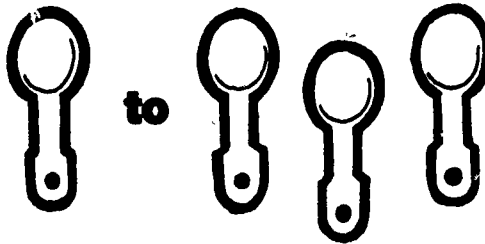


DO NOT TAKE INTERNALLY
DO NOT INHALE
DO NOT GET ON SKIN

WARNING:

May Be Fatal If Swallowed. Do not breathe vapors. May Be Absorbed Through Skin. Avoid contact with skin and eyes. Wash thoroughly after handling. Do not apply to edible crops. Note to Physicians: Emergencies: Call 1415 337-2737. Do not store or transport near food or feed. Do not apply under conditions involving possible drift to food, forage, or other plants that might be damaged or the crops thereof rendered unfit for sale, use or consumption. This product is toxic to fish and wildlife. Keep out of lakes, ponds and streams. Do not apply when weather conditions favor drift from areas treated. Do not apply when runoff is likely to occur. Do not contaminate water by cleaning of equipment or disposal of wastes. Do not apply to any area not specified on the label. This product is highly toxic to bees exposed to direct treatment or residues on crops. Protective information may be obtained from your Cooperative Agricultural Extension Service.

WARNING
AVISO



for the control of certain fungus diseases of fruit, vegetables, and ornamental crops, and as a soil treatment, or for the control of certain seed rots and damping-off diseases.

CAUTION KEEP OUT OF REACH OF CHILDREN

CAUSES SKIN AND EYE IRRITATION.
MAY BE HARMFUL IF SWALLOWED OR INHALED.
 Avoid contact with skin, eyes or clothing.
 Avoid breathing dust. Use with adequate ventilation.
 Wash thoroughly after handling.
 Do not store near food or feed.

FIRST AID: In case of eye contact immediately flush eyes with plenty of water for at least 15 minutes. Call a physician. Wash skin with soap and water.

STORE IN COOL, DRY PLACE — PROTECT FROM EXCESSIVE HEAT.

ounce



to


pint



CAUTION
PRECAUCION

"WARNING" is the signal word used for pesticides that are moderately poisonous. It would take between one and three teaspoons, if swallowed, to kill an adult. Pesticides that are less poisonous are marked with "CAUTION". These pesticides are still poisonous though, as little as one ounce to one pint could kill an adult. Both "WARNING" and "CAUTION" pesticides when spilled on skin or breathed in can also be fatal.

La palabra "AVISO" significa que el pesticida es moderadamente venenoso. Bastaría tomar de una a tres cucharaditas para matar a un adulto. Los pesticidas menos venenosos llevarán la palabra "PRECAUCION". Sin embargo, estos pesticidas también son venenosos. Una cantidad de solamente una onza a una pinta mataría a un adulto. Ambos pesticidas con las palabras "AVISO" y "PRECAUCION" si se derraman sobre la piel o se respiran matarían a una persona.

<p>PRECAUTIONARY STATEMENTS HAZARDS TO HUMANS (& DOMESTIC ANIMALS) 7 DANGER</p> <p>_____</p> <p>_____</p> <p>_____</p> <p>ENVIRONMENTAL HAZARDS</p> <p>_____</p> <p>_____</p> <p>_____</p> <p>PHYSICAL OR CHEMICAL HAZARDS</p> <p>_____</p> <p>_____</p>	<p>RESTRICTED USE PESTICIDE</p> <p>FOR RETAIL SALE TO AND APPLICATION ONLY BY CERTIFIED APPLICATORS OR PERSONS UNDER THEIR DIRECT SUPERVISION</p>	<p>CROP: _____</p> <p>_____</p> <p>_____</p> <p>_____</p>
<p>8 DIRECTIONS FOR USE</p> <p>It is a violation of Federal law to use this product in a manner inconsistent with its labeling.</p>	<p>2 PRODUCT NAME</p>	<p>CROP: _____</p> <p>_____</p> <p>_____</p> <p>_____</p>
<p>RE-ENTRY STATEMENT (If Applicable)</p> <p>_____</p>	<p>3 ACTIVE INGREDIENT _____ % INERT INGREDIENTS _____ % TOTAL 100.00%</p>	<p>CROP: _____</p> <p>_____</p>
<p>CATEGORY OF APPLICATOR</p> <p>_____</p>	<p>4 THIS PRODUCT CONTAINS LBS OF PER GALLON</p>	<p>CROP: _____</p> <p>_____</p>
<p>STORAGE AND DISPOSAL 6</p> <p>STORAGE _____</p> <p>_____</p> <p>DISPOSAL _____</p> <p>_____</p>	<p>KEEP OUT OF REACH OF CHILDREN</p> <p>DANGER — POISON.</p>  <p>STATEMENT OF PRACTICAL TREATMENT</p> <p>IF SWALLOWED: _____</p> <p>IF INHALED: _____</p> <p>IF ON SKIN: _____</p> <p>IF IN EYES: _____</p> <p>SEE SIDE PANEL FOR ADDITIONAL PRECAUTIONARY STATEMENTS</p>	<p>CROP: _____</p> <p>_____</p>
<p>CROP: _____</p> <p>_____</p>	<p>1 MFG BY _____</p> <p>TOWN STATE _____</p> <p>ESTABLISHMENT NO _____</p> <p>5 EPA REGISTRATION NO _____</p>	<p>WARRANTY STATEMENT</p> <p>_____</p>
	<p>9 NET CONTENTS _____</p>	

Some pesticide labels will have "Restricted Use Pesticide" printed on the top of the front panel. These pesticides are too dangerous to be used without special training. Only certified applicators or persons under their direct supervision can purchase or apply "Restricted Use" pesticides.

Algunos pesticidas llevarán impreso en la parte de arriba del panel del frente "Uso Restringido". Estos pesticidas son demasiado peligrosos para utilizar sin entrenamiento especial. Solamente los aplicadores certificados o personas bajo su supervisión directa pueden comprar o aplicar los pesticidas de "Uso Restringido".

DIRECTIONS FOR USE

It is a violation of Federal law to use this product in a manner inconsistent with its labeling.
DO NOT USE IN UNDILUTED FORM.


Use a knife to slit open the package containing this material. Hold the cut end of the bag closed while introducing the bag into the spray tank opening or slurry bucket to minimize the amount of powder floating in the air. Do not shake bag until it is deep within the tank opening. It is recommended that the concentrated wettable powder be emptied into water in a slurry bucket and then emptied into the tank. This procedure is preferred to dumping the dry material into the tank or onto a screen and then washing it into the tank.

Avoid use of this material in combination with strongly alkaline materials such as Bordeaux, Lime Sulfur or Hydrated Lime. OBSERVE DAYS INTERVAL BETWEEN LAST APPLICATION AND HARVEST INDICATED BY NUMBER IN () FOLLOWING CROP.

Apples (14): Mites — Use 1 pound per 100 gallons of water. Apply in 2 or 3 applications at 7 to 10 day intervals. Make first application when mites first become troublesome. Aphids — Use 1 pound per 100 gallons of water when aphids first appear, and make a second application if they reappear. Plum Curculio — Use 1 to 1½ pounds per 100 gallons of water in the early part of bloom where bud moth is a serious problem and satisfactory control is not obtained by the use of a regular program. Red-banded Leafhopper — Use 2 lbs. per 100 gallons of water in 2 or 3 cover sprays when the larvae are present. Pear Psylla — Use 1 to 1½ pounds per 100 gallons of water in 2 or 3 applications at 7 to 10 day intervals. Make first application when mites first become troublesome. Mosquitoes — Use 1 to 2 pounds per 100 gallons of water in 1 or 2 applications when necessary. Pear Psylla — Use 1 to 2 pounds per 100 gallons of water in 2 or 3 applications when necessary. Pear Psylla — Use 1 to 2 pounds per 100 gallons of water in 2 or 3 applications when necessary. Pear Psylla — Use 1 to 2 pounds per 100 gallons of water in 2 or 3 applications when necessary. Pear Psylla — Use 1 to 2 pounds per 100 gallons of water in 2 or 3 applications when necessary.

As needed. Make no application if the plant is wet with rain, dew or harvesting liquid. Do not make more than 5 applications per year on peaches.

As needed. Make no application if the plant is wet with rain, dew or harvesting liquid. Do not make more than 5 applications per year on peaches.




The "Directions for Use" section of the label gives information on how to mix and apply the pesticide, to what crop, animal or site it can be applied and what pest it will control. The "Precautionary Statement" section also gives information on how to use the pesticide safely.

To use the pesticide safely and correctly, always read and follow the directions given on the label. Remember, the label is the law.

La sección de la etiqueta "Instrucciones sobre su uso" indica cómo mezclar y aplicar el pesticida, a qué cosecha, animal o sitio se puede aplicar el pesticida y qué insecto controla. La sección de "INFORMACION PREVENTIVA" también da información sobre el uso seguro del pesticida.

Para usar el pesticida correctamente y con seguridad, siempre lea y siga las instrucciones en la etiqueta. Recuerde que la etiqueta es la ley.



Most pesticide labels will have first aid directions to follow in case of an accident. This information is usually found under the "Statement of Practical Treatment" section of the label.

If an accident should occur, then follow the first aid directions on the label and get medical help immediately.

La mayoría de las etiquetas de los pesticidas indicarán medidas de primeros auxilios en caso de un accidente. Esta información se encontrará generalmente en la etiqueta bajo la sección de "Declaración del Tratamiento Práctico".

Si ocurriera un accidente, siga las instrucciones de primeros auxilios y busque ayuda médica inmediatamente.

REENTRY PERIOD

EL TIEMPO DE REINGRESO



Some pesticides are very poisonous for a period of time after they are applied to an area. These pesticides have a reentry period. A reentry period is the amount of time which must pass before it is safe to go back into a treated area without the needed protective clothing and equipment. Either written or oral warnings in a language understood by workers should be given to prevent workers from going into a treated area before the reentry time has passed. Inform the owner/operator of any reentry interval or other worker requirements specified on the label.

Algunos pesticidas son sumamente venenosos cuando primero se aplican a un area. Estos pesticidas tienen un tiempo de reingreso. El tiempo de reingreso es el tiempo que se debe esperar después de la aplicación del pesticida antes de entrar en el area sin ropa protectora. Se deben dar avisos orales o por escrito para prevenir que los trabajadores regresen al sitio bajo tratamiento antes de que haya transcurrido el tiempo de reingreso. Informe al dueño/operator si se requiere un intervalo para reingresar o si existen otros requisitos para el trabajador en la etiqueta.

PATHS OF PESTICIDE POISON

MODOS DE ENVENENAMIENTO CON UN PESTICIDA



Paths of
POISON

Modos de
Envenenamiento

To protect yourself from pesticide poisoning, you need to understand how pesticides can enter your body. The three ways pesticides can enter your body are:

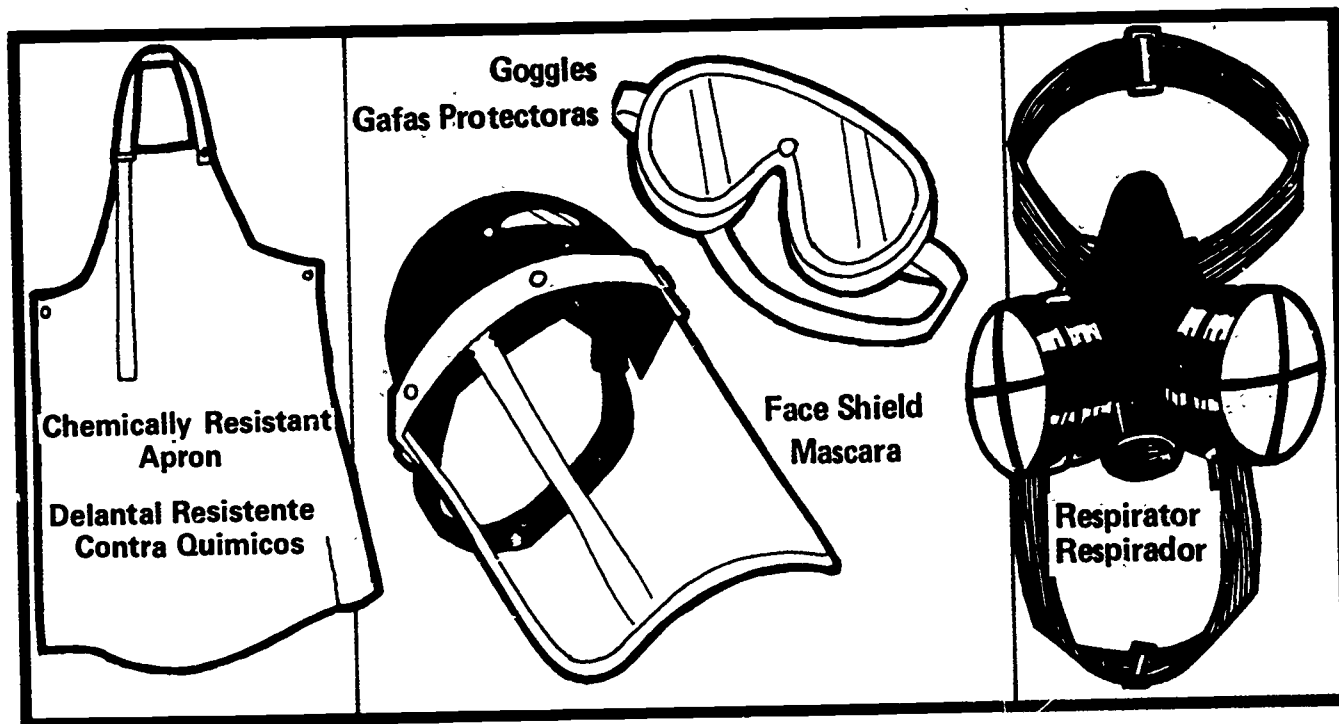
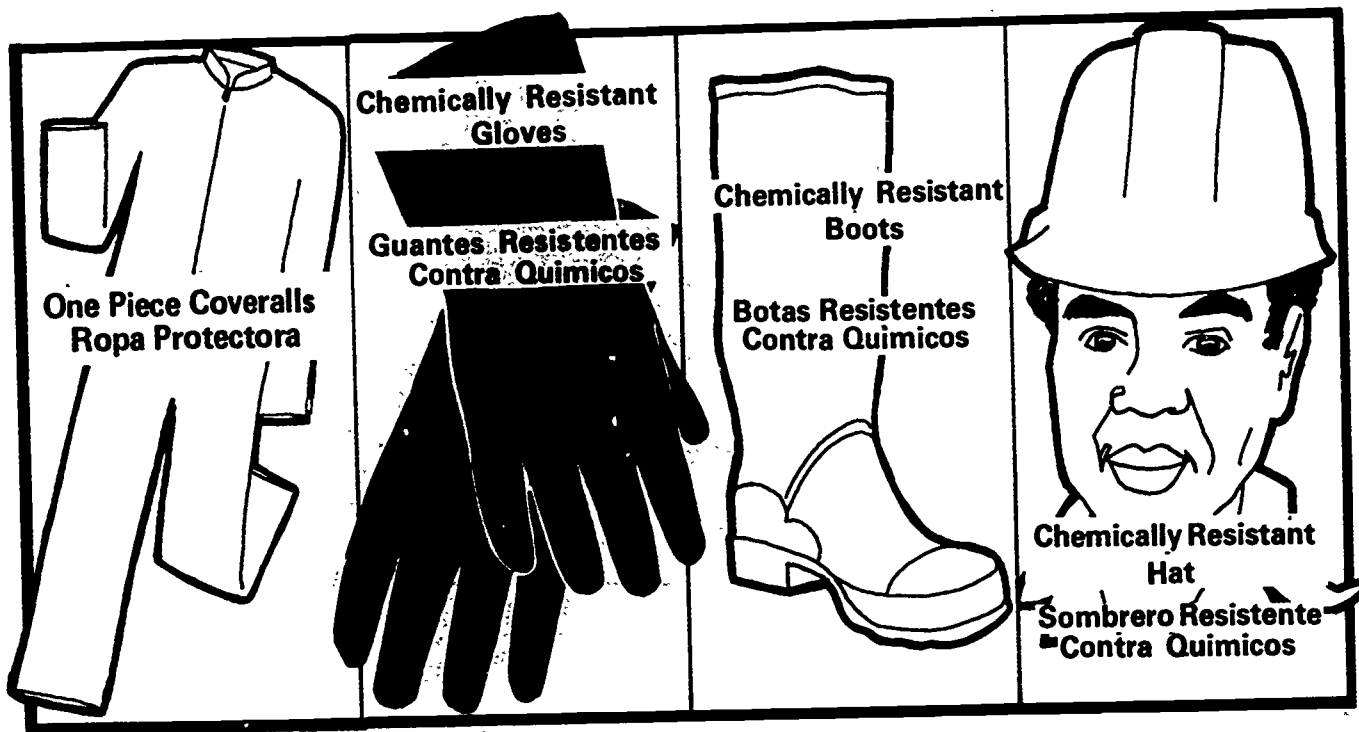
- 1) through your nose and mouth by **breathing** in pesticide dusts or fumes
- 2) through your **mouth** or by swallowing
- 3) through your **skin** or **eyes**

Para protegerse de envenenamiento con un pesticida, uno debe comprender cómo el pesticida puede entrar en el cuerpo. El pesticida puede entrar en el cuerpo de tres maneras:

- 1) por la nariz y la boca **respirando** polvos o gases dañinos del pesticida
- 2) por la **boca** o tragándolos
- 3) por la **piel** o por los **ojos**

PROTECTIVE CLOTHING

ROPA PROTECTORA



To prevent pesticides from entering into your body, you must wear protective clothing and equipment. Check the label for recommended protective clothing and equipment. However, not all labels will give complete information on the amount of protection to wear. Use the "signal word" as a guide to help select the needed protection.

Para prevenir que el pesticida entre en el cuerpo, debe llevar ropa y equipo protector. Revise la etiqueta para saber qué ropa y equipo protector se recomiendan. No obstante, no todas las etiquetas dan la información completa sobre la cantidad de ropa que se debe llevar. Use la "palabra clave" como guía para seleccionar la protección necesaria. Siempre es mejor llevar más protección que no suficiente.

WEAR PROTECTIVE EQUIPMENT AND CLOTHING CORRECTLY
USE CORRECTAMENTE EL EQUIPO Y LA ROPA
PROTEJEDORA




Sleeves over gloves for normal mixing and application.

Las mangas deben caer sobre los guantes al mezclar o aplicar normalmente el pesticida.



If applying a pesticide and you must reach up, tape sleeve inside glove.

Si va a aplicar un pesticida y necesita extenderse hacia arriba, sujete con cinta la manga adentro del guante.



Pants legs over boots, not tucked into boots.

El pantalón siempre debe caer sobre la bota y nunca dentro de la bota.




Respirator should fit face correctly and be checked for proper seal on face. To assure the best possible seal the face should be clean shaven. The respirator should be approved for pesticides.

El respirador debe caer bien sobre la cara y debe sellar correctamente. Para asegurar que el respirador esté sellado lo mejor posible debe de afeitarse la cara. El respirador estar aprobado para pesticidas.



Wear a chemically resistant suit or apron when working with highly poisonous pesticides.

Debe usar un traje o delantal que sea resistente contra químicos cuando trajaje con pesticidas sumamente venenosos.



Wear goggles or a face shield to protect eyes.

Debe usar una máscara o gafas protectoras para proteger los ojos.



Mixing and loading a pesticide usually requires more protective clothing and equipment than when applying a pesticide. Check the label for the needed protection. If the label does not give recommendations, the "signal word" can be used as a guide for selecting the needed protection.

When mixing, loading and applying "DANGER-POISON" pesticides, a worker should wear at least: chemically resistant gloves, a protective suit worn over normal work clothes, shoes or boots, and socks. Read the label carefully. It may require additional protective clothing or equipment, such as a respirator or face shield.

When protective clothing or equipment must be worn, apply pesticides when temperatures are below 85° F to avoid getting dangerously hot and getting heat stroke.

La mezcla o carga de un pesticida generalmente requiere más ropa y equipo protector que cuando se aplica el pesticida. Revise la etiqueta para ver qué protección se requiere. Si la etiqueta no da recomendaciones, la "palabra clave" se puede utilizar como guía para seleccionar la protección necesaria.

Al mezclar, cargar o aplicar pesticidas de "PELIGRO: VENENO" un trabajador debe llevar, POR LO MENOS: guantes resistentes contra químicos, un traje protector sobre la ropa normal de trabajo, zapatos o botas, y medias. Lea la etiqueta con cuidado. Puede requerir ropa o equipo protector adicional, como un respirador o una máscara.

Quando sea necesario utilizar ropa o equipo protector, aplique los pesticidas cuando las temperaturas estén a menos de 85° F para prevenir una fatiga a causa del calor.


SAFETY STEPS TO FOLLOW

PASOS DE SEGURIDAD




Rinse boots with soap and water after use.

Enjuague las botas de goma con agua.




Wash gloves with soap and water before taking them off.

Lave los guantes de goma con jabón y agua antes de quitárselos.



Wash goggles and respirator with soap and water, as needed.

Lave las gafas protectoras y el respirador con jabón y agua.




Change filters in respirator as needed.

Cambie el filtro en el respirador cuando sea necesario.



Shower and shampoo after work each day.

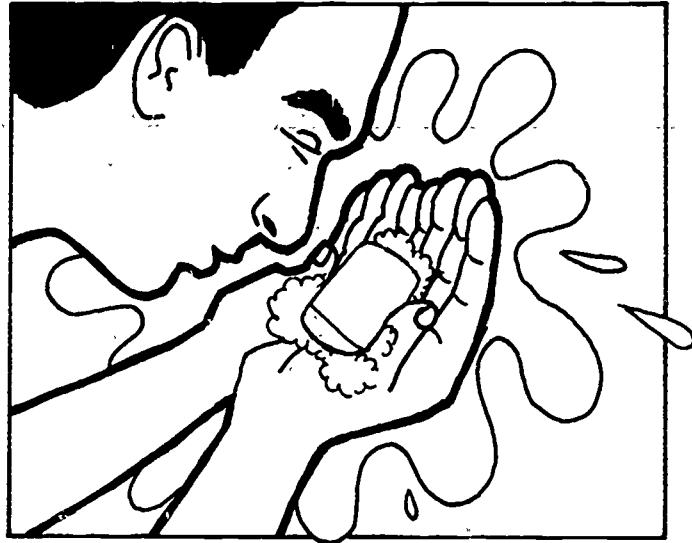
Báñese y lívese el pelo todos los días después del trabajo.




Wash work clothes before wearing them again. Wash work clothes separately from other family laundry.

Lave la ropa de trabajo antes de usarla de nuevo. Lave la ropa de trabajo separada de la ropa de la familia.


ALWAYS WASH FACE AND HANDS WITH SOAP AND WATER
LÁVESE LA CARA Y LAS MANOS CON JABÓN Y AGUA
SIEMPRE



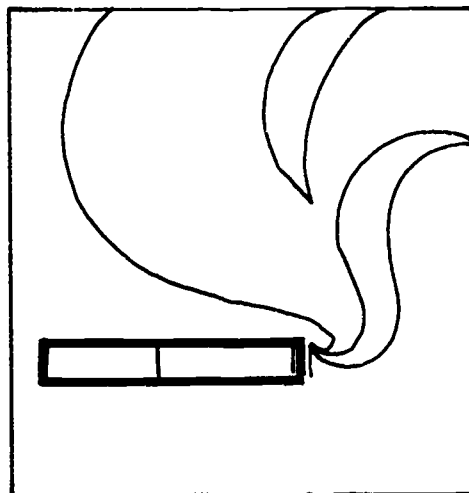
BEFORE:
ANTES DE:




EATING
COMER



DRINKING
BEBER




SMOKING
FUMAR



USING
THE TOILET
USAR
EL INODORO


DO'S: SAFE PESTICIDE PRACTICES

HAGA LO SIGUIENTE




Understand and follow the information on the label.

Comprenda y siga la información en la etiqueta.




Wear the needed protective clothing and equipment.

Use la ropa y el equipo protector necesario.




Mix pesticides in a well ventilated area or outside.

Mezclar los pesticidas en un area bien ventilada.




Rinse empty pesticide containers three times.

Enjuague el envase vacío del pesticida tres veces.



Pour rinse material into spray tank, each time you rinse, not on the ground.

Eche el material del enjuague en el tanque del rociador y no en el suelo.



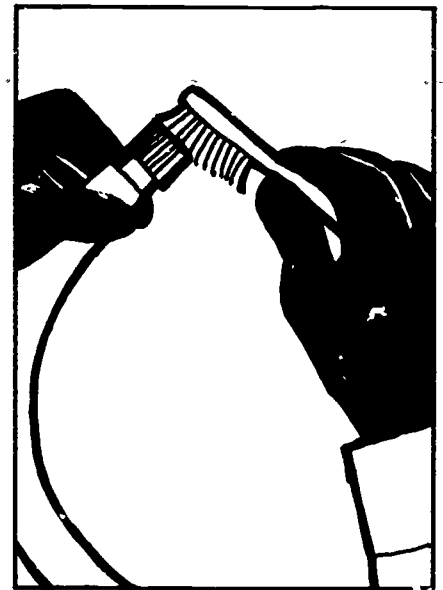
Stand above fill hole of spray tank when pouring pesticides.

Al echar el pesticida póngase arriba del agujero del tanque del rociador.



Stand so the wind blows the pesticide away from you.

Aplique el pesticida de manera que el viento sopla el pesticida lejos de usted; no le caerá encima.




Use a tooth brush to unclog nozzles.

Use un cepillo de diente para limpiar las boquillas obstruidas.



Keep spray equipment clean.

Mantenga el equipo de rocío limpio.



Keep pesticides locked up and away from people.

Guarde los pesticidas bajo llave.

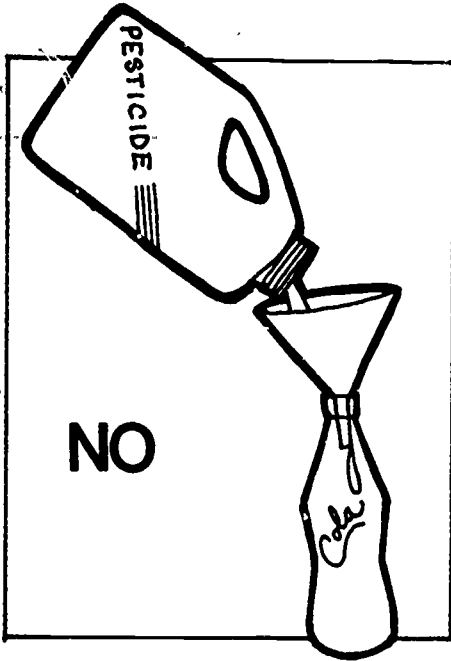


Clean up pesticide spills or leaks immediately. Check the label for instructions.

Limpie inmediatamente cualquier escape o derrame. Revise la etiqueta para las instrucciones.


DON'TS: UNSAFE PESTICIDE PRACTICES

NO HAGA ESTO



Never put pesticides in unmarked containers.

Nunca ponga el pesticida en un envase sin etiqueta.



Don't guess at amount of pesticide to mix or apply.

Nunca adivine cómo mezclar o aplicar un pesticida.



Never stir pesticides with your hands.

Nunca revuelva el pesticida con las manos.



Don't smoke when working with pesticides.

Nunca fume mientras trabaja con los pesticidas.




Never allow spray to drift on people or on livestock.

Nunca rocíe personas o ganado.




Never apply pesticides in a strong wind.

Nunca aplique los pesticidas con un viento fuerte.




Never put equipment pieces in mouth.

Nunca ponga las piezas del equipo en la boca.




Don't allow pesticides to back-flow or spill from spray tank.

Nunca permita que los pesticidas fluyan hacia fuera del tanque del rociador.



Never eat or drink when working with pesticides.

Nunca coma o beba mientras trabaja con los pesticidas.



Never wipe face or eyes with your arm or sleeve.

Nunca se limpie la cara o los ojos con el brazo o la manga.



Never reuse empty pesticide containers.

Nunca vuelva a usar el envase vacío de pesticida.




Never let children or pets be in pesticide areas.

Nunca permita que niños o animales jueguen en el area con pesticidas.

SIGNS AND SYMPTOMS OF PESTICIDE POISONING

SENALES DE ENVENENAMIENTO CON PESTICIDAS

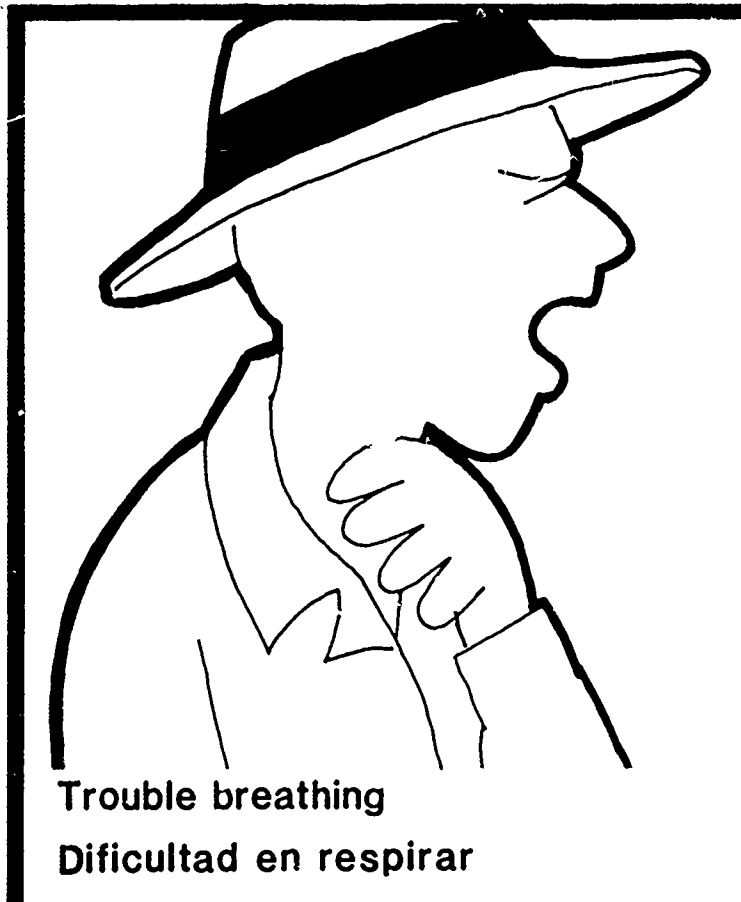


Shown here are the most common signs of pesticide poisoning. They will usually happen in a particular order and usually within twelve hours after contact with a pesticide. Having just one of these signs does not mean you have pesticide poisoning. Generally, you will have three or more of the above signs if you have been poisoned with a pesticide.

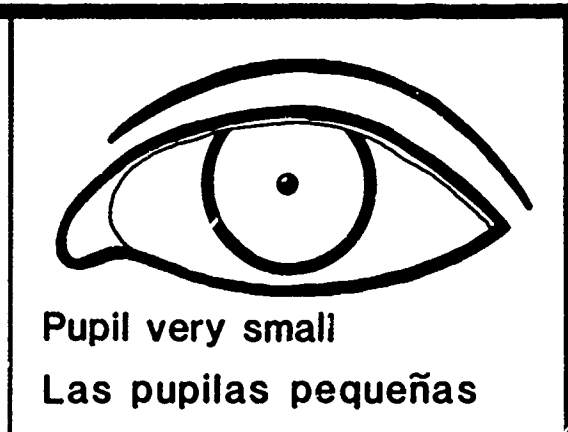
Se muestran aquí las señales más comunes de envenenamiento con pesticidas. Generalmente las señales aparecerán en cierto orden y casi siempre durante las doce horas después que ha habido algún contacto con un pesticida. Solamente una de estas señales no indica que uno ha sido envenenado. Por lo general, aparecerán tres o cuatro señales si uno ha sido envenenado por un pesticida.

VERY SERIOUS SYMPTOMS


SINTOMAS MUY SERIOS




Trouble breathing
Dificultad en respirar



Pupil very small
Las pupilas pequeñas



Drooling from mouth and nose
Babeando



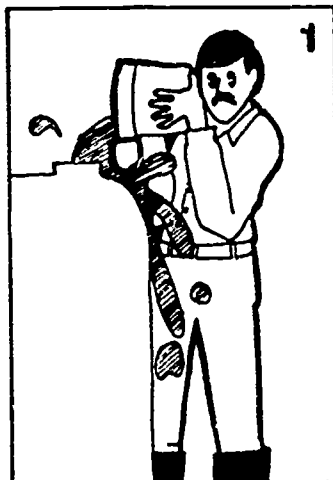
Passed out
Inconciente

Trouble breathing, pupils in the center of the eyes very small, drooling from the mouth, nose, and passing out are signs of a very serious poisoning, that could cause death. If you have signs like these get medical help immediately.


Dificultad con la respiración, las pupilas en el centro del ojo muy pequeñas, babeo de la boca y la nariz y pérdida de conocimiento son señales de un envenenamiento muy serio. Si usted tiene señales como estas, debe buscar ayuda médica inmediatamente.

FIRST AID: WHAT TO DO IN CASE OF AN ACCIDENT

PRIMEROS AUXILIOS: QUE PUEDE HACER EN CASO DE UN ACCIDENTE




EXPOSED TO A PESTICIDE SPILL. While at work you could be poisoned by getting pesticides on your skin or clothes. You could accidentally spill or splash a pesticide on yourself.



Stop pesticide poisoning by rinsing the pesticide off your skin and clothes. Use a nearby water supply such as a lake or field tank.



As soon as possible, take a shower with soap and water. Remember to shampoo your hair.



After showering, put on clean clothes.

EXPUESTO A UN DERRAME DE PESTICIDA. Durante el trabajo usted se puede envenenar con pesticidas en la piel o la ropa. Podría derramar accidentalmente o salpicar el pesticida sobre su persona.

Para detener el envenenamiento del pesticida, enjuáguese la piel y la ropa. Use cualquier agua cercana; por ejemplo, un lago o un tanque de campo.


Tan pronto sea posible, báñese con jabón y agua. Recuerde lavar el pelo también.

Después del baño, póngase ropa limpia.




OVERCOME BY PESTICIDE FUMES. Inhaling the fumes of some pesticides can cause pesticide poisoning.

VICTIMA DE LOS VAPORES DEL PESTICIDA. Inhalar los vapores de algunos pesticidas puede causar envenenamiento.



If a person is overcome by pesticide fumes get the victim in fresh air. If you cannot do this in one breath, then you will need breathing equipment. Don't become the second victim.

Si una persona es apoderada por los vapores del pesticida, lleve a la víctima al aire libre. Si no puede hacer esto con un solo respiro, entonces necesitará el equipo respirador. No sea usted otra víctima.



Check the victim for breathing. If the victim is not breathing, give artificial respiration. If you are unable to give artificial respiration, call the emergency medical service.

Revise la respiración de la víctima. Si no está respirando, debe aplicar respiración artificial, llame al servicio médico de emergencia.



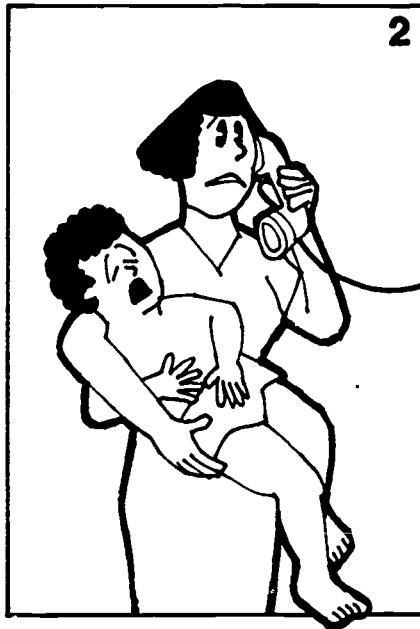
If you gave artificial respiration to the victim, call the doctor or poison control center as soon as the victim is breathing easy.

Si usted ha aplicado respiración artificial, llame al médico tan pronto la víctima este respirando fácilmente.



SWALLOWING A PESTICIDE. Swallowing a pesticide can cause poisoning or death. If a pesticide is swallowed, give the victim water to drink, if conscious. This will dilute the poison.

TRAGAR UN PESTICIDA—Tragar un pesticida puede envenenar o matar a una persona. Si alguien traga un pesticida, dele a la víctima agua para beber, si esta conciente. Esto diluirá el veneno.




If you have the label of the pesticide and can get to a telephone immediately, call the doctor or poison control center. Generally the doctor will not be able to give directions over the phone unless he knows what has poisoned the victim.

Si tiene la etiqueta del pesticida y puede llegar a un teléfono, llame al médico o al centro de control de pesticida. Generalmente, el médico podrá dar instrucciones por teléfono si no sabe que ha envenenado a la víctima.




If you are unable to get medical help immediately, follow the first aid direction on the label. Then take the victim to an emergency medical facility. Some labels do not have first aid information, in this case, you can only take the victim to medical help.

Si no puede recibir ayuda médica inmediatamente, siga las instrucciones de primeros auxilios en la etiqueta. Entonces lleve a la víctima a un centro de emergencia médica. Algunas etiquetas no tienen información sobre los primeros auxilios, en este caso, lo único que puede hacer es llevar la víctima a ayuda médica.




PESTICIDE IN YOUR EYES—Eye damage can happen in a few minutes from some types of pesticides. Eye membranes absorb pesticides faster than any other part of the body.

PESTICIDA EN LOS OJOS—Puede ocurrir daño a los ojos en pocos minutos a causa de algunos pesticidas. Las membranas de los ojos absorben el pesticida más rápidamente que otras partes del cuerpo.



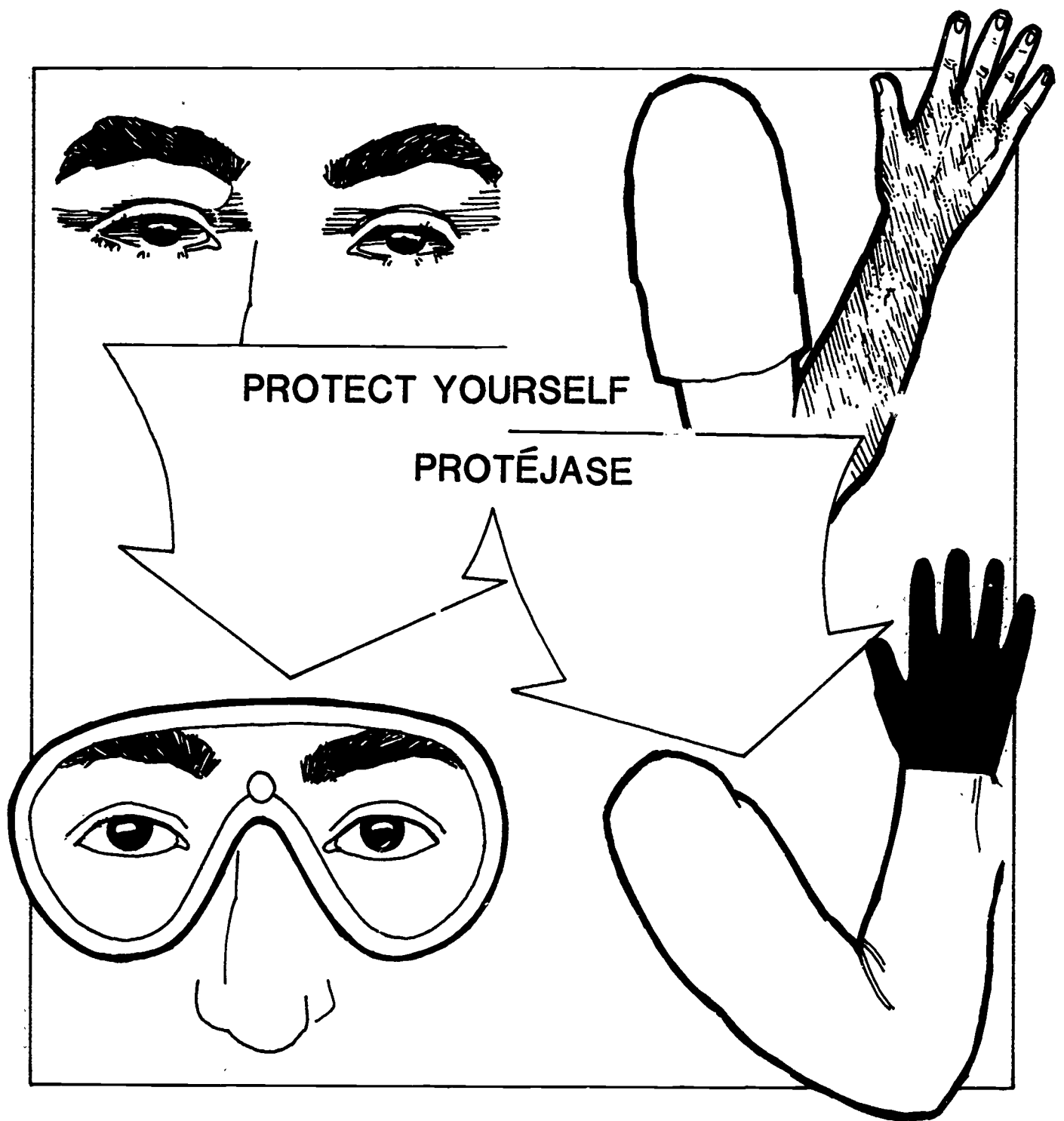
Rinse your eyes immediately with clean water or an eye wash from a first aid kit for 15 minutes. Never use eye drops such as Visine or Murine.

Enjuague los ojos inmediatamente con agua limpia o con un enjuague para los ojos de un estuche para primeros auxilios por 15 minutos. Nunca use goticas para los ojos como Visine o Murine.



Go see a doctor or poison control center.

Vea a un médico o vaya al centro de control de envenenamiento.



Some pesticides can cause skin rashes or burn your skin. Your skin could become red and itch, and water blisters may form. Pesticides can also cause eye irritation and redness.


Protect your eyes by wearing protection and cover up your skin to help prevent skin rashes.

Skin rashes or eye irritation can become serious injuries and should be treated by a doctor.

Algunos pesticidas pueden causar erupciones o quemar la piel. Es posible que causen enrojecimiento, picazon o ampollas en la piel. Los pesticidas también pueden causar enrojecimiento o irritación en los ojos.


Protéjase usando protección en los ojos y cubra la piel para prevenir erupciones.

Erupciones de la piel o irritación de los ojos pueden llegar a ser heridas serias que necesiten tratamiento médico.



The United States Government through a federal law has directed the Environmental Protection Agency to set standards for pesticide handling and use.

El gobierno de los Estados Unidos por medio de una ley federal ha requerido que la Agencia de Protección del Ambiente ajuste guías para el uso y el manejo de los pesticidas.



The United States Government through a federal law has directed the Environmental Protection Agency to set standards for pesticide handling and use.

El gobierno de los Estados Unidos por medio de una ley federal ha requerido que la Agencia de Protección del Ambiente ajuste guías para el uso y el manejo de los pesticidas.

For general questions about pesticide safety or
in case of pesticide poisoning, call:
TOLL FREE 1-800-858-7378

Si quisiera información sobre el uso apropiado
de los pesticidas y los peligros asociados con
el mal uso de ellos, llame gratis al:
1-800-858-7378

or contact:
**PESTICIDE FARM SAFETY PROGRAM, (TS-757C)
OFFICE OF PESTICIDE PROGRAMS
U.S. ENVIRONMENTAL PROTECTION AGENCY
401 M STREET, S.W.,
WASHINGTON, D.C. 20460
(703) 557-7666**

EPA REGIONAL OFFICES

Region 1 (MA, CT, RI, NH, VT, ME)
Environmental Protection Agency
John F. Kennedy Federal Building
Boston, Massachusetts 02203

Office of Public Affairs
(617) 565-3424

Pesticides Office
(617) 565-3273

Region 2 (NY, NJ, PR, VI)
Environmental Protection Agency
Woodbridge Avenue
Edison, New Jersey 08837

Office of Public Affairs
(212) 264-2515

Pesticides Office
(201) 321-6769

Region 3 (PA, MD, VA, WV, DE)
Environmental Protection Agency
Curtis Building, 6th and Walnut Streets
Philadelphia, Pennsylvania 19107

Office of Public Affairs
(215) 597-9370

Pesticides Office
(215) 597-9869

Region 4 (GA, NC, SC, AL, MS, KY, FL, TN)
Environmental Protection Agency
345 Courtland Street, N.E.
Atlanta, Georgia 30365

Office of Public Affairs
(404) 347-3004

Pesticides Office
(404) 347-3222

Region 5 (IL, MI, MN, IN, OH, WI)
Environmental Protection Agency
230 South Dearborn Street
Chicago, Illinois 60604

Office of Public Affairs
(312) 353-2072

Pesticides Office
(312) 353-2192

Region 6 (TX, OK, AR, LA, NM)
Environmental Protection Agency
1201 Elm Street
Dallas, Texas 75270

Office of Public Affairs
(214) 767-2630

Pesticides Office
(214) 767-2734

Region 7 (MO, KS, IA, NB)
Environmental Protection Agency
726 Minnesota Avenue
Kansas City, Missouri 66101

Office of Public Affairs
(913) 236-2803

Pesticides Office
(913) 236-2835

Region 8 (CO, MT, ND, SD, UT, WY)
Environmental Protection Agency
999 18th Street
Suite 1300
Denver, Colorado 80202

Office of Public Affairs
(303) 293-1692

Pesticides Office
(303) 293-1730

Region 9 (CA, NV, AZ, HI, GU)
Environmental Protection Agency
215 Fremont Street
San Francisco, California 94105

Office of Public Affairs
(415) 974-8083

Pesticides Office
(415) 974-7054

Region 10 (WA, OR, ID, AK)
Environmental Protection Agency
1200 Sixth Avenue
Seattle, Washington 98101

Office of Public Affairs
(206) 442-1465

Pesticides Office
(206) 442-1091

