

DOCUMENT RESUME

ED 295 867

SO 019 049

**AUTHOR** Gore, Deborah, Ed.  
**TITLE** 4-H and Iowa.  
**INSTITUTION** Iowa State Historical Dept., Iowa City.  
**PUB DATE** Feb 88  
**NOTE** 33p.  
**AVAILABLE FROM** State Historical Society of Iowa, 402 Iowa Avenue, Iowa City, IA 52240 (\$5.00 single copy rate, \$25.00 classroom rate).  
**PUB TYPE** Historical Materials (060) -- Collected Works - Serials (022)  
**JOURNAL CIT** Goldfinch: Iowa History for Young People; v9 n3 Feb 1988

**EDRS PRICE** MF01/PC02 Plus Postage.  
**DESCRIPTORS** International Programs; Nonschool Educational Programs; \*Program Development; \*Rural Education; Rural Youth; \*Social History; Social Studies; \*State History; \*Youth Clubs  
**IDENTIFIERS** 4 H Clubs; \*4 H Programs; \*Iowa

**ABSTRACT**

This issue focuses on Iowa's role in the historical development of the 4-H youth program. "Roots in Iowa" and "Jessie Field Shambaugh: The Mother of 4-H" (J. Friedel) describes the rural Iowan roots of the 4-H program, which today is located in 80 different countries, and give the story of its founder. Jessie Shambaugh, a rural Iowa teacher and school superintendent, who believed children should learn how to become successful homemakers and farmers, founded clubs, encouraged competitions, and designed insignia. By 1914, the national 4-H organization had evolved, and it became a program of the U.S. Department of Agriculture. Examples of the projects and activities that Jessie Shambaugh assigned her students are presented in a section called "Horses, Button Holes, and Corn." "The Kitchen-Klatter Connection: Getting to Know the Fields" (V. Carson) describes radio programs directed toward rural homemakers and Henry Field's role as a rural radio pioneer and seed entrepreneur. "4-H Through the Years" (S. Wood) and "Citizenship: Segregation" (C. Annicella) highlight the organization's development and the history of the integration of the 4-H clubs, especially in Iowa. The growth of 4-H in Europe and the USSR is featured in "4-H Around the World" (P. Stolt). Pictures, a map, a play, games, activities, and puzzles are included. (JHP)

\*\*\*\*\*  
 \* Reproductions supplied by EDRS are the best that can be made \*  
 \* from the original document. \*  
 \*\*\*\*\*

ED2



"PERMISSION TO REPRODUCE THIS  
MATERIAL HAS BEEN GRANTED BY

*DEBORAH GORE*

TO THE EDUCATIONAL RESOURCES  
INFORMATION CENTER (ERIC)."

U.S. DEPARTMENT OF EDUCATION  
Office of Educational Research and Improvement  
EDUCATIONAL RESOURCES INFORMATION  
CENTER (ERIC)

- This document has been reproduced as received from the person or organization originating it.
- Minor changes have been made to improve reproduction quality.

- Points of view or opinions stated in this document do not necessarily represent official OERI position or policy.

Editor: Deborah Gore

**CONTENTS**

Volume 9, Number 3

February 1988

**Features**

Roots in Iowa 4

Jessie Field Shambaugh 5

Horses, Button Holes, and Corn 10

The Kitchen-Klatter Connection 12

Early Days 15

4-H Through the Years 18

A Play: The Busy Bee Girls 23

4-H Around the World 28

**Departments**

Wild Rosie's Map Page 3

Treasure Chest 21

Citizenship: *Segregation* 27

Disk Detective 29

History Makers 30

Pass It On 31

History Mystery **Back Cover**



Page 17

Courtesy of Ruth Shambaugh Walkins



Page 20

Iowa State University Information Service

*ON THE COVER* Young people at the Clarinda Chautauqua Boys and Girls Camp about 1912 take a break from such popular games as pillow fighting and push ball. This camp was an early form of today's 4-H camp. Photo courtesy of Special Collections, State Historical Society of Iowa, Iowa City

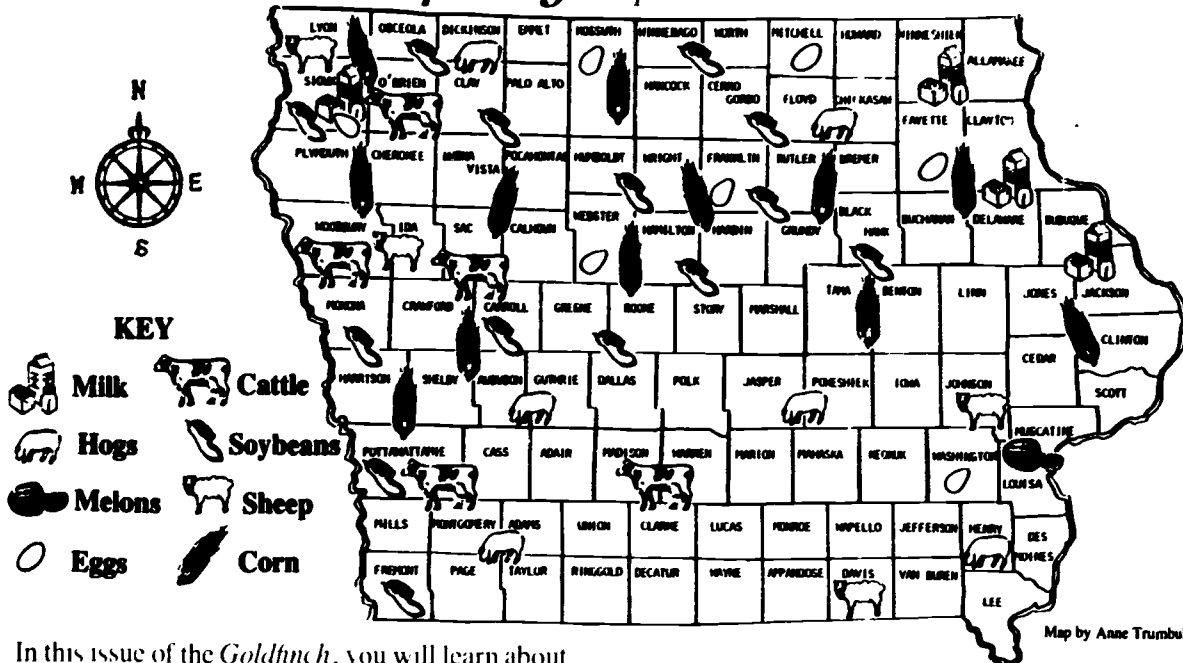
**EDITORIAL** Consulting Editors. Janice Nahia Friedel, PhD, Associate Vice Chancellor for Academic Affairs and Planning, Eastern Iowa Community College District, Jerry Parsons, PhD, State Leader 4-H and Youth Programs, Cooperative Extension Service, Iowa State University; Editorial Assistance: Paul Stolt, Children's Advisory Board Anthony Sunderman, Washington School, Atlantic, Iowa, and Quenby Swaim, Willowwind School, Iowa City

**THE GOLDFINCH** (ISSN 0278-0208) is published in September, November, February, and April by the State Historical Society of Iowa, 402 Iowa Avenue, Iowa City, Iowa 52240 (319-335-3916) Available by yearly subscription: 4 issues for \$5 (single-copy rate) or 30 copies of 4 issues for \$25 (classroom rate). Gift subscriptions are available through Family or Benefiting memberships in the State Historical Society of Iowa. Second-class postage paid at Iowa City, Iowa

**POSTMASTER:** Send address changes to: **THE GOLDFINCH**, State Historical Society of Iowa, 402 Iowa Avenue, Iowa City, Iowa 52240 No portion of **THE GOLDFINCH** may be reproduced without prior permission

# Wild Rosie's Map Page

Meet Wild Rosie, Your Official "Goldfinch Tour Guide" for a trip into Iowa's past.



In this issue of the *Goldfinch*, you will learn about Iowa and 4-H. There are more than 130,000 kids involved in 4-H in Iowa. They learn a lot about Iowa—its past, present, and future. Here is an activity about Iowa agriculture.

This map of Iowa shows what each area is especially known for. Read the key and answer the questions by filling in the blanks. Each circled letter will be used to spell out an important map skill. (Answers on page 31.)

- Chickasaw County is known for its \_\_\_\_\_
- You can find a lot of these in Fremont County \_\_\_\_\_
- This product is found in both St. Louis and Jackson Counties \_\_\_\_\_
- Johnson County is known for its \_\_\_\_\_

- Hogs are found in this county directly east of Montgomery County \_\_\_\_\_
  - This county is known for its corn, sheep, and cattle production \_\_\_\_\_
  - Washington County is known for its \_\_\_\_\_
  - Muscatine County is known for its \_\_\_\_\_
  - Jessie Field, a founder of 4-H, was born in this county (HINT: It is west of Taylor County) \_\_\_\_\_
- Unscramble the circled letters above to find an important map skill you've learned
- \_\_\_\_\_

# Roots in Iowa



Courtesy of Ruth Shambaugh Watkins

*Jessie Field Shambaugh of Shenandoah, Iowa was one of many people who helped to start the 4-H program in the early 1900s.*

**T**HEY ARE smiling and taking a break from pillow fights and pushball. The children on the cover of the *Goldfinch* posed for this photograph about 1909. They were attending the Boys' Farm Camp and Camp of the Golden Maids. About 160 boys and girls attended the camp each August between 1909 and 1915 on the Chautauqua and Fairgrounds in Clarinda, Iowa.

Here in rural Iowa are the roots of the worldwide youth program called 4-H. Today 4-H is the educational youth program of the

Cooperative Extension Service of the U.S. Department of Agriculture and state land-grant universities (like Iowa State University).

More than 4.5 million young people 9-19 years of age were involved in U.S. 4-H programs in 1986. In Iowa, more than 130,000 kids were involved in 4-H programs last year!

Today's 4-H'ers either belong to clubs, join special interest groups, or take part in school-enrichment programs.

In this issue of the *Goldfinch*, we will explore the roots of 4-H back to Clarinda, Page County, Iowa, and a teacher named Jessie Field.

Jessie Field Shambaugh (Shambaugh is the name she took when she later married) believed that rural girls and boys needed to learn more about farming and homemaking. Her boys' and girls' clubs and camps were the beginnings of 3-H, later known as 4-H.

In this issue of the *Goldfinch*, you can do some of the activities Jessie gave her students as well as current 4-H activities.

You can also read about how 4-H has changed over the years. Now 4-H is in major cities as well as in 80 countries around the world!

## **Goldfinch Contest**

Learn more about the remarkable Field family and take part in a contest! The History Mystery contest on the back cover is the same one run by Jessie Field Shambaugh's brother, Henry, in the 1920s.

Five winners will receive free subscriptions to the *Goldfinch*. Winners names will be announced in the April 1988 issue of the *Goldfinch*. See page 31 and History Mystery for contest details!

# Jessie Field Shambaugh: The Mother of 4-H

by Janice Nahra Friedel, PhD

Jessie was in a hurry to finish her chores. The Farmers Institute was meeting at the Opera House in town, and her father had promised her that she could go if she sat still and listened quietly. Women did not attend these meetings, and he did not want to attract attention to his 12-year-old daughter by walking in late.

But, Jessie was different than most girls and her father wasn't like most fathers. Jessie was interested in scientific farming methods.

Her father could not deny this request of his curious daughter. He believed that she should be able to attend these meetings.

Little did he know that attending this meeting would influence Jessie so much. Celestia Josephine "Jessie" Field was born in Shenandoah, Iowa, in 1881.

Her parents, Celestia "Lettie" and Solomon Field taught in country schools and farmed. The ideals they tried to teach their students were taught at home: an appreciation and respect for the land; and, a genuine concern for others.

## Learn by Doing

Jessie attended a one-room country school until the eighth grade and graduated from Shenandoah High School in 1899. In her second year of college, Jessie agreed to teach the spring term at the Goldenrod School for \$33.50 a month.

The year was 1901, and Jessie was only 19 years old. Her one-room country school

included grades one through eight.

Jessie taught the Three R's: reading, writing, and arithmetic. She also believed that students needed to learn how to be successful farmers and homemakers. Learning should also be fun, and one should learn by doing.

To teach these things, Jessie held before and after school meetings with her students called the Girls' Home Club and the Boys' Corn Club. The girls studied gardening, cooking, sewing, and other homemaking arts. The boys learned

*Jessie, 8, (left) and her older sister, Martha, 11, pose for a surprise photograph for their parents*



Courtesy of Ruth Shambaugh Waiters

improved and scientific farming methods. These meetings were the beginning of the national rural youth program known as 4-H.


After this term of teaching, Jessie returned to college and received her degree in 1903. She then taught in Wisconsin and Iowa, and was a school principal in Montana.

## Horse and Buggy Visits

Jessie came back to Iowa to be the Page County superintendent of schools. "Miss Jessie" was only 24 years old, but she was responsible for 130 county schools. Using her horse and buggy, she visited each school at least twice a year. She knew all of her students by name.

At each school, she had the teachers establish a

*These young people attend a Junior Corn Judging Class Short Course at Iowa State College in 1911. To see how they tested corn, turn to page 11.*



Courtesy of Ruth Shambaugh Wallins

Girls' Home Club and a Boys' Corn Club. The boys learned about crop rotation, seed corn testing, hybrid livestock, and how to drag a road. They landscaped the school yards, and grew flower and vegetable gardens on the school grounds. At the Girls' Home Club, they learned how to sew, cook, preserve food, and provide for the health of family members.

Club activities were fun and competitive. The members displayed their work at special exhibits and won awards. There was a prize for every contestant, and enthusiasm for the clubs continued to grow.

In 1909, 600 Page County boys and girls entered exhibits in the International Corn Show held in Omaha, Nebraska. Their collective exhibit won the first prize—a new red car (*see photo*). The students voted to give the car to Jessie. Jessie used the car to travel from one country school to another. Many children across the state saw an automobile for the first time when "Miss Jessie" pulled into their school yard.

## Clover Pin

To encourage students to join the clubs, Jessie designed a three-leaf clover pin to represent technological, agricultural, and domestic science. The clover symbolized conservation and agriculture.

The letter "H" was placed on each leaf, representing "trained *heads* that think and know, trained *hands* to do the everyday things well, and *hearts* that will use all this to help others." In the center of the clover was a kernel of corn, with the word "Page." The stem slanted to the left and

contained the name of the state, "Iowa." These pins were first distributed to members in 1910 for completing a certain number of projects.

Later another leaf was added, making it a four-leaf clover—the symbol of good luck. A fourth "H" was added, symbolizing "home," but it was later changed to "*health*." These 4-H pins were distributed in Page County in 1912.

## Clubs and Camps

Jessie held the first of her farm camps, an early form of today's 4-H camps in 1910. Boys at the summer camp judged horses and livestock, took livestock and farming classes, and played sports.

The next year Jessie held a camp for girls,

*Jessie Field started domestic science programs for girls. Wilma Driftmier used a sewing machine she won at the International Corn Show for her sewing exhibit.*



*Another popular program was the Road Dragging Club. Jessie poses behind a group of Page County boys who used teams of horses pulling split-logs to improve the dirt roads.*



Photos courtesy of Ruth Shambaugh Walker





Courtesy of Ruth Shambaugh Watkins

*Jessie poses with the Page County winning corn-judging teams of 1910-1912*

called "Camp of the Golden Maidens." The girls studied such homemaking arts as housekeeping, sewing, cooking, canning, and bread making. These camps became a yearly event.

Jessie's clubs and camps began to appear all across the country. In 1914, the national 4-H program was formed and became a part of the U.S. Department of Agriculture.

Jessie resigned as Page County superintendent and moved to New York City in May 1912, to become the National YWCA Secretary for Small Town and Country Work. Jessie traveled throughout the eastern states, working to establish

branches of the YWCA in rural areas.

Jessie continued working for the YWCA until 1917, when at the age of 35 she married Ira W. Shambaugh of Clarinda, Iowa.

## **Jessie Field Shambaugh**

Jessie and Ira lived in Clarinda in a beautiful brick home. Jessie was active in many community and charity groups. She was involved in the activities of her children William and Ruth.

Jessie worked with her brother Henry at his radio broadcasting station KFNF in Shenandoah. During her radio show the "Mother's Hour,"

Jessie gave advice on caring for and raising children.

After her husband's death in 1951, Jessie continued to advise 4-H groups and to perform welfare work. Jessie died in 1971 at the age of 89. She is buried in Clarinda, Iowa.


Jessie's work did much to make the education in country schools important to the lives of rural children. Her work reached out beyond Page

*As Page County Superintendent, Jessie Field visited 130 schools each year. Her car was a gift from Page County students who won first place at the 1909 Omaha International Corn Show.*

County and Iowa into the entire nation. From the simple beginnings of her Boys' Corn Clubs and her Girls' Home Clubs, 4-H spread around the world. For these reasons, Jessie Field is called "the Mother of 4-H." ❀

#### ACTIVITY

1. Why did Jessie Field Shambaugh start the Boys' and Girls' clubs?
2. What does the four-leaf clover represent?



Courtesy of Ruth Shambaugh Watkins

# Horses, Button Holes, & Corn

"I am going to try, in my country school, to teach the children in terms of country life," wrote Jessie Field in her book *The Corn Lady: The Story of a Country Teacher's Work* published in 1911. "There are so many little ways in which to interest the children in the country."

The activities she gave her students were usually divided into separate projects for boys and girls. Boys often worked on corn and stock judging, soil, and farm machinery activities. Girls learned cooking, sewing, and homemaking (sweeping, dishwashing) skills. Here are a few of Jessie's 3-H activities:

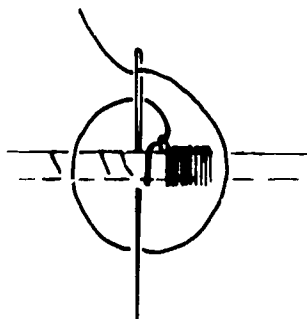
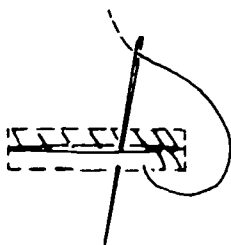
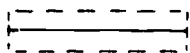
## 1. Research and write an essay on one of the following topics:

- Getting Rid of Flies.
- Modern Conveniences in the Farm Home.
- The Selecting, Storing, and Testing of Seed Corn.
- Growing Apples.
- Horses and Their Feed.
- Why I Like to Live in the Country.
- Bread Making.
- Are Birds of Use to the Farmer?



## 2. Make two button holes following these directions:

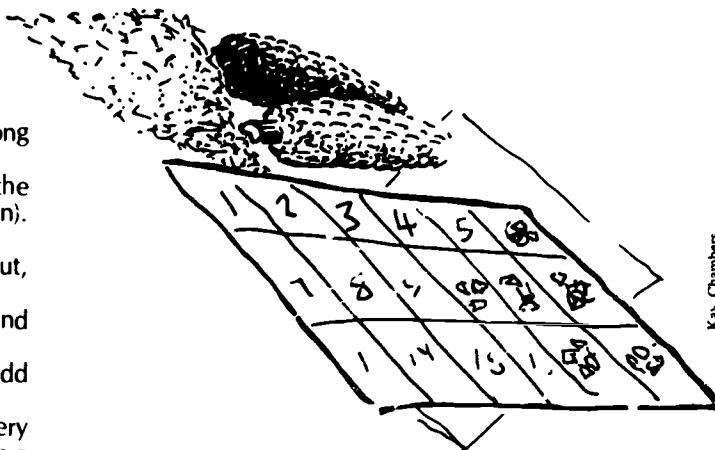
1. Cut slit the diameter (width across) of the button to be used.
2. First take one or more long stitches to the extreme end of the slit and back again on the opposite side. The button hole stitch will cover and be strengthened by them.
3. Overcast over the stranding (see *drawing*). This overcasting must not be deep or it will show.
4. Take the first stitch by putting the needle into the slit close to the end and bring it out far enough from the edge of the slit to avoid danger from raveling. The thread must be thrown from the eye of the needle under the point in the direction the work is advancing. Turn the corners of the slit by placing the stitches fan-shaped around the end.



Art by Kay Chambers.

### 3. Test Seed Corn:

1. Bring in 3 or 4 ears of seed corn.
2. Get some saw dust and 2 pieces of strong muslin cloth.
3. Use a marker to draw squares on the muslin cloth (6 squares for each ear of corn). Then draw numbers in the boxes.
3. Wet the saw dust thoroughly, spread it out, and cover the dust with the muslin.
4. Take six grains from each ear of corn and put on the squares.
5. Place another cloth over the corn and add more wet saw dust.
6. In five days the corn should sprout. If every grain from an ear grows, the corn should be a good one to plant.



Kay Chambers

## *Farm Arithmetic*

COPYRIGHT, 1904, BY HENRY FIELD

Contains Nothing About Longitude and Time  
Cube Root, English Money, or the Binomial  
Theorem, but Devotes its Time to the  
Sort of Arithmetic That the Farm  
Boy or Girl Will Use Every  
Day in Actual Life.

**A Book of Real Problems  
For Farm Boys and Girls  
Price, 25 Cents**

*By Miss Jessie Field*

Consult Superintendent of Schools, Page County, Iowa

PUBLISHED BY HENRY FIELD SEED COMPANY  
STANDARDS, IOWA

### 4. Farm Arithmetic

1. An acre of land is 160 square rods. To find the number of acres in any field, multiply together the length and width in rods and divide by 160. How many acres in a piece of land 12 rods wide and 80 rods long?
2. If this land in #1 is sold at \$100 per acre, what will it bring?
3. A wheat field is 86 rods long and 80 rods wide. 860 bushels of wheat were harvested. What was the yield per acre?
4. A flock of 100 hens average 85 eggs a year each. If the average price of eggs for the year is 16 cents per dozen (12), what is the value of these eggs?
5. EXTRA CREDIT: A bushel of small grain or shelled corn is  $1\frac{1}{4}$  cubic feet. To find how many bushels are in a corn bin, multiply the length, width, and depth together (in feet) and multiply the total by 80% (or  $\frac{4}{5}$ ). A crib of corn is 10 feet wide, 32 feet long, and 10 feet deep. How many bushels of corn can it hold?

(Answers on page 31.)

This is the cover of a book Jessie Field wrote. The popular book was used in the seventh and eighth grades. People liked it because it covered practical farm arithmetic.

SHS1

# The Kitchen-Klatter Connection: Getting to Know the Fields

Henry Field as a young boy



Courtesy of John Henry Field

by Victoria Carlson

Ten-year-old Vicky walked into the kitchen. Her mother and grandmother were listening to a radio program called "Kitchen-Klatter." The

program included recipes and homemaking ideas, but devoted much of its time to news about the broadcasters' own families. "Kitchen-Klatter" entertained midwestern listeners from 1939 through the mid 1980s.

The voices of some women named Lucille, Margery, and Dorothy filled her grandmother's kitchen. "Who were these people on the radio?" wondered Vicky.

Beside listening to the radio program, Vicky's grandmother and many other midwesterners read *Kitchen-Klatter* magazine and bought Kitchen-Klatter household products.

## Radio: A Field Family Project

The radio program "Kitchen-Klatter" was started in 1939 by Leanna Field Driftmier. She directed the program towards homemakers in rural areas. Her sister, Jessie Field Shambaugh, had her own program called "Mother's Hour" that was about child care.

These programs were broadcast by station KFNF in Shenandoah, Iowa. This early radio station was started by their brother Henry Field in 1924. Henry built radio towers from the top of one of the buildings used in his seed business. He even used old burlap seed bags to make the small studio soundproof.

## Junior Seedpersons

This generation of the Field family became

Raise Bumper

Crops From My

1924

1924

An advertisement for the  
Henry Field Seed Company

Henry Field  
SHENANDOAH IOWA, U.S.A.



SHS1

Henry Field in 1904

pioneers in radio. just as their parents, Solomon and Celestia "Lettie" Field, had been pioneer homesteaders in Iowa.

Henry, their first child of eight, was born in 1871. He started his own seed business when he was only eight years old! He was already experienced in helping his father with the garden. When he saw a seed catalog, he decided that he wanted to go into business for himself. He collected seeds from the family garden, made envelopes for them, and then sold his first package to a neighbor for fifty cents.

When Henry was eight he sold vegetables door-to-door in Shenandoah. Two years later he was busy selling seed potatoes, pansies, and strawberry plants. When he was 15, Henry worked for a seed company in Des Moines.

Henry's one-room business gradually expanded. His customers liked his friendly approach. Henry kept in touch with them by letters and through his catalog, *Seed Sense*. The catalog was like a magazine. It included articles about gardening and news of the family.

Since Henry had started his own business when

he was still a boy, he encouraged children to become "Junior Seedsmen." Children from across the United States began selling Field seeds during the early part of the 20th century. The children sold seeds to earn prizes, such as teddy bears, watches, and cameras.

Henry published a special newspaper just for them, *The Junior Seedsmen*. The magazine included advice on sales techniques, and also published pictures and letters from "junior seedsmen."

"I enjoyed selling the collections of seeds very much," wrote Ethel Stanfield of Ankeny, Iowa in 1916. "I did not have the least trouble in selling them when I told them who they were from. . . . I got them all sold in three days. Some I sold at school to the pupils and then one of my girl friends and I went around to the neighbors when school was out."

Both the seed business and radio helped make Henry Field well-known. In the 1920s, his seed company was one of the largest in the United States. Henry's broadcasts were popular because people liked his friendly manner, and the way he talked about everyday details of farming and rural life. KFNF became one of the most popular radio stations in the Midwest.


Henry retired from the seed business in 1938. He sold the radio station in 1948 and died the following year.

The Field family, and especially Henry, became well-known, influential Iowans by paying attention to ordinary people and events. Perhaps that is why Vicky's mother and grandmother listened to them so often on the kitchen radio. ❀

# Early Days

*In 1910, Jessie Field held the first boys' farm camp, an early form of today's 4-H camp. The next year she started a girls' camp called "Camp of the Golden Maidens." The camp was held on the Clarinda Fairgrounds. These photos show recent activities at the girls'*

*and boys' camp. Below left, a professor from Cedar Falls visits the camp's headquarters tent. Below right, Eloise Parsons, a 3-H'er, demonstrates her tomato canning at the State Fair. Below bottom, these dolls were made by Golden Maidens.*



SHS1



SHS1



SHS1



*Right, two girls show the trophy they won for their projects. Look at the uniforms they are wearing. Below, this group learned how to make corn-testing trays, knife and fork boxes, and mail boxes at the farm camp. Bottom far right, these girls are sewing in a tent at the farm camp in 1912. Top far right, during the same year these young women demonstrate cold-pack canning technique.*



SHS1



SH2

CAN DRY




Courtesy of Ruth Shambough Watkins



Courtesy of Ruth Shambough Watkins

# 4-H Through the Years



Iowa State University Information Service

*These Iowa 4-H'ers are at a project meeting. For more information on how you can take part in 4-H programs, see page 31.*

## by Sharon E. Wood

When Jessie Field first began to organize her corn clubs and home clubs more than 80 years ago, no one knew how big 4-H would become someday. No one guessed how many kinds of work 4-H members would do. But even in those early years, helping, learning by doing, and fun were all part of 4-H.

In the very beginning, 4-H'ers learned skills that would help them run better farms and households. They learned how to test seed corn to make sure that it would sprout and grow when planted. This was important, because farmers wasted time and money when they planted untested corn. 4-H'ers taught seed-corn testing to their parents and neighbors, so many people benefited from club work.

Another way the early clubs helped make farm life better was by teaching members about food storage and preparation. Nutrition was a brand new science when 4-H began, and 4-H helped teach young people the discoveries food scientists were making.

One of the earliest uses of the 4-H cloverleaf symbol was as a label on canned foods prepared by clubs. Badly canned food often turned poisonous, so 4-H'ers carefully studied the safest ways to preserve vegetables from their gardens. 4-H canned food was prepared according to the safest ways known, so families could be sure it was safe and nutritious to eat.

## Fun, Friendship, and Learning

Of course, even in the beginning, 4-H'ers took time to have fun. And the friendships they formed were as important as the work they did.

One group of girls in Montgomery County organized a club in 1927 called "The Lucky Lindys." Lucky Lindy was the nickname of Charles Lindbergh, the first pilot to fly alone across the Atlantic Ocean. In 1927, he was the biggest hero of the day, so the girls named their club for him.

Thirty-five years later, some of the original members of the Lucky Lindys helped write a history of the club. They told about a field trip they took in 1928 with the Jolly Peppers Club. They visited a poultry plant and saw chickens killed, plucked, packed, and cooled. They saw cream churned and butter packed, and ice cream made. They also went to a power plant, a newspaper, a greenhouse, and a canary farm! The day ended with a picnic. It was a field trip that



Iowa State University Information Service

*4-H activities include many projects that deal with nature and the outdoors.*

combined education about food and farm industries with lots of fun. "This will always be an outstanding memory for us 4-H girls," wrote one of the members.

## County Fairs & Demonstrations

Friendly competition has long been a part of 4-H activities. In fact, one of Jessie Field's first clubs won a car for the best County Junior Collective Exhibit at an international contest in Omaha. The boys and girls voted to give it to Jessie. Ever since then, preparing an exhibit for the county or state fair has been a big part of 4-H.

Raising a calf, hog, or sheep is one of the most popular kinds of projects, but 4-H'ers have done all kinds of things. They have baked bread, made quilts and rugs, and trained dogs and horses.

Of course, everyone wants to win a ribbon, but

just being part of the fair is exciting. Sometimes learning to raise an animal means more than a blue ribbon.

Demonstrations are another part of county fair competitions. 4-H'ers not only learn to do things well, they learn to teach others. Like projects, demonstrations can be about all kinds of things. A 4-H'er studying conservation might give a demonstration about how birds of prey help control rodents on a farm. Some 4-H'ers might demonstrate hand-spinning and weaving techniques using wool from sheep they raised.

Katy Neckerman, who was a member of the Blue Grass Sunshine Workers of Scott County in the late 1940s and early 1950s, once gave a demonstration on building a walnut bookcase.

"We did everything—hammering, sawing, sanding," said Neckerman. "Of course, we couldn't build a whole bookcase in a 20-minute demonstration. We had a finished bookcase there 4-H'ers can learn about pets. Here, one boy takes care of his dog at a dog show.



*These 4-H'ers show the animals they have raised and showed each step in the process," she explained. Katy's group even gave their demonstration on television.*

## 4-H Today

4-H'ers today still take part in many of the farming activities and contests that 4-H'ers did years ago. But 4-H is no longer just a program for farm youth. About one in five 4-H members lives in a city of more than 50,000 people. And both city and farm 4-H clubs may explore projects that are not farm related.

Some recent projects chosen by 4-H'ers all over the nation deal with aerospace science, visual arts, computers, business, and forestry. But the most popular kinds of projects are still about animals, foods and nutrition, and home improvement. Jessie Field's corn clubs and home clubs are here to stay.

# Treasure Chest

Munch on hot, cheesy pizza. Build your own terrarium. Take a 10-yard adventure hike. Be a space whiz! These are only a few of the many 4-H activities you can try! (Answers on page 31.)

## SNACK PIZZA

### You need:

- oil
- 1 package flaky refrigerator biscuits
- ½ cup tomato sauce
- 1 teaspoon oregano
- ½ cup chopped fresh or canned mushrooms, drained
- sliced pepperoni or salami (if you wish)
- grated cheese—mozzarella or cheddar


### Equipment

- baking sheet
- 1 liquid measuring cup
- measuring spoons

1. Check to make sure the oven racks are in the middle of the oven. Preheat the oven to 400°.
2. Put a little grease or oil on the baking sheet.
3. Pat each biscuit into a 4-inch circle. Put each circle on the baking sheet.
4. Mix the tomato sauce and the oregano in a measuring cup. Spoon some on each biscuit.
5. Spoon the mushrooms over the tomato sauce.
6. Put a few slices of the meat on top of the mushrooms.
7. Sprinkle with the cheese.
8. Bake about 8 minutes, or until the crust is light brown. USE A POTHOLDER TO TAKE THE BAKING SHEET OUT OF THE OVEN.

These pizzas contain some food from each of the five food groups. All the food we eat can be put into one of these groups. We need to eat certain amounts of these foods every day. The food groups are:

1. **Milk and Cheese Group.** (You need 3 daily servings.) The food from this group was \_\_\_\_\_



Art by Sheila Clark

2. **Bread and Cereal Group.** (You need 4 daily servings.) The food from this group was \_\_\_\_\_

3. **Vegetable and Fruit Group.** (You need 4 daily servings.) The foods from this group were \_\_\_\_\_


4. **Meat, Poultry, Fish and Beans Group.** (You need 2 daily servings.) The food from this group was \_\_\_\_\_

5. **The Fats and Sweets Group.** (Caution: Don't eat too much or too often.) The food from this group was \_\_\_\_\_

## Build a Terrarium—Watch the Plants Grow

1. You will need a clean, clear container; soil; fertilizer; drainage material (small rocks or coarse gravel); flat velvety woods moss; small plants; long tweezers and a watering device.
2. Place the gravel or small rocks in the bottom of the container.
3. Mix one teaspoon of fertilizer with the soil. Use less fertilizer for a small terrarium.
4. Place the soil on top of the gravel or rocks.
5. Add moss, then your plants to make an interesting arrangement.
6. Loosely cover container to decrease loss of moisture.
7. Water as needed.

## Treasure Chest




The Unbelievably Fantabulous, Long 10-Yard Hike  
Materials needed:

- 1 magnifying glass
- "bug box"
- small jar for observation and possible collection
- pencil and recording paper or notebook (optional)
- simple field guide on insects, fungi (optional)

1. Find an area outside. Areas with long grass or deep litter and ones that offer a variety of habitats are best.
2. Get down on your hands and knees. You will begin your 10-yard hike to discover every living thing in that distance that lives on or slightly below the ground.
3. Your only tools are your magnifying glasses and fingers.
4. You can draw what you see or collect plants and animals for later observation and identification.

Blue Sky Below My Feet—Adventures in Space Technology

Using this puzzle, find these terms which relate to gravity, forces and the Space Shuttle (vertical, horizontal, diagonal, backward, forward)




**BLUE  
SKY  
BELOW  
MY  
FEET™**

4-H

moon  
tides  
rotation  
earth  
sun  
masses  
weightless  
gravity  
force  
booster  
attraction  
magnetic  
parachute  
pull  
ocean  
rocket  
fuel  
astronaut  
orbit  
space suit

H	T	R	A	E	M	B	P	I	L	U	I	P	T	K	N	O
C	H	N	Z	I	O	W	R	S	M	O	O	T	I	D	E	S
L	A	N	X	N	O	D	A	E	A	W	I	U	M	C	E	X
T	U	O	S	V	N	L	E	A	S	U	O	A	E	E	R	F
W	E	I	G	H	T	L	E	S	S	L	B	N	O	C	C	L
E	W	T	L	M	A	I	C	E	E	F	O	O	N	M	I	A
E	I	A	P	Z	N	P	C	G	S	A	O	R	B	I	T	N
O	H	T	G	I	W	A	A	D	L	G	S	T	G	K	E	N
C	U	O	H	U	P	M	E	E	P	C	T	S	P	A	N	G
E	T	R	L	S	O	A	I	C	K	H	E	A	N	U	G	R
F	U	E	L	S	U	F	P	M	O	B	R	T	U	W	A	A
O	N	T	P	A	I	N	E	R	Z	A	D	O	F	B	M	V
R	I	B	E	V	R	W	R	O	C	K	E	T	A	B	M	I
C	L	L	U	P	R	P	I	H	D	U	T	O	S	I	A	T
E	L	A	K	I	B	E	U	I	R	Z	A	M	G	R	B	Y
M	F	S	C	A	T	T	R	A	C	T	I	O	N	R	O	E
E	A	S	L	B	E	O	S	P	V	L	E	E	T	M	E	C

# The Busy Bee Girls



## A Play to Read or Perform

*For generations an Iowa 4-H club was called the Busy Bee Girls. Then Roger wanted to join. But, he didn't want to be called a Busy Bee Girl . . .*

### CAST:

Narrators A-D

Clarissa Smart-Smith, 10

Mylo Smart-Smith, 14, her brother

Lavinia Smart-Smith, } their parents  
Jack Smith, }

Beulah Smart, grandmother

Roger Jones, 12

Sally Miller, 11

Lindsey Carter, 10

Joanne Carter, 4-H Group Leader

Harry Carter, 4-H Group Leader

Other Busy Bee Girls

---

**Note:** The words in italics and parentheses (*like this*) tell the actors what they should be doing as they speak lines or what tone of voice they should use.

This four-act play is based on true events, but the names and characters are not real.

---

---

### Props:

table

4 chairs

dishes

notebook

loaf of bread

picture of a cow

apron or dress

radio

magazine

towel

---

### ACT ONE

**Narrator A:** The Smart-Smith family is sitting in the farm kitchen. The "Kitchen-Klatter" radio show is playing quietly in the background. Clarissa is drying dishes.

**Clarissa:** I read in the paper that the first 4-H club meeting is next week.

**Grandmother Beulah:** You mean the Busy Bee Girls?

**Clarissa** (*knods her head*): Yes! And I can't wait to join just like you and Mom did!

**Grandmother Beulah** (*smiling*): I have such wonderful memories of the club! Why that's where I learned to make your favorite coffee cake and homemade bread. I learned to can fruit and I even made a suit for my father!

**Lavinia:** I'll never forget how nervous I was getting ready for the Clothing Revue. Remember, Mother? You helped me sew that new taffeta



# The Busy Bee Girls

party dress. I had to re-sew the zipper about four times.

Clarissa: What was your 4-H club name, Dad?

Jack: I belonged to the Fabulous Frontiersmen. We learned all about corn testing, farm machinery. I even won a blue ribbon at the county fair and took Howard, my 400-pound steer, to the Iowa State Fair in Des Moines!

Mylo: So is this Busy Bee Girl-club-thing only for girls?

Lavinia: No, son. During the 1960s, boys clubs and girls clubs were joined. Programs were changed so that they didn't discriminate against sex.

Mylo: What's that mean?

Lavinia: Activities that are meant for only girls or only boys are unfair. Whether you are a boy or girl should not limit you from taking part in a club activity.

Mylo: Well, Busy Bee Girls sounds like a sissy club if you ask me!

Clarissa (*whacks Mylo with the dishtowel*): The name doesn't matter, silly! Just think, I'm the third generation in this family who will be a Busy Bee Girl! It's tradition!

## ACT TWO

Narrator B: The following week, the Busy Bee Girls meet at the home of the 4-H Leaders, Joanne and Harry Carter. Ten girls are sitting in the living room, when the new kid in town, Roger Jones, knocks on the door.

Harry Carter: Hi, welcome to 4-H!

Roger Jones: Hi, I read about the meeting in the paper. Are boys allowed to join?

Joanne Carter: Sure, c'mon in son. We're trying to get more boys to join. Girls, this is Roger.

Clarissa: Hi!

Sally Miller: Hi!

Lindsey Carter: Hi!

Other girls: Hi! Hi! Hi!

Joanne: Today we'll introduce you to the 4-H organization. We'll talk about the projects you can get involved with and we'll elect our club officers.

Harry: In this club you can do things like crafts, small animal care, gardening and nutrition, and sports! There are more than 100 projects you can do.

Joanne (*reads from a list*): These are just a few of the fun activities we can do: bicycling, camping, clothing, community service, cooking, electronics, geology, health, horses, hunter safety, sewing, snowmobiling, etc.

Narrator B: Later, at the end of the meeting . . .

Harry: Any questions?

Roger (*raises his hand*): I was wondering if we could change the name of the club . . . it sounds like its only for girls.

Sally Miller (*snaps*): It's always been the Busy Bee Girls!

Clarissa: Yeah! My mom and my grandma were in the Busy Bee Girls and I want to be, too!

Lindsey: Leave it the way it is!

Harry: Well, kids . . . the State 4-H Office in Ames recently sent us a notice that they are trying to get rid of sexist club names. I think we should try to think of new club names for next month's meeting.

Narrator B: Sally and Clarissa walk home together from the meeting.



**Sally:** This stinks. I think Roger should just quit the club or move.

**Clarissa:** No. I think we should have boys and girls in the club, but I don't think we should change the name (*pause*). It's like naming your dog Bertha, finding out she's a he, and having to call it Bert!

Illustrations by Linda Ha Wong Knarreborg

### ACT THREE

**Narrator C:** Later that evening at the Smart-Smith farm. The family is eating supper at the kitchen table. Clarissa is depressed and picking at her food.

**Lavinia:** Clarissa, how was the Busy Bee Girls' meeting?



Clarissa: Terrible.

Jack: Why, dear?

Clarissa: This stupid boy named Roger wants to change the name of the club. He doesn't like **BUSY BEE GIRLS!**

Grandmother Beulah (*shakes her head*): It's a pity. (*Sigh*) It's a pity!

Clarissa: I don't see why we can't keep the club name!

Mylo: You wouldn't catch me dead joining a group with such a sissy name!

Jack: Mylo, enough! Your sister is upset.

Lavinia: You know, dear. Names are important. Why do you think you have two last names?

Narrator C: Clarissa shrugs her shoulders.

Lavinia: I grew up with the name Lavinia Smart. When I married your dad, I added his name to mine. And I gave both last names to you and your brother. It is important to me that you have the names that Dad and I have.

Clarissa: So that's why the club name should be more fair to boys?

Jack: Exactly. You wouldn't want to belong to the Daring Dudes would you?

Clarissa: No. I see what you mean.

#### ACT FOUR

Narrator D: Clarissa is at the last club meeting before the county fair. All of the 4-H members are giving their demonstrations.

Roger (*shows his loaf of bread to the group*): . . . And that was how I made this whole wheat-honey bread.

Clarissa: I used taffeta and lace for this party dress. (*She slowly turns around.*)

Lindsey (*holds up a radio*): This is the radio I built from scratch!

Sally: Let's go outside to the barn, now. I'll show you the pig I raised named Belle!

Narrator D: All of the kids walk outside. Clarissa and Sally go over to Roger.

Clarissa: That was really great bread, Roger. I'd like to try to make some of that.

Roger: Thanks. I've never baked anything before.

Clarissa: I hope we all win blue ribbons at the county fair. We're all prize winners in the Cheerful Chums Club! ❀

# Citizenship: Segregation

by Chris Annicella

The 1960s was a decade of change for 4-H. 4-H, like America was **segregated**. Most black and white people lived and worked in separate communities. Many blacks were discriminated against in employment opportunities, public accommodations (like hotels and restaurants), and education.

To correct inequalities between blacks and whites, people fought for new laws to ensure equal treatment for all people. The government agreed with the civil rights leaders to ban segregation as a way of life.

In July of 1964, the U.S. Congress passed the Civil Rights Act, making it illegal to discriminate against a person because of **race** (a group of people with similar ancestry). The goal of this law is to provide equal opportunities to all citizens.

## The Case of 4-H

Before the passage of the Civil Rights Act, 4-H in some states had two separate educational programs; one for black kids and one for other children. Most of the clubs in northern states did not exclude kids on the basis of race.

This was the case in Iowa. "In Iowa, young people have not been excluded from 4-H on the basis of race," Martha McCormick, Extension 4-H Youth Leader in Des Moines told the *Goldfinch*. "In Iowa, 4-H'ers are mostly white, because the rural population in Iowa is mostly all white."

The 4-H programs in southern states were organized in the segregated public school system. Black 4-H leaders served black-only clubs while white leaders served white clubs. The clubs were seldom the same.

There were many differences between the two groups. The black 4-H staff often lacked office space, secretarial staff, and received lower salaries than the white staff.

White-only clubs had more projects to do and received more money for their clubs than the black clubs. "You know segregation is there," said Alberta Dishmon, a black 4-H agent. "You don't like it; you

resent it; but there's so much to do, you can't spend all your time destroying yourself by worrying."

Many black and white leaders did not support segregation, but they were afraid of what might take its place. They knew it would take a major shift in the values and attitudes of individuals and communities.

In 1965 the U.S. government ordered the Extension Service including 4-H groups, to **desegregate** (end forced separation) or risk losing federal financial assistance. For the 4-H volunteers and staff, desegregation proved to be a difficult task.

Enrollment in 4-H declined as black and white kids dropped out of 4-H or found that there were no clubs left to join. For both black and white kids, joining different clubs often meant losing positions as officers and starting out all over again at the bottom of the ranks.

But, by 1967 enrollment began climbing again. Many young people had missed their 4-H experiences and found new friends.

The price for integration was costly, but necessary. Many of the 4-H leaders agreed that, although integration was hard and some kids left the program, nothing less than integration could have started the group towards equality.

## Affirmative Action

As the 1960s came to a close, 4-H focused on **affirmative action** (programs to include minority and low-income children). Affirmative action is designed to provide equal opportunities for minority groups.

Iowa faced a unique challenge. Traditionally 4-H clubs were either a boy's club or a girl's club with unique names—often reflecting the gender of the 4-H'ers. Iowa 4-H'ers have been studying their names and the impact on who joins. All 4-H clubs are expected to be open to both boys and girls. In 1987 Iowa 4-H had reached the goal of 90 percent of their clubs with non-sexist names.

First through integration and today through affirmative action programs, the 4-H program hopes to provide equal opportunities to all young people. ❁

# 4-H Around the World



by Paul Stolt

When 4-H was organized in the early 1900s, a trip to a corn judging contest in Omaha or Ames was an exciting adventure. But by the late 1970s, 4-H'ers were traveling to places as distant and exotic as Europe, Japan, Korea, South America, Africa, and even the Soviet Union. Today there are 4-H programs in more than 80 countries around the world.

4-H'ers (15-19 years old and older) live and work with a host family in another country from six weeks to six months.

As they travel, 4-H'ers take with them the ideals rooted in the 4-H creed (Heads, Heart, Hands, and Health). They learn from other peoples as well as teach others about America. They are good-will ambassadors of America. They work hard in sharing the agricultural knowledge they learn at home. And they carry with them the cloverleaf symbol of 4-H. This symbol has come to mean progress through peaceful cooperation.

## European Farming

After World War II (1939-45), 4-H clubs began to sprout up in Europe. As American soldiers returned home to their family farms and local 4-H clubs, they realized that European farming had been devastated by the war.

To help the Europeans rebuild their agricultural

system and to promote an exchange of agricultural technology, people urged the United States Department of Agriculture (USDA) to help 4-H start clubs in foreign lands.

With the help of the USDA and several large U.S. businesses, the national 4-H program formed the International Farm Youth Exchange (IFYE) in 1948.

One year later, 17 young American farmers visited seven Western European countries while six young European farmers visited the U.S.

For ten years, IFYE worked with the new organization, the Peace Corps (core). Peace corps volunteers worked in underdeveloped countries like Kenya. They helped as teachers, health aides, and agricultural advisors. Between 1961 and 1971, the Peace Corps and 4-H went to countries like China and new African republics. Many of these new countries adapted the ideals of 4-H to their own culture.

## Soviet Farmers

One major country, Soviet Union, was still untouched by 4-H. In 1975, the first agreement was reached allowing an exchange of farm youth. The American-Soviet 4-H exchange program began the following year.

Two years later, a group of 12 young American farmers spent the summer in the Soviet Union traveling and working on Soviet state farms. One of these farmers was James Tobin from New Market, Iowa, a town only five miles from where Jessie Field started 4-H.

On his visit to the Soviet Union, Tobin remarked that "with a little imagination, I could feel like I was working on my parents' farm" because the land resembled Iowa.

In the summer of 1986 Iowa hosted a delegation of young agriculturalists as a part of this program. They visited Iowa farms and homes, Iowa State University, and agricultural industries.

The ideal of peaceful cooperation central to 4-H spread to yet another country. The 4-H organization started by Jessie Field 80 years earlier is still linking young farmers throughout the world.

# Disk Detective


by Jean E. Wulf

Wild Rosie and Dr. Arc E. Ology visit an antique store. Among the sparkling earrings and necklaces, Wild Rosie sees a green pin. She picks it up and shows it to Dr. Ology.

"It looks like it was made in the early 20th century," says Dr. Ology. "I think it was used as an award of some kind."

What is this pin? Can you help unravel this mystery? Load BASIC on an IBM Personal Computer or an Apple IIe or IIc (with an 80-character screen) and enter this program.

(NOTE: Type in everything in **bold print**. When you see a number before an " and a letter, hit the letter that many times. For example, 5 "Y" means you type "YYYYY" and return or hit the space bar. Hit the space bar



Kurt Zank

only when you see [sp]. If you see a number before the [sp], hit the space bar that many times.)



```
10 PRINT TAB (22) 9 "X" 12 [sp] 9 "X"  
20 PRINT TAB (19) 13 "X" 9 [sp] 13 "X"  
30 PRINT TAB (17) 16 "X" 7 [sp] 16 "X"  
40 PRINT TAB (16) 7 "X 2 [sp] 9 X" 5 [sp]  
9 "X 2 [sp] 7 X"  
50 PRINT TAB (15) 9 "X 2 [sp] 9 X" 3 [sp]  
9 "X 2 [sp] 9 X"  
60 PRINT TAB (14) 4 "X 2 [sp] 3 X 4 [sp]  
8 X" 3 [sp] 8 "X 4 [sp] 3 X 2 [sp] 4 X"  
70 PRINT TAB (13) 6 "X 4 [sp] 3 X 2 [sp]  
7 X" 3 [sp] 7 "X 2 [sp] 3 X 4 [sp] 6 X"  
80 PRINT TAB (13) 7 "X 2 [sp] 5 X 2 [sp]  
6 X" 3 [sp] 6 "X 2 [sp] 5 X 2 [sp] 7 X"  
90 PRINT TAB (15) 6 "X 2 [sp] 12 X"  
3 [sp] 12 "X 2 [sp] 6 X"  
100 PRINT TAB (19) 17 "X" [sp] 17 "X"  
110 PRINT TAB (34) 5 "X"  
120 PRINT TAB (19) 17 "X" [sp] 17 "X"  
130 PRINT TAB (15) 6 "X 2 [sp] 12 X" [sp]  
"X" [sp] 12 "X 2 [sp] 6 X"
```

```
140 PRINT TAB (13) 7 "X 2 [sp] 5 X 2 [sp]  
6 X" [sp] "X" [sp] 6 "X 2 [sp] 5 X 2 [sp]  
7 X"  
150 PRINT TAB (13) 6 "X 4 [sp] 3 X 2 [sp]  
7 X" [sp] "X" [sp] 7 "X 2 [sp] 3 X 4 [sp]  
6 X"  
160 PRINT TAB (14) 4 "X 2 [sp] 3 X 4 [sp]  
8 X" [sp] "X" [sp] 8 "X 4 [sp] 3 X 2 [sp]  
4 X"  
170 PRINT TAB (15) 9 "X 2 [sp] 9 X" [sp]  
"X" [sp] 9 "X 2 [sp] 9 X"  
180 PRINT TAB (16) 7 "X 2 [sp] 9 X"  
2 [sp] "X" 2 [sp] 9 "X 2 [sp] 7 X"  
190 PRINT TAB (17) 16 "X" 3 [sp] 2 "X"  
2 [sp] 16 "X"  
200 PRINT TAB (20) 13 "X" 3 [sp] 3 "X"  
2 [sp] 13 "X"  
210 PRINT TAB (22) 9 "X" 5 [sp] 3 "X"  
4 [sp] 9 "X"  
220 END
```

You discover that the pin is a \_\_\_\_\_.

(See page 31 for the answer.)

# History Makers



Kurt Zaske

**BE A HISTORY MAKER!** The *Goldfinch* wants to know what you've discovered about Iowa's past. Has your class worked on special projects about Iowa history? Are you helping to save something old? Have you found an old letter, diary, photograph, or arrowhead that tells something about the past?

In our next issue, we'll cover health in Iowa (1888-1988). Are you involved in a get-healthy program? Write and tell us about it!

Send your letters, stories, poems, or artwork to: History Makers, The *Goldfinch*, 402 Iowa Avenue, Iowa City, Iowa 52240. See your work published!

**DEAR READERS:** Amy Kujac, a seventh grader at Madrid Junior High School, won the 1987 Write Women Back Into History Essay Contest. Below is her winning essay. For information on how you can enter the 1988 contest, see the box.

## Mother of 4-H

by Amy Kujac

A new young teacher at Goldenrod School had completely captivated her pupils by telling them about the change in the term's courses. The students hadn't studied ways to improve farming and housekeeping before. Jessie Field now was going to teach them about these subjects during school. Before school and during recess they could tend their own gardens in the schoolyard.

When Jessie was a girl she went to lectures given by Henry Wallace, an expert on farming. Her father and older brother Henry, who later formed the Henry Field Seed Company, would help her understand difficult points. She remembered many things that would help her in adulthood.

Jessie also led other teachers in lively discussion groups on farming. She even had them compete against each other with their farm products.

She later thought that mild, friendly competition created interest. She tried this with the students. They thought it was great fun.

In 1908 she organized the Page County Boys' Agricultural Club. They mainly studied ways to improve corn crops. They even began to take blue ribbons in adult competition at the fairs with their crops.

Soon a girls' club was formed. They studied domestic sciences and agriculture. Not long after that the girls were also taking top prizes.

Miss Field made a patch with a three-leaf clover with the letter "H" on each leaf for her competitors to wear. The "H's" stood for Hand, Head, and Heart. A fourth leaf was added for the word Home, but was changed to Health.

The groups that Jessie had created were soon spread nation wide. The cloverleaf emblems became the worldwide symbol for 4-H. Jessie had no idea at the time that her small country agricultural groups would be the spark for a worldwide youth

group called 4-H that would greatly benefit millions of people. ☞

### 4th Annual Essay Contest Write Women Back Into History

This contest is held to commemorate Women's History Month, 1988. In an original essay, students (grades 6-9) should write about a woman, alive or dead, who may have been important to them and who may have done something courageous or unusual for the times. The deadline is February 11, 1988. For more information contact your teacher or school superintendent or write the Iowa Commission on the Status of Women, Lucas State Office Building, G Level, Des Moines, Iowa 50319.

Among other prizes awarded, the winning essay in the sixth and seventh grade category will be published in *The Goldfinch!*

## Hey Kids!

Look at all the neat 4-H projects and activities you can participate in . . .

<i>Aerospace</i>	<i>Energy</i>	<i>International</i>
<i>Automotive</i>	<i>Conservation</i>	<i>Travel</i>
<i>Backpacking</i>	<i>Engines</i>	<i>Journalism</i>
<i>Camping</i>	<i>Flowers</i>	<i>Macrame</i>
<i>Careers</i>	<i>Food &amp; Nutrition</i>	<i>Photography</i>
<i>Community</i>	<i>Geology</i>	<i>Sewing</i>
<i>Service</i>	<i>Golf</i>	<i>Snowmobiling</i>
<i>Cross-Country</i>	<i>Health</i>	<i>Swine</i>
<i>Skiing</i>	<i>Horses</i>	<i>Tractor</i>

For information on how to join 4-H, contact your country extension office.

## History Mystery Contest!

Here are the rules for the *Goldfench* puzzle contest on the back cover: (1) Send us your lists by **March 4**. We'll publish the names of the five winners in our April 1988 issue. (2) Only words appearing in a Webster's dictionary shall be used. (3) No plural words shall appear where singular is also used, nor vice versa. (4) An object or article can be named only once. (5) The five lists containing the nearest correct list of words naming visible objects or articles in the picture that begin with the letter "C" will receive first prize.

## Read More About It

A fun book to read about 4-H projects is *Come to the Fair* by Audree Distad (New York: Harper & Row, 1977). Meet Marty who shows his sheep at the state fair and LaMonna who rides her horse Dolly into the show ring.

## Celebrate Women's History

March is National Women's History Month. This year's theme is "Reclaiming the Past, Rewriting the Future." For information on how you can take

# Pass It On



part in a statewide essay contest see page 30.

## 4-H Search


If you have any 4-H materials—4-H county road signs, banners, trophies, or related items, past or present—please contact us. The state historical museum is looking for 4-H items that specifically refer to an Iowa group for a future exhibition. Please contact Jack Lufkin, State Historical Society of Iowa, Capitol Complex, Des Moines, Iowa 50319, (515) 281-4250.

## Answers

Page 3: (1) hogs; (2) soybeans; (3) milk; (4) sheep; (5) Adams; (6) Woodbury; (7) eggs; (8) melons; (9) Page; (10) map symbols.

Page 10: (1) 6 acres; (2) \$600; (3) 20 bushels per acre; (4) \$112; (5) 2,560 bushels.

Page 22:



Page 23: (1) cheese; (2) biscuit; (3) tomatoes and mushrooms; (4) pepperoni or salami; (5) oil to grease the pan. (There is also a lot of fat in the pepperoni and salami. The fats we eat are often parts of other foods.)

Page 29: four-leaf clover, the symbol of 4-H





Clues:

1. In 1922, the Henry Field Seed Company of Shenandoah, Iowa, sponsored a puzzle contest.
2. The puzzle (above) was published in *Seed Sense* Magazine.
3. Many children who entered the contest also sold seeds door-to-door for the Field Seed Company.
4. Can you name all the objects in this puzzle beginning with the letter "C"? Send us your list. The five lists containing the most words naming objects in the puzzle will receive a free subscription to the *Golden Era*. (See page 31 for more contest details.)