

DOCUMENT RESUME

ED 292 521

JC 880 159

**AUTHOR** Obetz, Wayne S.  
**TITLE** A Proposed Model for Categorizing Successful and Non-Successful Student Outcomes at CCP. Institutional Research In-Brief #42.  
**INSTITUTION** Philadelphia Community Coll., PA. Office of Institutional Research.  
**PUB DATE** 23 Dec 87  
**NOTE** 10p.  
**PUB TYPE** Reports - Research/Technical (143)

**EDRS PRICE** MF01/PC01 Plus Postage.  
**DESCRIPTORS** Academic Achievement; \*Classification; Community Colleges; \*Evaluation Criteria; Failure; Grade Point Average; \*Outcomes of Education; Stopouts; Student Characteristics; \*Student Educational Objectives; \*Success; Two Year Colleges; \*Two Year College Students

**ABSTRACT**

Students enroll in community colleges for a variety of personal reasons, and many never intend to earn a degree. Measures of success, therefore, must take into account the diversity of students' objectives for enrollment and permit the college to distinguish between students who have achieved a satisfactory level of progress and those who have not. Five categories of student success/outcomes can be established: (1) successful students, including graduates and students who drop out with 30 or more credits and a grade point average (GPA) of 2.0 or greater; (2) probably successful students, including those who are enrolled full- or part-time or in remedial programs, those who withdraw with a GPA of 2.0 or greater, and those who drop out with less than 30 credits and a GPA of 2.0 or greater (3) unsuccessful students, including those who drop out with a GPA less than 2.0, those who drop out with no GPA, and those who are dropped by the college for poor scholarship or inadequate progress; (4) probably unsuccessful students, who withdraw with a GPA of less than 2.0; and (5) unclassifiable students, including those who stop out and those who withdraw with no GPA. The application of these categories to students who entered the Community College of Philadelphia in fall 1983 shows that, as of spring 1987, 15.0% were successful, 39.6% were probably successful, and 45.2% were unsuccessful. The categories were also applied to determine success rates by age, gender, race, area of study, and college-readiness at admission. (UCM)

\*\*\*\*\*  
 \* Reproductions supplied by EDRS are the best that can be made \*  
 \* from the original document. \*  
 \*\*\*\*\*

ED 292521

**INSTITUTIONAL**

COMMUNITY COLLEGE OF PHILADELPHIA

*In Brief*

**RESEARCH**

**CCP**

IN-BRIEF #42  
Wayne S. Obetz  
December 23, 1987

**A Proposed Model for Categorizing Successful  
and Non-successful Student Outcomes at CCP**

"PERMISSION TO REPRODUCE THIS  
MATERIAL HAS BEEN GRANTED BY

\_\_\_\_\_  
J. Grosset  
\_\_\_\_\_

TO THE EDUCATIONAL RESOURCES  
INFORMATION CENTER (ERIC) "

U S DEPARTMENT OF EDUCATION  
Office of Educational Research and Improvement  
EDUCATIONAL RESOURCES INFORMATION  
CENTER (ERIC)

This document has been reproduced as  
received from the person or organization  
originating it  
 Minor changes have been made to improve  
reproduction quality

\* Points of view or opinions stated in this docu-  
ment do not necessarily represent official  
OERI position or policy

JC 880 159



# INSTITUTIONAL

COMMUNITY COLLEGE OF PHILADELPHIA



# RESEARCH

CCP

IN-BRIEF #42  
Wayne S. Oretz  
December 23, 1987

## **A Proposed Model for Categorizing Successful and Non-successful Student Outcomes at CCP**

Community College serves a diverse population of students. Some come to work towards an Associate degree, some to gain transfer credit, others to take courses required by their professions, and still others to learn more about a selected topic with no degree nor vocational goals in mind. To apply any traditional measure of success, where success is defined as the attainment of a degree, would ignore the fact that many students never intended to earn a degree. Therefore it becomes necessary to construct a measure that adequately allows for both the diversity of student intentions at enrollment, and institutional baselines that will enable the separation of those who have achieved a satisfactory level of progress from those who have not. It is with this objective in mind that the following definitions of success and non-success are proposed.

For the purposes of these definitions, a "graduate" is anyone who has graduated, regardless of whether they are currently taking courses or not. A "dropout" is anyone who has taken courses in the past, has not graduated, is not currently enrolled, and will not re-enroll. A "stopout" is anyone who has taken courses in the past, has not graduated, is not currently

enrolled, but will re-enroll at some point in the future. A "withdrawing student" withdrew during the semester under investigation, and may or may not return in some subsequent semester. It is possible for a student to withdraw without receiving a GPA in a semester, provided that the withdraw takes place before the tenth week of courses begin. However, in order to be counted as a withdrawing student (as opposed to a stopout or dropout), the student must have attended classes through at least the third week of the semester.

Table 1  
Classification of Students by Graduate and Enrollment Statuses

<u>Status</u>	<u>Graduated?</u>	<u>Student enrolled?</u>		
		<u>Prior Semester(s)</u>	<u>Current Semester</u>	<u>Future Semester(s)</u>
Graduate	Yes	Yes		
Enrolled student	No		Yes	
Withdrawing student	No		Through Week 3	
Stopout	No	Yes	No	Yes
Dropout	No	Yes	No	No

Notes: Current semester refers to the semester under investigation. In this analysis, current semester refers to Spring 1987.

A blank in the table indicates that regardless of the student's enrollment for that semester, their status will remain the same.

Success Categories for Student Outcomes

Successful students

Graduates  
Dropped out with 30 or more credits and GPA 2.0 or greater

Probably successful students

Enrolled Full-time, Part-time, or in remedial program  
Withdrew with GPA 2.0 or greater  
Dropped out with less than 30 credits and GPA 2.0 or greater

Unsuccessful students

Dropped out with GPA less than 2.0  
Dropped out with no GPA  
Dropped for poor scholarship  
Dropped for poor progress

Probably unsuccessful students

Withdrew with GPA less than 2.0

Not classifiable


Stopped out  
Withdrew with no GPA

With the exception of the subcategory of those who have dropped out with a GPA of 2.0 or greater and less than 30 credits, the probably successful, probably unsuccessful and not classifiable categories can be seen as transitory classifications. The students in these three categories are still enrolled (or will re-enroll) and will eventually end up in the more determined categories. As for those with less than 30 credits and an acceptable GPA, it can be said of these students

that they have left the College in good academic standing. However, unlike those who have completed at least 30 credits, these students have not been enrolled long enough for the College to collect sufficient evidence that they are in fact successful. On balance, they appear to be somewhat successful and therefore are considered probably successful.

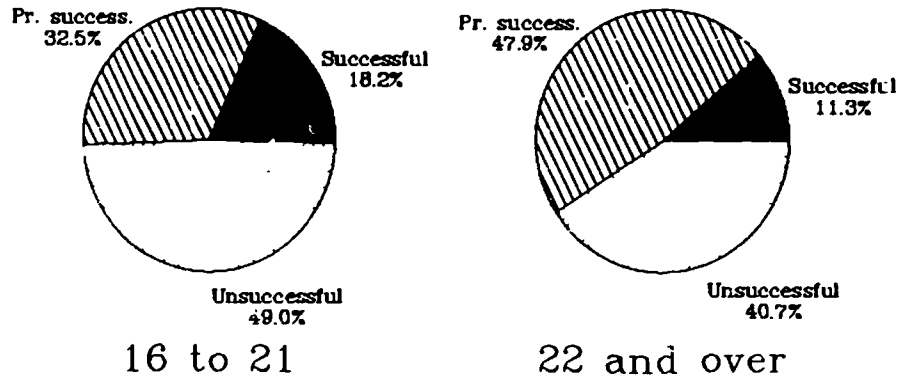
If the preceding definitions are accepted, then the results (as of Spring 1987) for the entering class of Fall 1983 can be represented as follows:

Outcome category, entered Fall 1983  
as of Spring 1987

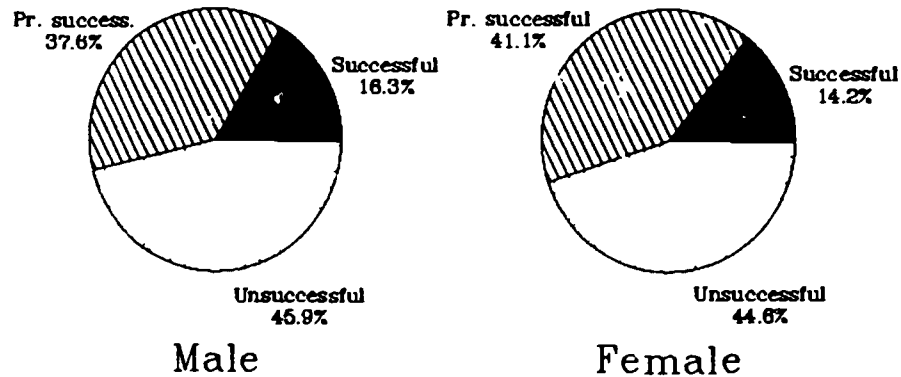


For the purposes of this graph, and all graphs following, the entering class is defined as those students who enrolled at the college for the first time in the Fall 1983 semester. Only those students who enrolled in credit courses at the Main Campus location are considered in the present analysis. In interpreting these graphs, it is useful to consult Table 1 attached to the end of this document. This table contains demographic information on the entering class analyzed here. Graphs show outcomes for all students for whom there was information available for the demographic variable being considered.

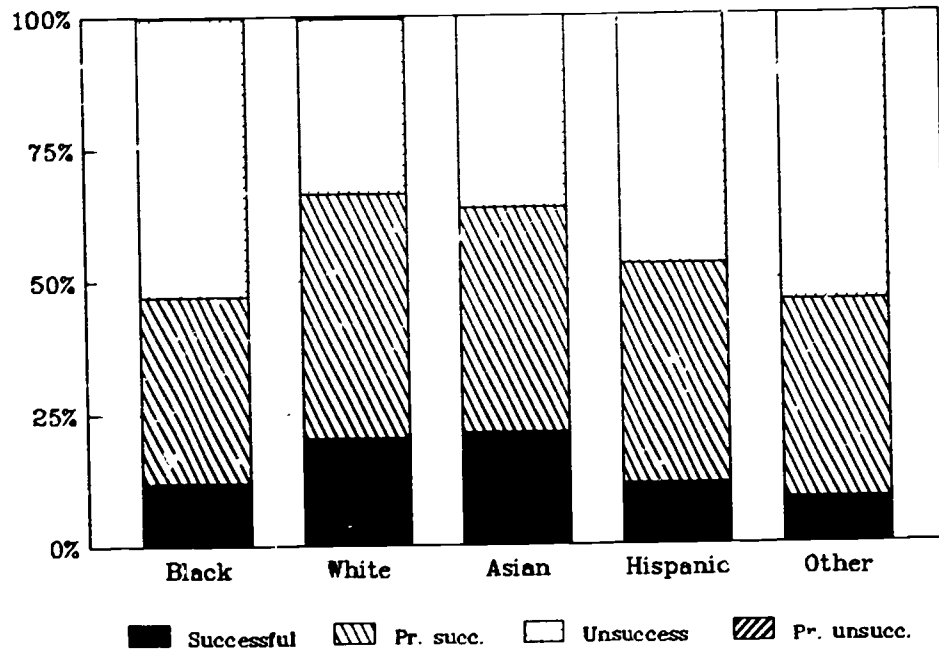
## Outcome category, entered Fall 1983 by age



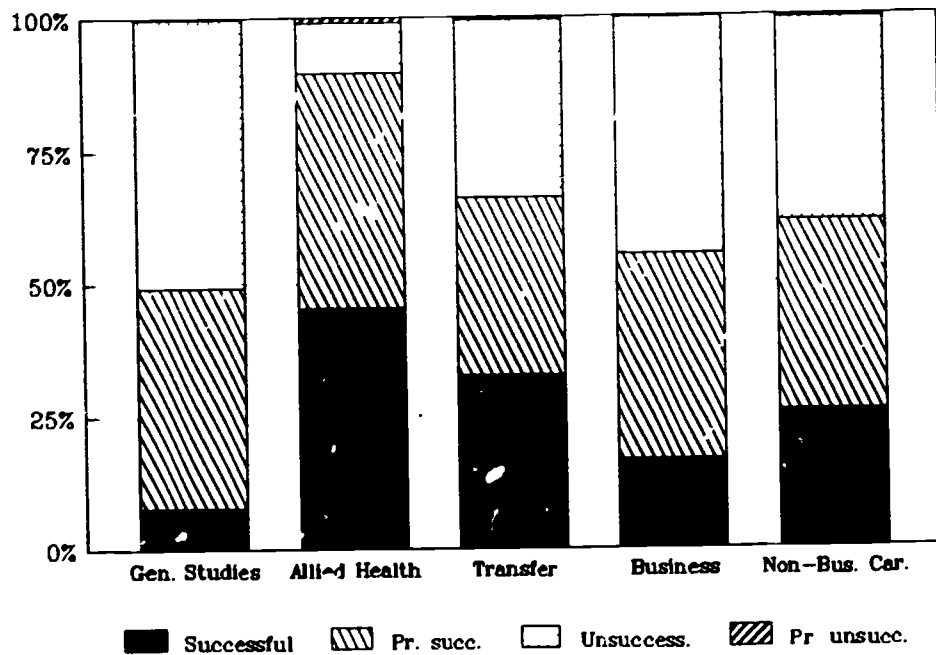
## Outcome category, entered Fall 1983 by sex



## Outcome category, entered Fall 1983 by race




## Outcome category, entered Fall 1983 by exiting curriculum cluster





# Outcome category, entered Fall 1983 by college-readiness at admission



Not college ready =  
P2 A,B,C; ASK; ACT 101

TABLE 1

=====

Distribution of age, sex, race, exiting curriculum cluster,  
and college-readiness at admission for the entering class of  
Fall 1983

	Count =====	Percent =====
<b>Age</b> =====		
16 to 21	1871	53.8%
22 and over	1606	46.2%
<b>Sex</b> =====		
Male	1398	40.2%
Female	2076	59.8%
<b>Race</b> =====		
Black	1681	48.3%
White	1150	33.0%
Asian	188	5.4%
Hispanic	181	5.2%
Other/Unknown	280	8.0%
<b>Exiting Curriculum</b> =====		
General Studies	1742	50.3%
Allied Health	108	3.1%
Transfer	184	5.3%
Business	1039	30.0%
Non-Bus. Career	387	11.2%
<b>College-readiness at admission</b> =====		
College ready	3006	86.4%
Not college ready	474	13.6%