

DOCUMENT RESUME

ED 281 708

RC 016 231

AUTHOR Poli, Bonnie; Fluker, Sam S.
TITLE Pesticide Safety for Farmworkers = Uso Seguro de Pesticidas para los Trabajadores del Campo.
INSTITUTION Florida Univ., Gainesville. Florida Cooperative Extension Service.
SPONS AGENCY Environmental Protection Agency, Washington, D.C. Office of Pesticide Programs.; Extension Service (DOA), Washington, D.C.
PUB DATE Apr 85
NOTE 29p.
AVAILABLE FROM Pesticide Farm Safety Staff (TS-757), Office of Pesticide Programs, U.S. Environmental Protection Agency, 401 M Street, S.W., Washington, DC 20460.
PUB TYPE Guides - Non-Classroom Use (055) -- Multilingual/Bilingual Materials (171)
LANGUAGE English; Spanish
EDRS PRICE MF01/PC02 Plus Postage.
DESCRIPTORS Accident Prevention; *Agricultural Laborers; Agricultural Personnel; *Agricultural Safety; First Aid; Migrant Workers; *Occupational Safety and Health; *Pesticides; Physical Environment; Physical Health; Poisoning; *Safety Education; Work Environment

ABSTRACT

A booklet for farmworkers and employers uses illustrations and simple text in English and Spanish to inform about the dangers, precautions, and use of pesticides. Topics covered include methods of pesticide absorption; signs/symptoms of pesticide poisoning; first aid; residues; appropriate work clothes; safe and unsafe pesticide practices; how to interpret information found on pesticide labels--brand name, meaning of the signal words danger/warning/caution, printed first aid directions, directions for use of pesticides and precautionary statements; re-entry periods; and worker protection standards. A list of addresses and telephone numbers for regional offices of the United States Environmental Protection Agency and toll-free number and address of the Agency's Pesticide Farm Safety Program are provided. (LFL)

* Reproductions supplied by EDRS are the best that can be made *
* from the original document. *



Pesticide Safety for Farmworkers

Uso Seguro de Pesticidas para los Trabajadores del Campo

ED281708



U.S. DEPARTMENT OF EDUCATION
Office of Educational Research and Improvement
EDUCATIONAL RESOURCES INFORMATION
CENTER (ERIC)

- This document has been reproduced as received from the person or organization originating it.
- Minor changes have been made to improve reproduction quality.

- Points of view or opinions stated in this document do not necessarily represent official OERI position or policy.

RC016231

ACKNOWLEDGEMENTS

This publication was funded by the U.S. Environment Protection Agency through an interagency agreement with the U.S. Department of Agriculture Extension Service and was produced by the Florida Cooperative Extension Service at the University of Florida in Gainesville, Florida. Use of this information should conform with U.S. EPA and USDA policy and procedures.

Authors: Bonnie Poli, Coordinator
Farmworker Pesticide Safety Program
Sam S. Fluker, Professor
Pesticide Information Coordinator

Illustrator: Jane Medley

RECONOCIMIENTOS

Los fondos para esta publicación vinieron de la Agencia para la Protección del Ambiente del gobierno federal de los Estados Unidos por medio de un acuerdo entre agencias con el Departamento de Servicio para la Extensión de la Agricultura; la publicación fue producida por el Servicio de Extensión Cooperativa de la Florida en la Universidad de la Florida en Gainesville, Florida. El uso de esta información cumple con la política y los procedimientos de la U.S. EPA y el USDA.

Autores: Bonnie Poli, Coordinadora
Programa para el Uso Seguro de Pesticidas
para los Trabajadores del Campo
Sam S. Fluker, Profesor
Coordinador de Información de Pesticidas

Diseño Gráfico: Jane Medley

PREFACE

This manual was developed as a supplemental guide to the Farmworkers Pesticide Safety Training slide-tape program. The manual provides basic pesticide safety information for farmworkers including: pesticide label information, protective clothing, recognizing signs and symptoms of pesticide poisoning and first aid information.

For additional copies of this manual or information on the Pesticide Safety slide-tape program contact:

Pesticide Farm Safety Staff (TS-757)
Office of Pesticide Programs
U.S. Environmental Protection Agency
401 M Street, S.W.
Washington, D.C. 20460
Telephone: (703) 557-7666

PREFACIO

Este manual se desarrolló como guía adicional al programa de diapositivos de Entrenamiento para el Uso Seguro de Pesticidas. El manual provee información básica para el uso seguro de pesticidas para los trabajadores del campo, incluyendo información sobre las etiquetas de los pesticidas, sobre la ropa protectora, sobre cómo reconocer las señas y los síntomas de envenenamiento por pesticidas y sobre los primeros auxilios.

Para adquirir copias adicionales de este manual o del programa de diapositivos escriba o llame a:

Pesticide Farm Safety Staff (TS-757)
Office of Pesticide Programs
U.S. Environmental Protection Agency
401 M Street, S.W.
Washington, D.C. 20460
Telephone: (703) 557-7666



Pesticides are used to kill pests. Because pesticides are poisonous, they can also injure and kill people. Understanding about pesticides and how they can harm you and others can help prevent pesticide accidents.

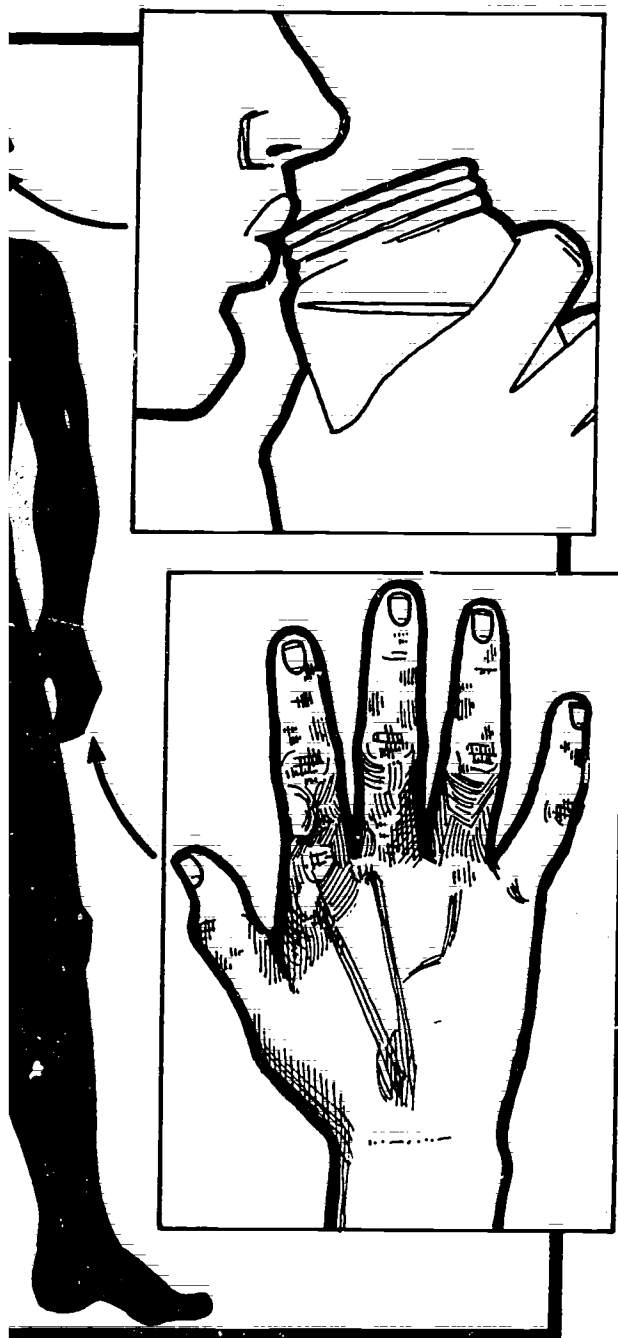
The following pages will cover safety rules and information which will help you be safe from pesticide accidents at work and at home.

Los pesticidas (venenos) se usan para matar a los insectos malos o dañinos, para las cosechas. También estos les pueden hacer daño a usted o matarle. Teniendo conocimientos acerca de los pesticidas y como ellos pueden hacerle daño a usted y a otras personas, usted puede evitar, o prevenir accidentes con ellos.

Las siguientes páginas cubrirán información de cómo seguir las reglas para estar seguro de que usted no tenga peligro cuando use los pesticidas (venenos) ya sea en su casa o en el trabajo.




Know the three paths poisons use to enter body. You can breathe in pesticide fumes or Your skin will absorb pesticides and you can dentally swallow pesticides.



...ca las tres (3) avenidas por donde los
...is pueden entrar en su cuerpo, o como su
... puede absorberlos. Usted puede inhalar el
... i en forma de gases o en pc'vo. Su piel
... puede absorverlo o usted puede tragar-
...ntalmente.

SIGNS AND SYMPTOMS OF PESTICIDE POISONING

SEÑALES DE ENVENENAMIENTO CON PESTICIDAS



The most common signs of poisoning are sleepiness, headache, dizziness, a lot of sweating, not seeing clearly, throwing up, muscle pain, stomach ache and cramps.

If you have been poisoned by a pesticide you will normally have three or more of the above signs. The signs will usually occur while you are at work or later that same day.

Las señales más comunes que usted puede reconocer en el envenenamiento de pesticida son las siguientes: si se siente con mucho sueño, tiene dolor de cabeza muy fuerte, se siente mareado, suda mucho, tiene la vista nublada, empieza a vomitar, tiene calambre y dolores musculares y dolor de estómago con calambres.

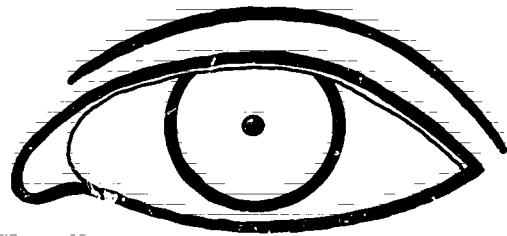
Si por casualidad usted se envenena con pesticida, normalmente usted tendrá tres (3) o más de las señales anteriormente mencionadas. Estas señales aparecerán cuando usted está en el trabajo o más tarde ese mismo día.

VERY SERIOUS SYMPTOMS

SINTOMAS PELIGROSOS



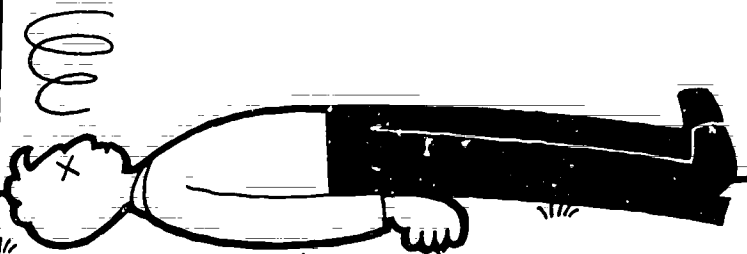
Trouble breathing
Dificultad en respirar



Pupil very small
Las pupilas pequeñas



Drooling from mouth and nose
Babeando



Passed out
Inconciente

Trouble breathing, drooling from the mouth and nose, the pupil in the center of the eye is very small and passing out are signs of a very serious poisoning, that could cause death. If a person has signs like these get medical help immediately.

Si Ud. no puede respirar bien, está babeando por la boca y la nariz, las pupilas en el medio de los ojos se ponen muy pequeñas y Ud. se desmaya, éstos son síntomas que pueden causar la muerte. Si Ud. ve a alguna persona con estos síntomas busque ayuda médica inmediatamente, ya sea en la oficina de un médico o el salón de emergencia en el hospital.

FIRST AID: WHAT TO DO IN CASE OF AN ACCIDENT

PRIMEROS AUXILIOS: QUE PUEDE HACER EN CASO DE UN ACCIDENTE



1
EXPOSED TO PESTICIDE SPRAY OR DRIFT. While at work you could be poisoned by getting pesticide on your skin. Pesticides could drift or accidentally be sprayed on you.



2
Stop pesticide poisoning by rinsing the pesticide off your skin and clothes. Use a nearby water supply such as a lake, field tank or irrigation ditch.



3
As soon as possible, take a shower with soap and water. Remember to shampoo your hair.



After showering, put on clean clothes and wash the sprayed clothes before wearing them again.

EXPUESTO AL ROCÍO O A LA CORRIENTE DEL PESTICIDA. Mientras está trabajando usted podría ser envenenado con el pesticida por la piel. Usted puede envenenarse con un rocío accidental o si le cae pesticida arrastrado por una corriente de viento.


Para detener el envenenamiento del pesticida, enjuáguese la piel y la ropa. Use cualquier agua cercana; por ejemplo, un lago, un tanque de campo, o una zanja de irrigación.

Tan pronto sea posible, báñese con jabón y agua.

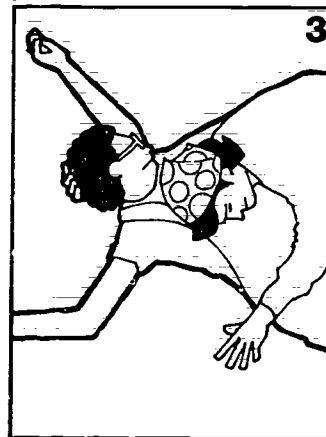
Después del baño, póngase ropa limpia y lave la ropa rociada con pesticida antes de usarla nuevamente.



1
OVERCOME BY PESTICIDE FUMES. Inhaling the fumes of some pesticides can cause pesticide poisoning.



2
If a person is overcome by pesticide fumes get the victim in fresh air. If you cannot do this in one breath, then you will need breathing equipment. Don't become the second victim.



3
Check the victim for breathing. If the victim is not breathing, give artificial respiration. If you are unable to give artificial respiration call the emergency medical service or find help.



If you gave artificial respiration the victim, call the doctor as soon as the victim is breathing easily again.

VÍCTIMA DE LOS VAPORES DEL PESTICIDA. Inhalar los vapores de algunos pesticidas puede causar envenenamiento.

Si una persona es apoderada por los vapores del pesticida, lleve a la víctima al aire libre. Si no puede hacer esto con un solo respiro, entonces necesitará el equipo respirador. No sea usted otra víctima.

Revisé la respiración de la víctima. Si no está respirando, debe aplicar respiración artificial. Si usted no puede aplicar respiración artificial, llame al servicio médico de emergencia.

Si usted ha aplicado respiración artificial, llame al médico tan pronto la víctima esté respirando fácilmente.



1
SWALLOWING A PESTICIDE. Swallowing a pesticide can cause poisoning or death. If a pesticide is swallowed, give the victim water to drink, if conscious. This will dilute the poison.

AL TRAGAR UN PESTICIDA. Tragar un pesticida puede causar envenenamiento o muerte. Si traga un pesticida, dele a la víctima agua para beber, si está conciente. Esto diluirá el veneno.




2
 If you have the label of the pesticide and can get to a telephone immediately, call the doctor. Generally the doctor will not be able to give directions over the phone unless he knows what has poisoned the victim.

Si tiene la etiqueta del pesticida y puede utilizar un teléfono inmediatamente, llame al médico. Generalmente el médico no podrá dar instrucciones por teléfono sin saber qué ha envenenado a la víctima.




3
 If you are unable to get medical help immediately, follow the first aid directions on the label. Then take the victim to an emergency medical facility. Some labels do not have first aid information, in this case, you can only take the victim to medical help.

Si no puede obtener ayuda médica inmediatamente siga las medidas de primeros auxilios en la etiqueta. Después lleve a la víctima a un centro médico de emergencia. Algunas etiquetas no indican medidas de primeros auxilios; en tal caso solamente se puede llevar a la víctima a ayuda médica.




1
PESTICIDES IN YOUR EYES. Eye damage can happen in a few minutes from some types of pesticide. Eye membranes absorb pesticides faster than any other part of the body.

PESTICIDAS EN LOS OJOS. Algunos pesticidas pueden causar daño a los ojos en solamente pocos minutos. Las membranas de los ojos absorben los pesticidas más rápidamente que ninguna otra parte del cuerpo.



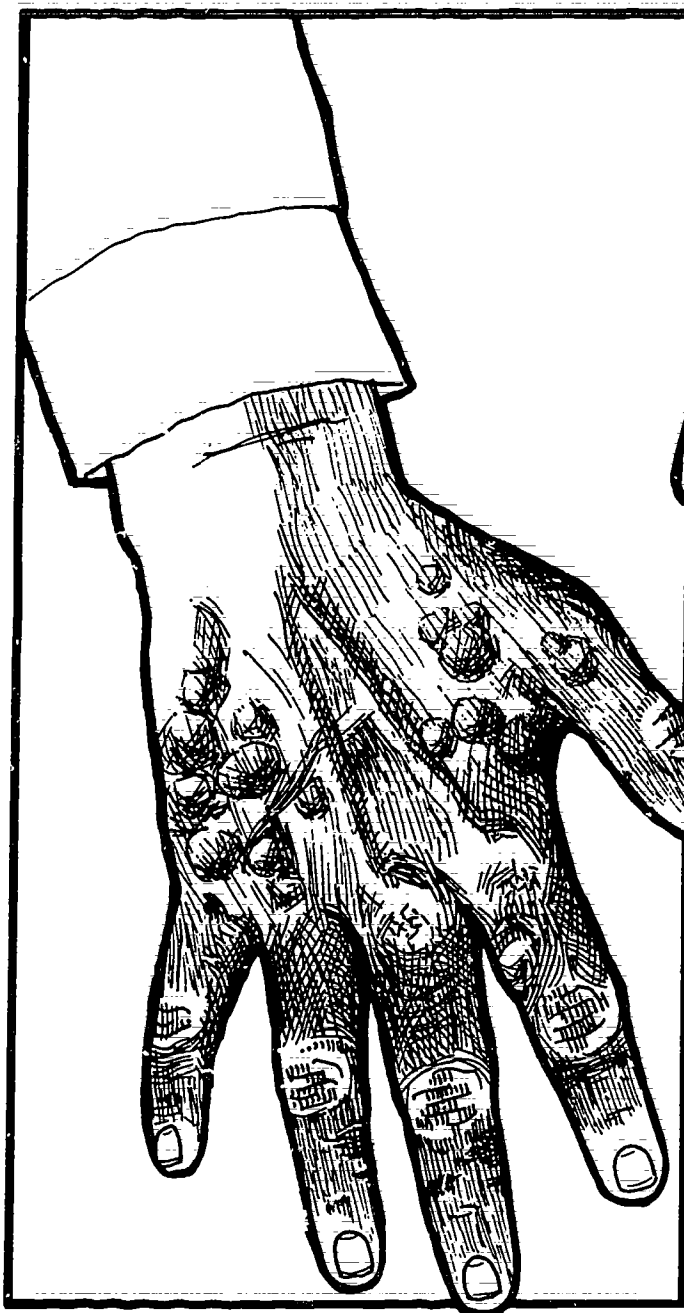
2
 Rinse your eyes immediately with clean water or an eye wash from a first aid kit for 15 minutes. Never use eye drops such as Visine or Murine.

Enjuague los ojos inmediatamente con agua limpia o con un enjuague de un estuche de primeros auxilios por 15 minutos. Nunca use gotas para los ojos como Visine or Murine.



3
 Go see a doctor if eye irritation occurs.

Vea a un médico si tiene irritación en el ojo.



Some pesticides can cause skin rashes or burn your skin. Your skin could become red, itch and water blisters may form. Eye redness and soreness can be caused by splashing a pesticide in your eye or rubbing your eyes with a sleeve or hand that has pesticide on it.

Skin rashes and eye irritation can become serious injuries and should be treated by a doctor.

Algunos pesticidas causan erupción de la piel, o queman su piel. La piel se le puede poner roja, le puede dar mucha picazón, o se le pueden formar ampollas de agua. Los ojos se les pueden poner rojo si le cae el pesticida en los ojos o si Ud. se pasa las manos o la manga que tienen pesticidas por los ojos.

La erupción de la piel, o la irritación de los ojos puede ser muy seria, por eso Ud. debe de irse a tratar con un médico inmediatamente.





If you have signs of pesticide poisoning, you should get medical help. Take the pesticide label or name on the label to the doctor, health clinic or emergency room.

Si Ud. tiene algunos de los síntomas de estar envenenado con algún pesticida, Ud. debe buscar ayuda médica enseguida. Lleve la etiqueta o el nombre del pesticida al médico a la clínica o al solón de emergencia.

RESIDUES

RESIDUOS




Pesticide residues are small amounts of pesticide that can remain in fields after the fields have been treated with a pesticide. Pesticide residues can be on plants, in soil and sometimes on irrigation systems used to apply pesticides.

Los residuos de los pesticidas son cantidades muy pequeñas de pesticidas que pueden permanecer en el campo después que el campo ha sido rociado con los pesticidas. Residuos de pesticidas se pueden encontrar en las plantas, en las frutas, en los vegetales, en la tierra y algunas veces estas partículas se encuentran en el sistema de irrigación.

WORK CLOTHES

ROPA DE TRABAJO




Pesticide residues can not always be seen so you should cover as much of your skin as possible. This will help prevent skin rashes or poisoning. Wear long sleeve shirts and long legged pants, a hat and cover your feet with socks and shoes or boots, and gloves that can be properly cleaned.

Los residuos de los pesticidas no siempre se pueden ver, así que Ud. debe de protegerse con ropa apropiada para el trabajo. Esto le ayudará a prevenir erupción en la piel. Cubra todas las partes de su piel que Ud. pueda. Esté seguro de usar camisa de mangas largas y pantalones largos, un sombrero y cúbrase los pies con calcetines, zapatos o botas, y guantes que se puedan limpiar apropiadamente.

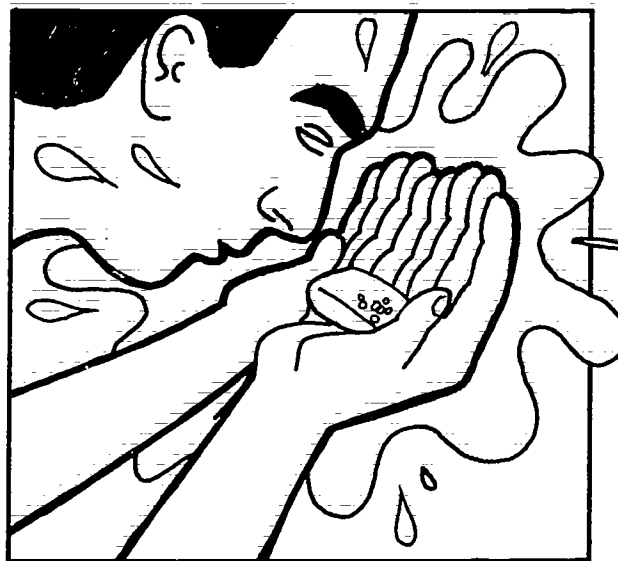
DO'S: SAFE PESTICIDE PRACTICES

HAGA LO SIGUIENTE



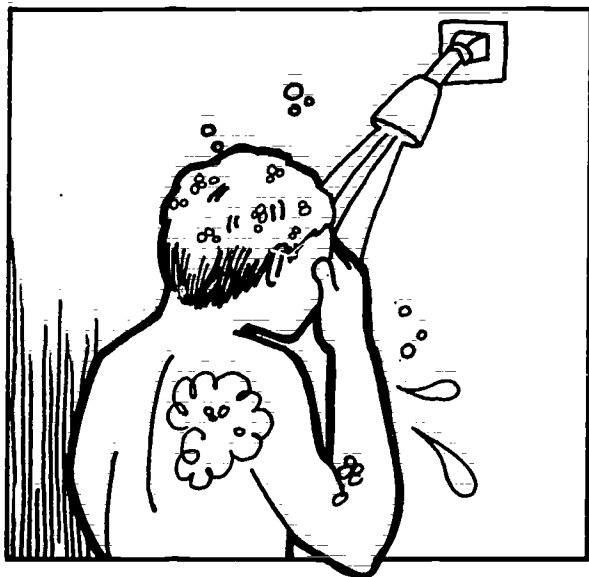
Cover your skin when working—long sleeves, pants, hat, socks & shoes or boots, and gloves that can be properly cleaned.

Esté seguro que toda su piel esté cubierta cuando Ud. esté trabajando—use camisa de mangas largas, pantalones, calcetines, y zapotas o botas, y guantes que se puedan limpiar apropiadamente.




Wash hands and face with soap and water before eating, drinking, smoking or going to the bathroom.

Lávese las manos y la cara con jabón y agua antes de beber, comer, fumar o ir al baño.




Wash with soap and water and shampoo your hair after work each day.

Lávese el pelo, y la cabeza con jabón, agua y champú, cada día después del trabajo.




Wash fruits and vegetables from the field before eating.

Lave las frutas y vegetales del campo antes de comerlas.



Cover your children's skin if they are with you at work.

Vista a sus hijos de manera que toda su piel esté cubierta si Ud. los lleva al campo para trabajar o para que estén con usted.



Put pesticides up, in an area safe from children.

Ponga todos los pesticidas, en un lugar alto y seguro, donde los niños no puedan alcanzarlos.



Wash your work clothes with detergent and hot water before wearing them again.

Lave su ropa de trabajo con detergente y agua caliente antes de usar la por segunda vez.



Wash your clothes separately from other laundry.

Lave su ropa de trabajo separadamente (no con su otra ropa).



Wash your hands and arms after putting work clothes into the washing machine.

Lávese las manos y los brazos después de poner la ropa de trabajo en la lavadora.

DONT'S: UNSAFE PESTICIDE PRACTICES

NO HAGA ESTO



Don't enter a field to work that has been posted with a re-entry sign.

No entre en un campo que esté marcado con una señal ("re-entry").



Don't smoke when working in treated fields or handling pesticides.

No fume cuando Ud. esté trabajando en un campo que ha sido tratado con pesticida.



Do not use water in drainage ditches or any irrigation system for drinking or washing food. The water could have pesticides in it.

No use agua de ningún canal o sistema de irrigación para tomar, o para lavar algún alimento, el agua puede contener pesticida.




Don't work in a field if pesticide is falling on you, leave the field.

No trabaje en un campo si lo están rociando con pesticida, salga del campo inmediatamente.



Don't carry lunch and drinks into a sprayed field.

No lleve el almuerzo, o ninguna otra cosa de comer o de tomar a un campo que ha sido rociado con pesticida.



Do not put pesticides in unmarked containers or food and drink bottles or jars.

No ponga pesticida en un envase, o una botella que no esté marcada con su nombre ni ponga comida ni algo de tomar en vasijas que no estén marcadas.



Never take pesticide containers home for use around the house. They are unsafe.

Nunca lleve los envases vacíos de pesticida para usarlos en su casa. Esto es muy peligroso.



Don't burn pesticide bags for fuel. They can give off poisonous fumes.

No quemar los sacos de pesticidas para combustible. Al quemarse dan gases que son venenosos.

THE LABEL LA ETIQUETA

PESTICIDE

DIRECTIONS FOR USE
It is a violation of Federal law to use this product in a manner inconsistent with its labeling.

READ ENTIRE LABEL. USE STRICTLY IN ACCORDANCE WITH DANGER STATEMENTS AND DIRECTIONS, AND WITH APPLICABLE STATE AND FEDERAL REGULATIONS.

NOTE: Do Not Use Around Home Gardens, Schools, Recreational Parks or Playgrounds.

Refer to Supplemental Pamphlet for Use Directions Under the Label.

WORKER SAFETY RULES

Avoid accidents. Follow these pesticide Safety rules when:

WASH SPLASHES from skin and eyes immediately.

REMOVE and wash contaminated clothing.

WASH before eating, smoking and drinking.

CONCENTRATE/MIXING

Wear full face shield, rubber gloves and apron.

SPRAY APPLICATION

Avoid working in spray mist. If there is risk, wear respirator capable of filtering spray droplets.

Wear waterproof footwear and clothing.



This section will help you understand what information is on a pesticide label. The label tells how to use the pesticide safely and correctly. It is a written law for the pesticide.

Esta parte le ayudará a Ud. a aprender el tipo de información que se halla en cualquier pesticida. La etiqueta le muestra la manera de usar cuidadosamente el pesticida. Es la ley escrita para cada

BRAND X

Wettable 25

(INSECTICIDE)

Active Ingredient
Lindane—
Gamma Isomer of Benzene Hexachloride
Inert Ingredients

By Wt.
25%
75%

WARNING: KEEP OUT OF REACH OF CHILDREN.

READ ENTIRE LABEL. USE STRICTLY IN ACCORDANCE WITH WARNINGS AND DIRECTIONS, AND WITH APPLICABLE STATE AND FEDERAL REGULATIONS.

KEEP PESTICIDE IN ORIGINAL CONTAINER. DO NOT PUT CONCENTRATE OR DILUTE INTO FOOD OR DRINK CONTAINERS.

BURN BAG IMMEDIATELY WHEN EMPTY. STAY OUT OF SMOKE OR FOR DRUGS. WASH AND DESTROY CONTAINER WHEN EMPTY. NEVER REUSE.

FOR AGRICULTURAL USE ONLY OR FOR SALE TO, USE, AND STORAGE BY SERVICE PERSONS ONLY. DO NOT STORE IN AREAS ACCESSIBLE TO CHILDREN.

APPLES: Aphids—1 lb. in 100 gals. water (300 to 400 gals. spray per acre). Concentrate Sprayer—3 to 4 lbs. per acre in water to cover. Treat under leaves also. Do not apply within 60 days of harvest.

CABBAGE, BROCCOLI, BRUSSELS SPROUTS, CAULIFLOWER, KALE, COL- LARDS: Aphids, Flea Beetle, Caterpillars, Thrips, Looper—1/2 lb. in 100 gals. water (200 gals. spray per acre). Do not apply after the edible parts start to form. Cabbage Maggots—4 lbs. per acre in water to cover. Apply to soil around base of plants.

CELERY: Aphids, Thrips, Tarnished Plant Bugs, Certain types of Lepidopterous Larvae, Climbing Cutworms—1/2 lb. in 100 gals. water (200 gals. diluted spray per acre). Do not apply after the celery is half-grown or after it begins to bunch.

CUCUMBERS, MELONS, SQUASH, SUMMER SQUASH, PUMPKINS: Cucumber Beetles, Thrips—1/2 lb. in 100 gals. water (200 gals. spray per acre). Treat under leaves also. Squash Bugs, Leaf Miners, Grasshoppers, Lygus Bugs, Aphids, Melon Worms, Pickle Worms—1 lb. in 100 gals. water (200 gals. spray per acre). Late treatment of melons and squash may result in reduction of quality of harvest. Do not apply to Cucumbers, Squash and Summer Squash within 1 day of harvest. Remove excess residues.

ONIONS AND DAFFODIL BULBS: Wireworms—Dust dry bulbs at time of harvest and then spray with 2 oz. to each 100 lbs. bulbs for temporary protection (bulbs) at recommended

ONIONS: Thrips—1 lb. per 100 gals. water (200 gals. spray per acre). First application when thrips average 5 to 8 per plant. Repeat in 5 to 6 days. A third application may be necessary. Do not use on green or spring onions. Onion Maggot—4 lbs. per acre in water to cover. Apply to soil around base of plants when plants are 2 to 3 inches tall. Repeat at 10 day intervals.

PEPPERS: Aphids, Leaf Miners—1/2 lb. in 100 gals. water (200 gals. spray per acre). Armyworms—2.4 lbs. per acre in water to cover. Do not apply after the edible parts start to form.

SOIL INSECTS: Wireworms, Cutworms, White Grubs, Diabrotica Larvae, certain other soil insects on Celery, Cucumbers, Cabbage, Broccoli, sets) Sprouts, Cauliflower, Strawberries, Kale, Lettuce, Melons, Pump- Spinach, Tomatoes, Mint (Post harvest in fall prior to winter period). Plant Treatment—1 to 2 lbs. per acre. Apply as spray or dust direct soil. Disc as soon as practicable to give thorough distribution in 4 to 6 inches of soil. Can be mixed with acid or neutral fertilizer applied with fertilizer drill. Do not apply to root crops (except potato) within 1 year. Do not use in soil to be planted to potatoes within 2 per acre). Use only in seedling stage.




DO NOT TAKE INTERNALLY
DO NOT INHALE
DO NOT GET ON SKIN

WARNING: May Be Fatal if Swallowed. Avoid contact with skin. May Be Absorbed Through Skin. Avoid contact with eyes. Wash thoroughly after handling. Call (415) 231-1111 for more information. Do not apply to feed or food. Do not c

When you first look at a label you will see the Brand Name. It is important to know the name of the pesticide in case you or someone else is poisoned by the pesticide. You should take the label or the BRAND NAME to the doctor.

Quando usted mira la etiqueta lo primero que verá es el nombre del pesticida. Es muy importante saber el nombre del pesticida, en caso que usted o alguna otra persona se envenene con el pesticida. Ud. debe llevar la etiqueta o el nombre del pesticida al médico.



DANGER PELIGRO
WARNING AVISO
CAUTION PRECAUCION

One of these words **DANGER**, **WARNING**, or **CAUTION** will be on the front of the pesticide label. They are called signal words because they signal to you how poisonous a pesticide is if swallowed, inhaled or absorbed into your skin.

Una de estas palabras se encontrarán en la etiqueta del pesticida: **PELIGRO**, **AVISO**, **PRECAUCION**. Estas son palabras señales porque nos indican la cantidad de veneno que contiene el pesticida, si usted se lo traga, lo inhala al respirar o lo absorbe por la piel.

DANGER PELIGRO



POISON-DANGER ☠



DANGER

CAN KILL IF SWALLOWED
HARMFUL TO THE EYES AND SKIN

NEVER PUT INTO FOOD, DRINK OR OTHER CONTAINERS



DANGER CAN KILL IF SWALLOWED
KEEP OUT OF REACH OF CHILDREN
DO NOT USE OR STORE IN OR AROUND THE HOME

The signal word **DANGER** is used on highly poisonous pesticides. It would take only a few drops to one teaspoon to kill an adult. When **DANGER** is used, there will also be a skull and crossbones on the label and the word **POISON** printed in red.

La palabra señal **PELIGRO** se usa con el pesticida que le puede hacer más daño a Ud. Solamente algunas gotas o una cucharadita puede matar a un adulto. Cuando la palabra **PELIGRO** se usa, también tendrá una carabela con los huesos cruzados en la etiqueta y la palabra **VENENO** escrita con tinta roja.

STOP DO NOT TAKE INTERNALLY DO NOT INHALE DO NOT GET ON SKIN

WARNING: This product is moderately poisonous. It would take between one and three teaspoons to kill an adult. Pesticides that are less poisonous are marked with CAUTION. These pesticides are still poisonous though, as little as one ounce to one pint could kill an adult.

CAUTION KEEP OUT OF REACH OF CHILDREN

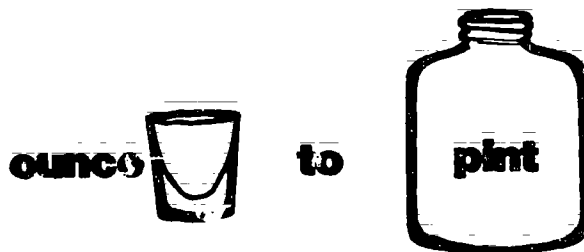

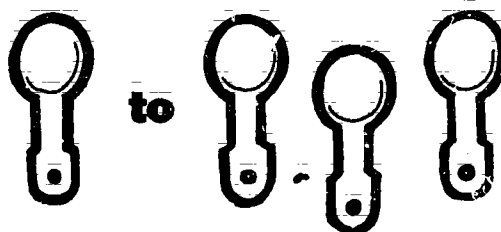
CAUSES SKIN AND EYE IRRITATION. MAY BE HARMFUL IF SWALLOWED OR INHALED.

Avoid contact with skin, eyes or clothing. Avoid breathing dust. Use with adequate ventilation. Wash thoroughly after handling. Do not store near food or feed.

FIRST AID: In case of eye contact immediately flush eyes with plenty of water for at least 15 minutes. Call a physician. Wash skin with soap and water.

STORE IN COOL, DRY PLACE — PROTECT FROM EXCESSIVE HEAT.


WARNING AVISO



CAUTION PRECAUCION

WARNING is the signal word used for pesticides that are moderately poisonous. It would take between one and three teaspoons to kill an adult. Pesticides that are less poisonous are marked with **CAUTION**. These pesticides are still poisonous though, as little as one ounce to one pint could kill an adult.

AVISO es la palabra señal que se usa para los pesticidas que tienen veneno moderadamente. Un adulto tendría que tomarse de una (1) a tres (3) cucharaditas para morir. Pesticidas que son menos venenosos están marcados con las palabras **PRECAUCION**. Estos pesticidas aún son venenosos porque una cantidad pequeña como de una onza a una pinta puede matar a un adulto.



Most pesticide labels will have first aid directions to follow in case of an accident. If an accident should happen get medical help immediately. If medical help is not available follow the first aid directions on the label.

La mayoría de las etiquetas tendrán instrucciones para dar primeros auxilios en caso que Ud. tenga un accidente. Si ocurre algún accidente busque ayuda medica inmediatamente. Si Ud. no puede obtener ayuda médica inmediatamente, siga la dirección de los primeros auxilios hasta que pueda llegar a un médico.

DIRECTIONS FOR USE

It is a violation of Federal law to use this product in a manner inconsistent with this labeling.

DO NOT USE IN UNDIUTED FORM.

Use a knife to slit open the package containing this material. Hold the cut end of the bag closed while introducing the bag into the tank or slurry bucket to minimize the amount of powder. Do not shake bag until it is deep within the tank or until bucket and then emptied into the tank. This procedure dumps the dry material into the tank or onto a screen into the tank.

Avoid use of this material in combination with strongly such as Bordeaux, Lime Sulfur or Hydrated Lime. **INTERVAL BETWEEN LAST APPLICATION AND HARVEST BY NUMBER IN [] FOLLOWING CROP:**

Apples (14): Mites — Use 1 pound per 100 gallons of water applications at 7 to 10 day intervals. Make first application when aphids first appear. Aphids — Use 1 pound per 100 gallons of water. Plum Curculio — Use 1 to 1½ pounds per 100 gallons of water in the calyx and first cover spray for Mealybugs — Use 1 to 1½ pounds per 100 gallons of water in the calyx and first cover spray for applications when necessary. Bud Moth — Use 1 lb. per 100 gallons of water in an application ahead of bloom where bud damage, one or more additional applications may be required when the first damage appears. Redbanded Leafroller — Use 2 lbs. per 100 gallons of water in 2 or 3 cover sprays calyx and 10 days later for control of first brood larvae. use 2 pounds per 100 gallons in 2 or 3 cover sprays present.

CAUTION: For greater safety the use of as low dose as advised. Slow drying weather increases the danger of being reported on Jonathans. Applications of this product to fruit and foliage of McIntosh and related varieties.

Broccoli (7), Brussels Sprouts (7), Cabbage (1), Aphids, Diamondback Moth Larvae, Imported Cabbageworms, Armyworms — Use 2 to 3 pounds per acre cover. Begin when insects first appear, and repeat.

Carrots (15): Leafminer, Leafhoppers, Vegetable V. Aphids, in sufficient water to cover. Aphids, in sufficient water to cover. Aphids, in sufficient water to cover.

Citrus (14): Including Grapefruit, Lemons, Limes, Tangerines, Florida Red and Purple Scale, Mealybugs, Citrus Scale — Use 2 pounds per 100 gallons of water per acre and repeat as needed. Do not apply within 30 days of harvest.

Peaches (Except California) (14), Plums (14) Curculio — Use 1½ to 2 pounds per 100 gallons of water per acre throughout the period when overwintered insects are active. Oriental Fruit Moth — Use 1 pound per 100 gallons of water per acre throughout the period when overwintered insects are active.

PRECAUTIONARY STATEMENTS

HAZARDS TO HUMANS AND DOMESTIC ANIMALS

DANGER

Fatal if inhaled or absorbed through the skin. Corrosive to the eye. May be fatal if swallowed. Causes skin irritation. Do not breathe vapor. Get on skin or eye. In case of contact wash immediately with soap and water. Wear a pesticide respirator jointly approved by the Mining Enforcement and Safety Administration (formerly the U.S. Bureau of Mines) and by the National Institute for Occupational Safety and Health under the provisions of 30 CFR Part 11. Wash hands, arms and face thoroughly with soap and water before eating, drinking or smoking. Wash all contaminated clothing with soap and hot water before reuse.

Environmental Hazards

This product is toxic to fish and wildlife. Keep out of lakes, streams or ponds. Do not contaminate water by cleaning of equipment or disposal of wastes.

Physical or Chemical Hazards

COMBUSTIBLE MIXTURE. KEEP AWAY FROM HEAT OR OPEN FLAME. Do not reuse container. Destroy and bury with waste away from water supplies.

This product is an insecticide concentrate for formulating use. Consult manufacturer for formulation information and technical bulletins. Formulators are responsible for providing data to support their registration.

This product has a tendency to congeal at temperatures around the freezing point. If the material has been exposed to cold, warm it to room temperature and thoroughly agitate before using. If possible, store in a heated place (40°F. minimum).

The chemical composition and insecticidal properties of are not affected in any way by cold. Finished insecticides based on remain in complete solution and are not affected by low temperatures.


NOTICE: Seller warrants that the product conforms to its chemical description and is reasonably fit for the purpose stated on the label when used in accordance with directions under normal conditions of use, but neither this warranty nor any other warranty of merchantability or fitness for a particular purpose, express or implied, extends to the use, storage or handling of this product in a manner other than as directed by label instructions, or under abnormal conditions, or under conditions not reasonably foreseeable to seller, and buyer assumes the risk of any such use. These risks include, but are not limited to damage of plants, crops and animals to which the material is applied, failure to control pests, damage caused by drift to other plants or crops, and personal injury.

All labels have a DIRECTIONS FOR USE section that tells you how to mix and apply the pesticide safely. This section also tells you what crops, animals or areas the pesticide can be used on safely. The PRECAUTIONARY STATEMENT section on the label gives safety information to help prevent accidents to yourself, others and damage to the environment.

Todas las etiquetas tienen DIRECCIONES para el uso de los pesticidas, y tienen instrucciones para mezclar y aplicar los pesticidas cuidadosamente. Esta sección también le indica en qué tipo de cosechas, en qué clase de animales o en qué áreas puede usarse el pesticida sin peligros. La FRASE DE PRECAUCION que se encuentra en la etiqueta le da a Ud. información para seguir correctamente el uso del pesticida sin peligro, o prevenir accidentes o dañar al medio ambiente.

ENTRY PERIOD

TIEMPO DE REINGRESO




Pesticides are very poisonous when they are applied to a crop. A certain amount of time must pass before it is safe to go into the field. This time is called the re-entry period. You must be given a written or spoken warning not to enter the field without special protective clothing until the re-entry period is up. If you must enter the field during the re-entry period is up, it is recommended that you wear the same amount of protective clothing and equipment that the pesticide ground label requires to wear.

Inmediatamente después de aplicar un pesticida a cualquier cosecha ésta es muy venenosa. Hay que dejar pasar algún tiempo antes de entrar al campo otra vez. Este período que hay que esperar se llama período de re-entrar (re-entry). Hay que darle a Ud. permiso por escrito o verbalmente antes de poder entrar en el campo otra vez, a no ser que lleve Ud. ropa protectora o que se haya vencido el tiempo necesario para volver a entrar después que el campo haya sido rociado. Si por necesidad Ud. tiene que entrar al campo antes de que el tiempo de re-entrar se haya vencido se recomienda que Ud. se ponga el mismo tipo de ropa y que use el mismo equipo que se le requiere a la persona que hace la aplicación del pesticida en tierra.

WORKER PROTECTION STANDARDS

LAS REGLAS PARA LA PROTECCIÓN DE TODOS LOS TRABAJADORES



You are to be given a written or spoken warning, by word or posted, of pesticide dangers when fields are to be treated or have already been treated.

Se le tiene que dar a Ud. aviso por escrito u oralmente de los peligros de los pesticidas, si un campo ha sido tratado o rociado o si se va a hacer en el futuro.



You should not enter a treated field unless the pesticide dust has settled or the plants are dry from the spray, or unless you are wearing protective clothing and equipment.

Ud. no debe entrar en un campo que ha sido rociado con pesticidas a no ser que el polvo ya se haya pegado a las plantas y que estén secas del rocío a no ser que Ud. lleve ropa protectora.



You should not enter a field before the safe re-entry time without protective clothing.

Ud. no debe entrar en un campo que se haya rociado antes de que la señal de re-entrar ya esté puesta, a no ser que Ud. tenga puesta su ropa protectora.



You are not to be in a field that is being sprayed or where pesticide can drift on you.

Usted no debe estar en un campo que se esté rociando o en un lugar donde el viento lleve el pesticida.

The United States Government through a federal law has directed the Environmental Protection Agency to set standards for pesticide handling and use. The pictures on the opposite page explain standards which have been set for all farmworkers.

If you would like more information on pesticide safety, health effects, labels and use of pesticides:

CALL TOLL FREE 1-800-858-7378
or contact:

PESTICIDE FARM SAFETY PROGRAM, (TS-757)
OFFICE OF PESTICIDE PROGRAMS
U.S. ENVIRONMENTAL PROTECTION AGENCY
401 M STREET, S.W.
WASHINGTON, D.C. 20460
(703) 557-7666

El gobierno de Los Estados Unidos a través de una ley Federal ha dirigido a la Agencia de la protección del medio ambiente a que ponga standards para el uso y el manejo de los pesticidas. La fotos que se les enseñaron anteriormente explican los standards que han sido fijados para todos los trabajadores.

Si Ud. desea más información acerca del uso seguro de los pesticidas, los efectos que tienen en la salud, y las etiquetas, Ud. puede llamar a este teléfono gratis: 1-800-858-7378.

EPA REGIONAL OFFICES

Region 1 (MA, CT, RI, NH, VT, ME)
Environmental Protection Agency
John F. Kennedy Federal Building
Boston, Massachusetts 02203

Office of Public Affairs
(617) 223-7223

Pesticides Office
(617) 223-5126

Region 2 (NY, NJ, PR, VI)
Environmental Protection Agency
Woodbridge Avenue
Edison, New Jersey 08837

Office of Public Affairs
(212) 264-2515

Pesticides Office
(201) 321-6769

Region 3 (PA, MD, VA, WV, DE)
Environmental Protection Agency
Curtis Building, 6th and Walnut Streets
Philadelphia, Pennsylvania 19106

Office of Public Affairs
(215) 597-9370

Pesticides Office
(215) 597-9869

Region 4 (GA, NC, SC, AL, MS, KY, FL, TN)
Environmental Protection Agency
345 Courtland Street, N.E.
Atlanta, Georgia 30365

Office of Public Affairs
(404) 881-2013

Pesticides Office
(404) 881-3222

Region 5 (IL, MI, MN, IN, OH, WI)
Environmental Protection Agency
230 South Dearborn Street
Chicago, Illinois 60604

Office of Public Affairs
(312) 353-2072

Pesticides Office
(312) 353-2192

Region 6 (TX, OK, AR, LA, NM)
Environmental Protection Agency
1201 Elm Street
Dallas, Texas 75270

Office of Public Affairs
(214) 767-2630

Pesticides Office
(214) 767-2734

Region 7 (MO, KS, IA, NB)
Environmental Protection Agency
726 Minnesota Avenue
Kansas City, Missouri 65101

Office of Public Affairs
(816) 374-5894

Pesticides Office
(816) 374-3036

Region 8 (CO, MT, ND, SD, UT, WY)
Environmental Protection Agency
999 18th Street
Suite 1300

Denver, Colorado 80202

Office of Public Affairs
(303) 844-5927

Pesticides Office
(303) 844-3926

Region 9 (CA, NV, AZ, HI, GU)
Environmental Protection Agency
215 Fremont Street
San Francisco, California 94105

Office of Public Affairs
(415) 974-8083

Pesticides Office
(415) 974-8119

Region 10 (WA, OR, ID, AK)
Environmental Protection Agency
1200 Sixth Avenue
Seattle, Washington 98101

Office of Public Affairs
(206) 442-1465

Pesticides Office
(206) 442-1091



United States
Environmental Protection
Agency TS-757C
Washington, DC 20460

Official Business
Penalty for Private Use
\$300