

DOCUMENT RESUME

ED 274 713

TM 860 592

AUTHOR Jones, Calvin; And Others
TITLE Postsecondary Education Transcript Study Data File User's Manual. National Longitudinal Study of the High School Class of 1972.
INSTITUTION National Opinion Research Center, Chicago, Ill.
SPONS AGENCY Center for Statistics (OERI/ED), Washington, DC.
REPORT NO CS-86-221
PUB DATE Aug 86
CONTRACT OE-300-83-0288
NOTE 525p.
AVAILABLE FROM Superintendent of Documents, U.S. Government Printing Office, Washington, D.C. 20402.
PUB TYPE Guides - Non-Classroom Use (055)

EDRS PRICE MF02/PC21 Plus Postage.
DESCRIPTORS *Academic Records; Cohort Analysis; *Databases; *Data Collection; Educational Research; Graduate Surveys; *Longitudinal Studies; *National Surveys; Postsecondary Education
IDENTIFIERS *National Longitudinal Study High School Class 1972

ABSTRACT

The purpose of this user's manual is to document the procedures used to collect and process postsecondary school transcripts for members of the National Longitudinal Study of the High School Class of 1972 who had attended any postsecondary institutions since leaving high school. In addition, this manual will provide researchers with the technical information necessary for using the public release data files containing transcript and other data. The five chapters include: (1) introduction to the longitudinal studies program; (2) summary of the procedures used to collect transcripts; (3) description of the Computer Assisted Data Entry program; (4) basic technical information required for use of data files; and (5) description of the procedures used to construct sampling weights for use in computing population estimates. A codebook offers reproductions of records for these levels: student, transcript, term, and course. The appendices include a list of schools, postsecondary school codes in numerical and alphabetical order, course subject codes in numerical order, data file record layout, and frequency distributions for student-level, transcript-level, term-level, and course-level variables. (JAZ)

 * Reproductions supplied by EDRS are the best that can be made *
 * from the original document. *

ED274713

Contractor Report

**National Longitudinal Study of the High School
Class of 1972**

**Postsecondary Education Transcript Study
Data File User's Manual**



OERI

*Office of Educational
Research and Improvement
U.S. Department of Education
Center for Statistics*

U.S. DEPARTMENT OF EDUCATION
Office of Educational Research and Improvement
EDUCATIONAL RESOURCES INFORMATION
CENTER (ERIC)

This document has been reproduced as
received from the person or organization
originating it.

Minor changes have been made to improve
reproduction quality.

• Points of view or opinions stated in this docu-
ment do not necessarily represent official
OERI position or policy.

BEST COPY AVAILABLE

TM 860 592

**National Longitudinal Study of the High School
Class of 1972**

**Postsecondary Education Transcript Study
Data File User' Manual**

National Opinion Research Center
Chicago, Illinois

Calvin Jones
Reginald Baker
Robert Borchers

Roan Garcia-Quintana
Project Officer
Center for Statistics

Prepared for the Center for Statistics under contract
OE-300-83-0288 with the U.S. Department of Educa-
tion. Contractors undertaking such projects are
encouraged to express freely their professional
judgment. This report, therefore, does not necessarily
represent positions or policies of the Government,
and no official endorsement should be inferred. This
report is released as received from the contractor.

August 1986

CS 86-221

For sale by the Superintendent of Documents, U.S. Government Printing Office
Washington, D.C. 20402

Acknowledgments

The authors wish to thank all those persons who contributed to the production of this manual. For their considerable effort we would like to thank Christine Beard, Tucker Landy, Hymen Bern and Peggy Vevers in the Information Resources Center. We would like to thank SPSS, Inc. for the use of the source code for the frequencies procedures of release 9. This made it possible to generate a codebook with weights applied only to the column of valid percentages. Special recognition is extended to Diane Bagues for her assistance in coordinating the production activities. Finally, we would also like to thank those members of the CS staff who have worked closely with us on this project: Roan Garcia-Quintana, Project Officer; C. Dennis Carroll, Chief of the Longitudinal Studies Branch; Jeffrey Owings, Statistician; Helen MacArthur and Carl Schmitt.

PREFACE

The purpose of this user's manual is to document the procedures used to collect and process postsecondary school transcripts for members of the National Longitudinal Study of the High School Class of 1972 (NLS-72) who had attended any postsecondary institutions since leaving high school. In addition, this manual will provide researchers with the technical information necessary for using the public release data files containing transcript and other data. The following outline provides a general guide to the contents of the manual.

- * Chapter 1 contains an introduction to the longitudinal studies program administered by the Center for Statistics of the U.S. Department of Education and scope of the transcript study.
- * Chapter 2 summarizes the procedures used to collect transcript data from educational institutions.
- * Chapter 3 describes the Computer Assisted Data Entry (CADE) program with which transcripts were coded and converted to machine readable form.
- * Chapter 4 contains basic technical information required for use of the data files. It includes a discussion of data editing procedures and explains the organization and contents of the data files.
- * Chapter 5 describes the procedures used to construct sampling weights for use in computing population estimates.

*** CAUTION ***

The Postsecondary Education Transcript Study data files are not conventional rectangular datasets but are organized in an efficient, complex hierarchical structure. Data users are strongly urged to consult Chapters 4 and 5 before attempting to use the public release data tapes to avoid the frustration and expense of abnormal terminations and other errors in their computer jobs.

TABLE OF CONTENTS

	<u>Page</u>
1.	INTRODUCTION..... 1
1.1	Overview..... 1
1.1.1	The CS Longitudinal Studies Program..... 1
1.2	History of the National Longitudinal Study of the High School Class of 1972..... 4
1.2.1	Background..... 4
1.2.2	The Base Year Survey..... 4
1.2.3	The First Follow-Up Survey..... 4
1.2.4	The Second Follow-Up Survey..... 4
1.2.5	The Third Follow-Up Survey..... 5
1.2.6	The Fourth Follow-Up Survey..... 5
1.3	Scope of the Postsecondary Education Transcript Study... 5
2.	DATA COLLECTION..... 7
2.1	Data Collection Objectives..... 7
2.2	Mailout of Transcript Requests to Institutions..... 8
2.3	Data Collection Results..... 9
2.3.1	The School-Level Response Rate.....10
2.3.2	The Transcript-Level Response Rate.....11
2.3.3	Student-Level Data Collection Results.....15
3.	DATA PREPARATION.....17
3.1	Data Preparation Objectives.....17
3.2	Data Organization.....18
3.3	The Computer Assisted Data Entry (CADE) System.....19
3.3.1	The CADE Concept.....19
3.3.2	Computer Hardware and Software Used.....21
3.4	Coder Training.....25
3.5	Quality Control.....25
4.	DATA PROCESSING.....27
4.1	Machine Editing.....27
4.2	Organization and Content of the Data File.....28
4.2.1	The Student Record.....30
4.2.2	The Transcript Record.....35
4.2.3	The Term Record.....43

TABLE OF CONTENTS
(Continued)

		<u>Page</u>
4.2.4	The Course Record.....	47
4.3	Merging Records.....	50
4.4	A Cautionary Note on the Use of Credits and Grades Data in the Postsecondary Transcripts Database.....	50
4.5	Datafiles Included on Public Release Tapes.....	54
5.	SAMPLE DESIGN AND IMPLEMENTATION.....	55
5.1	Base Year Sample Design.....	55
5.2	The Postsecondary Education Transcript Study Sample.....	56
5.3	Sample Weights.....	57
5.4	Standard Errors and Design Effects.....	64
6.	CODEBOOK	67
	Student-Level Record.....	68
	Transcript-Level Record.....	87
	Term-Level Record.....	90
	Course-Level Record.....	92

APPENDICES

Appendix A: List of Endorsing Institutions..... 93

Appendix B: Postsecondary School Codes in Numerical Order 97

Appendix C: Postsecondary School Codes in Alphabetical Order177

Appendix D: Course Subject Codes in Numerical Order257

Appendix E: Data File Record Layout323

Appendix F: Frequency Distributions

 Frequency Distributions for Student-Level Variables
 (p. 335)

 Frequency Distributions for Transcript-Level Variables
 (p. 375)

 Frequency Distributions for Term-Level Variables
 (p. 506)

 Frequency Distributions for Course-Level Variables
 (p. 515)

* * * * NOTE * * * *

Appendices are available in hardcopy form only

1. INTRODUCTION

The National Longitudinal Study of the High School Class of 1972 (NLS-72) Postsecondary Education Transcript Study (PETS), conducted during 1984-85, involved the collection and processing of school transcripts for all members of the NLS-72 cohort who had attended any form of postsecondary institution since leaving high school. Transcripts were requested from each school reported by sample members in their responses to the NLS-72 first through fourth follow-up surveys. Records were obtained from all types of postsecondary institutions, ranging from short-term vocational or occupational programs through major universities with graduate programs and professional schools. Information from the transcripts, including terms of attendance, fields of study, specific courses taken, and grades and credits earned, were coded and processed into a system of data files designed to be merged with NLS-72 questionnaire data files. On the same schedule and using identical procedures, transcript data were also collected and processed for members of the High School and Beyond elder cohort (1980 senior cohort) who had attended any form of postsecondary school. A separate data file user's manual has been produced for this dataset, which may be obtained directly from the Department of Education Center for Statistics.

The purpose of the Postsecondary Education Transcript Study is to provide reliable and objective information about the types and patterns of postsecondary courses taken by HS&B sample members since the base year data were collected in 1972. Because the transcript data file supplements a large, expanding database from the NLS-72 survey, course-taking patterns and performance can be statistically related to a wide range of other factors, including student characteristics and occupational and economic outcomes.

1.1 Overview

1.1.1 The CS Longitudinal Studies Program

The mandate of the Center for Statistics (CS), formerly the National Center for Education Statistics (NCES), includes the responsibility to "collect and disseminate statistics and other data related to education in the United States" and to "conduct and publish reports on specific analyses of the meaning and significance of such statistics" (Education Amendments of 1974 - Public Law 93-380, Title V, Section 501, amending Part A of the General Education Provisions Act).

Consistent with this mandate and in response to the need for policy-relevant, time-series data on nationally representative samples of high school students, CS instituted the National Education Longitudinal Studies (NELS) program, a continuing long-term project. The general aim of the NELS program is to study longitudinally the educational, vocational, and personal development of high school students and the personal, familial, social, institutional, and cultural factors that may affect that development.

The overall NELS program utilizes longitudinal, time-series data in two ways: (1) each cohort is surveyed at regular intervals over a span of years, and (2) comparable data are obtained from successive cohorts, permitting studies of trends relevant to educational and career development and societal roles. Thus far, the NELS program consists of two major studies: The National Longitudinal Study of the High School Class of 1972 (NLS-72) and High School and Beyond (HS&B). A third major study, to begin in 1988 and to continue throughout the decade of the 1990s, is currently being planned.

The first major study, NLS-72, began with the collection of comprehensive base year survey data from approximately 19,000 high school seniors in the spring of 1972. The NLS-72 first follow-up survey added to the sample nearly 4,500 individuals who had been unable to participate at the time of the base year survey. Three more follow-up surveys were conducted in the fall and winter of 1974, 1976, and 1979, using a combination of mail surveys and personal and telephone interviews. The fifth follow-up survey occurs during the spring of 1986.

The second major survey, HS&B, was designed to inform Federal and State policy in the decade of the 1980s. HS&B began in the spring of 1980 with the collection of base year questionnaire and test data on over 58,000 high school seniors and sophomores. The first follow-up survey was conducted in the spring of 1982, and the second follow-up survey in the spring of 1984. The HS&B third follow-up survey is being conducted in the spring of 1986.

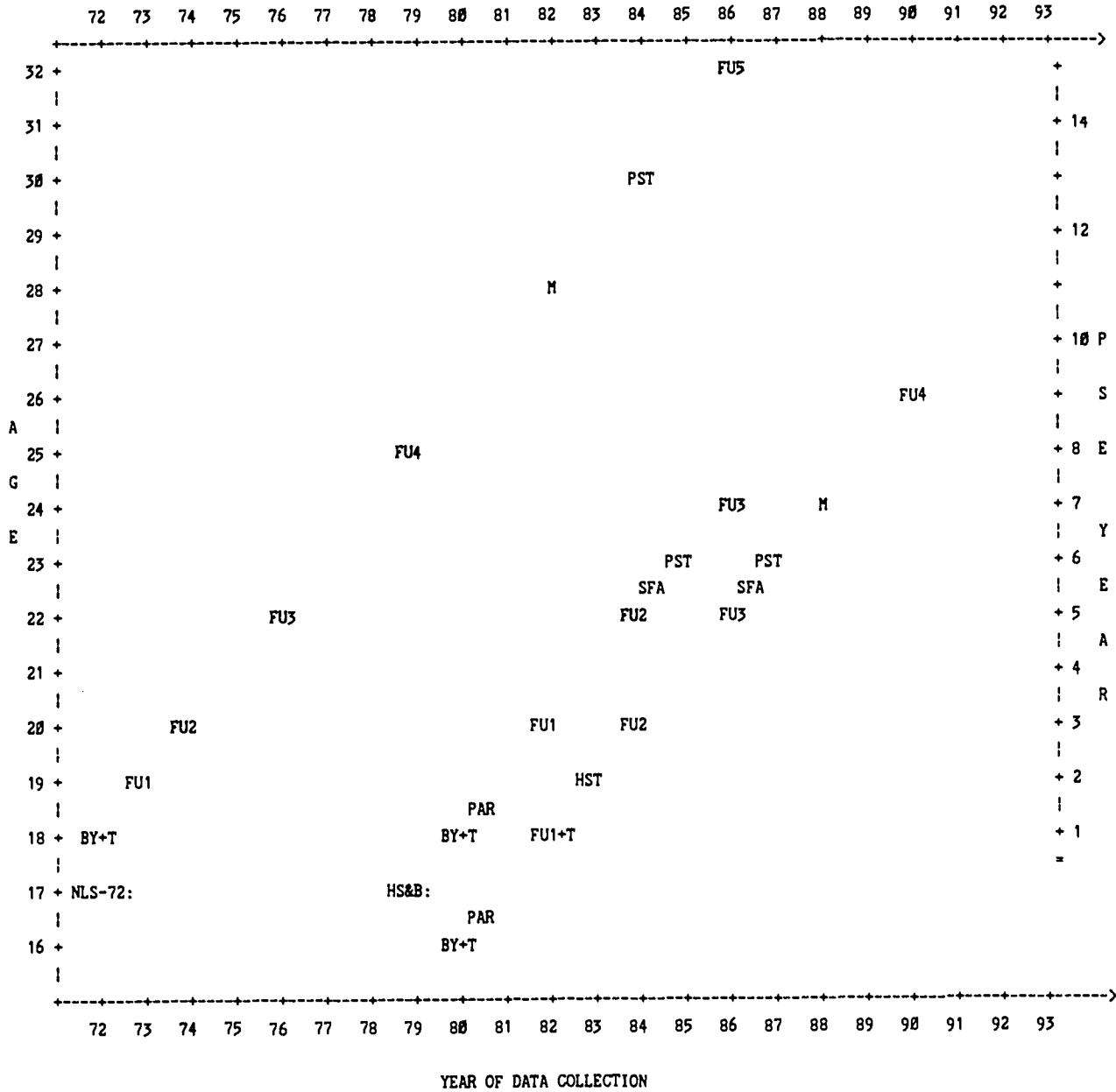
The three survey cohorts (NLS-72 seniors and the HS&B seniors and sophomores) are displayed in Figure 1 according to their initial and subsequent survey years and their modal age at the time of each survey. As shown, the NLS-72 seniors were first surveyed in 1972 at age 18 and have been resurveyed four times since, with the last survey occurring in 1979 when these young adults were about 25 years of age. The HS&B cohorts have been surveyed at points in time that would permit as much comparison as possible with the time points selected for NLS-72. In particular, three types of comparison are possible.

First, the three cohorts may be compared on a time-lag basis (intercohort or intergenerational). For example, the high school seniors of 1972 and the high school seniors of 1980 and 1982 may be contrasted to determine changes over time in the composition, distribution and needs of high school seniors.

Second, fixed-time comparisons can be undertaken. For a given year, the data collection for each cohort can be viewed as a cross-sectional study. It is possible, for example, to compare employment rates in 1980 of 16-, 18- and 26-year-olds.

The third type of analysis is longitudinal (within cohort) and is designated in Figure 1 by the diagonal lines. Because the history of the age cohort can be taken into account and modeled, analyses can be designed that isolate school and program effects from the effects of differential life experiences.

Figure 1. RESEARCH DESIGN FOR NATIONAL EDUCATION LONGITUDINAL STUDIES



NLS-72 = National Longitudinal Study of the High School Class of 1972
 BY = Base Year Data Collection
 T = Cognitive Test Administration
 FU1 = First Follow-Up Data Collection
 FU2 = Second Follow-Up Data Collection
 FU3 = Third Follow-Up Data Collection
 HS&B = High School and Beyond: 1980

FU4 = Fourth Follow-Up Data Collection
 FU5 = Fifth Follow-Up Data Collection
 M = Maintenance of Address Data
 PST = Postsecondary Education Transcripts
 PAR = Survey of Parents
 HST = High School Transcripts
 SFA = Student Financial Aid Records

1.2 History of the National Longitudinal Study of the High School Class of 1972

1.2.1 Background

In 1968, the Department of Education Center for Statistics conducted a survey to determine the specific data needs of educational policymakers and researchers. Respondents to the survey expressed a need for data that would allow comparisons of student educational and vocational experiences with later outcomes. This finding provided the impetus for CS to begin planning for the first of an intended series of national longitudinal studies.

1.2.2 The Base Year Survey

Following a rather extensive period of planning, which included the design and field test of survey instrumentation and procedures, the base year survey was initiated in the spring of 1972. The sample design called for a deeply stratified national probability sample of 1,200 schools with 18 seniors per school, school size permitting. A total of 19,001 students from 1,061 high schools provided base year data on up to three data collection forms: a Test Battery, a School Record Information Form, and a Student Questionnaire. The student questionnaire was completed by 16,683 seniors.

1.2.3 The First Follow-Up Survey

The first follow-up survey was conducted from October 1973 to April 1974. Added to the base year sample were 4,450 1972 high school seniors from 257 additional schools that were unable to participate earlier. First follow-up forms were mailed to 22,654 students, and obtained from 21,350 by mail, telephone interview, or personal interview. Sample members were asked where they were in October 1973 and what they were doing with regard to work, education, and/or training. Similar information was requested for the same time period in 1972 to facilitate tracing of progress since leaving high school and to define the factors that might have affected that progress. Retrospective information on some base year variables was requested from those added to the sample at this time. The first follow-up sample retention rate among the 16,683 seniors completing the base year questionnaire was 93.7 percent.

1.2.4 The Second Follow-Up Survey

The second follow-up survey was conducted from October 1974 to April 1975, with forms mailed to 22,364 sample members. Information requested was similar to that of the first follow-up, but for the new time point; however, some new questions regarding work and education were included. Concurrently with the second follow-up, a special retrospective survey was conducted (using an Activity State Questionnaire) to obtain key activity status information about prior time

points from those who had not provided this information previously. Second follow-up questionnaires were obtained from 20,872 sample members by mail, telephone interview, or personal interview. Among the 21,350 persons who completed the first follow-up questionnaire, sample retention rate for the second follow-up was 94.6 percent.

1.2.5 The Third Follow-Up Survey

The third follow-up survey was conducted from October 1976 to May 1977. Third follow-up forms were mailed to 21,807 sample members, and 20,092 third follow-up questionnaires were obtained by mail, telephone interview, or personal interview. Information collected included respondent status in October 1976, as well as for October of the intervening year (1975), and summaries of experiences and activities since the previous follow-up. The third follow-up sample retention rate for second follow-up respondents was 93.9 percent.

1.2.6 The Fourth Follow-Up Survey

The fourth follow-up survey was conducted from October 1979 to May 1980, with fourth follow-up questionnaires sent to 20,862 sample members and obtained from 18,630 by mail, field interview, or telephone interview. Some 5,548 of these individuals were also requested to complete a Supplemental Questionnaire in order to collect key work and educational history data that had been requested but not obtained in prior follow-ups. Additionally, a subgroup of 2,648 sample members were retested during the fourth follow-up on a subset of the base year test battery. The fourth follow-up questionnaire requested summaries of educational and occupational activities and experiences since the previous follow-up, including status at the time points of October 1977, 1978, and 1979. Given the time since high school graduation, some additional emphasis was placed on other activities (e.g., family formation, political participation) in the fourth follow-up instrument. Fourth follow-up sample retention among the third follow-up respondents was 90.8 percent, and at the conclusion of fourth follow-up activities a total of 12,980 individuals had provided information on all questionnaires (base year and all four follow-up studies), representing 78 percent of the base year respondents. As a result of the various retrospective data collection efforts, the number of individuals with some key data elements for all time points is 16,450, representing 73 percent of the cases on the file.

1.3 Scope of the Postsecondary Education Transcript Study

Although the NLS-72 follow-up surveys have collected longitudinal data on postsecondary educational activities of sample members, the kinds and quantity of information collected on course-taking patterns and on grades, credits, and credentials earned has been limited necessarily by the survey methodology and respondents' ability to recall the details of their educational experiences.

To overcome these weaknesses and to provide a rich resource for the future analysis of occupational and career outcomes, the Post-secondary Education Transcript Study was designed to obtain official records from academic and vocational schools. By abstracting and coding transcript information into machine readable form, these data could be merged with questionnaire data and other records data (e.g., information from student financial aid records) to support powerful quantitative analyses of the impacts of postsecondary schooling.

Data files created for the transcript study include detailed information concerning program enrollments, periods of study, fields of study pursued, specific courses taken, and credentials earned. In addition to providing a data resource for the analysis of educational activities and their impacts, the transcript data may be used as an objective standard against which student self-reports may be compared and evaluated, thus guiding the design of future studies.

In the first through fourth follow-up surveys, approximately 14,700 members of the NLS-72 cohort reported enrollment at one or more postsecondary institutions. An attempt was made to obtain a transcript from each school named by a respondent. Requests for over 24,400 transcripts were made to nearly 4,000 schools, including public two-year and four-year, private non-vocational, vocational, foreign, and otherwise unclassified institutions. The following chapter describes the data collection procedures employed.

2. DATA COLLECTION

Planning for the Postsecondary Education Transcript Study began in the spring of 1984. Preparations for data collection included three major steps:

- 1) extraction of information concerning each unique instance of postsecondary school attendance by cohort members from the NLS-72 first thru fourth follow-up survey data files, and sorting this information by institution name and identification number. This data file was used to generate the printed lists of students sent to registrars and other school administrators to request transcripts;
- 2) construction of up-to-date address files for all postsecondary institutions reported by sample members, and development of letters, forms, and other materials to be sent to school administrators explaining the purposes of the study, the legal authority under which the study was being conducted, procedures for protecting the confidentiality of research subjects and conveying the fact that subjects had provided the study with signed permission forms authorizing the release of their records; and
- 3) obtaining the endorsement and support of a broad spectrum of professional organizations engaged in research about and representing the interests of postsecondary institutions. Appendix A contains a list of fifteen organizations endorsing the study and encouraging its members to cooperate in data collection activities.

2.1 Data Collection Objectives

The principal objective of the study was to obtain from each institution reported by a sample member the formal transcripts or other equivalent records (e.g., documents authenticating enrollment and attendance in postsecondary programs, indicating academic or other types of performance, and showing any formal credits and credentials earned) of their educational activities. In addition, course catalogs and other related publications were requested from these schools to facilitate the accurate and consistent coding of information about programs or fields of study, course titles, earned credits, grades, degrees or other credentials, and academic terms or other measures of enrollment duration.

Transcripts were requested from every school attended (reported), even though many respondents transferred from one school to another, receiving full recognition by the second school of credits earned at the first. Transfer credits coded from the second school's transcripts have been systematically flagged in the data files so that analysts seeking to cumulate credits earned may easily avoid double counting.

A secondary objective of the transcript study was to validate reports by sample members of school enrollment in their responses to follow-up surveys. Thus transcripts were requested from each school reported in follow-up questionnaires, even if there was evidence that the respondent may not have completed the term of study or the requirements for credit. As indicated by the results described below, in a small but significant percentage of cases, institutions reported either that the respondent never actually attended classes at the named school or dropped out of classes before completing enough work to justify the creation of a formal record.

2.2 Mailout of Transcript Requests to Institutions

During the last week in July 1984, packets of transcript survey materials were mailed to the postsecondary schools. The mailing was timed to arrive at registrars' or other administrative offices prior to the expected heavy work schedules associated with fall enrollments. At the time of the scheduled mailout, a substantial proportion of the second follow-up survey questionnaires from the elder cohort had not yet been processed by the optical scanning contractor. In November, after the fall enrollment crush had subsided, a supplemental mailing of transcript requests was made to schools for transcripts representing all previously unreported postsecondary enrollments.

Altogether, 24,431 transcripts were initially requested from 3,983 institutions for 14,759 NLS-72 sample members. At the same time, 11,288 transcripts were also requested from 2,685 schools for 7,776 members of the NLS-72 cohort who reported attending any school between 1972 and 1979. To reduce the burden on administrative personnel, NLS-72 and HS&B sample members who attended the same school were combined on a single request form. In all, nearly 36,000 transcripts were requested from approximately 4,600 postsecondary schools for over 22,600 individuals in both study cohorts. Each transcript request package contained:

1. a letter to the Registrar or Director of Admissions from the NORC Director of Education Longitudinal Studies
2. a letter of endorsement from the American Association of Collegiate Registrars and Admissions Officers (AACRAO)
3. a memo from the CS Project Officer authorizing NORC to conduct the study on behalf of the Secretary of Education
4. a brief description of the National Education Longitudinal Studies program
5. a list of postsecondary school organizations endorsing the transcript study
6. general instructions for participation in the study

7. an excerpt from the Family Educational Rights and Privacy Act (FERPA) indicating the legal authorization under which the request for records was made
8. a computer-generated list of students for whom transcripts were being requested
9. a label to affix to each transcript to link the correct transcript to NLS-72 files
10. a transmittal form with instructions
11. an invoice form for transcript reimbursement
12. pre-paid envelopes for transcript shipment.

Telephone follow-up of non-responding schools began in September when transcripts had been received from about two-thirds of the schools. Frequent changes of personnel, referrals to alternative administrators or sites, and typical problems with the pace of internal mail delivery systems in some schools resulted in the need for re-mailing of almost 1,700 transcript-request packets. Approximately 250 schools required a second re-mailing. Lists of schools to which transcript requests were made appear as Appendices B and C, which also serve as look-up tables for the institutional ID numbers (FICE or vendor codes) included in the data files.

2.3 Data Collection Results

To a major degree, the success of the transcript study hinged upon the cooperation of registrars and other administrators to whom transcript requests were sent. Although most schools were asked to supply fewer than five student transcripts, some of the larger state universities and community colleges were asked to locate return documents for well over one hundred students. Despite the fact that transcript requests were made with the express written consent of participating subjects, and the fact that study materials fully explained the legal basis for the requests for the information, school officials had the right to decline to cooperate. Furthermore, since many of the transcripts requested, especially for the NLS-72 cohort, were for reported spells of attendance that occurred from four to twelve years prior to our request, retrieving old records placed a considerable administrative burden upon some institutions. As shown below, however, most officials supported the objectives of the study, and were both prompt and complete in their response.

Apart from the willingness of school administrators to comply, a number of logistical obstacles threatened the success of the study. In the period from 1972 to 1984, a substantial number of schools, especially in the vocational and proprietary sector, had permanently closed, eliminating access to older records. Other schools had relocated, changed their names, or merged with other institutions, necessitating extensive tracing efforts in order to deliver requests

to appropriate offices and complicating the task of locating specific student records. In the following sections we describe the response rates at three levels--the institution, the individual transcript (instance of attendance), and the student (for whom more than one transcript may have been requested).

2.3.1 The School-Level Response Rate

Transcript requests for NLS-72 students were sent to a great variety of postsecondary school types including small and large private vocational and proprietary schools as well as traditional degree-granting institutions of higher education such as two- and four-year colleges and universities with the full range of graduate and professional programs. Identical materials and procedures were used in the collection of transcripts from all types of schools. However, as shown in Table 2.3.1, proportionally more non-vocational institutions (e.g., colleges and universities) participated in the study than did their vocational counterparts (e.g., trade and technical schools). The participation rates shown in the table are the simple percentages of schools in each sector that returned at least one transcript. No attempt was made in this table to adjust either for the number of transcripts requested or for the possibility that only one transcript was requested for a student who did not actually attend the school.

Table 2.3.1. Response Rates to the NLS-72 Postsecondary Education Transcript Study by Institution Type

		Percent					(Number of Schools in Sector)	
		Institution Type						
	Private Vocational and Proprietary	Private Non-Vocational	Public 4-Year and University	Public 2-Year College	Foreign School	Unclassified School	Total Schools	
%	42.7%	87.6%	94.2%	91.0%	100.0%	46.9%	73.0%	
(N)	(1,262)	(1,163)	(552)	(812)	(2)	(192)	(3,983)	

In the private vocational and proprietary sector, only about two in five schools returned any transcripts. This sector comprised over 30 percent of the list of schools attended by members of the NLS-72 cohort. However, because relatively few students attended these schools (only about 10 percent of all transcripts were requested from

schools in this sector), the low school response rate had a comparatively small impact on overall transcript- and student-level response rates.

Schools in the private non-vocational and public two- and four-year sectors were much more likely to return one or more transcripts, with response rates of 88 percent, 91 percent, and 94 percent respectively. These schools constituted nearly two-thirds of the list of schools attended, and accounted for nearly 90 percent of the transcripts requested.

Foreign and otherwise unclassified schools made up over five percent of the institutions in the study, but less than two percent of the transcripts for NLS-72 seniors were requested from these schools.

The higher response rates for the public and private non-vocational schools may, in large part, be attributable to the typically longer period during which they have been in existence and the relative permanence of student files they maintain. Telephone follow-up calls to non-responding schools revealed that nearly half of the vocational school transcripts requested for NLS-72 students were unavailable. The most common reasons reported by school personnel were that the records had been lost or destroyed (about 16 percent of transcripts requested from schools in this sector), or that there was no record at the school of the named student's attendance (22 percent of the transcripts requested from these schools). An additional 8 percent of the vocational transcripts requested were unavailable because of school closures.

In most cases, schools that returned transcripts also returned other related documents (e.g., bulletins and course catalogs) to assist coding.

2.3.2 The Transcript-Level Response Rate

Table 2.3.2 shows data collection results at the level of the individual transcript for the total sample and separately for each of the five types of postsecondary institution. Transcript response rates are calculated as ratios of the number of transcripts received to the number of "in-scope" transcript requests. Of the 24,431 transcripts initially requested, 2,565 were classified as "out-of-scope" as a result of information returned by school personnel indicating that the individuals for whom transcripts were requested never attended their schools (or did not complete enough work to generate a formal record). Given this response by school administrators, these cases (transcripts) have been treated as outside the population of events being studied rather than as "missing observations." The implications of this definition of "out-of-scope" transcript requests for interpreting the transcript data are discussed below.

Of the 21,866 "in-scope" transcripts requested, a total of 19,033 (87 percent) were returned to NORC for processing. Response rates varied from 93 percent for transcripts sought from public four-year

colleges and universities to a low of 55 percent from the vocational and proprietary schools. Rates were uniformly high (88 to 93 percent) from the three large strata (public 2- and 4-year colleges and private non-vocational schools). Returns were also substantially lower from the stratum of "foreign and unclassified schools."

Reasons for non-return of transcripts varied among institution types. School refusal accounted for only one percent of missing transcripts overall, but for six percent among schools in the vocational/proprietary sector. Confirmed school closings affected only 210 transcripts. Overall, about five percent of transcripts were not available because records had been lost or destroyed, but among vocational schools 16 percent were in this category. The remaining category (No Response) includes transcripts from schools for which no current mailing addresses could be found (and which may have been closed), schools that could not be successfully contacted by telephone, and schools that expressed the intention to return transcripts, but did not do so in time for processing. Also included in this category are unreturned transcripts from schools that did return a portion of the transcripts requested. Reasons for partial returns varied from clerical oversight in schools that were asked to provide large numbers of transcripts to cases in which schools would not release a record because the student had not paid all his outstanding fees, and so on.

Table 2.3.2 also shows that in 2,565 instances (just over 10 percent of the total of 24,431 requests), school officials reported explicitly either that the specified student had never attended the school or that the student had not stayed long enough to earn any grades or credits, and therefore had no formal records. The percentage of this type of outcome varies little across the three major strata of non-vocational schools, but increases to about 29 percent of the foreign and unclassified schools and accounts for little over one outcome in five (22 percent) within the vocational/proprietary sector. For purposes of the transcript study, these cases were considered out-of-scope: they are "non-events," or at the very least they are outside of the population of events under study.

Since the initial list of instances of school attendance was created using survey responses to the NLS-72 first through fourth follow-up surveys, these results create inconsistencies between the questionnaire data files and the postsecondary transcript study data file. The discrepancy between student-reported postsecondary attendance and the evidence in school records is substantial, and so the decision to consider these instances as out-of-scope was not taken lightly. It is important to note that this status code was only assigned to cases in the survey monitoring system when school officials confirmed in writing their conclusion that the named student did not attend their school. Administrators had considerable information about each student named on a transcript request form, including full names, alternate names such as maiden names, social security numbers, dates of birth and approximate dates of enrollment. In addition, there was considerable evidence in the materials returned to NORC that school personnel had conducted thorough searches for records, and

Table 2.3.2. Transcript-Level Data Collection Results
by Institution Type

Percent
(Number of Transcripts)

	Institution Type					Total Schools
	Private Vocational and Proprietary	Private Non- Vocational	Public 4-Year and University	Public 2-Year College	Foreign & Unclas- sified Schools	
Received	55.1% (1,020)	88.5% (3,653)	93.3% (8,304)	88.2% (5,861)	58.2% (195)	87.0% (19,033)
School Refused	5.8% (107)	1.5% (63)	0.6% (51)	0.8% (50)	0.3% (1)	1.2% (272)
Lost or Destroyed	20.6% (382)	4.3% (177)	2.6% (229)	4.1% (271)	16.1% (54)	5.1% (1,113)
School Closed	10.0% (186)	0.3% (13)	0.0% (4)	- (0)	2.1% (7)	1.0% (210)
No Response	8.5% (157)	5.4% (222)	3.5% (315)	7.0% (466)	23.3% (78)	5.7% (1,238)
Percent of In-scope	100% (1,852)	100% (4,128)	100% (8,903)	100% (6,648)	100% (335)	100% (21,866)
Never Attended*	22.0% (521)	10.2% (469)	7.9% (759)	9.3% (682)	28.8% (134)	10.5% (2,565)

*NOTE: Percentages shown for "Never Attended" are based upon the total number of transcript requests within each institution type, including both in-scope and out-of-scope transcripts.

often had cross-checked their results with admissions offices and financial aid offices. We therefore believe that there is relatively little classification error in this status code.

One interpretation of this outcome is that NLS-72 respondents over-reported instances of postsecondary school attendance by about ten percent of the events (unweighted). If so, researchers analyzing postsecondary schooling using only the survey data tapes would over-estimate significantly the extent of this activity. Furthermore, the true discrepancy may be even bigger than that estimated by these results. In approximately half of the 1,238 cases in the "No Response" category of Table 2.3.2, neither transcripts nor any other information about the students' status was returned. In the absence of specific information to the contrary, these cases have been treated as probable instances of attendance, and therefore within the scope of the population of interest. It is reasonable to expect that if information had been obtained for these cases, some portion would have been declared as errors in reported attendance.

The fact that the rate of "Never Attended" classifications is over twice as high among vocational/proprietary and unclassified schools as in other sectors is consistent with descriptions of the incidence of last minute withdrawals and dropout rates at these schools, adding face validity to this view.

However, we do not believe that the evidence is strong enough to rule out alternative interpretations. One reasonable possibility is that many of these instances of reported attendance result from errors in the coding of careless, incomplete or marginally legible school names written by respondents into survey questionnaires. Conceivably, then, respondents may have in fact attended some form of postsecondary school, but the data in the questionnaire files may be wholly or partially inaccurate for these individuals. If this were true for each discrepant case, then the questionnaire files would accurately reflect the extent of postsecondary educational activity, but would include measurement errors of the specific school attended.

A third alternative seems to us equally persuasive. Although there were 2,565 classifications of non-attendance, only 928 individual sample members were classified as out-of-scope as a result (36 percent of the transcripts so classified, but only 6 percent of the 14,759 sample members for whom one or more transcripts were sought). For these 928 individuals, only one transcript was requested, and school officials returned a report of no or insufficient attendance. Thus, the other 1,637 instances represented at least the second transcript requested for the same sample member.

Although a detailed analysis has not been possible, it is conceivable that many of these individuals may have attempted to report the same institution in more than one NLS-72 follow-up survey, but in one or more instances returned a low quality response resulting in a coding error. If a transcript was returned for the correctly coded school, a thorough analysis of its contents could shed considerable light on the nature of the apparently erroneous report. The contract for data collection and processing did not include support for this

type of analysis. However, the public use data files contain data records for all 14,759 sample members for whom transcripts were requested (including the 928 classified as out-of-scope), and includes separate records for each transcript requested (including the school identifiers for the 2,565 transcripts classified as out-of-scope), thus providing researchers with all the material needed to fully assess the issues of measurement error. Chapter 4 of this manual describes the contents of the variable FINDISP stored on each of the transcript-level records, by which out-of-scope transcripts (and sample members) may be identified and further analyzed.

Users should note, however, that the adjusted weights attached to the transcript file apply only to the 21,866 "in-scope" transcripts (and sample members). The additional 928 cases have been treated as "out-of-scope," rather than as nonrespondents.

2.3.3 Student-Level Data Collection Results

Transcripts were sought for 14,759 NLS-72 sample members who reported attending any type of postsecondary school since leaving high school. Reports of postsecondary attendance were obtained from NLS-72 first through fourth follow-up survey questionnaire responses. To be eligible for the transcript study, respondents must have provided specific information (i.e., the name and, desirably, the city and state) about at least one of the postsecondary schools attended. As described above, reports from school personnel indicated that 928 individuals who reported attending only one postsecondary school had not actually attended those schools (or had not completed enough work to have established a formal record).

Table 2.3.3 presents distributions of the number of transcripts received for each student. Excluding the 928 out-of-scope cases, one or more transcripts were obtained for 91.1 percent of the 13,831 enrollees. A single transcript was received for 7,652 cases (55 percent of this group). Two transcripts were processed for 3,673 individuals (27 percent) and three or more transcripts were obtained for 1,277 sample members (over 9 percent).

In addition to collecting multiple transcripts per case, many transcripts contained information about credits transferred from other schools. Transfer credits were specially flagged in the data files to assist researchers in avoiding double counting of earned academic credits by those who attended more than one school. Nearly 3,500 individuals have transfer credits documented in their transcript records. Chapter 4 of this manual describes the variables TRNSFERS on the student-level record and TRNSFERT on the transcript-level record in the data files, and explains their use in identifying individuals and transcripts containing transfer credits.

Table 2.3.3 Number of Transcripts Received:
NLS-72 Postsecondary Education Transcript Study

Number of Transcripts Received	N (cases)	Percent of cases
None	1,229	8.9%
One	7,652	55.3%
Two	3,673	26.6%
Three	1,091	7.9%
Four or more	186	1.3%
Total	13,831	100.0%
Not in scope	928	6.3% of initial sample

3. DATA PREPARATION

3.1 Data Preparation Objectives

The structure and contents of postsecondary transcripts reflected the great variability in the schools from which they were obtained. Although transcripts from public and private 2-year and 4-year colleges were generally similar with respect to the data they contained, they nevertheless differed in their physical layout and in the terminology used for identical or related concepts. Early in the design stage it became apparent that the superficial similarities in many transcripts give way to countless differences in the way academic progress, especially course grades and credits, are measured and recorded.

The variability across institutions in the details of transcript information defies any simple reconstruction or homogenization. Virtually any element on an academic transcript, including such seemingly straightforward items as course titles, may be subject to highly particularized local conventions whose logic may be independent of, or even contravene, common practices. For example, it is not uncommon to find courses in English composition merged with other content and carrying formal names suggesting that they belong in the social sciences curriculum. Only consulting course catalogs and descriptions of departmental offerings permitted faithful coding of these types of courses. Even more problematic was the issue of standardizing metrics for such typical transcript elements as grades or credits. For example, the notion that one school's grading or credit system can be equated to another's by a simple linear transformation of scores may have been defensible for secondary school grades. Attempting the same sort of "equating" with postsecondary school grades and credits carries the risk of introducing systematic errors into complex analyses.

In preparing the data for conversion to standardized, machine readable data files, NORC's approach was to impose a common structure or organization on the transcript information, but to preserve to the extent feasible the actual information contained in the original documents. Thus grades and credit values are stored as they were reported, and have not been transformed to any common metric. Such fields as degrees and credentials earned, major and minor fields of study, and titles of courses taken have been assigned numeric codes as explained below, but also have been recorded in alphanumeric fields exactly as they were reported on the transcripts.

The data preparation procedures were designed to provide researchers with the maximum amount of information available from transcripts in a carefully organized system of files, and to avoid either offering or imposing any particular view of the relative equivalence across institutions of measures of exposure to educational materials or measures of performance of the students. This approach places some additional burden upon transcript data users to gain familiarity with the variability across institutions and sectors in the data values stored in such fields as grade point averages, course grades and credits. Our exposure to these data during their collection and processing leads us

to conclude that the effective use of these complex files in educational research should include detailed assessments by each analyst of the properties of all transcript elements of interest.

As described in detail below, data preparation was carried out by a staff of 20 specially trained coders under the guidance of four supervisors. The data preparation task included the activities of analyzing the transcript document to determine its general organization and special characteristics, abstracting standard information from the highly varied documents onto a common format, and assigning standard numerical codes to such transcript data elements as major and minor fields of study, degrees earned, types of academic term, titles of courses taken, grades and credits.

3.2 Data Organization

Transcript data were organized into a four-level hierarchy consisting of data at the student, transcript, term, and course levels. Exhibit 3.1 shows the general organization of the transcript database. At least one student-level and one transcript-level record is provided for each sample member for whom a transcript request was made, even if school personnel reported that the individual had never attended, or had not completed enough work to establish a formal record. A special disposition code on a dummy transcript record flags the records in this category. (See Chapter 2 above for a full discussion of the issue of out-of-scope cases.)

Student-level data refers to information about the respondent's educational career in general. These records contain case ID numbers to permit merging transcript data with other files, relevant questionnaire data from the HS&B base year and follow-up surveys (e.g., self-reported high school program, high school grades, and so forth), composite and derived variables from survey data (base year SES quartiles, achievement test quartiles, etc.), data on the respondent's high school, and sampling weights. Student-level records also include data summarizing information found on transcripts for all postsecondary schools attended (e.g., an educational activity state measure for several time points between 1972 and 1976, and the total number of credits received in a subject area).

The transcript level of the hierarchy contains data pertaining to a student's academic record at a single institution. Elements stored at this level include the institution's ID number (FICE code or vendor number), degree(s) or other credentials awarded with accompanying dates, major and minor field(s) of study, and the student's overall grade point average (GPA).

Term-level records store information associated with specific units of instruction. In most cases, term records refer to commonly understood academic terms, such as semesters, quarters, or trimesters. Thus term-level information includes the type of term, its season and starting and end dates, the type and characteristics of the grading system employed during the term (e.g., A-F letter grading or numerical scoring), and a field indicating the number of courses taken (and

hence the number of course-level records attached) during the term. The term-level record was also used to store transcript information on credit-bearing educational activities other than course taking. These elements included scores for major standardized tests (e.g., CLEP, GRE, LSAT), as well as work and other life experiences for which academic credit was granted.

Course-level records store the data for each course taken by a student during a specific term. The title of the course was entered verbatim from the transcript. Courses were then assigned one of 1,175 6-digit academic or vocational program codes contained in the CS publication, A Classification of Instructional Programs (Malitz, G.S., et al, Washington, D.C.: National Center for Education Statistics, U.S. Department of Education, 1981, hereinafter referred to as "CIP"). The CIP taxonomy divides all instructional programs into 50 major program areas, which are further divided into 371 program subgroupings and 1,175 individual programs. A list of CIP classifications is included as Appendix D. The number of credits attempted and the grade received by the student for each course were also entered.

3.3 The Computer Assisted Data Entry (CADE) System

3.3.1 The CADE Concept

Conventionally, in large-scale social studies, the two major data preparation tasks, editing/coding and data conversion, are typically performed in sequence, and by different individuals. Editor-coders are trained to follow clearly defined procedures to abstract, classify and systematize data, and to identify any problems in collected data for resolution by supervisors or researchers. Edited and coded documents are then passed to the data conversion operators (typically key-entry operators, or increasingly, operators of optical scanning devices) for efficient and accurate conversion of data to machine readable form. In the usual case, most often the processing of responses from survey questionnaires, the training and skills appropriate for a coder would differ considerably from those for a key-entry operator, and vice-versa.

The postsecondary transcripts study presented the special problem of abstracting, coding, and organizing data from a large number of forms (over 28,000 for both CS cohorts) of greatly varying appearance and content. Compared to the typical survey questionnaire, the amount of data to be keyed per transcript was very small (even though the number of transcripts to be processed was large). Perhaps most important, the greatest share of the coding task involved the use of a moderately complex taxonomy to assign CIP codes to course titles, degrees and fields of study. (Approximately three-fourths of the editor/coder's task was judged to be this type of coding.)

Previous experience on complex data abstraction studies involving small amounts of keyed data suggested that combining the tasks of coding and data conversion in a computerized coding program would

EXHIBIT 3.1

POSTSECONDARY EDUCATION TRANSCRIPTS STUDY: DATA ORGANIZATION

I. Student-Level Record

- Student ID
- + Numbers of transcripts requested and received
- + Flag for presence of transfer courses on any transcript
- + Counts of regular credits for 50 major subject areas
- + Counts of transfer credits for 50 major subject areas
- Survey data and composite variables from student data files
 - Socio-demographic variables
 - Characteristics of secondary school attended
 - Composite HS&B achievement test scores
- Sampling weights
- + Activity state indicators constructed from transcript data
- + Cumulative credit counters constructed from transcript data

II. Transcript-Level Record

- * Student ID
- + Sequence Number (to permit sorting of multiple transcripts)
- * Degree(s) Awarded (Y/N)
 - * Types of Degrees
 - * Names of Degrees
 - * Honors Received in Conjunction with Degrees (Y/N)
 - * Dates of Degrees Received
 - * Month and Year
- * Overall Grade Point Average for Program
- * Field(s) of Study
 - * Major(s)
 - * Name(s)
 - * CIP Code(s)
 - * Minor(s)
 - * Name(s)
 - * CIP Code(s)

III. Term-Level (see Exhibits 2.3 and 2.4)

- * Type of "Term"
 - * Types Other Than Academic Terms
 - * Test(s), Other Than Tests
 - * Types of Academic Terms
 - * Semester, Trimester, Quarter, Variable Length
- * Institutional Context of Term (i.e., non-transfer or transfer)
- * Date of Term (Month OR Season and Year)
- * Grading System in Effect During Term (Letter or Numeric)

IV. Course-Level (see Exhibits 2.5 and 2.6)

- * Name of Course
- * CIP Code for Course Subject Area
- * Grade Received
- * Credits Attempted

- * denotes an item entered from transcripts via the CADE program
- + denotes an item derived from transcript data, but not entered directly
- denotes an item merged from other data sources

offer efficiency gains. After investigating several alternatives, NORC adapted its proprietary Computer Assisted Data Entry (CADE) system for processing postsecondary transcripts.

Under the adaptation for the Postsecondary Education Transcript Study, a single member of the data preparation staff reviewed a given transcript, identified in-scope data, made classification decisions (e.g., assigning standard subject codes to courses), and entered all pertinent information into a computer file. Combining these steps ensured that transcripts would be handled as internally consistent, integrated records of an individual's educational activity. Moreover, since all transcript processing occurred at a single station, the use of CADE reduced the number of steps at which records might be lost or misrouted, or other errors introduced into the database.

3.3.2 Computer Hardware and Software Used

The postsecondary transcript implementation of the CADE program was written at NORC in the Pascal programming language for the Apple MacIntosh microcomputer. Each of twenty transcript coders was assigned a personal computer for this task. The program prompted the operator, in sequence, for all of the data elements marked with the "*" symbol in Exhibit 3.1. The program would continue to repeat the cycles of term records within transcripts and course records within terms until the operator indicated that all data had been entered. Certain features of the program were "menu-driven," to permit access to any level of the data hierarchy for revisions, error correction and so on.

The following exhibits illustrate a few of the entry screens presented by the CADE system for handling transcript-level, term-level, and course-level data. Each box depicts a MacIntosh computer screen exactly as it appeared to coders.

The CADE program enforced predetermined range and value limitations on each field. Thus CADE operators could not enter an illegitimate ID number for a postsecondary institution or a sampled student. Other program features prevented the entry of an illegal student-school combination. Only legal CIP codes could be entered for fields of study or course title codes. Grades and credit values could be entered only from specified ranges (see, for example, Exhibit 3.4).

The most challenging part of the coding task was the classification of fields of study and course titles using the CIP taxonomy. As described below, coders were extensively trained to use the CIP manual, course catalogs and other school materials to accurately assign 6-digit program codes. To supplement conventional uses of the CIP manual, the CADE program included a computerized version of it. When activated, coders were able to use the exceptional speed of the MacIntosh's Motorola 68000 microprocessor to search for and display CIP codes and their definitions. Alphabetical (string searches) and topical (numeric searches) for appropriate CIP codes were thus possible (at various levels of generality/specificity).

Transcript I.D. / Coder I.D. 001			
FICE	Sequence	Student I.D.	Check Digit
000090-0	000	000000-0	0
Mailing: Unspecified			
<u>C</u>CE code <u>S</u>Sequence Number <u>S</u>tudent I.D. <u>C</u>heck Digit <u>M</u>ailing Code			
<u>U</u>se these specifications or <u>Q</u>uit.			

EXHIBIT 3.2 The initial CADE screen displaying transcript-level identification fields

Transcript I.D. / Coder I.D. 001			
FICE	Sequence	Student I.D.	Check Digit
007184-8	009	702944-0	8
Mailing: July			
<u>C</u>ICE code <u>S</u>Sequence Number <u>S</u>tudent I.D. <u>C</u>heck Digit <u>M</u>ailing Code			
<u>U</u>se these specifications or <u>Q</u>uit.			

EXHIBIT 3.3 Fields have been selected by typing the corresponding (outlined and underlined) letter and values have been entered for each field.

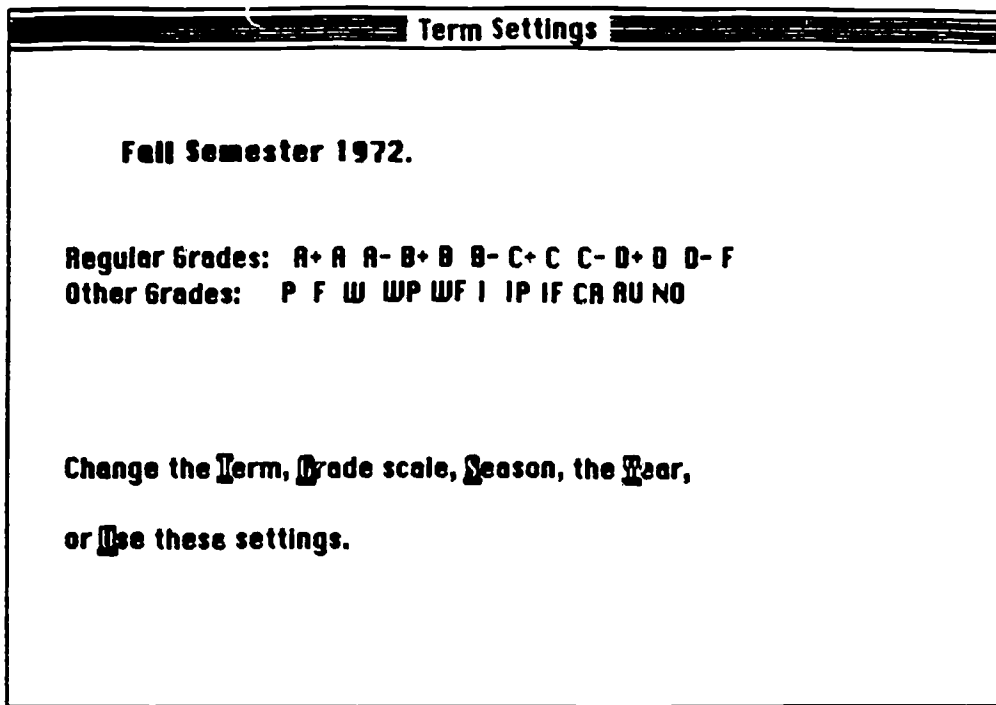


EXHIBIT 3.4 Term-level variables are displayed for coder selection. "Fall Semester 1972" is the default setting against which changes are entered as appropriate

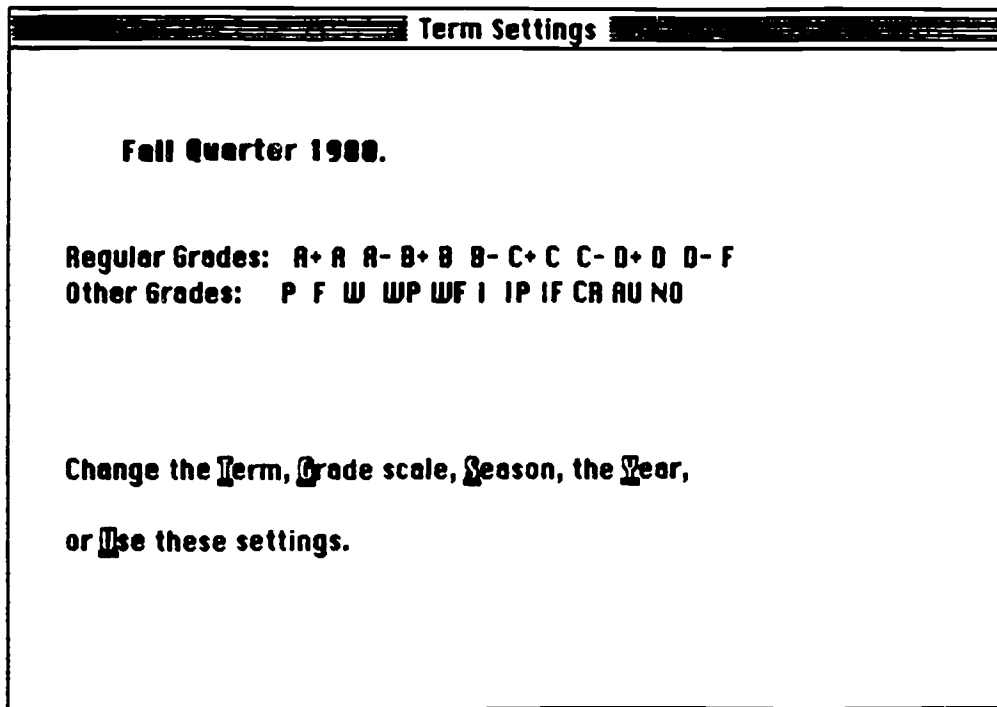


EXHIBIT 3.5 Term Type and Year have been changed from the default values

Course Entry			
Fall Quarter 1980			
CIP	GRADE	CREDIT	COURSE / CLASSIFICATION
Press RETURN to stop, BACKSPACE to change term settings, or Enter transcript course name -->			

EXHIBIT 3.6 Since the Term Settings have been selected, Course-Level Data may be entered. The screen shown displays the prompt for entry of the name of the first course listed on the transcript under Fall Quarter 1980.

Course Entry			
Fall Quarter 1980			
CIP	GRADE	CREDIT	COURSE / CLASSIFICATION
400504	B	4	"ORGANIC CHEMISTRY" / ORGANIC CHEMISTRY
Press RETURN to stop, BACKSPACE to erase last course, or Enter transcript course name -->			

EXHIBIT 3.7 Course Entries for Fall Quarter 1980, displaying the coder options (prompts) for ending the Term, correcting the entry, or proceeding to the next Course in the same term.

This feature of CADE increased the speed and efficiency of course coding by providing each coder with the capability of a nearly instantaneous yet comprehensive review of all plausible CIP code choices. However, because this feature was potentially subject to abuse by coders who might be tempted to guess program codes rather than consult course catalogs and the full CIP manual, coders were not given access to the automated CIP search feature until their unassisted performance surpassed established quality control standards monitored daily by their supervisors. Coders who fell below the standard were deprived of the search facility until their error and discrepancy rates returned to the acceptable range.

3.4 Coder Training

Nine days of intensive training were provided for the coding staff immediately prior to beginning work. The training involved formal classroom instruction (five days) as well as independent coding practice and drills (four days). The training was longer and more extensive than is usually provided. This was attributable to the novelty of the coding/data entry technique employed, the large scale and complexity of the task and the relatively large coding staff, and the vast range of program and course subject matter areas with which coders required familiarity. The benefit of the training investment was immediately apparent in the high quality of the coding work (both initially and throughout the period of activity) and the exceptionally low turnover rates for the coding staff.

In the classroom, four major topics were addressed: 1) the hierarchical data organization, 2) the variations of form and content among postsecondary transcripts, 3) operation of the CADE program on the MacIntosh computer, and 4) the CIP system for course and program coding

After a review of the overall data record hierarchy, coder trainees studied transcript samples from a wide variety of postsecondary schools. Exercises were conducted during which trainees identified in-scope data on the transcripts and their place within the data hierarchy. Skill in using the MacIntosh-CADE computer system was developed through a self-guided "hands-on" tutorial in addition to classroom instruction. Finally, a major component of the classroom work was devoted to an in-depth orientation to the basic logic of the CIP system for coding programs of study and courses.

During the four-day period of independent transcript coding practice, ten increasingly difficult familiarization exercises were given to assure each coder's achievement of a sound grasp of the CIP classification scheme, its broad topical outlines, and its technical conventions.

3.5 Quality Control

In addition to the continual availability of coding supervisors for technical consultation and guidance, four procedures were used to assure the accuracy of transcript coding. These included the error-

prevention features within the CADE program; the development, circulation and continual updating of a set of policy decisions for resolving technical coding issues; visual comparison by supervisors of printouts of CADE records with the original transcript records; and examination of computer analyses of CIP code utilization.

In addition to monitoring procedures, coders' work was organized to promote efficiency and consistency of judgments. Teams of coders were designated to process the majority of the vocational and proprietary school transcripts, whose programs were generally quite different from those at conventional colleges. This pattern encouraged the development of greater expertise and efficiency in handling vocational records. Also, except in the largest schools, all transcripts from a school were handled by the same coder, promoting better understanding of the school's scheduling, grading and course-naming conventions.

The CADE program itself performed three types of error-screening. Through a check-digit system, the program disallowed entry of incorrect identification data (i.e., school FICE codes, student ID numbers, and combinations of schools and students). Furthermore, each data field was programmed to disallow entry of illogical or otherwise incorrect data. For example, a coder was automatically prevented from entering a letter grade for a course if a numerical grading system had been specified on the term-level record under which the courses were listed. Finally, for each CIP code selected to classify either a field of study or a course, the CADE program automatically displayed, for confirmation, the CIP program name (label) for the code chosen next to the name (from the original transcript) that the coder had entered. Thus, a mistakenly typed but legal CIP code could easily be spotted before the course record was written to disk.

As unanticipated situations arose during the coding period, a policy decision-making protocol was followed. Accordingly, questions were deferred to the appropriate supervisory level at which technical coding policies were set. These decisions were immediately distributed to the coders in the form of supplements to a loose-leaf coding policy manual.

Data entered to the MacIntosh computers via CADE was stored on 3.5 inch diskettes. Although the diskettes proved to be highly reliable, no more than three day's work was stored on a single diskette in order to reduce the risk of unreadable diskettes. A sample of CADE transcripts was selected and printed from every data disk completed. For supervisory review of course coding, the text of the CIP classification chosen was printed adjacent to the course/program name as it was recorded verbatim from the original transcript. Each printout was carefully examined by a coding supervisor who calculated error and discrepancy rates and reviewed their findings with the appropriate coders.

Following the up-loading of data from the MacIntosh-CADE data disks to the mainframe computer system, CIP-utilization lists were generated which displayed, for each coder, all verbatim transcript course-names according to the CIP-code chosen for their subject area classification. This procedure facilitated both the prompt discovery of miscoded courses and feedback to the coders involved.

4. DATA PROCESSING

Data processing activities began with the construction of the subsample of postsecondary attenders from the main survey files, and the creation of lists of institutions from which transcripts were to be requested. They continued with the development of programs and materials to request transcripts and to monitor data collection activities, and with the adaptation of NORC's Computer Assisted Data Entry (CADE) system for the abstraction and coding of transcript information. These activities have been described in Chapters 2 and 3 of this manual. Once transcript data was converted to machine readable form and uploaded from microcomputers to mainframe facilities, further processing included computer editing of the data, the restructuring of transcript subrecords into a set of four rectangular data files for efficient storage, and the creation of sets of program control files to permit the construction of analysis files using either SAS or SPSS, the two most commonly used statistical packages for analyzing NELS datasets. Finally, two sets of adjusted sampling weights for making population estimates with transcript and other survey data were created. This chapter describes the activities from machine editing through data file construction. Sampling and weighting are the subject of Chapter 5.

4.1 Machine Editing

As described in Chapter 3 above, the CADE program was designed with extensive controls on data entry, resulting in very low error rates for all elements in the raw data. The computer editing strategy was guided by the same principles as the CADE design process. That is, a highly flexible approach was necessary to accommodate the tremendous variation in format and quality of transcripts.

First, a thorough analysis was made of the distribution of values for each separate item in the raw data files. The purpose of this check was to identify data values that, based on knowledge of and experience with transcript data, appeared to be errors. Because of the extensive "front-end" cleaning performed by the CADE program, the bulk of the raw data items appeared to have very few errors, with the average error rate less than one half of one percent. In most instances, stray codes and illegal values were the results of rare, random errors introduced during the data transfer (uploading) process, or the results of specific keying errors that could not be prevented in a cost effective manner by the CADE program.

The most commonly detected errors were those resulting from the inappropriate entry by coders of missing values for data elements. In the database design stage, it was determined that a single missing value code would suffice to indicate that the transcript did not contain a given data element (for example, grades or credits were not always reported for courses transferred from another institution). For all data elements, missing data was to be specified by filling the field with "9"s, (i.e., 99, 999, etc., depending on the number of character positions reserved for the element). During the early stages of coding and data entry, some coders were inconsistent in the

use of this convention, resulting in a small number of easily corrected errors. Virtually all of these errors consisted of the entry of too few digits for the field being coded. For example, if a course title on a transcript was missing or unintelligible, coders were to enter the missing value for the six-digit CIP code, "999999." Some coders used 999 while others may have used 9999. In other cases, coders entered nothing (resulting in blanks or zeroes in the data) when they should have indicated with strings of "9"s that the particular data were missing. Correction of these errors and the enforcement of a consistent missing value code was a straightforward procedure since for virtually all transcript data elements, the illegally short string of "9"s did not constitute a legal value.

Besides the problem with missing values indicators, three data items required additional editing: course grades, course credits, and grade point averages (GPA). Each of these fields contained erroneous values, although in no case did illegal (out-of-range) values represent more than a small fraction of one percent of all observations for any variable. Some of these errors were obvious miskeys of a type not detectable at the time of data entry. These were easily corrected. Other errors could not have been corrected without retrieval of the original transcript. In general, the single item error rates were so low, and the costs of cleaning by retrieving the record from the files of over 32,000 transcripts (for both HS&B and NLS-72) so high, that these few errors were generally eliminated by assigning missing values to the data elements.

4.2 Organization and Content of the Data File

The CADE program processed data at three levels described in Chapter 3 above: transcript, term, and course. The design of the final data files called for an additional data level, the student level, under which all transcript data for each sample member would be ordered. The student record was formed by aggregating all records for an individual student, merging data from the sampling and receipt control files, computing a series of composite variables based on data from all of a student's transcripts, and finally merging in a set of composite variables from the main NLS-72 survey data tapes.

In designing the final transcripts database, data storage efficiency was a major consideration. A standard rectangular file organization was ruled out because the amount of space required to handle the maximum record length for every case was impractical. Because the amount of data stored for each case was extremely variable (most cases had two transcript records, an average of 10 terms, and about 39 courses, but some cases had more than twice this amount of data), a flat file structure would have been populated with empty data fields for most cases.

To optimize storage space for the vast amount of information in the transcript study database, each of the four record types (student, transcript, term and course records) was written to a separate file. Analysts may use the four files individually or jointly, depending upon the specific research objectives. For many analyses, researchers

may find it sufficient to use only the composite variables from the questionnaire and transcript files stored on the student-level records. For other purposes, merging the student- and transcript-level records will provide the amount of detail desired. However, for most studies, it will be necessary to merge all four files into a single hierarchical file in which courses are nested within terms, terms within transcripts, and transcripts within students. Once this merged file is created, analysts may construct any number of composite indicators of educational activity, and then reduce the data matrix to keep only the variables essential to the analysis in a rectangular file with one record per student. Managing the data in this way will reduce storage costs for on-line datasets and will minimize the computing (CPU) time necessary to obtain results. Guidelines for merging the four files are presented in Section 4.3 below. Record layouts showing the position and format for each data element in each record type are included in Appendix E.

The student and transcript record data files contain information for all 14,759 survey respondents who reported postsecondary educational experiences in any wave of the survey. Each member of the initial sample (including the "ineligible" cases described in Chapters 2 and 5) has a student-level record in the file. A transcript record was created for each requested transcript, even if the transcript was not returned, or if school officials reported that a student had never actually enrolled. Cases for whom transcripts were requested but not received have "dummy" transcript records in the file.

On each transcript record is a disposition (status) code showing either that the transcript was received and processed, and that term and course records exist in the appropriate files, or showing the reason (if known) that the transcript was not received (e.g., school had closed, records lost or unavailable). For cases (transcripts) defined as out-of-scope (see Chapters 2 and 5), this disposition field contains the code indicating that the school reported that the student never attended the named school and that no transcript exists. Users should note that any given sample member may have a combination of transcript records classified as "received and processed," "not received, but in-scope," and "out-of-scope" associated with his or her student-level record. For conventional analyses of these data using the adjusted weights attached to these files, it is strongly recommended that analysts first purge from the files all 829 cases (including ineligibles and eligible non-respondents) with no transcripts in the file. This is easily accomplished by dropping cases who have a value of "0" for the variable NUMTRANS (tape position 9-9) on the student-level record.

Associated with each "in-scope" transcript are one or more Term Records containing data for each of the terms reported. (No term or course records were created for cases for whom no transcripts were received.) Separate course records were created for each unique course taken within a term, including failed and audited courses. A full description of each of these records, including specific data items, follows.

4.2.1 The Student Record

As noted above, a student-level record was included in the database for every sample member for whom a transcript was requested, including those who later proved to be ineligible (never attended), or for whom no transcripts were received. Student-level records contain identifying and survey control data, aggregations of credits earned across all transcripts, activity state pointers, composite variables from the main NLS-72 files, and weights.

A total of 928 student-level records exist for out-of-scope cases. These records should be omitted from conventional analyses. Although raw weights have been included for these cases to permit the calculation of additional customized weights, the adjusted weights for ineligible cases is always set to the value "zero" (see Chapter 5).

Specific data items in the student-level record are described below. For each data element we show its SAS or SPSS system file variable name (a mnemonic of up to eight characters), its physical tape position on the data record (in parentheses), a short description of the field contents and the nature of the values stored in the field. Frequency distributions for all categorical variables on the Student Record are displayed in the Codebook that follows Chapter 5.

Field	Tape Position	Description
1. RECTYPE1	(1-1)	A record type indicator. A value of "1" indicates a Student Record.
2. STUID	(2-7)	The standard 6-digit student identification code that can be used to link each student with other records such as Transcript or Term records. It also can be used to link to the main survey data file or other school or student files.
3. REQTRANS	(8-8)	The total number of transcripts requested for the student. Values range from 1 through 7.
4. NUMTRANS	(9-9)	The actual number of transcripts received. Cases for which no transcripts were received are coded "0." However, a dummy transcript record was created for these cases. Values range from 0 through 6.

5. TRNSFERS (10-10) A flag that is set to "1" to indicate that transfer courses were processed for this student. The code "0" indicates that no transfer credits appeared on any transcripts received for the student. A value of "9" was entered for students for whom no transcripts were received (including ineligibles). A total of 3,465 NLS-72 cases had transfer credits.
6. RCRED01 (11-163) Counts of "regular" (i.e., non-transfer- through red) credits earned at non-vocational RCRED99 schools. These counts are computed across all transcripts from collegiate (including 2-year and 4-year colleges and universities) processed for a student. The mnemonics for the counter variables are based on the highest level of aggregation (i.e., the first two digits of) the course CIP code. Thus, RCRED20 is the count of regular credits for courses with CIP codes in the range of 200000 through 209999. (RCRED99 counts regular credits earned in courses which could not be assigned an existing CIP code and were assigned the course code of "999999.") The value "0" is stored in these fields if the student took no courses in the designated CIP category. Cases with no transcripts in the file (including ineligibles) were assigned the missing value "999." Transfer courses are excluded from these credit counts.

No attempt was made to standardize the values of credits across collegiate institutions. These variables contain the sums of the credit values as reported on the transcripts. See Section 4.4 below for a discussion of the issue of standardizing credits and grades across institutions.

In most of these fields, the total number of regular credits ranged between 0 and 100 credits. A very few individuals have credit totals greater than 100 in a specific program area. Data users may wish to examine these few cases with extreme values before including them in analyses.

7. TCRED01 through TCRED50 and, TCRED99 (164--316) Counts of transfer credits appearing on all collegiate transcripts for a student. They are analogous to the variables RCRED01 through RCRED99 except that only credits that appear as transfer credits are counted.

Data users should note that there was no cost-effective means for ensuring that transfer credits were not double counted. That is, it is conceivable (although very unlikely, given the numbers of cases involved) that the same credits transferred to more than one institution were counted more than once in calculating these sums. Since only about 24 percent of the cases have any transfer credits, and since relatively few students (about 15 percent) received transcripts from more than two schools, double counting of transfer credits appears to be unlikely.

Students with no transfer credits in the designated CIP category have values of "0" in these variables. Students with no transcripts in the file (including ineligible) are assigned the missing value of "999." Regular credits are excluded from these counters.

As for the "regular" credit sums, no attempt was made to standardize the values of transfer credits across institutions.

The total number of transfer credits for any individual was generally small. The largest observed value was 89 credits in Life Sciences courses for one sample member. Most values are less than 30 transfer credits.

The next 13 variables are composite variables extracted from the main NLS-72 fourth follow-up survey data file. They include the following:

8. CRACE (317-317) Composite race/ethnicity (taken from the fourth follow-up survey data file).
9. CSEX (318-318) Composite sex (combines data from all survey waves to eliminate missing values for all but 16 cases).

10. HSPGM (319-319) Self-reported high school program (General, Academic or Vocational).
11. PARTIC (320-323) A set of flags indicating whether the sample member completed questionnaires for the base year, first, second, and fourth follow-up surveys. This field may be treated as four binary fields coded as "1" if the student participated in a survey, and "0" otherwise. A student who participated only in the first follow-up survey would have the value "0010," while a student who participated only in the first and second follow-ups would have the value "0110." Those who participated in all four waves reflected in this flag (9,212 cases or 62 percent of the transcript study sample) have the value "1111."
13. REGION (324-324) The census region in which the student's base year high school was located.
14. BYTEST (325-325) The quartile of the weighted distribution of base year NLS-72 achievement test scores in which the student's composite test score falls (taken from the fourth follow-up survey data tape). The second and third quartiles have been combined to form the "medium" category for this variable.
15. BYSES (326-332) The composite, standardized base year SES scale score constructed from measures of father's occupation and education, mother's education, family income and material possessions in the household. This field stores the SES composite in continuous format. The following field stores SES quartile values. (Taken from the fourth follow-up survey data file.)
16. BYSEST (333-333) The quartile of the weighted distribution of the SES measure into which the student's composite SES scale score falls. The second and third quartiles have been combined to form the "medium" category for this variable. (Taken from the fourth follow-up survey data file.)

Four weights are attached to the student-level records (see Chapter 5 for a full discussion of weighting procedures).

17. WT7 (334-340) WT7, the NLS-72 raw weight, indicates the number of cases in the population that the sample member represents. It is calculated as the inverse of the student's overall selection probability. The raw weight is unadjusted for the presence or absence of any data elements. It is not generally useful for data analyses, but forms the basis for the calculation of additional weights that are adjusted for nonresponse. Values for WT7 have been included for ineligible cases to allow users to construct additional adjusted weights for specific purposes.

18. WT1 (341-347) The raw weight (WT7) adjusted for the presence of at least one transcript in the data file. The value of this weight ranges from "0" for ineligibles and cases for whom no transcripts were received, through a high of over 1,400 students sampled with relatively low probabilities. WT1 should be used for calculating statistical estimates using the 12,602 cases with at least one transcript in the file. A full description of the methods used to compute weights can be found in Chapter 5.

19. WT2 (348-354) The raw weight (WT7) adjusted for the presence of transcript data AND questionnaire data from the fourth follow-up survey. The value of this weight ranges from "0" for ineligibles and cases who either are missing transcript data or fourth follow-up questionnaire data, through a maximum of over 1,100. WT2 should be employed to analyze data from the 11,027 cases with transcripts and fourth follow-up questionnaire data. A full description of the methods used to compute weights can be found in Chapter 5.

20. WT3 (355-361) The raw weight (WT7) adjusted for the presence of transcript data AND questionnaire data for five critical items collected during several survey waves (sex, race/ethnicity, high school program, high

school grades, and socio-economic status). The value of this weight ranges from "0" for ineligibles and cases who either are missing transcript data or only one of the five critical variables, through a maximum of over 1,400. WT3 should be used to analyze data from the 11,607 cases with one or more transcripts and all five critical items in the database. A full description of the methods used to compute weights can be found in Chapter 5.

21. PSTSOC72 (362-362) These variables provide data on students
 CREDOC72 (363-365) for 12 points in time beginning in October
 PSTSFE73 (366-366) 1972 and ending in July 1976. Within each
 CREDFE73 (367-369) year the student's enrollment status and
 PSTSJU73 (370-370) school type along with the total cumula-
 CREDJU73 (371-373) tive credits earned to that point are
 PSTSOC73 (374-374) recorded for the months of October,
 CREDOC73 (375-377) February, and July. Only "standard terms"
 PSTSFE74 (378-378) are used for these calculations. These
 CREDFE74 (379-381) "standard terms" are semesters, trimes-
 PSTSJU74 (382-382) ters, and quarters. In cases where the
 CREDJU74 (383-385) type of term could not be determined or no
 PSTSOC74 (386-386) dates were available, courses in those
 CREDOC74 (387-389) terms were ignored. Variable names for
 PSTSFE75 (390-390) Activity Pointers are formed with a root
 CREDFE75 (391-393) of PSTS concatenated with month and year.
 PSTSJU75 (394-394) The root for Cumulative Credit Counters is
 CREDJU75 (395-397) CRED. The Codebook that follows Chapter 5
 PSTSOC75 (398-398) displays the values and frequency distri-
 CREDOC75 (399-401) butions for these variables.
 PSTSFE76 (402-402)
 CREDFE76 (403-405) Cumulative credit counts could be calcu-
 PSTSJU76 (406-406) lated as described for 11,508 NLS-72
 CREDJU76 (407-409) cases. Counts were not calculated for 928
 ineligibles, 1,229 eligibles for whom no
 transcripts were processed, and 1,094
 cases who either attended only vocational
 schools with non-traditional credits or
 whose transcripts were missing data for
 all courses taken during the specified
 period.

4.2.2 The Transcript Record

One transcript-level record was created for each transcript requested for each sample member. There is at least one Transcript Record for every student; over one-third of NLS-72 sample members have multiple Transcript Records. For ineligible cases, or for eligible cases for whom a transcript was not received, the transcript-level

record is a placeholder or dummy record where information about the transcript request (e.g., the institution's ID number, the final data collection status code, etc.) is stored. If a transcript was received and processed, the transcript record stores information related to the entire spell of attendance at that school, such as degrees received, grade point averages, whether the school accepted any transfer credits, and so on. Information related to specific terms of attendance or specific courses taken is stored on term- or course-level records, which may be linked by a combination of ID keys to the transcript record with which they were originally associated. There are a total of 24,431 Transcript Records in the NLS-72 database. Specific data items are as follows:

Field	Tape Position	Description
1. RECTYPE2	(1-1)	A record type indicator. A value of "2" indicates a Transcript Record.
2. STUID	(2-7)	The standard 6-digit NLS-72 student identification number that can be used to link the Transcript Record with other records such as the Student or Term records. It also can be used to link to the main NLS-72 survey data files or other school or student files.
3. TRANSNUM	(8-8)	A transcript record was created for each transcript requested for each sample member. This field stores the sequence number of a specific transcript for a particular student. If students attended more than one school, their transcripts were sorted by DEGMON1 and DEGYR1 (see descriptions below). A sequential transcript number was assigned and stored in this field.
4. FICE	(9-14)	This field contains the identification code (FICE code or vendor number) of the postsecondary institution from which the transcript was requested. Lists of FICE or vendor codes are included as Appendices B (numerical order) and C (alphabetical order).
5. TRNSFLAG	(15-15)	A data availability flag. When set to the value "1" indicates that a transcript was requested and received. This flag

may be used to conveniently separate the 19,033 actual (coded) Transcript Records from the 5,398 dummy Transcript Records.

6. TRNSFERT (16-16) A data availability flag. When set to the value "1" indicates that transfer courses were reported on the transcript. A total of 4,001 transcripts received had transfer credits included.
7. FINDISP (17-17) This field contains the final data collection disposition for each separate transcript request. If the requested transcript was not received, the reasons for non-receipt is indicated by the value of FINDISP. Ineligible (out-of-scope) transcript requests are denoted by the value "3" in this field. The complete list of values is
- | Transcripts
Affected | Number | |
|-------------------------|--------|--|
| | 19,033 | "1" - Transcript received; |
| | 272 | "2" - School refused to send transcripts; |
| | 2,565 | "3" - School officials reported student never attended; student reported non-existent school (i.e., diploma mill); |
| | 1,113 | "4" - School reported transcript was lost or destroyed; |
| | 210 | "5" - School closed; request packet undeliverable |
| | 1,238 | "6" - No response from school. |
| Total | 24,431 | |
| Inscope | 21,866 | |
8. PSREGION (18-18) This field indicates the U.S. Census region in which the postsecondary institution from which the transcript was requested is located. A fifth value indicating foreign schools is included.
9. INSTYPE (19-19) The type of institution from which the transcript was requested. Possible values are
- "1" - Vocational or proprietary;
 - "2" - Private, non-vocational college or university;
 - "3" - Public, 4-year college or university;

- "4" - Public, 2-year college (non-vocational);
- "5" - Foreign school;
- "6" - Unclassifiable school;

10. TERMS (20-21) The number of terms reported on the transcript, and hence the number of Term Records associated with the Transcript Record. Data users should note that the use of the label "term" is somewhat broader than usual. In addition to "standard" school terms such as semesters, trimesters or quarters, some of the "terms" may be of "non-standard" type, for example, "transfer terms" under which all transfer course credits were listed, "indefinite" terms of no fixed duration, or "exam terms" under which credits earned by examination were stored. With two exceptions, there is at least one term-level record for each transcript record that is not a "dummy" transcript record (created for ineligible or for eligible transcripts not received). In these two exceptions, the transcripts had such unusual formats that no term or course information could be abstracted. The maximum number of term records associated with a transcript record is 35. Over 75 percent of the transcripts have 16 terms or fewer. About half the transcripts (49 percent) have 7 terms or fewer.

The next 18 data items (tape positions 22-81 on the Transcript Record) provide up to three sets of six pieces of information about educational credentials earned during the terms reported on the transcript. A maximum of three credentials (usually academic degrees) are described. For each degree, data are available on the type of degree, a text field containing the credential name as it appeared on the transcript, a grade point average associated with each degree, whether honors were conferred with the degree, and the month and year the degree was conferred. Specific items are as follows:

11. DEGREE1 (22) These fields contain codes describing the types of degrees (B.A., M.A., etc.) earned and reported on the transcript. Up to three degrees were coded for respondents who earned multiple degrees (e.g., B.A.,

DEGREE2 (42)

DEGREE3 (62)

M.A., and Ph.D.) at the same school. Degrees were entered onto Transcript Records in the same order that they appeared on the transcript forms. About 7,800 of the transcripts contain information on at least one credential. About 560 transcripts indicated a second degree, license or certificate. Only 47 transcripts indicated a third credential.

Values associated with credential types are

- "1" - Associate
- "2" - Bachelors
- "3" - Masters
- "4" - Ph.D.
- "5" - License
- "6" - Certificate
- "7" - No degree reported
- "9" - Missing transcript

12. DEGNAME1 (23-29) These fields contain verbatim text of the degree name as it appeared on the transcript. These fields may be used to create finer divisions among the degree types than are available in the DEGREE(n) variables.

13. GPA1 (30-36)
GPA2 (50-56)
GPA3 (70-76) These fields contain the grade point average associated with the nth degree listed on the transcript. If only one GPA was reported on the transcript, it was either attached to the degree designated on the transcript, or, if not so designated, the single GPA was attached to the highest degree earned. In the great majority of cases only one degree and one GPA were reported on the transcript.

In the majority of cases a GPA was reported when no degree had been earned. These values were stored in the first of the three fields (GPA1).

Data users should note that the grade point averages stored in these fields reflect exactly the values (hence, grade scales) reported by the institutions. No attempt was made to rescale these scores to a standard metric. Although the most commonly reported scores were based on a conventional four-point scale (where a

grade of A is worth 4 points, B is worth 3 points, C is two points, D receives 1 point and failure receives 0 points), a few schools' grading systems departed widely from this norm.

Ninety-nine percent of the GPAs reported fell in the range 0 to 4.0. Only 120 transcripts contained values greater than 4. Of these, only 48 transcripts showed GPAs greater than 5.0. The user should carefully examine the distributions of data values for these items before including them in any analyses.

Information was not always available to determine whether the GPA reflected a 4-point grading system or some alternative. The variable GENGPA described below represents one attempt to standardize the calculation of GPA to a common numeric scale. Users are advised to compare the reported GPA to the value for GENGPA for each case to evaluate any assumptions about GPA scale properties on which their analyses may depend.

- | | | | |
|-----|---------|---------|---|
| 14. | HONORS1 | (37) | These fields indicate (with a value of "1") whether any honors designation, such as Cum Laude, was conferred with the nth degree. |
| | HONORS2 | (57) | |
| | HONORS3 | (77) | |
| 15. | DEGMON1 | (38-39) | These fields indicate the month the degree or other credential was awarded. |
| | DEGMON2 | (58-59) | |
| | DEGMON3 | (78-79) | |
| 16. | DEGYR1 | (40-41) | These fields indicate the year the degree was awarded. |
| | DEGYR2 | (60-61) | |
| | DEGYR3 | (80-81) | |

The next 12 items (Transcript Record tape positions 82-267) contain a variety of data related to a student's field(s) of study at a given institution. For each transcript data are recorded for up to three major fields and three minor fields or concentrations. Majors and minors were coded using the six-digit CIP taxonomy. In addition, a verbatim text field was entered reflecting the information appearing on the transcript.

17. MAJCIP1 (82-87) These fields contain the six-digit CIP
 MAJCIP2 (113-118) code for each of up to three reported
 MAJCIP3 (144-149) major fields. Major fields were report-
 ed on 9,429 transcripts. Second majors
 were indicated on 602 transcripts; third
 majors were indicated on only 43 records.
18. MAJTEXT1 (88-112) These fields contain the verbatim text
 MAJTEXT2 (119-143) for the nth major reported.
 MAJTEXT3 (150-174)
19. MINCIP1 (175-180) These fields contain the six-digit CIP
 MINCIP2 (206-211) code for the minor field of study. Only
 MINCIP3 (237-242) 572 NLS-72 transcripts included data on
 minor fields; second minors were report-
 ed only on 41 records.
20. MINTEXT1 (181-205) These fields contain the verbatim text
 MINTEXT2 (212-236) for the nth minor field reported.
 MINTEXT3 (243-267)
21. GENGPA (268-274) This field contains a "synthetic" grade
 point average calculated from the re-
 gular (non-transferred) courses listed
 on the transcript. It represents one
 attempt to create a standardized grade
 scale on which students attending insti-
 tutions with differing grade schemes
 might be compared. To compute this
 score, first, all letter grades were
 converted to numeric equivalents on a
 typical collegiate 4.0-point system
 (A=4, B=3, C=2, D=1, F=0), ignoring
 whatever underlying numeric scale the
 school used to calculate its own grade
 point average. Then, because courses
 vary in terms of the credits they carry,
 the rescaled grades were weighted
 (multiplied) by the accompanying course
 credit values, and summed. These sums
 were then divided by total credits at-
 tempted to produce GENGPA.

This data item was computed for non-vocational schools only. Courses with numeric grades (only about 2 percent of the total), Pass/Fail grades, Satisfactory/Unsatisfactory grades were not included in the calculation. The effect of plus and minus signs on grades was also ignored.

Although this computed variable meets the criterion of placing students on a common numeric scale (an "A" for a full credit course is assigned the same numeric value at all institutions), this scale should not be interpreted as implying that the same grade at different institutions signifies the same underlying quality of student work. This scale addresses the problems of non-comparability of grades based on differing numeric models (e.g., 4-point, 5-point, 10-point scales, etc.). It does nothing to confront the problem of widely varying grading standards at different institutions. Data users should use due caution in comparing values on GENGPA for students attending very different types of schools or enrolled in programs of varying length and difficulty.

A value for GENGPA was successfully computed for 16,456 NLS-72 transcripts (86 percent of the 19,033 processed transcripts.) Calculated values range between 0.05 and 4.0.

22. TCREDA (275-277) This field contains the sum of all regular (i.e., non-transfer) course credits attempted across all terms associated with a specific transcript. Sums were based on values as they were reported on students' records. No attempt was made to standardize these credits prior to calculating the sum.

TCREDA was successfully calculated for 17,304 cases (91 percent of the 19,033 processed transcripts). The remaining 1,729 cases were missing credit data on their transcripts.

23. TCREDE (278-280) This field contains the sum of all regular (i.e., non-transfer) credits earned, that is, credits for courses in which a passing grade was reported, across all terms on a specific transcript. Sums were taken on values as they were reported on students' records. No attempt was made to standardize these credits prior to calculating the sum.

TCREDE was calculated for 16,943 transcripts (89 percent of the 19,033 processed transcripts). Total earned credits could not be computed for 2,090 transcripts.

4.2.3 The Term Record

A Term Record was created to store data for each term associated with a transcript, and to provide an organizing mechanism for linking course-level records associated to a given term and transcript. Students have widely varying numbers of Term Records (up to 35 terms), reflecting the amount of time spent in postsecondary schooling. Students who enrolled only in one short-term vocational program, or who stayed for only one semester at an academic institution may only have a single Term Record in the file. Approximately 14 percent of the 19,033 coded transcripts had a single associated Term Record. Students continuously enrolled in institutions of higher education since high school graduation have many more Term Records in the database. The NLS-72 transcript database includes a total of 122,584 Term Records (covering the 12,602 students for whom one or more transcripts were received). Approximately half (51 percent) of the transcripts in the file are linked to five or fewer terms. An additional 30 percent of the transcripts are linked to between 6 and 10 Term Records. Eleven percent of the transcripts are linked to more than 12 Term Records.

Most Term Records describe conventional academic terms of study such as semesters or quarters. These Term Records store data that pertain to courses taken during the specified term, and which otherwise would have been repetitively and wastefully stored directly on Course Records. Term Records include such items as beginning and ending dates for the term and the grade scale being used for the courses taken in that term. In some cases, grading schemes at a school changed during a student's spell of attendance. Data on term records help to identify these instances for proper handling.

For some transcripts "dummy" Term Records were created for the purpose of organizing non-conventional courses such as those transferred from another school, or for course-equivalents such as credits awarded by examination. Dummy Term Records generally do not have valid data in such fields as dates and grade scales. The data items on the Term Record are as follows:

Field	Tape Position	Description
1. RECTYPE3	(1-1)	This field is a record type indicator where the value "3" indicates a Term Record.

2. STUID	(2-7)	The standard 6-digit NLS-72 student identification number that can be used to link the Transcript Record with other records such as the Student or Term records. It also can be used to link to the main survey data files or other school or student files.
3. TRANSNUM	(8-8)	The sequence number of a specific transcript for a particular student. If students attended more than one school, their transcripts were sorted by DEGMON1 and DEGYR1 (see descriptions below). A sequential transcript number was assigned and stored in this field.
4. TERMNUM	(9-10)	The sequence number of a specific term within a particular transcript. Terms are sorted by date (SORTDATE - see below) within transcript.
5. SORTDATE	(11-14)	This field stores the date (in the format MMY) used to sort terms and assign sequence numbers. When possible, the starting dates of terms were used. When these data were missing, ending dates were used. See the description of starting and ending data variables below.
6. TRANSFER	(15-15)	A data availability flag. When set to the value "1," it indicates that the term is a transfer term, that is, the courses associated with it are transfer credits. A total of 7,463 Term Records (about 6 percent) are classified as Transfer Terms.
7. TERMTYPE	(16-16)	The value in this field identifies the type of term (semester, trimester, exam, etc.) to which associated course records belong. The possible values for this variable are
	Number	
	5,010	"1" - Variable length term or noncourse term
	73,162	"2" - Semester
	1,394	"3" - Trimester
	39,598	"4" - Quarter
	922	"5" - Examination for which credits were awarded
	2,498	"7" - Undated & unknown term of study
	122,584	Total

Transcripts containing indications of credits awarded for occupational or other life experiences generally did not list these credits under any academic term. Term type "1" was created to provide a link for the Course Record containing the information about the program area and value of the credits awarded.

Term type "1" was also used for the variable length terms of study employed by certain proprietary vocational programs. Beginning and ending dates for these terms are stored in the relevant fields described below. Terms for which no date information was available to judge duration were classified as term type "7."

- | | | |
|-------------|---------|---|
| 8. COURSES | (17-18) | This field contains a count of the number of courses for this term and an indicator of the number of Course Records associated with it. The values in this field range from 1 to 51. Ninety-one percent of the terms are linked to 6 courses or fewer; 99 percent of terms have fewer than 10 courses. The small percentage of terms with 10 or more courses are non-standard vocational terms of variable or unknown duration. |
| 9. STARTMON | (19-20) | This field gives the numeric value of the starting month for this term (e.g., "01" = January; "12" = December). |
| 10. STARTYR | (21-22) | This field contains numeric value of the calendar year that the term began. The possible values are limited to "72" through "84." |
| 11. ENDMON | (23-24) | This field contains the numeric value for the ending month for the term. |
| 12. ENDYR | (25-26) | This field contains the numeric value for the year the term ends. See the description of STARTYR above. |

13. SEASON (27-27) This field indicates the season ("1" = Fall, "2" = Winter, "3" = Spring, "4" = Summer, "9" = Missing), as shown on the transcript, during which the term occurred. About 7 percent of all terms could not be assigned a season and were coded as missing.
14. GRADCODE (28-28) This field indicates whether the grading scale used during this term was a letter scale (A, B, etc.) or a numeric scale. On over 98 percent of the terms, letter grades were indicated; 1.7 percent of the terms (2,047 terms) indicated numeric systems.
15. PASSGRAD (29-31) If the value for the GRADCODE field equals "numeric," this field indicates the minimum passing grade used by the institution for the designated term. Of the small number of terms using the numeric scale, over three-fourths set the value "1" as the minimum passing grade, suggesting a 4-point scale similar to the numeric basis of most letter grade systems. The remainder were divided among the values "55," "60," "65," "70," "74," "75," "80," "200," and "400," with "70" the most common.
16. HIGHGRAD (32-34) If GRADCODE equals "numeric," this field indicates the highest possible grade used by the institution for the designated term. Three-fourths of the numeric grade terms indicated the value "4" as the maximum possible grade. For all but two of the remaining cases, the maximum score was "100."
17. LOWGRAD (35-37) If GRADCODE equals "numeric," this field indicates the lowest possible grade used by the institution during the designated term. For all numeric grade terms but two, the value given was "0." The sole deviant value was "200" for two terms.
18. MEMO (38-62) MEMO is a verbatim text field that was used by coders to make comments on non-standard features of this term or transcript. If the TERMTYPE is "transfer," the name of the school(s) from which courses were transferred were entered here.

4.2.4 The Course Record

One Course Record was created for every course reported on a transcript. Credit-bearing entities other than courses were also stored in course records (e.g., credits earned through work experience or by examination). Varying numbers of course records are associated with each term for a particular student. In all, there are 490,906 Course Records stored in the NLS-72 transcript database. Data items on the Course Records are as follows:

Field	Tape Position	Description
1. RECTYPE4	(1-1)	This field contains a record type indicator that is set to a value of "4" for Course Records.
2. STUID	(2-7)	The standard 6-digit NLS-72 student identification number that can be used to link the Transcript Record with other records such as the Student or Term records. It also can be used to link to the main NLS-72 survey data files or other school or student files.
3. TRANSNUM	(8-8)	The sequence number of a specific transcript for a particular student. If students attended more than one school, their transcripts were sorted by DEGMON1 and DEGYR1 (see descriptions below). A sequential transcript number was assigned and stored in this field. When used with STUID, this field can be used to link a Course Record with the appropriate Transcript Record.
4. TERMNUM	(9-10)	The sequence number of a specific term within a particular transcript. Terms are sorted by date (SORTDATE - see the Term Record) within transcript. When used with STUID and TRANSNUM, this field can be used to link a Course Record with the appropriate Term Record.
5. CRSECIP	(11-16)	This field contains the six-digit CIP code for the course. Appendix D contains a complete list of the 1,124 CIP codes and program names.

6. CRSECREd (17-23) This field contains the credit value recorded on the transcript for the course. No attempt was made to standardize or otherwise rescale these credit values. Data users should examine the distributions of these variables carefully before including them in any analyses.

Legal credit values ranged from "0" for non-credit courses, audited courses and failed courses, through a maximum of 500 credits assigned to a single "course" identified on the transcript record. In fact, 90 percent of all courses coded carried the integer credit values "0" through "5," and 48 percent of the courses carried exactly 3 credits. When courses with decimal credit values are included, 95 percent of the courses were assigned credit values of 10 or less and 93 percent of the courses carried values of 5 or less.

The majority of credit values greater than 10 were earned by vocational students in non-traditional terms, perhaps lasting several months to a year. Although their programs of study were not broken down into discrete courses, there were often many component segments in the programs for beauticians, jewelers, lab technicians and mechanical repairers. The total credit values assigned to the course or program was often measured in clock hours rather than standard credit hours, leading to some values of several hundred in the credit field. Researchers are strongly urged to examine the distributions of credits and other relevant fields prior to conducting specific analyses. See Section 4.4 below for additional discussion about the data values in the credits and grades fields.

For about 4 percent of the courses coded (8,975 courses) credit information was not available.

7. CRSGRADA (24-25) This field contains the course grade if it is a letter grade. The possible values are

A+ A A- B+ B B- C+ C C- D+ D D-
E & F

for standard grades, and the following additional values for non-standard outcomes

AU = Audit
CR = Credit, no other grade
I = Incomplete
NO = No grade given
P = Pass
S = Satisfactorily completed requirements
U = Unsatisfactory
W = Withdrawal, no grade given
WF = Withdrawal with failing grade
WP = Withdrawal with passing grade
99 = Missing data (about 5 percent of all grades)

About 95 percent of all courses coded (approximately 465,000 courses) were given one of the non-missing letter grades listed above.

8. CRSGRADB (26-32) This field contains the course grade when it is a numeric grade. Numeric grades were entered exactly as given on the transcript. No attempts were made to standardize or otherwise rescale individual course grades. The variable GENGPA on the transcript-level record represents one attempt to place student's grades on a common metric. However, because of the variety of numeric scales used, and because so few students (less than 2 percent) were assigned numeric grades by their schools, numeric grades were not included in the GENGPA composite variable on the Transcript Record.

Only 11,028 of 490,906 courses were given numeric grades (about 2 percent). Values stored in the CRSGRADB field must be interpreted in the context of the maximum, minimum and minimum passing values stored in fields on the Term Records. Seventy percent of the numeric grades given were in the range from 0 to 4 (reflecting the scale properties described under PASSGRAD, HIGHGRAD, and LOWGRAD on the Term Record). Approximately 565 courses (one tenth of one percent of all courses) had values between 5 and 10. Most of the remainder (about 2,600 courses (about one-half of one percent of all courses) had scores between 60 and 100, and appear to be measured on a 100 point system.

9. GRADTYPE (24-24) This field contains a value indicating whether the grade for the course is a letter grade or a numeric grade. Ninety-five percent of the courses coded had standard letter grades. Two percent of the courses had numeric grades and three percent of course grades were missing.
10. CRSENAME (34-58) This field stores the exact text of the course name as it appeared on the transcript. This element was stored to provide users with the opportunity to recode courses using a structure or taxonomy other than that provided by the Classification of Instructional Programs. It may also be used to recode courses according to the more detailed Classification of Postsecondary School Courses now being prepared under a CS contract.

4.3 Merging Records

As described above, the postsecondary transcript database consists of four files, one for each record type. However, the individual record types have been designed to allow for the merging of data from two or more files into a single hierarchical file, or, if necessary, into a very large rectangular file. The relationship among the various record types and the identifiers needed to merge levels are summarized in Figure 4.3-1.

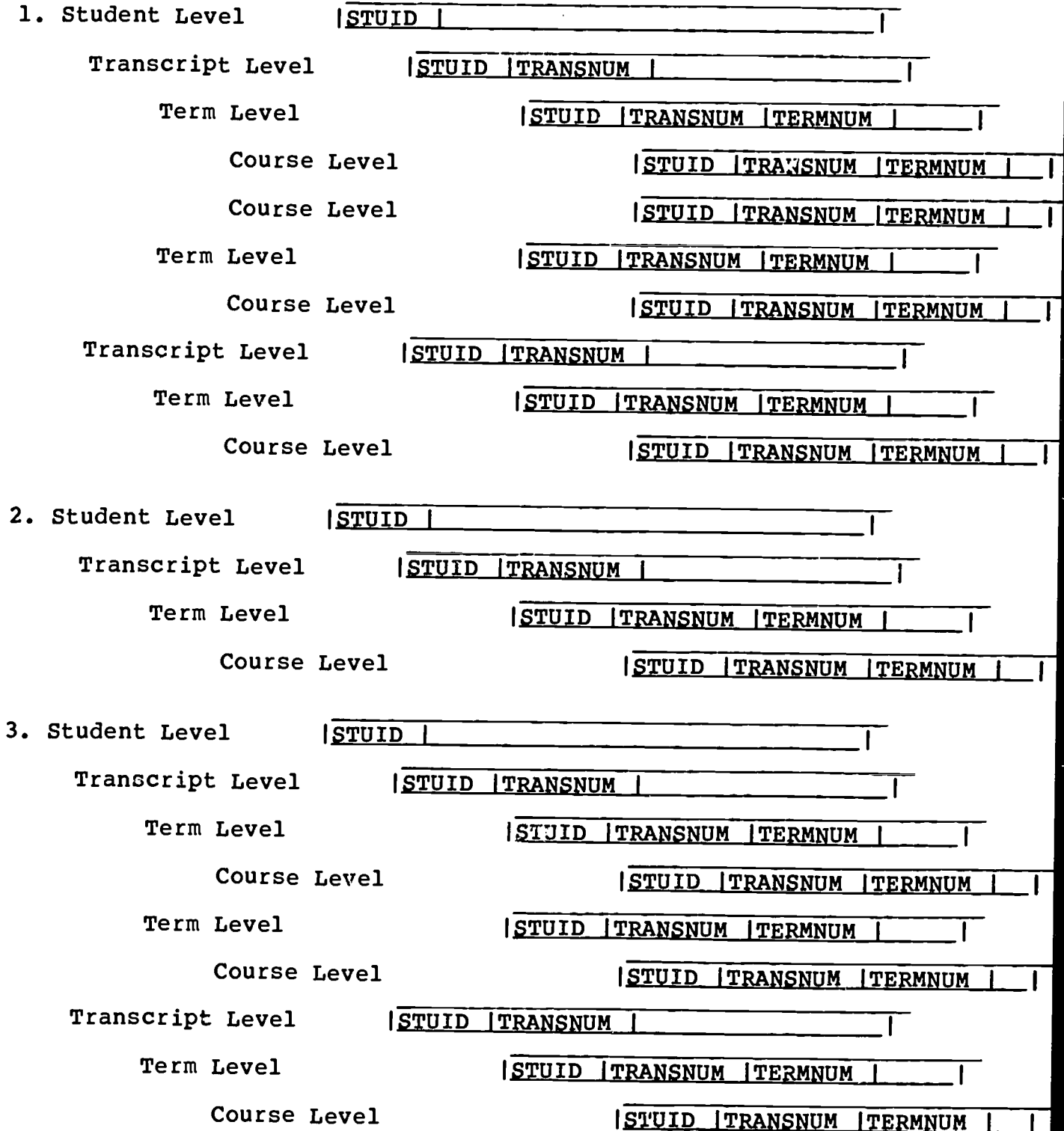
4.4 A Cautionary Note on the Use of Credits and Grades Data in the Postsecondary Transcript Database

As we have emphasized throughout this manual, postsecondary transcript data were abstracted from school records of greatly varying structure and content. It is essential for users of these data to be fully aware that the elements in the database are intended to be a faithful reproduction of the information reported on the transcripts. Except for the creation of the composite variables described above, the transcript data have not been rescaled, standardized, or otherwise manipulated prior to entry into the database. For some items, notably course grades, school reported grade point averages, and course credits, the user must not assume that the data stored in the designated fields are all values from a common underlying metric.

Course grades were entered as they appeared on the transcript. Two types of grades (letter and numeric) were stored on separate fields in the course records in order to minimize the effort needed to compute customized grade indicators.

FIGURE 4.3-1

A Schematic Diagram of the Database Hierarchy
 Representing Nested Transcript, Term and Course Records
 for Three Sampled Students



As explained above, a comprehensive list of allowable letter grades (including such administrative "grades" as "credit given," "audit," "withdrawal," "pass," and "fail") was constructed to handle the entry of letter grades reported by schools. Although nearly all (98 percent) of the schools assigned letter grades, not all schools used all possible grades to make distinctions between student performance levels. Although most schools used conventional "+" and "-" qualifiers, some schools applied these only to selected levels (e.g., C+, C, and C-, but not B+ or B-). More important, however, is the fact that several different schemes of numeric equivalents were used by schools in translating letter grades to number grades for the computation of Grade Point Averages. By far, the most common scheme is the standard four-point collegiate scale (A = 4, B = 3, C = 2, D = 1, E or F = 0). A small number of schools assigned different numeric equivalents, however, such as setting the value of an "A" grade to 5 or 6 numeric points. For this reason, some grade point averages in the fields GPA1, GPA2, and GPA3 on the transcript-level records may exceed the conventional upper bound of 4.0. To overcome this problem of data comparability, the field GENGPA was created by applying the standard four-point scale to all letter grades from all schools, weighting courses by credit values, and computing a "synthetic" grade point average.

Less than two percent of all courses in the file were graded on a numeric scale. These courses were disproportionately found on transcripts from short-term vocational/proprietary school programs. To help establish a basis for standardizing the metric for the numeric grades, the term records contain fields showing the highest, lowest, and minimum passing scores for the designated school's grading system if this information was present on the transcript or in other documentation (bulletins or course catalogs) from the school. Because of their low prevalence and because of the problems in establishing a common numeric scale caused by missing information on schools' grade ranges and minimum passing grades, courses with numeric grades were not included in the calculation of the variable GENGPA described above.

The data in the course credits fields also were entered exactly as reported on the transcript form, with no attempt made to standardize the units. Researchers should use special caution in analyzing and further manipulating course credit data. At minimum, users should familiarize themselves with the variability of data in the fields prior to conducting analyses. We further recommend that users carefully examine the ranges and distributions of credit values reported by different types of institutions (as indicated by the INSTYPE variable (position 19-19) on the Transcript Record). For the most part, standard collegiate institutions reported credits based on the same or very closely related credit scales. At these institutions, the typical academic course in most departments carried a value of 3 credits, and so this is the modal value observed for courses at these institutions. (In fact, 51 percent of all courses taken by HS&B sample members and 48 percent of all courses taken by NLS-72 sample members carried exactly 3 credits.) A significant proportion of courses, especially those in the hard sciences that included extensions such as

laboratory periods and other additions to standard classroom schedules, earned higher credit values, although the majority of the values fall between 3 and 5 credits for these expanded courses. Lower-level courses whose classes met for fewer hours per week had credit values between 1 and 3 (about 20 percent of all courses taken).

Courses with credit values greater than 5 were rare (about 2 to 3 percent of all courses for which credits could be coded). Altogether, 94 percent of the courses taken by HS&B sample members and 93 percent of courses taken by NLS-72 cases had carried between 0 and 5 credits (about 2.5 percent of the courses for both samples carried no credit). Courses with credits values between 5 and 20 accounted for an additional 1.5 percent of all courses taken by HS&B cases, and 2.4 percent of all courses taken by NLS-72 cases. Credit values greater than 20 and up to the allowable limit of 500 (almost exclusively from vocational programs reflecting clock-hour systems) accounted for less than one-half of one percent of those recorded for both HS&B and NLS-72 cases.

Finally, credit values were missing from 5 percent of the courses for both samples. Thus, for most conventional analyses, researchers may wish to recode credit values above, say, 5 or 8 credits, to the missing data code in order to prevent unusual programs with extreme values from affecting results. Researchers who are especially interested in vocational programs and courses should carefully examine all of the data related to courses with high credit values.

Of concern in any analysis of course credits is the possibility of differences between the numeric scales for credits awarded by schools on the semester system and schools on the quarter system. These two types of term systems accounted for about 93 percent of all terms in which sampled students of both HS&B and NLS-72 cohorts were enrolled. Other types of terms were generally very rare in the transcripts. For example, trimesters accounted for only 1 percent of the 175,000 term records in the HS&B and NLS-72 datafiles. Variable-length terms, common at vocational schools, accounted for an average of 4 percent of all terms reported. Semesters, on the other hand, accounted for 65 percent of the terms, and quarters were 28 percent of the terms for HS&B sample members. In the NLS-72 sample, 60 percent were semesters and 32 percent were quarters.

Typically, the number of credits required for graduation from schools on the quarter system is slightly higher than the number required by schools on the semester system. This gives rise to the concern that course credits may not be expressed in comparable units across types of institutions, and that the value of a course given at a quarter system school may have "inflated" credit value, compared to the credit value of the same course at a school on the semester system. Some researchers have suggested that the transcripts datafile include additional fields containing rescaled or standardized credits, to ensure that credits from differing systems were scored on a common metric. A frequent suggestion was that course credits for schools on the quarter system be deflated by a linear transformation in order to more nearly equal those awarded by semester system schools.

Although the Postsecondary Education Transcript Study did not include the resources for a formal study of this issue, a number of empirical analyses demonstrated that the fact of comparability or non-comparability cannot easily be established. The simplest, but most compelling evidence against any simple transformation of quarter system course credits came from comparisons of the credit values of standard collegiate courses taken by students in both types of schools. These comparisons showed clearly that for most typical science, mathematics, social science or humanities courses, the credit values were the same (generally 3 credits) at both types of institutions. Further comparisons of the average numbers of credits carried by students per term showed no systematic or significant differences between the two systems. For these reasons, the final decision concerning course credits was to include on the public release tapes only the raw credit values as they were reported on the transcripts, and to caution users that the comparability of credits across institution and term types could not be assumed, but should be carefully assessed in light of specific analytical objectives.

Finally, a major source of variation in the credit values in the file relates to the use of "clock hours" rather than conventional "credit hours" by vocational and proprietary schools. Students at these schools often earned several hundreds of clock hour credits for completing a unified program made up of several instructional modules each lasting a few days. Analysts are strongly urged to use special caution in the analysis of course credit fields because of the extreme effect these outlier values (some ranging as high as 500) may have on statistical estimates. These values have been retained in the system to support special analyses of relatively small subgroups of students and their educational activities. Failure to provide for special handling of these cases may produce bizarre results in conventional analyses.

4.5 Datafiles Included on Public Release Tapes

The following data sets are available to the public on tapes at a nominal fee:

NLS.STU.RAW
NLS.TRANS.RAW
NLS.TERM.RAW
NLS.COURSE.RAW
NLS.SAS.CARDS
NLS.SASLIB
NLS.LAYOUT
NLS.STU.SPSSCARD
NLS.TRAN.SPSSCARD
NLS.TERM.SPSSCARD
NLS.CRSE.SPSSCARD
NLS.STU.SPSSXCRD
NLS.TRAN.SPSSXCRD
NLS.TERM.SPSSXCRD
NLS.CRSE.SPSSXCRD

5. SAMPLE DESIGN AND IMPLEMENTATION

The Postsecondary Education Transcript Study involved the collection and processing of school records for a subsample of the NLS-72 cohort. A full description of the sample design for NLS-72 is provided in a series of sample design reports for the base year, and follow-up surveys. To assist transcript data file users who may not be familiar with the overall design of NLS-72 the following sections present an overview of the sample design for the full survey.

5.1 Base Year Sample Design

The sample design for the base-year survey was a stratified two-stage probability sample of students in schools in the United States that contained twelfth graders in the 1971-72 academic year. The first-stage sample consisted of schools sampled without replacement from 600 strata. The strata were based on the following variables: type of control (public or private), geographic region, enrollment size, geographic proximity to institutions of higher education, proportion minority group enrollment (for public schools), income level of the community, and degree of urbanization. For all but the smallest size stratum, schools were selected with equal probabilities; in the stratum of schools with under 300 enrollment, schools were selected with probability proportional to enrollment. Also, schools in low-income areas and schools with high proportions of minority group enrollment were sampled at twice the rate used for remaining schools. The strategy was to sample two schools from each of the final 600 strata, and then (to the extent feasible) to choose a simple random sample of 18 students from each of the sampled schools. The oversampling of schools in low-income areas and schools with relatively high minority enrollment led to oversampling of low-income and minority students.

After the base year survey was completed, students from additional schools were also sampled to reduce the effects of a large initial school noncooperation rate and of an incomplete frame of public schools. As before, 18 students per school were selected (as feasible) by simple random sample. (For details, see, for example, NLS Data File Users Manual, Vol. I.) There was no intentional subsampling in the first four follow-ups (except for the retest). Subsampling was performed only in the fourth follow-up survey, in which a subsample of 1,016 was selected from the 14,628 persons who were eligible for the fourth follow-up and who had completed both a base year questionnaire and test battery. The subsample was stratified into blacks and nonblacks, and the black stratum was oversampled. However, within each stratum each respondent was selected with probabilities inversely proportional to his or her probability of being in the full NLS-72 sample, so that within each stratum the samples were self-weighting. The subsample underwent a retest of the original test items.

The original sample design for NLS-72 was developed to maximize precision, subject to fixed cost, for several optimization criteria (see CS, Sample Design Efficiency Study: Optimal Two-Stage Sample

Design). But those criteria and the consequent design reflected the times in two senses: (1) the age cohort in the 1970s, and (2) the foreseen policy issues that the data from the base year and the first four follow-up surveys would address. Furthermore, the original sample design was never completely realized because different subgroups of the cohort participated to various degrees. Thus a series of implicit modifications to the original design have occurred.

For example, although students in the low SES stratum were oversampled relative to those in the high SES stratum, the gain in precision for data from the low-SES group was lessened by the relatively low participation rate of that group (only 77.5 percent in the base year or first follow-up, compared to 86.6 percent for the high SES stratum; see CS, Sample Design Efficiency Study). The gains were further vitiated by item nonresponse from those students who did participate. Thus, precision was lost for statistics involving the oversampled group.

Use of weights should lead to correct estimates (within sampling error) of the population of twelfth grade students in United States schools in spring 1972, and of subgroups within that population.

5.2 The Postsecondary Education Transcript Study (PETS) Sample

Postsecondary transcripts were requested for all members of the NLS-72 cohort who reported in any follow-up survey questionnaire attending any form of postsecondary school since leaving high school. Thus, no further probabilistic sampling was done to define the PETS sample. The only restriction on inclusion in the PETS sample was that the respondent must have provided the name of the school attended so that records could be requested. Thus, omitted from the transcript study were a very few sample members who indicated that they had attended some form of postsecondary school, but who gave no indication during any follow-up survey of the name of the school(s).

In all, 14,759 members of the NLS-72 cohort satisfied the initial criteria for inclusion by naming at least one school in at least one of the follow-up surveys. However, as explained in detail in Section 2 above, for 928 cases school officials at the single school the students named returned information that the individual either had never actually enrolled in that institution or did not complete sufficient work to have an enrollment record. Because most of the evidence suggests that the report of postsecondary attendance should be interpreted as response error, these cases have been defined as ineligible or out-of-scope for the transcript study. No transcript weights have been calculated for these individuals.

However, because the evidence for non-attendance is not completely conclusive, these cases have been included on the public release data files (including raw weights and selected NLS-72 questionnaire data). As described in Section 4 above, these cases have a single dummy Transcript Record whose Final Disposition field contains the value for "never attended" status.

In the course of normal transcript data analysis, these cases may be deleted from the analysis data files (along with other cases for whom no transcripts were obtained) by selecting for the analysis only cases with non-zero values for one of the transcript weights. However, analysts who choose to include these cases in the population of interest may recalculate the sampling weights by redefining these cases as eligible and following the procedures described in the section on weighting below. The effect of excluding these individuals from the domain of interest is to reduce the population estimate of the number of 1972 seniors attending postsecondary schooling by one to two percent of the cohort size.

Table 5.2-1 shows the distribution of the number of schools reported by the 13,831 in-scope cases. Over three-fifths of the students reported attending only one institution in their responses to the follow-up surveys. An additional 30 percent of these cases reported attending exactly two schools. Only about 8 percent (602) reported attending three or more postsecondary schools during the four-year period since leaving high school.

Table 5.2-1

Number of Postsecondary Schools Reported by Sample Members of the NLS-72 Cohort		
Number of Schools	Number of Cases	Percent
One	7,008	50.7 %
Two	4,585	33.2 %
Three or more	2,238	16.1 %
Total*	13,831	100.0 %

*NOTE: An additional 928 cases who reported attending a single school were defined as ineligible and are excluded from this table.

5.3 Sample Weights

The general purpose of the NLS-72 weighting scheme is threefold: to provide necessary data for expanding the sample of students for the estimation of population totals, to compensate for unequal probabilities of selection, and to adjust for the fact that not all individuals eligible for inclusion in the surveys or related studies actually participated.

NLS-72 weights are based upon the inverse of the probabilities of selection through all stages of the sampling process and upon non-response adjustment factors computed within weighting cells. A raw weight, based only upon the initial selection probability and unadjusted for nonresponse in any of the surveys, was also calculated and is included on all data files. The raw weight provides the basis for analysts to construct additional weights, adjusted for the presence of virtually any combination of data elements. The most recently released public use dataset, the NLS-72 base year through fourth follow-up datafile, includes questionnaire data from the base year and all follow-ups, and also the base year cognitive test data. Several different weights have been calculated for that file to permit projections to the population of approximately 3.4 million 1972 high school seniors.

The Postsecondary Education Transcript Study did not introduce any additional subsampling into the design. Thus, it was not necessary to calculate a new raw weight for the transcript study. Instead the raw weight constructed at the time of the base year survey (WT7 in the data files) remains the proper raw weight.

Three adjusted sampling weights have been created specifically for the analysis of transcript data. These weights were created only for the cases defined as in-scope and having the specified data elements. The first (called WT1) is a simple adjustment for nonresponse to the transcript study itself, in which "response" is defined as an eligible case having one or more coded transcript records in the data file, and "nonresponse" is described as an eligible case for whom no transcripts were collected and processed. The second and third adjusted weights (WT2 and WT3 respectively) accounts for multiple instances of nonresponse. For WT2, "response" is defined as an eligible case having at least one coded transcript in the file and having questionnaire data from the fourth follow-up survey, and "nonresponse" is defined as either having no transcripts in the data file or having failed to participate in the fourth follow-up survey. For WT3, "response" is defined as an eligible case having at least one coded transcript in the datafile and also having data from five specified critical items (sex, race/ethnicity, self-reported high school program, self-reported high school grades, and a composite socio-economic status indicator) in the file. "Nonresponse" for WT3 is defined as an eligible case having no transcripts in the file or missing data on any one of the five critical variables.

Data file users should note that this approach to weighting is consistent with that used for the longitudinal questionnaire data files in that the individual sample member, rather than the transcript record (instance of school attendance), is treated as the primary unit of analysis. That is, the weights provided are properties of the 13,831 eligible cases who have varying numbers of postsecondary transcript, term and course records attached to them. In particular, the weights are not meant to be applied to individual transcripts, but rather to all of the data associated with a single individual.

Data users should also bear in mind that the definition of "completed case" described above considers a case complete if at least

one transcript is included in the data file. Since 87 percent of all in-scope transcript requests were received and processed, nearly all cases defined as "completes" will have transcripts in the file for all schools they reported attending. However, a small percentage of cases will have incomplete records because one or more of the schools they attended did not return records. In all, 2,833 transcripts requested (and assumed to be in-scope) were not received. This situation is mitigated by the fact that 3,465 cases who attended multiple schools have transfer credits on their transcripts for courses taken at other schools. Thus, most of the individuals with a transcript missing from their records have at least some data indicating their educational activities at prior schools.

Transcript study nonresponse adjustments were computed as ratio adjustments within 39 separate weighting classes. First, the 13,831 eligible cases were assigned to one of 29 homogeneous weighting classes based upon sex, race/ethnicity, high school grades, and high school program. The 29 weighting classes (cells) for the transcripts study are a subset of the 87 classifications established for adjustments to longitudinal survey weights: the original 87 cells were consolidated across the values of parents' education. Then, because the single greatest determinant of "response" to the transcript study was attendance only at one or more non-public vocational or proprietary schools (see Tables 2.3-1 and 2.3-2 in Section 2 above), each of these 29 cells was further subdivided, with students attending only proprietary schools in one partition, and all others (who attended at least one non-proprietary school) in the remaining partition. Among the cells of proprietary school attenders, the smallest of the 58 weighting classes (those with fewer than 20 "completed" cases) were then pooled with adjacent cells having similar "completion" rates. This step resulted in 39 final weighting classes for the adjustment calculations.

Within each weighting class, the ratio adjustment was produced by dividing the sum of weights for eligible cases by the sum of weights for "completed" cases. The final weights in the data files are the product of the raw weight for a "completed" case and the nonresponse adjustment factor for the weighting class to which that case belongs. The sum of adjusted weights for the "completes" in each of the 39 weighting classes is thus constrained to equal the sum of weights for the "eligible" cases in that class. Tables 5.3-1, 5.3-2 and 5.3-3 present the results of these calculations for the three transcript weight adjustments described above.

In general, the nonresponse adjustments are very small, owing to the high individual-level completion rate (over 91 percent of the sample have at least one transcript in the file). For those who attended at least one non-vocational school, the adjustments in Table 5.3-1 range from 1.03 for white males who reported having average grades of B or higher and were enrolled in academic (college preparatory) programs, up to 1.30 for non-white females who reported having average grades of C or lower, and who were enrolled in vocational programs in high school. On average, adjustments for those attending only non-public vocational or proprietary schools are significantly higher, ranging from 1.49 for white males who had been in vocational

Table 5.3-1 Nonresponse Adjustments to Sampling Weights for Completed Cases
in the NLS-72 Postsecondary Education Transcript Study (WT1)

(Completes defined as having at least one coded transcript in the
Public Release Data Files)

Weighting Classes

	Vocational Post- Secondary Only	High School Program	Race	High School Grades	Sex	Sum of Weights: Eligibles	Sum of Weights: Completes	Nonresponse Adjustment
1	No	General	White	Y-B	M	47,907	45,761	1.0469
2	No	General	White	Y-B	F	99,857	95,094	1.0501
3	No	General	White	A-C	M	136,036	129,735	1.0486
4	No	General	White	A-C	F	76,665	69,483	1.1034
5	No	General	Non-Wh	Y-B	M	10,176	9,679	1.0513
6	No	General	Non-Wh	Y-B	F	14,692	12,636	1.1627
7	No	General	Non-Wh	A-C	M	26,686	23,695	1.1262
8	No	General	Non-Wh	A-C	F	23,621	19,811	1.1923
9	No	Academic	White	Y-B	M	281,658	273,298	1.0306
10	No	Academic	White	Y-B	F	311,943	299,185	1.0426
11	No	Academic	White	A-C	M	201,657	192,823	1.0458
12	No	Academic	White	A-C	F	98,268	91,276	1.0766
13	No	Academic	Non-Wh	Y-B	M	30,611	28,743	1.0650
14	No	Academic	Non-Wh	Y-B	F	41,600	38,866	1.0703
15	No	Academic	Non-Wh	A-C	M	25,689	24,439	1.0511
16	No	Academic	Non-Wh	A-C	F	22,893	20,924	1.0941
17	No	Vocat'l	White	Y-B	M	17,618	15,969	1.1033
18	No	Vocat'l	White	Y-B	F	50,695	46,419	1.0921
19	No	Vocat'l	White	A-C	M	53,077	47,891	1.1083
20	No	Vocat'l	White	A-C	F	47,116	41,776	1.1278
21	No	Vocat'l	Non-Wh	Y-B	M	4,633	3,694	1.2542
22	No	Vocat'l	Non-Wh	Y-B	F	11,923	9,486	1.2569
23	No	Vocat'l	Non-Wh	A-C	M	17,108	13,735	1.2456
24	No	Vocat'l	Non-Wh	A-C	F	19,205	14,722	1.3045
25	No	Gen/Voc	White	Y-B	M	19,882	19,221	1.0344
26	No	Gen/Voc	Non-Wh	Y-B	M	4,134	3,492	1.1838
27	No	Gen/Voc	Non-Wh	Y-B	F	5,959	5,358	1.1122
28	No	Gen/Voc	Non-Wh	A-C	M	4,482	4,290	1.0448
29	No	Gen/Voc	Non-Wh	A-C	F	2,762	2,575	1.0726
30	Yes	General	White	Pooled	M	17,348	10,831	1.6017
31	Yes	General	White	Pooled	F	17,859	8,616	2.0728
32	Yes	Gen/Voc	Non-Wh	Pooled	M	3,899	2,597	1.5013
33	Yes	Gen/Voc	Non-Wh	Pooled	F	5,275	1,888	2.7940
34	Yes	Academic	Both	Pooled	M	9,614	5,075	1.8944
35	Yes	Academic	Both	Pooled	F	14,909	9,685	1.5394
36	Yes	Vocat'l	White	Pooled	M	11,756	7,872	1.4934
37	Yes	Vocat'l	White	Pooled	F	19,359	9,719	1.9919
38	Yes	Gen/Voc	Both	Pooled	M	3,388	2,158	1.5700
39	Yes	Vocat'l	Non-Wh	Pooled	F	4,962	2,136	2.3230
Total						1,816,922	1,664,653	

Table 5.3-2 Nonresponse Adjustments to Sampling Weights for Completed Cases in the NLS-72 Postsecondary Education Transcript Study (WT2)

(Completes defined as being Fourth Follow-up survey participants and having at least one coded transcript in the Public Release Data Files)

Weighting Classes

	Vocational Post- Secondary Only	High School Program	Race	High School Grades	Sex	Sum of Weights: Eligibles	Sum of Weights: Completes	Nonresponse Adjustment
1	No	General	White	>B	M	47,907	41,021	1.1676
2	No	General	White	>B	F	99,857	88,337	1.1304
3	No	General	White	<C	M	136,036	112,639	1.2077
4	No	General	White	<C	F	76,665	60,830	1.2603
5	No	General	Non-Wh	>B	M	10,176	7,452	1.3655
6	No	General	Non-Wh	>B	F	14,692	10,637	1.3812
7	No	General	Non-Wh	<C	M	26,686	18,370	1.4527
8	No	General	Non-Wh	<C	F	23,621	16,271	1.4517
9	No	Academic	White	>B	M	281,658	243,754	1.1555
10	No	Academic	White	>B	F	311,943	272,853	1.1433
11	No	Academic	White	<C	M	201,657	163,501	1.2334
12	No	Academic	White	<C	F	98,268	80,076	1.2272
13	No	Academic	Non-Wh	>B	M	30,611	24,984	1.2252
14	No	Academic	Non-Wh	>B	F	41,600	31,057	1.3395
15	No	Academic	Non-Wh	<C	M	25,689	17,840	1.4400
16	No	Academic	Non-Wh	<C	F	22,893	16,981	1.3482
17	No	Vocat'l	White	>B	M	17,618	14,369	1.2261
18	No	Vocat'l	White	>B	F	50,695	43,862	1.1558
19	No	Vocat'l	White	<C	M	53,077	42,447	1.2504
20	No	Vocat'l	White	<C	F	47,116	36,909	1.2765
21	No	Vocat'l	Non-Wh	>B	M	4,633	3,056	1.5160
22	No	Vocat'l	Non-Wh	>B	F	11,923	8,482	1.4057
23	No	Vocat'l	Non-Wh	<C	M	17,108	11,251	1.5206
24	No	Vocat'l	Non-Wh	<C	F	19,205	11,875	1.6173
25	No	Gen/Voc	White	>B	M	19,882	17,407	1.1422
26	No	Gen/Voc	Non-Wh	>B	M	4,134	2,891	1.4300
27	No	Gen/Voc	Non-Wh	>B	F	5,959	3,896	1.5295
28	No	Gen/Voc	Non-Wh	<C	M	4,492	3,243	1.3821
29	No	Gen/Voc	Non-Wh	<C	F	2,762	2,048	1.3486
30	Yes	General	White	Pooled	M	17,348	9,658	1.7962
31	Yes	General	White	Pooled	F	17,859	6,779	2.6345
32	Yes	Gen/Voc	Non-Wh	Pooled	M	3,899	2,116	1.8426
33	Yes	Gen/Voc	Non-Wh	Pooled	F	5,275	1,447	3.6455
34	Yes	Academic	Both	Pooled	M	9,614	4,737	2.0296
35	Yes	Academic	Both	Pooled	F	14,909	8,439	1.7667
36	Yes	Vocat'l	White	Pooled	M	11,756	6,706	1.7531
37	Yes	Vocat'l	White	Pooled	F	19,359	9,239	2.0954
38	Yes	Gen/Voc	Both	Pooled	M	3,388	1,783	1.9002
39	Yes	Vocat'l	Non-Wh	Pooled	F	4,962	1,743	2.8468
	Total					1,816,922	1,460,996	

Table 5.3-3 Nonresponse Adjustments to Sampling Weights for Completed Cases in the NLS-72 Postsecondary Education Transcript Study (WT3)

(Completes defined as having nonmissing data on five critical variables and at least one coded transcript in the Public Release Data Files)

Weighting Classes

	Vocational Post- Secondary Only	High School Program	Race	High School Grades	Sex	Sum of Weights: Eligibles	Sum of Weights: Completes	Nonresponse Adjustment
1	No	General	White	>=B	M	47,907	43,546	1.1001
2	No	General	White	>=B	F	99,857	90,025	1.1092
3	No	General	White	<=C	M	136,036	118,608	1.1469
4	No	General	White	<=C	F	76,665	63,221	1.2127
5	No	General	Non-Wh	>=B	M	10,176	9,014	1.1289
6	No	General	Non-Wh	>=B	F	14,692	11,301	1.3001
7	No	General	Non-Wh	<=C	M	26,686	21,631	1.2337
8	No	General	Non-Wh	<=C	F	23,621	18,148	1.3016
9	No	Academic	White	>=B	M	281,658	254,535	1.1066
10	No	Academic	White	>=B	F	311,943	280,333	1.1128
11	No	Academic	White	<=C	M	201,657	179,205	1.1253
12	No	Academic	White	<=C	F	98,268	82,710	1.1881
13	No	Academic	Non-Wh	>=B	M	30,611	26,937	1.1364
14	No	Academic	Non-Wh	>=B	F	41,600	37,123	1.1206
15	No	Academic	Non-Wh	<=C	M	25,689	23,038	1.1151
16	No	Academic	Non-Wh	<=C	F	22,893	19,442	1.1775
17	No	Vocat'l	White	>=B	M	17,618	14,424	1.2214
18	No	Vocat'l	White	>=B	F	50,695	43,171	1.1743
19	No	Vocat'l	White	<=C	M	53,077	43,882	1.2095
20	No	Vocat'l	White	<=C	F	47,116	39,486	1.1932
21	No	Vocat'l	Non-Wh	>=B	M	4,633	3,458	1.3398
22	No	Vocat'l	Non-Wh	>=B	F	11,923	8,991	1.3261
23	No	Vocat'l	Non-Wh	<=C	M	17,108	13,411	1.2757
24	No	Vocat'l	Non-Wh	<=C	F	19,205	13,980	1.3737
25	No	Gen/Voc	White	>=B	M	19,882	17,700	1.1233
26	No	Gen/Voc	Non-Wh	>=B	M	4,134	3,169	1.3045
27	No	Gen/Voc	Non-Wh	>=B	F	5,959	4,923	1.2104
28	No	Gen/Voc	Non-Wh	<=C	M	4,482	4,103	1.0924
29	No	Gen/Voc	Non-Wh	<=C	F	2,762	2,425	1.1390
30	Yes	General	White	Pooled	M	17,348	9,930	1.7470
31	Yes	General	White	Pooled	F	17,859	8,117	2.2002
32	Yes	Gen/Voc	Non-Wh	Pooled	M	3,899	2,542	1.5338
33	Yes	Gen/Voc	Non-Wh	Pooled	F	5,275	1,374	3.8392
34	Yes	Academic	Both	Pooled	M	9,614	4,702	2.0447
35	Yes	Academic	Both	Pooled	F	14,909	8,437	1.7671
36	Yes	Vocat'l	White	Pooled	M	11,756	7,295	1.6115
37	Yes	Vocat'l	White	Pooled	F	19,359	9,593	2.0180
38	Yes	Gen/Voc	Both	Pooled	M	3,388	2,001	1.6932
39	Yes	Vocat'l	Non-Wh	Pooled	F	4,962	2,094	2.3696
Total						1,816,922	1,548,025	

high school programs, to 2.79 for non-white females who had been enrolled in general or vocational high school programs. It should be borne in mind that the higher adjustments for the cases who attended only vocational schools affect only about 505 cases or about 4 percent of the 12,602 cases who have one or more transcripts in the data file.

Although the nonresponse adjustment factors are generally higher in Tables 5.3-2 and 5.3-3 (about 80 to 84 percent of the transcript study sample satisfied the "completion" requirements for WT2 and WT3, compared to 91 percent who meet the definition for "respondent" for WT1), the pattern of the results are similar to the preceding table. Overall, the adjustments for those attending at least one non-vocational school are relatively small. As in the preceding table, the highest adjustments were calculated for the Black and Hispanic females in general or vocational high school programs who reported attending only a proprietary postsecondary school. However, these somewhat larger adjustment factors are applied to only a very small fraction of the sample (approximately 15 cases).

The statistical properties of the final weights are displayed in Table 5.3-4. The table shows the mean, sum, variance, standard deviation, coefficient of variation, minimum, maximum, skewness, kurtosis, and number of unweighted cases for the raw weight and each of the adjusted weights calculated for the NLS-72 transcript data files. Each of the three weights is constrained to expand the sample to a population of 1,816,922 postsecondary attenders in the high school class of 1972. The procedures described above also ensure that the sums of weights for subpopulations defined by the weighting classes remain constant across the three weights.

Table 5.3-4

NLS-72 Postsecondary Education Transcripts Study
Statistical Properties of Sample Case Weights*

Weight	WT7	WT1	WT2	WT3
Mean	131	144	165	157
Sum	1,816,922	1,816,922	1,816,922	1,816,922
Variance	5,082	6,148	7,828	7,152
Standard Deviation	71	78	88	85
Coefficient of Variation	54	54	54	54
Minimum	14	14	16	15
Maximum	942	1,039	1,187	1,142
Skewness	2.11	2.13	2.18	2.06
Kurtosis	13.69	13.04	13.68	12.34
Number of Cases	13,831	12,602	11,027	11,607

*NOTE: All entries except skewness and kurtosis have been rounded to the nearest whole number.

5.4 Standard Errors and Design Effects

Statistical estimates based upon NLS-72 data are subject to sampling variability. Sampling errors arise because data are collected from only a portion of the members of a population of interest. The NLS-72 cohort sample is only one representation of a large number of samples of similar size that might have been drawn. Sampling errors are directly related to the underlying ("true") variability of the property being measured, and are inversely related to the number of observations contributing to the statistical estimates.

Because the sample design for the NLS-72 cohort involved stratification, disproportionate sampling from certain strata, and clustered (i.e., multi-stage) probability sampling, the calculation of exact standard errors for survey estimates can be difficult and expensive. Popular statistical analysis packages such as SPSS (Statistical Programs for the Social Sciences) or SAS (Statistical Analysis System) normally calculate standard errors using the assumption that the data being analyzed were collected from simple random samples. As described in detail in the NLS-72 sample design report for each survey wave, the NLS-72 sample design is, on balance, somewhat less efficient than simple random samples of equal size. Thus, sampling errors generated by SPSS and SAS will normally underestimate significantly the sampling variability of statistical estimates such as population means, percentages and more complex statistics such as correlation and regression coefficients.

Several procedures are available for calculating precise estimates of sampling error for complex samples. Procedures such as Taylor series approximations, Balanced Repeated Replication (BRR) and Jackknife Repeated Replication (JRR) vary somewhat in computational convenience and cost, and in their ability to account for several sources of sampling variability, most notably clustered selection of sample cases.

After each survey wave from the base year through the third follow-up sampling variances have been calculated for the whole sample and for several subgroups (domains), and have been reported in the data file user's manuals for each public release tape. In general, these calculations have been carried out using Taylor series approximations. However, comparisons of variance estimates provided by Taylor series and BRR carried out on High School and Beyond datasets at the time of the HS&B first follow-up survey showed little difference between Taylor series and BRR in the resulting error estimates for such statistics as means, proportions, and Pearson correlation coefficients.

In addition to standard errors, the design effect for each estimate (DEFF) and the square root of each design effect (DEFT) were calculated and reported for data from each of the first four survey waves. The design effect is a measure of the efficiency of the sample estimate relative to a simple random sample of equal size. It is defined as the ratio of the actual variance of an estimate (i.e., the square of the standard error) to the variance of the same estimate

from a simple random sample with the same number of cases. For proportions, the simple random sample variance is just

$$\text{VAR(SRS)} = p(1 - p)/n \quad (1)$$

in which

p = the estimated proportion

and

n = the number of cases with non-missing data

Like almost all national samples, the NLS-72 sample is not a simple random sample. The NLS-72 sample departs from the model of simple random sampling in three major respects: the observations are clustered at the school level; major groups (such as students who attended private schools) are deliberately represented disproportionately; and the sample is stratified by type of school. Each of these departures from simple random sampling has a predictable effect on efficiency, which is reflected in the design effect.

Separate sampling errors and design effects have not been calculated for the postsecondary transcript data. Prior studies (see Burkheimer and Novak, A Capsule Description of Young Adults Seven and One-Half Years After High School, Center for Educational Research and Evaluation, Research Triangle Institute, 1977 [RTI/0884/77-15F]; and Williams, The National Longitudinal Study of the High School Class of 1972: Estimated Third Follow-Up Survey Design Effects and Associated Sampling Errors, Center for Educational Research and Evaluation, Research Triangle Institute, 1978 [RTI/0884/52-01F]) have demonstrated conclusively that differences in design effects for domains of interest and across survey waves are not large enough to warrant additional recalculation of these statistics. A design effect of 1.44 (the average DEFF from the third follow-up survey), and its associated root design effect (DEFT) of 1.2, will provide conservative and reliable design effect factors for the transcript data.

The mean design effect can be used to calculate approximate standard errors for estimates based upon transcript data. For example, the standard error of a proportion can be estimated using the square root of the expression in (1) (above) times the mean root design effect (DEFT):

$$\text{SE} = \text{DEFT} (p[1-p]/n)^{1/2} \quad (2)$$

NOTES TO SECTION 5

For further details on the NLS-72 base year sample design see First Follow-Up Survey Design, Instrument Preparation, Data Collection, and File Development--NLS-72, CS, 1977; National Longitudinal Study: Base Year (1972) through Fourth Follow-Up (1979) Data File Users Manual, Vols. I and II (June 1981); Sample Design Efficiency Study: Optimal Two-Stage Sample Design--NLS-72; CS, 1977; Sample Design Efficiency Study: Effects of Stratification, Clustering, and Unequal Weighting on the Variances of NLS Statistics--NLS-72, CS, 1977; and R. L. Williams, The National Longitudinal Study: Estimated Third Follow-Up Survey Design Effects and Associated Sampling Errors, 1978.

National Longitudinal Study of the High School Class of 1972
Postsecondary Education Transcript Study
Codebook

67

75

 * Student Level Record *

 Question RECTYPE1

Tape Pos. 1
 Format: 11

RECTYPE1 = RECORD TYPE INDICATOR

Record Type Indicator

RESPONSE	CODES	FREQ	PER-CENT	VALID PCT
Student.....	1	14759	100.0%	100.0%
TOTALS:		14759	100.0%	100.0%

 Question STUID

Tape Pos. 2-7
 Format: 16

STUID = STUDENT IDENTIFICATION NO.

Student Identification Number

 Question REQTRANS

Tape Pos. 8
 Format: 11

REQTRANS = NO. OF TRANSCRIPTS REQUESTED

Number of transcripts requested

RESPONSE	CODES	FREQ	PER-CENT	VALID PCT
1		7936	53.8%	53.8%
2		4585	31.1%	31.1%
3		1725	11.7%	11.7%
4		428	2.9%	2.9%
5		75	.5%	.5%
6		7	.0%	.0%
7		3	.0%	.0%
TOTALS:		14759	100.0%	100.0%

 Question NUMTRANS

Tape Pos. 9
 Format: 11

NUMTRANS = NO. OF TRANSCRIPTS RECEIVED

Number of transcripts received

RESPONSE	CODES	FREQ	PER-CENT	VALID PCT
0		2157	14.6%	14.6%
1		7652	51.8%	51.8%
2		3673	24.9%	24.9%
3		1091	7.4%	7.4%
4		169	1.1%	1.1%
5		16	.1%	.1%
6		1	.0%	.0%
TOTALS:		14759	100.0%	100.0%

 Question TRANSFERS

Tape Pos. 10
 Format: 11

TRANSFERS = TRANSFER COURSES FLAG

Flag to indicate transfer courses for this student

RESPONSE	CODES	FREQ	PER-CENT	VALID PCT
No.....	0	9137	61.9%	72.5%
Yes.....	1	3485	23.5%	27.5%
Missing.....	9	2157	14.6%	MISS
TOTALS:		14759	100.0%	100.0%

 Question RCREDO1

Tape Pos. 11-13
 Format: 13

RCREDO1 = AGRIBUSINESS

Non-transfer credits earned at non-vocational postsecondary institutions in 'standard terms' for the CIP area indicated

RESPONSE	CODES	FREQ	PER-CENT	VALID PCT
ZERO CREDITS.....	0	12190	82.6%	95.7%
01 - 82 CREDITS.....		412	2.8%	3.3%
RESERVED CODES:				
MISSING.....	999	2157	14.6%	MISS
TOTALS:		14759	100.0%	100.0%

 Question RCREDO2

Tape Pos. 14-16
 Format: 13

RCREDO2 = AGRICULTURAL SCIENCE

Non-transfer credits earned at non-vocational postsecondary institutions in 'standard terms' for the CIP area indicated

RESPONSE	CODES	FREQ	PER-CENT	VALID PCT
ZERO CREDITS.....	0	12036	81.6%	95.5%
01 - 117 CREDITS.....		566	3.8%	4.8%
RESERVED CODES:				
MISSING.....	999	2157	14.6%	MISS
TOTALS:		14759	100.0%	100.0%

 Question RCREDO3

Tape Pos. 17-19
 Format: 13

RCREDO3 = FOREST PRESERVES

Non-transfer credits earned at non-vocational postsecondary institutions in 'standard terms' for the CIP area indicated

RESPONSE	CODES	FREQ	PER-CENT	VALID PCT
ZERO CREDITS.....	0	12243	83.0%	97.2%
01 - 107 CREDITS.....		359	2.4%	2.8%
RESERVED CODES:				
MISSING.....	999	2157	14.6%	MISS
TOTALS:		14759	100.0%	100.0%

BEST COPY AVAILABLE

Question RCRED04

Tape Pos. 20-22
Format: 13

RCRED04 = ENVI. DESIGN

Non-transfer credits earned at non-vocational postsecondary institutions in 'standard terms' for the CIP area indicated

RESPONSE	CODES	FREQ	PER-CENT	VALID PCT
ZERO CREDITS.....	0	12279	83.2%	97.4%
01 - 144 CREDITS.....		323	2.2%	2.6%
RESERVED CODES:				
MISSING.....	999	2157	14.6%	MISS
TOTALS:		14759	100.0%	100.0%

Question RCRED05

Tape Pos. 23-25
Format: 13

RCRED05 = AREA STUDIES

Non-transfer credits earned at non-vocational postsecondary institutions in 'standard terms' for the CIP area indicated

RESPONSE	CODES	FREQ	PER-CENT	VALID PCT
ZERO CREDITS.....	0	11475	77.7%	91.1%
01 - 101 CREDITS.....		1127	7.6%	8.9%
RESERVED CODES:				
MISSING.....	999	2157	14.6%	MISS
TOTALS:		14759	100.0%	100.0%

Question RCRED06

Tape Pos. 26-28
Format: 13

RCRED06 = BUSINESS, MANAGEMENT

Non-transfer credits earned at non-vocational postsecondary institutions in 'standard terms' for the CIP area indicated

RESPONSE	CODES	FREQ	PER-CENT	VALID PCT
ZERO CREDITS.....	0	8560	58.0%	67.9%
01 - 166 CREDITS.....		4042	27.4%	32.1%
RESERVED CODES:				
MISSING.....	999	2157	14.6%	MISS
TOTALS:		14759	100.0%	100.0%

Question RCRED07

Tape Pos. 29-31
Format: 13

RCRED07 = BUS. ERICAL

Non-transfer credits earned at non-vocational postsecondary institutions in 'standard terms' for the CIP area indicated

RESPONSE	CODES	FREQ	PER-CENT	VALID PCT
ZERO CREDITS.....	0	10536	71.4%	83.6%
01 - 96 CREDITS.....		2066	14.0%	16.4%
RESERVED CODES:				
MISSING.....	999	2157	14.6%	MISS
TOTALS:		14759	100.0%	100.0%

Question RCRED08

Tape Pos. 32-34
Format: 13

RCRED08 = GENERAL MARKETING

Non-transfer credits earned at non-vocational postsecondary institutions in 'standard terms' for the CIP area indicated

RESPONSE	CODES	FREQ	PER-CENT	VALID PCT
ZERO CREDITS.....	0	11293	76.5%	89.6%
01 - 47 CREDITS.....		1309	8.9%	10.4%
RESERVED CODES:				
MISSING.....	999	2157	14.6%	MISS
TOTALS:		14759	100.0%	100.0%

Question RCRED09

Tape Pos. 35-37
Format: 13

RCRED09 = COMMUNICATIONS

Non-transfer credits earned at non-vocational postsecondary institutions in 'standard terms' for the CIP area indicated

RESPONSE	CODES	FREQ	PER-CENT	VALID PCT
ZERO CREDITS.....	0	9644	65.3%	76.5%
01 - 104 CREDITS.....		2958	20.0%	23.5%
RESERVED CODES:				
MISSING.....	999	2157	14.6%	MISS
TOTALS:		14759	100.0%	100.0%

Question RCRED10

Tape Pos. 33-40
Format: 13

RCRED10 = TECHNICAL MEDIA

Non-transfer credits earned at non-vocational postsecondary institutions in 'standard terms' for the CIP area indicated

RESPONSE	CODES	FREQ	PER-CENT	VALID PCT
ZERO CREDITS.....	0	12408	84.1%	96.5%
01 - 84 CREDITS.....		193	1.3%	1.5%
RESERVED CODES:				
MISSING.....	999	2157	14.6%	MISS
TOTALS:		14759	100.0%	100.0%

Question RCRED11

Tape Pos. 41-43
Format: 13

RCRED11 = COMPUTER SCIENCES

Non-transfer credits earned at non-vocational postsecondary institutions in 'standard terms' for the CIP area indicated

RESPONSE	CODES	FREQ	PER-CENT	VALID PCT
ZERO CREDITS.....	0	10450	70.8%	82.9%
01 - 71 CREDITS.....		2152	14.6%	17.1%
RESERVED CODES:				
MISSING.....	999	2157	14.6%	MISS
TOTALS:		14759	100.0%	100.0%

Question RCRED12

Tape Pos. 44-46
Format: 13

RCRED12 = CONSUMER SERVICES

Non-transfer credits earned at non-vocational postsecondary institutions in 'standard terms' for the CIP area indicated

RESPONSE	CODES	FREQ	PER-CENT	VALID PCT
ZERO CREDITS.....	0	1260	84.8%	89.4%
01 - 80 CREDITS.....		71	.5%	.6%
RESERVED CODES:				
MISSING.....	999	2157	14.6%	MISS
TOTALS:		14759	100.0%	100.0%

Question RCRED16

Tape Pos. 56-58
Format: 13

RCRED16 = FOREIGN LANGUAGES

Non-transfer credits earned at non-vocational postsecondary institutions in 'standard terms' for the CIP area indicated

RESPONSE	CODES	FREQ	PER-CENT	VALID PCT
ZERO CREDITS.....	0	9524	64.5%	75.6%
01 - 136 CREDITS.....		3076	20.9%	24.4%
RESERVED CODES:				
MISSING.....	999	2157	14.6%	MISS
TOTALS:		14759	100.0%	100.0%

Question RCRED13

Tape Pos. 47-49
Format: 13

RCRED13 = EDUCATION

Non-transfer credits earned at non-vocational postsecondary institutions in 'standard terms' for the CIP area indicated

RESPONSE	CODES	FREQ	PER-CENT	VALID PCT
ZERO CREDITS.....	0	9409	63.8%	74.7%
01 - 168 CREDITS.....		3193	21.6%	25.3%
RESERVED CODES:				
MISSING.....	999	2157	14.6%	MISS
TOTALS:		14759	100.0%	100.0%

Question RCRED17

Tape Pos. 59-61
Format: 13

RCRED17 = ALLIED HEALTH

Non-transfer credits earned at non-vocational postsecondary institutions in 'standard terms' for the CIP area indicated

RESPONSE	CODES	FREQ	PER-CENT	VALID PCT
ZERO CREDITS.....	0	11473	77.7%	91.0%
01 - 501 CREDITS.....		1129	7.6%	9.0%
RESERVED CODES:				
MISSING.....	999	2157	14.6%	MISS
TOTALS:		14759	100.0%	100.0%

Question RCRED14

Tape Pos. 50-52
Format: 13

RCRED14 = ENGINEERING

Non-transfer credits earned at non-vocational postsecondary institutions in 'standard terms' for the CIP area indicated

RESPONSE	CODES	FREQ	PER-CENT	VALID PCT
ZERO CREDITS.....	0	11656	79.0%	92.5%
01 - 141 CREDITS.....		946	6.4%	7.5%
RESERVED CODES:				
MISSING.....	999	2157	14.6%	MISS
TOTALS:		14759	100.0%	100.0%

Question RCRED18

Tape Pos. 62-64
Format: 13

RCRED18 = HEALTH SCIENCE

Non-transfer credits earned at non-vocational postsecondary institutions in 'standard terms' for the CIP area indicated

RESPONSE	CODES	FREQ	PER-CENT	VALID PCT
ZERO CREDITS.....	0	11062	75.0%	87.8%
01 TO OVER 991 C.....	1	1540	10.4%	12.2%
RESERVED CODES:				
MISSING.....	999	2157	14.6%	MISS
TOTALS:		14759	100.0%	100.0%

Question RCRED15

Tape Pos. 53-55
Format: 13

RCRED15 = ENGINEERING TECH

Non-transfer credits earned at non-vocational postsecondary institutions in 'standard terms' for the CIP area indicated

RESPONSE	CODES	FREQ	PER-CENT	VALID PCT
ZERO CREDITS.....	0	11655	79.0%	92.5%
01 - 96 CREDITS.....		947	6.4%	7.5%
RESERVED CODES:				
MISSING.....	999	2157	14.6%	MISS
TOTALS:		14759	100.0%	100.0%

Question RCRED19

Tape Pos. 65-67
Format: 13

RCRED19 = HOME ECONOMICS

Non-transfer credits earned at non-vocational postsecondary institutions in 'standard terms' for the CIP area indicated

RESPONSE	CODES	FREQ	PER-CENT	VALID PCT
ZERO CREDITS.....	0	10741	72.8%	85.2%
01 - 87 CREDITS.....		1861	12.6%	14.8%
RESERVED CODES:				
MISSING.....	999	2157	14.6%	MISS
TOTALS:		14759	100.0%	100.0%

BEST COPY AVAILABLE

Question RCRED20

Tape Pos. 88-90
Format: 13

RCRED20 = VOC. HOME ECON.

Non-transfer credits earned at non-vocational postsecondary institutions in 'standard terms' for the CIP area indicated

RESPONSE	CODES	FREQ	PER-CENT	VALID PCT
ZERO CREDITS.....	0	1082	74.0%	85.7%
01 - 80 CREDITS.....		1873	11.3%	13.3%
RESERVED CODES:				
MISSING.....	999	2157	14.6%	MISS
TOTALS:		14758	100.0%	100.0%

Question RCRED24

Tape Pos. 80-82
Format: 13

RCRED24 = LIBERAL ARTS

Non-transfer credits earned at non-vocational postsecondary institutions in 'standard terms' for the CIP area indicated

RESPONSE	CODES	FREQ	PER-CENT	VALID PCT
ZERO CREDITS.....	0	12425	84.2%	88.6%
01 - 80 CREDITS.....		177	1.3%	1.4%
RESERVED CODES:				
MISSING.....	999	2157	14.6%	MISS
TOTALS:		14758	100.0%	100.0%

Question RCRED21

Tape Pos. 71-73
Format: 13

RCRED21 = INDUSTRIAL ARTS

Non-transfer credits earned at non-vocational postsecondary institutions in 'standard terms' for the CIP area indicated

RESPONSE	CODES	FREQ	PER-CENT	VALID PCT
ZERO CREDITS.....	0	12135	82.2%	86.3%
01 - 84 CREDITS.....		467	3.2%	3.7%
RESERVED CODES:				
MISSING.....	999	2157	14.6%	MISS
TOTALS:		14758	100.0%	100.0%

Question RCRED25

Tape Pos. 83-85
Format: 13

RCRED25 = LIBRARY SCIENCES

Non-transfer credits earned at non-vocational postsecondary institutions in 'standard terms' for the CIP area indicated

RESPONSE	CODES	FREQ	PER-CENT	VALID PCT
ZERO CREDITS.....	0	12344	83.6%	98.0%
01 - 80 CREDITS.....		256	1.7%	2.0%
RESERVED CODES:				
MISSING.....	999	2157	14.6%	MISS
TOTALS:		14758	100.0%	100.0%

Question RCRED22

Tape Pos. 74-76
Format: 13

RCRED22 = LEGAL PROFESSIONS

Non-transfer credits earned at non-vocational postsecondary institutions in 'standard terms' for the CIP area indicated

RESPONSE	CODES	FREQ	PER-CENT	VALID PCT
ZERO CREDITS.....	0	10202	88.1%	81.0%
01 - 188 CREDITS.....		2400	18.3%	19.0%
RESERVED CODES:				
MISSING.....	999	2157	14.6%	MISS
TOTALS:		14758	100.0%	100.0%

Question RCRED26

Tape Pos. 86-88
Format: 13

RCRED26 = LIFE SCIENCES

Non-transfer credits earned at non-vocational postsecondary institutions in 'standard terms' for the CIP area indicated

RESPONSE	CODES	FREQ	PER-CENT	VALID PCT
ZERO CREDITS.....	0	8935	47.0%	55.0%
01 - 337 CREDITS.....		5687	38.4%	45.0%
RESERVED CODES:				
MISSING.....	999	2157	14.6%	MISS
TOTALS:		14758	100.0%	100.0%

Question RCRED23

Tape Pos. 77-79
Format: 13

RCRED23 = LETTERS

Non-transfer credits earned at non-vocational postsecondary institutions in 'standard terms' for the CIP area indicated

RESPONSE	CODES	FREQ	PER-CENT	VALID PCT
ZERO CREDITS.....	0	3187	21.8%	25.3%
01 - 214 CREDITS.....		9415	63.8%	74.7%
RESERVED CODES:				
MISSING.....	999	2157	14.6%	MISS
TOTALS:		14758	100.0%	100.0%

Question RCRED27

Tape Pos. 89-91
Format: 13

RCRED27 = MATHEMATICS

Non-transfer credits earned at non-vocational postsecondary institutions in 'standard terms' for the CIP area indicated

RESPONSE	CODES	FREQ	PER-CENT	VALID PCT
ZERO CREDITS.....	0	5208	35.3%	41.3%
01 - 114 CREDITS.....		7394	50.1%	58.7%
RESERVED CODES:				
MISSING.....	999	2157	14.6%	MISS
TOTALS:		14758	100.0%	100.0%

FLORIDA YRCC 7.1.90

Question RCRED28

Tape Pos. 92-94
Format: 13

RCRED28 = MILITARY SCIENCE

Non-transfer credits earned at non-vocational postsecondary institutions in 'standard terms' for the CIP area indicated

RESPONSE	COOES	FREQ	PER-CENT	VALID PCT
ZERO CREDITS.....	0	12300	83.3%	97.6%
01 - 44 CREDITS.....		302	2.0%	2.4%
RESERVED CODES:				
MISSING.....	999	2157	14.8%	MISS
TOTALS:		14759	100.0%	100.0%

Question RCRED32

Tape Pos. 104-106
Format: 13

RCRED32 = BASIC SKILLS

Non-transfer credits earned at non-vocational postsecondary institutions in 'standard terms' for the CIP area indicated

RESPONSE	COOES	FREQ	PER-CENT	VALID PCT
ZERO CREDITS.....	0	10682	72.2%	84.6%
01 - 47 CREDITS.....		1940	13.1%	15.4%
RESERVED CODES:				
MISSING.....	999	2157	14.8%	MISS
TOTALS:		14759	100.0%	100.0%

Question RCRED29

Tape Pos. 95-97
Format: 13

RCRED29 = MILITARY TECHNOLOGY

Non-transfer credits earned at non-vocational postsecondary institutions in 'standard terms' for the CIP area indicated

RESPONSE	COOES	FREQ	PER-CENT	VALID PCT
ZERO CREDITS.....	0	12591	85.3%	99.9%
01 - 12 CREDITS.....		11	.1%	.1%
RESERVED CODES:				
MISSING.....	999	2157	14.8%	MISS
TOTALS:		14759	100.0%	100.0%

Question RCRED33

Tape Pos. 107-109
Format: 13

RCRED33 = CIVICS ACTIVITIES

Non-transfer credits earned at non-vocational postsecondary institutions in 'standard terms' for the CIP area indicated

RESPONSE	COOES	FREQ	PER-CENT	VALID PCT
ZERO CREDITS.....	0	12588	85.3%	99.9%
01 - 10 CREDITS.....		16	.1%	.1%
RESERVED CODES:				
MISSING.....	999	2157	14.8%	MISS
TOTALS:		14759	100.0%	100.0%

Question RCRED30

Tape Pos. 98-100
Format: 13

RCRED30 = INTERDISC. STUDIES

Non-transfer credits earned at non-vocational postsecondary institutions in 'standard terms' for the CIP area indicated

RESPONSE	COOES	FREQ	PER-CENT	VALID PCT
ZERO CREDITS.....	0	9991	67.7%	73.3%
01 - 95 CREDITS.....		2806	17.7%	20.7%
RESERVED CODES:				
MISSING.....	999	2157	14.8%	MISS
TOTALS:		14759	100.0%	100.0%

Question RCRED34

Tape Pos. 110-112
Format: 13

RCRED34 = HEALTH RELATED ACT.

Non-transfer credits earned at non-vocational postsecondary institutions in 'standard terms' for the CIP area indicated

RESPONSE	COOES	FREQ	PER-CENT	VALID PCT
ZERO CREDITS.....	0	10589	71.6%	83.9%
01 - 29 CREDITS.....		2033	13.8%	16.1%
RESERVED CODES:				
MISSING.....	999	2157	14.8%	MISS
TOTALS:		14759	100.0%	100.0%

Question RCRED31

Tape Pos. 101-103
Format: 13

RCRED31 = PARKS & RECREATION

Non-transfer credits earned at non-vocational postsecondary institutions in 'standard terms' for the CIP area indicated

RESPONSE	COOES	FREQ	PER-CENT	VALID PCT
ZERO CREDITS.....	0	12385	83.9%	98.3%
01 - 84 CREDITS.....		217	1.5%	1.7%
RESERVED CODES:				
MISSING.....	999	2157	14.8%	MISS
TOTALS:		14759	100.0%	100.0%

Question RCRED35

Tape Pos. 113-115
Format: 13

RCRED35 = INTERPERSONAL SKILLS

Non-transfer credits earned at non-vocational postsecondary institutions in 'standard terms' for the CIP area indicated

RESPONSE	COOES	FREQ	PER-CENT	VALID PCT
ZERO CREDITS.....	0	12177	82.5%	96.8%
01 - 19 CREDITS.....		425	2.9%	3.4%
RESERVED CODES:				
MISSING.....	999	2157	14.8%	MISS
TOTALS:		14759	100.0%	100.0%

BEST COPY AVAILABLE

Question RCRED38

Tape Pos. 116-118
Format: 13

RCRED38 = LEISURE SERVICES

Count of regular non-transfer credits earned in HEGIS schools, calculated by summing on first two digits of CIP code

RESPONSE	CODES	FREQ	PER-CENT	VALID PCT
ZERO CREDITS.....	0	8181	41.9%	49.0%
01 - 64 CREDITS.....		8421	43.6%	51.0%
RESERVED CODES:				
MISSING.....	999	2157	14.6%	MISS
TOTALS:		14759	100.0%	100.0%

Question RCRED37

Tape Pos. 119-121
Format: 13

RCRED37 = PERSONAL AWARENESS

Non-transfer credits earned at non-vocational postsecondary institutions in 'standard terms' for the CIP area indicated

RESPONSE	CODES	FREQ	PER-CENT	VALID PCT
ZERO CREDITS.....	0	12393	84.0%	99.3%
01 - 12 CREDITS.....		209	1.4%	1.7%
RESERVED CODES:				
MISSING.....	999	2157	14.6%	MISS
TOTALS:		14759	100.0%	100.0%

Question RCRED38

Tape Pos. 122-124
Format: 13

RCRED38 = PHILOSOPHY-RELIGION

Non-transfer credits earned at non-vocational postsecondary institutions in 'standard terms' for the CIP area indicated

RESPONSE	CODES	FREQ	PER-CENT	VALID PCT
ZERO CREDITS.....	0	8718	59.1%	59.2%
01 - 300 CREDITS.....		3888	26.3%	30.8%
RESERVED CODES:				
MISSING.....	999	2157	14.6%	MISS
TOTALS:		14759	100.0%	100.0%

Question RCRED39

Tape Pos. 125-127
Format: 13

RCRED39 = THEOLOGY

Non-transfer credits earned at non-vocational postsecondary institutions in 'standard terms' for the CIP area indicated

RESPONSE	CODES	FREQ	PER-CENT	VALID PCT
ZERO CREDITS.....	0	11610	78.7%	92.1%
01 - 183 CREDITS.....		992	6.7%	7.9%
RESERVED CODES:				
MISSING.....	999	2157	14.6%	MISS
TOTALS:		14759	100.0%	100.0%

Question RCRED40

Tape Pos. 128-130
Format: 13

RCRED40 = PHYSICAL SCIENCES

Non-transfer credits earned at non-vocational postsecondary institutions in 'standard terms' for the CIP area indicated

RESPONSE	CODES	FREQ	PER-CENT	VALID PCT
ZERO CREDITS.....	0	8590	44.7%	52.3%
01 - 309 CREDITS.....		6012	40.7%	47.7%
RESERVED CODES:				
MISSING.....	999	2157	14.6%	MISS
TOTALS:		14759	100.0%	100.0%

Question RCRED41

Tape Pos. 131-133
Format: 13

RCRED41 = SCIENCE TECHNOLOGY

Non-transfer credits earned at non-vocational postsecondary institutions in 'standard terms' for the CIP area indicated

RESPONSE	CODES	FREQ	PER-CENT	VALID PCT
ZERO CREDITS.....	0	12829	84.9%	99.4%
01 - 85 CREDITS.....		73	.5%	.6%
RESERVED CODES:				
MISSING.....	999	2157	14.6%	MISS
TOTALS:		14759	100.0%	100.0%

Question RCRED42

Tape Pos. 134-136
Format: 13

RCRED42 = PSYCHOLOGY

Non-transfer credits earned at non-vocational postsecondary institutions in 'standard terms' for the CIP area indicated

RESPONSE	CODES	FREQ	PER-CENT	VALID PCT
ZERO CREDITS.....	0	5338	38.2%	42.4%
01 - 233 CREDITS.....		7284	49.2%	57.8%
RESERVED CODES:				
MISSING.....	999	2157	14.6%	MISS
TOTALS:		14759	100.0%	100.0%

Question RCRED43

Tape Pos. 137-139
Format: 13

RCRED43 = PROTECTIVE SERVICES

Non-transfer credits earned at non-vocational postsecondary institutions in 'standard terms' for the CIP area indicated

RESPONSE	CODES	FREQ	PER-CENT	VALID PCT
ZERO CREDITS.....	0	11921	80.8%	94.8%
01 - 74 CREDITS.....		881	4.6%	5.4%
RESERVED CODES:				
MISSING.....	999	2157	14.6%	MISS
TOTALS:		14759	100.0%	100.0%

1990-1991

Question RCRED44

Tape Pos. 140-142
Format: I3

RCRED44 = PUBLIC AFFAIRS

Non-transfer credits earned at non-vocational postsecondary institutions in 'standard terms' for the CIP area indicated

RESPONSE	CODES	FREQ	PER-CENT	VALID PCT
ZERO CREDITS.....	0	11907	80.7%	84.8%
01 - 81 CREDITS.....		886	4.7%	5.8%
RESERVED CODES:				
MISSING.....	999	2187	14.6%	MISS
TOTALS:		14788	100.0%	100.0%

Question RCRED45

Tape Pos. 152-154
Format: I3

RCRED45 = PRECISION SCIENCES

Non-transfer credits earned at non-vocational postsecondary institutions in 'standard terms' for the CIP area indicated

RESPONSE	CODES	FREQ	PER-CENT	VALID PCT
ZERO CREDITS.....	0	11888	80.4%	84.2%
01 - 110 CREDITS.....		736	5.0%	5.8%
RESERVED CODES:				
MISSING.....	999	2187	14.6%	MISS
TOTALS:		14759	100.0%	100.0%

Question RCRED46

Tape Pos. 143-145
Format: I3

RCRED46 = SOCIAL SCIENCES

Non-transfer credits earned at non-vocational postsecondary institutions in 'standard terms' for the CIP area indicated

RESPONSE	CODES	FREQ	PER-CENT	VALID PCT
ZERO CREDITS.....	0	3301	22.4%	28.2%
01 - 286 CREDITS.....		9301	63.0%	73.8%
RESERVED CODES:				
MISSING.....	999	2187	14.6%	MISS
TOTALS:		14789	100.0%	100.0%

Question RCRED49

Tape Pos. 155-157
Format: I3

RCRED49 = MATERIAL TRANSPORT

Non-transfer credits earned at non-vocational postsecondary institutions in 'standard terms' for the CIP area indicated

RESPONSE	CODES	FREQ	PER-CENT	VALID PCT
ZERO CREDITS.....	0	12485	84.4%	88.8%
01 - 75 CREDITS.....		147	1.0%	1.2%
RESERVED CODES:				
MISSING.....	999	2187	14.6%	MISS
TOTALS:		14759	100.0%	100.0%

Question RCRED48

Tape Pos. 146-148
Format: I3

RCRED48 = CONSTRUCTION TECH.

Non-transfer credits earned at non-vocational postsecondary institutions in 'standard terms' for the CIP area indicated

RESPONSE	CODES	FREQ	PER-CENT	VALID PCT
ZERO CREDITS.....	0	12496	84.7%	88.2%
01 - 84 CREDITS.....		106	.7%	.8%
RESERVED CODES:				
MISSING.....	999	2187	14.6%	MISS
TOTALS:		14789	100.0%	100.0%

Question RCRED50

Tape Pos. 158-160
Format: I3

RCRED50 = VISUAL-PERFORM. ARTS

Non-transfer credits earned at non-vocational postsecondary institutions in 'standard terms' for the CIP area indicated

RESPONSE	CODES	FREQ	PER-CENT	VALID PCT
ZERO CREDITS.....	0	6541	44.3%	51.9%
01 - 372 CREDITS.....		6061	41.1%	48.1%
RESERVED CODES:				
MISSING.....	999	2187	14.6%	MISS
TOTALS:		14789	100.0%	100.0%

Question RCRED47

Tape Pos. 149-151
Format: I3

RCRED47 = MECHANICAL REPAIRS

Non-transfer credits earned at non-vocational postsecondary institutions in 'standard terms' for the CIP area indicated

RESPONSE	CODES	FREQ	PER-CENT	VALID PCT
ZERO CREDITS.....	0	12321	83.5%	87.8%
01 - 121 CREDITS.....		381	1.8%	2.2%
RESERVED CODES:				
MISSING.....	999	2187	14.6%	MISS
TOTALS:		14789	100.0%	100.0%

Question RCRED99

Tape Pos. 161-163
Format: I3

RCRED99 = MISSING

Non-transfer credits earned at non-vocational postsecondary institutions in 'standard terms' for the CIP area indicated

RESPONSE	CODES	FREQ	PER-CENT	VALID PCT
ZERO CREDITS.....	0	11545	78.2%	91.6%
01 - 62 CREDITS.....		1057	7.2%	8.4%
RESERVED CODES:				
MISSING.....	999	2187	14.6%	MISS
TOTALS:		14759	100.0%	100.0%

BEST COPY AVAILABLE

Question TCREDO1

Tape Pos. 184-188
Format: 13

TCREDO1 = AGRIBUSINESS

Credits transferred to non-vocational postsecondary institutions in 'standard terms' for the CIP area indicated

RESPONSE	CODES	FREQ	PER-CENT	VALID PCT
ZERO CREDITS.....	0	3488	23.4%	99.7%
01 - 24 CREDITS.....		10	.1%	.3%
RESERVED CODES:				
MISSING.....	999	11294	76.5%	MISS
TOTALS:		14789	100.0%	100.0%

Question TCREDO5

Tape Pos. 176-178
Format: 13

TCREDO5 = AREA STUDIES

Credits transferred to non-vocational postsecondary institutions in 'standard terms' for the CIP area indicated

RESPONSE	CODES	FREQ	PER-CENT	VALID PCT
ZERO CREDITS.....	0	3431	23.3%	99.1%
01 - 12 CREDITS.....		30	.2%	.8%
RESERVED CODES:				
MISSING.....	999	11294	76.5%	MISS
TOTALS:		14759	100.0%	100.0%

Question TCREDO2

Tape Pos. 167-169
Format: 13

TCREDO2 = AGRICULTURAL SCIENCE

Credits transferred to non-vocational postsecondary institutions in 'standard terms' for the CIP area indicated

RESPONSE	CODES	FREQ	PER-CENT	VALID PCT
ZERO CREDITS.....	0	3488	23.4%	99.8%
01 - 18 CREDITS.....		7	.0%	.2%
RESERVED CODES:				
MISSING.....	999	11294	76.5%	MISS
TOTALS:		14789	100.0%	100.0%

Question TCREDO6

Tape Pos. 179-181
Format: 13

TCREDO6 = BUSINESS, MANAGEMENT

Credits transferred to non-vocational postsecondary institutions in 'standard terms' for the CIP area indicated

RESPONSE	CODES	FREQ	PER-CENT	VALID PCT
ZERO CREDITS.....	0	3290	22.3%	94.9%
01 - 88 CREDITS.....		175	1.2%	5.1%
RESERVED CODES:				
MISSING.....	999	11294	76.5%	MISS
TOTALS:		14759	100.0%	100.0%

Question TCREDO3

Tape Pos. 170-172
Format: 13

TCREDO3 = FOREST PRESERVES

Credits transferred to non-vocational postsecondary institutions in 'standard terms' for the CIP area indicated

RESPONSE	CODES	FREQ	PER-CENT	VALID PCT
ZERO CREDITS.....	0	3488	23.4%	99.9%
01 - 04 CREDITS.....		5	.0%	.1%
RESERVED CODES:				
MISSING.....	999	11294	76.5%	MISS
TOTALS:		14789	100.0%	100.0%

Question TCREDO7

Tape Pos. 182-184
Format: 13

TCREDO7 = BUSINESS, CLERICAL

Credits transferred to non-vocational postsecondary institutions in 'standard terms' for the CIP area indicated

RESPONSE	CODES	FREQ	PER-CENT	VALID PCT
ZERO CREDITS.....	0	3387	22.9%	99.3%
01 - 30 CREDITS.....		78	.5%	2.3%
RESERVED CODES:				
MISSING.....	999	11294	76.5%	MISS
TOTALS:		14759	100.0%	100.0%

Question TCREDO4

Tape Pos. 173-175
Format: 13

TCREDO4 = ENVI. DESIGN

Credits transferred to non-vocational postsecondary institutions in 'standard terms' for the CIP area indicated

RESPONSE	CODES	FREQ	PER-CENT	VALID PCT
ZERO CREDITS.....	0	3488	23.4%	99.7%
01 - 09 CREDITS.....		9	.1%	.3%
RESERVED CODES:				
MISSING.....	999	11294	76.5%	MISS
TOTALS:		14789	100.0%	100.0%

Question TCREDO8

Tape Pos. 185-187
Format: 13

TCREDO8 = GENERAL MARKETING

Credits transferred to non-vocational postsecondary institutions in 'standard terms' for the CIP area indicated

RESPONSE	CODES	FREQ	PER-CENT	VALID PCT
ZERO CREDITS.....	0	3443	23.3%	99.4%
3 - 13 CREDITS.....		22	.1%	.6%
RESERVED CODES:				
MISSING.....	999	11294	76.5%	MISS
TOTALS:		14759	100.0%	100.0%

AMERICAN COLLEGE

Question TCRED09Tape Pos. 188-190
Format: 13

TCRED09 = COMMUNICATIONS

Credits transferred to non-vocational postsecondary institutions in 'standard terms' for the CIP area indicated

RESPONSE	CODES	FREQ	PER-CENT	VALID PCT
ZERO CREDITS.....	0	3383	22.8%	97.1%
01 - 24 CREDITS.....		102	.7%	2.9%
RESERVED CODES:				
MISSING.....	999	11294	76.5%	MISS
TOTALS:		14759	100.0%	100.0%

Question TCRED13Tape Pos. 200-202
Format: 13

TCRED13 = EDUCATION

Credits transferred to non-vocational postsecondary institutions in 'standard terms' for the CIP area indicated

RESPONSE	CODES	FREQ	PER-CENT	VALID PCT
ZERO CREDITS.....	0	3286	22.3%	95.1%
01 - 53 CREDITS.....		159	1.1%	4.9%
RESERVED CODES:				
MISSING.....	999	11294	76.5%	MISS
TOTALS:		14759	100.0%	100.0%

Question TCRED10Tape Pos. 191-193
Format: 13

TCRED10 = TECHNICAL MEDIA

Credits transferred to non-vocational postsecondary institutions in 'standard terms' for the CIP area indicated

RESPONSE	CODES	FREQ	PER-CENT	VALID PCT
ZERO CREDITS.....	0	3481	23.5%	99.9%
01 - 03 CREDITS.....		4	.0%	.1%
RESERVED CODES:				
MISSING.....	999	11294	76.5%	MISS
TOTALS:		14759	100.0%	100.0%

Question TCRED14Tape Pos. 203-205
Format: 13

TCRED14 = ENGINEERING

Credits transferred to non-vocational postsecondary institutions in 'standard terms' for the CIP area indicated

RESPONSE	CODES	FREQ	PER-CENT	VALID PCT
ZERO CREDITS.....	0	3447	23.4%	99.5%
02 - 32 CREDITS.....		18	.1%	.5%
RESERVED CODES:				
MISSING.....	999	11294	76.5%	MISS
TOTALS:		14759	100.0%	100.0%

Question TCRED11Tape Pos. 194-196
Format: 13

TCRED11 = COMPUTER SCIENCES

Credits transferred to non-vocational postsecondary institutions in 'standard terms' for the CIP area indicated

RESPONSE	CODES	FREQ	PER-CENT	VALID PCT
ZERO CREDITS.....	0	3419	23.2%	99.7%
01 - 13 CREDITS.....		48	.3%	1.3%
RESERVED CODES:				
MISSING.....	999	11294	76.5%	MISS
TOTALS:		14759	100.0%	100.0%

Question TCRED15Tape Pos. 206-208
Format: 13

TCRED15 = ENGINEERING TECH

Credits transferred to non-vocational postsecondary institutions in 'standard terms' for the CIP area indicated

RESPONSE	CODES	FREQ	PER-CENT	VALID PCT
ZERO CREDITS.....	0	3449	23.4%	97.5%
02 - 15 CREDITS.....		18	.1%	.5%
RESERVED CODES:				
MISSING.....	999	11294	76.5%	MISS
TOTALS:		14759	100.0%	100.0%

Question TCRED12Tape Pos. 197-199
Format: 13

TCRED12 = CONSUMER SERVICES

Credits transferred to non-vocational postsecondary institutions in 'standard terms' for the CIP area indicated

RESPONSE	CODES	FREQ	PER-CENT	VALID PCT
ZERO CREDITS.....	0	3461	23.5%	99.9%
02 - 05 CREDITS.....		4	.0%	.1%
RESERVED CODES:				
MISSING.....	999	11294	76.5%	MISS
TOTALS:		14759	100.0%	100.0%

Question TCRED16Tape Pos. 209-211
Format: 13

TCRED16 = FOREIGN LANGUAGES

Credits transferred to non-vocational postsecondary institutions in 'standard terms' for the CIP area indicated

RESPONSE	CODES	FREQ	PER-CENT	VALID PCT
ZERO CREDITS.....	0	3275	22.2%	94.5%
01 - 44 CREDITS.....		190	1.3%	5.5%
RESERVED CODES:				
MISSING.....	999	11294	76.5%	MISS
TOTALS:		14759	100.0%	100.0%

BEST COPY AVAILABLE

Question TCRED17

Tape Pos. 212-214
Format: 13

TCRED17 = ALLIED HEALTH

Credits transferred to non-vocational postsecondary institutions in 'standard terms' for the CIP area indicated

RESPONSE	CODES	FREQ	PER-CENT	VALID PCT
ZERO CREDITS.....	0	3438	23.3%	99.2%
01 - 28 CREDITS.....		27	.2%	.8%
RESERVED CODES:				
MISSING.....	999	11294	76.5%	MISS
TOTALS:		14759	100.0%	100.0%

Question TCRED21

Tape Pos. 224-228
Format: 13

TCRED21 = INDUSTRIAL ARTS

Credits transferred to non-vocational postsecondary institutions in 'standard terms' for the CIP area indicated

RESPONSE	CODES	FREQ	PER-CENT	VALID PCT
ZERO CREDITS.....	0	3457	23.4%	99.8%
03 - 06 CREDITS.....		8	.1%	.2%
RESERVED CODES:				
MISSING.....	999	11294	76.5%	MISS
TOTALS:		14759	100.0%	100.0%

Question TCRED18

Tape Pos. 218-217
Format: 13

TCRED18 = HEALTH SCIENCE

Credits transferred to non-vocational postsecondary institutions in 'standard terms' for the CIP area indicated

RESPONSE	CODES	FREQ	PER-CENT	VALID PCT
ZERO CREDITS.....	0	3423	23.2%	98.8%
01 - 80 CREDITS.....		42	.3%	1.2%
RESERVED CODES:				
MISSING.....	999	11294	76.5%	MISS
TOTALS:		14759	100.0%	100.0%

Question TCRED22

Tape Pos. 227-229
Format: 13

TCRED22 = LEGAL PROFESSIONS

Credits transferred to non-vocational postsecondary institutions in 'standard terms' for the CIP area indicated

RESPONSE	CODES	FREQ	PER-CENT	VALID PCT
ZERO CREDITS.....	0	3417	23.2%	98.8%
01 - 14 CREDITS.....		48	.3%	1.4%
RESERVED CODES:				
MISSING.....	999	11294	76.5%	MISS
TOTALS:		14759	100.0%	100.0%

Question TCRED19

Tape Pos. 215-216
Format: 13

TCRED19 = HOME ECONOMICS

Credits transferred to non-vocational postsecondary institutions in 'standard terms' for the CIP area indicated

RESPONSE	CODES	FREQ	PER-CENT	VALID PCT
ZERO CREDITS.....	0	3398	23.0%	98.1%
01 - 15 CREDITS.....		67	.5%	1.9%
RESERVED CODES:				
MISSING.....	999	11294	76.5%	MISS
TOTALS:		14759	100.0%	100.0%

Question TCRED23

Tape Pos. 230-232
Format: 13

TCRED23 = LETTERS

Credits transferred to non-vocational postsecondary institutions in 'standard terms' for the CIP area indicated

RESPONSE	CODES	FREQ	PER-CENT	VALID PCT
ZERO CREDITS.....	0	2823	19.1%	81.5%
01 - 36 CREDITS.....		642	4.3%	18.5%
RESERVED CODES:				
MISSING.....	999	11294	76.5%	MISS
TOTALS:		14759	100.0%	100.0%

Question TCRED20

Tape Pos. 221-223
Format: 13

TCRED20 = VOC. HOME ECON.

Credits transferred to non-vocational postsecondary institutions in 'standard terms' for the CIP area indicated

RESPONSE	CODES	FREQ	PER-CENT	VALID PCT
ZERO CREDITS.....	0	3401	23.0%	98.2%
01 - 35 CREDITS.....		64	.4%	1.6%
RESERVED CODES:				
MISSING.....	999	11294	76.5%	MISS
TOTALS:		14759	100.0%	100.0%

Question TCRED24

Tape Pos. 233-235
Format: 13

TCRED24 = LIBERAL ARTS

Credits transferred to non-vocational postsecondary institutions in 'standard terms' for the CIP area indicated

RESPONSE	CODES	FREQ	PER-CENT	VALID PCT
ZERO CREDITS.....	0	3460	23.4%	99.9%
01 - 10 CREDITS.....		5	.0%	.1%
RESERVED CODES:				
MISSING.....	999	11294	76.5%	MISS
TOTALS:		14759	100.0%	100.0%

Question TCRED25

Tape Pos. 238-238
Format: 13

TCRED25 = LIBRARY SCIENCES

Credits transferred to non-vocational postsecondary institutions in 'standard terms' for the CIP area indicated

RESPONSE	CODES	FREQ	PER-CENT	VALID PCT
ZERO CREDITS.....	0	3450	23.4%	99.8%
01 - 05 CREDITS.....		18	.1%	.4%
RESERVED CODES:				
MISSING.....	999	11294	76.5%	MISS
TOTALS:		14759	100.0%	100.0%

Question TCRED28

Tape Pos. 240-240
Format: 13

TCRED28 = LIFE SCIENCES

Credits transferred to non-vocational postsecondary institutions in 'standard terms' for the CIP area indicated

RESPONSE	CODES	FREQ	PER-CENT	VALID PCT
ZERO CREDITS.....	0	3086	21.0%	98.4%
01 - 89 CREDITS.....		389	2.6%	10.8%
RESERVED CODES:				
MISSING.....	999	11294	76.5%	MISS
TOTALS:		14759	100.0%	100.0%

Question TCRED27

Tape Pos. 242-244
Format: 13

TCRED27 = MATHEMATICS

Credits transferred to non-vocational postsecondary institutions in 'standard terms' for the CIP area indicated

RESPONSE	CODES	FREQ	PER-CENT	VALID PCT
ZERO CREDITS.....	0	3055	20.7%	95.2%
01 - 36 CREDITS.....		410	2.8%	11.8%
RESERVED CODES:				
MISSING.....	999	11294	76.5%	MISS
TOTALS:		14759	100.0%	100.0%

Question TCRED28

Tape Pos. 245-247
Format: 13

TCRED28 = MILITARY SCIENCE

Credits transferred to non-vocational postsecondary institutions in 'standard terms' for the CIP area indicated

RESPONSE	CODES	FREQ	PER-CENT	VALID PCT
ZERO CREDITS.....	0	3452	23.4%	99.6%
01 - 15 CREDITS.....		13	.1%	.4%
RESERVED CODES:				
MISSING.....	999	11294	76.5%	MISS
TOTALS:		14759	100.0%	100.0%

Question TCRED29

Tape Pos. 248-250
Format: 13

TCRED29 = MILITARY TECHNOLOGY

Credits transferred to non-vocational postsecondary institutions in 'standard terms' for the CIP area indicated

RESPONSE	CODES	FREQ	PER-CENT	VALID PCT
ZERO CREDITS.....	0	3455	23.5%	100.0%
RESERVED CODES:				
MISSING.....	999	11294	76.5%	MISS
TOTALS:		14759	100.0%	100.0%

Question TCRED30

Tape Pos. 251-253
Format: 13

TCRED30 = INTERDISC. STUDIES

Credits transferred to non-vocational postsecondary institutions in 'standard terms' for the CIP area indicated

RESPONSE	CODES	FREQ	PER-CENT	VALID PCT
ZERO CREDITS.....	0	3355	22.7%	96.8%
01 - 18 CREDITS.....		110	.7%	3.2%
RESERVED CODES:				
MISSING.....	999	11294	76.5%	MISS
TOTALS:		14759	100.0%	100.0%

Question TCRED31

Tape Pos. 254-256
Format: 13

TCRED31 = PARKS & RECREATION

Credits transferred to non-vocational postsecondary institutions in 'standard terms' for the CIP area indicated

RESPONSE	CODES	FREQ	PER-CENT	VALID PCT
ZERO CREDITS.....	0	3487	23.6%	99.8%
01 - 06 CREDITS.....		8	.1%	.2%
RESERVED CODES:				
MISSING.....	999	11294	76.5%	MISS
TOTALS:		14759	100.0%	100.0%

Question TCRED32

Tape Pos. 257-259
Format: 13

TCRED32 = BASIC SKILLS

Credits transferred to non-vocational postsecondary institutions in 'standard terms' for the CIP area indicated

RESPONSE	CODES	FREQ	PER-CENT	VALID PCT
ZERO CREDITS.....	0	3400	23.0%	98.1%
01 - 12 CREDITS.....		65	.4%	1.9%
RESERVED CODES:				
MISSING.....	999	11294	76.5%	MISS
TOTALS:		14759	100.0%	100.0%

BEST COPY AVAILABLE

Question TCRED33

Tape Pos. 260-262
Format: 13

TCRED33 = CIVICS ACTIVITIES

Credits transferred to non-vocational postsecondary institutions in 'standard terms' for the CIP area indicated

RESPONSE	CODES	FREQ	PER-CENT	VALID PCT
ZERO CREDITS.....	0	3465	23.5%	100.0%
RESERVED CODES:				
MISSING.....	999	11294	76.5%	MISS
TOTALS:		14759	100.0%	100.0%

Question TCRED34

Tape Pos. 263-265
Format: 13

TCRED34 = HEALTH RELATED ACT.

Credits transferred to non-vocational postsecondary institutions in 'standard terms' for the CIP area indicated

RESPONSE	CODES	FREQ	PER-CENT	VALID PCT
ZERO CREDITS.....	0	3366	22.8%	97.1%
01 - 08 CREDITS.....		99	.7%	2.9%
RESERVED CODES:				
MISSING.....	999	11294	76.5%	MISS
TOTALS:		14759	100.0%	100.0%

Question TCRED35

Tape Pos. 266-268
Format: 13

TCRED35 = INTERPERSONAL SKILLS

Credits transferred to non-vocational postsecondary institutions in 'standard terms' for the CIP area indicated

RESPONSE	CODES	FREQ	PER-CENT	VALID PCT
ZERO CREDITS.....	0	3450	23.4%	99.6%
01 - 06 CREDITS.....		15	.1%	1.4%
RESERVED CODES:				
MISSING.....	999	11294	76.5%	MISS
TOTALS:		14759	100.0%	100.0%

Question TCRED36

Tape Pos. 269-271
Format: 13

TCRED36 = LEISURE SERVICES

Credits transferred to non-vocational postsecondary institutions in 'standard terms' for the CIP area indicated

RESPONSE	CODES	FREQ	PER-CENT	VALID PCT
ZERO CREDITS.....	0	3120	21.1%	90.0%
01 - 27 CREDITS.....		345	2.3%	10.0%
RESERVED CODES:				
MISSING.....	999	11294	76.5%	MISS
TOTALS:		14759	100.0%	100.0%

Question TCRED37

Tape Pos. 272-274
Format: 13

TCRED37 = PERSONAL AWARENESS

Credits transferred to non-vocational postsecondary institutions in 'standard terms' for the CIP area indicated

RESPONSE	CODES	FREQ	PER-CENT	VALID PCT
ZERO CREDITS.....	0	3460	23.4%	99.9%
01 - 03 CREDITS.....		5	.0%	.1%
RESERVED CODES:				
MISSING.....	999	11294	76.5%	MISS
TOTALS:		14759	100.0%	100.0%

Question TCRED38

Tape Pos. 275-277
Format: 13

TCRED38 = PHILOSOPHY-RELIGION

Credits transferred to non-vocational postsecondary institutions in 'standard terms' for the CIP area indicated

RESPONSE	CODES	FREQ	PER-CENT	VALID PCT
ZERO CREDITS.....	0	3289	22.3%	94.9%
01 - 17 CREDITS.....		176	1.2%	5.1%
RESERVED CODES:				
MISSING.....	999	11294	76.5%	MISS
TOTALS:		14759	100.0%	100.0%

Question TCRED39

Tape Pos. 278-280
Format: 13

TCRED39 = THEOLOGY

Credits transferred to non-vocational postsecondary institutions in 'standard terms' for the CIP area indicated

RESPONSE	CODES	FREQ	PER-CENT	VALID PCT
ZERO CREDITS.....	0	3415	23.1%	98.6%
01 - 20 CREDITS.....		50	.3%	1.4%
RESERVED CODES:				
MISSING.....	999	11294	76.5%	MISS
TOTALS:		14759	100.0%	100.0%

Question TCRED40

Tape Pos. 281-283
Format: 13

TCRED40 = PHYSICAL SCIENCES

Credits transferred to non-vocational postsecondary institutions in 'standard terms' for the CIP area indicated

RESPONSE	CODES	FREQ	PER-CENT	VALID PCT
ZERO CREDITS.....	0	3122	21.2%	90.1%
01 - 53 CREDITS.....		343	2.3%	9.9%
RESERVED CODES:				
MISSING.....	999	11294	76.5%	MISS
TOTALS:		14759	100.0%	100.0%



Question TCRED41

Tape Pos. 284-288
Format: 13

TCRED41 = SCIENCE TECHNOLOGY

Credits transferred to non-vocational postsecondary institutions in 'standard terms' for the CIP area indicated

RESPONSE	CODES	FREQ	PER-CENT	VALID PCT
ZERO CREDITS.....	0	3465	23.5%	100.0%
RESERVED CODES:				
MISSING.....	999	11294	76.5%	MISS
TOTALS:		14759	100.0%	100.0%

Question TCRED45

Tape Pos. 290-298
Format: 13

TCRED45 = SOCIAL SCIENCES

Credits transferred to non-vocational postsecondary institutions in 'standard terms' for the CIP area indicated

RESPONSE	CODES	FREQ	PER-CENT	VALID PCT
ZERO CREDITS.....	0	2755	19.0%	80.8%
01 - 45 CREDITS.....		867	4.5%	19.2%
RESERVED CODES:				
MISSING.....	999	11294	76.5%	MISS
TOTALS:		14759	100.0%	100.0%

Question TCRED42

Tape Pos. 287-289
Format: 13

TCRED42 = PSYCHOLOGY

Credits transferred to non-vocational postsecondary institutions in 'standard terms' for the CIP area indicated

RESPONSE	CODES	FREQ	PER-CENT	VALID PCT
ZERO CREDITS.....	0	3085	20.8%	88.5%
01 - 55 CREDITS.....		400	2.7%	11.5%
RESERVED CODES:				
MISSING.....	999	11294	76.5%	MISS
TOTALS:		14759	100.0%	100.0%

Question TCRED46

Tape Pos. 299-301
Format: 13

TCRED46 = CONSTRUCTION TECH.

Credits transferred to non-vocational postsecondary institutions in 'standard terms' for the CIP area indicated

RESPONSE	CODES	FREQ	PER-CENT	VALID PCT
ZERO CREDITS.....	0	3485	23.3%	100.0%
RESERVED CODES:				
MISSING.....	999	11294	76.5%	MISS
TOTALS:		14759	100.0%	100.0%

Question TCRED43

Tape Pos. 290-292
Format: 13

TCRED43 = PROTECTIVE SERVICES

Credits transferred to non-vocational postsecondary institutions in 'standard terms' for the CIP area indicated

RESPONSE	CODES	FREQ	PER-CENT	VALID PCT
ZERO CREDITS.....	0	3452	23.4%	99.6%
01 - 18 CREDITS.....		13	.1%	.4%
RESERVED CODES:				
MISSING.....	999	11294	76.5%	MISS
TOTALS:		14759	100.0%	100.0%

Question TCRED47

Tape Pos. 302-304
Format: 13

TCRED47 = MECHANICAL REPAIRS

Credits transferred to non-vocational postsecondary institutions in 'standard terms' for the CIP area indicated

RESPONSE	CODES	FREQ	PER-CENT	VALID PCT
ZERO CREDITS.....	0	3482	23.5%	99.9%
03 - 35 CREDITS.....		3	.0%	.1%
RESERVED CODES:				
MISSING.....	999	11294	76.5%	MISS
TOTALS:		14759	100.0%	100.0%

Question TCRED44

Tape Pos. 293-295
Format: 13

TCRED44 = PUBLIC AFFAIRS

Credits transferred to non-vocational postsecondary institutions in 'standard terms' for the CIP area indicated

RESPONSE	CODES	FREQ	PER-CENT	VALID PCT
ZERO CREDITS.....	0	3453	23.4%	99.7%
01 - 10 CREDITS.....		12	.1%	.3%
RESERVED CODES:				
MISSING.....	999	11294	76.5%	MISS
TOTALS:		14759	100.0%	100.0%

Question TCRED48

Tape Pos. 305-307
Format: 13

TCRED48 = PRECISION SCIENCES

Credits transferred to non-vocational postsecondary institutions in 'standard terms' for the CIP area indicated

RESPONSE	CODES	FREQ	PER-CENT	VALID PCT
ZERO CREDITS.....	0	3448	23.4%	99.5%
01 - 16 CREDITS.....		17	.1%	.5%
RESERVED CODES:				
MISSING.....	999	11294	76.5%	MISS
TOTALS:		14759	100.0%	100.0%

BEST COPY AVAILABLE

Question TCRED49

Tape Pos. 308-310
Format: 13

TCRED49 = MATERIAL TRANSPORT

Credits transferred to non-vocational postsecondary institutions in 'standard terms' for the CIP area indicated

RESPONSE	COOES	FREQ	PER-CENT	VALID PCT
ZERO CREDITS.....	0	3483	23.8%	89.9%
O1 - O3 CREDITS.....	1	2	.0%	.1%
RESERVED CODES:				
MISSING.....	999	11294	76.8%	MISS
TOTALS:		14759	100.0%	100.0%

Question TCRED60

Tape Pos. 311-313
Format: 13

TCRED60 = VISUAL-PERFORM. ARTS

Credits transferred to non-vocational postsecondary institutions in 'standard terms' for the CIP area indicated

RESPONSE	COOES	FREQ	PER-CENT	VALID PCT
ZERO CREDITS.....	0	3121	21.1%	80.1%
O1 - O3 CREDITS.....	1	344	2.3%	9.9%
RESERVED CODES:				
MISSING.....	999	11294	76.8%	MISS
TOTALS:		14759	100.0%	100.0%

Question TCRED99

Tape Pos. 314-316
Format: 13

0 = MISSING

Credits transferred to non-vocational postsecondary institutions in 'standard terms' for the CIP area indicated

RESPONSE	COOES	FREQ	PER-CENT	VALID PCT
ZERO CREDITS.....	0	3304	22.4%	85.4%
O1 - O5 CREDITS.....	1	181	1.1%	4.6%
RESERVED CODES:				
MISSING.....	999	11294	76.8%	MISS
TOTALS:		14759	100.0%	100.0%

Question CRACE

Tape Pos. 317
Format: 11

CRACE = COMPOSITE RACE

Composite race, ethnicity

RESPONSE	COOES	FREQ	PER-CENT	VALID PCT
American Indian.....	1	113	.8%	.8%
Black.....	2	1933	13.1%	13.2%
Mexican-American.....	3	398	2.7%	2.7%
Puerto Rican.....	4	76	.5%	.5%
Latin-American.....	5	99	.7%	.7%
Asian-American.....	6	231	1.6%	1.6%
White.....	7	11482	77.9%	78.5%
Other.....	8	305	2.1%	2.1%
Missing.....	9	111	.8%	MISS
TOTALS:		14759	100.0%	100.0%

Question CSEX

Tape Pos. 318
Format: 11

CSEX = COMPOSITE SEX

Sex of respondent

RESPONSE	COOES	FREQ	PER-CENT	VALID PCT
Male.....	1	7483	50.8%	50.6%
Female.....	2	7290	49.4%	49.4%
Missing.....	9	16	.1%	MISS
TOTALS:		14759	100.0%	100.0%

Question HSPGM

Tape Pos. 319
Format: 11

HSPGM = HIGH SCHOOL PROGRAM TYPE

High school program type

RESPONSE	COOES	FREQ	PER-CENT	VALID PCT
General.....	1	4518	30.6%	30.7%
Academic.....	2	7821	53.0%	53.1%
Voc-Tech.....	3	2394	16.2%	16.2%
Missing.....	9	26	.2%	MISS
TOTALS:		14759	100.0%	100.0%

Question PART1C

Tape Pos. 320-323
Format: 14

PART1C = PARTICIPATION FLAGS

Participation flags

RESPONSE	COOES	FREQ	PER-CENT	VALID PCT
NONE FOR F4,F2,F1,BY.....	0000	7	.0%	.0%
FU1.....	0010	147	1.0%	1.0%
FU1 & BY.....	0011	227	1.5%	1.5%
FU2.....	0100	6	.0%	.0%
FU2 & BY.....	0101	41	.3%	.3%
FU2 & FU1.....	0110	488	3.1%	3.1%
FU2 & FU1 & BY.....	0111	1087	7.2%	7.2%
FU4.....	1000	33	.2%	.2%
FU4 & BY.....	1001	27	.2%	.2%
FU4 & FU1.....	1010	83	.6%	.6%
FU4 & FU1 & BY.....	1011	123	.8%	.8%
FU4 & FU2.....	1100	61	.4%	.4%
FU4 & FU2 & BY.....	1101	261	1.8%	1.8%
FU4 & FU2 & FU1.....	1110	3028	20.8%	20.8%
FU4 & FU2 & FU1 & BY.....	1111	8212	52.4%	52.4%
TOTALS:		14759	100.0%	100.0%

Question REGION

Tape Pos. 324
Format: 11

REGION = HIGH SCHOOL REGION

High school census region

RESPONSE	COOES	FREQ	PER-CENT	VALID PCT
Northeast.....	1	3138	21.3%	21.3%
Northcentral.....	2	3781	26.8%	26.8%
South.....	3	5088	34.3%	34.3%
West.....	4	2772	18.8%	18.8%
TOTALS:		14759	100.0%	100.0%

Question BYTEST

Tape Pos. 325
Format: I1

BYTEST = BASE YEAR TEST TRICHOTOMY

Base Year test composite

RESPONSE	COOES	FREQ	PER-CENT	VALID PCT
Low.....	1	2088	14.3%	20.1%
Medium.....	2	4722	32.0%	45.4%
High.....	3	3817	24.3%	34.5%
Missing.....	9	4354	29.8%	MISS
TOTALS:		14759	100.0%	100.0%

Question BYSES

Tape Pos. 326-332
Format: F7.4

BYSES = BASE YEAR SES COMPOSITE

Base Year SES composite

RESPONSE	COOES	FREQ	PER-CENT	VALID PCT
-2.3373 TO 1.988.....		14759	100.0%	100.0%
TOTALS:		14759	100.0%	100.0%

Question BYBEST

Tape Pos. 333
Format: I1

BYBEST = BASE YEAR SES TRICHOTOMY

Base Year SES trichotomy

RESPONSE	COOES	FREQ	PER-CENT	VALID PCT
Low.....	1	3136	21.2%	21.5%
Medium.....	2	6921	46.8%	47.5%
High.....	3	4522	30.6%	31.0%
Missing.....	9	181	1.2%	MISS
TOTALS:		14759	100.0%	100.0%

Question WT7

Tape Pos. 334-340
Format: F7.2

WT7 = NLS BASE WEIGHT

NLS base weight

RESPONSE	COOES	FREQ	PER-CENT	VALID PCT
13.72 TO 941.67.....		14759	100.0%	100.0%
TOTALS:		14759	100.0%	100.0%

Question WT1

Tape Pos. 341-347
Format: F7.2

WT1 = TRANSCRIPT WEIGHT

Transcript weight

RESPONSE	COOES	FREQ	PER-CENT	VALID PCT
0 TO 1058.90.....		14759	100.0%	100.0%
TOTALS:		14759	100.0%	100.0%

Question WT2

Tape Pos. 348-354
Format: F7.2

WT2 = 4FU WEIGHT

4FU weight

RESPONSE	COOES	FREQ	PER-CENT	VALID PCT
0 TO 1186.67.....		14759	100.0%	100.0%
TOTALS:		14759	100.0%	100.0%

Question WT3

Tape Pos. 355-361
Format: F7.2

WT3 = PANEL WEIGHT

Critical items weight

RESPONSE	COOES	FREQ	PER-CENT	VALID PCT
0 TO 1141.81.....		14759	100.0%	100.0%
TOTALS:		14759	100.0%	100.0%

Question PBTSOC72

Tape Pos. 362
Format: I1

PBTSOC72 = ACTIVITY IN 10-72

Activity in 10-72

RESPONSE	COOES	FREQ	PER-CENT	VALID PCT
<6 credits private.....	1	355	2.4%	4.1%
<6 credits 4yr public.....	2	93	.6%	1.1%
<6 credits 2yr public.....	3	247	1.7%	2.9%
>= 6 credits private.....	4	1491	10.1%	17.2%
>= 6 credits 4yr public.....	5	3927	26.6%	45.4%
>= 6 credits 2yr public.....	6	2337	15.8%	27.0%
Other enrolled.....	7	201	1.4%	2.3%
Missing - Not enrolled.....	9	6108	41.4%	MISS
TOTALS:		14759	100.0%	100.0%

Question CREDOC72

Tape Pos. 363-368
Format: I3

CREDOC72 = CREDITS EARNED THRU 10-72

Non-transfer credits earned thru 10-72 at non-vocational postsecondary institutions

Question P8TSFE73

Tape Pos. 366
Format: I1

P8TSFE73 = ACTIVITY IN 2-73

Activity in 2-73

RESPONSE	COOES	FREQ	PER-CENT	VALID PCT
<6 credits private.....	1	371	2.5%	4.5%
<6 cred to 4yr public.....	2	111	.8%	1.3%
<6 credits 2yr public.....	3	372	2.5%	4.6%
>= 6 credits private.....	4	1429	9.7%	17.3%
>= 6 credits 4yr public.....	5	3784	25.6%	45.8%
>= 6 credits 2yr public.....	6	2120	14.4%	25.7%
Other enrolled.....	7	171	1.2%	2.1%
Missing - Not enrolled.....	9	6494	44.0%	MISS
TOTALS:		14759	100.0%	100.0%

BEST COPY AVAILABLE

Question CREDFE73

Tape Pos. 367-369
Format: I3

CREDFE73 = CREDITS EARNED THRU 2-73

Non-transfer credits earned thru 2-73 at non-vocational
postsecondary institutions

Question PSTSJU73

Tape Pos. 368
Format: I1

PST&JU73 = ACTIVITY IN 7-73

Activity in 7-73

RESPONSE	CODES	FREQ	PER- CENT	VALID PCT
PRIVATE.....	1	246	1.7%	14.8%
4YR PUBLIC.....	2	895	4.7%	41.9%
2YR PUBLIC.....	3	852	4.4%	39.3%
OTHER ENROLLED.....	7	88	.4%	4.0%
MISSING-NOT ENROLLED.....	9	13101	88.8%	MISS
TOTALS:		14759	100.0%	100.0%

Question CREDJU73

Tape Pos. 371-373
Format: I3

CREDJU73 = CREDITS EARNED THRU 7-73

Non-transfer credits earned thru 7-73 at non-vocational
postsecondary institutions

Question PSTSOC73

Tape Pos. 374
Format: I1

PSTSOC73 = ACTIVITY IN 10-73

Activity in 10-73

RESPONSE	CODES	FREQ	PER- CENT	VALID PCT
<6 credits private.....	1	336	2.3%	4.4%
<6 credits 4yr public.....	2	103	.7%	1.4%
<6 credits 2yr public.....	3	298	2.0%	3.9%
>= 6 credits private.....	4	1319	8.9%	17.3%
>= 6 credits 4yr public.....	5	3641	24.0%	46.5%
>= 6 credits 2yr public.....	6	1873	12.7%	24.5%
Other enrolled.....	7	144	1.0%	1.9%
Missing - Not enrolled.....	9	7149	48.4%	MISS
TOTALS:		14759	100.0%	100.0%

Question CREDOC73

Tape Pos. 375-377
Format: I3

CREDOC73 = CREDITS EARNED THRU 10-73

Non-transfer credits earned thru 10-73 at non-vocational
postsecondary institutions

Question PSTSFE74

Tape Pos. 378
Format: I1

PSTSFE74 = ACTIVITY IN 2-74

Activity in 2-74

RESPONSE	CODES	FREQ	PER- CENT	VALID PCT
<6 credits private.....	1	337	2.3%	4.7%
<6 credits 4yr public.....	2	114	.8%	1.6%
<6 credits 2yr public.....	3	247	1.7%	3.4%
>= 6 credits private.....	4	1213	8.2%	16.8%
>= 6 credits 4yr public.....	5	3453	23.4%	47.8%
>= 6 credits 2yr public.....	6	1735	11.8%	24.0%
Other enrolled.....	7	124	.8%	1.7%
Missing - Not enrolled.....	9	7538	51.1%	MISS
TOTALS:		14759	100.0%	100.0%

Question CREDFE74

Tape Pos. 379-381
Format: I3

CREDFE74 = CREDITS EARNED THRU 2-74

Non-transfer credits earned thru 2-74 at non-vocational
postsecondary institutions

Question PST&JU74

Tape Pos. 382
Format: I1

PST&JU74 = ACTIVITY IN 7-74

Activity in 7-74

RESPONSE	CODES	FREQ	PER- CENT	VALID PCT
PRIVATE.....	1	311	2.1%	16.6%
4YR PUBLIC.....	2	845	5.7%	50.4%
2YR PUBLIC.....	3	573	3.9%	30.5%
OTHER ENROLLED.....	7	47	.3%	2.6%
MISSING-NOT ENROLLED.....	9	12883	87.3%	MISS
TOTALS:		14759	100.0%	100.0%

Question CREDJU74

Tape Pos. 383-385
Format: I3

CREDJU74 = CREDITS EARNED THRU 7-74

Non-transfer credits earned thru 7-74 at non-vocational
postsecondary institutions

Question PSTSOC74

Tape Pos. 386
Format: I1

PSTSOC74 = ACTIVITY IN 10-74

Activity in 10-74

RESPONSE	CODES	FREQ	PER- CENT	VALID PCT
<6 credits private.....	1	289	1.9%	4.1%
<6 credits 4yr public.....	2	133	.9%	2.0%
<6 credits 2yr public.....	3	302	2.0%	4.6%
>= 6 credits private.....	4	1136	7.7%	17.3%
>= 6 credits 4yr public.....	5	3879	26.3%	56.0%
>= 6 credits 2yr public.....	6	944	6.4%	14.4%
Other enrolled.....	7	106	.7%	1.8%
Missing - Not enrolled.....	9	8190	55.3%	MISS
TOTALS:		14759	100.0%	100.0%



Question CREDOC74

Tape Pos. 387-389
Format: I3

CREDOC74 = CREDITS EARNED THRU 10-74

Non-transfer credits earned thru 10-74 at non-vocational postsecondary institutions

Question PSTSFE75

Tape Pos. 390
Format: I1

PSTSFE75 = ACTIVITY IN 2-75

Activity in 2-75

RESPONSE	CODES	FREQ	PER-CENT	VALID PCT
<6 credits private.....	1	272	1.8%	4.4%
<6 credits 4yr public.....	2	147	1.0%	2.4%
<6 credits 2yr public.....	3	289	1.8%	4.3%
>= 6 credits private.....	4	1078	7.3%	17.4%
>= 6 credits 4yr public.....	5	3872	24.2%	57.7%
>= 6 credits 2yr public.....	6	789	5.2%	12.4%
Other enrolled.....	7	88	0.6%	1.4%
Missing - Not enrolled.....	9	8568	58.1%	MISS
TOTALS:		14759	100.0%	100.0%

Question PSTSOC75

Tape Pos. 398
Format: I1

PSTSOC75 = ACTIVITY IN 10-75

Activity in 10-75

RESPONSE	CODES	FREQ	PER-CENT	VALID PCT
<6 credits private.....	1	259	1.8%	4.3%
<6 credits 4yr public.....	2	191	1.3%	3.2%
<6 credits 2yr public.....	3	285	1.9%	4.7%
>= 6 credits private.....	4	1087	7.4%	18.1%
>= 6 credits 4yr public.....	5	3828	23.8%	58.7%
>= 6 credits 2yr public.....	6	889	4.0%	9.8%
Other enrolled.....	7	88	0.6%	1.1%
Missing - Not enrolled.....	9	8750	59.3%	MISS
TOTALS:		14759	100.0%	100.0%

Question CREDOC75

Tape Pos. 399-401
Format: I3

CREDOC75 = CREDITS EARNED THRU 10-75

Non-transfer credits earned thru 10-75 at non-vocational postsecondary institutions

Question CREFE75

Tape Pos. 391-393
Format: I3

CREFE75 = CREDITS EARNED THRU 2-75

Non-transfer credits earned thru 2-75 at non-vocational postsecondary institutions

Question PSTSFE76

Tape Pos. 394
Format: I1

PSTSFE76 = ACTIVITY IN 7-75

Activity in 7-75

RESPONSE	CODES	FREQ	PER-CENT	VALID PCT
PRIVATE.....	1	356	2.4%	17.1%
4YR PUBLIC.....	2	1341	9.1%	53.9%
2YR PUBLIC.....	3	369	2.5%	7.5%
OTHER ENROLLED.....	7	31	.2%	1.8%
MISSING-NOT ENROLLED.....	9	12660	85.8%	MISS
TOTALS:		14759	100.0%	100.0%

Question PSTSFE76

Tape Pos. 402
Format: I1

PSTSFE76 = ACTIVITY IN 2-76

Activity in 2-76

RESPONSE	CODES	FREQ	PER-CENT	VALID PCT
<6 credits private.....	1	257	1.7%	4.8%
<6 credits 4yr public.....	2	200	1.4%	3.5%
<6 credits 2yr public.....	3	266	1.8%	4.7%
>= 6 credits private.....	4	1008	6.8%	17.7%
>= 6 credits 4yr public.....	5	3363	22.8%	59.0%
>= 6 credits 2yr public.....	6	530	3.6%	9.5%
Other enrolled.....	7	75	0.5%	1.3%
Missing - Not enrolled.....	9	9060	61.4%	MISS
TOTALS:		14759	100.0%	100.0%

Question CREFE76

Tape Pos. 403-405
Format: I3

CREFE76 = CREDITS EARNED THRU 2-76

Non-transfer credits earned thru 2-76 at non-vocational postsecondary institutions

Question CREDJU75

Tape Pos. 395-397
Format: I3

CREDJU75 = CREDITS EARNED THRU 7-75

Non-transfer credits earned thru 7-75 at non-vocational postsecondary institutions

Question PSTSJU76

Tape Pos. 406
Format: I1

PSTSJU76 = ACTIVITY IN 7-76

Activity in 7-76

RESPONSE	CODES	FREQ	PER-CENT	VALID PCT
PRIVATE.....	1	255	1.7%	15.4%
4YR PUBLIC.....	2	1091	7.4%	66.0%
2YR PUBLIC.....	3	277	1.9%	16.8%
OTHER ENROLLED.....	7	30	.2%	1.8%
MISSING-NOT ENROLLED.....	9	13106	88.8%	MISS
TOTALS:		14759	100.0%	100.0%

BEST COPY AVAILABLE

Question CREDJU76

Tapo Pos. 407-403
Format: 13

CREDJU76 = CREDITS EARNED THRU 7-76

Non-transfer credits earned thru 7-76 at non-vocational
postsecondary institutions

=====

= TRANSCRIPT LEVEL RECORD =

=====

Question RECTYPE2

Tape Pos. 1

Format: 11

RECTYPE2 = RECORD TYPE INDICATOR

Record Type Indicator

RESPONSE	CODES	FREQ	PER- CENT	VALID PCT
Transcript.....	2	24431	100.0%	100.0%
TOTALS:		24431	100.0%	100.0%

Question STUID

Tape Pos. 2-7

Format: 16

STUID = STUDENT IDENTIFICATION NO.

Student Identification Number

Question TRANSNM

Tape Pos. 8

Format: 11

TRANSNM = TRANSCRIPT NUMBER

Transcript Number

Question FICE

Tape Pos. 9-14

Format: 16

FICE = SCHOOL ID

FICE Code

Question TRNSFLAG

Tape Pos. 15

Format: 11

TRNSFLAG = TRANSCRIPT RECEIVED

Flag to indicate transcript received

Question TRNSFERT

Tape Pos. 16

Format: 11

TRNSFERT = TRANSFER COURSES ON THIS TRANSCRIPT

Flag to indicate transfer courses on this transcript

Question FINDISP

Tape Pos. 17

Format: 11

FINDISP = FINAL DISPOSITION

Final Disposition

Question

Tape Pos. 18

Format: 11

PREGION = PRIMARY SCHOOL REGION

School Region

Question INSTYPE

Tape Pos. 19

Format: 11

INSTYPE = INSTITUTION TYPE

Institution Type

Question TERMS

Tape Pos. 20-21

Format: 12

TERMS = NUMBER OF TERMS ON TRANSCRIPT

Number of terms on transcript

Question DEGREE1

Tape Pos. 22

Format: 11

DEGREE1 = FIRST CREDENTIAL EARNED

First credential

Question DEGREE1

Tape Pos. 23-29

Format: A7

DEGREE1 = VERBATIM DEGREE TEXT, FIRST DEGREE

First Credential Name

Question GPA1

Tape Pos. 30-36

Format: F7.3

GPA1 = FIRST GRADE POINT AVERAGE ON TRANSCRIPT

Grade Point Average for first credential

Question HONORS1

Tape Pos. 37

Format: 11

HONORS1 = HONORS GRANTED, FIRST DEGREE

Flag for honors with first credential

Question DEGMON1

Tape Pos. 38-39

Format: 12

DEGMON1 = MONTH RECEIVED FIRST CREDENTIAL

Month of award of first credential

BEST COPY AVAILABLE

Question MAJTEXT2Tape Pos. 119-143
Format: A25

MAJTEXT2 = VERBATIM SECOND MAJOR 25 CHARS

Verbatim for second major

Question MINTEXT3Tape Pos. 243-287
Format: A25

MINTEXT3 = VERBATIM THIRD MINOR 25 CHARS

Verbatim for third minor

Question MAJCIP3Tape Pos. 144-149
Format: I8

MAJCIP3 = CIP CODE THIRD MAJOR AREA

CIP code for third major

Question GENGPATape Pos. 268-274
Format: F7.3

GENGPA = SYNTHETIC GPA

Synthetic GPA for non-transfer courses with letter grades taken at non-vocational postsecondary institutions in 'standard terms'

Question MAJTEXT3Tape Pos. 150-174
Format: A25

MAJTEXT3 = VERBATIM THIRD MAJOR 25 CHARS

Verbatim for third major

Question TCREDATape Pos. 275-277
Format: I3

TCREDA = TOTAL CREDITS ATTEMPTED

Total non-transfer credits attempted at non-vocational postsecondary institutions

Question MINCIP1Tape Pos. 175-180
Format: I6

MINCIP1 = CIP CODE FIRST MINOR AREA

CIP code for first minor

Question TCREDETape Pos. 278-280
Format: I3

TCREDE = TOTAL CREDITS EARNED

Total non-transfer credits earned in standard terms at non-vocational postsecondary institutions

Question MINTEXT1Tape Pos. 181-205
Format: A25

MINTEXT1 = VERBATIM FIRST MINOR 25 CHARS

Verbatim for first minor

Question MINCIP2Tape Pos. 206-211
Format: I6

MINCIP2 = CIP CODE SECOND MINOR AREA

CIP code for second minor

Question MINTEXT2Tape Pos. 212-236
Format: A25

MINTEXT2 = VERBATIM SECOND MINOR 25 CHARS

Verbatim for second minor

Question MINCIP3Tape Pos. 237-242
Format: I6

MINCIP3 = CIP CODE THIRD MINOR AREA

CIP code for third minor

BEST COPY AVAILABLE

=====

= TERM LEVEL RECORD =

=====

Question RECTYPE3

Tape Pos. 1

Format: 11

RECTYPE3 = RECORD TYPE INDICATOR

Record Type Indicator

RESPONSE	CODES	FREQ	PER-CENT	VALID PCT
Term.....	3	122584	100.0%	100.0%
TOTALS:		122584	100.0%	100.0%

Question STUID

Tape Pos. 2-7

Format: 16

STUID = STUDENT IDENTIFICATION NO.

Student Identification Number

Question TRANSNM

Tape Pos. 8

Format: 11

TRANSNM = TRANSCRIPT NUMBER

Transcript Number

Question TERMNUM

Tape Pos. 9-10

Format: 12

TERMNUM = NTH TERM OF TRANSCRIPT BY SORTDATE

Number of this term

Question SORTDATE

Tape Pos. 11-14

Format: 14

SORTDATE = DATE OF TERM <YYMM>

Constructed starting date of term in form YYMM (if starting date was missing, ending date was used)

Question TRANSFER

Tape Pos. 15

Format: 11

TRANSFER = TRANSFER COURSES IN TRANSCRIPT

Flag for transfer terms

Question TERMTYPE

Tape Pos. 16

Format: 11

TERMTYPE = TYPE OF TERM

Type of Term (semester, quarter, etc.)

Question COURSES

Tape Pos. 17-18

Format: 12

COURSES = NUMBER OF COURSES THIS TERM

Number of courses in this term

Question STARTMON

Tape Pos. 19-20

Format: 12

STARTMON = TERM START MONTH

Start month of term

Question STARTYR

Tape Pos. 21-22

Format: 12

STARTYR = TERM START YEAR

Start year of term

Question ENDMON

Tape Pos. 23-24

Format: 12

ENDMON = TERM END MONTH

End month of term

Question ENDYR

Tape Pos. 25-26

Format: 12

ENDYR = TERM END YEAR

End year of term

Question SEASON

Tape Pos. 27

Format: 11

SEASON = SEASON COURSES TAKEN

School term season

Question GRADCODE

Tape Pos. 28

Format: 11

GRADCODE = GRADE SCALE TYPE

Grade Scale Type

Question PASSGRAD

Tape Pos. 29-31

Format: 13

PASSGRAD = PASSING GRADE <NUMERIC ONLY>

Scale passing grade (numeric only)

Question HIGHGRAD

Tape Pos. 32-34
Format: I3

HIGHGRAD = SCALE HIGHEST GRADE <NUMERIC ONLY>

Scale highest grade (numeric only)

Question LOWGRAD

Tape Pos. 35-37
Format: I3

LOWGRAD = SCALE LOWEST GRADE <NUMERIC ONLY>

Scale lowest grade (numeric only)

Question MEMO

Tape Pos. 38-62
Format: A25

MEMO = MEMO OR VERBATIM NAME OF TRANSFER SCHOOL

Name of transfer school or verbatim text from undated term

BEST COPY AVAILABLE

 = COURSE LEVEL RECORD =

 Question RECTYPE4

 Tape Pos. 1
 Format: I1

RECT *E4 = RECORD TYPE INDICATOR

Record Type Indicator

RESPONSE	CODES	FREQ	PER- CENT	VALID PCT
Cours.....	4	490908	100.0%	100.0%
TOTALS:		490908	100.0%	100.0%

 Question CRSGRAD8

 Tape Pos. 26-32
 Format: F7.3

CRSGRAD8 = NUMERIC GRADE FOR COURSE

Grade received, if numeric

 Question GRADTYPE

 Tape Pos. 33
 Format: I1

GRADTYPE = TYPE OF GRADE

Grade scale for this course

 Question STUID

 Tape Pos. 2-7
 Format: I6

STUID = STUDENT IDENTIFICATION NUMBER

Student Identification Number

 Question CRSENAME

 Tape Pos. 34-58
 Format: A25

CRSENAME = VERBATIM COURSE TITLE

Verbatim course title

 Question TRANSNM

 Tape Pos. 8
 Format: I1

TRANSNM = TRANSCRIPT NUMBER

Transcript Number

 Question TERMNUM

 Tape Pos. 9-10
 Format: I2

TERMNUM = TERM NUMBER

Term Number

 Question CRSECIP

 Tape Pos. 11-16
 Format: I6

CRSECIP = COURSE CIP CODE

Course CIP code

 Question CRSECREd

 Tape Pos. 17-23
 Format: F7.3

CRSECREd = COURSE CREDITS POSSIBLE

Course credits possible

 Question CRSGRADA

 Tape Pos. 24-25
 Format: A2

CRSGRADA = LETTER GRADE FOR COURSE

Grade received, if letter

APPENDIX A: List of Endorsing Institutions

100

APPENDIX A

Postsecondary School Transcript Study
Endorsing Institutions

American Association of Collegiate Registrars and Admissions Officers (AACRAO)
American Association of Community and Junior Colleges (AACJC)
American Association of State Colleges and Universities (AASCU)
American Council on Education (ACE)
Association of Catholic Colleges and Universities (ACCU)
Association of Independent Colleges and Schools (AICS)
Association of Jesuit Colleges and Universities (AJCU)
The College Board
National Accrediting Commission of Cosmetology Arts and Sciences (NACCAS)
National Association of College and University Business Officers (NACUBO)
National Association for Equal Opportunity in Higher Education (NAFEO)
National Association of Student Financial Aid Administrators (NASFAA)
National Association of Trade and Technical Schools (NATTS)
National Institute of Independent Colleges and Universities (NIICU)
United Negro College Fund, Inc.

APPENDIX B: Postsecondary School Codes in Numerical Order

102

INSTITUTIONS IN THE NLS-72 POSTSECONDARY SCHOOL TRANSCRIPT SURVEY
BY FICE CODE

PAGE 1

<u>FICE</u>	<u>SCHOOL</u>	<u>CITY</u>	<u>ST</u>	<u>ZIP</u>
001002	ALABAMA A & M UNIVERSITY	NORMAL	AL	35762
001003	ALABAMA CHRISTIAN COLLEGE	MONTGOMERY	AL	36109
001004	MONTEVALLO, UNIVERSITY OF	MONTEVALLO	AL	35115
001005	ALABAMA STATE UNIVERSITY	MONTGOMERY	AL	36195
001007	ALEXANDER CITY STATE JC	ALEXANDER CY	AL	35010
001008	ATHENS STATE COLLEGE	ATHENS	AL	35611
001009	AUBURN U MAIN CAMPUS	AUBURN	AL	36849
001012	BIRMINGHAM STHN COLLEGE	BIRMINGHAM	AL	35204
001013	JOHN C CALHOUN ST CC	DECATUR	AL	35602
001015	ENTERPRISE ST JR COLLEGE	ENTERPRISE	AL	36331
001016	NORTH ALABAMA, U OF	FLORENCE	AL	35630
001017	GADSDEN STATE JR COLLEGE	GADSDEN	AL	35903
001019	HUNTINGDON COLLEGE	MONTGOMERY	AL	36106
001020	JACKSONVL ST UNIVERSITY	JACKSONVILLE	AL	36265
001021	JEFFERSON DAVIS STATE JC	BREWTON	AL	36427
001022	JEFFERSON ST JR COLLEGE	BIRMINGHAM	AL	35215
001023	JUDSON COLLEGE	MARION	AL	36756
001024	LIVINGSTON UNIVERSITY	LIVINGSTON	AL	35470
001026	MARION MILITARY INSTITUTE	MARION	AL	36756
001028	MILES COLLEGE	BIRMINGHAM	AL	35208
001029	MOBILE COLLEGE	MOBILE	AL	36613
001030	S D BISHOP ST JR COLLEGE	MOBILE	AL	36690
001031	NTHST ALA ST JR COLLEGE	RAINSVILLE	AL	35986
001032	NTHWST ALA ST JR COLLEGE	PHIL CAMPBELL	AL	35581
001034	PATRICK HENRY STATE JC	MONROEVILLE	AL	36460
001036	SAMFORD UNIVERSITY	BIRMINGHAM	AL	35209
001037	SELMA UNIVERSITY	SELMA	AL	36701
001038	SNEAD STATE JR COLLEGE	BOAZ	AL	35957
001040	SOUTHERN UNION ST JR C	WADLEY	AL	36276
001041	SPRING HILL COLLEGE	MOBILE	AL	36608
001044	STILLMAN COLLEGE	TUSCALOOSA	AL	35403
001046	TALLADEGA COLLEGE	TALLADEGA	AL	35160
001047	TROY STATE U MAIN CAMPUS	TROY	AL	36081
001049	TROY STATE U MONTGOMERY	MONTGOMERY	AL	36104
001050	TUSKEGEE INSTITUTE	TUSKEGEE INST	AL	36088
001051	UNIVERSITY OF ALABAMA	UNIVERSITY	AL	35486
001052	ALABAMA IN BIRMINGHAM, U	BIRMINGHAM	AL	35294
001055	ALABAMA IN HUNTSVILLE, U	HUNTSVILLE	AL	35899
001057	SOUTH ALABAMA, U OF	MOBILE	AL	36688
001058	WALKER COLLEGE	JASPER	AL	35501
001059	LAWSON STATE CMTY COLLEGE	BIRMINGHAM	AL	35221
001060	FAULKNER STATE JR COLLEGE	BAY MINETTE	AL	36507
001063	ALASKA U FAIRBANKS CAMPUS	FAIRBANKS	AK	99701
001064	ANCHORAGE COMMUNITY COLLEGE	ANCHORAGE	AK	99504
001067	ALASKA KETCHIKAN CC, U OF	KETCHIKAN	AK	99901
001069	ALASKA SITKA CC, U OF	SITKA	AK	99835
001070	AMERICAN GRAD SCH OF MGMT	GLENDAL	AZ	85306
001071	ARIZONA WESTERN COLLEGE	YUMA	AZ	85364
001072	COCHISE COLLEGE	DOUGLAS	AZ	85607
001073	EASTERN ARIZONA COLLEGE	THATCHER	AZ	85552
001074	GRAND CANYON COLLEGE	PHOENIX	AZ	85017

INSTITUTIONS IN THE NLS-72 POSTSECONDARY SCHOOL TRANSCRIPT SURVEY
 BY FICE CODE

<u>FICE</u>	<u>SCHOOL</u>	<u>CITY</u>	<u>ST</u>	<u>ZIP</u>
001076	GLENDALE CMTY COLLEGE	GLENDALE	AZ	85302
001077	MESA COMMUNITY COLLEGE	MESA	AZ	85202
001078	PHOENIX COLLEGE	PHOENIX	AZ	85013
001079	YAVAPAI COLLEGE	PRESCOTT	AZ	86301
001081	ARIZONA STATE UNIVERSITY	TEMPE	AZ	85287
001082	NORTHERN ARIZ UNIVERSITY	FLAGSTAFF	AZ	86011
001083	ARIZONA, UNIVERSITY OF	TUCSON	AZ	85721
001085	ARKANSAS-MONTICELLO, U OF	MONTICELLO	AR	71655
001086	ARKANSAS PINE BLUFF, U OF	PINE BLUFF	AR	71601
001087	ARKANSAS BAPTIST COLLEGE	LITTLE ROCK	AR	72202
001089	ARKANSAS TECH UNIVERSITY	RUSSELLVILLE	AR	72801
001090	ARKANSAS STATE UNIV MAIN CAMPUS	STATE UNIV	AR	72467
001091	ARKANSAS STATE U BEEBE BR	BEEBE	AR	72012
001092	CENTRAL ARKANSAS, U OF	CONWAY	AR	72032
001093	CENTRAL BAPTIST COLLEGE	CONWAY	AR	72032
001097	HARDING U ALL CAM	SEARCY	AR	72143
001098	HENDERSON ST UNIVERSITY	ARKADELPHIA	AR	71923
001099	HENDRIX COLLEGE	CONWAY	AR	72032
001100	JOHN BROWN UNIVERSITY	SILOAM SPG	AR	72761
001101	ARKANSAS AT LITTLE ROCK, U OF	LITTLE ROCK	AR	72204
001102	OUACHITA BAPT UNIVERSITY	ARKADELPHIA	AR	71923
001103	PHILANDER SMITH COLLEGE	LITTLE ROCK	AR	72202
001104	PHILLIPS CO CMTY COLLEGE	HELENA	AR	72342
001106	SOUTHERN BAPTIST COLLEGE	WALNUT RIDGE	AR	72476
001107	SOUTHERN ARK U MAIN CAMPUS	MAGNOLIA	AR	71753
001108	ARKANSAS MAIN CAMPUS, U OF	FAYETTEVILLE	AR	72701
001109	ARKANSAS MEDL SCI CAMPUS, U OF	LITTLE ROCK	AR	72205
001110	WESTARK COMMUNITY COLLEGE	FORT SMITH	AR	72913
001111	ALLAN HANCOCK COLLEGE	SANTA MARIA	CA	93454
001113	ANTELOPE VALLEY COLLEGE	LANCASTER	CA	93534
001115	ARMSTRONG COLLEGE	BERKELEY	CA	94704
001116	ART CTR COLLEGE OF DESIGN	PASADENA	CA	91103
001117	AZUSA PACIFIC COLLEGE	AZUSA	CA	91702
001118	BAKERSFIELD COLLEGE	BAKERSFIELD	CA	93305
001119	BARSTOW COLLEGE	BARSTOW	CA	92311
001121	BETHANY BIBLE COLLEGE	SANTA CRUZ	CA	95066
001122	BIOLA UNIV	LA MIRADA	CA	90639
001123	BROOKS INSTITUTE	SANTA BARBARA	CA	93108
001124	CABRILLO COLLEGE	APTOS	CA	95003
001127	CAL COLLEGE ARTS & CRAFTS	OAKLAND	CA	94618
001132	CALIFORNIA INST OF ARTS	VALENCIA	CA	91355
001133	CAL LUTHERAN COLLEGE	THOUSAND OAKS	CA	91360
001134	CALIFORNIA MARITIME ACAD	VALLEJO	CA	94590
001137	CAL STATE U-FULLERTON	FULLERTON	CA	92634
001138	CAL STATE U-HAYWARD	HAYWARD	CA	94542
001139	CAL STATE U-LONG BEACH	LONG BEACH	CA	90840
001140	CAL STATE U-LOS ANGELES	LOS ANGELES	CA	90032
001141	CAL STATE U-DOMINGUEZ HLS	CARSON	CA	90747
001142	CAL STATE C-SN BERNARDINO	SN BERNARDINO	CA	92407
001143	CAL POLY ST U-SN LUIS OB	SN LUIS OBSPO	CA	93407
001144	CAL STATE POLY U-POMONA	POMONA	CA	91768
001146	CAL STATE U-CHICO	CHICO	CA	95929

<u>FICE</u>	<u>SCHOOL</u>	<u>CITY</u>	<u>ST</u>	<u>ZIP</u>
001147	CAL STATE U-FRESNO	FRESNO	CA	93740
001149	HUMBOLDT STATE U	ARCATA	CA	95521
001150	CAL STATE U-SACRAMENTO	SACRAMENTO	CA	95819
001151	SAN DIEGO STATE U	SAN DIEGO	CA	92182
001153	CAL STATE U-NORTHRIDGE	NORTHRIDGE	CA	91330
001154	SAN FRANCISCO STATE U	SAN FRANCISCO	CA	94132
001155	SAN JOSE STATE U	SAN JOSE	CA	95192
001156	SONOMA STATE UNIVERSITY	ROHNERT PARK	CA	94928
001157	CAL ST COLLEGE-STANISLAUS	TURLOCK	CA	95380
001158	US INTERNATIONAL U	SAN DIEGO	CA	92131
001161	CERRITOS COLLEGE	NORWALK	CA	90650
001162	CHABOT COLLEGE	HAYWARD	CA	94545
001163	CHAFFEY COMMUNITY COLLEGE	ALTA LOMA	CA	91701
001164	CHAPMAN COLLEGE	ORANGE	CA	92666
001166	CITRUS COLLEGE	AZUSA	CA	91702
001167	CITY COLLEGE OF SAN FRANCISCO	SAN FRANCISCO	CA	94112
001170	CLAREMONT MCKENNA C	CLAREMONT	CA	91711
001172	PITZER COLLEGE	CLAREMONT	CA	91711
001173	POMONA COLLEGE	CLAREMONT	CA	91711
001176	WEST HILLS COLLEGE	CLAREMONT	CA	91711
001177	COGSWELL COLLEGE	COALINGA	CA	93210
001178	MARIN, COLLEGE OF	SAN FRANCISCO	CA	94108
001179	NOTRE DAME, COLLEGE OF	KENTFIELD	CA	94904
001181	SAN MATEO, COLLEGE OF	BELMONT	CA	94002
001182	DESERT, COLLEGE OF THE	SAN MATEO	CA	94402
001183	HOLY NAMES COLLEGE	PALM DESERT	CA	92260
001185	REDWOODS, COLLEGE OF THE	OAKLAND	CA	94619
001186	SEQUOIAS, COLLEGE OF THE	EUREKA	CA	95501
001187	SISKIYOU, COLLEGE OF THE	VISALIA	CA	93277
001188	COMPTON CMTY COLLEGE	WEED	CA	96094
001189	CONTRA COSTA CC SYS OFF	COMPTON	CA	90221
001190	CONTRA COSTA COLLEGE	MARTINEZ	CA	94553
001191	DIABLO VALLEY COLLEGE	SAN PABLO	CA	94806
001192	CUESTA COLLEGE	PLEASANT HILL	CA	94523
001193	CYPRESS COLLEGE	SN LUIS OBSPO	CA	93406
001195	DEFENSE LANGUAGE INST	CYPRESS	CA	90630
001196	DOMINICAN C OF SAN RAFAEL	MONTEREY	CA	93941
001197	EL CAMINO COLLEGE	SAN RAFAEL	CA	94901
001199	FOOTHILL COLLEGE	TORRANCE	CA	90506
001200	FULLER THEOLOGICAL SEM	LOS ALTOS HILLS	CA	94022
001201	FULLERTON COLLEGE	PASADENA	CA	91101
001203	GLENDALE CMTY COLLEGE	FULLERTON	CA	92634
001205	GOLDEN GATE UNIVERSITY	GLENDALE	CA	91208
001206	GOLDEN WEST COLLEGE	SAN FRANCISCO	CA	94105
001208	GROSSMONT COLLEGE	HUNTINGTN BCH	CA	92647
001209	HARTNELL COLLEGE	EL CAJON	CA	92020
001210	HEALD INST TECH	SALINAS	CA	93901
001213	IMMACULATE HEART COLLEGE	SAN FRANCISCO	CA	94109
001215	LOMA LINDA UNIVERSITY	LOS ANGELES	CA	90027
001216	LA VERNE, U OF	LOMA LINDA	CA	92354
001217	LASSEN COLLEGE	LA VERNE	CA	91750
001219	LONG BEACH CITY COLLEGE	SUSANVILLE	CA	96130
		LONG BEACH	CA	90808

INSTITUTIONS IN THE NLS-72 POSTSECONDARY SCHOOL TRANSCRIPT SURVEY
BY FICE CODE

<u>FICE</u>	<u>SCHOOL</u>	<u>CITY</u>	<u>ST</u>	<u>ZIP</u>
001220	LOS ANGELES BAPT COLLEGE	AD	CA	91322
001222	EAST LOS ANGELES COLLEGE	MONTEREY PARK	CA	91754
001223	LOS ANGELES CITY COLLEGE	LOS ANGELES	CA	90029
001224	LOS ANG HARBOR COLLEGE	WILMINGTON	CA	90744
001226	LOS ANG PIERCE COLLEGE	WOODLAND HLS	CA	91371
001227	LOS ANG TR TECH COLLEGE	LOS ANGELES	CA	90015
001228	LOS ANG VALLEY COLLEGE	VAN NUYS	CA	91401
001229	LOS ANG C OF CHIROPRACTIC	WHITTIER	CA	90604
001230	SOUTHERN CAL C OF OPTOMETRY	FULLERTON	CA	92631
001233	SACRAMENTO CITY COLLEGE	SACRAMENTO	CA	95822
001237	MERCED COLLEGE	MERCED	CA	95340
001238	MILLS COLLEGE	OAKLAND	CA	94613
001239	MIRA COSTA COLLEGE	OCEANSIDE	CA	92054
001240	MODESTO JUNIOR COLLEGE	MODESTO	CA	95350
001242	MONTEREY PEN COLLEGE	MONTEREY	CA	93940
001243	MOUNT SNT MARY'S COLLEGE	LOS ANGELES	CA	90049
001245	MOUNT SAN ANTONIO COLLEGE	WALNUT	CA	91789
001246	MOUNT SAN JACINTO COLLEGE	SAN JACINTO	CA	92383
001247	NAPA COLLEGE	NAPA	CA	94558
001249	OCCIDENTAL COLLEGE	LOS ANGELES	CA	90041
001250	ORANGE COAST COLLEGE	COSTA MESA	CA	92626
001253	FRESNO PACIFIC COLLEGE	FRESNO	CA	93702
001258	PACIFIC UNION COLLEGE	ANGWIN	CA	94508
001260	PALOMAR COLLEGE	SAN MARCOS	CA	92069
001261	PASADENA CITY COLLEGE	PASADENA	CA	91106
001262	POINT LOMA COLLEGE	SAN DIEGO	CA	92106
001264	PEPPERDINE UNIVERSITY	MALIBU	CA	90265
001266	LANEY COLLEGE	OAKLAND	CA	94607
001267	MERRITT COLLEGE	OAKLAND	CA	94619
001268	PORTERVILLE COLLEGE	PORTERVILLE	CA	93257
001269	RIO HONDO COLLEGE	WHITTIER	CA	90608
001270	RIVERSIDE CITY COLLEGE	RIVERSIDE	CA	92506
001272	SAN BERNARDINO VLY C	SN BERNARDINO	CA	92410
001274	SAN DIEGO CC ALL CAMPUSES	SAN DIEGO	CA	92108
001275	SAN DIEGO MESA COLLEGE	SAN DIEGO	CA	92111
001276	SAN FRANCISCO STATE MTN RECORDS	SAN FRANCISCO	CA	94117
001280	SAN JOSE QUIN DELTA COLLEGE	STOCKTON	CA	95207
001281	SAN JOSE BIBLE COLLEGE	SAN JOSE	CA	95108
001282	SAN JOSE CITY COLLEGE	SAN JOSE	CA	95128
001284	SANTA ANA COLLEGE	SANTA ANA	CA	92706
001285	SANTA BARBARA CTY COLLEGE	SANTA BARBARA	CA	93109
001286	SANTA MONICA COLLEGE	SANTA MONICA	CA	90405
001287	SANTA ROSA JUNIOR COLLEGE	SANTA ROSA	CA	95401
001289	SHASTA COLLEGE	REDDING	CA	96099
001290	SIERRA COMMUNITY COLLEGE	ROCKLIN	CA	95677
001291	SIMPSON COLLEGE	SAN FRANCISCO	CA	94134
001292	SOLANO COMMUNITY COLLEGE	SUISUN CITY	CA	94585
001293	SOUTHERN CAL COLLEGE	COSTA MESA	CA	92626
001294	SOUTHWESTERN COLLEGE	CHULA VISTA	CA	92010
001302	SAINT MARY'S C OF CALIF	MORAGA	CA	94575
001305	STANFORD UNIVERSITY	STANFORD	CA	94305
001307	FRESNO CITY COLLEGE	FRESNO	CA	93741

<u>FICE</u>	<u>SCHOOL</u>	<u>CITY</u>	<u>ST</u>	<u>ZIP</u>
001308	KINGS RIVER CMTY COLLEGE	REEDLEY	CA	93654
001309	TAFT COLLEGE	TAFT	CA	93268
001310	NAVAL POSTGRADUATE SCHOOL	MONTEREY	CA	93940
001311	CAL SYSW ADMIN CEN OFF, U	BERKELEY	CA	94720
001312	CAL-BERKELEY,U OF	BERKELEY	CA	94720
001313	CAL-DAVIS,U OF	DAVIS	CA	95616
001314	CAL - IRVINE, U OF	IRVINE	CA	92717
001315	CAL-LOS ANGELES,U OF	LOS ANGELES	CA	90024
001316	CAL-RIVERSIDE,U OF	RIVERSIDE	CA	92521
001317	CAL-SAN DIEGO,U OF	LA JOLLA	CA	92093
001319	CAL-SAN FRANCISCO,U OF	SAN FRANCISCO	CA	94143
001320	CAL-SANTA BARBARA,U OF	SANTA BARBARA	CA	93106
001321	CAL-SANTA CRUZ,U OF	SANTA CRUZ	CA	95064
001322	REDLANDS,UNIVERSITY OF	REDLANDS	CA	92373
001325	SAN FRANCISCO,U OF	SAN FRANCISCO	CA	94117
001326	SANTA CLARA,UNIVERSITY OF	SANTA CLARA	CA	95053
001328	SOUTHERN CALIFORNIA,U OF	LOS ANGELES	CA	90007
001329	PACIFIC,UNIVERSITY OF THE	STOCKTON	CA	95211
001334	VENTURA COLLEGE	VENTURA	CA	93003
001335	VICTOR VALLEY COLLEGE	VICTORVILLE	CA	92392
001338	WEST VALLEY COLLEGE	SARATOGA	CA	95070
001339	WESTERN BAPTIST COLLEGE	SALEM	OR	97302
001341	WESTMONT COLLEGE	SANTA BARBARA	CA	93108
001342	WHITTIER COLLEGE	WHITTIER	CA	90608
001344	YUBA COLLEGE	MARYSVILLE	CA	95901
001345	ADAMS STATE COLLEGE	ALAMOSA	CO	81102
001346	ARAPAHOE CMTY COLLEGE	LITTLETON	CO	80120
001347	COLORADO COLLEGE	COLORADO SPG	CO	80903
001348	COLORADO SCHOOL OF MINES	GOLDEN	CO	80401
001349	NORTHERN COLORADO,U OF	GREELEY	CO	80639
001350	COLORADO STATE UNIVERSITY	FORT COLLINS	CO	80523
001351	COLORADO WOMEN'S COLLEGE	DENVER	CO	80220
001352	DENVER CONS BAPTIST SEM	DENVER	CO	80210
001353	FORT LEWIS COLLEGE	DURANGO	CO	81301
001355	LAMAR COMMUNITY COLLEGE	LAMAR	CO	81052
001358	MESA COLLEGE	GRAND JCT	CO	81501
001359	COLORADO NORTHWESTERN CC	RANGELY	CO	81648
001360	METROPOLITAN ST COLLEGE	DENVER	CO	80204
001361	NORTHEASTERN JR COLLEGE	STERLING	CO	80751
001363	REGIS COLLEGE	DENVER	CO	80221
001365	SOUTHERN COLORADO,U OF	PUEBLO	CO	81001
001367	SAINT THOMAS SEMINARY	DENVER	CO	80210
001369	US AIR FORCE ACADEMY	USAF ACADEMY	CO	80840
001370	COLORADO AT BOULDER,U OF	BOULDER	CO	80309
001371	DENVER,UNIVERSITY OF	DENVER	CO	80210
001372	WESTERN ST COLLEGE COLO	GUNNISON	CO	81230
001375	ANNHURST COLLEGE	WOODSTOCK	CT	06281
001377	BRIDGEPORT ENGR INSTITUTE	BRIDGEPORT	CT	06606
001378	CENTRAL CONN ST COLLEGE	NEW BRITAIN	CT	06050
001379	CONNECTICUT COLLEGE	NEW LONDON	CT	06320
001380	WESTERN CONN ST COLLEGE	DANBURY	CT	06810
001385	FAIRFIELD UNIVERSITY	FAIRFIELD	CT	06430

INSTITUTIONS IN THE NLS-72 POSTSECONDARY SCHOOL TRANSCRIPT SURVEY
BY FICE CODE

PAGE 6

<u>FICE</u>	<u>SCHOOL</u>	<u>CITY</u>	<u>ST</u>	<u>ZIP</u>
001386	HARTFORD COLLEGE WOMEN	HARTFORD	CT	06105
001388	HARTFORD ST TECH COLLEGE	HARTFORD	CT	06106
001389	HOLY APOSTLES COLLEGE	CROMWELL	CT	06416
001392	MANCHESTER CMTY COLLEGE	MANCHESTER	CT	06040
001393	MITCHELL COLLEGE	NEW LONDON	CT	06320
001394	MORSE SCHOOL OF BUSINESS	HARTFORD	CT	06103
001397	NEW HAVEN,UNIVERSITY OF	WEST HAVEN	CT	06516
001398	NORTHWESTERN CONN CC	WINSTED	CT	06098
001399	NORWALK COMMUNITY COLLEGE	NORWALK	CT	06854
001400	NORWALK ST TECH COLLEGE	NORWALK	CT	06854
001401	POST COLLEGE	WATERBURY	CT	06708
001402	QUINNIPIAC COLLEGE	HAMDEN	CT	06518
001403	SACRED HEART UNIVERSITY	BRIDGEPORT	CT	06606
001406	SOUTHERN CONN ST COLLEGE	NEW HAVEN	CT	06515
001409	SAINT JOSEPH COLLEGE	WEST HARTFORD	CT	06117
001413	THAMES VLY STATE TECH C	NORWICH	CT	06360
001414	TRINITY COLLEGE	HARTFORD	CT	06106
001415	US COAST GUARD ACADEMY	NEW LONDON	CT	06320
001416	BRIDGEPORT,UNIVERSITY OF	BRIDGEPORT	CT	06602
001417	CONNECTICUT ALL CAMPUSES, U OF	STORRS	CT	06268
001418	CONNECTICUT ALL CAMPUSES, U OF	STORRS	CT	06268
001419	CONNECTICUT, U OF	STORRS	CT	06268
001422	HARTFORD,UNIVERSITY OF	WEST HARTFORD	CT	06117
001423	WATERBURY ST TECH COLLEGE	WATERBURY	CT	06708
001424	WESLEYAN UNIVERSITY	MIDDLETOWN	CT	06457
001425	EASTERN CONN ST COLLEGE	WILLIMANTIC	CT	06226
001426	YALE UNIVERSITY	NEW HAVEN	CT	06520
001427	BRANDYWINE C OF WIDENER U	WILMINGTON	DE	19803
001428	DELAWARE STATE COLLEGE	DOVER	DE	19901
001429	GOLDEY BEACOM COLLEGE	WILMINGTON	DE	19808
001431	DELAWARE,UNIVERSITY OF	NEWARK	DE	19711
001433	WESLEY COLLEGE	DOVER	DE	19901
001434	AMERICAN UNIVERSITY	WASHINGTON	DC	20016
001437	CATHOLIC U OF AMERICA	WASHINGTON	DC	20064
001441	D C TEACHER COL	WASHINGTON	DC	
001443	GALLAUDET COLLEGE	WASHINGTON	DC	20002
001444	GEORGE WASH UNIVERSITY	WASHINGTON	DC	20052
001445	GEORGETOWN UNIVERSITY	WASHINGTON	DC	20057
001448	HOWARD UNIVERSITY	WASHINGTON	DC	20059
001452	MOUNT VERNON COLLEGE	WASHINGTON	DC	20007
001456	SOUTHEASTERN UNIVERSITY	WASHINGTON	DC	20024
001459	STRAYER COLLEGE	WASHINGTON	DC	20005
001460	TRINITY COLLEGE	WASHINGTON	DC	20017
001462	WASHINGTON BIBLE COLLEGE	LANHAM	MD	20706
001467	BETHUNE COOKMAN COLLEGE	DAYTONA BEACH	FL	32015
001468	BISCAYNE COLLEGE	MIAMI	FL	33054
001469	FLORIDA INST TECHNOLOGY	MELBOURNE	FL	32901
001470	BREVARD CMTY COLLEGE	COCOA	FL	32922
001471	CENTRAL FLA CMTY COLLEGE	OCALA	FL	32670
001472	CHIPOLA JUNIOR COLLEGE	MARIANNA	FL	32446
001475	DAYTONA BCH CMTY COLLEGE	DAYTONA BEACH	FL	32015
001477	EDISON COMMUNITY COLLEGE	FORT MYERS	FL	33907

INSTITUTIONS IN THE NLS-72 POSTSECONDARY SCHOOL TRANSCRIPT SURVEY
 BY FICE CODE

<u>FICE</u>	<u>SCHOOL</u>	<u>CITY</u>	<u>ST</u>	<u>ZIP</u>
001478	EDWARD WATERS COLLEGE	JACKSONVILLE	FL	32209
001479	EMBRY-RIDDLE AERON U	BUNNELL	FL	32010
001480	FLORIDA A & M U	TALLAHASSEE	FL	32307
001481	FLORIDA ATLANTC U	BOCA RATON	FL	33431
001482	FLORIDA COLLEGE	TEMPLE TERRCE	FL	33617
001484	FLORIDA JR C JACKSONVILLE	JACKSONVILLE	FL	32202
001485	FLORIDA KEYS CMTY COLLEGE	KEY WEST	FL	33040
001487	ECKERD COLLEGE	ST PETERSBURG	FL	33733
001488	FLORIDA SOUTHERN COLLEGE	LAKELAND	FL	33802
001489	FLORIDA STATE UNIVERSITY	TALLAHASSEE	FL	32306
001490	GULF COAST CMTY COLLEGE	PANAMA CITY	FL	32401
001493	INDIAN RIVER CMTY COLLEGE	FORT PIERCE	FL	33450
001495	JACKSONVILLE UNIVERSITY	JACKSONVILLE	FL	32211
001497	JONES COLLEGE JACKSONVL	JACKSONVILLE	FL	32211
001500	BROWARD CMTY COLLEGE	FT LAUDERDALE	FL	33301
001501	LAKE CITY CMTY COLLEGE	LAKE CITY	FL	32055
001502	LAKE-SUMTER CMTY COLLEGE	LEESBURG	FL	32748
001504	MANATEE JUNIOR COLLEGE	BRADENTON	FL	33507
001506	MIAMI-DADE CMTY COLLEGE	MIAMI	FL	33176
001508	NORTH FLORIDA JR COLLEGE	MADISON	FL	32340
001509	NOVA UNIVERSITY	FT LAUDERDALE	FL	33314
001510	OKALOOSA-WALTON JUNIOR C	NICEVIL' E	FL	32578
001512	PALM BEACH JUNIOR COLLEGE	LAKE WORTH	FL	33461
001513	PENSACOLA JUNIOR COLLEGE	PENSACOLA	FL	32504
001514	POLK COMMUNITY COLLEGE	WINTER HAVEN	FL	33880
001515	ROLLINS COLLEGE	WINTER PARK	FL	32789
001519	SANTA FE CMTY COLLEGE	GAINESVILLE	FL	32601
001520	SEMINOLE CMTY COLLEGE	SANFORD	FL	32771
001521	SOUTHEASTERN C ASSEM GOD	LAKELAND	FL	33801
001522	SOUTH FLORIDA JR COLLEGE	AVON PARK	FL	33825
001523	SAINT JOHNS RIVER CC	PALATKA	FL	32077
001526	SAINT LEO COLLEGE	SAINT LEO	FL	33574
001528	SAINT PETERSBG JR COLLEGE	ST PETERSBURG	FL	33733
001531	STETSON UNIVERSITY	DELAND	FL	32720
001533	TALLAHASSEE CMTY COLLEGE	TALLAHASSEE	FL	32304
001535	FLORIDA,UNIVERSITY OF	GAINESVILLE	FL	32611
001536	MIAMI,UNIVERSITY OF	CORAL GABLES	FL	33124
001537	SOUTH FLORIDA,U OF	TAMPA	FL	33620
001538	TAMPA,UNIVERSITY OF	TAMPA	FL	33606
001540	WEBBER COLLEGE	BABSON PARK	FL	33827
001541	ABRAHAM BALDWIN AGR L C	TIFTON	GA	31793
001542	AGNES SCOTT COLLEGE	DECATUR	GA	30030
001543	ALBANY JUNIOR COLLEGE	ALBANY	GA	31707
001544	ALBANY STATE COLLEGE	ALBANY	GA	31705
001546	ARMSTRONG STATE COLLEGE	SAVANNAH	GA	31406
001547	ATLANTA CHRISTIAN COLLEGE	EAST POINT	GA	30344
001549	ATLANTA COLLEGE OF ART	ATLANTA	GA	30309
001551	ATLANTA UNIVERSITY	ATLANTA	GA	30314
001552	AUGUSTA COLLEGE	AUGUSTA	GA	30910
001554	BERRY COLLEGE	MOUNT BERRY	GA	30149
001556	BRENAU COLLEGE	GAINESVILLE	GA	30501
001557	BREWTON-PARKER COLLEGE	MOUNT VERNON	GA	30445

INSTITUTIONS IN THE NLS-72 POSTSECONDARY SCHOOL TRANSCRIPT SURVEY
 BY FICE CODE

PAGE 8

<u>FICE</u>	<u>SCHOOL</u>	<u>CITY</u>	<u>ST</u>	<u>ZIP</u>
001558	BRUNSWICK JUNIOR COLLEGE	BRUNSWICK	GA	31523
001559	CLARK COLLEGE	ATLANTA	GA	30314
001561	COLUMBUS COLLEGE	COLUMBUS	GA	31993
001562	DEKALB COMMUNITY COLLEGE	CLARKSTON	GA	30021
001563	EMMANUEL COLLEGE	FRANKLIN SPG	GA	30639
001564	EMORY UNIVERSITY	ATLANTA	GA	30322
001565	EMORY UNIVERSITY	ATLANTA	GA	30322
001566	FORT VALLEY STATE COLLEGE	FORT VALLEY	GA	31030
001567	GAINESVILLE JR COLLEGE	GAINESVILLE	GA	30501
001569	GEORGIA INST OF TECH MAIN CAM	ATLANTA	GA	30332
001570	SOUTHERN TECH INST	MARIETTA	GA	30060
001571	GEORGIA MILITARY COLLEGE	MILLEDGEVILLE	GA	31061
001572	GEORGIA SOUTHERN COLLEGE	STATESBORO	GA	30460
001573	GEORGIA SOUTHWESTERN C	AMERICUS	GA	31709
001574	GEORGIA STATE UNIVERSITY	ATLANTA	GA	30303
001575	GORDON JUNIOR COLLEGE	BARNESVILLE	GA	30204
001577	KENNESAW COLLEGE	MARIETTA	GA	30061
001578	LA GRANGE COLLEGE	LA GRANGE	GA	30240
001579	MEDICAL COLLEGE OF GA	AUGUSTA	GA	30912
001580	MERCER U MAIN CAMPUS	MACON	GA	31207
001581	MIDDLE GEORGIA COLLEGE	COCHRAN	GA	31014
001582	MOREHOUSE COLLEGE	ATLANTA	GA	30314
001583	MORRIS BROWN COLLEGE	ATLANTA	GA	30314
001585	NORTH GEORGIA COLLEGE	DAHLONEGA	GA	30533
001586	OGLETHORPE UNIVERSITY	ATLANTA	GA	30319
001587	PAINE COLLEGE	AUGUSTA	GA	30901
001590	SAVANNAH STATE COLLEGE	SAVANNAH	GA	31404
001592	SOUTH GEORGIA COLLEGE	DOUGLAS	GA	31533
001594	SPELMAN COLLEGE	ATLANTA	GA	30314
001595	TIFT COLLEGE	FORSYTH	GA	31029
001598	GEORGIA, UNIVERSITY OF	ATHENS	GA	30602
001599	VALDOSTA STATE COLLEGE	VALDOSTA	GA	31698
001601	WEST GEORGIA COLLEGE	CARROLLTON	GA	30118
001602	GEORGIA COLLEGE	MILLEDGEVILLE	GA	31061
001605	CHAMINADE U OF HONOLULU	HONOLULU	HI	96816
001610	HAWAII AT MANOA, U OF	HONOLULU	HI	96822
001611	HAWAII AT HILO, U OF	HILO	HI	96720
001612	HAWAII HONOLULU CC, U OF	HONOLULU	HI	96817
001613	HAWAII KAPIOLANI CC, U OF	HONOLULU	HI	96814
001615	HAWAII MAUI CC, U OF	KAHULUI	HI	96732
001616	BOISE STATE UNIVERSITY	BOISE	ID	83725
001617	IDAHO, COLLEGE OF	CALDWELL	ID	83605
001619	SOUTHERN IDAHO, COLLEGE OF	TWIN FALLS	ID	83301
001620	IDAHO STATE UNIVERSITY	POCATELLO	ID	83209
001621	LEWIS-CLARK ST COLLEGE	LEWISTON	ID	83501
001623	NORTH IDAHO COLLEGE	COEUR D'ALENE	ID	83814
001624	NORTHWEST NAZARENE C	NAMPA	ID	83651
001625	RICKS COLLEGE	REXBURG	ID	83440
001626	IDAHO, UNIVERSITY OF	MOSCOW	ID	83843
001627	AERO-SPACE INSTITUTE	CHICAGO	IL	60611
001628	AMERICAN ACADEMY OF ART	CHICAGO	IL	60604
001633	AUGUSTANA COLLEGE	ROCK ISLAND	IL	61201

<u>FICE</u>	<u>SCHOOL</u>	<u>CITY</u>	<u>ST</u>	<u>ZIP</u>
001634	AURORA COLLEGE	AURORA	IL	60507
001635	BARAT COLLEGE	LAKE FOREST	IL	60045
001636	BELLEVILLE AREA COLLEGE	BELLEVILLE	IL	62221
001638	BLACK HAWK C QUAD-CITIES	MOLINE	IL	61265
001639	BLACKBURN COLLEGE	CARLINVILLE	IL	62626
001640	PRAIRIE STATE COLLEGE	CHICAGO HTS	IL	60411
001641	BRADLEY UNIVERSITY	PEORIA	IL	61625
001644	CENTRAL YMCA CMTY COLLEGE	CHICAGO	IL	60606
001648	CITY C CHGO TRUMAN C	CHICAGO	IL	60640
001649	CITY C CHGO R J DALEY C	CHICAGO	IL	60652
001650	CITY C CHGO MALCOLM X C	CHICAGO	IL	60612
001652	CITY C CHGO LOOP C	CHICAGO	IL	60601
001654	CITY C CHGO KENNEDY-KING	CHICAGO	IL	60621
001655	CITY C CHGO WRIGHT C	CHICAGO	IL	60634
001659	HEALTH SCI - CHGO MED SCH, U	CHICAGO	IL	60064
001660	CHICAGO TECHNICAL COLLEGE	CHICAGO	IL	60616
001661	CHICAGO THEOLOGICAL SEM	CHICAGO	IL	60637
001664	SAINT FRANCIS COLLEGE OF	JOLIET	IL	60435
001665	COLUMBIA COLLEGE	CHICAGO	IL	60605
001666	CONCORDIA COLLEGE	RIVER FOREST	IL	60305
001669	DANVILLE AREA CMTY C	DANVILLE	IL	61832
001671	DEPAUL UNIVERSITY	CHICAGO	IL	60604
001672	DEVRY INST OF TECHNOLOGY	CHICAGO	IL	60618
001674	EASTERN ILL UNIVERSITY	CHARLESTON	IL	61920
001675	ELGIN COMMUNITY COLLEGE	ELGIN	IL	60120
001676	ELMHURST COLLEGE	ELMHURST	IL	60126
001677	EMMAUS BIBLE SCH	OAK PARK	IL	61614
001678	EUREKA COLLEGE	EUREKA	IL	61530
001681	HIGHLAND CMTY COLLEGE	FREEMONT	IL	61032
001684	GREENVILLE COLLEGE	GREENVILLE	IL	62246
001688	ILLINOIS COLLEGE	JACKSONVILLE	IL	62650
001689	ILL COLLEGE OF OPTOMETRY	CHICAGO	IL	60616
001691	ILLINOIS INST TECHNOLOGY	CHICAGO	IL	60616
001692	ILLINOIS STATE UNIVERSITY	NORMAL	IL	61761
001693	NORTHEASTERN ILL U	CHICAGO	IL	60625
001694	CHICAGO STATE UNIVERSITY	CHICAGO	IL	60628
001696	ILL WESLEYAN UNIVERSITY	BLOOMINGTON	IL	61701
001698	JOHN MARSHALL LAW SCHOOL	CHICAGO	IL	60604
001699	JOLIET JUNIOR COLLEGE	JOLIET	IL	60436
001701	KASKASKIA COLLEGE	CENTRALIA	IL	62801
001703	KENDALL COLLEGE	EVANSTON	IL	60201
001704	KNOX COLLEGE	GALESBURG	IL	61401
001705	ILLINOIS VLY CMTY COLLEGE	OGLESBY	IL	61348
001706	LAKE FOREST COLLEGE	LAKE FOREST	IL	60045
001707	LEWIS UNIVERSITY	ROMEDEVILLE	IL	60441
001708	LINCOLN CHRISTIAN COLLEGE	LINCOLN	IL	62656
001709	LINCOLN COLLEGE	LINCOLN	IL	62656
001710	LOYOLA U OF CHICAGO	CHICAGO	IL	60611
001712	LUTH SCH THEOLOGY CHICAGO	CHICAGO	IL	60615
001716	MACCORMAC COLLEGE	CHICAGO	IL	60604
001724	MILLIKIN UNIVERSITY	DECATUR	IL	62522
001725	MONMOUTH COLLEGE	MONMOUTH	IL	61462

INSTITUTIONS IN THE NLS-72 POSTSECONDARY SCHOOL TRANSCRIPT SURVEY
BY FICE CODE

PAGE 10

<u>FICE</u>	<u>SCHOOL</u>	<u>CITY</u>	<u>ST</u>	<u>ZIP</u>
001727	MOODY BIBLE INSTITUTE	CHICAGO	IL	60610
001728	MORTON COLLEGE	CICERO	IL	60650
001731	MUNDELEIN COLLEGE	CHICAGO	IL	60660
001732	NATIONAL C CHIROPRACTIC	LOMBARD	IL	60148
001733	NATIONAL C ED MAIN CAM	EVANSTON	IL	60201
001735	NORTH PARK C & THEOL SEM	CHICAGO	IL	60625
001737	NORTHERN ILL UNIVERSITY	DE KALB	IL	60115
001739	NORTHWESTERN UNIVERSITY	EVANSTON	IL	60201
001741	OLIVET NAZARENE COLLEGE	KANKAKEE	IL	60901
001745	QUINCY COLLEGE	QUINCY	IL	62301
001746	ROBERT MORRIS CL	CARTHAGE	IL	62321
001747	ROCK VALLEY COLLEGE	ROCKFORD	IL	61101
001748	ROCKFORD COLLEGE	ROCKFORD	IL	61101
001749	ROOSEVELT UNIVERSITY	CHICAGO	IL	60605
001750	ROSARY COLLEGE	RIVER FOREST	IL	60305
001752	SAUK VALLEY COLLEGE	DIXON	IL	61021
001753	SCHOOL OF THE ART INST CHGO	CHICAGO	IL	60603
001758	SOUTHERN ILL U CARBONDALE	CARBONDALE	IL	62901
001759	SOUTHERN ILL U EDWARDSVILLE	EDWARDSVILLE	IL	62026
001761	SPRINGFLD COLLEGE IN ILL	SPRINGFIELD	IL	62702
001767	ILL BENEDICTINE COLLEGE	LISLE	IL	60532
001768	SAINT XAVIER COLLEGE	CHICAGO	IL	60655
001769	THORNTON CMTY COLLEGE	SOUTH HOLLAND	IL	60473
001772	TRINITY COLLEGE	DEERFIELD	IL	60015
001773	TRITON COLLEGE	RIVER GROVE	IL	60171
001774	CHICAGO,UNIVERSITY OF	CHICAGO	IL	60637
001775	ILL URBANA CAMPUS,U OF	URBANA	IL	61801
001776	ILL CHICAGO CIRCLE,U OF	CHICAGO	IL	60680
001780	WESTERN ILL UNIVERSITY	MACOMB	IL	61455
001781	WHEATON COLLEGE	WHEATON	IL	60187
001785	ANDERSON COLLEGE	ANDERSON	IN	46011
001786	BALL STATE UNIVERSITY	MUNCIE	IN	47306
001787	BETHEL COLLEGE	MISHAWAKA	IN	46544
001788	BUTLER UNIVERSITY	INDIANAPOLIS	IN	46208
001790	CONCORDIA THEOLOGICAL SEM	FORT WAYNE	IN	46825
001792	DEPAUW UNIVERSITY	GREENCASTLE	IN	46135
001793	EARLHAM COLLEGE	RICHMOND	IN	47374
001795	EVANSVILLE,UNIVERSITY OF	EVANSVILLE	IN	47702
001798	FRANKLIN COLLEGE INDIANA	FRANKLIN	IN	46131
001799	GOSHEN COLLEGE	GOSHEN	IN	46526
001800	GRACE COLLEGE	WINONA LAKE	IN	46590
001802	JOHN HERRON SCH ART	INDIANAPOLIS	IN	46202
001803	HUNTINGTON COLLEGE	HUNTINGTON	IN	46750
001804	INDIANA CEN UNIVERSITY	INDIANAPOLIS	IN	46227
001808	INDIANA ST U EVANSVL CAM	EVANSVILLE	IN	47712
001809	INDIANA U BLOOMINGTON	BLOOMINGTON	IN	47405
001812	IND-PURDUE U FORT WAYNE	FORT WAYNE	IN	46805
001813	IND-PURDUE U INDIANAPOLIS	INDIANAPOLIS	IN	46202
001814	INDIANA U AT KOKOMO	KOKOMO	IN	46901
001815	INDIANA U NORTHWEST	GARY	IN	46408
001816	INDIANA U AT SOUTH BEND	SOUTH BEND	IN	46615
001817	INDIANA U SOUTHEAST	NEW ALBANY	IN	47150

INSTITUTIONS IN THE NLS-72 POSTSECONDARY SCHOOL TRANSCRIPT SURVEY
 BY FICE CODE

PAGE 11

<u>FICE</u>	<u>SCHOOL</u>	<u>CITY</u>	<u>ST</u>	<u>ZIP</u>
001820	MANCHESTER COLLEGE	N MANCHESTER	IN	46962
001821	MARIAN COLLEGE	INDIANAPOLIS	IN	46222
001822	MARION COLLEGE	MARION	IN	46952
001824	OAKLAND CITY COLLEGE	OAKLAND CITY	IN	47660
001825	PURDUE U MAIN CAMPUS	W LAFAYETTE	IN	47907
001827	PURDUE U CALUMET	HAMMOND	IN	46323
001828	PURDUE U ALL CAMPUSES	W LAFAYETTE	IN	47907
001830	ROSE-HULMAN INST OF TECHN	TERRE HAUTE	IN	47803
001832	SAINT FRANCIS COLLEGE	FORT WAYNE	IN	46808
001833	SAINT JOSEPH'S COLLEGE	RENSSELAER	IN	47978
001834	CALUMET COLLEGE	WHITING	IN	46394
001836	SAINT MARY'S COLLEGE	NOTRE DAME	IN	46556
001838	TAYLOR UNIVERSITY	UPLAND	IN	46989
001839	TRI-STATE UNIVERSITY	ANGOLA	IN	46703
001840	NOTRE DAME,UNIVERSITY OF	NOTRE DAME	IN	46556
001841	VALPARAISO TECHNICAL INSTITUTE	VALPARAISO	IN	46383
001842	VALPARAISO UNIVERSITY	VALPARAISO	IN	46383
001843	VINCENNES UNIVERSITY	VINCENNES	IN	47591
001844	WABASH COLLEGE	CRAWFORDSVL	IN	47933
001845	DES MOINES AREA CC	ANKENY	IA	50021
001847	BUENA VISTA COLLEGE	STORM LAKE	IA	50588
001848	SOUTHEASTERN CMTY COLLEGE	W BURLINGTON	IA	52655
001849	INDIAN HILLS COMMUNITY COLLEGE--CENTERVILLE	CENTERVILLE	IA	52544
001850	CENTRAL U OF IOWA	PELLA	IA	50219
001852	CLARKE COLLEGE	DUBUQUE	IA	52001
001854	COE COLLEGE	CEDAR RAPIDS	IA	52402
001855	OSTEO MED-HLTH U OF	DES MOINES	IA	50312
001856	CORNELL COLLEGE	MOUNT VERNON	IA	52314
001859	DORDT COLLEGE	SIOUX CENTER	IA	51250
001860	DRAKE UNIVERSITY	DES MOINES	IA	50311
001862	ELLSWORTH CMTY COLLEGE	IOWA FALLS	IA	50126
001865	IOWA CENTRAL CC	FORT DODGE	IA	50501
001866	GRACELAND COLLEGE	LAMON	IA	50140
001867	GRAND VIEW COLLEGE	DES MOINES	IA	50316
001868	GRINNELL COLLEGE	GRINNELL	IA	50112
001869	IOWA STATE U	AMES	IA	50011
001871	IOWA WESLEYAN COLLEGE	MT PLEASANT	IA	52641
001874	LUTHER COLLEGE	DECORAH	IA	52101
001877	NORTH IOWA AREA CC	MASON CITY	IA	50401
001879	MORNINGSIDE COLLEGE	SIOUX CITY	IA	51106
001880	MOUNT MERCY COLLEGE	CEDAR RAPIDS	IA	52402
001884	OTTUMWA HEIGHTS COLLEGE	OTTUMWA	IA	52501
001885	PALMER C OF CHIROPRACTIC	DAVENPORT	IA	52803
001887	SIMPSON COLLEGE	INDIANOLA	IA	50125
001889	SAINT AMBROSE COLLEGE	DAVENPORT	IA	52803
001890	NORTHERN IOWA,U OF	CEDAR FALLS	IA	50613
001891	DUBUQUE,UNIVERSITY OF	DUBUQUE	IA	52001
001892	IOWA,UNIVERSITY OF	IOWA CITY	IA	52242
001893	UPPER IOWA UNIVERSITY	FAYETTE	IA	52142
001894	VENNARD COLLEGE	UNIVERSITY PK	IA	52595
001895	WALDORF COLLEGE	FOREST CITY	IA	50436
001896	WARTBURG COLLEGE	WAVERLY	IA	50677

INSTITUTIONS IN THE NLS-72 POSTSECONDARY SCHOOL TRANSCRIPT SURVEY PAGE 12
 BY FICE CODE

<u>FICE</u>	<u>SCHOOL</u>	<u>CITY</u>	<u>ST</u>	<u>ZIP</u>
001900	WILLIAM PENN COLLEGE	OSKALOOSA	IA	52577
001902	COWLEY CO CMTY COLLEGE	ARKANSAS CITY	KS	67005
001903	BAKER UNIVERSITY	BALDWIN CITY	KS	66006
001904	BETHANY COLLEGE	LINDSBORG	KS	67456
001905	BETHEL COLLEGE	NORTH NEWTON	KS	67117
001906	BUTLER CO CMTY COLLEGE	EL DORADO	KS	67042
001910	COFFEYVL CMTY COLLEGE	COFFEYVILLE	KS	67337
001911	COLBY COMMUNITY COLLEGE	COLBY	KS	67701
001915	FORT HAYS ST UNIVERSITY	HAYS	KS	67601
001916	FORT SCOTT CC	FORT SCOTT	KS	66701
001918	FRIENDS UNIVERSITY	WICHITA	KS	67213
001919	GARDEN CITY COMMUNITY C	GARDEN CITY	KS	67846
001920	HESSTON COLLEGE	HESSTON	KS	67062
001921	HIGHLAND CMTY COLLEGE	HIGHLAND	KS	66035
001923	HUTCHINSN CMTY COLLEGE	HUTCHINSON	KS	67501
001924	INDEPENDENCE COMMUNITY C	INDEPENDENCE	KS	67301
001925	KANSAS CITY KANS CMTY C	KANSAS CITY	KS	66112
001926	PITTSBURG ST UNIVERSITY	PITTSBURG	KS	66762
001927	EMPORIA STATE UNIVERSITY	EMPORIA	KS	66801
001928	KANSAS ST U AGR & APP SCI	MANHATTAN	KS	66506
001932	MARYMOUNT COLLEGE KANSAS	SALINA	KS	67401
001933	MCPHERSON COLLEGE	MCPHERSON	KS	67460
001939	KANSAS NEWMAN COLLEGE	WICHITA	KS	67213
001940	SOUTHWESTERN COLLEGE	WINFIELD	KS	67156
001942	SAINT JOHN'S COLLEGE	WINFIELD	KS	67156
001943	SAINT MARY COLLEGE	LEAVENWORTH	KS	66048
001948	KANSAS MAIN CAMPUS,U OF	LAWRENCE	KS	66045
001949	WASHBURN U OF TOPEKA	TOPEKA	KS	66621
001950	WICHITA STATE UNIVERSITY	WICHITA	KS	67208
001952	ASBURY COLLEGE	WILMORE	KY	40390
001953	ASBURY THEOLOGICAL SEM	WILMORE	KY	40390
001954	BELLARMINE COLLEGE	LOUISVILLE	KY	40205
001955	BEREA COLLEGE	BEREA	KY	40404
001959	CAMPBELLSVILLE COLLEGE	CAMPBELLSVL	KY	42718
001960	SPALDING COLLEGE	LOUISVILLE	KY	40203
001961	CENTRE COLLEGE OF KY	DANVILLE	KY	40422
001962	CUMBERLAND COLLEGE	WILLIAMSBURG	KY	40769
001963	EASTERN KY UNIVERSITY	RICHMOND	KY	40475
001964	GEORGETOWN COLLEGE	GEORGETOWN	KY	40324
001966	KY MOUNTAIN BIBLE INST	VAN CLEAVE	KY	41385
001968	KENTUCKY STATE UNIVERSITY	FRANKFORT	KY	40601
001969	KENTUCKY WESLEYAN COLLEGE	OWENSBORO	KY	42301
001972	LINDSEY WILSON COLLEGE	COLUMBIA	KY	42728
001975	MIDWAY COLLEGE	MIDWAY	KY	40347
001976	MOREHEAD STATE UNIVERSITY	MOREHEAD	KY	40351
001977	MURRAY STATE UNIVERSITY	MURRAY	KY	42071
001981	SOUTHEASTERN CHRISTIAN COLLEGE	WINCHESTER	KY	40391
001982	SOUTHERN BAPT THEOL SEM	LOUISVILLE	KY	40280
001987	TRANSYLVANIA UNIVERSITY	LEXINGTON	KY	40508
001988	UNION COLLEGE	BARBOURVILLE	KY	40906
001989	KENTUCKY,UNIVERSITY OF	LEXINGTON	KY	40506
001991	ELIZABETHTOWN CMTY C	ELIZABETHTOWN	KY	42701

INSTITUTIONS IN THE NLS-72 POSTSECONDARY SCHOOL TRANSCRIPT SURVEY
BY FICE CODE

PAGE 13

<u>FICE</u>	<u>SCHOOL</u>	<u>CITY</u>	<u>ST</u>	<u>ZIP</u>
001993	HENDERSON VOC ED	HENDERSON	KY	42420
001997	SOMERSET CMTY COLLEGE	SOMERSET	KY	42501
001998	SOUTHEAST CMTY COLLEGE	CUMBERLAND	KY	40823
001999	LOUISVILLE, UNIVERSITY OF	LOUISVILLE	KY	40292
002001	THOMAS MORE COLLEGE	FORT MITCHELL	KY	41017
002002	WESTERN KY UNIVERSITY	BOWLING GREEN	KY	42101
002003	CENTENARY C OF LOUISIANA	SHREVEPORT	LA	71104
002004	DILLARD UNIVERSITY	NEW ORLEANS	LA	70122
002005	NICHOLLS STATE UNIVERSITY	THIBODAUX	LA	70310
002006	GRAMBLING STATE U	GRAMBLING	LA	71245
002007	LOUISIANA COLLEGE	PINEVILLE	LA	71360
002008	LOUISIANA TECH UNIVERSITY	RUSTON	LA	71272
002010	LOUISIANA ST U AND A & M C	BATON ROUGE	LA	70803
002011	LOUISIANA ST U ALEXANDRIA	ALEXANDRIA	LA	71301
002012	LOUISIANA ST U EUNICE	EUNICE	LA	70535
002013	LOUISIANA ST U SHREVEPORT	SHREVEPORT	LA	71115
002014	LOUISIANA ST U MED CEN	NEW ORLEANS	LA	70112
002015	NEW ORLEANS, UNIVERSITY OF	NEW ORLEANS	LA	70148
002016	LOYOLA U IN NEW ORLEANS	NEW ORLEANS	LA	70118
002017	MCNEESE STATE UNIVERSITY	LAKE CHARLES	LA	70605
002019	NEW ORLEANS BAPT THEOL SEM	NEW ORLEANS	LA	70126
002020	NORTHEAST LOUISIANA U	MONROE	LA	71209
002021	NORTHWESTERN ST U OF LA	NATCHITOCHE	LA	71457
002023	OUR LADY OF HOLY CROSS C	NEW ORLEANS	LA	70114
002024	SOUTHEASTERN LA U	HAMMOND	LA	70402
002026	SOUTHERN U IN NEW ORLEANS	NEW ORLEANS	LA	70126
002028	SAINT MARY'S DOMINICAN C	NEW ORLEANS	LA	70118
002029	TULANE U OF LOUISIANA	NEW ORLEANS	LA	70118
002031	SOUTHWESTERN LA, U OF	LAFAYETTE	LA	70504
002032	XAVIER UNIVERSITY OF LA	NEW ORLEANS	LA	70125
002033	MAINE AT PRESQUE ISLE, U OF	PRESQUE ISLE	ME	04769
002034	CENTRAL ME VOC-TECH INST	AUBURN	ME	04210
002036	BATES COLLEGE	LEWISTON	ME	04240
002038	BOWDOIN COLLEGE	BRUNSWICK	ME	04011
002039	COLBY COLLEGE	WATERVILLE	ME	04901
002040	MAINE AT FARMINGTON, U OF	FARMINGTON	ME	04938
002041	MAINE AT FORT KENT, U OF	FORT KENT	ME	04743
002043	HUSSON COLLEGE	BANGOR	ME	04401
002044	MAINE MARITIME ACADEMY	CASTINE	ME	04421
002045	NASSON COLLEGE	SPRINGVALE	ME	04083
002048	RICKER COLLEGE	HOULTON	ME	04730
002050	NEW ENGLAND, U OF	BIDDEFORD	ME	04005
002051	SAINT JOSEPH'S COLLEGE	NORTH WINDHAM	ME	04062
002053	MAINE AT ORONO, U OF	ORONO	ME	04473
002055	MAINE AT MACHIAS, U OF	MACHIAS	ME	04654
002056	WESTBROOK COLLEGE	PORTLAND	ME	04103
002057	ALLEC CMTY COLLEGE	CUMBERLAND	MD	21502
002058	ANNE A CMTY COLLEGE	ARNOLD	MD	21012
002061	BALTIMORE CMTY COLLEGE OF	BALTIMORE	MD	21215
002062	BOWEN COLLEGE	BOWIE	MD	20715
002063	CATONSVILLE CMTY COLLEGE	CATONSVILLE	MD	21228
002064	CHARLES CMTY COLLEGE	LA PLATA	MD	20646

<u>FICE</u>	<u>SCHOOL</u>	<u>CITY</u>	<u>ST</u>	<u>ZIP</u>
002065	NOTRE DAME MD, COLLEGE OF	BALTIMORE	MD	21210
002068	COPPIN STATE COLLEGE	BALTIMORE	MD	21216
002070	ESSEX COMMUNITY COLLEGE	BALTIMORE	MD	21237
002071	FREDERICK CMTY COLLEGE	FREDERICK	MD	21701
002072	FROSTBURG STATE COLLEGE	FROSTBURG	MD	21532
002073	GOUCHER COLLEGE	TOWSON	MD	21204
002074	HAGERSTOWN JUNIOR COLLEGE	HAGERSTOWN	MD	21740
002075	HARFORD COMMUNITY COLLEGE	BEL AIR	MD	21014
002076	HOOD COLLEGE	FREDERICK	MD	21701
002077	JOHNS HOPKINS UNIVERSITY	BALTIMORE	MD	21218
002078	LOYOLA COLLEGE	BALTIMORE	MD	21210
002080	MARYLAND INST C OF ART	BALTIMORE	MD	21217
002081	MONTGOMERY C TAKOMA PARK	TAKOMA PARK	MD	20912
002082	MONTGOMERY C ROCKVILLE	ROCKVILLE	MD	20850
002083	MORGAN STATE UNIVERSITY	BALTIMORE	MD	21239
002086	MOUNT SNT MARY'S COLLEGE	EMMITSBURG	MD	21727
002089	PRINCE GEORGES CC	LARGO	MD	20772
002091	SALISBURY STATE COLLEGE	SALISBURY	MD	21801
002092	SAINT JOHN'S C MAIN CAM	ANNAPOLIS	MD	21404
002093	SAINT JOHN'S C SANTA FE	SANTA FE	NM	87501
002095	SAINT MARY'S C OF MD	ST MARYS CY	MD	20686
002099	TOWSON STATE UNIVERSITY	BALTIMORE	MD	21204
002101	US NAVAL ACADEMY	ANNAPOLIS	MD	21402
002102	BALTIMORE, UNIVERSITY OF	BALTIMORE	MD	21201
002103	MARYLAND COLLEGE PARK CAM, U OF	COLLEGE PARK	MD	20742
002104	MARYLAND BALT PROF SCH, U OF	BALTIMORE	MD	21201
002105	MARYLAND BALT CO CAM, U OF	CATONSVILLE	MD	21228
002106	MARYLAND EASTERN SHORE, U OF	PRINCESS ANNE	MD	21853
002109	WESTERN MARYLAND COLLEGE	WESTMINSTER	MD	21157
002114	AMERICAN INTRNATL COLLEGE	SPRINGFIELD	MA	01109
002115	AMHERST COLLEGE	AMHERST	MA	01002
002118	ASSUMPTION COLLEGE	WORCESTER	MA	01609
002120	MERRIMACK COLLEGE	NORTH ANDOVER	MA	01845
002121	BABSON COLLEGE	BABSON PARK	MA	02157
002124	BENTLEY COLLEGE	WALTHAM	MA	02254
002126	BERKLEE COLLEGE OF MUSIC	BOSTON	MA	02215
002128	BOSTON COLLEGE	CHESTNUT HILL	MA	02167
002129	BOSTON CONSV OF MUSIC	BOSTON	MA	02215
002130	BOSTON UNIVERSITY	BOSTON	MA	02215
002132	BRADFORD COLLEGE	BRADFORD	MA	01830
002133	BRANDEIS UNIVERSITY	WALTHAM	MA	02154
002136	GRAHM JUNIOR COLLEGE	BOSTON	MA	02215
002138	CHAMBERLAYNE JR COLLEGE	BOSTON	MA	02116
002139	CLARK UNIVERSITY	WORCESTER	MA	01610
002140	OUR LADY OF ELMS, COLLEGE	CHICOPEE	MA	01013
002141	HOLY CROSS, COLLEGE OF THE	WORCESTER	MA	01610
002143	CURRY COLLEGE	MILTON	MA	02186
002144	DEAN JUNIOR COLLEGE	FRANKLIN	MA	02038
002145	EASTERN NAZARENE COLLEGE	WOLLASTON	MA	02170
002146	EMERSON COLLEGE	BOSTON	MA	02116
002147	EMMANUEL COLLEGE	BOSTON	MA	02115
002148	ENDICOTT COLLEGE	BEVERLY	MA	01915

<u>FICE</u>	<u>SCHOOL</u>	<u>CITY</u>	<u>ST</u>	<u>ZIP</u>
002150	FISHER JUNIOR COLLEGE	BOSTON	MA	02116
002151	FRANKLIN INST OF BOSTON	BOSTON	MA	02116
002153	GORDON COLLEGE	WENHAM	MA	01984
002155	HARVARD UNIVERSITY	CAMBRIDGE	MA	02138
002158	LASELL JUNIOR COLLEGE	NEWTON	MA	02166
002159	BECKER JC-LEICESTER	LEICESTER	MA	01524
002160	LESLEY COLLEGE	CAMBRIDGE	MA	02238
002161	LOWELL, UNIVERSITY OF	LOWELL	MA	01854
002165	MASS C PHAR-HLTH SCI	BOSTON	MA	02115
002167	BERKSHIRE CMTY COLLEGE	PITTSFIELD	MA	01201
002168	CAPE COD CMTY COLLEGE	W BARNSTABLE	MA	02668
002170	HOLYOKE COMMUNITY COLLEGE	HOLYOKE	MA	01040
002171	MASS BAY CMTY COLLEGE	WELLESLEY	MA	02181
002172	MOUNT WACHUSETT C C	GARDNER	MA	01440
002173	NORTH SHORE CMTY COLLEGE	BEVERLY	MA	01915
002174	NORTHERN ESSEX C C	HAVERHILL	MA	01830
002175	QUINSIGAMOND CMTY COLLEGE	WORCESTER	MA	01606
002176	BRISTOL COMMUNITY COLLEGE	FALL RIVER	MA	02720
002177	MASSASOIT CMTY COLLEGE	BROCKTON	MA	02402
002178	MASS INST OF TECHNOLOGY	CAMBRIDGE	MA	02139
002180	MASS COLLEGE OF ART	BOSTON	MA	02215
002182	BOSTON STATE COLLEGE	BOSTON	MA	02115
002183	BRIDGEWATER STATE COLLEGE	BRIDGEWATER	MA	02324
002184	FITCHBURG STATE COLLEGE	FITCHBURG	MA	01420
002185	FRAMINGHAM STATE COLLEGE	FRAMINGHAM	MA	01701
002187	NORTH ADAMS STATE COLLEGE	NORTH ADAMS	MA	01247
002188	SALEM STATE COLLEGE	SALEM	MA	01970
002189	WESTFIELD STATE COLLEGE	WESTFIELD	MA	01086
002190	WORCESTER STATE COLLEGE	WORCESTER	MA	01602
002192	MOUNT HOLYOKE COLLEGE	SOUTH HADLEY	MA	01075
002193	MOUNT IDA JUNIOR COLLEGE	NEWTON CENTRE	MA	02159
002194	NEW ENG CONSV OF MUSIC	BOSTON	MA	02115
002195	BOSTON COLLEGE	NEWTON	MA	02116
002197	NICHOLS COLLEGE	DUDLEY	MA	01570
002199	NORTHEASTERN UNIVERSITY	BOSTON	MA	02115
002201	PINE MANOR COLLEGE	CHESTNUT HILL	MA	02167
002205	QUINCY JUNIOR COLLEGE	QUINCY	MA	02169
002206	REGIS COLLEGE	WESTON	MA	02193
002208	SIMMONS COLLEGE	BOSTON	MA	02115
002209	SMITH COLLEGE	NORTHAMPTON	MA	01063
002210	SOUTHEASTERN MASS U	N DARTMOUTH	MA	02747
002211	SPRINGFIELD COLLEGE	SPRINGFIELD	MA	01109
002217	STONEHILL COLLEGE	NORTH EASTON	MA	02356
002218	SUFFOLK UNIVERSITY	BOSTON	MA	02108
002219	TUFTS UNIVERSITY	MEDFORD	MA	02155
002221	MASS AMHERST CAMPUS, U OF	AMHERST	MA	01003
002222	MASS BOSTON CAMPUS, U OF	BOSTON	MA	02116
002224	WELLESLEY COLLEGE	WELLESLEY	MA	02181
002225	WENTWORTH INSTITUTE	BOSTON	MA	02115
002226	WESTERN NEW ENG COLLEGE	SPRINGFIELD	MA	01119
002227	WHEATON COLLEGE	NORTON	MA	02766
002228	WHEELLOCK COLLEGE	BOSTON	MA	02215

INSTITUTIONS IN THE NLS-72 POSTSECONDARY SCHOOL TRANSCRIPT SURVEY PAGE 16
BY FICE CODE

<u>FICE</u>	<u>SCHOOL</u>	<u>CITY</u>	<u>ST</u>	<u>ZIP</u>
002229	WILLIAMS COLLEGE	WILLIAMSTOWN	MA	01267
002232	WORCESTER JUNIOR COLLEGE	WORCESTER	MA	01610
002233	WORCESTER POLY INSTITUTE	WORCESTER	MA	01609
002234	ADRIAN COLLEGE	ADRIAN	MI	49221
002235	ALBION COLLEGE	ALBION	MI	49224
002236	ALMA COLLEGE	ALMA	MI	48801
002237	ALPENA COMMUNITY COLLEGE	ALPENA	MI	49707
002238	ANDREWS UNIVERSITY	BERRIEN SPG	MI	49104
002239	AQUINAS COLLEGE	GRAND RAPIDS	MI	49506
002240	BAY DE NOC CMTY COLLEGE	ESCANABA	MI	49829
002241	CALVIN COLLEGE	GRAND RAPIDS	MI	49506
002242	CALVIN THEOLOGICAL SEM	GRAND RAPIDS	MI	49506
002243	CENTRAL MICH UNIVERSITY	MT PLEASANT	MI	48859
002246	CLEARY COLLEGE	YPSILANTI	MI	4819.
002247	CONCORDIA COLLEGE	ANN ARBOR	MI	48105
002248	CRANBROOK ACADEMY OF ART	BLOOMFLD HLS	MI	48013
002249	DAVENPORT COLLEGE OF BUS	GRAND RAPIDS	MI	49503
002251	DELTA COLLEGE	UNIV CTR	MI	48710
002253	DETROIT C OF BUS ADMIN	DEARBORN	MI	48126
002254	DETROIT COLLEGE OF LAW	DETROIT	MI	48201
002259	EASTERN MICH UNIVERSITY	YPSILANTI	MI	48197
002260	FERRIS STATE COLLEGE	BIG RAPIDS	MI	49307
002261	MOTT, CHARLES C C	FLINT	MI	48503
002262	GENERAL MOTORS INSTITUTE	FLINT	MI	48502
002264	GOGEBIC COMMUNITY COLLEGE	IRONWOOD	MI	49938
002266	GRAND RAPIDS BAPT C	GRAND RAPIDS	MI	49505
002267	GRAND RAPIDS JR COLLEGE	GRAND RAPIDS	MI	49503
002268	GRAND VALLEY ST COLLEGES	ALLENDALE	MI	49401
002270	HENRY FORD CMTY COLLEGE	DEARBORN	MI	48128
002271	HIGHLAND PK CMTY COLLEGE	HIGHLAND PARK	MI	48203
002272	HILLSDALE COLLEGE	HILLSDALE	MI	49242
002273	HOPE COLLEGE	HOLLAND	MI	49423
002274	JACKSON COMMUNITY COLLEGE	JACKSON	MI	49201
002275	KALAMAZOO COLLEGE	KALAMAZOO	MI	49007
002276	KELLOGG COMMUNITY COLLEGE	BATTLE CREEK	MI	49016
002277	LAKE MICHIGAN COLLEGE	BENTON HARBOR	MI	49022
002278	LANSING COMMUNITY COLLEGE	LANSING	MI	48901
002279	LAWRENCE INST TECHNOLOGY	SOUTHFIELD	MI	48075
002282	MADONNA COLLEGE	LIVONIA	MI	48150
002284	MARYGROVE COLLEGE	DETROIT	MI	48221
002286	MERCY COLLEGE OF DETROIT	DETROIT	MI	48219
002288	MICH CHRISTIAN COLLEGE	ROCHESTER	MI	48063
002289	SHAW COLLEGE AT DETROIT	DETROIT	MI	48202
002290	MICHIGAN STATE UNIVERSITY	EAST LANSING	MI	48824
002292	MICHIGAN TECHNOLOGICAL U	HOUGHTON	MI	49931
002293	LAKE SUPERIOR ST COLLEGE	SLT ST MARIE	MI	49783
002295	MONTCALM CMTY COLLEGE	SIDNEY	MI	48885
002298	NAZARETH COLLEGE	NAZARETH	MI	49074
002299	NORTH CEN MICH COLLEGE	PETOSKEY	MI	49770
002301	NORTHERN MICH UNIVERSITY	MARQUETTE	MI	49855
002302	NORTHWESTERN MICH COLLEGE	TRAVERSE CITY	MI	49684
002304	OAKLAND COMMUNITY COLLEGE	BLOOMFLD HLS	MI	48013

INSTITUTIONS IN THE NLS-72 POSTSECONDARY SCHOOL TRANSCRIPT SURVEY
 BY FICE CODE

<u>FICE</u>	<u>SCHOOL</u>	<u>CITY</u>	<u>ST</u>	<u>ZIP</u>
002305	OAKLAND COMMUNITY COLLEGE	BLOOMFLD HLS	MI	48013
002306	OAKLAND COMMUNITY COLLEGE	BLOOMFLD HLS	MI	48013
002307	OAKLAND UNIVERSITY	ROCHESTER	MI	48063
002308	OLIVET COLLEGE	OLIVET	MI	49076
002310	SAINT CLAIR CO C C	PORT HURON	MI	48060
002314	SAGINAW VLY STATE COLLEGE	UNIV CTR	MI	48710
002315	SCHOOLCRAFT COLLEGE	LIVONIA	MI	48152
002316	SIENA HEIGHTS COLLEGE	ADRIAN	MI	49221
002317	SOUTHWESTERN MICH COLLEGE	DOWAGIAC	MI	49047
002318	SPRING ARBOR COLLEGE	SPRING ARBOR	MI	49283
002323	DETROIT, UNIVERSITY OF	DETROIT	MI	48221
002326	MICHIGAN-DEARBORN, U OF	DEARBORN	MI	48128
002327	MICHIGAN-FLINT, U OF	FLINT	MI	48503
002328	WASHTENAW CMTY COLLEGE	ANN ARBOR	MI	48106
002329	WAYNE STATE UNIVERSITY	DETROIT	MI	48202
002330	WESTERN MICH UNIVERSITY	KALAMAZOO	MI	49008
002332	ANOKA-RAMSEY CMTY COLLEGE	COON RAPIDS	MN	55433
002333	THIEF RIVER FALLS AREA VOCATIONAL-TECH INST	THIEF RIVER FLS	MN	56701
002334	AUGSBURG COLLEGE	MINNEAPOLIS	MN	55454
002336	BEMIDJI STATE U	BEMIDJI	MN	56601
002340	CARLETON COLLEGE	NORTHFIELD	MN	55057
002341	SAINT BENEDICT, COLLEGE OF	SAINT JOSEPH	MN	56374
002342	SAINT CATHERINE, C OF	SAINT PAUL	MN	55105
002343	SAINT SCHOLASTICA, COLLEGE	DULUTH	MN	55811
002344	SAINT TERESA, COLLEGE OF	WINONA	MN	55987
002345	SAINT THOMAS, COLLEGE OF	SAINT PAUL	MN	55105
002346	CONCORDIA C	MOORHEAD	MN	56560
002347	CONCORDIA C-SAINT PAUL	SAINT PAUL	MN	55104
002350	VERMILION CMTY COLLEGE	ELY	MN	55731
002352	FERGUS FALLS CMTY COLLEGE	FERGUS FALLS	MN	56537
002353	GUSTAVUS ADOLPHUS COLLEGE	SAINT PETER	MN	56082
002354	HAMLIN UNIVERSITY	SAINT PAUL	MN	55104
002356	ITASCA COMMUNITY COLLEGE	GRAND RAPIDS	MN	55744
002357	LUTHER THEOLOGICAL SEM	SAINT PAUL	MN	55108
002358	MACALESTER COLLEGE	SAINT PAUL	MN	55105
002360	MANKATO STATE UNIVERSITY	MANKATO	MN	56001
002362	MINNEAPOLIS CMTY COLLEGE	MINNEAPOLIS	MN	55403
002365	MINNEAPOLIS COLLEGE OF ART & DESIGN	MINNEAPOLIS	MN	55404
002367	MOORHEAD STATE UNIVERSITY	MOORHEAD	MN	56560
002369	NORTH CEN BIBLE COLLEGE	MINNEAPOLIS	MN	55404
002370	NORTH HENNEPIN C C	BROOKLYN PARK	MN	55445
002371	NORTHWESTERN COLLEGE	ROSEVILLE	MN	55113
002373	ROCHESTER CMTY COLLEGE	ROCHESTER	MN	55901
002375	SOUTHWEST ST U	MARSHALL	MN	56258
002377	SAINT CLOUD ST UNIVERSITY	SAINT CLOUD	MN	56301
002379	SAINT JOHN'S UNIVERSITY	COLLEGEVILLE	MN	56321
002380	SAINT MARY'S COLLEGE	WINONA	MN	55987
002381	SAINT MARY'S JR COLLEGE	MINNEAPOLIS	MN	55454
002382	SAINT OLAF COLLEGE	NORTHFIELD	MN	55057
002383	SAINT PAUL BIBLE COLLEGE	BIBLE COLLEGE	MN	55375
002385	NORTHLAND CMTY COLLEGE	THF RIVR FLS	MN	56701
002386	UNITED THEOLOGICAL SEM	NEW BRIGHTON	MN	55112

INSTITUTIONS IN THE NLS-72 POSTSECONDARY SCHOOL TRANSCRIPT SURVEY
BY FICE CODE

PAGE 18

<u>FICE</u>	<u>SCHOOL</u>	<u>CITY</u>	<u>ST</u>	<u>ZIP</u>
002388	MINNESOTA DULUTH, U OF	DULUTH	MN	55812
002389	MINNESOTA MORRIS, U OF	MORRIS	MN	56267
002391	WM MITCHELL COLLEGE LAW	SAINT PAUL	MN	55105
002394	WINONA STATE UNIVERSITY	WINONA	MN	55987
002395	WORTHINGTON CMTY COLLEGE	WORTHINGTON	MN	56187
002396	ALCORN STATE UNIVERSITY	LORMAN	MS	39096
002397	BELHAVEN COLLEGE	JACKSON	MS	39202
002400	CLARKE COLLEGE	NEWTON	MS	39345
002401	COAHOMA JUNIOR COLLEGE	CLARKSDALE	MS	38614
002402	COPIAH-LINCOLN JR COLLEGE	WESSON	MS	39191
002403	DELTA STATE UNIVERSITY	CLEVELAND	MS	38732
002404	EAST CENTRAL JR COLLEGE	DECATUR	MS	39327
002405	EAST MISS JUNIOR COLLEGE	SCOOPA	MS	39358
002407	HINDS JUNIOR COLLEGE	RAYMOND	MS	39154
002409	ITAWAMBA JUNIOR COLLEGE	FULTON	MS	38843
002410	JACKSON STATE UNIVERSITY	JACKSON	MS	39217
002411	JONES CO JUNIOR COLLEGE	ELLISVILLE	MS	39437
002412	MARY HOLMES COLLEGE	WEST POINT	MS	39773
002413	MERIDIAN JUNIOR COLLEGE	MERIDIAN	MS	39301
002414	MILLSAPS COLLEGE	JACKSON	MS	39210
002415	MISSISSIPPI COLLEGE	CLINTON	MS	39058
002416	MISS DELTA JUNIOR COLLEGE	MOORHEAD	MS	38761
002418	MISS GULF CST JC JACKSON	GAUTIER	MS	39553
002419	MISS GULF CST JEFF DAVIS	GULFPORT	MS	39501
002422	MISS UNIVERSITY FOR WOMEN	COLUMBUS	MS	39701
002423	MISSISSIPPI ST UNIVERSITY	MISS STATE	MS	39762
002424	MISS VLY ST UNIVERSITY	ITTA BENA	MS	38941
002426	NORTHEAST MISS JR COLLEGE	BOONEVILLE	MS	38829
002427	NORTHWEST MISS JR COLLEGE	SENATOBIA	MS	38668
002430	PEARL RIVER JR COLLEGE	POPLARVILLE	MS	39470
002433	RUST COLLEGE	HOLLY SPRINGS	MS	38635
002437	ST DOMINICS MEMORIAL HOSP	JACKSON	MS	39216
002439	TOUGALOO COLLEGE	TOUGALOO	MS	39174
002440	MISSISSIPPI MAIN CAM, U OF	UNIVERSITY	MS	38677
002441	SOUTHERN MISSISSIPPI, U OF	HATTIESBURG	MS	39406
002442	MISSISSIPPI MEDL CTR, U OF	JACKSON	MS	39216
002444	SOUTHERN MISSISSIPPI, U OF	HATTIESBURG	MS	39406
002445	UTICA JUNIOR COLLEGE	UTICA	MS	39175
002447	WILLIAM CAREY COLLEGE	HATTIESBURG	MS	39401
002448	WOOD JUNIOR COLLEGE	MATHISTON	MS	39752
002449	AVILA COLLEGE	KANSAS CITY	MO	64145
002450	CALVARY BIBLE COLLEGE	KANSAS CITY	MO	64147
002452	CENTRAL BIBLE COLLEGE	SPRINGFIELD	MO	65802
002453	CENTRAL METHODIST COLLEGE	FAYETTE	MO	65248
002454	CENTRAL MO ST UNIVERSITY	WARRENSBURG	MO	64093
002455	MISSOURI INST TECHNOLOGY	KANSAS CITY	MO	64114
002456	COLUMBIA COLLEGE	COLUMBIA	MO	65216
002457	CONCORDIA SEMINARY	SAINT LOUIS	MO	63105
002458	COTTEY COLLEGE	NEVADA	MO	64772
002459	CROWDER COLLEGE	NEOSHO	MO	64850
002460	CULVER-STOCKTON COLLEGE	CANTON	MO	63435
002461	DRURY COLLEGE	SPRINGFIELD	MO	65802

INSTITUTIONS IN THE NLS-72 POSTSECONDARY SCHOOL TRANSCRIPT SURVEY
BY FICE CODE

PAGE 19

<u>FICE</u>	<u>SCHOOL</u>	<u>CITY</u>	<u>ST</u>	<u>ZIP</u>
002463	EVANGEL COLLEGE	SPRINGFIELD	MO	65802
002466	HARRIS-STOWE STATE C	SAINT LOUIS	MO	63103
002469	SAINT LOUIS C C CEN CENTRAL OFF	SAINT LOUIS	MO	63110
002470	SAINT LOUIS C C FLORISSANT VALLEY	SAINT LOUIS	MO	63135
002471	SAINT LOUIS C C FOREST PARK	SAINT LOUIS	MO	63110
002472	SAINT LOUIS CC-MERAMEC	KIRKWOOD	MO	63122
002473	KANSAS CITY ART INSTITUTE	KANSAS CITY	MO	64111
002474	KANSAS CITY C OSTEO MED	KANSAS CITY	MO	64124
002477	KIRKSVL COLLEGE OSTEO MED	KIRKSVILLE	MO	63501
002479	LINCOLN UNIVERSITY	JEFFERSON CY	MO	65101
002480	LINDENWOOD COLLEGES,THE	SAINT CHARLES	MO	63301
002482	MARYVILLE C-SAINTE LOUIS	SAINT LOUIS	MO	63141
002484	PENN VALLEY CMTY COLLEGE	KANSAS CITY	MO	64111
002488	MISSOURI STHN ST COLLEGE	JOPLIN	MO	64801
002490	MISSOURI WSTN ST COLLEGE	SAINT JOSEPH	MO	64507
002491	MOBERLY JUNIOR COLLEGE	MOBERLY	MO	65270
002494	NAZARENE THEOLOGICAL SEM	KANSAS CITY	MO	64131
002495	NORTHEAST MO ST U	KIRKSVILLE	MO	63501
002496	NORTHWEST MO ST U	MARYVILLE	MO	64468
002498	PARK COLLEGE	PARKVILLE	MO	64152
002499	ROCKHURST COLLEGE	KANSAS CITY	MO	64110
002500	OZARKS,SCHOOL OF THE	POINT LOOKOUT	MO	65726
002501	SOUTHEAST MO ST U	CPE GIRARDEAU	MO	63701
002502	SOUTHWEST BAPTIST U	BOLIVAR	MO	65613
002503	SOUTHWEST MO ST U	SPRINGFIELD	MO	65802
002504	SAINT LOUIS C OF PHARM	SAINT LOUIS	MO	63110
002506	SAINT LOUIS U MAIN CAMPUS	SAINT LOUIS	MO	63103
002507	SAINT MARY'S C O'FALLON	O'FALLON	MO	63366
002512	STEPHENS COLLEGE	COLUMBIA	MO	65201
002514	TRENTON JUNIOR COLLEGE	TRENTON	MO	64683
002516	MISSOURI-COLUMBIA,U OF	COLUMBIA	MO	65211
002517	MISSOURI-ROLLA,U OF	ROLLA	MO	65401
002518	MISSOURI-KANSAS CITY,U OF	KANSAS CITY	MO	64110
002519	MISSOURI-SAINTE LOUIS,U OF	SAINT LOUIS	MO	63121
002520	WASHINGTON UNIVERSITY	SAINT LOUIS	MO	63130
002521	WEBSTER UNIVERSITY	SAINT LOUIS	MO	63119
002523	WESTMINSTER COLLEGE	FULTON	MO	65251
002524	WILLIAM JEWELL COLLEGE	LIBERTY	MO	64068
002525	WILLIAM WOODS COLLEGE	FULTON	MO	65251
002526	CARROLL COLLEGE	HELENA	MT	59625
002527	GREAT FALLS,COLLEGE OF	GREAT FALLS	MT	59405
002529	DAWSON COMMUNITY COLLEGE	GLENDIVE	MT	59330
002530	EASTERN MONTANA COLLEGE	BILLINGS	MT	59101
002531	MONTANA C MINRL SCI-TECHN	BUTTE	MT	59701
002532	MONTANA STATE UNIVERSITY	BOZEMAN	MT	59717
002533	NORTHERN MONTANA COLLEGE	HAVRE	MT	59501
002534	ROCKY MOUNTAIN COLLEGE	BILLINGS	MT	59102
002535	SAINT PATRICK HOSP SCHOOL X-RAY TECHN	MISSOULA	MT	59801
002536	MONTANA,UNIVERSITY OF	MISSOULA	MT	59812
002537	WESTERN MONTANA COLLEGE	DILLON	MT	59725
002539	CHADRON STATE COLLEGE	CHADRON	NE	69337
002540	SAINT MARY, COLLEGE OF	OMAHA	NE	68124

<u>FICE</u>	<u>SCHOOL</u>	<u>CITY</u>	<u>ST</u>	<u>ZIP</u>
002541	CONCORDIA TCHRS COLLEGE	SEWARD	NE	68434
002542	CREIGHTON UNIVERSITY	OMAHA	NE	68178
002544	DOANE COLLEGE	CRETE	NE	68333
002545	DUCHESNE ACADEMY	OMAHA	NE	68131
002546	SOUTHEAST C C FAIRBY-BEATRICE	FAIRBURY	NE	68352
002547	GRACE C OF THE BIBLE	OMAHA	NE	68108
002548	HASTINGS COLLEGE	HASTINGS	NE	68901
002551	KEARNEY STATE COLLEGE	KEARNEY	NE	68847
002552	MCCOOK COMMUNITY COLLEGE	MCCOOK	NE	68001
002553	MIDLAND LUTHERAN COLLEGE	FREMONT	NE	68025
002554	NEBRASKA AT OMAHA, U OF	OMAHA	NE	68182
002557	MID PLAINS CC	NORTH PLATTE	NE	69101
002559	PERU STATE COLLEGE	PERU	NE	68421
002565	NEBRASKA-LINCOLN, U OF	LINCOLN	NE	68588
002566	WAYNE STATE COLLEGE	WAYNE	NE	68787
002568	NEVADA RENO, U OF	RENO	NV	89557
002569	NEVADA AT LAS VEGAS, U OF	LAS VEGAS	NV	89154
002572	COLBY-SAWYER COLLEGE	NEW LONDON	NH	03257
002573	DARTMOUTH COLLEGE	HANOVER	NH	03755
002575	FRANKLIN PIERCE COLLEGE	RINDGE	NH	03461
002578	NATHANIEL HAWTHORNE C	ANTRIM	NH	03440
002579	NEW ENGLAND COLLEGE	HENNIKER	NH	03242
002580	NEW HAMPSHIRE COLLEGE	MANCHESTER	NH	03104
002581	NEW HAMPSHIRE TECH INST	CONCORD	NH	03301
002582	NEW HAMPSHIRE VOC TECH C MANCHESTER	MANCHESTER	NH	03102
002583	NEW HAMPSHIRE VOC TECH C PORTSMOUTH	PORTSMOUTH	NH	03801
002584	NOTRE DAME COLLEGE	MANCHESTER	NH	03104
002586	RIVIER COLLEGE	NASHUA	NH	03060
002587	SAINT ANSELM COLLEGE	MANCHESTER	NH	03102
002589	NEW HAMPSHIRE, U OF	DURHAM	NH	03824
002590	NEW HAMPSHIRE KEENE ST C, U OF	KEENE	NH	03431
002591	NEW HAMPSHIRE PLYMOUTH ST C, U OF	PLYMOUTH	NH	03264
002596	ATLANTIC CMTY COLLEGE	MAYS LANDING	NJ	08330
002597	BLOOMFIELD COLLEGE	BLOOMFIELD	NJ	07003
002598	CALDWELL COLLEGE	CALDWELL	NJ	07006
002599	CENTENARY COLLEGE	HACKETTSTOWN	NJ	07840
002600	SAINT ELIZABETH, C OF	CONVENT STA	NJ	07961
002601	CUMBERLAND COUNTY COLLEGE	VINELAND	NJ	08360
002603	DREW UNIVERSITY	MADISON	NJ	07940
002604	FARLGH DCKSN U RUTHERFD	RUTHERFORD	NJ	07070
002605	FARLGH DCKSN U EDW WMS C	HACKENSACK	NJ	07601
002607	FARLGH DCKSN TEANECK CAM	TEANECK	NJ	07666
002609	GLASSBORO STATE COLLEGE	GLASSBORO	NJ	08028
002610	FELICIAN COLLEGE	LODI	NJ	07644
002613	JERSEY CITY STATE COLLEGE	JERSEY CITY	NJ	07305
002615	MIDDLESEX COUNTY COLLEGE	EDISON	NJ	08818
002616	MONMOUTH COLLEGE	W LONG BRANCH	NJ	07764
002617	MONTCLAIR STATE COLLEGE	UPR MONTCLAIR	NJ	07043
002620	MED & DENT OF NJ NEWARK, C	NEWARK	NJ	07103
002621	NEW JERSEY INST TECH	NEWARK	NJ	07102
002622	KEAN C OF NEW JERSEY	UNION	NJ	07083
002623	NORTHEASTERN BIBLE C	ESSEX FELS	NJ	07021

INSTITUTIONS IN THE NLS-72 POSTSECONDARY SCHOOL TRANSCRIPT SURVEY
 BY FICE CODE

PAGE 21

<u>FICE</u>	<u>SCHOOL</u>	<u>CITY</u>	<u>ST</u>	<u>ZIP</u>
002624	OCEAN COUNTY COLLEGE	TOMS RIVER	NJ	08753
002625	WILLIAM PATERSON COLLEGE	WAYNE	NJ	07470
002627	PRINCETON UNIVERSITY	PRINCETON	NJ	08544
002628	RIDER COLLEGE	LAWRENCEVILLE	NJ	08648
002630	RUTGERS U NEW BRUNSWICK	NEW BRUNSWICK	NJ	08903
002631	RUTGERS U NEWARK CAMPUS	NEWARK	NJ	07102
002632	SETON HALL UNIVERSITY	SOUTH ORANGE	NJ	07079
002638	SAINT PETERS COLLEGE	JERSEY CITY	NJ	07306
002639	STEVENS INST TECHNOLOGY	HOBOKEN	NJ	07030
002642	TRENTON STATE COLLEGE	TRENTON	NJ	08625
002643	UNION COLLEGE	CRANFORD	NJ	07016
002644	UPSALA COLLEGE	EAST ORANGE	NJ	07019
002649	SANTA FE, COLLEGE OF	SANTA FE	NM	87501
002651	EASTERN NM U MAIN CAMPUS	PORTALES	NM	88130
002653	NEW MEXICO HIGHLANDS U	LAS VEGAS	NM	87701
002654	NEW MEXICO INST OF MINING & TECH	SOCORRO	NM	87801
002655	NEW MEXICO JUNIOR COLLEGE	HOBBS	NM	88240
002656	NEW MEXICO MILITARY INST	ROSWELL	NM	88201
002657	NEW MEXICO ST U MAIN CAM	LAS CRUCES	NM	88003
002658	NEW MEXICO ST U ALAMOGORDO	ALAMOGORDO	NM	88310
002659	NEW MEXICO ST U CARLSBAD	CARLSBAD	NM	88220
002661	EASTERN NM U ROSWELL	ROSWELL	NM	88201
002664	WESTERN NM UNIVERSITY	SILVER CITY	NM	88061
002665	ACADEMY OF AERONAUTICS	FLUSHING	NY	11371
002666	ADELPHI UNIVERSITY	GARDEN CITY	NY	11530
002667	DOWLING COLLEGE	OAKDALE LI	NY	11769
002668	ALFRED UNIVERSITY	ALFRED	NY	14802
002670	BAPT BIBLE C-SCH THEOL	CLARKS SUMMIT	PA	18411
002671	BARD COLLEGE	ANNANDLE-HDSN	NY	12504
002674	NEW YORK THEOL SEMINARY	NEW YORK	NY	10001
002677	BROOKLYN LAW SCHOOL	BROOKLYN	NY	11201
002678	BRYANT-STRATTON BUS INST	BUFFALO	NY	14202
002681	CANISIUS COLLEGE	BUFFALO	NY	14208
002686	CUNY SYS OFFICE	NEW YORK	NY	10021
002687	CUNY BROOKLYN COLLEGE	BROOKLYN	NY	11210
002688	CUNY CITY COLLEGE	NEW YORK	NY	10031
002689	CUNY HUNTER COLLEGE	NEW YORK	NY	10021
002690	CUNY QUEENS COLLEGE	FLUSHING	NY	11367
002691	CUNY BORO OF MANHATTAN CC	NEW YORK	NY	10019
002692	CUNY BRONX CMTY COLLEGE	BRONX	NY	10453
002693	CUNY JOHN JAY C CRIM JUST	NEW YORK	NY	10019
002694	CUNY KINGSBOROUGH CC	BROOKLYN	NY	11235
002696	CUNY NYC TECH C	BROOKLYN	NY	11201
002697	CUNY QUEENSBOROUGH CC	NEW YORK	NY	11364
002698	CUNY C OF STATEN ISLAND	STATEN ISLAND	NY	10301
002699	CLARKSON COLLEGE OF TECHN	POTSDAM	NY	13676
002701	COLGATE UNIVERSITY	HAMILTON	NY	13346
002704	NEW ROCHELLE, COLLEGE OF	NEW ROCHELLE	NY	10801
002705	SAINT ROSE, COLLEGE OF	ALBANY	NY	12203
002707	COLUMBIA U MAIN DIVISION	NEW YORK	NY	10027
002709	CONCORDIA COLLEGE	BRONXVILLE	NY	10708
002710	COOPER UNION	NEW YORK	NY	10003

INSTITUTIONS IN THE NLS-72 POSTSECONDARY SCHOOL TRANSCRIPT SURVEY
BY FICE CODE

PAGE 22

<u>FICE</u>	<u>SCHOOL</u>	<u>CITY</u>	<u>ST</u>	<u>ZIP</u>
002711	CORNEL U ENDOWED COLLEGES	ITHACA	NY	14853
002712	D'YOUVILLE COLLEGE	BUFFALO	NY	14201
002713	DOMINICAN C OF BLAUVELT	ORANGEBURG	NY	10962
002717	ELIZABETH SETON COLLEGE	YONKERS	NY	10701
002718	ELMIRA COLLEGE	ELMIRA	NY	14901
002722	FORDHAM UNIVERSITY	BRONX	NY	10458
002727	PACE U WHITE PLAINS CAM	WHITE PLAINS	NY	10603
002728	HAMILTON COLLEGE	CLINTON	NY	13323
002729	HARTWICK COLLEGE	ONEONTA	NY	13820
002731	HOBART-WM SMITH COLLEGES	GENEVA	NY	14456
002732	HOFSTRA UNIVERSITY	HEMPSTEAD	NY	11550
002734	HOUGHTON COLLEGE	HOUGHTON	NY	14744
002735	HILBERT COLLEGE	HAMBURG	NY	14075
002737	IONA COLLEGE	NEW ROCHELLE	NY	10801
002739	ITHACA COLLEGE	ITHACA	NY	14850
002740	JEWISH THEOL SEM AMERICA	NEW YORK	NY	10027
002741	JUDAISM, UNIVERSITY OF	LOS ANGELES	CA	90077
002742	JUILLIARD SCHOOL, THE	NEW YORK	NY	10023
002744	KEUKA COLLEGE	KEUKA PARK	NY	14478
002745	KING'S COLLEGE	BRIARCLF MNR	NY	10510
002748	LE MOYNE COLLEGE	SYRACUSE	NY	13214
002749	NEW YORK C OF PODIATRIC MED	NEW YORK	NY	10035
002754	LONG IS U, C W POST CEN	GREENVALE	NY	11548
002755	LONG IS U SOUTHAMPTON CTR	SOUTHAMPTON	NY	11968
002758	MANHATTAN COLLEGE	BRONX	NY	10471
002759	MANHATTAN SCHOOL OF MUSIC	NEW YORK	NY	10027
002760	MANHATTANVILLE COLLEGE	PURCHASE	NY	10577
002763	MARIA COLLEGE OF ALBANY	ALBANY	NY	12208
002764	MARIA REGINA COLLEGE	SYRACUSE	NY	13208
002765	MARIST COLLEGE	POUGHKEEPSIE	NY	12601
002769	MARYMOUNT MANHATTAN C	NEW YORK	NY	10021
002771	MATER DEI COLLEGE	OGDENSBURG	NY	13669
002772	MERCY COLLEGE	DOBBS FERRY	NY	10522
002777	MEDAILLE COLLEGE	BUFFALO	NY	14214
002778	MOUNT SAINT MARY COLLEGE	NEWBURGH	NY	12550
002779	NAZARETH C OF ROCHESTER	ROCHESTER	NY	14610
002780	NEW SCH FOR SOC RESEARCH	NEW YORK	NY	10011
002781	BROOKLYN CONSERVATORY OF MUSIC	BROOKLYN	NY	11217
002782	NEW YORK INST TECH NYC CAM	NEW YORK	NY	10023
002783	NEW YORK LAW SCHOOL	NEW YORK	NY	10013
002784	NEW YORK MEDICAL COLLEGE	VALHALLA	NY	10595
002785	NEW YORK UNIVERSITY	NEW YORK	NY	10276
002788	NIAGARA UNIVERSITY	NIAGARA UNIV	NY	14109
002790	NYACK COLLEGE	NYACK	NY	10960
002791	PACE UNIVERSITY NEW YORK	NEW YORK	NY	10038
002792	PACE U PLSNTVL-BRCLF CAM	PLEASANTVILLE	NY	10570
002793	PARSONS SCHOOL OF DESIGN	NEW YORK	NY	10011
002795	PAUL SMITH'S C ARTS & SCI	PAUL SMITHS	NY	12970
002796	POLYTECHNIC INST NEW YORK	BROOKLYN	NY	11201
002798	PRATT INSTITUTE	BROOKLYN	NY	11205
002803	RENSSELAER POLY INSTITUTE	TROY	NY	12181
002804	HARTFORD GRADUATE CENTER	HARTFORD	CT	06120

<u>FICE</u>	<u>SCHOOL</u>	<u>CITY</u>	<u>ST</u>	<u>ZIP</u>
002805	ROBERTS WESLEYAN COLLEGE	ROCHESTER	NY	14624
002806	ROCHESTER INST TECHNOLOGY	ROCHESTER	NY	14623
002808	DAEMEN COLLEGE	AMHERST	NY	14226
002810	RUSSELL SAGE C MAIN CAM	TROY	NY	12180
002811	RUSSELL SAGE JC OF ALBANY	ALBANY	NY	12208
002812	TROCAIRE COLLEGE	BUFFALO	NY	14220
002813	SARAH LAWRENCE COLLEGE	BRONXVILLE	NY	10708
002814	SKIDMORE COLLEGE	SARATOGA SPG	NY	12866
002815	SAINT BERNARD'S INSTITUTE	ROCHESTER	NY	14620
002816	SIENA COLLEGE	LOUDONVILLE	NY	12211
002817	SAINT BONAVENTURE U	ST BONVENTURE	NY	14778
002820	SAINT FRANCIS COLLEGE	BROOKLYN	NY	11201
002821	SAINT JOHN FISHER COLLEGE	ROCHESTER	NY	14618
002823	SAINT JOHN'S UNIVERSITY	JAMAICA	NY	11439
002825	SAINT JOSEPH'S C MAIN CAM	BROOKLYN	NY	11205
002829	SAINT LAWRENCE UNIVERSITY	CANTON	NY	13617
002832	SAINT THOMAS AQUINAS C	SPARKILL	NY	10976
002833	SAINT VLADIMIR ORTHODOX THEOL SEM	CRESTWOOD	NY	10707
002834	SUNY SYS OFF	ALBANY	NY	12246
002835	SUNY AT ALBANY	ALBANY	NY	12222
002836	SUNY AT BINGHAMTON	BINGHAMTON	NY	13901
002837	SUNY COLLEGE AT BUFFALO	BUFFALO	NY	14214
002838	SUNY AT STONY BK MAIN CAM	STONY BROOK	NY	11794
002839	SUNY DOWNSTATE MEDL CTR	BROOKLYN	NY	11203
002840	SUNY UPSTATE MEDICAL CTR	SYRACUSE	NY	13210
002841	SUNY COLLEGE AT BROCKPORT	BROCKPORT	NY	14420
002842	SUNY COLLEGE AT BUFFALO	BUFFALO	NY	14222
002843	SUNY COLLEGE AT CORTLAND	CORTLAND	NY	13045
002844	SUNY COLLEGE AT FREDONIA	FREDONIA	NY	14063
002845	SUNY COLLEGE AT GENESEO	GENESEO	NY	14454
002846	SUNY COLLEGE AT NEW PALTZ	NEW PALTZ	NY	12562
002847	SUNY COLLEGE AT ONEONTA	ONEONTA	NY	13820
002848	SUNY COLLEGE AT OSWEGO	OSWEGO	NY	13126
002849	SUNY COLLEGE PLATTSBURGH	PLATTSBURGH	NY	12901
002850	SUNY COLLEGE AT POTSDAM	POTSDAM	NY	13676
002851	SUNY C ENVRNMTL SCI-FORS	SYRACUSE	NY	13210
002854	SUNY AGRL & TECH C ALFRED	ALFRED	NY	14802
002855	SUNY-CANTON AGRL & TECH COLLEGE	CANTON	NY	13617
002856	SUNY AGRL TECH C COBLESK	COBLESKILL	NY	12043
002857	SUNY AGRL & TECH C DELHI	DELHI	NY	13753
002858	SUNY AGRL TECH C FARMNGDL	FARMINGDALE	NY	11735
002859	SUNY AGRL TECH C MORRISVL	MORRISVILLE	NY	13408
002860	ADIRONDACK CMTY COLLEGE	GLENS FALLS	NY	12801
002861	CAYUGA CO CMTY COLLEGE	AUBURN	NY	13021
002862	BROOME COMMUNITY COLLEGE	BINGHAMTON	NY	13902
002863	CORNING COMMUNITY COLLEGE	CORNING	NY	14830
002864	DUTCHESS CMTY COLLEGE	POUGHKEEPSIE	NY	12601
002865	ERIE CC NORTH CAMPUS	WILLIAMSVILLE	NY	14221
002866	FASHION INST TECHNOLOGY	NEW YORK	NY	10001
002868	HUDSON VLY CMTY COLLEGE	TROY	NY	12180
002869	JAMESTOWN CMTY COLLEGE	JAMESTOWN	NY	14701
002871	MOHAWK VLY CMTY COLLEGE	UTICA	NY	13501

INSTITUTIONS IN THE NLS-72 POSTSECONDARY SCHOOL TRANSCRIPT SURVEY
BY FICE CODE

<u>FICE</u>	<u>SCHOOL</u>	<u>CITY</u>	<u>ST</u>	<u>ZIP</u>
002872	MONROE COMMUNITY COLLEGE	ROCHESTER	NY	14623
002873	NASSAU COMMUNITY COLLEGE	GARDEN CITY	NY	11530
002874	NIAGARA CO CMTY COLLEGE	SANBORN	NY	14132
002875	ONONDAGA CMTY COLLEGE	SYRACUSE	NY	13215
002876	ORANGE CO CMTY COLLEGE	MIDDLETOWN	NY	10940
002877	ROCKLAND CMTY COLLEGE	SUFFERN	NY	10901
002878	SUFFOLK CO CC SELDEN CAM	SELDEN	NY	11784
002879	SULLIVAN CO CMTY COLLEGE	LOCH SHELDRAKE	NY	12759
002880	ULSTER CO CMTY COLLEGE	STONE RIDGE	NY	12484
002881	WESTCHESTER CMTY COLLEGE	VALHALLA	NY	10595
002882	SYRACUSE U MAIN CAMPUS	SYRACUSE	NY	13210
002883	UTICA C OF SYRACUSE U	UTICA	NY	13502
002885	ALBANY COLLEGE PHARMACY	ALBANY	NY	12208
002886	ALBANY LAW SCHOOL	ALBANY	NY	12208
002887	ALBANY MEDICAL COLLEGE	ALBANY	NY	12208
002889	UNION COLLEGE	SCHENECTADY	NY	12308
002892	US MERCHANT MARINE ACAD	KINGS POINT	NY	11024
002893	US MILITARY ACADEMY	WEST POINT	NY	10996
002894	ROCHESTER, UNIVERSITY OF	ROCHESTER	NY	14627
002895	VASSAR COLLEGE	POUGHKEEPSIE	NY	12601
002896	VILLA MARIA COLLEGE BFLO	BUFFALO	NY	14225
002899	WAGNER COLLEGE	STATEN ISLAND	NY	10301
002900	WEBB INST OF NAVAL ARCH	GLEN COVE	NY	11542
002901	WELLS COLLEGE	AURORA	NY	13026
002903	YESHIVA UNIVERSITY	NEW YORK	NY	10033
002905	NC AGR & TECH STATE U	GREENSBORO	NC	27411
002906	APPALACHIAN ST UNIVERSITY	BOONE	NC	28608
002907	NC AT ASHEVILLE, U OF	ASHEVILLE	NC	28814
002908	ATLANTIC CHRISTIAN C	WILSON	NC	27893
002909	BARBER-SCOTIA COLLEGE	CONCORD	NC	28025
002910	BELMONT ABBEY COLLEGE	BELMONT	NC	28012
002911	BENNETT COLLEGE	GREENSBORO	NC	27420
002912	BREVARD COLLEGE	BREVARD	NC	28712
002913	CAMPBELL UNIVERSITY	BUIES CREEK	NC	27506
002914	CATAWBA COLLEGE	SALISBURY	NC	28144
002915	CENTRAL PIEDMONT C C	CHARLOTTE	NC	28235
002916	CHOWAN COLLEGE	MURFREESBORO	NC	27855
002918	DAVIDSON COLLEGE	DAVIDSON	NC	28036
002919	DAVIDSON CO CMTY COLLEGE	LEXINGTON	NC	27292
002920	DUKE UNIVERSITY	DURHAM	NC	27706
002923	EAST CAROLINA UNIVERSITY	GREENVILLE	NC	27834
002926	ELIZABETH CITY STATE U	ELIZABETH CY	NC	27909
002927	ELON COLLEGE	ELON COLLEGE	NC	27244
002928	FAYETTEVILLE ST U	FAYETTEVILLE	NC	28301
002929	GARDNER-WEBB COLLEGE	BOILING SPG	NC	28017
002930	GREENSBORO COLLEGE	GREENSBORO	NC	27420
002931	GUILFORD COLLEGE	GREENSBORO	NC	27410
002933	HIGH POINT COLLEGE	HIGH POINT	NC	27262
002934	ISOTHERMAL CMTY COLLEGE	SPINDALE	NC	28160
002936	JOHNSON C SMITH U	CHARLOTTE	NC	28216
002937	KING'S C-CHARLOTTE	CHARLOTTE	NC	28204
002938	KITTRELL JR COL	KITTRELL	NC	27544

<u>FICE</u>	<u>SCHOOL</u>	<u>CITY</u>	<u>ST</u>	<u>ZIP</u>
002939	LEES-MCRAE COLLEGE	BANNER ELK	NC	28604
002940	LENOIR CMTY COLLEGE	KINSTON	NC	28501
002941	LENOIR-RHYNE COLLEGE	HICKORY	NC	28603
002942	LIVINGSTONE COLLEGE	SALISBURY	NC	28144
002943	LOUISBURG COLLEGE	LOUISBURG	NC	27549
002944	MARS HILL COLLEGE	MARS HILL	NC	28754
002945	MEREDITH COLLEGE	RALEIGH	NC	27611
002946	METHODIST COLLEGE	FAYETTEVILLE	NC	28301
002947	MITCHELL CMTY COLLEGE	STATESVILLE	NC	28677
002948	MONTREAT-ANDERSON COLLEGE	MONTREAT	NC	28757
002949	MOUNT OLIVE COLLEGE	MOUNT OLIVE	NC	28365
002950	NC CENTRAL UNIVERSITY	DURHAM	NC	27707
002951	NC WESLEYAN COLLEGE	ROCKY MOUNT	NC	27801
002953	PEACE COLLEGE	RALEIGH	NC	27604
002954	PEMBROKE STATE UNIVERSITY	PEMBROKE	NC	28372
002955	PFEIFFER COLLEGE	MISENHEIMER	NC	28109
002957	QUEENS COLLEGE	CHARLOTTE	NC	28274
002958	ROCKINGHAM CMTY COLLEGE	WENTWORTH	NC	27375
002960	SALEM COLLEGE	WINSTON-SALEM	NC	27108
002961	SANDHILLS CMTY COLLEGE	CARTHAGE	NC	28327
002962	SHAW UNIVERSITY	RALEIGH	NC	27611
002963	SOUTHEASTERN BAPT THEOL SEM	WAKE FOREST	NC	27587
002964	SOUTHEASTERN CMTY COLLEGE	WHITEVILLE	NC	28472
002967	SAINT ANDREWS PRESB C	LAURINBURG	NC	28352
002968	SAINT AUGUSTINES COLLEGE	RALEIGH	NC	27611
002969	SAINT MARY'S COLLEGE	RALEIGH	NC	27611
002972	NC STATE U RALEIGH	RALEIGH	NC	27650
002973	GASTON COLLEGE	DALLAS	NC	28034
002974	NC AT CHAPEL HILL,U OF	CHAPEL HILL	NC	27514
002975	NC AT CHARLOTTE,U OF	CHARLOTTE	NC	28223
002976	NC AT GREENSBORO,U OF	GREENSBORO	NC	27412
002978	WAKE FOREST UNIVERSITY	WINSTON-SALEM	NC	27109
002979	WARREN WILSON COLLEGE	SWANNANOA	NC	28778
002980	WAYNE COMMUNITY COLLEGE	GOLDSBORO	NC	27530
002981	WESTERN CAROLINA U	CULLOWHEE	NC	28723
002982	WESTERN PIEDMONT CC	MORGANTON	NC	28655
002983	WILKES COMMUNITY COLLEGE	WILKESBORO	NC	28697
002984	NC AT WILMINGTON,U OF	WILMINGTON	NC	28403
002985	WINGATE COLLEGE	WINGATE	NC	28174
002986	WINSTON-SALEM STATE U	WINSTON-SALEM	NC	27102
002988	BISMARCK JUNIOR COLLEGE	BISMARCK	ND	58501
002989	DICKINSON STATE COLLEGE	DICKINSON	ND	58601
002990	JAMESTOWN COLLEGE	JAMESTOWN	ND	58401
002991	LAKE REGION CMTY COLLEGE	DEVILS LAKE	ND	58301
002992	MARY COLLEGE	BISMARCK	ND	58501
002993	MAYVILLE STATE COLLEGE	MAYVILLE	ND	58257
002994	MINOT STATE COLLEGE	MINOT	ND	58701
002996	ALASKA U SOUTHEASTERN ALL CAM	WAHPETON	ND	58075
002998	NORTHWEST BIBLE COLLEGE	MINOT	ND	58701
003005	UNIV OF ND	GRAND FORKS	ND	58202
003007	ND WILLISTON BRANCH,U OF	WILLISTON	ND	58801
003009	AIR FORCE INST TECHNOLOGY	WRT-PTRSN AFB	OH	45433

<u>FICE</u>	<u>SCHOOL</u>	<u>CITY</u>	<u>ST</u>	<u>ZIP</u>
003010	ANTIOCH UNIVERSITY	YELLOW SPG	OH	45387
003012	ASHLAND COLLEGE	ASHLAND	OH	44805
003014	BALDWIN-WALLACE COLLEGE	BEREA	OH	44017
003015	BLISS COLLEGE	COLUMBUS	OH	43214
003016	BLUFFTON COLLEGE	BLUFFTON	OH	45817
003018	BOWLING GRN ST U MAIN CAM	BOWLING GREEN	OH	43403
003023	CAPITAL UNIVERSITY	COLUMBUS	OH	43209
003024	CASE WESTERN RESERVE U	CLEVELAND	OH	44106
003025	CEDARVILLE COLLEGE	CEDARVILLE	OH	45314
003026	CENTRAL STATE UNIVERSITY	WILBERMORCE	OH	45384
003029	CINCINNATI BIBLE SEMINARY	CINCINNATI	OH	45204
003031	CLEVELAND INST OF MUSIC	CLEVELAND	OH	44106
003032	CLEVELAND ST UNIVERSITY	CLEVELAND	OH	44115
003035	OHIO DOMINICAN COLLEGE	COLUMBUS	OH	43219
003036	STEUBENVILLE, U OF	STEUBENVILLE	OH	43952
003037	WOOSTER, COLLEGE OF	WOOSTER	OH	44691
003039	COLUMBUS C ART AND DESIGN	COLUMBUS	OH	43215
003040	CUYAHOGA CC DISTRICT	CLEVELAND	OH	44115
003041	DEFIANCE COLLEGE	DEFIANCE	OH	43512
003042	DENISON UNIVERSITY	GRANVILLE	OH	43023
003043	DYKE COLLEGE	CLEVELAND	OH	44114
003045	FINDLAY COLLEGE	FINDLAY	OH	45840
003046	FRANKLIN UNIVERSITY	COLUMBUS	OH	43215
003048	HEIDELBERG COLLEGE	TIFFIN	OH	44883
003049	HIRAM COLLEGE	HIRAM	OH	44234
003050	JOHN CARROLL UNIVERSITY	CLEVELAND	OH	44118
003051	KENT STATE U MAIN CAMPUS	KENT	OH	44242
003054	KENT ST STARK CO REG CAM	NORTH CANTON	OH	44720
003061	KENT ST U SALEM REG CAM	SALEM	OH	44460
003062	KENT ST TUSCARAWS REG CAM	NEW PHILA	OH	44663
003065	KENYON COLLEGE	GAMBIER	OH	43022
003066	LAKE ERIE COLLEGE	PAINESVILLE	OH	44077
003068	LORAIN CO CMTY COLLEGE	ELYRIA	OH	44035
003072	MALONE COLLEGE	CANTON	OH	44709
003073	MARIETTA COLLEGE	MARIETTA	OH	45750
003076	MIAMI-JACOBS JC BUSINESS	DAYTON	OH	45401
003079	MIAMI U HAMILTON CAMPUS	HAMILTON	OH	45011
003080	MIAMI U MIDDLETOWN CAMPUS	MIDDLETOWN	OH	45052
003083	MOUNT UNION COLLEGE	ALLIANCE	OH	44601
003084	MUSKINGUM COLLEGE	NEW CONCORD	OH	43762
003085	NOTRE DAME COLLEGE	CLEVELAND	OH	44121
003086	OBERLIN COLLEGE	OBERLIN	OH	44074
003087	OHIO U ALL CAMPUSES	ATHENS	OH	45701
003088	OHIO C PODIATRIC MEDICINE	CLEVELAND	OH	44106
003089	OHIO NORTHERN UNIVERSITY	ADA	OH	45810
003092	OHIO STATE U LIMA BR	LIMA	OH	45804
003093	OHIO STATE U MANSFIELD BR	MANSFIELD	OH	44906
003094	OHIO STATE U MARION BR	MARION	OH	43302
003095	OHIO STATE U NEWARK BR	NEWARK	OH	43055
003099	OHIO INST OF TECHNOLOGY	COLUMBUS	OH	43209
003100	OHIO U MAIN CAMPUS	ATHENS	OH	45701
003101	OHIO U BELMONT CO BRANCH	ST CLAIRSVL	OH	43950

<u>FICE</u>	<u>SCHOOL</u>	<u>CITY</u>	<u>ST</u>	<u>ZIP</u>
003103	OHIO U IRONTON BRANCH	IRONTON	OH	45638
003104	OHIO U LANCASTER BRANCH	LANCASTER	OH	43130
003107	OHIO U ALL CAMPUSES	ATHENS	OH	45701
003108	OHIO U ZANESVILLE BRANCH	ZANESVILLE	OH	43701
003109	OHIO WESLEYAN UNIVERSITY	DELAWARE	OH	43015
003110	OTTERBEIN COLLEGE	WESTERVILLE	OH	43081
003111	EDGECLIFF COLLEGE	CINCINNATI	OH	45206
003112	PENN-OHIO JUNIOR COLLEGE	YOUNGSTOWN	OH	44507
003113	PONTIFICAL C JOSEPHINUM	COLUMBUS	OH	43085
003116	RIO GRANDE COLLEGE	RIO GRANDE	OH	45674
003117	RIVERSIDE MTH SCH NURSING	COLUMBUS	OH	43214
003119	SINCLAIR CMTY COLLEGE	DAYTON	OH	45402
003121	TIFFIN UNIVERSITY	TIFFIN	OH	44883
003123	AKRON MAIN CAMPUS,U OF	AKRON	OH	44325
003125	CINCINNATI MAIN CAM,U OF	CINCINNATI	OH	45221
003126	OHIO U ALL CAMPUSES	ATHENS	OH	45701
003127	DAYTON,UNIVERSITY OF	DAYTON	OH	45469
003131	TOLEDO,UNIVERSITY OF	TOLEDO	OH	43606
003133	URBANA COLLEGE	URBANA	OH	43078
003134	URSULINE COLLEGE	CLEVELAND	OH	44124
003141	WILBERFORCE UNIVERSITY	WILBERFORCE	OH	45384
003142	WILMINGTON COLLEGE	WILMINGTON	OH	45177
003143	WITTENBERG UNIVERSITY	SPRINGFIELD	OH	45501
003144	XAVIER UNIVERSITY	CINCINNATI	OH	45207
003145	YOUNGSTOWN ST UNIVERSITY	YOUNGSTOWN	OH	44555
003146	WESTERN OKLAHOMA STATE C	ALTUS	OK	73521
003147	BACONE COLLEGE	MUSKOGEE	OK	74401
003149	BETHANY NAZARENE COLLEGE	BETHANY	OK	73008
003150	CAMERON UNIVERSITY	LAWTON	OK	73505
003152	CENTRAL STATE UNIVERSITY	EDMOND	OK	73034
003153	CONNORS STATE COLLEGE	WARNER	OK	74469
003154	EAST CENTRAL OKLA STATE U	ADA	OK	74820
003155	EASTERN OKLA ST COLLEGE	WILBURTON	OK	74578
003156	EL RENO JUNIOR COLLEGE	EL RENO	OK	73036
003157	LANGSTON UNIVERSITY	LANGSTON	OK	73050
003158	MURRAY STATE COLLEGE	TISHOMINGO	OK	73460
003160	NORTHEASTERN OKLA A & M C	MIAMI	OK	74354
003161	NORTHEASTERN OKLA STATE U	TAHLEQUAH	OK	74464
003162	NORTHERN OKLAHOMA COLLEGE	TONKAWA	OK	74653
003163	NORTHWESTERN OKLA ST U	ALVA	OK	73717
003164	OKLAHOMA BAPT UNIVERSITY	SHAWNEE	OK	74801
003165	OKLA CHRISTIAN COLLEGE	OKLAHOMA CITY	OK	73111
003166	OKLAHOMA CITY UNIVERSITY	OKLAHOMA CITY	OK	73106
003168	CLAREMORE JUNIOR COLLEGE	CLAREMORE	OK	74017
003169	OKLAHOMA COLLEGE OF BUSINESS TECHNOLOGY	TULSA	OK	74135
003170	OKLA STATE U MAIN CAMPUS	STILLWATER	OK	74074
003172	OKLA STATE U TECH INST	OKLAHOMA CITY	OK	73107
003174	OKLA PANHANDLE STATE U	GOODWELL	OK	73939
003175	PHILLIPS UNIVERSITY	ENID	OK	73701
003176	CARL ALBERT JR COLLEGE	POTEAU	OK	74953
003178	SEMINOLE JUNIOR COLLEGE	SEMINOLE	OK	74868
003179	SOUTHEASTERN OKLA ST U	DURANT	OK	74701

INSTITUTIONS IN THE NLS-72 POSTSECONDARY SCHOOL TRANSCRIPT SURVEY
 BY FICE CODE

<u>FICE</u>	<u>SCHOOL</u>	<u>CITY</u>	<u>ST</u>	<u>ZIP</u>
003180	OKLAHOMA CTY STHWSTN C	OKLAHOMA CITY	OK	73127
003181	SOUTHWESTERN OKLA ST U	WEATHERFORD	OK	73096
003182	SAINT ANTHONY HOSPITAL SCHOOL OF NURSING	OKLAHOMA CITY	OK	73102
003184	OKLAHOMA NORMAN CAM,U OF	NORMAN	OK	73019
003185	TULSA,UNIVERSITY OF	TULSA	OK	74104
003186	BLUE MTN CMTY COLLEGE	PENDLETON	OR	97801
003188	CENTRAL OREG CMTY COLLEGE	BEND	OR	97701
003189	CLATSOP COMMUNITY COLLEGE	ASTORIA	OR	97103
003190	COLUMBIA CHRISTIAN C	PORTLAND	OR	97220
003193	EASTERN OREGON ST COLLEGE	LA GRANDE	OR	97850
003194	GEORGE FOX COLLEGE	NEWBERG	OR	97132
003196	LANE COMMUNITY COLLEGE	EUGENE	OR	97405
003197	LEWIS AND CLARK COLLEGE	PORTLAND	OR	97219
003198	LINFIELD COLLEGE	MCMINNVILLE	OR	97128
003204	MOUNT HOOD CMTY COLLEGE	GRESHAM	OR	97030
003205	MULTNOMAH SCHOOL OF BIBLE	PORTLAND	OR	97220
003209	WESTERN OREGON ST C	MONMOUTH	OR	97361
003210	OREGON STATE UNIVERSITY	CORVALLIS	OR	97331
003211	OREGON INST OF TECHNOLOGY	KLAMATH FALLS	OR	97601
003212	PACIFIC UNIVERSITY	FOREST GROVE	OR	97116
003213	PORTLAND CMTY COLLEGE	PORTLAND	OR	97219
003216	PORTLAND STATE UNIVERSITY	PORTLAND	OR	97207
003217	REED COLLEGE	PORTLAND	OR	97202
003218	CHEMEKETA CMTY COLLEGE	SALEM	OR	97309
003219	SOUTHERN OREGON ST C	ASHLAND	OR	97520
003220	SOUTHWESTERN OREGON C C	COOS BAY	OR	97420
003221	TREASURE VLY CMTY COLLEGE	ONTARIO	OR	97914
003222	UMPUQUA COMMUNITY COLLEGE	ROSEBURG	OR	97470
003223	OREGON MAIN CAMPUS,U OF	EUGENE	OR	97403
003224	PORTLAND,UNIVERSITY OF	PORTLAND	OR	97203
003227	WILLAMETTE UNIVERSITY	SALEM	OR	97301
003229	ALBRIGHT COLLEGE	READING	PA	19604
003230	ALLEGHENY COLLEGE	MEADVILLE	PA	16335
003232	ALLIANCE COLLEGE	CAMBRIDGE SPG	PA	16403
003233	ALVERNIA COLLEGE	READING	PA	19607
003234	CUSHING JUNIOR COLLEGE	BRYN MAWR	PA	19010
003235	BEAVER COLLEGE	GLENSIDE	PA	19038
003237	BRYN MAWR COLLEGE	BRYN MAWR	PA	19010
003238	BUCKNELL UNIVERSITY	LEWISBURG	PA	17837
003239	BUCKS COUNTY CMTY COLLEGE	NEWTOWN	PA	18940
003241	CABRINI COLLEGE	RADNOR	PA	19087
003242	CARNEGIE-MELLON U	PITTSBURGH	PA	15213
003243	CEDAR CREST COLLEGE	ALLENTOWN	PA	18104
003244	CHATHAM COLLEGE	PITTSBURGH	PA	15232
003245	CHESTNUT HILL COLLEGE	PHILADELPHIA	PA	19118
003247	MISERICORDIA, COLLEGE	DALLAS	PA	18612
003249	PHILADELPHIA, CMTY COLLEGE	PHILADELPHIA	PA	19107
003251	CURTIS INSTITUTE OF MUSIC	PHILADELPHIA	PA	19103
003252	DELAWARE VLY C SCI & AGR	DOYLESTOWN	PA	18901
003253	DICKINSON COLLEGE	CARLISLE	PA	17013
003256	DREXEL UNIVERSITY	PHILADELPHIA	PA	19104
003258	DUQUESNE UNIVERSITY	PITTSBURGH	PA	15282

INSTITUTIONS IN THE NLS-72 POSTSECONDARY SCHOOL TRANSCRIPT SURVEY
 BY FICE CODE

PAGE 29

<u>FICE</u>	<u>SCHOOL</u>	<u>CITY</u>	<u>ST</u>	<u>ZIP</u>
003259	EASTERN COLLEGE	SAINT DAVIDS	PA	19087
003262	ELIZABETHTOWN COLLEGE	ELIZABETHTOWN	PA	17022
003265	FRANKLIN AND MARSHALL C	LANCASTER	PA	17604
003266	GANNON COLLEGE	ERIE	PA	16541
003268	GETTYSBURG COLLEGE	GETTYSBURG	PA	17325
003269	GROVE CITY COLLEGE	GROVE CITY	PA	16127
003270	GWYNEDD-MERCY COLLEGE	GWYNEDD VLY	PA	19437
003271	HAHNEMANN MEDL C AND HOSP	PHILADELPHIA	PA	19102
003272	HARCUM JUNIOR COLLEGE	BRYN MAWR	PA	19010
003273	HARRISBURG AREA CC	HARRISBURG	PA	17110
003274	HAVERFORD COLLEGE	HAVERFORD	PA	19041
003275	HOLY FAMILY COLLEGE	PHILADELPHIA	PA	19114
003277	INDIANA U OF PENNSYLVANIA	INDIANA	PA	15705
003278	THOMAS JEFF UNIVERSITY	PHILADELPHIA	PA	19107
003279	JUNIATA COLLEGE	HUNTINGDON	PA	16652
003282	KING'S COLLEGE	WILKES-BARRE	PA	18711
003283	LACKAWANNA JUNIOR COLLEGE	SCRANTON	PA	18503
003284	LAFAYETTE COLLEGE	EASTON	PA	18042
003285	LANCASTER BIBLE COLLEGE	LANCASTER	PA	17601
003287	LA SALLE COLLEGE	PHILADELPHIA	PA	19141
003288	LEBANON VALLEY COLLEGE	ANNVILLE	PA	17003
003289	LEHIGH UNIVERSITY	BETHLEHEM	PA	18015
003290	LINCOLN UNIVERSITY	LINCOLN UNIV	PA	19352
003292	LUTHERAN THEOL SEM PHILA	PHILADELPHIA	PA	19119
003293	LYCOMING COLLEGE	WILLIAMSPORT	PA	17701
003294	MANOR JUNIOR COLLEGE	JENKINTOWN	PA	19046
003296	MARYWOOD COLLEGE	SCRANTON	PA	18509
003298	MESSIAH COLLEGE	GRANTHAM	PA	17027
003300	MOORE COLLEGE OF ART	PHILADELPHIA	PA	19103
003301	MORAVIAN COLLEGE	BETHLEHEM	PA	18018
003302	MOUNT ALOYSIUS JR COLLEGE	CRESSON	PA	16630
003303	CARLOW COLLEGE	PITTSBURGH	PA	15213
003304	MUHLENBERG COLLEGE	ALLENTOWN	PA	18104
003305	LYON SCHOOL OF BUSINESS	NEW CASTLE	PA	16101
003306	VALLEY FORGE CHRISTIAN C	PHOENIXVILLE	PA	19460
003307	NORTHEASTERN CHRISTIAN JC	VILLANOVA	PA	19085
003309	PEIRCE JUNIOR COLLEGE	PHILADELPHIA	PA	19102
003311	PENNSYLVANIA C OF OPTOMETRY	PHILADELPHIA	PA	19141
003313	WIDENER C OF WIDENER U	CHESTER	PA	19013
003315	BLOOMSBURG STATE COLLEGE	BLOOMSBURG	PA	17815
003316	CALIFORNIA STATE COLLEGE	CALIFORNIA	PA	15419
003317	CHEYNEY STATE COLLEGE	CHEYNEY	PA	19319
003319	CLARION ST C VENANGO CAM	OIL CITY	PA	16301
003320	EAST STROUDSBG ST COLLEGE	E STROUDSBURG	PA	18301
003321	EDINBORO STATE COLLEGE	EDINBORO	PA	16444
003322	KUTZTOWN STATE COLLEGE	KUTZTOWN	PA	19530
003323	LOCK HAVEN STATE COLLEGE	LOCK HAVEN	PA	17745
003324	MANSFIELD STATE COLLEGE	MANSFIELD	PA	16933
003325	MILLERSVILLE ST COLLEGE	MILLERSVILLE	PA	17551
003326	SHIPPENSBURG ST COLLEGE	SHIPPENSBURG	PA	17257
003327	SLIPPERY ROCK UNIVERSITY	SLIPPERY ROCK	PA	16057
003328	WEST CHESTER ST COLLEGE	WEST CHESTER	PA	19380

INSTITUTIONS IN THE NLS-72 POSTSECONDARY SCHOOL TRANSCRIPT SURVEY
BY FICE CODE

PAGE 30

<u>FICE</u>	<u>SCHOOL</u>	<u>CITY</u>	<u>ST</u>	<u>ZIP</u>
003329	PENNSYLVANIA ST U CENTRAL OFFICE	UNIVERSITY PK	PA	16802
003330	PENNSYLVANIA ST U ALLENTOWN	FOGELSVILLE	PA	18051
003331	PENNSYLVANIA ST U ALTOONA	ALTOONA	PA	16603
003333	PENNSYLVANIA ST U BEHREND C	ERIE	PA	16563
003334	PENNSYLVANIA ST U BERKS	READING	PA	19608
003335	PENNSYLVANIA ST U DU BOIS	DU BOIS	PA	15801
003336	PENNSYLVANIA ST U FAYETTE	UNIONTOWN	PA	15401
003338	PENNSYLVANIA ST U HAZELTON	HAZLETON	PA	18201
003339	PENNSYLVANIA ST U MCKEESPORT	MCKEESPORT	PA	15132
003340	PENNSYLVANIA ST U MONT ALTO	MONT ALTO	PA	17237
003341	PENNSYLVANIA ST U NEW KENSINGTON	NEW KENSINGTN	PA	15068
003342	PENNSYLVANIA ST U OGONTZ	ABINGTON	PA	19001
003343	PENNSYLVANIA ST U SCHUYLKILL	SHYLKL HAVEN	PA	17972
003345	PENNSYLVANIA ST U SHENANGO VALLEY	SHARON	PA	16146
003346	PENNSYLVANIA ST U WILKES-BARRE	LEHMAN	PA	18627
003347	PENNSYLVANIA ST U YORK	YORK	PA	17403
003350	PHILADELPHIA C OF ART	PHILADELPHIA	PA	19102
003351	PHILADELPHIA C OF BIBLE	LANGHORNE	PA	19047
003352	PHILADELPHIA C OF OSTEO MED	PHILADELPHIA	PA	19131
003353	PHILADELPHIA C OF PHARM & SCI	PHILADELPHIA	PA	19104
003354	PHILADELPHIA C TEXTILES & SCI	PHILADELPHIA	PA	19144
003355	PHILADELPHIA C PERFORMING ARTS	PHILADELPHIA	PA	19102
003357	POINT PARK COLLEGE	PITTSBURGH	PA	15222
003359	ROBERT MORRIS COLLEGE	CORAOPOLIS	PA	15108
003362	SETON HILL COLLEGE	GREENSBURG	PA	15601
003363	SPRING GARDEN COLLEGE	CHESTNUT HILL	PA	19118
003364	SAINT CHARLES BORROMEO SEM	PHILADELPHIA	PA	19151
003366	SAINT FRANCIS COLLEGE	LORETTO	PA	15940
003367	SAINT JOSEPH'S UNIVERSITY	PHILADELPHIA	PA	19131
003369	SUSQUEHANNA UNIVERSITY	SELINGSGROVE	PA	17870
003370	SWARTHMORE COLLEGE	SWARTHMORE	PA	19081
003372	TEMPLE UNIVERSITY	PHILADELPHIA	PA	19122
003376	THIEL COLLEGE	GREENVILLE	PA	16125
003378	PENNSYLVANIA, U OF	PHILADELPHIA	PA	19104
003379	PITTSBURGH MAIN CAM, U OF	PITTSBURGH	PA	15260
003380	PITTSBURGH BRADFORD, U OF	BRADFORD	PA	16701
003382	PITTSBURGH JOHNSTOWN, U OF	JOHNSTOWN	PA	15904
003383	PITTSBURGH TITUSVILLE, U OF	TITUSVILLE	PA	16354
003384	SCRANTON, UNIVERSITY OF	SCRANTON	PA	18510
003388	VILLANOVA UNIVERSITY	VILLANOVA	PA	19085
003389	WASHINGTON JEFF COLLEGE	WASHINGTON	PA	15301
003391	WAYNESBURG COLLEGE	WAYNESBURG	PA	15370
003392	WESTMINSTER COLLEGE	NEW WILMINGTN	PA	16142
003394	WILKES COLLEGE	WILKES-BARRE	PA	18766
003395	WILLIAMSPORT AREA CC	WILLIAMSPORT	PA	17701
003396	WILSON COLLEGE	CHAMBERSBURG	PA	17201
003398	MEDL COLLEGE OF PA, THE	PHILADELPHIA	PA	19129
003399	YORK COLLEGE PENNSYLVANIA	YORK	PA	17405
003401	BROWN UNIVERSITY	PROVIDENCE	RI	02912
003402	BRYANT C BUSINESS ADMIN	SMITHFIELD	RI	02917
003404	JOHNSON & WALES COLLEGE	PROVIDENCE	RI	02903
003406	PROVIDENCE COLLEGE	PROVIDENCE	RI	02918

<u>FICE</u>	<u>SCHOOL</u>	<u>CITY</u>	<u>ST</u>	<u>ZIP</u>
003407	RHODE ISLAND COLLEGE	PROVIDENCE	RI	02908
003408	RHODE ISLAND C C	WARWICK	RI	02886
003409	RHODE ISLAND SCH OF DESIGN	PROVIDENCE	RI	02903
003414	RHODE ISLAND, U OF	KINGSTON	RI	02881
003415	RHODE ISLAND, U OF	KINGSTON	RI	02881
003417	ALLEN UNIVERSITY	COLUMBIA	SC	29204
003418	ANDERSON COLLEGE	ANDERSON	SC	29621
003419	BAPTIST C AT CHARLESTOWN	CHARLESTON	SC	29411
003420	BENEDICT COLLEGE	COLUMBIA	SC	29204
003421	BOB JONES UNIVERSITY	GREENVILLE	SC	29614
003423	CITADEL MILITARY C OF SC	CHARLESTON	SC	29409
003424	CLAFLIN COLLEGE	ORANGEBURG	SC	29115
003425	CLEMSON UNIVERSITY	CLEMSON	SC	29631
003427	COKER COLLEGE	HARTSVILLE	SC	29550
003428	CHARLESTON, COLLEGE OF	CHARLESTON	SC	29424
003430	COLUMBIA COLLEGE	COLUMBIA	SC	29203
003431	CONVERSE COLLEGE	SPARTANBURG	SC	29301
003432	ERSKINE C AND SEMINARY	DUE WEST	SC	29639
003434	FURMAN UNIVERSITY	GREENVILLE	SC	29613
003435	LANDER COLLEGE	GREENWOOD	SC	29646
003436	LIMESTONE COLLEGE	GAFFNEY	SC	29340
003438	MEDICAL UNIVERSITY OF SC	CHARLESTON	SC	29425
003440	NEWBERRY COLLEGE	NEWBERRY	SC	29108
003443	TRIDENT TECHNICAL COLLEGE--NORTH CAMPUS	CHARLESTON	SC	29411
003446	SC STATE COLLEGE	ORANGEBURG	SC	29117
003447	SPARTANBURG METH COLLEGE	SPARTANBURG	SC	29301
003448	S C AT COLUMBIA, U OF	COLUMBIA	SC	29208
003449	SC AT AIKEN, U OF	AIKEN	SC	29801
003450	SC AT BEAUFORT, U OF	BEAUFORT	SC	29902
003451	SC COASTAL CAROLINA, U OF	CONWAY	SC	29526
003455	VOORHEES COLLEGE	DENMARK	SC	29042
003456	WINTHROP COLLEGE	ROCK HILL	SC	29733
003457	WOFFORD COLLEGE	SPARTANBURG	SC	29301
003458	AUGUSTANA COLLEGE	SIOUX FALLS	SD	57197
003459	BLACK HILLS STATE COLLEGE	SPEARFISH	SD	57783
003461	DAKOTA WESLEYAN U	MITCHELL	SD	57301
003464	HURON COLLEGE	HURON	SD	57350
003465	MOUNT MARTY COLLEGE	YANKTON	SD	57078
003466	NORTHERN STATE COLLEGE	ABERDEEN	SD	57401
003470	SOUTH DAKOTA SCH MINES & TECH	RAPID CITY	SD	57701
003471	SOUTH DAKOTA ST U	BROOKINGS	SD	57007
003472	SOUTH DAKOTA SPRINGFIELD, U OF	SPRINGFIELD	SD	57062
003474	SOUTH DAKOTA MAIN CAM, U OF	VERMILLION	SD	57069
003476	YANKTON COLLEGE	YANKTON	SD	57078
003477	AQUINAS JUNIOR COLLEGE	NASHVILLE	TN	37205
003478	AUSTIN PEAY ST UNIVERSITY	CLARKSVILLE	TN	37040
003479	BELMONT COLLEGE	NASHVILLE	TN	37203
003480	BETHEL COLLEGE	MCKENZIE	TN	38201
003481	CARSON-NEWMAN COLLEGE	JEFFERSON CY	TN	37760
003482	CHRISTIAN BROS COLLEGE	MEMPHIS	TN	38104
003483	COLUMBIA ST CMTY COLLEGE	COLUMBIA	TN	38401
003484	COVENANT COLLEGE	LOOKOUT MTN	TN	37350

INSTITUTIONS IN THE NLS-72 POSTSECONDARY SCHOOL TRANSCRIPT SURVEY
 BY FICE CODE

PAGE 32

<u>FICE</u>	<u>SCHOOL</u>	<u>CITY</u>	<u>ST</u>	<u>ZIP</u>
003485	CUMBERLAND COLLEGE TENN	LEBANON	TN	37087
003486	DAVID LIPSCOMB COLLEGE	NASHVILLE	TN	37203
003487	EAST TENN ST UNIVERSITY	JOHNSON CITY	TN	37614
003490	FISK UNIVERSITY	NASHVILLE	TN	37203
003491	FREE WILL BAPTIST BIBLE C	NASHVILLE	TN	37205
003492	FREED-HARDEMAN COLLEGE	HENDERSON	TN	38340
003493	VANDERBILT UNIVERSITY	NASHVILLE	TN	37240
003494	HIWASSEE COLLEGE	MADISONVILLE	TN	37354
003496	KING COLLEGE	BRISTOL	TN	37620
003497	KNOXVILLE COLLEGE	KNOXVILLE	TN	37921
003498	LAMBUTH COLLEGE	JACKSON	TN	38301
003499	LANE COLLEGE	JACKSON	TN	38301
003500	LEE COLLEGE	CLEVELAND	TN	37311
003501	LE MOYNE-OWEN COLLEGE	MEMPHIS	TN	38126
003502	LINCOLN MEM UNIVERSITY	HARROGATE	TN	37752
003504	MARTIN COLLEGE	PULASKI	TN	38478
003505	MARYVILLE COLLEGE	MARYVILLE	TN	37801
003506	MEHARRY MEDICAL COLLEGE	NASHVILLE	TN	37208
003509	MEMPHIS STATE UNIVERSITY	MEMPHIS	TN	38152
003510	MIDDLE TENN ST UNIVERSITY	MURFREESBORO	TN	37132
003517	SOUTHERN C OF OPTOMETRY	MEMPHIS	TN	38104
003518	SOUTHERN COLLEGE OF SEVENTH DAY ADVENTISTS	COLLEGEDALE	TN	37315
003519	SOUTHWESTERN AT MEMPHIS	MEMPHIS	TN	38112
003521	STEED COLLEGE	JOHNSON CITY	TN	37601
003522	TENNESSEE ST UNIVERSITY	NASHVILLE	TN	37203
003523	TENNESSEE TECHNOLOGICAL U	COOKEVILLE	TN	38501
003524	TENNESSEE TEMPLE U	CHATTANOOGA	TN	37404
003525	TENNESSEE WESLEYAN C	ATHENS	TN	37303
003526	TREVECCA NAZARENE COLLEGE	NASHVILLE	TN	37210
003527	TUSCULUM COLLEGE	GREENEVILLE	TN	37743
003528	UNION UNIVERSITY	JACKSON	TN	38301
003529	TENNESSEE CHATTANOOGA, U OF	CHATTANOOGA	TN	37402
003530	TENNESSEE KNOXVILLE, U OF	KNOXVILLE	TN	37916
003531	TENNESSEE AT MARTIN, U OF	MARTIN	TN	38238
003533	TENNESSEE NASHVILLE, U OF	NASHVILLE	TN	37203
003534	SOUTH, UNIVERSITY OF THE	SEWANEE	TN	37375
003535	VANDERBILT UNIVERSITY	NASHVILLE	TN	37240
003537	ABILENE CHRSTN UNIVERSITY	ABILENE	TX	79699
003539	ALVIN COMMUNITY COLLEGE	ALVIN	TX	77511
003540	AMARILLO COLLEGE	AMARILLO	TX	79178
003541	ANGELO STATE UNIVERSITY	SAN ANGELO	TX	76909
003543	AUSTIN COLLEGE	SHERMAN	TX	75090
003546	BEE COUNTY COLLEGE	BEEVILLE	TX	78102
003547	ARLINGTON BAPT C	ARLINGTON	TX	76012
003548	BISHOP COLLEGE	DALLAS	TX	75241
003549	BLINN COLLEGE	BRENNHAM	TX	77833
003553	CISCO JUNIOR COLLEGE	CISCO	TX	76437
003554	CLARENDON COLLEGE	CLARENDON	TX	79226
003557	CONCORDIA LUTH COLLEGE	AUSTIN	TX	78705
003558	COOKE COUNTY COLLEGE	GAINESVILLE	TX	76240
003560	DALLAS BAPTIST COLLEGE	DALLAS	TX	75236
003561	DALLAS CO CC DIST SYS OFF	DALLAS	TX	75202

INSTITUTIONS IN THE NLS-72 POSTSECONDARY SCHOOL TRANSCRIPT SURVEY
 BY FICE CODE

PAGE 33

<u>FICE</u>	<u>SCHOOL</u>	<u>CITY</u>	<u>ST</u>	<u>ZIP</u>
003562	DALLAS THEOL SEMINARY	DALLAS	TX	75204
003563	DEL MAR COLLEGE	CORPUS CHRSTI	TX	78404
003564	EAST TEXAS BAPT COLLEGE	MARSHALL	TX	75670
003565	EAST TEXAS ST UNIVERSITY	COMMERCE	TX	75428
003570	GRAYSON CO JUNIOR COLLEGE	DENISON	TX	75020
003571	HARDIN-SIMMONS UNIVERSITY	ABILENE	TX	79698
003572	HENDERSON CO JR COLLEGE	ATHENS	TX	75751
003573	HILL JUNIOR COLLEGE	HILLSBORO	TX	76645
003575	HOWARD PAYNE UNIVERSITY	BROWNWOOD	TX	76801
003576	HOUSTON BAPT UNIVERSITY	HOUSTON	TX	77074
003578	INCARNATE WORD COLLEGE	SAN ANTONIO	TX	78209
003580	KILGORE COLLEGE	KILGORE	TX	75662
003581	LAMAR UNIVERSITY	BEAUMONT	TX	77710
003582	LAREDO JUNIOR COLLEGE	LAREDO	TX	78040
003583	LEE COLLEGE	BAYTOWN	TX	77520
003584	LETOURNEAU COLLEGE	LONGVIEW	TX	75607
003585	LON MORRIS COLLEGE	JACKSONVILLE	TX	75766
003586	LUBBOCK CHRISTIAN COLLEGE	LUBBOCK	TX	79407
003588	MARY HARDIN-BAYLOR, U OF	BELTON	TX	76513
003590	MCLENNAN CMTY COLLEGE	WACO	TX	76708
003591	MCMURRY COLLEGE	ABILENE	TX	79697
003592	MIDWESTERN ST UNIVERSITY	WICHITA FALLS	TX	76308
003593	NAVARRO COLLEGE	CORSICANA	TX	75110
003594	NORTH TEXAS ST UNIVERSITY	DENTON	TX	76203
003596	ODESSA COLLEGE	ODESSA	TX	79762
003598	OUR LADY OF LAKE U	SAN ANTONIO	TX	78285
003599	PAN AMERICAN UNIVERSITY	EDINBURG	TX	78539
003600	PANOLA JUNIOR COLLEGE	CARTHAGE	TX	75633
003601	PARIS JUNIOR COLLEGE	PARIS	TX	75460
003602	PAUL QUINN COLLEGE	WACO	TX	76704
003603	RANGER JUNIOR COLLEGE	RANGER	TX	76470
003604	RICE UNIVERSITY	HOUSTON	TX	77001
003605	DOMINICAN COLLEGE	HOUSTON	TX	77021
003606	SAM HOUSTON ST UNIVERSITY	HUNTSVILLE	TX	77341
003608	SAINT PHILIP'S COLLEGE	SAN ANTONIO	TX	78203
003609	SAN JACINTO C CENTRAL CAM	PASADENA	TX	77505
003610	SCHREINER COLLEGE	KERRVILLE	TX	78028
003611	SOUTH PLAINS COLLEGE	LEVELLAND	TX	79336
003613	SOUTHERN METH UNIVERSITY	DALLAS	TX	75275
003614	SOUTHWEST TEX JR COLLEGE	UVALDE	TX	78801
003615	SOUTHWEST TEXAS ST U	SAN MARCOS	TX	78666
003616	SOUTHWESTERN ASSEMB GOD C	WAXAHACHIE	TX	75165
003617	SOUTHWESTERN BAPT THEOL SEM	FORT WORTH	TX	76122
003618	SOUTHWESTERN CHRISTIAN C	TERRELL	TX	75160
003620	SOUTHWESTERN UNIVERSITY	GEORGETOWN	TX	78726
003621	SAINT EDWARD'S UNIVERSITY	AUSTIN	TX	78704
003623	SAINT MARY'S U SAN ANTONIO	SAN ANTONIO	TX	78284
003624	STEPHEN F AUSTIN STATE U	NACOGDOCHES	TX	75962
003625	SUL ROSS STATE UNIVERSITY	ALPINE	TX	79830
003627	TEMPLE JUNIOR COLLEGE	TEMPLE	TX	76501
003628	TEXARKANA CMTY COLLEGE	TEXARKANA	TX	75501
003630	PRAIRIE VIEW A&M U	PRAIRIE VIEW	TX	77446

INSTITUTIONS IN THE NLS-72 POSTSECONDARY SCHOOL TRANSCRIPT SURVEY
BY FICE CODE

<u>FICE</u>	<u>SCHOOL</u>	<u>CITY</u>	<u>ST</u>	<u>ZIP</u>
003631	TARLETON STATE UNIVERSITY	STEPHENVILLE	TX	76402
003632	TEXAS A&M U ALL CAMPUSES	COLLEGE STA	TX	77843
003634	TEXAS ST TECH INST WACO	WACO	TX	76705
003635	TEXAS CHIROPRACTIC C	PASADENA	TX	77505
003636	TEXAS CHRISTIAN U	FORT WORTH	TX	76129
003637	JARVIS CHRISTIAN COLLEGE	HAWKINS	TX	75765
003638	TEXAS COLLEGE	TYLER	TX	75702
003639	TEXAS A&I UNIVERSITY	KINGSVILLE	TX	78363
003641	TEXAS LUTHERAN COLLEGE	SEGUIN	TX	78155
003642	TEXAS SOUTHERN UNIVERSITY	HOUSTON	TX	77004
003643	TEXAS SOUTHMOST COLLEGE	BROWNSVILLE	TX	78520
003644	TEXAS TECH UNIVERSITY	LUBBOCK	TX	79409
003645	TEXAS WESLEYAN COLLEGE	FORT WORTH	TX	76105
003646	TEXAS WOMAN'S UNIVERSITY	DENTON	TX	76204
003647	TRINITY UNIVERSITY	SAN ANTONIO	TX	78284
003648	TYLER JUNIOR COLLEGE	TYLER	TX	75701
003650	CORPUS CHRISTI STATE U	CORPUS CHRSTI	TX	78412
003651	DALLAS, UNIVERSITY OF	IRVING	TX	75061
003652	HOUSTON CEN CAM, U OF	HOUSTON	TX	77004
003654	SAINT THOMAS, U OF	HOUSTON	TX	77006
003656	TEXAS AT ARLINGTON, U OF	ARLINGTON	TX	76019
003658	TEXAS AT AUSTIN, U OF	AUSTIN	TX	78712
003659	TEXAS HEALTH SCI CEN SAN ANTONIO, U	SAN ANTONIO	TX	78284
003660	TEXAS HEALTH SCI CEN DALLAS, U	DALLAS	TX	75235
003661	TEXAS AT EL PASO, U OF	EL PASO	TX	79968
003662	VICTORIA COLLEGE	VICTORIA	TX	77901
003663	WAYLAND BAPTIST COLLEGE	PLAINVIEW	TX	79072
003665	WEST TEXAS ST UNIVERSITY	CANYON	TX	79016
003668	WHARTON CO JR COLLEGE	WHARTON	TX	77488
003669	WILEY COLLEGE	MARSHALL	TX	75670
003670	BRIGHAM YOUNG U MAIN CAM	PROVO	UT	84602
003672	LATTER-DAY SAINTS BUS COLLEGE	SALT LAKE CY	UT	84111
003674	STEVENS HENAGER COLLEGE	PROVO	UT	84601
003675	UTAH, UNIVERSITY OF	SALT LAKE CY	UT	84112
003676	EASTERN UTAH, COLLEGE OF	PRICE	UT	84501
003677	UTAH STATE UNIVERSITY	LOGAN	UT	84322
003678	SOUTHERN UTAH ST COLLEGE	CEDAR CITY	UT	84720
003679	SNOW COLLEGE	EPHRAIM	UT	84627
003680	WEBER STATE COLLEGE	OGDEN	UT	84408
003681	WESTMINSTER COLLEGE	SALT LAKE CY	UT	84105
003683	CASTLETON STATE COLLEGE	CASTLETON	VT	05735
003684	CHAMPLAIN COLLEGE	BURLINGTON	VT	05401
003685	SAINT JOSEPH THE PROVIDER C	RUTLAND	VT	05701
003686	GODDARD COLLEGE	PLAINFIELD	VT	05667
003687	GREEN MOUNTAIN COLLEGE	POULTNEY	VT	05764
003688	JOHNSON STATE COLLEGE	JOHNSON	VT	05656
003690	MARLBORO COLLEGE	MARLBORO	VT	05344
003691	MIDDLEBURY COLLEGE	MIDDLEBURY	VT	05753
003692	NORWICH U MAIN CAM	NORTHFIELD	VT	05663
003694	SAINT MICHAEL'S COLLEGE	WINOOSKI	VT	05404
003696	VERMONT ST AG C & U	BURLINGTON	VT	05405
003697	VERMONT COLLEGE	MONTPELIER	VT	05602

<u>FICE</u>	<u>SCHOOL</u>	<u>CITY</u>	<u>ST</u>	<u>ZIP</u>
003698	VERMONT TECHNICAL COLLEGE			
003701	SCHOOL OF MUSIC	RANDOLPH CTR	VT	05061
003703	BLUEFIELD COLLEGE	NORFOLK	VA	23521
003704	BRIDGEWATER COLLEGE	BLUEFIELD	VA	24605
003705	WILLIAM AND MARY, C OF	BRIDGEWATER	VA	22812
003706	CHRISTOPHER NEWPORT C	WILLIAMSBURG	VA	23185
003707	RICHARD BLAND C WM & MARY	NEWPORT NEWS	VA	23606
003708	EASTERN MENNONITE C & SEM	PETERSBURG	VA	23805
003711	FERRUM COLLEGE	HARRISONBURG	VA	22801
003712	TIDEWATER CMTY COLLEGE	FERRUM	VA	24088
003713	HAMPDEN-SYDNEY COLLEGE	PORTSMOUTH	VA	23703
003714	HAMPTON INSTITUTE	HMPDEN-SYDNEY	VA	23943
003717	INST TEXTILE TECHNOLOGY	HAMPTON	VA	23668
003719	LONGWOOD COLLEGE	CHARLOTTESVL	VA	22902
003720	LYNCHBURG COLLEGE	FARMVILLE	VA	23901
003721	JAMES MADISON UNIVERSITY	LYNCHBURG	VA	24501
003722	MARION-MULLINS VOCATIONAL EDUCATION CENTER	HARRISONBURG	VA	22807
003723	MARY BALDWIN COLLEGE	MARION	SC	29571
003725	MEDICAL COLL OF VIRGINIA	STAUNTON	VA	24401
003727	NORTHERN VA CMTY COLLEGE	RICHMOND	VA	23298
003728	OLD DOMINION UNIVERSITY	ANNANDALE	VA	22003
003730	PRESBYTERIAN SCH OF CHRISTIAN ED	NORFOLK	VA	23508
003732	RADFORD UNIVERSITY	RICHMOND	VA	23227
003733	RANDOLPH-MACON COLLEGE	RADFORD	VA	24142
003734	RANDOLPH-MACON WOMAN'S C	ASHLAND	VA	23005
003735	VIRGINIA COMMONWEALTH U	LYNCHBURG	VA	24503
003737	SHENANDOAH C-CONSV MUSIC	RICHMOND	VA	23284
003738	SOUTHERN SEM JR COLLEGE	WINCHESTER	VA	22601
003739	SAINT PAUL'S COLLEGE	BUENA VISTA	VA	24416
003744	RICHMOND, UNIVERSITY OF	LAWRENCEVILLE	VA	23868
003745	VIRGINIA ALL CAM, U OF	RICHMOND	VA	23173
003746	MARY WASHINGTON COLLEGE	CHARLOTTESVL	VA	22903
003747	VIRGINIA CLINCH VALLEY C, U	FREDERICKSBG	VA	22401
003749	GEORGE MASON UNIVERSITY	WISE	VA	24293
003752	VIRGINIA INTERMONT C	FAIRFAX	VA	22030
003753	VIRGINIA MILITARY INST	BRISTOL	VA	24201
003754	VIRGINIA POLY INST AND ST U	LEXINGTON	VA	24450
003758	DANVILLE CMTY COLLEGE	BLACKSBURG	VA	24061
003759	J SARGEANT REYNOLDS CC	DANVILLE	VA	24541
003760	VIRGINIA WESTERN C C	RICHMOND	VA	23241
003764	VIRGINIA STATE UNIV	ROANOKE	VA	24015
003765	NORFOLK STATE UNIVERSITY	PETERSBURG	VA	23803
003766	VIRGINIA UNION UNIVERSITY	NORFOLK	VA	23504
003767	VIRGINIA WESLEYAN COLLEGE	RICHMOND	VA	23220
003768	WASHINGTON AND LEE U	NORFOLK	VA	23502
003769	BELLEVUE CMTY COLLEGE	LEXINGTON	VA	24450
003770	BIG BEND CMTY COLLEGE	BELLEVUE	WA	98007
003771	CENTRAL WASH UNIVERSITY	MOSES LAKE	WA	98837
003772	CENTRALIA COLLEGE	ELLENSBURG	WA	98926
003773	CLARK COLLEGE	CENTRALIA	WA	98531
003774	COLUMBIA BASIN CC	VANCOUVER	WA	98663
003775	EASTERN WASH UNIVERSITY	PASCO	WA	99301
		CHENEY	WA	99004

INSTITUTIONS IN THE NLS-72 POSTSECONDARY SCHOOL TRANSCRIPT SURVEY
BY FICE CODE

PAGE 36

<u>FICE</u>	<u>SCHOOL</u>	<u>CITY</u>	<u>ST</u>	<u>ZIP</u>
003776	EVERETT CMTY COLLEGE	EVERETT	WA	98201
003778	GONZAGA UNIVERSITY	SPOKANE	WA	99258
003779	GRAYS HARBOR COLLEGE	ABERDEEN	WA	98520
003780	GREEN RIVER CMTY COLLEGE	AUBURN	WA	98002
003781	HIGHLINE CMTY COLLEGE	MIDWAY	WA	98031
003782	LOWER COLUMBIA COLLEGE	LONGVIEW	WA	98632
003783	NORTHWEST C ASSEMBLIES GOD	KIRKLAND	WA	98033
003784	OLYMPIC COLLEGE	BREMERTON	WA	98310
003785	PACIFIC LUTH UNIVERSITY	TACOMA	WA	98447
003786	PENINSULA COLLEGE	PORT ANGELES	WA	98362
003788	SEATTLE PACIFIC U	SEATTLE	WA	98119
003790	SEATTLE UNIVERSITY	SEATTLE	WA	98122
003791	SHORELINE CMTY COLLEGE	SEATTLE	WA	98133
003792	SKAGIT VALLEY COLLEGE	MOUNT VERNON	WA	98273
003793	SPOKANE COMMUNITY COLLEGE	SPOKANE	WA	99202
003794	SAINT MARTIN'S COLLEGE	LACEY	WA	98503
003796	TACOMA COMMUNITY COLLEGE	TACOMA	WA	98465
003797	PUGET SOUND, UNIVERSITY OF	TACOMA	WA	98416
003798	WASHINGTON, UNIVERSITY OF	SEATTLE	WA	98195
003800	WASHINGTON ST UNIVERSITY	PULLMAN	WA	99164
003801	WENATCHEE VALLEY COLLEGE	WENATCHEE	WA	98801
003802	WESTERN WASH UNIVERSITY	BELLINGHAM	WA	98225
003803	WHITMAN COLLEGE	WALLA WALLA	WA	99362
003804	WHITWORTH COLLEGE	SPOKANE	WA	99251
003805	YAKIMA VALLEY CC	YAKIMA	WA	98902
003806	ALDERSON BROADDUS COLLEGE	PHILIPPI	WV	26416
003807	BECKLEY COLLEGE	BECKLEY	WV	25801
003808	BETHANY COLLEGE	BETHANY	WV	26032
003809	BLUEFIELD STATE COLLEGE	BLUEFIELD	WV	24701
003810	CONCORD COLLEGE	ATHENS	WV	24712
003811	DAVIS AND ELKINS COLLEGE	ELKINS	WV	26241
003812	FAIRMONT STATE COLLEGE	FAIRMONT	WV	26554
003813	GLENVILLE STATE COLLEGE	GLENVILLE	WV	26351
003815	MARSHALL UNIVERSITY	HUNTINGTON	WV	25701
003816	SOUTHERN WEST VA C C	HOLDEN	WV	25601
003817	SOUTHERN WEST VA C C WILLIAMSON	WILLIAMSON	WV	25661
003818	CHARLESTON, U OF	CHARLESTON	WV	25304
003820	SALEM COLLEGE MAIN CAMPUS	SALEM	WV	26426
003822	SHEPHERD COLLEGE	SHEPHERDSTOWN	WV	25443
003823	WEST LIBERTY ST COLLEGE	WEST LIBERTY	WV	26074
003825	WEST VIRGINIA INST TECH	MONTGOMERY	WV	25136
003826	WEST VIRGINIA ST C	INSTITUTE	WV	25112
003827	WEST VIRGINIA UNIVERSITY	MORGANTOWN	WV	26506
003828	PARKERSBURG CMTY COLLEGE	PARKERSBURG	WV	26101
003829	POTOMAC STATE COLLEGE	KEYSER	WV	26726
003830	WEST VIRGINIA WESLEYAN C	BUCKHANNON	WV	26201
003831	WHEELING COLLEGE	WHEELING	WV	26003
003832	ALVERNO COLLEGE	MILWAUKEE	WI	53215
003835	BELOIT COLLEGE	BELOIT	WI	53511
003837	CARDINAL STRITCH COLLEGE	MILWAUKEE	WI	53217
003838	CARROLL COLLEGE	WAUKESHA	WI	53186
003839	CARTHAGE COLLEGE	KENOSHA	WI	53141

<u>FICE</u>	<u>SCHOOL</u>	<u>CITY</u>	<u>ST</u>	<u>ZIP</u>
003840	WESTERN WIS TECH INST	LA CROSSE	WI	54601
003842	CONCORDIA COLLEGE	MILWAUKEE	WI	53208
003854	LAKELAND COLLEGE	SHEBOYGAN	WI	53081
003856	LAWRENCE UNIVERSITY	APPLETON	WI	54911
003863	MARQUETTE UNIVERSITY	MILWAUKEE	WI	53233
003865	MILTON COLLEGE	MILTON	WI	53563
003866	MILWAUKEE AREA TECH C	MILWAUKEE	WI	53203
003868	MILWAUKEE SCH ENGINEERING	MILWAUKEE	WI	53201
003869	MOUNT MARY COLLEGE	MILWAUKEE	WI	53222
003873	MOUNT SENARIO COLLEGE	LADYSMITH	WI	54848
003884	RIPON COLLEGE	RIPON	WI	54971
003892	SAINT NORBERT COLLEGE	DE PERE	WI	54115
003895	WISCONSIN MADI,ON,U OF	MADISON	WI	53706
003896	WISCONSIN MILWAUKEE,U OF	MILWAUKEE	WI	53201
003897	WISCONSIN CTR SYS,U OF	MADISON	WI	53706
003898	WISCONSIN SYS ALL INST, U OF	MADISON	WI	53706
003899	WISCONSIN GREEN BAY,U OF	GREEN BAY	WI	54302
003905	WISCONSIN SYS ALL INST, U OF	MADISON	WI	53706
003909	WISCONSIN SYS ALL INST, U OF	MADISON	WI	53706
003911	VITERBO COLLEGE	LA CROSSE	WI	54601
003913	WISCONSIN CONSV OF MUSIC	MILWAUKEE	WI	53202
003915	WISCONSIN STOUT,U OF	MENOMONIE	WI	54751
003917	WISCONSIN EAU CLAIRE,U OF	EAU CLAIRE	WI	54701
003919	WISCONSIN LA CROSSE,U OF	LA CROSSE	WI	54601
003921	WISCONSIN PLATTEVL,U OF	PLATTEVILLE	WI	53818
003923	WISCONSIN RIVER FALLS, U OF	RIVER FALLS	WI	54022
003924	WISCONSIN STEVENS POINT, U OF	STEVENS POINT	WI	54481
003925	WISCONSIN SUPERIOR,U OF	SUPERIOR	WI	54880
003926	WISCONSIN WHITEWATER,U OF	WHITEWATER	WI	53190
003928	CASPER COLLEGE	CASPER	WY	82601
003932	WYOMING,UNIVERSITY OF	LARAMIE	WY	82071
003934	PANAMA CANAL COLLEGE	DODDS	CZ	34002
003935	GUAM,UNIVERSITY OF	MANGILAO	GU	96913
003947	CAL HASTINGS C LAW,U OF	SAN FRANCISCO	CA	94102
003948	SAN FRANCISCO ART INST	SAN FRANCISCO	CA	94133
003954	CENTRAL FLORIDA, U OF	ORLANDO	FL	32816
003955	WEST FLORIDA,U OF	PENSACOLA	FL	32504
003960	ILL MEDL CTR CHGO,U OF	CHICAGO	IL	60680
003961	HARPER C	PALATINE	IL	60067
003963	AMERICAN INSTITUTE BUS	DES MOINES	IA	50321
003967	FORSYTH SCH DENTL HYGNS	BOSTON	MA	02115
003969	MINNESOTA MINNEAPOLIS-ST PAUL, U OF	MINNEAPOLIS	MN	55455
003970	SAINT LOUIS U-PARKS C	CAHOKIA	IL	62206
003974	MESIVTHA TIFERETH JER AMR	NEW YORK	NY	10002
003979	COLUMBIA U TCHRS COLLEGE	NEW YORK	NY	10027
003981	NC SCHOOL OF THE ARTS	WINSTON-SALEM	NC	27107
003982	CLEVELAND INST OF ART	CLEVELAND	OH	44106
003985	ORAL ROBERTS UNIVERSITY	TULSA	OK	74171
003987	LA ROCHE COLLEGE	PITTSBURGH	PA	15237
003988	NEUMANN COLLEGE	ASTON	PA	19014
003989	WILKES COLLEGE	WILKES-BARRE	PA	18766
003990	FLORENCE DARLINGTON TECH	FLORENCE	SC	29501

INSTITUTIONS IN THE NLS-72 POSTSECONDARY SCHOOL TRANSCRIPT SURVEY
BY FICE CODE

PAGE 38

<u>FICE</u>	<u>SCHOOL</u>	<u>CITY</u>	<u>ST</u>	<u>ZIP</u>
003991	GREENVILLE TECH COLLEGE	GREENVILLE	SC	29606
003992	PIEDMONT TECH COLLEGE	GREENWOOD	SC	29646
003993	MIDLANDS TECH COLLEGE	COLUMBIA	SC	29202
003994	SPARTANBURG TECH COLLEGE	SPARTANBURG	SC	29303
003995	SUMTER AREA TECH COLLEGE	SUMTER	SC	29150
003998	CHATTANOOGA ST TECH CC	CHATTANOOGA	TN	37406
003999	CLEVELAND ST CMTY COLLEGE	CLEVELAND	TN	37311
004002	MCKENZIE COLLEGE	CHATTANOOGA	TN	37402
004003	CENTRAL TEXAS COLLEGE	KILLEEN	TX	76541
004004	JOHN TYLER CMTY COLLEGE	CHESTER	VA	23831
004007	MADISON AREA TECH COLLEGE	MADISON	WI	53703
004009	MESABI COMMUNITY COLLEGE	VIRGINIA	MN	55792
004022	ASHLAND STATE VOCATIONAL-TECHNICAL SCHOOL	ASHLAND	KY	41101
004025	KNOX CITY SCH OF VOC	KNOXVILLE	TN	37917
004027	UTAH TECH COLLEGE PROVO	PROVO	UT	84601
004033	ASHEVILLE BUNCOMBE TECH C	ASHEVILLE	NC	28801
004036	CORBIN VOCAT SCHOOL	CORBIN	KY	40701
004044	LETCHER CO AREA VOCAT	WHITESBURG	KY	41858
004045	MONTGOMERY CO.VOCATIONAL	MT. STERLING	KY	40353
004049	CENTER FOR DEGREE STUDIES	SCRANTON	PA	18515
004050	DES MOINES AREA CC	ANKENY	IA	50021
004051	ALLEGHENY CO ALLEG CAM,CC	PITTSBURGH	PA	15212
004052	ALLEGHENY CO BOYCE CAM,CC	MONROEVILLE	PA	15146
004053	CUYAHOGA COMMUNITY COLLEGE--WESTERN CAMPUS	PARMA HEIGHTS	OH	44130
004057	NATIONAL COLLEGE	RAPID CITY	SD	57701
004058	GRATZ COLLEGE	PHILADELPHIA	PA	19141
004059	DIV OF CONTIN EDUCA	PORTLAND	OR	97207
004062	PITT CMTY COLLEGE	GREENVILLE	NC	27834
004069	MINNESOTA TECH C CROOKSTON, U	CROOKSTON	MN	56716
004071	WALSH C ACCTY & BUS ADMIN	TROY	MI	48084
004072	NORTHWOOD INSTITUTE	MIDLAND	MI	48640
004076	KIRKWOOD CMTY COLLEGE	CEDAR RAPIDS	IA	52406
004083	MOUNT SINAI HOSPITAL SCH OF RADIOLOGIC TECHN	HARTFORD	CT	06112
004094	NATIONAL RADIO INSTITUTE	WASHINGTON	DC	20016
004099	BROWARD CMTY COLLEGE	FT LAUDERDALE	FL	33301
004106	MERCY HOSP SCH X-RAY	MIAMI	FL	33133
004134	CALDWELL MEMORIAL SCH OF PRACTICAL NURSING	CALDWELL	ID	83605
004140	ADVANCE SCHOOLS INC	CHICAGO	IL	60631
004149	COPLEY MEMORIAL HOSPITAL SCHOOL OF NURSING	AURORA	IL	60504
004220	HAMILTON COLLEGE	MASON CITY	IA	50401
004249	SAINT JOSEPH SCH OF RADIOLOGIC TECHN	WICHITA	KS	67218
004252	KANSAS ALL CAMPUSES,U	LAWRENCE	KS	66045
004275	CHILDREN'S HOSPITAL SCHOOL OF X-RAY TECHNOLOG	LOS ANGELES	CA	90027
004293	SANTA ANA TUS.COMM.HOSP.	SANTA ANA	CA	92705
004297	SAWYER COLLEGE OF BUSINESS	PASADENA	CA	91106
004398	BURGE SCHOOL OF NURSING	SPRINGFIELD	MO	63103
004446	THOMPS SCH APPLI SCIE	DURHAM	NH	03824
004452	MONTGOMERY CO COMMUNITY C	BLUE BELL	PA	19422
004453	EL CENTRO COLLEGE	DALLAS	TX	75202
004454	WISCONSIN MADISON,U OF	MADISON	WI	53706
004461	BOOKER T WASHINGTON BUS C	BIRMINGHAM	AL	35201
004462	GADSDEN BUSINESS COLLEGE INC	GADSDEN	AL	35901

INSTITUTIONS IN THE NLS-72 POSTSECONDARY SCHOOL TRANSCRIPT SURVEY
BY FICE CODE

PAGE 39

<u>FICE</u>	<u>SCHOOL</u>	<u>CITY</u>	<u>ST</u>	<u>ZIP</u>
004463	MASSEY-DRAUGHON COLLEGE	MONTGOMERY	AL	36102
004480	DE ANZA COLLEGE	CUPERTINO	CA	95014
004481	OHLONE COLLEGE	FREMONT	CA	94539
004485	STANFORD UNIVERSITY	STANFORD	CA	94305
004487	CRISS BUSINESS COLLEGE	ANAHEIM	CA	92805
004494	SKADRON COLLEGE OF BUSINESS	SAN BERNARDINO	CA	92410
004502	SAN FRANCISCO CC DIST	SAN FRANCISCO	CA	94103
004503	BLAIR JC	CO SPRINGS	CO	80909
004504	BARNES BUSINESS COLLEGE	DENVER	CO	80226
004506	COLORADO MOUNTAIN C WEST CAM	GLENWOOD SPG	CO	81601
004507	PARKS COLLEGE	DENVER	CO	80221
004508	COLORADO HEALTH SCI CNTR, U OF	DENVER	CO	80262
004509	COLORADO AT CO SPRINGS, U OF	COLORADO SPG	CO	80907
004513	HOUSATONIC REGIONAL CC	BRIDGEPORT	CT	06608
004515	STONE SCHOOL OF BUSINESS	NEW HAVEN	CT	06511
004526	WASHINGTON HOSPITAL CENTER SCHOOL OF NURSING	WASHINGTON	DC	20010
004527	WASHINGTON SCHOOL FOR SECRETARIES	WASHINGTON	DC	20006
004533	MEDICAL ART & BUSINESS, C OF	JACKSONVILLE	FL	32202
004534	LAKELAND C BUS AND FASH	LAKELAND	FL	33802
004541	DRAUGHON'S JC BUSINESS	SAVANNAH	GA	31406
004546	CANNON'S INTERNATIONAL BUSINESS COLLEGE	HONOLULU	HI	96813
004549	HAWAII LEEWARD CC,U OF	PEARL CITY	HI	96782
004553	LINKS SCHOOL OF BUSINESS	BOISE	ID	83707
004567	METROPOLITAN SCHOOL OF BUSINESS	CHICAGO	IL	60659
004573	TRITON COLLEGE	RIVER GROVE	IL	60171
004579	INTERNATIONAL BUSINESS C	FORT WAYNE	IN	46804
004580	LOCKYEAR COLLEGE	EVANSVILLE	IN	47701
004586	AMERICAN INSTITUTE OF COMMERCE	DAVENPORT	IA	52803
004587	NORTHEAST IOWA TECH INST	CALMAR	IA	52132
004595	HAWKEYE INST TECHNOLOGY	WATERLOO	IA	50704
004596	IOWA TECH SCHOOL	OTTUMWA	IA	52501
004605	KANSAS MED CTR, U OF	KANSAS CITY	KS	66103
004608	BARTON CO CMTY COLLEGE	GREAT BEND	KS	67530
004609	CLARK SCHOOL OF BUSINESS	TOPEKA	KS	66603
004617	FUGAZZI COLLEGE	LEXINGTON	KY	40505
004618	SPENCERIAN COLLEGE	LOUISVILLE	KY	40202
004619	SULLIVAN JC BUSINESS	LOUISVILLE	KY	40232
004621	AYERS SCHOOL OF BUSINESS	SHREVEPORT	LA	71101
004626	DELGADO CMTY COLLEGE	NEW ORLEANS	LA	70119
004627	LOUISIANA BUSINESS COLLEGE	MONROE	LA	71201
004628	MEADOWS-DRAUGHON COLLEGE	NEW ORLEANS	LA	70119
004632	SPENCER-DRAUGHON COLLEGE	BATON ROUGE	LA	70821
004641	DUNWOODY INDUSTRIAL INSTITUTE	MINNEAPOLIS	MN	55403
004644	MANKATO COMMERCIAL COLLEGE	MANKATO	MN	56001
004645	MINNEAPOLIS BUSINESS COLLEGE	MINNEAPOLIS	MN	55403
004646	MINNESOTA SCHOOL OF BUSINESS	MINNEAPOLIS	MN	55402
004648	RASMUSSEN SCHOOL OF BUSINESS	SAINT PAUL	MN	55102
004650	CHESAPEAKE COLLEGE	WYE MILLS	MD	21679
004654	STRAYER BUSINESS COLLEGE	BALTIMORE	MD	21202
004657	TUFTS UNIVERSITY	MEDFORD	MA	02155
004661	HAMPSHIRE COLLEGE	AMHERST	MA	01002
004666	SALTER SECRETARIAL SCHOOL	WORCESTER	MA	01609

<u>FICE</u>	<u>SCHOOL</u>	<u>CITY</u>	<u>ST</u>	<u>ZIP</u>
004667	MUSEUM FINE ARTS,SCH OF	BOSTON	MA	02115
004668	CLARK U SCH ART MUSEUM	WORCESTER	MA	01608
004673	BAKER JUNIOR COLLEGE BUS	FLINT	MI	48507
004675	DETROIT ENGINEERING INSTITUTE	DETROIT	MI	48226
004680	JACKSON BUSINESS UNIV	JACKSON	MI	49201
004681	MACOMB CO CC-CENTER CAM	MT CLEMENS	MI	48044
004688	MISSISSIPPI MEDL CTR,U OF	JACKSON	MS	39216
004690	MISSISSIPPI ALL CAM,U OF	UNIVERSITY	MS	38677
004701	SAN BERNARDINO VLY C	SN BERNARDINO	CA	92410
004702	DETROIT BUSINESS INSTITUTE	DETROIT	MI	48226
004704	MISSOURI-KANSAS CITY,U OF	KANSAS CITY	MO	64110
004710	KANSAS CITY BUSINESS COLLEGE	KANSAS CITY	MO	64106
004713	THREE RIVERS CMTY COLLEGE	POPLAR BLUFF	MO	63901
004716	BILLINGS BUSINESS COLLEGE	BILLINGS	MT	59101
004720	CENTRAL TECH C C AREA	GRAND ISLAND	NE	68801
004721	LINCOLN SCHOOL OF COMMERCE	LINCOLN	NE	68501
004723	SOUTHEAST CC MILFORD CAM	MILFORD	NE	68405
004729	HESSER COLLEGE	MANCHESTER	NH	03101
004730	MCINTOSH COLLEGE	DOVER	NH	03820
004731	DANIEL WEBSTER COLLEGE	NASHUA	NH	03063
004736	BERGEN COMMUNITY COLLEGE	PARAMUS	NJ	07652
004738	FARLGH DCKSN FLORHAN-MAD	MADISON	NJ	07940
004739	HELENE FULD HOSPITAL SCHOOL OF NURSING	TRENTON	NJ	08638
004740	MERCER CO CMTY COLLEGE	TRENTON	NJ	08690
004741	RUTGERS U CAMDEN CAMPUS	CAMDEN	NJ	08102
004742	ALBUQUERQUE TECHNICAL-VOCATIONAL INSTITUTE	ALBUQUERQUE	NM	87106
004743	EASTERN NEW MEXICO UNIVERSITY--CLOVIS CAMPUS	CLOVIS	NM	88101
004754	BELLEVUE HOSP	NEW YORK	NY	10016
004756	COLLEGE OF PHSY & SURG	NEW YORK	NY	10032
004759	CUNY YORK COLLEGE	JAMAICA	NY	11451
004760	CUNY SYS ALL INST	NEW YORK	NY	10021
004766	CUNY BERNARD BARUCH C	NEW YORK	NY	10010
004774	LONG IS U ALL CAMPUSES	GREENVALE	NY	11548
004779	LONG IS U BROOKLYN CENTER	BROOKLYN	NY	11201
004788	HERKIMER CO CMTY COLLEGE	HERKIMER	NY	13350
004798	MIRRER YESHIVA CEN INST	BROOKLYN	NY	11223
004804	NEW YORK INST TECH MAIN CAM	OLD WESTBURY	NY	11568
004809	CUNY QUEENS COLLEGE	FLUSHING	NY	11367
004811	ROCHESTER BUS INSTITUTE	ROCHESTER	NY	14604
004815	SISTERS OF CHARITY HOSPITAL SCHOOL OF NURSING	BUFFALO	NY	14214
004822	SUNY HEALTH SCI CTR BFLO	BUFFALO	NY	14214
004825	TAYLOR BUSINESS INSTITUTE	NEW YORK	NY	10019
004828	ROCHESTER,UNIVERSITY OF	ROCHESTER	NY	14627
004833	BOWMAN GRAY SCH. MEDICINE	WINSTON-SALEM	NC	27103
004835	CALDWELL CC AND TECH INST	LENOIR	NC	28645
004836	DURHAM COLLEGE	DURHAM	NC	27707
004838	GUILFORD TECHNICAL INST	JAMESTOWN	NC	27282
004839	HARDBARGER JC BUSINESS	RALEIGH	NC	27602
004840	KING'S COLLEGE	RALEIGH	NC	27611
004843	RALEIGH SCHOOL OF DATA PROCESSING	RALEIGH	NC	27601
004844	WAKE TECHNICAL COLLEGE	RALEIGH	NC	27603
004845	WILSON CO TECHNICAL INST	WILSON	NC	27893

<u>FICE</u>	<u>SCHOOL</u>	<u>CITY</u>	<u>ST</u>	<u>ZIP</u>
004848	MINOT BUSINESS COLLEGE	MINOT	ND	58701
004852	CLARK TECHNICAL COLLEGE	SPRINGFIELD	OH	45505
004853	COLUMBUS BUSINESS UNIVERSITY	COLUMBUS	OH	43229
004854	CINCINNATI ALL CAM,U OF	CINCINNATI	OH	45221
004855	DAVIS JUNIOR COLLEGE	TOLEDO	OH	43604
004857	HAMMEL-ACTUAL COLLEGE	AKRON	OH	44308
004860	MT CARMEL SCH NURSING	COLUMBUS	OH	43222
004861	NORTHWESTERN BUS C TECH CEN	LIMA	OH	45805
004863	WOOSTER BUSINESS COLLEGE	WOOSTER	OH	44691
004865	PORTSMOUTH INTERSTATE BUSINESS COLLEGE	PORTSMOUTH	OH	45662
004868	CINCIN RAYMND WALTERS C,U	BLUE ASH	OH	45236
004872	DRAUGHON SCHOOL OF BUSINESS	OKLAHOMA CITY	OK	73102
004873	DRAUGHON SCHOOL OF BUSINESS	OKLAHOMA CITY	OK	73119
004878	CLACKAMAS CMTY COLLEGE	OREGON CITY	OR	97045
004879	NORTHWESTERN COLLEGE OF BUSINESS	PORTLAND	OR	97201
004881	UNIVERSITY OF OREGON HEALTH SCIENCES CENTER	PORTLAND	OR	97201
004882	OREGON HLTH SCI U	PORTLAND	OR	97201
004884	ALLENTOWN HOSPITAL SCHOOL OF NURSING	ALLENTOWN	PA	18102
004886	ELECTRONIC INSTITUTE	PITTSBURGH	PA	15217
004887	COATESVILLE HOSPITAL SCHOOL OF NURSING	COATESVILLE	PA	19320
004889	CAMBRIA ROWE BUSINESS COLLEGE	JOHNSTOWN	PA	15902
004893	DU BOIS BUSINESS COLLEGE	DU BOIS	PA	15801
004894	ERIE BUSINESS CENTER	ERIE	PA	16501
004898	MC CANN SCHOOL OF BUSINESS	MAHANAY CITY	PA	17948
004903	PHILADELPHIA SCHOOL OF OFFICE TRAINING	PHILADELPHIA	PA	19103
004910	THOMPSON INSTITUTE	HARRISBURG	PA	17111
004911	MERCY CATHOLIC MEDICAL CENTER	DARBY	PA	19023
004913	PENNSYLVANIA,U OF	PHILADELPHIA	PA	19104
004917	ROGER WILLIAMS C MAIN CAM	BRISTOL	RI	02809
004920	CHARLESTON TECH CTR	CHARLESTON	SC	29403
004924	FORREST COLLEGE	ANDERSON	SC	29621
004925	HORRY-GEORGETOWN TECH C	CONWAY	SC	29526
004926	TRI-COUNTY TECH COLLEGE	PENDLETON	SC	29670
004927	SC AT UNION,U OF	UNION	SC	29379
004932	DRAUGHON'S JR COLLEGE	MEMPHIS	TN	38116
004933	DRAUGHON'S JC BUSINESS	KNOXVILLE	TN	37919
004934	DRAUGHONS JC BUSINESS	NASHVILLE	TN	37217
004937	JACKSON ST CMTY COLLEGE	JACKSON	TN	38301
004938	KNOXVILLE BUSINESS C	KNOXVILLE	TN	37902
004940	MILLER-HAWKINS BUSINESS COLLEGE	MEMPHIS	TN	38104
004942	NATIONAL SCHOOL OF BUSINESS	CLEVELAND	TN	37311
004947	WEST TENNESSEE BUSINESS COLLEGE	JACKSON	TN	38301
004948	BAYLOR COLLEGE DENTISTRY	DALLAS	TX	75246
004949	BAYLOR COLLEGE MEDICINE	HOUSTON	TX	77030
004951	TEXAS SYS ALL INST,U OF	AUSTIN	TX	78701
004952	TEXAS MED BRANCH GALVESTON, U	GALVESTON	TX	77550
004955	DRAUGHON BUSINESS COLLEGE	WICHITA FALLS	TX	76307
004974	MASSEY BUSINESS COLLEGE	HOUSTON	TX	77002
004977	SOUTH TEXAS COLLEGE LAW	HOUSTON	TX	77002
004988	CENTRAL VA CMTY COLLEGE	LYNCHBURG	VA	24502
004993	SMITHDEAL MASSEY BUSINESS COLLEGE	RICHMOND	VA	23261
004996	DABNEY S LANCASTER CC	CLIFTON FORGE	VA	24422

<u>FICE</u>	<u>SCHOOL</u>	<u>CITY</u>	<u>ST</u>	<u>ZIP</u>
004999	ABILENE CHRISTIAN UNIVERSITY	ABILENE	TX	79699
005000	FORT STEILACOOM CC	TACOMA	WA	98498
005001	EDMONDS COMMUNITY COLLEGE	LYNNWOOD	WA	98036
005003	KURTZER FLYING SERVICE	SEATTLE	WA	98109
005006	WALLA WALLA CMTY COLLEGE	WALLA WALLA	WA	99362
005009	MILWAUKEE STRATTON C	MILWAUKEE	WI	53202
005015	WISCONSIN PARKSIDE,U OF	KENOSHA	WI	53141
005016	WISCONSIN SYS ALL INST, U OF	MADISON	WI	53706
005017	WISCONSIN SYS ALL INST, U OF	MADISON	WI	53706
005034	AMERICAN UNIVERSITY IN CAIRO	EGYPT	RE	
005040	HELENE FULD HOSPITAL SCHOOL OF X-RAY TECHN	TRENTON	NJ	08638
005069	SUNY SYS ALL INST	ALBANY	NY	12203
005085	ST. ALEXIUS SCH MED TECH	BISMARCK	ND	58502
005102	EUCLID SCHOOL OF PRACTICAL NURSING	EUCLID	OH	44123
005110	HURON RD HOSP NS SCL	EAST CLEVE	OH	44112
005127	SOUTHERN OHIO COLLEGE	CINCINNATI	OH	45237
005135	MIAMI VALLEY HOSPITAL SCHOOL OF NURSING	DAYTON	OH	45409
005160	SAINT FRANCIS HOSPITAL SCH OF RADIOLOGIC TECH	TRENTON	NJ	08629
005176	GLENS FALLS HOSP SCH OF RADIOLOGY & TECHNOLOG	GLENS FALLS	NY	12801
005186	LAMSON BUSINESS COLLEGE	PHOENIX	AZ	85004
005189	ALLIED INSTITUTE OF TECHNOLOGY	CHICAGO	IL	60650
005201	CENTRAL COLLEGE	WICHITA	KS	67214
005202	DRAUGHON'S COLLEGE	PADUCAH	KY	42001
005203	SPENCER BUSINESS COLLEGE	LAFAYETTE	LA	70501
005207	GRAND ISLAND SCHOOL OF BUSINESS	GRAND ISLAND	NE	68801
005208	WESTCHESTER BUS INST	WHITE PLAINS	NY	10602
005209	MILLER-MOTTE BUSINESS COLLEGE	WILMINGTON	NC	28401
005210	CLEVELAND INST ELECS	CLEVELAND	OH	44114
005220	UTAH TECH COLLEGE SALT LK	SALT LAKE CY	UT	84107
005238	WILLIAM BOOTH MEM HOSP SCH OF PRAC NURSING	COVINGTON	KY	41011
005243	HAZARD STATE VOCATIONAL-TECHNICAL SCHOOL	HAZARD	KY	41701
005244	CENTRAL KENTUCKY STATE VOC-TECH SCHOOL	LEXINGTON	KY	40511
005247	SOUTHWEST STATE TECHNICAL COLLEGE	MOBILE	AL	36690
005250	COTTON BOLL VOCATIONAL-TECHNICAL SCHOOL	BURDETTE	AR	72321
005251	WADENA AREA VOCATIONAL-TECHNICAL INSTITUTE	WADENA	MN	56482
005252	WILLMAR AREA VOCATIONAL-TECHNICAL INSTITUTE	WILLMAR	MN	56201
005255	MOULTRIE AREA VOCATIONAL-TECHNICAL SCHOOL	MOULTRIE	GA	31768
005256	VALDOSTA AREA VOCATIONAL-TECHNICAL SCHOOL	VALDOSTA	GA	31601
005258	HAWAII AT HILO,U OF	HILO	HI	96720
005260	DRAKE STATE TECHNICAL COLLEGE	HUNTSVILLE	AL	35811
005262	MOORHEAD AREA VOCATIONAL-TECHNICAL INSTITUTE	MOORHEAD	MN	56560
005263	GRANITE FALLS AREA VOCATIONAL-TECHNICAL INST	GRANITE FALLS	MN	56241
005264	FLINT HILL AREA VOC-TECH SCHOOL	EMPORIA	KS	66801
005265	NORTH CENTRAL KANSAS AREA VOC-TECH SCHOOL	BELOIT	KS	67420
005267	NORTHWEST KANSAS AREA VOC-TECH SCHOOL	GOODLAND	KS	67735
005272	DAVISS COUNTY AREA VOCATIONAL SCHOOL	OWENSBORO	KY	42301
005273	NORTHERN KENTUCKY STATE VOC-TECH SCHOOL	COVINGTON	KY	41011
005274	CENTRAL AREA TRADE SCHOOL	NATCHITOCHE	LA	71457
005277	EASTERN ME VOC-TECH INST	BANGOR	ME	04401
005281	ELIZABETHTON STATE AREA VOC-TECH SCHOOL	ELIZABETHTON	TN	37643
005283	NEWBERN STATE AREA VOCATIONAL-TECHNICAL SCHOO	NEWBERN	TN	38059
005294	WAUKESHA COUNTY TECH INST	PEWAUKEE	WI	53072

INSTITUTIONS IN THE NLS-72 POSTSECONDARY SCHOOL TRANSCRIPT SURVEY PAGE 43
BY FICE CODE

<u>FICE</u>	<u>SCHOOL</u>	<u>CITY</u>	<u>ST</u>	<u>ZIP</u>
005298	INDIANHEAD TECHNICAL INSTITUTE--RICE LAKE	RICE LAKE	WI	54868
005299	GATEWAY TECH INST-RACINE	RACINE	WI	53403
005301	GREEN BAY TECH INST.	GREEN BAY	WI	54303
005304	DISTRICT ONE TECH INST	EAU CLAIRE	WI	54701
005306	BATES VOCATIONAL-TECHNICAL INSTITUTE	TACOMA	WA	98405
005307	MC MINNVILLE AREA VOCATIONAL-TECHNICAL SCHOOL	MC MINNVILLE	TN	37110
005309	LAKE AREA VOC-TECH INSTITUTE	WATERTOWN	SD	57201
005312	CENTRAL OKLAHOMA AREA VOC-TECH SCHOOL	DRUMRIGHT	OK	74030
005313	NORTH CEN TECH COLLEGE	MANSFIELD	OH	44906
005317	FORSYTH TECHNICAL INST	WINSTON-SALEM	NC	27103
005318	CATAWBA VALLEY TECH C	HICKORY	NC	28601
005319	FOOTHILLS VOCATIONAL-TECHNICAL SCHOOL	SEARCY	AR	72143
005320	CAPE FEAR TECHNICAL INST	WILMINGTON	NC	28401
005321	MONTGOMERY COUN VOC	CLAYTON	OH	41315
005323	CLEVELAND TECHNICAL SCHOOL	CLEVELAND	OH	44102
005328	LENAPE VO TECH	FORD CITY	PA	16226
005333	EASTERN MONTGOMERY CO AREA VOC-TECH SCHOOL	WILLOW GROVE	PA	19090
005344	CONNELLY SKILL LEARNING CENTER	PITTSBURGH	PA	15219
005346	JAMES MARTIN SCHOOL--DENTAL LAB	PHILADELPHIA	PA	19134
005347	DOBBINS AREA VOC-TECH SCHOOL	PHILADELPHIA	PA	19132
005348	EDWARD BOK VOC H	PHILADELPHIA	PA	19145
005349	PARKWAY WEST TECH	MCKEES ROCKS	PA	15136
005352	STATE AREA VOCATIONAL-TECHNICAL SCHOOL	MC KENZIE	TN	38201
005357	SAVANNAH AREA VOCATIONAL TECHNICAL SCHOOL	CRUMP	TN	38327
005359	NASHVILLE STATE AREA VOCATIONAL-TECHNICAL SCH	NASHVILLE	TN	37209
005360	MEMPHIS STATE AREA VOCATIONAL-TECHNICAL SCHOO	MEMPHIS	TN	38105
005363	DENMARK TECHNICAL COLLEGE	DENMARK	SC	29042
005366	WEST SIDE TECH SCHOOL	KINGSTON	PA	18704
005372	OLYMPIA TECH CMTY COLLEGE	OLYMPIA	WA	98502
005378	TRI-CITIES ST TECH INST	BLOUNTVILLE	TN	37617
005379	SHELBYVILLE STATE AREA VOC-TECH SCHOOL	SHELBYVILLE	TN	37160
005380	MID-STATE TECHNICAL INST	WISC RAPIDS	WI	54494
005387	NORTH CENTRAL TECH INST	WAUSAU	WI	54401
005391	OCEAN COUNTY VOCATIONAL TECHNICAL SCHOOL	TOMS RIVER	NJ	08753
005418	BERGEN COMMUNITY COLLEGE	PARAMUS	NJ	07652
005443	KC VOC-ED CTR	KANSAS CITY	MO	64106
005448	DURHAM TECHNICAL INST	DURHAM	NC	27703
005452	TETERBORO SCHOOL OF AERONAUTICS	TETERBORO	NJ	07608
005463	TECH C OF ALAMANCE	HAW RIVER	NC	27258
005466	T H HARRIS VOCATIONAL-TECHNICAL SCHOOL	OPELOUSAS	LA	70570
005467	SOWELA TECHNICAL INSTITUTE	LAKE CHARLES	LA	70601
005469	SHREVEPORT BOSSIER VOC-TECH INSTITUTE	SHREVEPORT	LA	71107
005470	SABINE VALLEY VOCATIONAL-TECHNICAL SCHOOL	MANY	LA	71449
005471	DELTA-OUACHITA VOCATIONAL-TECHNICAL INSTITUTE	WEST MONROE	LA	71291
005472	ORLEANS AREA VOCATIONAL-TECHNICAL SCHOOL	NEW ORLEANS	LA	70122
005475	NORTHEAST LOUISIANA VOCATIONAL SCHOOL	WINNSBORO	LA	71295
005477	NATCHITOCHE-CENTRAL AREA VOCATIONAL TEC- SCH	NATCHITOCHE	LA	71457
005481	HAMMOND AREA VOCATIONAL SCHOOL	HAMMOND	LA	70401
005484	EVANGELINE AREA TRI-PARISH VOC-TECH SCHOOL	ST MARTINVILLE	LA	70582
005486	JAMES M FRAZIER SR VOCATIONAL SCHOOL	BATON ROUGE	LA	70821
005488	BATON ROUGE VOCATIONAL TECHNICAL INSTITUTE	BATON ROUGE	LA	70805
005489	ALEXANDRIA TRADE SCHOOL	ALEXANDRIA	LA	71301

INSTITUTIONS IN THE NLS-72 POSTSECONDARY SCHOOL TRANSCRIPT SURVEY
 BY FICE CODE

PAGE 44

<u>FICE</u>	<u>SCHOOL</u>	<u>CITY</u>	<u>ST</u>	<u>ZIP</u>
005490	WEST KENTUCKY STATE VOC-TECH SCHOOL	PADUCAH	KY	42001
005491	PADUCAH AREA VOCATIONAL CENTER	PADUCAH	KY	42001
005492	MAYO STATE VOC-TECH SCHOOL	PAINTSVILLE	KY	41240
005493	MADISONVILLE AREA VOC-TECH SCHOOL	MADISONVILLE	KY	42431
005498	WICHITA TECHNICAL INSTITUTE	WICHITA	KS	67213
005511	WAYCROSS-WARE CO VOCATIONAL-TECHNICAL SCHOOL	WAYCROSS	GA	31501
005518	ESSEX AGRIL-TECH INST	HATHORNE	MA	01937
005520	DAVID HALE FANNING SCH OF HEALTH OCCUPATIONS	WORCESTER	MA	01605
005523	BLUE HILLS REG TECH INST	CANTON	MA	02021
005525	SOUTHERN MAINE VOC TECH INST	S PORTLAND	ME	04106
005526	YOUNG MEMORIAL VOCATIONAL-TECHNICAL SCHOOL	MORGAN CITY	LA	70380
005528	TECHE AREA VOCATIONAL-TECHNICAL SCHOOL	NEW IBERIA	LA	70560
005531	CHILLICOTHE AREA VOCATIONAL-TECHNICAL SCHOOL	CHILLICOTHE	MO	64601
005533	SAINT PAUL VOCATIONAL-TECHNICAL INST	SAINT PAUL	MN	55102
005534	SAINT CLOUD AREA VOCATIONAL-TECHNICAL INST	SAINT CLOUD	MN	56301
005535	PINE TECHNICAL INST	PINE CITY	MN	55063
005536	MINNEAPOLIS AREA VOCATIONAL-TECHNICAL INST	MINNEAPOLIS	MN	55408
005537	MANKATO AREA VOCATIONAL-TECHNICAL INSTITUTE	NORTH MANKATO	MN	56001
005538	JACKSON AREA VOC-TECH INSTITUTE	JACKSON	MN	56143
005541	DETROIT LAKES AREA VOCATIONAL-TECHNICAL INST	DETROIT LAKES	MN	56501
005542	BRAINERD AREA VOCATIONAL-TECHNICAL INSTITUTE	BRAINERD	MN	56401
005543	AUSTIN AREA VOCATIONAL-TECHNICAL INSTITUTE	AUSTIN	MN	55912
005544	ALEXANDRIA AREA VOCATIONAL-TECHNICAL INSTITUT	ALEXANDRIA	MN	56308
005546	WORCESTER INDUSTRIAL TECHNICAL INSTITUTE	WORCESTER	MA	01608
005548	BRISTOL-PLYMOUTH REGIONAL VOC-TECH HIGH SCHOO	TAUNTON	MA	02780
005585	LEWIS M LIVELY AREA VOC-TECHNICAL CENTER	TALLAHASSEE	FL	32304
005586	LINDSEY HOPKINS EDUCATIONAL CENTER	MIAMI	FL	33132
005591	BREWSTER ADULT TECHNICAL SCHOOL	TAMPA	FL	33602
005596	EMILY GRIFFITH OPPORTUNITY SCHOOL	DENVER	CO	80204
005599	AUGUSTA AREA VOCATIONAL-TECHNICAL SCHOOL	AUGUSTA	GA	30901
005600	ATHENS AREA VOCATIONAL-TECHNICAL SCHOOL	ATHENS	GA	30610
005601	ALBANY AREA VOCATIONAL-TECHNICAL SCHOOL	ALBANY	GA	31701
005605	PINELLAS VOCATIONAL TECHNICAL INSTITUTE	CLEARWATER	VA	22516
005607	SARASOTA COUNTY VOCATIONAL-TECHNICAL CENTER	SARASOTA	FL	33581
005614	TROUP CO AREA VOCATIONAL-TECHNICAL SCHOOL	LA GRANGE	GA	30240
005616	SWAINSBORO AREA VOCATIONAL-TECHNICAL SCHOOL	SWAINSBORO	GA	30401
005617	SOUTH GEORGIA VOCATIONAL-TECHNICAL SCHOOL	AMERICUS	GA	31709
005618	SAVANNAH AREA VOCATIONAL-TECHNICAL SCHOOL	SAVANNAH	GA	31401
005619	NORTH GEORGIA VOCATIONAL-TECHNICAL SCHOOL	CLARKESVILLE	GA	30523
005620	MARIETTA-COBB VOCATIONAL-TECHNICAL SCHOOL	MARIETTA	GA	30060
005621	GRIFFIN-SPALDING CO VOC-TECH SCHOOL	GRIFFIN	GA	30223
005622	DE KALB AREA VOC-TECH SCHOOL	CLARKSTON	GA	30021
005624	COLUMBUS AREA VOCATIONAL-TECHNICAL SCHOOL	COLUMBUS	GA	31904
005626	CARPENTERS APPRENTIC SCH	GARDEN GROVE	CA	92643
005646	GROSSMONT VOCATIONAL NURSING SCHOOL	LA MESA	CA	92041
005651	THOMAS AREA VOCATIONAL-TECHNICAL SCHOOL	THOMASVILLE	GA	31792
005657	JOHN A O'CONNELL SCHOOL OF TECHNOLOGY	SAN FRANCISCO	CA	94110
005658	JOHN ADAMS COMMUNITY COLLEGE CTR	SAN FRANCISCO	CA	94117
005691	SHELTON ST CMTY COLLEGE	TUSCALOOSA	AL	35404
005694	OPELIKA STATE TECHNICAL COLLEGE	OPELIKA	AL	36801
005695	NUNNELLEY STATE TECHNICAL COLLEGE	CHILDERSBURG	AL	35044
005696	NORTHWEST ALABAMA STATE TECHNICAL COLLEGE	HAMILTON	AL	35570

INSTITUTIONS IN THE NLS-72 POSTSECONDARY SCHOOL TRANSCRIPT SURVEY
BY FICE CODE

PAGE 45

<u>FICE</u>	<u>SCHOOL</u>	<u>CITY</u>	<u>ST</u>	<u>ZIP</u>
005697	MUSCLE SHOALS TECHNICAL INSTITUTE	MUSCLE SHOALS	AL	35660
005698	MAC ARTHUR STATE TECHNICAL COLLEGE	OPP	AL	36467
005702	GADSDEN STATE TECHNICAL INSTITUTE	GADSDEN	AL	35901
005703	CARVER STATE TECHNICAL COLLEGE	MOBILE	AL	36617
005707	PINES VOCATIONAL-TECHNICAL SCHOOL	PINE BLUFF	AR	71603
005708	LITTLE ROCK VOCATIONAL-TECHNICAL SCHOOL	N LITTLE ROCK	AR	72202
005730	ADULT TRAINING SCHOOL	PALMDALE	CA	93550
005735	JOHN C CALHOUN ST CC	DECATUR	AL	35602
005749	ALABAMA AVIATION & TECHNICAL COLLEGE	OZARK	AL	36360
005753	MICHAEL J OWENS TECH C	TOLEDO	OH	43699
005754	ROWAN TECHNICAL COLLEGE	SALISBURY	NC	28144
005756	FARIBAULT AREA VOCATIONAL-TECHNICAL INSTITUTE	FARIBAULT	MN	55021
005757	DULUTH AREA VOCATIONAL-TECHNICAL INSTITUTE	DULUTH	MN	55811
005758	CANBY AREA VOCATIONAL-TECHNICAL INSTITUTE	CANBY	MN	56220
005759	BEMIDJI AREA VOCATIONAL-TECHNICAL INSTITUTE	BEMIDJI	MN	56601
005760	NORTHERN MAINE VOC TECH INST	PRESQUE ISLE	ME	04769
005762	SOMERSET STATE VOC-TECH SCHOOL	SOMERSET	KY	42501
005763	MACON AREA VOCATIONAL-TECHNICAL SCHOOL	MACON	GA	31201
005766	VOCATIONAL NURSING SCH OF CALIFORNIA	ANAHEIM	CA	92804
005776	MERCY HOSPITAL SCHOOL OF X-RAY TECHNOLOGY	PORTLAND	ME	04103
005889	OKLA HEALTH SCI CTR,U OF	OKLAHOMA CITY	OK	73190
005915	HAMOT MEDICAL CENTER SCHOOL OF ANESTHESIA	ERIE	PA	16512
005919	HOLY REDEEMER HOSP	MEADOWBROOK	PA	15905
005940	POTTSVILLE HOSPITAL SCHOOL OF X-RAY TECHNOLOG	POTTSVILLE	PA	17901
005944	READING HOSPITAL SCHOOL OF NURSING	READING	PA	19603
005947	SCRANTON STATE GENERAL HOSP SCH OF X-RAY TECH	SCRANTON	PA	18501
005980	MEDICAL UNIVERSITY OF SC	CHARLESTON	SC	29425
005987	SACRED HEART HOSP SCH OF RADIOLOGIC TECHNOLOG	YANKTON	SD	57078
006019	TEXAS EASTERN SCH OF NUR	TYLER	TX	75701
006033	BRADY GREEN COMMUNITY CNT	SAN ANTONIO	TX	78207
006040	ST. JOSEPH HOSPITAL	HOUSTON	TX	77002
006069	RUTLAND HOSPITAL--SCHOOL OF X-RAY TECHNOLOGY	RUTLAND	VT	05701
006077	RICHMOND TECHNICAL CENTER	RICHMOND	VA	23230
006078	RICHMOND MEM HOS	RICHMOND	VA	23227
006079	PETERSBURG GENERAL HOSP	PETERSBURG	VA	23803
006107	BELLIN MEMORIAL HOSPITAL SCHOOL OF NURSING	GREEN BAY	WI	54305
006136	EAST COAST AERO TECHNICAL SCHOOL	LEXINGTON	MA	02173
006137	LAKES REGION GEN HOSP SCH OF X-RAY TECHNOLOGY	LACONIA	NH	03246
006152	PROVIDENCE SCHOOL OF NURSING	MOBILE	AL	36601
006154	SAINT VINCENTS HOSPITAL SCHOOL OF NURSING	BIRMINGHAM	AL	35201
006156	ALABAMA ALL INST, U OF	UNIVERSITY	AL	35486
006186	MIDDLESEX MEMORIAL HOSP	MIDDLETOWN	CT	06457
006191	SAINT VINCENTS MED CTR SCH OF RADIOLOGIC T	BRIDGEPORT	CT	06606
006214	BLESSING HOSPITAL SCHOOL OF NURSING	QUINCY	IL	62301
006216	COOK COUNTY SCH OF NURSING	CHICAGO	IL	60612
006225	LUTHERAN HOSPITAL SCHOOL FOR NURSES	MOLINE	IL	61265
006228	METHODIST HOSPITAL SCHOOL OF NURSING	PEORIA	IL	61636
006234	ROCKFORD MEMORIAL HOSPITAL SCH OF NURSING	ROCKFORD	IL	61103
006243	SAINT JOSEPH HOSPITAL SCHOOL OF NURSING	JOLIET	IL	60435
006251	HOLY CROSS SCH OF NUR	SOUTH BEND	IN	46628
006253	MARION G GEN HOS NURS	INDIANAPOLIS	IN	46204
006258	SAINT JOSEPHS HOSPITAL SCHOOL OF NURSING	FORT WAYNE	IN	46804

<u>FICE</u>	<u>SCHOOL</u>	<u>CITY</u>	<u>ST</u>	<u>ZIP</u>
006267	IOWA METHODIST HOSPITAL SCHOOL OF NURSING	DES MOINES	IA	50309
006268	JENNIE EDMUNDSON MEM HOSP SCH OF NURSING	COUNCIL BLUFFS	IA	51501
006270	ALLEN MEMORIAL HOSPITAL SCH OF NURSING	WATERLOO	IA	50703
006273	MERCY HOSPITAL SCHOOL OF NURSING	DES MOINES	IA	50314
006282	ASBURY HOSPITAL SCHOOL OF NURSING	SALINA	KS	67401
006288	SAINT FRANCIS HOSPITAL SCHOOL OF NURSING	WICHITA	KS	67214
006291	STORMONT-VAIL REGIONAL MEDICAL CENTER	TOPEKA	KS	66606
006295	KY BAPTIST SCH OF NUR	LOUISVILLE	KY	40204
006301	CHARITY HOSP SCH OF ANESTHESIA FOR NURSES	NEW ORLEANS	LA	70140
006306	MERCY HOSPITAL SCHOOL OF NURSING	PORTLAND	ME	04101
006328	FRAMINGHAM UNION HOSPITAL SCHOOL OF NURSING	FRAMINGHAM	MA	01701
006333	LOWELL GENERAL HOSPITAL SCHOOL OF NURSING	LOWELL	MA	01854
006342	DEACONESS NURSI	BOSTON	MA	02169
006343	PETER B BRIGHAM HOSPITAL SCHOOL OF NURSING	BOSTON	MA	02115
006348	ST LUKES HOS SCH NURS	NEW BEDFORD	MA	02740
006355	WORCESTER CITY HOSPITAL SCHOOL OF NURSING	WORCESTER	MA	01610
006356	WORCESTER HOHNEMANN HOSP SCHOOL OF NURSING	WORCESTER	MA	01605
006358	BUTTERWORTH HOSPITAL SCHOOL OF NURSING	GRAND RAPIDS	MI	49503
006359	GRACE HOSPITAL SCHOOL OF X-RAY TECHNOLOGY	DETROIT	MI	48235
006375	LUTHERAN DEACONESS HOSP SCHOOL OF NURSING	MINNEAPOLIS	MN	55404
006380	SAINT LUKES HOSPITAL SCHOOL OF NURSING	DULUTH	MN	55805
006386	DEPAUL HOSP NJRS SCHL	BRIDGETON	MO	63044
006391	MISSOURI BAPTIST HOSPITAL SCHOOL OF NURSING	SAINT LOUIS	MO	63131
006401	IMMANUEL HOSP SCH NUR	OMAHA	NE	68122
006403	MARY LANNING HOSPITAL SCHOOL OF NURSING	HASTINGS	NE	68901
006404	NE METHOD HOS SCH NUR	OMAHA	NE	68114
006406	SAINT FRANCIS HOSPITAL SCHOOL OF NURSING	GRAND ISLAND	NE	68801
006409	CHESHIRE HOSPITAL SCHOOL OF NURSING	KEENE	NH	03431
006420	MOUNTAINSIDE HOSPITAL SCHOOL OF NURSING	MONTCLAIR	NJ	07042
006421	MUHLENBERG HOSP SCH OF RADIOLOGIC TECHNOLOGY	PLAINFIELD	NJ	07061
006425	ORANGE MEMORIAL HOSPITAL SCHOOL OF NURSING	ORANGE	NJ	07051
006438	BETH ISRAEL MEDICAL CENTER SCHOOL OF NURSING	NEW YORK	NY	10003
006440	BUFF GEN HOSP SCH	BUFFALO	NY	14203
006447	ERIE COUNTY MEDICAL CNTR	BUFFALO	NY	14215
006456	MILLARD FILLMORE HOSP NUR	BUFFALO	NY	14209
006467	SAINT JOSEPHS HOSP HEALTH CTR SCH OF NURSING	SYRACUSE	NY	13203
006473	SAINT JOHN'S UNIVERSITY	JAMAICA	NY	11439
006484	TRINITY HOSP SCH-NURS	MINOT	ND	58701
006485	AKRON CITY HOSP SCH OF RADIOLOGIC TECHNOLGY	AKRON	OH	44309
006488	BETHESDA HOSP SCH NUR	CINCINNATI	OH	45206
006489	CHRIST HOSPITAL SCHOOL OF NURSING	CINCINNATI	OH	45219
006490	CLEVELAND METRO GEN HOSP SCH OF NURSING	CLEVELAND	OH	44109
006493	FLOWER SCH NURS	SYLVANIA	OH	43560
006494	GOOD SAMARITAN SC NUR	CINCINNATI	OH	45220
006497	MIAMI VALLEY HOSPITAL SCHOOL OF NURSING	DAYTON	OH	45409
006498	HURON RD HOSP NS SCL	CLEVELAND	OH	44112
006499	JEWISH HOSPITAL SCHOOL OF NURSING	CINCINNATI	OH	45229
006501	LUTHERAN MEDICAL CENTER SCHOOL OF NURSING	CLEVELAND	OH	44113
006503	MERCY HOSPITAL SCHOOL OF NURSING	TOLEDO	OH	43624
006508	RIVERSIDE HOSP SCH OF RADIOLOGIC TECHN	COLUMBUS	OH	43214
006514	SAINT THOMAS HOSPITAL SCHOOL OF X-RAY TECHN	AKRON	OH	44310
006515	SAINT VINCENT CHARITY HOSP SCHOOL OF NURSING	CLEVELAND	OH	44115

INSTITUTIONS IN THE NLS-72 POSTSECONDARY SCHOOL TRANSCRIPT SURVEY
BY FICE CODE

PAGE 47

<u>FICE</u>	<u>SCHOOL</u>	<u>CITY</u>	<u>ST</u>	<u>ZIP</u>
006516	SAINT VINCENT HOSPITAL SCHOOL OF NURSING	TOLEDO	OH	43608
006518	TOLEDO HOSPITAL SCHOOL OF NURSING	TOLEDO	OH	43606
006521	HILLCREST MEDICAL CENTER SCHOOL OF X-RAY TECH	TULSA	OK	74104
006532	CHESTER COUNTY HOSPITAL SCHOOL OF NURSING	WEST CHESTER	PA	19380
006549	LATROBE AREA HOSPITAL	LATROBE	PA	15650
006554	ALTOONA HOSPITAL SCHOOL OF NURSING	ALTOONA	PA	16601
006563	PRESBYTERIAN MED CTR SCH OF PRACTICAL NURSING	PHILADELPHIA	PA	19104
006569	SAINT FRANCIS GENERAL HOSP SCH OF NURSING	PITTSBURGH	PA	15201
006578	S GEN HOS SC-NUR	SHARON	PA	16146
006579	SOUTH SIDE HOSPITAL SCHOOL OF NURSING	PITTSBURGH	PA	15203
006582	WASHINGTON HOSPITAL SCHOOL OF NURSING	WASHINGTON	PA	15301
006583	WESTERN PENNSYLVANIA HOSP SCH OF NURSING	PITTSBURGH	PA	15224
006591	SAINT JOSEPH HOSPITAL SCHOOL OF NURSING	PROVIDENCE	RI	02904
006596	BAPTIST MEMORIAL HOSPITAL SCHOOL OF NURSING	MEMPHIS	TN	38104
006599	FORT SANDERS PRESBYTERIAN HOSP SCH OF NURSING	KNOXVILLE	TN	37916
006600	METHODST HOSP SCH OF NURS	MEMPHIS	TN	38104
006606	BAPTIST MEMORIAL HOSPITAL SCHOOL OF NURSING	SAN ANTONIO	TX	78286
006626	RIVERSIDE HOSPITAL SCH OF PROF NURSING	NEWPORT NEWS	VA	23601
006634	TACOMA GEN HOSP NURSI	TACOMA	WA	98405
006635	OHIO VALLEY GENERAL HOSPITAL SCHOOL OF NURSIN	WHEELING	WV	26003
006643	MADISON GENERAL HOSPITAL SCHOOL OF NURSING	MADISON	WI	53715
006650	SAINT JOSEPHS HOSPITAL SCHOOL OF NURSING	MARSHFIELD	WI	54449
006651	SAINT LUKES HOSPITAL SCHOOL OF NURSING	RACINE	WI	53403
006656	DUPAGE, COLLEGE OF	GLEN ELLYN	IL	60137
006657	METHODIST HOSP SCHOOL OF RADIOLOGIC TECHNOLOG	MINNEAPOLIS	MN	55426
006658	DAYTON ART INSTITUT	DAYTON	OH	45401
006659	GREENE VOCATIONAL SCHOOL	XENIA	OH	45385
006660	ORANGEBURG CALHOUN TECH C	ORANGEBURG	SC	29115
006661	ANGELINA COLLEGE	LUFKIN	TX	75901
006662	GALVESTON COLLEGE	GALVESTON	TX	77550
006666	LUTHERAN MEDICAL CENTER SCHOOL OF NURSING	SAINT LOUIS	MO	63118
006669	COLLEGE OF HAMPTON ROADS	NEWPORT NEWS	VA	23602
006725	TENNESSEE CTR HEALTH SCI, U OF	MEMPHIS	TN	38163
006740	COLORADO AT DENVER, U OF	DENVER	CO	80202
006741	WESTERN BIBLE COLLEGE	MORRISON	CO	80465
006750	VALENCIA CMTY COLLEGE	ORLANDO	FL	32802
006753	ILLINOIS CENTRAL COLLEGE	EAST PEORIA	IL	61635
006755	BROWN-MACKIE COLLEGE	SALINA	KS	67401
006756	SULLIVAN VOC & TECH SCH	BOGALUSA	LA	70427
006763	MASSACHUSETTS GENERAL HOSPITAL SCH OF NURSING	BOSTON	MA	02114
006768	MID MICHIGAN CMTY COLLEGE	HARRISON	MI	48625
006770	SAGINAW BUSINESS INSTITUTE	SAGINAW	MI	48607
006771	CENTER FOR CREATIVE STUDIES	DETROIT	MI	48202
006773	PILLSBURY BIBLE COLLEGE	OWATONNA	MN	55060
006774	LAKWOOD CMTY COLLEGE	WHITE BR LK	MN	55110
006777	FLATHEAD VLY CMTY COLLEGE	KALISPELL	MT	59901
006782	GENESEE COMMUNITY COLLEGE	BATAVIA	NY	14020
006785	SCHENECTADY COUNTY CC	SCHENECTADY	NY	12305
006787	CLINTON COMMUNITY COLLEGE	PLATTSBURGH	NY	12901
006788	TOMPKINS-CORTLAND CC	DRYDEN	NY	13053
006791	SUNY COLLEGE AT PURCHASE	PURCHASE	NY	10577
006792	SUNY C OF TECH UTICA-ROME	UTICA	NY	13502

<u>FICE</u>	<u>SCHOOL</u>	<u>CITY</u>	<u>ST</u>	<u>ZIP</u>
006804	LAKELAND CMTY COLLEGE	MENTOR		44060
006808	EDINBORO UNIV	WARREN	PA	16444
006810	LEHIGH CO CMTY COLLEGE	SCHNECKSVILLE	PA	18078
006811	LUZERNE CO CMTY COLLEGE	NANTICOKE	PA	18634
006814	PENNSYLVANIA ST U CAPITOL	MIDDLETOWN	PA	17057
006815	ORANGEBURG CALHOUN TECH C	ORANGEBURG	SC	29115
006818	NORTHWOOD INSTITUTE	CEDAR HILL	TX	75104
006819	BLUE RIDGE CMTY COLLEGE	WEYERS CAVE	VA	24486
006821	TAZEWELL VOC CNT	TAZEWELL	VA	24651
006835	DYERSBURG ST CMTY COLLEGE	DYERSBURG	TN	38024
006836	MOTLOW STATE CMTY COLLEGE	TULLAHOMA	TN	37388
006865	CAMDEN COUNTY COLLEGE	BLACKWOOD	NJ	08012
006867	COLUMBUS TECHNICAL INST	COLUMBUS	OH	43216
006869	WEST VIRGINIA C GRAD STUDIES	INSTITUTE	WV	25112
006871	THOMAS NELSN CMTY COLLEGE	HAMPTON	VA	23670
006881	NEW MEXICO GALLUP BRANCH, U OF	GALLUP	NM	87301
006883	OHIO STATE U MAIN CAMPUS	COLUMBUS	OH	43210
006895	NEBRASKA MEDICAL CTR,U	OMAHA	NE	68105
006901	GLOUCESTER COUNTY COLLEGE	SEWELL	NJ	08080
006909	RICE COLLEGE	COLUMBIA	SC	29202
006911	MONTGOMERY C CENTRAL OFF	ROCKVILLE	MD	20850
006915	EVANSTON HOSPITAL SCHOOL OF NURSING	EVANSTON	IL	60201
006918	SINAI HOSPITAL SCHOOL OF X-RAY TECHN	BALTIMORE	MD	21215
006919	NEWTON WELLESLEY HOSPITAL SCHOOL OF NURSING	NEWTON LWR FLS	MA	02162
006922	PENNSYLVANIA ST U DELAWARE	MEDIA	PA	19063
006925	GEISINGER MEDICAL CENTER SCHOOL OF NURSING	DANVILLE	PA	17821
006931	WAUBONSEE CMTY COLLEGE	SUGAR GROVE	IL	60554
006938	LINN-BENTON CMTY COLLEGE	ALBANY	OR	97321
006940	TOMLINSON COLLEGE	CLEVELAND	TN	37311
006941	DALLAS CHRISTIAN COLLEGE	DALLAS	TX	75234
006942	GULF COAST BIBLE COLLEGE	HOUSTON	TX	77008
006949	KALAMAZOO VALLEY CC	KALAMAZOO	MI	49009
006951	SC AT SPARTANBURG,U OF	SPARTANBURG	SC	29303
006955	UNIV OF TX SCH OF NURSING	HOUSTON	TX	77030
006960	MAYSVILLE CMTY COLLEGE	MAYSVILLE	KY	41056
006961	JEFFERSON CMTY COLLEGE	LOUISVILLE	KY	40202
006962	HAZARD COMMUNITY COLLEGE	HAZARD	KY	41701
006964	RUTGERS U NEW BRUNSWICK	NEW BRUNSWICK	NJ	08903
006965	PENNSYLVANIA ST U MAIN CAM (U PK)	UNIVERSITY PK	PA	16802
006967	BAYLOR UNIVERSITY	WACO	TX	76798
006968	VIRGINIA MAIN CAMPUS,U OF	CHARLOTTESVL	VA	22903
006972	BUTTE COLLEGE	OROVILLE	CA	95965
006973	CANADA COLLEGE	REDWOOD CITY	CA	94061
006977	NORTHERN NEV CMTY COLLEGE	ELKO	NV	89801
006982	MATTATUCK CMTY COLLEGE	WATERBURY	CT	06708
007015	FEDERAL CI COL	WASHINGTON	DC	20001
007022	CUNY LEHMAN COLLEGE	BRONX	NY	10468
007032	MID-AMERICA NAZARENE C	OLATHE	KS	66061
007035	KETTERING C MEDICAL ARTS	KETTERING	OH	45429
007042	OIL BELT VOCATIONAL-TECHNICAL SCHOOL	EL DORADO	AR	71730
007045	TWIN LAKES VOCATIONAL-TECHNICAL SCHOOL	HARRISON	AR	72601
007047	LOS ANG SOUTHWEST COLLEGE	LOS ANGELES	CA	90047

INSTITUTIONS IN THE NLS-72 POSTSECONDARY SCHOOL TRANSCRIPT SURVEY
BY FICE CODE

PAGE 49

<u>FICE</u>	<u>SCHOOL</u>	<u>CITY</u>	<u>ST</u>	<u>ZIP</u>
007052	ALLIED WELDING SCHOOL	LYNWOOD	CA	90262
007053	DELAWARE TECH & CC STHR N CAM	GEORGETOWN	DE	19947
007060	EASTERN MAINE MEDICAL CENTER SCH OF NURSING	BANGOR	ME	04401
007065	HUMBOLDT INSTITUTENICAL INSTITUTE	MINNEAPOLIS	MN	55404
007070	OUR LADY OF LOURDES SCH OF NURSING	CAMDEN	NJ	08103
007085	MOUNT VERNON NAZARENE C	MOUNT VERNON	OH	43050
007087	ABINGTON MEM SCH/NURS	ABINGTON	PA	19001
007091	DUFFS BUSINESS INSTITUTE	PITTSBURGH	PA	15222
007095	BARONESS ERLANGER HOSPITAL SCHOOL OF NURSING	CHATTANOOGA	TN	37403
007096	MAINLAND, COLLEGE OF THE	TEXAS CITY	TX	77590
007101	SAN JOSE CC ALL INST	SAN JOSE	CA	95121
007103	CUYAHOGA COMMUNITY COLLEGE--METRO CAMPUS	CLEVELAND	OH	44115
007104	MIAMI UNIV OXFORD CAM	OXFORD	OH	45056
007105	STATE TECH INST	MEMPHIS	TN	38134
007106	COUNTY COLLEGE OF MORRIS	RANDOLPH	NJ	07869
007107	ESSEX COUNTY COLLEGE	NEWARK	NJ	07102
007109	SUNY COLLEGE OLD WESTBURY	OLD WESTBURY	NY	11568
007110	DELAWARE CO CMTY COLLEGE	MEDIA	PA	19063
007111	NORTH COUNTRY C C	SARANAC LAKE	NY	12983
007113	SOUTHWESTERN BAPT BIBLE C	PHOENIX	AZ	85032
007115	MOORPARK COLLEGE	MOORPARK	CA	93021
007118	PARKLAND COLLEGE	CHAMPAIGN	IL	61821
007119	REND LAKE COLLEGE	INA	IL	62846
007121	FAITH BAPT BIBLE COLLEGE	ANKENY	IA	50021
007122	IOWA WESTERN CMTY COLLEGE	COUNCIL BLF	IA	51501
007123	GOLDEN VLY LUTH COLLEGE	MINNEAPOLIS	MN	55422
007132	GIRARD'S COLLEGE OF BEAUTY	SANTA ANA	CA	92704
007153	GROSSMONT COLLEGE	EL CAJON	CA	92020
007156	MARINELLO SCHOOL OF BEAUTY	LAKESWOOD	CA	90712
007170	LINCOLN LAND CMTY COLLEGE	SPRINGFIELD	IL	62708
007171	KIRTLAND CMTY COLLEGE	ROSCOMMON	MI	48653
007184	ALLEGHENY CO SOUTH CAM, CC	WEST MIFFLIN	PA	15122
007191	NORTHAMPTON CO AREA CC	BETHLEHEM	PA	18017
007219	MARINELLO SCHOOL OF BEAUTY	SAN BERNARDINO	CA	92401
007231	CALIFORNIA TRNG SCH NURSES AIDES & ORDERLIES	SAN FRANCISCO	CA	94102
007232	CALIFORNIA MED AFFILIATES, C OF	SAN FRANCISCO	CA	94102
007234	HEALD BUSINESS COLLEGE	SAN FRANCISCO	CA	94117
007256	BJORN'S HAIRSTYLING ACADEMY	VALLEJO	CA	94590
007260	SOUTHWEST VA CMTY COLLEGE	RICHLANDS	VA	24641
007263	HOLY CROSS JUNIOR COLLEGE	NOTRE DAME	IN	46556
007265	CARL SANDBURG COLLEGE	GALESBURG	IL	61401
007266	PIMA COMMUNITY COLLEGE	TUCSON	AZ	85709
007279	HAWAII PACIFIC COLLEGE	HONOLULU	HI	96813
007283	CENTRAL ARIZONA COLLEGE	COOLIDGE	AZ	85228
007284	AMERICAN BUSINESS COLLEGE-TECHNICAL DIVISION	SAN DIEGO	CA	92115
007285	CALIFORNIA COLLEGE OF COMMERCE	LONG BEACH	CA	90813
007288	GATEWAY TECH INST-KENOSHA	KENOSHA	WI	53141
007289	CENTRAL WYOMING COLLEGE	RIVERTON	WY	82501
007291	SAINT LU'IE'S SCHOOL OF NURSING	SIOUX CITY	IA	51104
007294	HEALD BUSINESS COLLEGE	OAKLAND	CA	94612
007297	COLORADO AERO TECH	BROOMFIELD	CO	80020
007299	LARIMER COUNTY VOCATIONAL TECHNICAL CENTER	FORT COLLINS	CO	80522

INSTITUTIONS IN THE NLS-72 POSTSECONDARY SCHOOL TRANSCRIPT SURVEY
BY FICE CODE

PAGE 50

<u>FICE</u>	<u>SCHOOL</u>	<u>CITY</u>	<u>ST</u>	<u>ZIP</u>
007304	CULINARY INST OF AMERICA	HYDE PARK	NY	12538
007305	CONNECTICUT SCHOOL OF ELECTRONICS	NEW HAVEN	CT	06519
007307	CONNECTICUT, U OF	STORRS	CT	06268
007311	WINDHAM REGIONAL VOCATIONAL-TECHNICAL SCHOOL	WILLIMANTIC	CT	06226
007312	CAPITOL RADIO ENGINEERING INSTITUTE	WASHINGTON	DC	20016
007316	WESTERN IOWA TECH	SIOUX CITY	IA	51102
007318	CONTROL DATA INSTITUTE	CHICAGO	IL	60611
007319	COMMERCIAL TRADES INSTITUTE	CHICAGO	IL	60648
007321	LA SALLE EXTENSION UNIVERSITY	CHICAGO	IL	60605
007324	WAYNE SCHOOL-HOME STUDY	CHICAGO	IL	60605
007327	I T T TECHNICAL INSTITUTE	EVANSVILLE	IN	47714
007329	IIT TECH-BUS INST	INDIANAPOLIS	IN	46218
007333	JEFFERSON PARISH VOCATIONAL-TECHNICAL SCHOOL	METAIRIE	LA	70001
007334	HENRY O PEABODY SCHOOL FOR GIRLS	NORWOOD	MA	02062
007350	ANOKA-HENNEPIN AREA VOCATIONAL-TECHNICAL INST	ANOKA	MN	55303
007351	BROWN INSTITUTE	MINNEAPOLIS	MN	55406
007352	MC CONNELL SCHOOL	MINNEAPOLIS	MN	55402
007353	NORTHWESTERN ELECTRONICS INST	COLUMBIA HEIGHT	MN	55421
007354	PIPESTONE AREA VOCATIONAL-TECHNICAL INST	PIPESTONE	MN	56164
007355	ROCHESTER AREA VOCATIONAL-TECHNICAL INST	ROCHESTER	MN	55901
007371	PRATER WAY COLLEGE OF BEAUTY	SPARKS	NV	89431
007372	AUSTIN BEAUTY SCHOOL	ALBANY	NY	12206
007378	ULTISSIMA BEAUTY INSTITUTE	CENTEREACH	NY	11720
007384	MARY MCCLELLAN HOSP NURS	CAMBRIDGE	NY	12816
007389	MANDL SCHOOL FOR MEDICAL & DENTAL ASSISTANTS	HEMPSTEAD	NY	11550
007392	ANNOUNCER TRAINING STUDIOS	NEW YORK	NY	10036
007394	BERK-CLAREMONT NEW YORK	NEW YORK	NY	10174
007398	KATHARINE GIBBS SCHOOL	NEW YORK	NY	10017
007403	MERCHANT MARINE SCHOOL	NEW YORK	NY	10004
007405	THE WOOD SECRETARIAL	NEW YORK	NY	10003
007417	CONTEMPORARY SCHOOL OF BEAUTY CULTURE	SYRACUSE	NY	13202
007421	BERKELEY SCHOOL, THE	WHITE PLAINS	NY	10604
007427	SOUTHWEST AUTOMOTIVE SCH	OKLAHOMA CITY	OK	73129
007429	ERIE SCHOOL DISTRICT PRACTICAL NURSING PROGRA	ERIE	PA	16508
007433	PHILADELPHIA WIRELESS TECHNICAL INSTITUTE	PHILADELPHIA	PA	19102
007434	COMPUTER SYSTEMS INSTITUTE	PITTSBURGH	PA	15222
007436	INSTITUTE OF COMPUTER MANAGEMENT	PITTSBURGH	PA	15222
007437	PITTSBURGH TECH INST	PITTSBURGH	PA	15222
007438	PIERRE SCHOOL OF PRACTICAL NURSING	PIERRE	SD	57501
007440	NASHVILLE AUTO DIESEL COLLEGE	NASHVILLE	TN	37206
007441	ELKINS INSTITUTE	DALLAS	TX	75235
007456	MARINELLO SCHOOL OF BEAUTY	BUENA PARK	CA	90620
007459	PAIER SCHOOL OF ART	HAMDEN	CT	06514
007461	ART INSTITUTE OF BOSTON	BOSTON	MA	02215
007465	AMERICAN ACAD DRAMATIC ARTS	NEW YORK	NY	10016
007466	LAB INST OF MERCHANDISING	NEW YORK	NY	10022
007468	VISUAL ARTS, SCHOOL OF	NEW YORK	NY	10010
007469	HUSSIAN SCHOOL OF ART	PHILADELPHIA	PA	19107
007470	ART INSTITUTE PITTSBURGH	PITTSBURGH	PA	15222
007471	IVY SCHOOL OF PROFESSIONAL ART	PITTSBURGH	PA	15214
007473	CHOFFIN SCHOOL OF PRACTICAL NURSING	YOUNGSTOWN	OH	44503
007474	CAPITAL CITY BUSINESS COLLEGE	LITTLE ROCK	AR	72204

<u>FICE</u>	<u>SCHOOL</u>	<u>CITY</u>	<u>ST</u>	<u>ZIP</u>
007478	SAN DIEGO EVENING C	SAN DIEGO	CA	92108
007479	CHANDLER SCHOOL	BOSTON	MA	02116
007480	COYNE ELECTRICAL SCHOOL	BOSTON	MA	02115
007481	KATHARINE GIBBS SCHOOL	BOSTON	MA	02116
007482	I T T TECHNICAL INSTITUTE	CHELSEA	MA	02150
007484	NEWBURY JUNIOR COLLEGE	BOSTON	MA	02115
007485	NEW ENGLAND APPLIANCE SERVICE SCHOOL	BOSTON	MA	02215
007486	NORTHEAST BROADCASTING SCHOOL	BOSTON	MA	02116
007487	NORTHEAST INSTITUTE OF INDUSTRIAL TECHNOLOGY	BOSTON	MA	02114
007488	R E T S ELECTRONIC SCHOOL	BOSTON	MA	02215
007490	LINCOLN TECHNICAL INSTITUTE	BALTIMORE	MD	21229
007491	R E T S ELECTRONIC SCHOOLS	BALTIMORE	MD	21230
007495	ART INSTRUCTION SCH	MINNEAPOLIS	MN	55415
007497	AERO MECHANICS SCHOOL	KANSAS CITY	MO	64116
007498	BELSAW INSTITUTE	KANSAS CITY	MO	64111
007502	BERKELEY SCHOOL,THE	LITTLE FALLS	NJ	07424
007505	ESSEX COUNTY ADULT TECHNICAL SCHOOL	NEWARK	NJ	07107
007506	LINCOLN TECHNICAL INSTITUTE	UNION	NJ	07083
007507	KATHARINE GIBBS SCHOOL	MONTCLAIR	NJ	07042
007516	ULTISSIMA BEAUTY INSTITUTE	FLUSHING	NY	11354
007525	SUWANNEE-HAMILTON AREA VOC-TECH ADULT CENTER	LIVE OAK	FL	32060
007526	WASHINGTON-HOLMES AREA VOC-TECH SCHOOL	CHIPLEY	FL	32428
007527	MID PLAINS CC ALL CAM	NORTH PLATTE	NE	69101
007530	GATEWAY TECHNICAL INSTITUTE	PITTSBURGH	PA	15222
007531	ACADEMY OF ART	SAN FRANCISCO	CA	94102
007532	FINGER LAKES,CMTY COLLEGE	CANANDAIGUA	NY	14424
007536	COSUMNES RIVER COLLEGE	SACRAMENTO	CA	95823
007538	BLACK HAWK C EAST CAMPUS	KEWANEE	IL	61443
007540	MISSOURI BAPTIST COLLEGE	SAINT LOUIS	MO	63141
007544	APPALACHIAN BIBLE COLLEGE	BRADLEY	WV	25818
007546	CONTROL DATA INSTITUTE	LOS ANGELES	CA	90045
007547	DENVER AUTOMOTIVE AND DIESEL COLLEGE INC	DENVER	CO	80223
007550	KENTUCKY C TECHNOLOGY	LOUISVILLE	KY	40216
007553	MICHIGAN CAREER INSTITUTE	DETROIT	MI	48205
007554	CONTROL DATA INSTITUTE	MINNEAPOLIS	MN	55401
007555	NEW HAMPSHIRE VOC TECH C LACONIA	LACONIA	NH	03246
007557	BAILEY TECHNICAL SCHOOL	SAINT LOUIS	MO	63108
007561	MISSOULA VOCATIONAL TECHNICAL CENTER	MISSOULA	MT	59801
007562	MARE ILD NVY YD APPSH	MARE ISLAND	CA	94592
007570	HELENA VOCATIONAL-TECHNICAL CENTER	HELENA	MT	59601
007579	WHEELING BEAUTY COLLEGE	WHEELING	WV	26003
007582	AIMS COMMUNITY COLLEGE	GREELEY	CO	80631
007586	TAMPA TECH INSTITUTE	TAMPA	FL	33610
007591	SOUTHEAST CC LINCOLN CAM	LINCOLN	NE	68520
007593	PARISIAN BEAUTY ACADEMY	HACKENSACK	NJ	07601
007598	HOCKING TECHNICAL COLLEGE	NELSONVILLE	OH	45764
007602	CHESTERFLD-MARLBORO TECH	CHERAW	SC	29520
007604	BLAIR COLLEGE OF MEDICAL & DENTAL ASSISTANTS	MESA	AZ	85201
007606	BRYMAN DENTAL COL	LOS ANGELES	CA	90017
007607	VALLEY COLLEGE MEDICAL & DENTAL ASSTS	NORTH HOLLYWOOD	CA	91602
007618	KENDALL SCH OF DESIGN	GRAND RAPIDS	MI	49503
007619	MEDICAL INST MINNESOTA	MINNEAPOLIS	MN	55404

INSTITUTIONS IN THE NLS-72 POSTSECONDARY SCHOOL TRANSCRIPT SURVEY
BY FICE CODE

PAGE 52

<u>FICE</u>	<u>SCHOOL</u>	<u>CITY</u>	<u>ST</u>	<u>ZIP</u>
007635	GREATER HARTFORD CC	HARTFORD	CT	06105
007640	FAYETTEVILLE TECH INST	FAYETTEVILLE	NC	28303
007641	PLATTE VLY BIBLE COLLEGE	SCOTTSBLUFF	NE	69361
007644	LAKE LAND COLLEGE	MATTOON	IL	61938
007646	HOT SPRINGS REHABILIT	HOT SPRINGS	AR	71901
007658	IOWA SCHOOL OF MEN'S HAIRSTYLING	DES MOINES	IA	50316
007662	HAGERSTOWN BUS COL/MARYLAND MED SECRL SCH	HAGERSTOWN	MD	21741
007664	LYONS INSTITUTE	NEWARK	NJ	07102
007668	CITY COL OF COSMETOLOGY	APPLETON	WI	54956
007669	SOUTHWEST WISC VOC TECH INST	FENNIMORE	WI	53809
007670	CITY COLLEGE OF COSMETOLOGY	EAU CLAIRE	WI	54701
007678	SPARTAN SCH AERONAUTICS	TULSA	OK	74151
007687	JAMES SPRUNT TECH COLLEGE	KENANSVILLE	NC	28349
007690	KANKAKEE CMTY COLLEGE	KANKAKEE	IL	60901
007691	MCHENRY COUNTY COLLEGE	CRYSTAL LAKE	IL	60014
007692	MORAIN VLY CMTY COLLEGE	PALOS HILLS	IL	60465
007694	LAKE COUNTY, COLLEGE OF	GRAYSLAKE	IL	60030
007707	COLUMBIA COLLEGE	COLUMBIA	CA	95310
007708	SOUTHLAND COLLEGE OF MEDICAL-DENTAL ASSISTANT	DOWNEY	CA	90241
007713	SKYLINE COLLEGE	SAN BRUNO	CA	94056
007718	SALINA AREA VOC-TECH SCHOOL	SALINA	KS	67401
007720	NEW ENGLAND SCHOOL OF ART & DESIGN	BOSTON	MA	02116
007728	MACON JUNIOR COLLEGE	MACON	GA	31297
007729	COUNTY COLLEGE OF MORRIS	RANDOLPH	NJ	07869
007730	BURLINGTON COUNTY COLLEGE	PEMBERTON	NJ	08068
007731	SOMERSET COUNTY COLLEGE	SOMERVILLE	NJ	08876
007737	MEDL COLLEGE OHIO-TOLEDO	TOLEDO	OH	43699
007738	SOUTHERN ARK U TECH BR	EAST CAMDEN	AR	71701
007764	SOUTHEAST AREA VOCATIONAL TECHNICAL SCHOOL	SIOUX FALLS	SD	57104
007775	HOLLYWOOD BEAUTY COLLEGE	HONOLULU	HI	96814
007777	VALE TECHNICAL INST	BLAIRSVILLE	PA	15717
007780	NEW CASTLE SCHOOL OF TRADES	PULASKI	PA	16143
007782	DICKSON STATE AREA VOCATIONAL-TECHNICAL SCHOO	DICKSON	TN	37055
007784	MASSEY BUSINESS COLLEGE	NACOGDOCHES	TX	75961
007785	MASSEY BUSINESS COLLEGE	NACOGDOCHES	TX	75961
007798	WILFRED ACADEMY OF HAIR & BEAUTY CULTUR	PATCHOGUE	NY	11772
007804	NEW YORK SCH. OF DIETETIC	MANHATTAN	NY	10011
007806	ROBERT FIANCE HAIR DESIGN INSTITUTE	NEW YORK	NY	10018
007818	SAINT ELIZABETH HOSP MED CTR SCH OF NURSING	YOUNGSTOWN	OH	44501
007823	GREENSBURG INSTITUTE OF TECHNOLOGY	GREENSBURG	PA	15601
007824	ELECTRONIC INSTITUTES	HARRISBURG	PA	17104
007825	AUTOMATION ACADEMY	PHILADELPHIA	PA	19107
007826	BEREAN INSTITUTE	PHILADELPHIA	PA	19130
007827	LYONS TECHNICAL INST	PHILADELPHIA	PA	19134
007832	LINCOLN TECHNICAL INSTITUTE	PHILADELPHIA	PA	19114
007835	THE WHEELER SCHOOL	PITTSBURGH	PA	15222
007844	KATHARINE GIBBS SCHOOL	PROVIDENCE	RI	02906
007845	NEW ENG INST TECHNOLOGY	PROVIDENCE	RI	02907
007850	DURHAM BUSINESS COLLEGE	AUSTIN	TX	78767
007851	NIXON-CLAY COMMERCIAL COLLEGE	AUSTIN	TX	78767
007856	BOWLING GRN ST U FIRELDS	HURON	OH	44839
007857	BRAZOSPORT COLLEGE	LAKE JACKSON	TX	77566

INSTITUTIONS IN THE NLS-72 POSTSECONDARY SCHOOL TRANSCRIPT SURVEY
BY FICE CODE

PAGE 53

<u>FICE</u>	<u>SCHOOL</u>	<u>CITY</u>	<u>ST</u>	<u>ZIP</u>
007860	PENNSYLVANIA TECH INST	PITTSBURGH	PA	15222
007870	HILLSBOROUGH CMTY COLLEGE	TAMPA	FL	33622
007871	WALIACE ST CC-HNCV	HANCEVILLE	AL	35077
007881	AMERICAN COLLEGE IN PARIS	FRANCE	RE	
007892	SAMPSON TECHNICAL C	CLINTON	NC	28328
007893	FLAGLER COLLEGE	ST AUGUSTINE	FL	32084
007901	GRACE INSTITUTE	NEW YORK CITY	NY	10021
007912	THADDEUS STEVENS STATE SCH OF TECHNOLOGY	LANCASTER	PA	17602
007917	CONTROL DATA INSTITUTE	ARLINGTON	VA	22204
007927	MEDICAL TRAINING INSTITUTE INC	MISSION HILLS	CA	91345
007930	PACIFIC COLLEGE OF MEDICAL & DENTAL ASSTS	SAN DIEGO	CA	92116
007933	DENVER NORTH CAMPUS, CC OF	WESTMINSTER	CO	80030
007938	LINCOLN TECHNICAL INSTITUTE	INDIANAPOLIS	IN	46202
007944	WATTERSON COLLEGE	LOUISVILLE	KY	40213
007946	HAGERSTOWN BUSINESS COLLEGE	HAGERSTOWN	MD	21740
007948	WILMINGTON COLLEGE	NEW CASTLE	DE	19720
007954	NORMANDEALE CMTY COLLEGE	BLOOMINGTON	MN	55431
007983	WILKES BARRE HOSP NS SCL	WILKES BARRE	PA	18764
007986	HALIFAX CMTY COLLEGE	WELDON	NC	27890
007988	MARTIN COMMUNITY COLLEGE	WILLIAMSTON	NC	27892
007993	CAL ST COLLEGE-BAKERSFLD	BAKERSFIELD	CA	93309
008008	ARKANSAS CENTRAL OFF,U OF	FAYETTEVILLE	AR	72701
008037	SOUTH CEN CMTY COLLEGE	NEW HAVEN	CT	06511
008038	MIDDLESEX CMTY COLLEGE	MIDDLETOWN	CT	06457
008040	OKLA STATE U CEN OFFICE	STILLWATER	OK	74078
008048	TRIDENT TECHNICAL COLLEGE	CHARLESTON	SC	29411
008071	SOUTHERN CAL C OF MED & DENT CAREERS	ANAHEIM	CA	92804
008072	AQUINAS JC AT NEWTON	NEWTON	MA	02158
008073	BUTTE COLLEGE	OROVILLE	CA	95965
008076	JOHN A LOGAN COLLEGE	CARTERVILLE	IL	62918
008078	SPRINGFIELD TECHNICAL CC	SPRINGFIELD	MA	01105
008080	STATE FAIR CMTY COLLEGE	SEDALIA	MO	65301
008083	HAYWOOD TECHNICAL COLLEGE	CLYDE	NC	28721
008084	COASTAL CAROLINA CC	JACKSONVILLE	NC	28540
008086	CRAVEN COMMUNITY COLLEGE	NEW BERN	NC	28560
008090	BRYMAN SCHOOL	LOS ANGELES	CA	90017
008091	EL CAJON BEAUTY COLLG	EL CAJON	CA	92020
008106	WESTERN COLLEGE OF MEDICAL & DENTAL ASSTS	VAN NUYS	CA	91401
008108	CAREER ACADEMY	WASHINGTON	DC	
008132	NORTHWESTERN OHIO PRAC NURSE TRAINING CTR	TOLEDO	OH	43602
008133	MUSKINGUM AREA TECH C	ZANESVILLE	OH	43701
008136	SOUTHWEST BEAUTY COLLEGE	EL PASO	TX	79915
008145	NASHVILLE STATE TECH INST	NASHVILLE	TN	37209
008146	FORT LAUDERDALE COLLEGE	FT LAUDERDALE	FL	33301
008155	EVERGREEN STATE COLLEGE	OLYMPIA	WA	98505
008172	LIBERAL AREA VOC-TECH SCHOOL	LIBERAL	KS	67901
008175	HOWARD COMMUNITY COLLEGE	COLUMBIA	MD	21044
008178	CHIC UNIVERSITY OF COSMETOLOGY	GRAND RAPIDS	MI	49503
008179	PARSONS BUSINESS SCHOOL	KALAMAZOO	MI	49006
008192	PIEDMONT AEROSPACE INST	WINSTON-SALEM	NC	27156
008201	FRANKLIN SCH SCI/AR	PHILADELPHIA	PA	19103
008212	HIGHLAND CMTY COLLEGE	FREEPORT	IL	61032

INSTITUTIONS IN THE NLS-72 POSTSECONDARY SCHOOL TRANSCRIPT SURVEY
BY FICE CODE

PAGE 54

<u>FICE</u>	<u>SCHOOL</u>	<u>CITY</u>	<u>ST</u>	<u>ZIP</u>
008214	EASTERN AIRLINES RES	MIAMI	FL	33148
008221	UNIVERSAL TECHNICAL INSTITUTE	PHOENIX	AZ	85017
008237	SOUTHERN ILL U SYS OFF	CARBONDALE	IL	62901
008244	JOHNSON CO CMTY COLLEGE	OVERLAND PARK	KS	66210
008251	JOHN PERI BEAUTY COLLEGE	TORRANCE	CA	90505
008254	MILE HI REPORTING COLLEGE	DENVER	CO	80214
008259	STERLING SCHOOL OF BEAUTY CULTURE	STERLING	IL	61081
008267	NORTHWEST TECH INST	EDEN PRAIRIE	MN	55344
008278	TERRA TECHNICAL COLLEGE	FREMONT	OH	43420
008284	MITCHELL AREA VOCATIONAL-TECHNICAL SCHOOL	MITCHELL	SD	57301
008294	MORVEN PARK INTERNATIONAL EQUESTRIAN INSTITUT	LEESBURG	VA	22075
008296	MEDICAL COLLEGE OF WIS	MILWAUKEE	WI	53226
008303	MARICOPA TECH CC	PHOENIX	AZ	85004
008304	SCOTTSDALE CMTY COLLEGE	SCOTTSDALE	AZ	85253
008306	ALAMEDA, COLLEGE OF	ALAMEDA	CA	94501
008310	AUBURN U AT MONTGOMERY	MONTGOMERY	AL	36117
008315	ALASKA KODIAK CC, U OF	KODIAK	AK	99615
008316	DES MOINES AREA CC	ANKENY	IA	50021
008319	MACOMB CO CC	WARREN	MI	48093
008322	DEVRY INST OF TECHNOLOGY	PHOENIX	AZ	85016
008329	ITT TECH INST	FORT WAYNE	IN	46808
008350	ART INST PHILADELPHIA	PHILADELPHIA	PA	19103
008355	JAMES RUMSEY VOCATIONAL TECHNICAL CENTER	MARTINSBURG	WV	25401
008403	INDIAN HILLS CC	OTTUMWA	IA	52501
008404	BROOKDALE CMTY COLLEGE	LINCROFT	NJ	07738
008417	STENOTYPE INSTITUTE OF FORT LAUDERDALE	FORT LAUDERDALE	FL	33313
008423	IND VOC TECH C-NTH CEN	SOUTH BEND	IN	46619
008430	STATE TECHNICAL INSTITUTE & REHAB CENTER	PLAINWELL	MI	49080
008432	CONTROL DATA INSTITUTE	SOUTHFIELD	MI	48075
008435	INTERBORO INSTITUTE	NEW YORK	NY	10019
008439	A. T. E. S. TECH INST	NILES	OH	44446
008441	KEYSTONE SEC SCHOOL	SWATHMORE	PA	19081
008443	I T T SCHOOL OF BUSINESS	SEATTLE	WA	98109
008466	SOUTHWESTERN TECH C	SYLVA	NC	28779
008479	LONG BEACH COLLEGE MEDICAL-DENTAL ASSTS	LONG BEACH	CA	90807
008480	PONCE COLLEGE OF BEAUTY	PALO ALTO	CA	94301
008483	FLIGHT SAFETY INTERNATIONAL	VERO BEACH	FL	32960
008501	WEST VIRGINIA CAREER COLLEGE	CLARKSBURG	WV	26301
008503	MOUNTAIN VIEW COLLEGE	DALLAS	TX	75211
008504	RICHLAND COLLEGE	DALLAS	TX	75231
008510	EASTFIELD COLLEGE	MESQUITE	TX	75150
008531	SOUTHLAND COLLEGE OF MEDICAL & DENTAL ASSTS	GARDENA	CA	90249
008532	HEALD BUSINESS COLLEGE	HAYWARD	CA	94545
008540	EL CAJON FLYING SERVICE INC	EL CAJON	CA	92020
008543	ATLANTA AREA TECHNICAL SCHOOL	ATLANTA	GA	30310
008547	IND VOC TECH COLLEGE	TERRE HAUTE	IN	47802
008548	HICKOX SECRETARIAL SCHOOL	BOSTON	MA	02116
008550	DRAUGHON BUSINESS COLLEGE	JACKSON	MS	39205
008554	ROBERTS WALSH BUSINESS SCHOOL	UNION	NJ	07083
008557	NASH TECHNICAL INSTITUTE	ROCKY MOUNT	NC	27801
008568	MEDIAN SCHOOL	PITTSBURGH	PA	15222
008572	WENDELLS KNOXVILLE SCHOOL OF BEAUTY CULTURE	KNOXVILLE	TN	37902

<u>FICE</u>	<u>SCHOOL</u>	<u>CITY</u>	<u>ST</u>	<u>ZIP</u>
008597	FEATHER RIVER COLLEGE	QUINCY	CA	95971
008611	CUNY HOSTOS C C	BRONX	NY	10451
008619	TRI-COUNTY AREA VOCATIONAL-TECHNICAL SCHOOL	BARTLESVILLE	OK	74003
008653	JEFFERSON COUNTY DUBOIS AREA VOC-TECH SCHOOL	REYNOLDSVILLE	PA	15851
008659	LORD FAIRFAX CMTY COLLEGE	MIDDLETOWN	VA	22645
008660	GERMANNA CMTY COLLEGE	LOCUST GROVE	VA	22508
008661	SOUTHSIDE VA CMTY COLLEGE	ALBERTA	VA	23821
008694	SAINT CLOUD BUSINESS COLLEGE	SAINT CLOUD	MN	56301
008696	TROY STATE U ALL CAM	TROY	AL	36081
008698	ALASKA U ALL INST	FAIRBANKS	AK	99701
008705	CAL ST U & C SYS ALL INST	LONG BEACH	CA	90802
008706	CLAREMONT U SYS ALL INST	CLAREMONT	CA	91711
008709	LOS ANG CC SYS ALL INST	LOS ANGELES	CA	90017
008711	COAST CC SYS ALL INST	COSTA MESA	CA	92626
008713	SAN MATEO CC SYS ALL INST	SAN MATEO	CA	94403
008715	CAL U SYS ADMIN ALL CAM	BERKELEY	CA	94720
008716	WEST COAST U ALL CAMPUSES	LOS ANGELES	CA	90020
008721	ST U SYS OF FLA ALL INST	TALLAHASSEE	FL	32301
008722	EMORY UNIVERSITY	ATLANTA	GA	30322
008725	HAWAII SYS ALL INST, U OF	HONOLULU	HI	96822
008727	CITY C CHGO ALL CAM	CHICAGO	IL	60601
008728	SOUTHERN ILL U ALL CAM	CARBONDALE	IL	62901
008731	INDIANA U ALL CAMPUSES	BLOOMINGTON	IN	47405
008732	PURDUE U ALL CAMPUSES	W LAFAYETTE	IN	47907
008744	U KENTUCKY ALL INST	LEXINGTON	KY	40506
008745	LOUISIANA ST U ALL INST	BATON ROUGE	LA	70803
008748	MONTGOMERY C ALL CAMPUSES	ROCKVILLE	MD	20850
008751	MARYLAND SYS ALL INST,U	COLLEGE PARK	MD	20783
008755	MASS ALL CAMPUSES,U OF	BOSTON	MA	02116
008760	OAKLAND COMMUNITY COLLEGE	BLOOMFLD HLS	MI	48013
008761	MINNESOTA ALL CAM,U OF	MINNEAPOLIS	MN	55455
008763	MISS GULF CST JC	PERKINSTON	MS	39573
008764	MISSISSIPPI ALL CAM,U OF	UNIVERSITY	MS	38677
008768	NEBRASKA CEN ADMIN ALL INST, U	LINCOLN	NE	68508
008770	FAIRLEIGH DCKSN U ALL CAM	RUTHERFORD	NJ	07070
008771	RUTGERS THE ST U ALL CAM	NEW BRUNSWICK	NJ	08903
008773	NEW MEXICO ST U ALL CAM	LAS CRUCES	NM	88003
008774	TEXAS MEDL CTR JOINT LIB	HOUSTON	TX	77025
008779	CORNELL U ALL CAMPUSES	ITHACA	NY	14853
008780	LONG IS U ALL CAMPUSES	GREENVALE	NY	11548
008784	PACE UNIVERSITY ALL CAM	NEW YORK	NY	10038
008789	SYRACUSE U ALL CAMPUSES	SYRACUSE	NY	13210
008792	LENOIR MEMORIAL HOSPITAL SCHOOL OF NURSING	KINSTON	NC	28501
008807	OKLAHOMA ALL CAM,U OF	NORMAN	OK	73019
008808	OREGON ALL CAM,U OF	EUGENE	OR	97403
008809	ALLEGHENY CO ALL CAM,CC	PITTSBURGH	PA	15222
008813	PENNSYLVANIA ST U ALL CAM	UNIVERSITY PK	PA	16802
008815	PITTSBURGH ALL CAM, U OF	PITTSBURGH	PA	15260
008819	SC ALL CAMPUSES,U OF	COLUMBIA	SC	29208
008821	TENNESSEE ALL CAM,U OF	KNOXVILLE	TN	37916
008825	TEXAS SYS ALL INST,U OF	AUSTIN	TX	78701
008841	VIRGIN ISLANDS, COLLEGE OF	SAINT THOMAS	VI	00801

<u>FICE</u>	<u>SCHOOL</u>	<u>CITY</u>	<u>ST</u>	<u>ZIP</u>
008848	WARNER SOUTHERN COLLEGE	LAKE WALES	FL	33853
008854	NEW MEXICO ST U GRANTS BRANCH	GRANTS	NM	87020
008855	EDGEcombe TECH COLLEGE	TARBORO	NC	27886
008860	SCHOOL FOR INTERNAT'L TRAINING	BRATTLEBORO	VT	05301
008862	EAST CENTRAL COL	UNION	MO	63084
008863	WALTERS ST CMTY COLLEGE	MORRISTOWN	TN	37814
008895	SAN DIEGO CITY COLLEGE	SAN DIEGO	CA	92101
008896	PIKES PEAK CMTY COLLEGE	COLORADO SPG	CO	80906
008898	TARRANT CO JUNIOR COLLEGE	FORT WORTH	TX	76102
008899	TARRANT CITY JUNIOR COLLEGE--NORTHEAST CAMPUS	HURST	TX	76053
008900	TARRANT CO JUNIOR COLLEGE	FORT WORTH	TX	76102
008903	CANYONS, COLLEGE OF THE	VALENCIA	CA	91355
008906	MACOMB CO CC-SOUTH CAMPUS	WARREN	MI	48093
008916	NEW ENGLAND SCHOOL OF LAW	BOSTON	MA	02116
008918	SADDLEBACK CMTY COLLEGE	MISSION VIEJO	CA	92692
008919	NICOLET COLLEGE-TECH INST	RHINELANDER	WI	54501
008946	PORT HURON COSMETOLOGY COLLEGE	PORT HURON	MI	48060
008954	PITTSBURGH BEAUTY ACADEMY	PITTSBURGH	PA	15222
008968	WILSON AVIATION ACADEMY	KANSAS CITY	KS	66115
008970	MADDIOS CAPITAL CITY BEAUTY COLLEGE	HELENA	MT	59601
008976	CLAYTON JUNIOR COLLEGE	MORROW	GA	30260
008987	SAINT LOUIS C C CEN ALL CAM	SAIN' LOUIS	MO	63110
008988	LURLEEN B WALLACE ST JC	ANDALUSIA	AL	36420
009008	COLORADO MOUNTAIN C EAST CAM	LEADVILLE	CO	80461
009009	NEW HAMPSHIRE, U OF	DURHAM	NH	03824
009010	MADISONVILLE CMTY COLLEGE	MADISONVILLE	KY	42431
009011	DELAWARE TECH & CC WILMINGTON	WILMINGTON	DE	19801
009030	CONNECTICUT HEALTH CENTER, U OF	FARMINGTON	CT	06032
009035	CHICAGO COLLEGE OF AUTOMATION	CHICAGO	IL	60606
009049	FOOTHL-DEANZA CC ALL INST	LOS ALTOS HLS	CA	94022
009050	DELAWARE TECH & CC ALL CAM	DOVER	DE	19901
009053	CONTROL DATA INSTITUTE	SAN FRANCISCO	CA	94108
009054	WEST VIRGINIA NORTHERN CC	WHEELING	WV	26003
009056	ROGER WILLIAMS C PROV BR	PROVIDENCE	RI	02908
009058	BETHEL COLLEGE	SAINT PAUL	MN	55112
009059	BETHEL THEOL SEMINARY	SAINT PAUL	MN	55112
009064	MIDWEST BUSINESS COLLEGE	PUEBLO	CO	81003
009066	ATLANTA COLLEGE OF MEDICAL-DENTAL ASSTS	ATLANTA	GA	30309
009070	IOWA CHRISTIAN COLLEGE	DES MOINES	IA	50315
009071	CONTROL DATA INSTITUTE	BURLINGTON	MA	01803
009073	ALMA PRACTICAL NURSE CENTER	ALMA	MI	48801
009076	BERKELEY SCHOOL-HICKSVL	HICKSVILLE	NY	11801
009077	UTICA SCHOOL OF COMMERCE	UTICA	NY	13501
009078	CAPRI INSTITUTE OF HAIR DESIGN	CLIFTON	NJ	07011
009079	WESTERN BUSINESS COLLEGE	PORTLAND	OR	97204
009088	ITT TECHNICAL INSTITUTE	DAYTON	OH	45414
009091	MICHIGAN ALL CAM, U OF	ANN ARBOR	MI	48109
009092	MICHIGAN-ANN ARBOR, U	ANN ARBOR	MI	48109
009096	MANKATO COSMETOLOGY CTR	MANKATO	MN	56001
009105	ELECTRONIC TECHNICAL INSTITUTE OF ILLINOIS	CHICAGO	IL	60605
009117	PATRICIA STEVENS CAREER COLLEGE	MILWAUKEE	WI	53201
009126	BERKELEY SCHOOL	RIDGEWOOD	NJ	07450

INSTITUTIONS IN THE NLS-72 POSTSECONDARY SCHOOL TRANSCRIPT SURVEY
BY FICE CODE

PAGE 57

<u>FICE</u>	<u>SCHOOL</u>	<u>CITY</u>	<u>ST</u>	<u>ZIP</u>
009127	WILFRED ACADEMY OF HAIR & BEAUTY CULTURE	TOTOWA	NJ	07511
009134	BREWER STATE JR COLLEGE	FAYETTE	AL	35555
009140	LONGVIEW CMTY COLLEGE	LEE'S SUMMIT	MO	64063
009145	GOVERNORS ST UNIVERSITY	PARK FOREST S	IL	60466
009148	TELCO INSTITUTE	LOS ANGELES	CA	90028
009154	ARGUBRIGHT BUSINESS COLLEGE	BATTLE CREEK	MI	49014
009157	WYOMING TECHNICAL INSTITUTE	LARAMIE	WY	82070
009160	RAPPAHANNOCK CMTY COLLEGE	GLENNS	VA	23149
009163	SAN ANTONIO COLLEGE	SAN ANTONIO	TX	78284
009167	WRIGHT ST U ALL CAMPUSES	DAYTON	OH	45435
009168	WRIGHT ST U	DAYTON	OH	45435
009169	WRIGHT ST U WSTN OHIO BR	CELINA	OH	45822
009170	WEST LOS ANGELES,U OF	CULVER CITY	CA	90230
009172	COMM HOSP SCH NU	SPRINGFIELD	OH	
009185	OSCAR ROSE JUNIOR COLLEGE	MIDWEST CITY	OK	73110
009186	DEAN INST TECHNOLOGY	PITTSBURGH	PA	15226
009187	WEST SIDE INST TECHNOLOGY	CLEVELAND	OH	44102
009192	SIERRA NEVADA COLLEGE	INCLINE VLG	NV	89450
009196	HUTCHINSON AREA VOCATIONAL-TECHNICAL INST	HUTCHINSON	MN	55350
009206	PIMA COUNTY MEDICAL INSTITUTE	TUCSON	AZ	85711
009215	SIR WALTER RALEIGH BEAUTY ACADEMY	HENDERSON	NC	27536
009216	OPTICIANS INSTITUTE	PITTSBURGH	PA	15226
009221	PHILLIPS COLLEGE	GULFPORT	MS	39501
009223	MANPOWER BUSINESS TRAINING INSTUTUTE	MILWAUKEE	WI	53203
009224	DEVRY INST TECHNOLOGY	ATLANTA	GA	30341
009225	TEXAS ST TECH HARLINGEN	HARLINGEN	TX	78551
009226	FRANCIS MARION COLLEGE	FLORENCE	SC	29501
009228	DEVRY TECHNICAL INSTITUTE	WOODBIDGE	NJ	07095
009230	WAYNE COUNTY CMTY COLLEGE	DETROIT	MI	48226
009231	WASHINGTON COUNTY VOC-TECH INSTITUTE	CALAIS	ME	04619
009232	CATHOLIC THEOL UNION	CHICAGO	IL	60615
009235	CLARION STATE C MAIN CAM	CLARION	PA	16214
009236	NEW HAMPSHIRE VOC TECH C NASHUA	NASHUA	NH	03063
009237	BRISTOL COLLEGE	BRISTOL	TN	37620
009248	SAMARITAN HOSPITAL SCHOOL OF NURSING	TROY	NY	12180
009256	MORAINES PARK TECH INST	FOND DU LAC	WI	54935
009257	NORTHEAST WIS TECH INST	GREEN BAY	WI	54303
009258	WAUKESHA COUNTY TECH INST	PEWAUKEE	WI	53072
009259	LARAMIE CO CMTY COLLEGE	CHEYENNE	WY	82001
009265	ND STATE U MAIN CAMPUS	FARGO	ND	58105
009266	ND STATE U ALL CAMPUSES	FARGO	ND	58102
009268	KELSEY-JENNEY COLLEGE	SAN DIEGO	CA	92101
009270	MASSEY BUSINESS COLLEGE	ATLANTA	GA	30301
009272	CRAFTON HILLS COLLEGE	YUCAIPA	CA	92399
009275	NORTHERN KY UNIVERSITY	HIGHLAND HTS	KY	41076
009277	GOODWIN REGIONAL VOCATIONAL-TECHNICAL SCHOOL	NEW BRITAIN	CT	06053
009280	OAKLAND COLLEGE OF DENTAL & MEDICAL ASSTS	OAKLAND	CA	94612
009282	BUTTE VOCATIONAL TECHNICAL CENTER	BUTTE	MT	59701
009292	ANDOVER COLLEGE	PORTLAND	ME	04101
009313	OWENSBORO JC BUS	OWENSBORO	KY	42301
009325	CENTRAL CITY OCCUPATIONAL CENTER	LOS ANGELES	CA	90015
009332	STATE COMMUNITY COLLEGE	E SAINT LOUIS	IL	62201

INSTITUTIONS IN THE NLS-72 POSTSECONDARY SCHOOL TRANSCRIPT SURVEY
BY FICE CODE

PAGE 58

<u>FICE</u>	<u>SCHOOL</u>	<u>CITY</u>	<u>ST</u>	<u>ZIP</u>
009333	SANGAMON STATE UNIVERSITY	SPRINGFIELD	IL	62708
009336	JOHNSTON TECHNICAL C	SMITHFIELD	NC	27577
009343	ELEC TECHN INSTITUTE	CLEVELAND	OH	44103
009344	RAMAPO C OF NEW JERSEY	MAHWAH	NJ	07430
009345	STOCKTON STATE COLLEGE	POMONA	NJ	08240
009387	J M PERRY INSTITUTE	YAKIMA	WA	98903
009401	ROCKMONT COLLEGE	DENVER	CO	80226
009407	BRIARWOOD COLLEGE	SOUTHINGTON	CT	06489
009409	CEN CITY BUSINESS INST	SYRACUSE	NY	13203
009411	TAYLOR BUSINESS INST	BRIDGEVIEW	NJ	08807
009412	UNITED ELECTRONICS INSTITUTE	CUYAHOGA FALLS	OH	44221
009418	WEST VIRGINIA CAREER COLLEGE	FAIRMONT	WV	26554
009430	TRI-COUNTY COMMUNITY C	MURPHY	NC	28906
009431	UNITED ELECTRONICS INSTITUTE	DALLAS	TX	75219
009432	EXECUTIVE SECRETARIAL SCHOOL	DALLAS	TX	75219
009433	CONTINENTAL COLLEGE OF BEAUTY	SALT LAKE CITY	UT	84106
009435	SOUTHERN JC OF BUSINESS	BIRMINGHAM	AL	35203
009464	PULASKI STATE AREA VOCATIONAL-TECHNICAL SCHOO	PULASKI	TN	38478
009465	BUSINESS COLLEGE OF THE SOUTHWEST	PLAINVIEW	TX	79072
009466	SAN ANTONIO COLLEGE OF MED-DENTAL ASSISTANTS	SAN ANTONIO	TX	78201
009496	BAPTIST CHRISTIAN COLLEGE	SHREVEPORT	LA	71106
009509	SKILLS & BUSINESS EDUCATION CENTER	SACRAMENTO	CA	95817
009516	RAVENSCROFT BEAUTY COLLEGE	FORT WAYNE	IN	46802
009518	TRI-STATE BEAUTY COLLEGE	EVANSVILLE	IN	47708
009527	THREE B SCHOOL OF BEAUTY	NEWARK	OH	43055
009542	DENVER AURARIA CAM,CC OF	DENVER	CO	80204
009543	RED ROCKS COMM COLLEGE	GOLDEN	CO	80401
009544	SPOKANE FLS CMTY COLLEGE	SPOKANE	WA	99204
009551	CAL STATE U-FRESNO	FRESNO	CA	93740
009552	AMERICAN RIVER COLLEGE	SACRAMENTO	CA	95841
009553	MARYLAND ALL CAM,U OF	COLLEGE PARK	MD	20742
009563	INDIANA STATE U MAIN CAM	TERRE HAUTE	IN	47809
009569	LYDIA HOUSTON ACADEMY OF BEAUTY CULTURE	HOUSTON	TX	77006
009572	COMPUTER LEARNING CENTER	FAIRFAX	VA	22030
009591	COMPUTER LEARNING CENTER	LOS ANGELES	CA	90010
009603	SAINT CLOUD BEAUTY COLLEGE	SAINT CLOUD	MN	56301
009621	WISCONSIN SCHOOL ELECS	MADISON	WI	53704
009629	MOUNTAIN EMPIRE C C	BIG STONE GAP	VA	24219
009630	WISCONSIN OSHKOSH,U OF	OSHKOSH	WI	54901
009635	FLORIDA INTERNATIONAL U	MIAMI	FL	33199
009636	SOUTHERN U A & M C MAIN CAM	BATON ROUGE	LA	70813
009643	TEXAS ST TECH INST ALL CAM	WACO	TX	76705
009647	OKLA STATE U TECH INST	OKLAHOMA CITY	OK	73107
009664	EMPIRE BEAUTY SCHOOL	ALLENTOWN	PA	18101
009665	EMPIRE BEAUTY SCHOOL	HARPISBURG	PA	17109
009666	EMPIRE BEAUTY SCHOOL	READING	PA	19601
009672	FOUR STAR BEAUTY COLLEGE	INDIANAPOLIS	IN	46227
009676	MARY FAZIO'S SCH/BEAUTY	LAWRENCE	MA	01840
009685	CAPITAL CITY BUSINESS COLLEGE	LITTLE ROCK	AR	72204
009688	ELKINS INSTITUTE	ATLANTA	GA	30329
009691	ELKINS INSTITUTE	NEW ORLEANS	LA	70119
009704	NORTH SEATTLE CC	SEATTLE	WA	98103

<u>FICE</u>	<u>SCHOOL</u>	<u>CITY</u>	<u>ST</u>	<u>ZIP</u>
009705	SEATTLE CC CENTRAL CAMPUS	SEATTLE	WA	98122
009713	ALASKA BUSINESS COLLEGE	ANCHORAGE	AK	99503
009721	BRADFORD BEAUTY ACADEMY	WILKES-BARRE	PA	18701
009728	MERRITT DAVIS SCHOOL OF COMMERCE	SALEM	OR	97301
009736	VIRGINIA FARRELL BEAUTY SCHOOL	DETROIT	MI	48220
009740	INVER HILLS CMTY COLLEGE	INVER GRV HTS	MN	55075
009741	TEXAS AT DALLAS,U OF	RICHARDSON	TX	75080
009743	BELLEVUE COLLEGE	BELLEVUE	NE	68005
009744	FOX VALLEY TECH INST	APPLETON	WI	54913
009747	GORDON-CONWELL THEOL SEM	S HAMILTON	MA	01982
009756	MASS MEDL SCH-WORCESTER,U	WORCESTER	MA	01605
009758	DENVER ALL CAM,CC OF	DENVER	CO	80218
009760	BOSSIER PARISH CC	BOSSIER CITY	LA	71111
009762	SOUTHERN MAINE, U OF	PORTLAND	ME	04103
009763	TULSA JUNIOR COLLEGE	TULSA	OK	74119
009764	TUNXIS COMMUNITY COLLEGE	FARMINGTON	CT	06032
009765	MOHEGAN COMMUNITY COLLEGE	NORWICH	CT	06360
009776	SAWYER SCHOOL	CHICAGO	IL	60301
009779	LEXINGTON INSTITUTE	LEXINGTON	KY	40506
009782	SAINT LOUIS HOSPITAL SCHOOL OF NURSING	KANSAS CITY	MO	64111
009784	BAUGER COLLEGE	MIAMI	FL	33131
009795	MISSOURI COL FOR DOCTORS ASSTS & TECHN	SAINT LOUIS	MO	63122
009797	MIDLAND COLLEGE	MIDLAND	TX	79701
009800	RUSH UNIVERSITY	CHICAGO	IL	60612
009822	PRINCE REGIONAL VOCATIONAL TECHNICAL SCHOOL	HARTFORD	CT	06106
009824	MOSER SCHOOL	CARTHAGE	IL	62321
009826	KENNEBEC VALLEY VOCATIONAL-TECHNICAL INSTITUT	WATERVILLE	ME	04901
009828	R E T S ELECTRONICS	DETROIT	MI	48211
009829	ELKINS INSTITUTE	MINNEAPOLIS	MN	55406
009837	YOUNGSTOWN C BUS-DRAFTING	YOUNGSTOWN	OH	44501
009841	NORTH FLORIDA,U OF	JACKSONVILLE	FL	32216
009863	LANCASTER GEN HOS SCH NUR	LANCASTER	PA	17603
009886	INTERNATIONAL BEAUTY COLLEGE	CHARLOTTESVILLE	VA	22901
009891	ALBERT LEA AREA VOCATIONAL-TECHNICAL INSTITUT	ALBERT LEA	MN	56007
009892	DULUTH BUSINESS UNIVERSITY	DULUTH	MN	55802
009896	OAKTON COMMUNITY COLLEGE	DES PLAINES	IL	60016
009902	SHERIDAN VOCATIONAL CENTER	HOLLYWOOD	FL	33021
009903	VANCE-GRANVL CMTY COLLEGE	HENDERSON	NC	27536
009908	PINEBROOK JUNIOR COLLEGE	COOPERSBURG	PA	18036
009910	BEAUFORT TECH COLLEGE	BEAUFORT	SC	29902
009912	VOLUNTEER ST CMTY COLLEGE	GALLATIN	TN	37066
009914	ROANE STATE CMTY COLLEGE	HARRIMAN	TN	37748
009917	IND VOC TECH C-CEN IND	INDIANAPOLIS	IN	46202
009926	IND VOC TECH C NORTHEAST	FORT WAYNE	IN	46805
009928	PIEDMONT VA CMTY COLLEGE	CHARLOTTESVL	VA	22901
009930	TEXAS PERMIAN BASIN,U OF	ODESSA	TX	79762
009932	TEXAS ST TECH SWEETWATER	SWEETWATER	TX	79556
009933	TEXAS ST TECH AMARILLO	AMARILLO	TX	79111
009935	DUNDALK CMTY COLLEGE	BALTIMORE	MD	21222
009936	MIDDLESEX CMTY COLLEGE	BEDFORD	MA	01730
009948	RENO JUNIOR COLLEGE OF BUSINESS	RENO	NV	89502
009960	CLOVER PARK VOCATIONAL-TECHNICAL INSTITUTE	TACOMA	WA	98499

INSTITUTIONS IN THE NLS-72 POSTSECONDARY SCHOOL TRANSCRIPT SURVEY
BY FICE CODE

PAGE 60

<u>FICE</u>	<u>SCHOOL</u>	<u>CITY</u>	<u>ST</u>	<u>ZIP</u>
009964	CENTRAL OKLAHOMA AREA VOC-TECH SCHOOL	DRUMRIGHT	OK	74030
009970	JEFFERSON CMTY COLLEGE	LOUISVILLE	KY	40202
009972	HARLAN STATE VOC-TECH SCHOOL	HARLAN	KY	40831
009975	NORTHWEST LOUISIANA VOCATIONAL-TECHNICAL SCH	MINDEN	LA	71055
009976	OUACHITA VOCATIONAL-TECHNICAL SCHOOL	MALVERN	AR	72104
009980	GEO C WALLACE ST CC-SELMA	SELMA	AL	36701
009982	MID-SOUTH BIBLE COLLEGE	MEMPHIS	TN	38112
009986	SETON HALL UNIVERSITY	SOUTH ORANGE	NJ	07079
009994	PASSAIC CO CMTY COLLEGE	PATERSON	NJ	07509
010006	JOHNSTOWN VOC	JOHNSTOWN	PA	15904
010013	CAL SCH PROF PSYC LOS ANG	LOS ANGELES	CA	90057
010014	GARRETT COMMUNITY COLLEGE	MCHENRY	MD	21541
010020	LEWIS AND CLARK CC	GODFREY	IL	62035
010021	THOMAS JEFF UNIVERSITY	PHILADELPHIA	PA	19107
010027	LIMA TECHNICAL COLLEGE	LIMA	OH	45804
010035	SOUTHERN COLLEGE	ORLANDO	FL	32807
010036	IND VOC TECH C ALL CAM	INDIANAPOLIS	IN	46206
010038	IND VOC TECH C-COLUMBUS	COLUMBUS	IN	47201
010045	COMMERCIAL COLLEGE OF MIDLAND	MIDLAND	TX	79703
010051	CUNY LA GUARDIA CC	LONG IS CY	NY	11101
010053	VOCATIONAL TECH	MUSKOGEE	OK	74401
010055	MEADVILLE VO TEC	MEADVILLE	PA	16335
010056	AIKEN TECHNICAL COLLEGE	AIKEN	SC	29801
010057	AMERICAN COMMERCIAL COLLEGE	ABILENE	TX	79602
010060	VERNON REG JUNIOR COLLEGE	VERNON	TX	76384
010061	COMMONWEALTH COLLEGE	VA BEACH	VA	23452
010064	DELTA SCHOOL OF COMMERCE	ALEXANDRIA	LA	71301
010070	CITY C CHGO OLIVE-HARVEY	CHICAGO	IL	60628
010076	COMPUTER PROCESSING INSTITUTE	EAST HARTFORD	CT	06108
010097	CUNY MEDGAR EVERS COLLEGE	BROOKLYN	NY	11225
010101	STEWART SCHOOL OF HAIRSTYLING	ABERDEEN	SD	57401
010104	SOUTHWESTERN INSTITUTE	PHOENIX	AZ	85028
010111	CERRO COSO CMTY COLLEGE	RIDGECREST	CA	93555
010113	TUCSON BEAUTY COLLEGE	TUCSON	AZ	85705
010114	PLATT COLLEGE	KANSAS CITY	MO	64111
010115	TEXAS SAN ANTONIO,U OF	SAN ANTONIO	TX	78285
010116	TEXAS INSTITUTE	DALLAS	TX	75235
010126	READING-MUHLENBERG AREA VOC-TECH SCHOOL	READING	PA	19604
010128	RHODE ISLAND TRADE SHOP SCHOOL	PROVIDENCE	RI	02903
010130	MISS WADES FASH COLLEGE	DALLAS	TX	75207
010131	TYLER COMMERCIAL COLLEGE	TYLER	TX	75702
010139	DEVRY INST OF TECHNOLOGY	IRVING	TX	75062
010142	TOURO COLLEGE	NEW YORK	NY	10036
010151	VINCENNES BEAUTY COLLEGE	VINCENNES	IN	47591
010154	NATIONAL INSTITUTE OF TECHNOLOGY	OKLAHOMA CITY	OK	73105
010155	ALLSTATE BUSINESS COLLEGE	DALLAS	TX	75201
010162	BURNSIDE-O T T AVIATION TRAINING CENTER	MIAMI	FL	33168
010163	W I T C O	INDIANAPOLIS	IN	46218
010166	BILLINGS VOCATIONAL TECHNICAL CENTER	BILLINGS	MT	59102
010176	WESTMORELAND COUNTY CC	YOUNGWOOD	PA	15697
010177	SCRANTON STATE GENERAL HOSP SCH OF X-RAY TECH	SCRANTON	PA	18501
010181	B O C E S	ALBANY	NY	12205

INSTITUTIONS IN THE NLS-72 POSTSECONDARY SCHOOL TRANSCRIPT SURVEY
BY FICE CODE

PAGE 61

<u>FICE</u>	<u>SCHOOL</u>	<u>CITY</u>	<u>ST</u>	<u>ZIP</u>
010193	HERZING INSTITUTES OF ALABAMA	BIRMINGHAM	AL	35205
010195	ART INST FT LAUDERDALE	FT LAUDERDALE	FL	33316
010197	STEWART SCHOOL OF HAIRSTYLING	OMAHA	NE	68132
010209	ARIZONA COLLEGE OF MEDICAL & DENTAL CAREERS	PHOENIX	AZ	85015
010222	BROWARD CMTY COLLEGE	FT LAUDERDALE	FL	33301
010225	MINNESOTA TECH C WASECA, U OF	WASECA	MN	56093
010238	MAINE ALL CAMPUSES,U OF	BANGOR	ME	04401
010256	BENEDICTINE COLLEGE	ATCHISON	KS	66002
010264	CECILS JUNIOR COLLEGE	ASHEVILLE	NC	28806
010267	TOMPKINS-CORTLAND CC	DRYDEN	NY	13053
010270	TUFTS UNIVERSITY	MEDFORD	MA	02155
010279	HICKEY SCHOOLS	SAINT LOUIS	MO	63117
010281	ALTOONA SCHOOL OF COMMERCE	ALTOONA	PA	16602
010285	VA HOSPITAL	BECKLEY	WV	25802
010286	SUNY EMPIRE STATE COLLEGE	SARATOGA SPG	NY	12866
010288	CUYAHOGA COMMUNITY COLLEGE--EASTERN CAMPUS	WARRENSVEL TWP	OH	44122
010297	BAY COLLEGE OF MARYLAND	BALTIMORE	MD	21201
010298	TEXAS A & M U AT GALVESTON	GALVESTON	TX	77553
010300	SOUTH DAKOTA ALL CAM, U OF	VERMILLION	SD	57069
010304	TEMPLE UNIVERSITY	PHILADELPHIA	PA	19122
010306	CENTRAL NEW ENG C TECH	WORCESTER	MA	01610
010310	AMERCN CHRST CLG	TULSA	OK	80829
010311	HARDING U MAIN CAM	SEARCY	AR	72143
010313	NEW MEXICO MAIN CAM, U OF	ALBUQUERQUE	NM	87131
010315	ARIZONA COLLEGE OF MED & DENTAL CAREERS	TUCSON	AZ	85716
010318	LINCOLN TECHNICAL INSTITUTE	DES MOINES	IA	50265
010319	BRYMAN MEDIX SCHOOL	BALTIMORE	MD	21204
010323	HANNAH E MULLINS SCHOOL OF PRACTICAL NURSING	SALEM	OH	44460
010326	HARRIMAN STATE AREA VOCATIONAL-TECHNICAL SCH	HARRIMAN	TN	37748
010327	CHAPMAN COURT REPORTING COLLEGE	FORT WORTH	TX	76108
010328	BAUDER FASHION COLLEGE	ARLINGTON	TX	76010
010334	SOUTHERN W VA CC CEN OFF	HOLDEN	WV	25625
010340	LOS MEDANOS COLLEGE	PITTSBURG	CA	94565
010345	CINCINNATI TECH COLLEGE	CINCINNATI	OH	45223
010356	UNITED ELECTRONICS INSTITUTE	CHARLESTON	WV	25304
010359	IOWA LAKES CC NORTH CTR	ESTHERVILLE	IA	51334
010362	CLARK CO CMTY COLLEGE	LAS VEGAS	NV	89030
010363	WESTERN NEV CMTY COLLEGE	CARSON CITY	NV	89701
010364	WHATCOM CMTY COLLEGE	BELLINGHAM	WA	98225
010366	TEXAS A&M U MAIN CAMPUS	COLLEGE STA	TX	77843
010367	MC KINLEY AIR TRANSPORT	CANTON	OH	44720
010373	ADELPHI BUSINESS SCHOOL	MINEOLA	NY	11501
010374	METROPOLITAN STATE U	SAINT PAUL	MN	55101
010375	HARBOR OCCUPATIONAL CENTER	WILMINGTON	CA	90744
010387	EL PASO CO CMTY COLLEGE	EL PASO	TX	79998
010391	SOUTH OKLA CTY JR COLLEGE	OKLAHOMA CITY	OK	73159
010392	LIBERTY BAPTIST COLLEGE	LYNCHBURG	VA	24506
010395	SAN DIEGO,UNIVERSITY OF	SAN DIEGO	CA	92110
010402	DAKOTA COUNTY AREA VOCATIONAL-TECHNICAL INST	ROSEMOUNT	MN	55068
010403	GLAMOUR CENTRAL BEAUTY ACADEMY	MINNEAPOLIS	MN	55418
010408	COOPER SCHOOL OF ART	CLEVELAND	OH	44115
010421	SAWYER COLLEGE OF BUSINESS	WESTWOOD	CA	90025

<u>FICE</u>	<u>SCHOOL</u>	<u>CITY</u>	<u>ST</u>	<u>ZIP</u>
010422	HOUSTON TRAINING CENTER	HOUSTON	TX	77081
010424	KAUFMAN BEAUTY SCHOOL	LEXINGTON	KY	40502
010429	ELECTRONIC INSTITUTE	KANSAS CITY	MO	64110
010434	RENTON VOCATIONAL-TECHNICAL INSTITUTE	RENTON	WA	98055
010438	HASKELL INDIAN JR COLLEGE	LAWRENCE	KS	66044
010439	SHELBY STATE CMTY COLLEGE	MEMPHIS	TN	38104
010442	OAKLAND COMMUNITY COLLEGE	BLOOMFLD HLS	MI	48013
010443	ABBOTT NORTHWESTERN HOSP SCH RADIOLOGIC TECHN	MINNEAPOLIS	MN	55407
010445	EAST LOS ANGELES OCCUPATIONAL CENTER	LOS ANGELES	CA	90033
010448	THOMAS	LOS ANGELES	CA	90043
010463	NATIONAL TECH SCH	LOS ANGELES	CA	90037
010465	WILFRED ACADEMY OF HAIR & BEAUTY CULTURE	SUCCASUNNA	NJ	07876
010478	BLANTONS JUNIOR COLLEGE	ASHEVILLE	NC	28801
010487	CARROLL CO AREA VOCATIONAL-TECHNICAL SCHOOL	CARROLLTON	GA	30117
010489	KENTUCKY JR C BUSINESS	LEXINGTON	KY	40576
010491	HENNEPIN TECHNICAL CENTERS	MINNEAPOLIS	MN	55427
010494	CENTRAL PA BUS SCH	SUMMERDALE	PA	17093
010505	ELECTRONIC COMPUTER PROGRAMMING INSTITUTE	OMAHA	NE	68102
010535	UNIVERSAL HEAVY CONSTRUCTION SCHOOLS	MIAMI	FL	33125
010537	CONTROL DATA INSTITUTE	CHICAGO	IL	60611
010538	S J HOSP & HEA C	SAN JOSE	CA	95112
010546	LAKE VOC-TECH	WHITE BEAR LAKE	MN	55110
010553	SAINT PAUL VOCATIONAL-TECHNICAL INST	SAINT PAUL	MN	55102
010559	CONTROL DATA INSTITUTE	CHICAGO	IL	60611
010570	YAKIMA BUSINESS COLLEGE	YAKIMA	WA	98902
010573	CHARLESTON JOB CORPS	CHARLESTON	WV	25301
010577	UNITED COLLEGE OF BUSINESS	HOLLYWOOD	CA	90028
010579	WEST VALLEY OCCUPATIONAL CENTER	WOODLAND HILLS	CA	91367
010580	ASHLAND BUSINESS COLLEGE	ASHLAND	KY	41101
010622	RON BAILIE SCHOOL OF BROADCAST	SEATTLE	WA	98109
010625	BOWLING GREEN BUS C	BOWLING GREEN	KY	42101
010626	DELTA SCHOOL OF BUSINESS	LAFAYETTE	LA	70506
010633	HOUSTON COMMUNITY COLLEGE	HOUSTON	TX	77007
010634	UNITED ELECTRONICS INSTITUTE	LITTLE ROCK	AR	72204
010643	NATIONAL SCHOOL OF HEALTH TECHNOLOGY	PHILADELPHIA	PA	19103
010645	PROSSER VOCATIONAL SCHOOL	NEW ALBANY	IN	47150
010652	PASCO-HERNANDO CC	DADE CITY	FL	33525
010663	WILMA BOYD CAREER SCHOOL	PITTSBURGH	PA	15219
010668	DALLAS BIBLE COLLEGE	DALLAS	TX	75228
010674	TEXAS TECH U HEALTH SCI CEN	LUBBOCK	TX	79430
010684	ERIE CC CITY CAMPUS	BUFFALO	NY	14203
010688	RAPPAHANNOCK COM COL	WARSAW	VA	22572
010689	K A W AREA VOC-TECH SCHOOL	TOPEKA	KS	66604
010695	LITCHFIELD BEAUT	LITCHFIELD	IL	62056
010698	BERNEL HAIRSTYLING COLLEGE	AMES	IA	50010
010700	JACKSON STATE AREA VOCATIONAL-TECHNICAL SCHO	JACKSON	TN	38301
010707	ESCONDIDO BUSINESS COLLEGE	ESCONDIDO	CA	92025
010717	GREAT PLAINS AREA VOCATIONAL-TECHNICAL SCHOOL	LAWTON	OK	73501
010727	DEVRY ED INST	EVANSTON	IL	60202
010730	JAN MAR BEAUTY ACADEMY	NEWPORT NEWS	VA	23606
010732	SAN JUAN BASIN AREA VOCATIONAL SCHOOL	CORTEZ	CO	81321
010736	MARION TECHNICAL COLLEGE	MARION	OH	43302

INSTITUTIONS IN THE NLS-72 POSTSECONDARY SCHOOL TRANSCRIPT SURVEY
BY FICE CODE

PAGE 63

<u>FICE</u>	<u>SCHOOL</u>	<u>CITY</u>	<u>ST</u>	<u>ZIP</u>
010741	MELLIES BEAUTY COLLEGE	FORT SMITH	AR	72901
010742	BERKELEY SCHOOL OF NURSING ARTS	SANTA MONICA	CA	90401
010749	MONTGOMERY BEAUTY SCHOOL	SILVER SPRING	MD	20901
010753	JOSEPH PATERNO COLLEGE OF BEAUTY CULTURE	DOVER	NJ	07801
010754	PILGRIM ST HOS NUR SC	WEST BRENTWOOD	NY	11717
010761	DALLAS INSTITUTE	DALLAS	TX	75227
010768	MARINELLO SCHOOL OF BEAUTY	MONTCLAIR	CA	91763
010771	GUPTON JONES COLLEGE OF MORTUARY SCIENCE	ATLANTA	GA	30354
010775	SAWYER SCHOOL	ANAHEIM	CA	92802
010779	CONNECTICUT SCHOOL OF BROADCASTING	STRATFORD	CT	06497
010783	PATRICIA STEVENS FASHION & BUSINESS COLLEGE	OMAHA	NE	68131
010808	STRATFORD WOMAN	ATLANTA	GA	30303
010809	RUSH UNIVERSITY	CHICAGO	IL	60612
010810	COMMERCIAL COLLEGE	SHREVEPORT	LA	71104
010813	AMERICAN ACADEMY-MC ALLISTER INST FUNERAL SER	NEW YORK	NY	10003
010814	PITTSBURGH INSTITUTE OF MORTUARY SCIENCE	PITTSBURGH	PA	15213
010818	AKRON WAYNE GEN-TECH C,U	ORRVILLE	OH	44667
010825	L A CO MED CENTER	LOS ANGELES	CA	90057
010826	THOMAS P HANEY AREA VOC-TECH CENTER	PANAMA CITY	FL	32401
010827	DAVID PRESSLEY SCHOOL OF COSMETOLOGY	ROYAL OAK	MI	48067
010834	METROPOLITAN MED CTR SCH OF RADIOLOGIC TECHN	MINNEAPOLIS	MN	55404
010836	PIVOT POINT BEAUTY CULTURE SCHOOL	CHICAGO	IL	60626
010846	UNITED ELECTRONICS INSTITUTE	BIRMINGHAM	AL	35233
010847	ARIZONA AUTOMOTIVE INSTITUTE	GLENDALE	AZ	85301
010851	CHUBB INSTITUTE FOR COMPUTER TECHNOLOGY	SHORT HILLS	NJ	07078
010859	BRYMAN SCHOOL	EAST BRUNSWICK	NJ	08816
010860	ALTOONA VOC-TECH	ALTOONA	PA	16603
010877	SOUTH BAY COLLEGE OF BUSINESS	HAWTHORNE	CA	90250
010879	RICHLAND CMTY COLLEGE	DECATUR	IL	62526
010881	STARK TECHNICAL COLLEGE	CANTON	OH	44720
010882	GATEWAY TECH INST CEN OFF	KENOSHA	WI	53141
010886	AMORE INSTITUTE OF HAIR DESIGN	WEST HAVEN	CT	06516
010896	C B M EDUCATION CENTER	BATON ROUGE	LA	70802
010903	MAISON DE PARIS BEAUTY COLLEGE	HADDONFIELD	NJ	08033
010904	MISERICORDIA HOSPITAL SCH OF RADIOLOGIC TECHN	BRONX	NY	10466
010906	CINCINNATI C MORTUARY SCI	CINCINNATI	OH	45206
010907	BUSINESS CAREERS INSTITUTE	GREENSBURG	PA	15601
010908	MEMORIAL HOSP NS SCL	JOHNSTOWN	PA	15905
010910	CASCADE COLLEGE OF COMMERCE	BELLINGHAM	WA	98225
010913	TRANS-AMERICAN SCHOOL OF BROADCASTING	WAUSAU	WI	54401
010932	ALBERT EINSTEIN MED CTR SCH RADIOLOGIC TECHN	PHILADELPHIA	PA	19141
010933	RICHARD & JOSEPHS ARTISTIC SCH OF HAIR DESIGN	TYLER	TX	75701
010936	RHODE ISLAND HOSP SCH OF RESPIRATORY THERAPY	PROVIDENCE	RI	02902
010949	ALBERT-BEATRICE SCHOOL OF BEAUTY CULTURE	NEW LONDON	CT	06320
010950	INDIANA VOC-TEC COLLEGE	FT WAYNE	IN	46805
010952	B O C E S ADULT EDUCATION CENTER	HEMPSTEAD	NY	11550
010953	CHESTER COUNTY VO TEC	COATESVILLE	PA	19320
010960	MANSFIELD BEAUTY ACADEMY	BOSTON	MA	02116
010961	TURTLE MTN CC	BELCOURT	ND	58316
010993	HOBART SCHOOL OF WELDING TECHNOLOGY	TROY	OH	45373
010996	WEST LOS ANGELES COLLEGE	CULVER CITY	CA	90230
011004	CAREERCO BUS IN	SYRACUSE	NY	13202

INSTITUTIONS IN THE NLS-72 POSTSECONDARY SCHOOL TRANSCRIPT SURVEY
BY FICE CODE

PAGE 64

<u>FICE</u>	<u>SCHOOL</u>	<u>CITY</u>	<u>ST</u>	<u>ZIP</u>
011011	INST AMERICAN INDIAN ARTS	SANTA FE	NM	87501
011017	MINNEAPOLIS DRAFTING SCHOOL	MINNEAPOLIS	MN	55407
011022	WEST VIRGINIA CAREER COLLEGE	WHEELING	WV	26003
011024	BRYMAN SCHOOL	SAN JOSE	CA	95128
011026	WARRENSBURG AREA VOCATIONAL-TECHNICAL SCHOOL	WARRENSBURG	MO	64093
011029	RED WING AREA VOCATIONAL-TECHNICAL INSTITUTE	RED WING	MN	55066
011030	MONROE BUSINESS INSTITUTE	BRONX	NY	10468
011046	CENTRAL OHIO TECHNICAL C	NEWARK	OH	43055
011098	FLINT J C	FLINT	MI	48502
011109	BRYMAN SCHOOL	CANOGA PARK	CA	91306
011112	FASH INST DESIGN & MERCH	LOS ANGELES	CA	90017
011113	MAHARISHI INTRNATL U	FAIRFIELD	IA	52556
011118	SAWYER BUSINESS COLLEGE	SAN DIEGO	CA	92115
011119	CLAIR MESA BEAUTY SCHOOL	SAN DIEGO	CA	92117
011123	BRYMAN SCHOOLS	TORRANCE	CA	90504
011126	GARCES COMMERCIAL COLLEGE	MIAMI	FL	33135
011138	PARAMEDICAL CAREER COLLEGE	BATON ROUGE	LA	70802
011142	SAWYER SCHOOL OF BUSINESS	DAYTON	OH	45459
011143	CAREER EDUCATIONAL INSTITUTE	PHILADELPHIA	PA	19107
011145	NORTH HARRIS CO COLLEGE	HOUSTON	TX	77073
011146	NEW SCHOOL OF MUSIC	PHILADELPHIA	PA	19103
011148	BRYMAN SCHOOL	PHOENIX	AZ	85006
011151	SAWYER SECRETARIAL C	INDIANAPOLIS	IN	46268
011158	SAINT VINCENT HOSPITAL SCHOOL OF ANESTHESIA	WORCESTER	MA	01610
011161	CORPUS CHRISTI STATE U	CORPUS CHRSTI	TX	78412
011163	TEXAS AT TYLER, U OF	TYLER	TX	75701
011174	MED & DENT OF NJ NEWARK,C	NEWARK	NJ	07103
011185	SOUTHWESTERN INDIAN POLYTECHNIC INSTITUTE	ALBUQUERQUE	NM	87114
011190	SAWYER SCHOOL OF BUSINESS	BUFFALO	NY	14209
011193	SAWYER SCHOOL OF BUSINESS	ROCHESTER	NY	14605
011194	STANLY TECHNICAL C	ALBEMARLE	NC	28001
011200	MODERN BUSINESS COLLEGE	KENNEWICK	WA	99336
011206	PIONEER AREA VOCATIONAL-TECHNICAL SCHOOL	PONCA CITY	OK	74601
011210	BUNKER HILL CMTY COLLEGE	BOSTON	MA	02129
011221	BRYMAN SCHOOL	CHICAGO	IL	60603
011235	EAST GRAND FORKS AREA VOC-TECH INSTITUTE	E GRAND FORKS	MN	56721
011245	WEST VIRGINIA SCH OSTEO MED	LEWISBURG	WV	24901
011246	DROOKS COLLEGE	LONG BEACH	CA	90804
011251	SACRAMENTO MEDICAL CENTER	SACRAMENTO	CA	95817
011269	GOOD SAMARITAN HOSP & MED CENTER SCH OF NRSG	PORTLAND	OR	97210
011282	OKLA C OSTEO MED AND SURG	TULSA	OK	74107
011283	ADMIRAL PERRY VO TECH SCH	EBENSBURG	PA	15931
011285	BROWARD CMTY COLLEGE	FT LAUDERDALE	FL	33301
011286	NAS, WHIDBEY ISLAND	OLK HARBOR	WA	98278
011315	SAINT LUKES HOSPITAL SCHOOL OF NURSING	CEDAR RAPIDS	IA	52402
011322	FRAMINGHAM UNION HOSPITAL SCHOOL OF NURSING	FRAMINGHAM	MA	01701
011328	PROVIDENCE HOSP	SOUTHFIELD	MI	48037
011337	WEST JERSEY HOSPITAL SCHOOL OF X-RAY TECHN	CAMDEN	NJ	08104
011343	MOUNT SAINT VINCENT, C OF	RIVERDALE	NY	10471
011378	MID-STATE TECHNICAL INSTITUTE	MARSHFIELD	WI	54449
011382	VA MED CENTER	WOOD	WI	53193
011387	DELAWARE S. ANTON-WILMINGTON	NEWARK	DE	19702

INSTITUTIONS IN THE NLS-72 POSTSECONDARY SCHOOL TRANSCRIPT SURVEY
BY FICE CODE

PAGE 65

<u>FICE</u>	<u>SCHOOL</u>	<u>CITY</u>	<u>ST</u>	<u>ZIP</u>
011395	LAWSON STATE CMTY COLLEGE	BIRMINGHAM	AL	35221
011433	SAINT MICHAELS MED CTR SCH OF RADIOLOGIC TECH	NEWARK	NJ	07102
011449	JANE ADDAMS SCHOOL OF PRACTICAL NURSING	CLEVELAND	OH	44115
011459	WISCONSIN SYS ALL INST, U OF	MADISON	WI	53706
011460	NATIONAL UNIVERSITY	SAN DIEGO	CA	92108
011462	ALASKA U ANCHORAGE CAMPUS	ANCHORAGE	AK	99504
011473	CROZER-CHESTER MED CTR SCH RADIOLOGIC TECHN	CHESTER	PA	19013
011491	NORTH VALLEY OCCUPATIONAL CENTER	MISSION HILLS	CA	91345
011496	BULLARD-HAVENS REGIONAL VOC-TECH SCHOOL	BRIDGEPORT	CT	06610
011510	BRYMAN SCHOOL	BROOKLINE	MA	02146
011513	WESTBROOK BTY CL	WYOMING	MI	49508
011516	MAYO MEDICAL SCHOOL	ROCHESTER	MN	55901
011526	ROSWELL PARK MED INST SCH OF ANESTHESIA	BUFFALO	NY	14203
011534	SAWYER COLLEGE OF BUSINESS	CLEVELAND	OH	44118
011542	MERCER COUNTY VO TECH	MERCER	PA	16137
011556	PRINCE WILLIAM ED ASSOC	MANASSAS	VA	22110
011572	COLORADO SCHOOL OF TRADES	DENVER	CO	80215
011576	SHEPARD-GILL SCHOOL OF PRACTICAL NURSING	BOSTON	MA	02116
011584	ST CHARLES HOSPITAL	TOLEDO	OH	43616
011587	MCCARRIE SCHOOLS	PHILADELPHIA	PA	19107
011591	THOMASON GENERAL HOSP	EL PASO	TX	79905
011592	ST. JOSEPHS SCH.OF MED.	HOUSTON	TX	77002
011598	ORANGE COUNTY BUSINESS COLLEGE	ANAHEIM	CA	92805
011607	COLUMBIA U ALL CAMPUSES	NEW YORK	NY	10027
011609	COLUMBIA U ALL CAMPUSES	NEW YORK	NY	10027
011618	TEXAS HEALTH SCI CEN HOUSTON, U	HOUSTON	TX	77025
011629	LEWIS HOTEL-MOTEL SCHOOL	WASHINGTON	DC	20037
011631	DEE & JAYS SCHOOL OF BEAUTY	BATON ROUGE	LA	70806
011649	LOUIOLA MARYMOUNT U	LOS ANGELES	CA	90045
011667	NORTHEAST TECHNICAL CC	NORFOLK	NE	68701
011672	MENDOCINO COLLEGE	UKIAH	CA	95482
011676	AMERICAN INSTITUTE OF APPLIED SCIENCE	SYRACUSE	NY	13203
011687	SAINT BARNABAS MED CTR SCHOOL OF PRAC NURSING	LIVINGSTON	NJ	07039
011697	VINAL REGIONAL VOCATIONAL-TECHNICAL SCHOOL	MIDDLETOWN	CT	06457
011703	PENTA COUNTY VOCATIONAL SCHOOL	PERRYSBURG	OH	43551
011708	CAPRICE BEAUTY ACADEMY	JERSEY CITY	NJ	07306
011711	HOUSTON CLEAR LAKE CITY,U	HOUSTON	TX	77058
011712	GEMOLOGICAL INSTITUTE OF AMERICA	SANTA MONICA	CA	90404
011714	MILLARD FILLMORE HOSPITAL SCH OF X-RAY TECHN	BUFFALO	NY	14209
011715	POTTSVILLE HOSPITAL SCHOOL OF NURSING	POTTSVILLE	PA	17901
011720	HOUSTON ALL CAMPUSES,U OF	HOUSTON	TX	77004
011724	CREATIVE SCHOOL OF HAIRDRESSING	MANCHESTER	CT	06040
011727	DELAWARE TECH & CC TERRY CAM	DOVER	DE	19901
011730	INDIAN VALLEY COLLEGES	NOVATO	CA	94947
011749	WOOD COUNTY VOC SCHOOL--PRACTICAL NURSE PROG	PARKERSBURG	WV	26101
011793	LOS ANG TR TECH COLLEGE	LOS ANGELES	CA	90015
011800	FREDERICKS BEAUTY COLLEGE	LIMA	OH	45801
011811	HEALTH OCCUP SCH	MADISONVILLE	KY	42431
011814	GATEWAY ELECTRONICS INSTITUTE	OMAHA	NE	68107
011820	SAN DIEGO MIRAMAR COLLEGE	SAN DIEGO	CA	92126
011824	INDIANHEAD TECHNICAL INSTITUTE	NEW RICHMOND	WI	54017
011825	OHIO STATE SCHOOL OF COSMETOLOGY	COLUMBUS	OH	43224

INSTITUTIONS IN THE NLS-72 POSTSECONDARY SCHOOL TRANSCRIPT SURVEY
BY FICE CODE

PAGE 66

<u>FICE</u>	<u>SCHOOL</u>	<u>CITY</u>	<u>ST</u>	<u>ZIP</u>
011830	BERK TRADE SCHOOL	BROOKLYN	NY	11217
011851	LOVING'S BEAUTY COLLEGE	OKLAHOMA CITY	OK	73111
011852	UNITED ELECTRONICS INSTITUTE	PORTLAND	OR	97203
011861	CHILDRENS HOSPITAL SCHOOL OF X-RAY TECHN	AKRON	OH	44308
011862	NORTHLAND PIONEER COLLEGE	HOLBROOK	AZ	86025
011882	BLAIR COLLEGE	DOWNEY	CA	90241
011896	ACADEMY OF BEAUTY CULTURE	BELLEVILLE	IL	62223
011905	AIRCO TECHNICAL INSTITUTE	BALTIMORE	MD	21224
011912	NEW YORK BUSINESS SCHOOL	NEW YORK	NY	10018
011914	MIDTOWN SCHOOL OF BUSINESS	NEW YORK	NY	10036
011916	DRAKE BUSINESS SCHOOL	FLUSHING	NY	11355
011917	DRAKE BUSINESS SCHOOL	NEW YORK	NY	10038
011930	ROXBURY COMMUNITY COLLEGE	ROXBURY	MA	02119
011932	SOUTHEASTERN BUSINESS COLLEGE	CHARLESTON	SC	29403
011939	PITTSBURGH BEAUTY ACADEMY	GREENSBURG	PA	15601
011950	CORCORAN SCHOOL OF ART	WASHINGTON	DC	20006
011960	IVY TECH.	RICHMOND	IN	47374
011963	DELTA SCHOOL OF BUSINESS	BATON ROUGE	LA	70805
011965	DRAUGHON BUSINESS COLLEGE	SHREVEPORT	LA	71101
011970	BENTON'S SCH HAI	FLORISSANT	MO	63033
011979	BLAKE BUSINESS SCHOOL	SMITHTOWN	NY	11787
011985	TAYLOR BUSINESS INSTITUTE	NEW YORK	NY	10019
011996	STENOTYPE INSTITUTE	NEW YORK	NY	10019
012002	BALLARD BEAUTY SCHOOL	SEATTLE	WA	98107
012003	WASHINGTON TECHNICAL INSTITUTE	SEATTLE	WA	98121
012004	MERRITT DAVIS BUSINESS COLLEGE	EUGENE	OR	97401
012011	JALMUD SEM OHOLEI TORAH	BROOKLYN	NY	11213
012012	WASHINGTON BUSINESS INSTITUTE	NEW YORK	NY	10003
012015	AUSTIN COMMUNITY COLLEGE	AUSTIN	TX	78768
012020	VICTORIA BEAUTY COLLEGE	VICTORIA	TX	77901
012027	GALEN COLLEGE OF MEDICAL & DENTAL ASSISTANTS	FRESNO	CA	93728
012030	BRYMAN SCHOOL	PORTLAND	OR	97201
012031	CHRISTIAN HERITAGE C	EL CAJON	CA	92021
012033	BOSSIER PARISH CC	BOSSIER CITY	LA	71111
012046	BOARDMAN BEAUTY ACADEMY	YOUNGSTOWN	OH	44512
012048	MCKEESPORT VO TECH.	MCKEESPORT	PA	15132
012050	ROSEDALE TECHNICAL INSTITUTE	PITTSBURGH	PA	15217
012056	GEM CITY COLLEGE	QUINCY	IL	62301
012059	TRINITY BIBLE INSTITUTE	ELLENDALE	ND	58436
012060	SACRAMENTO COLLEGE OF DENTAL & MEDICAL ASSTS	SACRAMENTO	CA	95814
012069	CAMDEN COUNTY COLLEGE	BLACKWOOD	NJ	08012
012071	ROCHESTER DENTAL ASSISTANTS SCHOOL	ROCHESTER	NY	14610
012072	LE PONTO'S HAIRSTYLING & BEAUTY CULTURE	SYRACUSE	NY	13204
012088	LOUISVILLE TECH INSTITUTE	LOUISVILLE	KY	40205
012092	AMERICAN BUSINESS & FASHION INSTITUTE	CHARLOTTE	NC	28205
012100	AUSTIN BEAUTY ACADEMY	AUSTIN	TX	78703
012103	CHATTAHOOCHEE VALLEY CC	PHENIX CITY	AL	36867
012105	GARLAND CO CMTY COLLEGE	HOT SPRINGS	AR	71901
012112	SC AT SUMTER,U OF	SUMTER	SC	29150
012116	WEST PALM BEACH JR COL	WEST PALM BEACH	FL	33461
012118	MONTGOMERY C ROCKVILLE	ROCKVILLE	MD	20850
012126	W W HOLDING TECH INST	RALEIGH	NC	27603

<u>FICE</u>	<u>SCHOOL</u>	<u>CITY</u>	<u>ST</u>	<u>ZIP</u>
012155	TAMPA COLLEGE	TAMPA	FL	33607
012159	MID-STATE TECHNICAL INSTITUTE	MARSHFIELD	WI	54449
012164	RIPLEY AREA VOCATIONAL-TECHNICAL SCHOOL	RIPLEY	TN	38063
012165	ATLANTA JUNIOR COLLEGE	ATLANTA	GA	30310
012168	ILLINOIS MASONIC MED CTR	CHICAGO	IL	60657
012193	TRINITY EVANGELCL DIV SCH	DEERFIELD	IL	60015
012259	BATES VOCATIONAL-TECHNICAL INSTITUTE	TACOMA	WA	98405
012262	NORTH AMERICAN TRAINING ACADEMY	NEWARK	DE	19713
012263	ATLANTIC VOCATIONAL CENTER	COCONUT CREEK	FL	33063
012267	R E T S TECH CENTER INC	DAYTON	OH	45459
012277	NEW YORK CHIROPRACTIC C	GLEN HEAD	NY	11545
012300	PALMER C OF CHIROPRACTIC	DAVENPORT	IA	52803
012305	BRIGHAM YOUNG U ALL CAM	PROVO	UT	84602
012308	AIR FORCE,CC OF THE	MONTGOMERY	AL	36112
012312	GRAND RAPIDS SCH BIBLE	GRAND RAPIDS	MI	49506
012315	CORNISH INSTITUTE	SEATTLE	WA	98102
012362	NORTHWESTERN BUSINESS COLLEGE	CHICAGO	IL	60641
012364	CATHOLIC MEDICAL CENTER SCHOOL OF NURSING	JAMAICA	NY	11432
012425	ACADEMY FOR BUSINESS CAREERS	NEW HAVEN	CT	06510
012427	ERIE CC SOUTH CAMPUS	ORCHARD PARK	NY	14127
012443	LEIMERT PARK BEAUTY COLLEGE	LOS ANGELES	CA	90008
012448	AMBASSADOR COLLEGE	PASADENA	CA	91129
012452	EVERGREEN VALLEY COLLEGE	SAN JOSE	CA	95135
012454	LIBERTY BIBLE COLLEGE	PENSACOLA	FL	32506
012461	CITTONE SCHOOL OF COURT REPORTING	EDISON	NJ	08817
012462	COURT REPORTERS SECRETARIAL INSTITUTE	HACKENSACK	NJ	07601
012470	BRYANT-STRATTON BUS INST	ROCHESTER	NY	14604
012477	PENNSYLVANIA INST TECH	UPPER DARBY	PA	19082
012500	RANKEN TECHNICAL INSTITUTE	SAINT LOUIS	MO	63113
012506	DANVILLE SCHOOL OF PRACTICAL NURSING	DANVILLE	KY	40422
012519	PLAZA BUSINESS SCHOOL	JACKSON HEIGHTS	NY	11372
012529	PENNCO TECH	BRISTOL	PA	19007
012550	LOS ANGELES MISSION C	SAN FERNANDO	CA	91340
012584	RAY VOGUE SCHOOLS OF DESIGN	CHICAGO	IL	60611
012586	METROPOLITAN TECHNICAL CC	OMAHA	NE	68103
012610	PIKEVILLE COLLEGE	PIKEVILLE	KY	41501
012627	THOMAS M COOLEY LAW SCH	LANSING	MI	48901
012630	LIFE BIBLE COLLEGE	LOS ANGELES	CA	90026
012631	SAN FERNANDO VALLEY C LAW	SEPULVEDA	CA	91343
012643	LOWELL,UNIVERSITY OF	LOWELL	MA	01854
012712	MILWAUKEE AREA TECH COLL	WEST ALLIS	WI	53214
012713	SAN JACINTO C NORTH CAM	HOUSTON	TX	77049
012717	TIDEWATER COMMUNITY COLLE	VIRGINIA BEACH	VA	23456
012721	ANN MAY SCH OF NURSING	NEPTUNE	NJ	07753
012748	SHAWNEE ST CMTY COLLEGE	PORTSMOUTH	OH	45662
012766	MISS GULF CST JEFF DAVIS	GULFPORT	MS	39501
012785	MC DONALD SCHOOL OF COSMETOLOGY	BELLINGHAM	WA	98225
012817	NEW JERSEY INST TECH	NEWARK	NJ	07102
012826	HOUSTON DOWNTOWN, U OF	HOUSTON	TX	77002
012843	WASHINGTON HOSPITAL CENTER SCHOOL OF NURSING	WASHINGTON	DC	20010
012877	KATHERINE GIBBS SCHOOL	NORWALK	CT	06851
012884	GRAFF AREA VOCATIONAL-TECHNICAL SCHOOL	SPRINGFIELD	MO	65802

INSTITUTIONS IN THE NLS-72 POSTSECONDARY SCHOOL TRANSCRIPT SURVEY
BY FICE CODE

PAGE 68

<u>FICE</u>	<u>SCHOOL</u>	<u>CITY</u>	<u>ST</u>	<u>ZIP</u>
012905	BECKLEY VOC SCH	BECKLEY	WV	25801
012920	ACADEMY OF SCIENTIFIC HAIR DESIGN	NEW ORLEANS	LA	70118
012930	CHARLES & SUE'S SCHOOL OF HAIR DESIG.N	BRYAN	TX	77801
012962	DELAWARE LAW SCH	WILMINGTON	DE	19803
013000	LAKE COUNTY AREA VOCATIONAL-TECHNICAL CENTER	EUSTIS	FL	32726
013007	NAZARENE BIBLE COLLEGE	COLORADO SPG	CO	80916
013022	CITY COLLEGE	SEATTLE	WA	98104
013051	MT. SINAI SCH OF MEDICINE	NEW YORK	NY	10029
013078	MONTEREY ACADEMY OF HAIR DESIGN	MONTEREY	CA	93940
013097	SALVATORES COLLEGE OF HAIR STYLING	SACRAMENTO	CA	95819
013106	CAL WESTERN SCHOOL OF LAW	SAN DIEGO	CA	92101
013109	CHABOT COLLEGE	HAYWARD	CA	94545
013121	SOLARI SCHOOL OF HAIR DESIGN	LYNN	MA	01900
013157	PONTIAC BUSINESS INSTITUTE	PONTIAC	MI	48058
013176	SOUTHERN ARK U EL DORADO BR	EL DORADO	AR	71730
013208	BAPTIST BIBLE COLLEGE	SPRINGFIELD	MO	65803
013214	MEMORIAL HOSPITAL OF ROXBOROUGH SCH OF NURSIN	PHILADELPHIA	PA	19128
013217	MELBOURN VOC SCH	MELBOURN	AR	72556
013231	HOUSTON VICTORIA CAMPUS,U	VICTORIA	TX	77901
029007	CENTRAL TECH C C AREA	GRAND ISLAND	NE	68801
029018	AMERICAN COLLEGE	BRYN MAWR	PA	19010
029019	LUTH BIBLE INST SEATTLE	ISSAQUAH	WA	98027
029028	WAYCROSS JUNIOR COLLEGE	WAYCROSS	GA	31501
029034	WATTERSON COLLEGE	LOUISVILLE	KY	40218
029037	DANIEL HALE WILLIAMS U	CHICAGO	IL	60644
029038	WESTERN ST U C LAW ALL CAM	FULLERTON	CA	92631
029046	PUGET SOUND C OF BIBLE	EDMONDS	WA	98020
029050	CITY C CHGO CITY-WIDE C	CHICAGO	IL	60601
029058	SHERMAN C STRAIGHT CHIRO	SPARTANBURG	SC	29304
029066	NORTH LAKE COLLEGE	IRVING	TX	75062
029079	SAINT JOSEPH'S C ALL CAM	BROOKLYN	NY	11205
029084	SOUTHERN CAL INST ARCH	SANTA MONICA	CA	90404
029086	KELLER GRAD SCHOOL MGMT	CHICAGO	IL	60606
029087	NORTERN NEW MEXICO C C	EL RITO	NM	87530
029100	DISTRICT OF COLUMBIA, U OF	WASHINGTON	DC	20008
029128	MISSION COLLEGE	SANTA CLARA	CA	95054
029136	SAN JACINTO C ALL CAM	PASADENA	TX	77505
029143	PHOENIX, UNIVERSITY OF	PHOENIX	AZ	85004
029144	CENTRAL CHRISTIAN C OF BIBLE	MOBERLY	MO	65270
029150	BROOKHAVEN COLLEGE	DALLAS	TX	75234
029153	HARRINGTON INSTITUTE	CHICAGO	IL	60605
029155	FLAMING RAINBOW U	TAHLEQUAH	OK	74464
029166	PUEBLO VOCATIONAL CC	PUEBLO	CO	81004
029208	HENDERSON CMTY COLLEGE	HENDERSON	KY	42420
029209	HOPKINSVILLE CMTY COLLEGE	HOPKINSVILLE	KY	42240
029215	PADUCAH COMMUNITY COLLEGE	PADUCAH	KY	42001
029216	PRESTONBURG CMTY COLLEGE	PRESTONBURG	KY	41653
029221	COLUMBIA COLLEGE	HOLLYWOOD	CA	90038
029246	CUYAMACA COLLEGE	EL CAJON	CA	92020
029248	ERIE CC ALL CAMPUS	WILLIAMSVILLE	NY	14221
029249	SUFFOLK CO CC ALL CAMPUS	SELDEN	NY	11784
029255	ADIO INST STRAIGHT CHIRO	LEVITTOWN	PA	19058

<u>FICE</u>	<u>SCHOOL</u>	<u>CITY</u>	<u>ST</u>	<u>ZIP</u>
029273	MERRIMACK VLY C	MANCHESTER	NH	03102
029280	INTERNATL BIBLE C	FLORENCE	AL	35630
100077	ZODIAC SCHOOL OF BEAUTY	BIRMINGHAM	AL	35200
100145	HUFFSTETLER BUSINESS COLLEGE	MOBILE	AL	36602
109047	CARVER STATE TECHNICAL COLLEGE	MOBILE	AL	36617
109056	TRENHOLM STATE TECHNICAL COLLEGE	MONTGOMERY	AL	36108
109068	WALKER COUNTY STATE TECHNICAL COLLEGE	SUMITON	AL	35148
111510	HUTCHISON CAREER CENTER	FAIRBANKS	AK	99701
120005	A B C TRADE SCHOOLS	TUCSON	AZ	85713
120009	MOUNTAIN STATES TECHNICAL INSTITUTE	GLENDALE	AZ	85301
120022	ARIZONA AUTOMOTIVE INSTITUTE	GLENDALE	AZ	85301
121564	CENTURY 21 SCHOOL OF REAL ESTATE	PHOENIX	AZ	85016
130058	OPPORTUNITIES INDUSTRIALIZATION CENTER	LITTLE ROCK	AR	72206
130071	JONES BEAUTY SCHOOL	CONWAY	AR	72032
130123	BROADWAY SCHOOL OF REAL ESTATE	LITTLE ROCK	AR	72202
131532	OZARKA VOCATIONAL-TECHNICAL SCHOOL	MELBOURNE	AR	72556
140011	ALLIED WELDING SCHOOL	BERKELEY	CA	94701
140036	BRYAN STENOTYPE SCHOOL	LOS ANGELES	CA	90057
140041	BRYMAN SCHOOL	LOS ANGELES	CA	90017
140076	CAREER TRAINING CENTER	WHITTIER	CA	90601
140149	GLEN FISHBACK SCHOOL OF PHOTOGRAPHY	SACRAMENTO	CA	95817
140214	KAY BROWN BEAUTY SCHOOL	LOS ANGELES	CA	90038
140294	NORTH PARK BEAUTY COLLEGE	SAN DIEGO	CA	92105
140300	OPPORTUNITIES INDUSTRIALIZATION CENTER	MENLO PARK	CA	94025
140335	RUDOLPH SCHAEFFER SCHOOL OF DESIGN	SAN FRANCISCO	CA	94110
140351	HILLCREST COLLEGE	SAN DIEGO	CA	92103
140375	VALLEY COMMERCIAL COLLEGE	MODESTO	CA	95354
140769	MARINELLO SCHOOL OF BEAUTY	WHITTIER	CA	90601
140806	CALIFORNIA COLLEGE OF COURT REPORTING	SAN FRANCISCO	CA	94105
140843	CRAWFORD NAUTICAL SCHOOL	SAN FRANCISCO	CA	94119
140853	CAREER & CRAFT SCHOOL	SANTA ANA	CA	92701
141025	LUMBLEAU REAL ESTATE SCHOOL	SANTA ANA	CA	92703
141097	PAGE BEAUTY SCHOOL	LANCASTER	CA	93534
141101	PARIS BEAUTY COLLEGE	CONCORD	CA	94524
141157	SAWYER COLLEGE OF BUSINESS	POMONA	CA	91766
141206	UNITED FLIGHT SERVICE	WATSONVILLE	CA	95076
141259	ATHENA BEAUTY COLLEGE	ALBANY	CA	94706
141305	LE PANTE BEAUTY COLLEGE	LA MIRADA	CA	90638
141334	SOUTHLAND COLLEGE OF MEDICAL & DENTAL ASSTS	MONTEBELLO	CA	90640
141539	CAROLINE LEONETTI LTD	HOLLYWOOD	CA	90028
141619	CASA LOMA COLLEGE	PACOIMA	CA	91342
141661	JOHN A O'CONNELL SCHOOL OF TECHNOLOGY	SAN FRANCISCO	CA	94110
141664	PROFESSIONAL BARTENDERS SCHOOL	SAN FRANCISCO	CA	94105
141828	ASSOCIATED TECHNICAL COLLEGE	LOS ANGELES	CA	90017
141884	EATON COLLEGE	SAN DIEGO	CA	92108
141929	FRESNO SCHOOL OF COURT REPORTING	FRESNO	CA	93701
141977	ACADEMY OF HI FASHION MODELING	ANAHIEM	CA	92805
142004	AMERICAN BARTENDERS SCHOOL	LOS ANGELES	CA	90010
143007	COLLEGE FOR RECORDING ARTS	SAN FRANCISCO	CA	94107
143048	CENTURY 21 REAL ESTATE ACADEMY	LONG BEACH	CA	90807
143128	JOHN ROBERT POWERS SCHOOL	CERRITOS	CA	90701
143295	PARAMEDICAL OCCUPATION CENTER	LOS ANGELES	CA	90018

<u>FICE</u>	<u>SCHOOL</u>	<u>CITY</u>	<u>ST</u>	<u>ZIP</u>
143298	PACIFIC CAREER COLLEGE	CAMARILLO	CA	93010
143380	BRANDONS PROFESSIONAL SCHOOLS	SAN FRANCISCO	CA	94103
143401	ANTHONY SCHOOLS OF SAN FRANCISCO	ORINDA	CA	94563
143421	GUITAR INSTITUTE OF TECHNOLOGY	HOLLYWOOD	CA	90018
143426	ANTHONY SCHOOLS OF SACRAMENTO INC	SACRAMENTO	CA	95815
143427	ANTHONY SCHOOL OF SALINAS & MONTERY PENNINSUL	PACIFIC GROVE	CA	93950
143455	ANTHONY SCHOOLS	BREA	CA	92621
143472	CASTLE AERO CLUB	MERCED	CA	95340
143480	OPPORTUNITIES INDUSTRIALIZATION CENTER	SAN FRANCISCO	CA	94102
143490	THOUSAND OAKS BEAUTY COLLEGE	THOUSAND OAKS	CA	91360
143526	SAN FRANCISCO COMMUNITY COLLEGE	SAN FRANCISCO	CA	94103
146040	DIABLO BEAUTY COLLEGE	CONCORD	CA	94520
146043	DENTAL TECHNOLOGY INSTITUTE	ORANGE	CA	92667
146086	LUMBLEAU REAL ESTATE SCHOOL	TORRANCE	CA	90505
146088	LUMBLEAU REAL ESTATE SCHOOL	SAN LUIS OBISPO	CA	93401
146100	LUMBLEAU REAL ESTATE SCHOOL	LOS ANGELES	CA	90024
146101	JOHN ROBERT POWERS MODELING SCHOOL	SAN JOSE	CA	95128
146202	JOHN ROBERT POWERS MODELING SCHOOL	RIVERSIDE	CA	92506
146244	BARBIZON SCHOOL OF MODELING	SAN FRANCISCO	CA	94108
146322	BARBIZON SCHOOL OF MODELING	SAN DIEGO	CA	92110
149504	WOODRUFF REGIONAL OCCUPATIONAL CENTER	STOCKTON	CA	95203
151016	DESIGN FLORAL SCHOOL	DENVER	CO	80212
151018	DENVER INSTITUTE OF TECHNOLOGY	DENVER	CO	80221
151041	EMILY GRIFFITH OPPORTUNITY SCHOOL	DENVER	CO	80204
151544	REAL ESTATE TRAINING CENTER OF COLORADO	WHEATRIDGE	CO	80033
154003	AURORA BEAUTY COLLEGE	AURORA	CO	80010
154004	LAVONNES ACADEMY OF BEAUTY	THORNTON	CO	80229
155027	LOWRY AIR FORCE BASE AERO CLUB	DENVER	CO	80230
156001	COLORADO SCHOOL OF TRADES	DENVER	CO	80215
159502	ARAPAHOE/DOUGLAS AREA VOC CENTER	ENGLEWOOD	CO	80110
160092	SAINT FRANCIS HOSPITAL SCHOOL OF NURSING	HARTFORD	CT	06103
160121	COUNTY SCHOOLS	BRIDGEPORT	CT	06606
161534	INSTITUTE OF CHILDREN'S LITERATURE	REDDING RIDGE	CT	06876
169017	WILCOX REGIONAL VOCATIONAL-TECHNICAL SCHOOL	MERIDEN	CT	06450
180077	NATIONAL RADIO INSTITUTE	WASHINGTON	DC	20016
182222	D C SKILLS CENTER	WASHINGTON	DC	20002
188538	OPPORTUNITIES INDUSTRIALIZATION CENTER	WASHINGTON	DC	20001
190025	SHEFFIELD SCHOOL OF AERONAUTICS	MIAMI	FL	33166
190041	BROWN INSTITUTE	FORT LAUDERDALE	FL	33334
190042	LAKELAND BEAUTY COLLEGE	LAKELAND	FL	33801
190050	SUNCOAST BEAUTY SCHOOL	CLEARWATER	FL	33515
190052	GULF COAST ACADEMY OF HAIR DESIGN	PANAMA CITY	FL	32401
190053	AMERICAN MOTORCYCLE INSTITUTE	DAYTONA BEACH	FL	32014
190059	ORLANDO BARBER COLLEGE	ORLANDO	FL	32805
190060	UNIVERSITY OF PALM BEACH	WEST PALM BEACH	FL	33402
190082	DATA PROCESSING INSTITUTE	ORLANDO	FL	32805
190089	WALKER BEAUTY ACADEMY	PENSACOLA	FL	32505
190096	POWELLS BEAUTY SCHOOL	GAINESVILLE	FL	32601
190102	WHITAKER'S BEAUTY ACADEMY	BARTOW	FL	33830
190154	RINGLING SCHOOL OF ART	SARASOTA	FL	33580
190160	MARTA MEIRA SCHOOL OF MODELING	MIAMI	FL	33131
190240	SOUTH FLORIDA TECHNICAL INSTITUTE	FORT LAUDERDALE	FL	33311

<u>FICE</u>	<u>SCHOOL</u>	<u>CITY</u>	<u>ST</u>	<u>ZIP</u>
191501	MILTON T AVIATION	MILTON	FL	32433
191516	SAINT PETERSBURG VOCATIONAL INSTITUTE	SAINT PETERSBRG	FL	33711
191553	POLK VOCATIONAL-TECHNICAL CENTER	EATON PARK	FL	33840
191575	AMERICAN MOTORCYCLE MECHANICS SCHOOL	MIAMI	FL	33167
191767	TAMPA BAY VOC-TECH CENTER	TAMPA	FL	33610
199001	SAINT AUGUSTINE TECHNICAL CENTER	SAINT AUGUSTINE	FL	32084
199002	LINDSEY HOPKINS EDUCATIONAL CENTER	MIAMI	FL	33132
199009	GEORGE STONE VOCATIONAL-TECHNICAL CENTER	PENSACOLA	FL	32501
199010	WITHLACOOCHEE VOCATIONAL-TECHNICAL CENTER	INVERNESS	FL	32650
199011	THOMAS P HANEY AREA VOC-TECH CENTER	PANAMA CITY	FL	32401
199013	LAKE COUNTY AREA VOCATIONAL-TECHNICAL CENTER	EUSTIS	FL	32726
199016	TAYLOR COUNTY VOCATIONAL-TECHNICAL CENTER	PERRY	FL	32347
199020	MID-FLORIDA TECHNICAL INSTITUTE	ORLANDO	FL	32809
200027	BRUNSWICK BEAUTY COLLEGE	BRUNSWICK	GA	31520
200031	COLUMBUS BEAUTY SCHOOL	COLUMBUS	GA	31904
200145	PARALEGAL INSTITUTE	ATLANTA	GA	30324
200247	MEMORIAL HOSPITAL SCHOOL OF X-RAY TECHNOLOGY	WAYCROSS	GA	31501
200250	MACKAY COLLEGE OF BEAUTY CULTURE	HARTWELL	GA	30643
201563	PATRICIA STEVENS CAREER COL & FINISHING SCHOO	ATLANTA	GA	30305
201578	ACCELERATED LEARNING SYSTEMS	ATLANTA	GA	30319
209004	COLUMBUS AREA VOCATIONAL-TECHNICAL SCHOOL	COLUMBUS	GA	31904
209005	DE KALB AREA VOC-TECH SCHOOL	CLARKSTON	GA	30021
211526	HAWAII SCHOOL OF BUSINESS	HONOLULU	HI	96817
216004	ELECTRONIC INSTITUTE	HONOLULU	HI	96813
226007	LYLES SALON & SCHOOL OF HAIR DESIGN	COEUR D'ALENE	ID	83814
230079	GREER TECHNICAL INSTITUTE	CHICAGO	IL	60656
230094	INSURANCE SCHOOL OF CHICAGO	CHICAGO	IL	60604
230098	JOSEPHS SCHOOL OF HAIR FASHIONS	GRANITE CITY	IL	62040
230125	M S T A LEARNING CENTERS	CHICAGO	IL	60605
230139	REAL ESTATE SCHOOL OF ILLINOIS	CHICAGO	IL	60602
230154	SAINT JOHNS HOSPITAL SCHOOL OF NURSING	SPRINGFIELD	IL	62701
230156	SAINT JOSEPH HOSPITAL SCHOOL OF X-RAY TECHN	CHICAGO	IL	60657
230182	WEST SUBURBAN HOSPITAL SCHOOL OF NURSING	OAK PARK	IL	60302
230187	ADVANCE SCHOOLS INC	CHICAGO	IL	60631
230203	HARDIN BUSINESS COLLEGE	JACKSONVILLE	IL	62650
230250	MARION COLLEGE OF BEAUTY CULTURE	MARION	IL	62959
230255	ADVANCED TRAFFIC C OF	CHICAGO	IL	60602
230283	AMERICAN MOTORCYCLE MECHANICS SCHOOL	CHICAGO	IL	60657
230287	BARBIZON SCHOOL OF MODELING	CHICAGO	IL	60611
230325	REUS REAL ESTATE SCHOOL	SOUTH HOLLAND	IL	60473
231607	CHICAGO BUSINESS ACADEMY	CHICAGO	IL	60604
231613	DE MOON REAL ESTATE SCHOOL	CHICAGO	IL	60635
231673	WILTON SCHOOL OF CAKE DECORATING	CHICAGO	IL	60643
232450	TAYLOR BUSINESS INSTITUTE	CHICAGO	IL	60601
236024	JERI JONES BEAUTY SCHOOL	CALUMET CITY	IL	60409
236030	FOX SECRETARIAL COLLEGE	CHICAGO	IL	60642
236047	MARION ADULT EDUCATION AND CAREER TRNG CENTER	CHICAGO	IL	60612
239013	WASHBURNE TRADE SCHOOL	CHICAGO	IL	60623
240302	HOUSE OF JAMES BEAUTY COLLEGE	INDIANAPOLIS	IN	46224
240652	NATIONAL BARBER SCHOOL	INDIANAPOLIS	IN	46225
241506	I T T TECHNICAL INSTITUTE	FORT WAYNE	IN	46808
241522	HAMMOND JUNIOR COLLEGE	HAMMOND	IN	46320

173

<u>FICE</u>	<u>SCHOOL</u>	<u>CITY</u>	<u>ST</u>	<u>ZIP</u>
241575	BARTHOLOMEW CONSOLIDATED SCHOOL CORP	COLUMBUS	IN	47201
241576	J EVERETT LIGHT CAREER CENTER	INDIANAPOLIS	IN	46240
241584	WISHARD MEMORIAL HOSPITAL SCH OF NURSING	INDIANAPOLIS	IN	46202
246013	PARISAN BEAUTY SCHOOL	FORT WAYNE	IN	46802
250111	SHARON DORAN'S ACADEMY OF SCIENCE & HAIRDESIG	IOWA CITY	IA	52240
256017	REISCH WORLD WIDE COLLEGE OF AUCTIONEERING IN	MASON CITY	IA	50401
261507	FLORAL TECHNOLOGY AND DESIGN	SHAWNEE	KS	66026
270015	HAZARD BEAUTY COLLEGE	HAZARD	KY	41701
270047	TRI-CITY BARBER COLLEGE	LOUISVILLE	KY	40217
270080	LOUISVILLE COLLEGE OF MEDICAL/DENTAL CAREERS	LOUISVILLE	KY	40216
279007	JEFFERSON STATE VOC-TECH SCHOOL	LOUISVILLE	KY	40203
279011	SOMERSET STATE VOC-TECH SCHOOL	SOMERSET	KY	42501
280001	DELTA SCHOOL OF COMMERCE	ALEXANDRIA	LA	71301
280013	COMMERCIAL COLLEGE	SHREVEPORT	LA	71104
280062	AUDUBON COMMERCIAL COLLEGE	NEW ORLEANS	LA	70130
280101	VERA-NELL BEAUTY SCHOOL	SHREVEPORT	LA	71104
280132	TOURO INFIRMARY SCH OF RESPIRATORY THERAPY	NEW ORLEANS	LA	70115
280139	METHODIST HOSP SCH OF RADIOLOGIC TECH	NEW ORLEANS	LA	70127
286012	E.D P I COMPUTER TRAINING SCHOOL	METAIRIE	LA	70002
286037	SOULE COLLEGE	NEW ORLEANS	LA	70130
289001	ALEXANDRIA TRADE SCHOOL	ALEXANDRIA	LA	71301
289003	MITCHELL VOCATIONAL-TECHNICAL SCHCOL	LAFAYETTE	LA	70501
289015	JEFFERSON PARISH VOCATIONAL-TECHNICAL SCHOOL	METAIRIE	LA	70001
290008	MANSFIELD BEAUTY ACADEMY	PORTLAND	ME	04111
300078	DATA PROCESSING INSTITUTE	BALTIMORE	MD	21202
300181	POTOMAC HORSE CENTER	GAITHERSBURG	MD	20760
301503	HARRY LUNDEBERG SCHOOL OF SEAMANSHIP	PINEY POINT	MD	20674
301528	PENINSULA GENERAL HOSP SCH OF X-RAY TECHN	SALISBURY	MD	21801
301653	AARONS BEAUTY ACADEMY	WALDORF	MD	20601
306001	WASHINGTON BUSINESS SCHOOL	FALLS CHURCH	VA	22047
310085	EAST COAST AERO TECHNICAL SCHOOL	LEXINGTON	MA	02173
310104	COMERFORD FLIGHT SCHOOL	BEDFORD	MA	01730
310142	LA BARON HAIRDRESSING ACADEMY	BROCKTON	MA	02400
310210	NEW ENGLAND SCHOOL OF ACCOUNTING	WORCESTER	MA	01609
310222	NORTH BENNET STREET INDUSTRIAL SCHOOL	BOSTON	MA	02113
310244	RITNERS SCHOOL OF FLORAL DESIGN	BOSTON	MA	02115
310245	ROBERT RICHARD BEAUTY ACADEMY	WALTHAM	MA	02154
310301	WORCHESTER VOCATIONAL TECHNICAL HIGH SCHOOL	WORCESTER	MA	01608
310600	LEE INSTITUTE OF REAL ESTATE	BROOKLINE	MA	02139
311511	BRISTOL-PLYMOUTH REGIONAL VOC-TECH HIGH SCHOO	TAUNTON	MA	02780
311594	SCHOOL OF PROFESSIONAL DRAFTING	WELLESLEY	MA	02181
316005	BOSTON BUSINESS SCHOOL	BOSTON	MA	02215
316010	BUSINESS EDUCATIONAL INSTITUTE	W SPRINGFIELD	MA	02215
316029	NEW ENGLAND SCHOOL OF PHOTOGRAPHY	BOSTON	MA	02215
319017	NORTHEAST METRO REGIONAL VOCATIONAL SCHOOL	WAKEFIELD	MA	01880
320016	AMERICANA INSTITUTE OF BUSINESS	DETROIT	MI	48220
320034	CITY BARBER COLLEGE	EAST DETROIT	MI	48226
320066	HOLLOWAYS REAL ESTATE INSTITUTE	BATTLE CREEK	MI	49015
320072	GRAND RAPIDS ACADEMY	GRAND RAPIDS	MI	49503
320092	MICHIGAN PARAPROFESSIONAL TRAINING INSTITUTE	SOUTHFIELD	MI	48075
320127	SHARP REAL ESTATE TRAINING	SAGINAW	MI	48603
320146	CARNECIE INSTITUTE OF DETROIT	TROY	MI	48044

<u>FICE</u>	<u>SCHOOL</u>	<u>CITY</u>	<u>ST</u>	<u>ZIP</u>
320222	UPPER PENINSULA BEAUTY ACADEMY	MARQUETTE	MI	49855
320237	HALLMARK BUSINESS MACHINES INSTITUTE	DETROIT	MI	48235
320256	SAINT MARYS HOSPITAL SCHOOL OF X-RAY TECHN	LIVONIA	MI	48154
320260	BRANCH COUNTY AVIATION INC	COLDWATER	MI	49036
320301	SISTER LAKES BEAUTY ACADEMY	SISTER LAKES	MI	49047
320348	MICHIGAN REAL ESTATE ACADEMY	MOUNT CLEMENS	MI	48043
320498	AUTOMATION ACADEMY INC	DETROIT	MI	48243
321545	ROSS LEARNING	DETROIT	MI	48203
321556	CAMBRIDGE BUSINESS SCHOOL	DETROIT	MI	48226
321578	PONTIAC BUSINESS INSTITUTE ROYAL OAKS	ROYAL OAK	MI	48067
321608	CALHOUN SCHOOL OF AVIATION	TECUMSEH	MI	49286
321641	AERO MECHANICS SCHOOL	DETROIT	MI	48234
321545	BAYSHIRE ACADEMY OF BEAUTY CRAFT	BAY CITY	MI	48706
321648	RUSSELL SCHOOL	SOUTHFIELD	MI	48075
321650	JOAN JEWETT CAREER SCHOOL	LANSING	MI	48910
326022	MIDDLETON REAL ESTATE TRAINING CENTER	SOUTHFIELD	MI	48076
329003	BAY CITY PRACTICAL NURSING CENTER	ESSEXVILLE	MI	48732
330058	HUMBOLDT INSTITUTENICAL INSTITUTE	MINNEAPOLIS	MN	55404
330073	MAXIMS COLLEGE OF BEAUTY CULTURE	MINNEAPOLIS	MN	55402
330144	SAINT PAUL BARBER SCHOOL	SAINT PAUL	MN	55102
331550	SAINT PAUL RAMSEY HOSP SCH OF NURSE ANESTHESI	SAINT PAUL	MN	55101
331558	NINE ONE SIX AREA VOC-TECH INST	SAINT PAUL	MN	55110
331573	MINNEAPOLIS AREA VOCATIONAL-TECHNICAL INST	MINNEAPOLIS	MN	55408
331605	JOHN ROBERT POWERS MODELING CAREER SCHOOL	MINNEAPOLIS	MN	55416
339010	ANOKA-HENNEPIN AREA VOCATIONAL-TECHNICAL INST	ANOKA	MN	55303
339016	DAKOTA COUNTY AREA VOCATIONAL-TECHNICAL INST	ROSEMOUNT	MN	55068
339020	HENNEPIN TECHNICAL CENTERS	MINNEAPOLIS	MN	55427
340003	MID-SOUTH BARBER COLLEGE	JACKSON	MS	39203
340010	DRAUGHON BUSINESS COLLEGE	JACKSON	MS	39205
340051	FOSTERS COSMETOLOGY & BARBER COLLEGE	RIELEY	MS	38663
340053	BEAUTY CENTRE SCHOOL	MEKIDIAN	MS	39301
350060	WATER & WASTEWATER TECHNICAL SCHOOL	NEOSHO	MO	64850
350097	KANSAS CITY SCHOOL OF WATCHMAKING	KANSAS CITY	MO	64111
350108	BAPTIST MEMORIAL HOSP SCH OF RADIOLOGIC TECHN	KANSAS CITY	MO	64131
351538	WARRENSBURG AREA VOCATIONAL-TECHNICAL SCHOOL	WARRENSBURG	MO	64093
351546	TRI COUNTY SCHOOL OF COSMETOLOGY	LEXINGTON	MO	64067
351639	KANSAS CITY DIESEL DRIVERS SCHOOL	GRANDVIEW	MO	64030
351660	TERRYS SCHOOL OF HAIR FASHION	KANSAS CITY	MO	64118
356028	JACKSON WELDING SCHOOL	SAINT LOUIS	MO	63116
359019	FRANKLIN TECHNICAL SCHOOL	JOPLIN	MO	64801
360027	MODERN BEAUTY SCHOOL	MISSOULA	MT	59801
370026	OMAHA COLLEGE OF HEALTH CAREERS	OMAHA	NE	68131
376030	STUDIO ACADEMY OF ADVERTISING ART & DESIGN	OMAHA	NE	68131
378549	OPPORTUNITIES INDUSTRIALIZATION CENTER	OMAHA	NE	68110
380013	WALKERS ACADEMY OF DEALING	LAS VEGAS	NV	89121
381527	NORTHERN NEVADA REAL ESTATE	RENO	NV	89502
399002	NEW HAMPSHIRE HOSPITAL SCHOOL OF NURSING	CONCORD	NH	03301
400007	DUCRET SCHOOL OF ARTS	PLAINFIELD	NJ	07060
400011	L'ONS INSTITUTE	HACKENSACK	NJ	07601
400031	METROPOLITAN TECHNICAL INSTITUTE	SADDLE BROOK	NJ	07662
400058	DRAKE COLLEGE OF BUSINESS	NEWARK	NJ	07102
400067	ELECTRONIC COMPUTER PROGRAMMING INSTITUTE	PATERSON	NJ	07505

<u>FICE</u>	<u>SCHOOL</u>	<u>CITY</u>	<u>ST</u>	<u>ZIP</u>
400091	ROBERTS WALSH BUSINESS SCHOOL	UNION	NJ	07083
400094	SAWYER SCHOOL OF BUSINESS	ELIZABETH	NJ	07208
400112	FLEUR-DE-LIS BEAUTY ACADEMY	BERGENFIELD	NJ	07621
400274	ESSEX COUNTY TECHNICAL CAREER CENTER	NEWARK	NJ	07103
401508	ESSEX COUNTY ADULT TECHNICAL SCHOOL	NEWARK	NJ	07107
401515	MERCER COUNTY VOCATIONAL SCHOOL	TRENTON	NJ	08690
401518	MONMOUTH COUNTY VOCATIONAL SCHOOL	MARLBORO	NJ	07746
401592	CUMBERLAND COUNTY AREA VOC-TECH SCHOOL	BRIDGETON	NJ	08302
401593	MIDDLESEX COUNTY AREA VOC-TECH SCHOOL	EAST BRUNSWICK	NJ	08816
401594	PASSAIC COUNTY AREA VOC-TECH SCHOOL	WAYNE	NJ	07470
401603	PROFESSIONAL SCHOOL OF BUSINESS	UNION	NJ	07083
401619	NEWARK SCHOOL OF FINE & INDUSTRIAL ARTS	NEWARK	NJ	07102
401738	R E T S ELECTRONIC SCHOOL	NUTLEY	NJ	07110
409018	NEWARK SKILLS CENTER	NEWARK	NJ	07104
411508	NEW MEXICO INSTITUTE OF REAL ESTATE	ALBUQUERQUE	NM	87106
411521	OPPORTUNITIES INDUSTRIALIZATION CENTER	ALBUQUERQUE	NM	87102
419004	NORTHERN NEW MEXICO COMM COLLEGE	ESPANOLA	NM	87532
420061	ULTISSIMA BEAUTY INSTITUTE	BABYLON	NY	11703
420127	CALEDONIA HOSP SCH OF PRACTICAL NURSING	BROOKLYN	NY	11226
420179	WILFRED ACADEMY OF HAIR & BEAUTY CULTURE	SELDEN	NY	11784
420320	ISABELLA G HART SCH OF PRAC NURS	ROCHESTER	NY	14621
420384	MANDL SCHOOL FOR MEDICAL & DENTAL ASSISTANTS	NEW YORK	NY	10019
420386	MANHATTAN SCHOOL OF PRINTING	NEW YORK	NY	10007
420637	PETER PICCOLO SCHOOL OF HAIR DESIGN	BUFFALO	NY	14203
420657	US PUBLIC HEALTH SERVICE SCH--PHYSICIAN'S ASS	STATEN ISLAND	NY	10304
420676	TECHNICAL CAREER INSTITUTES	NEW YORK	NY	10001
420719	ULTISSIMA BEAUTY INSTITUTE	NEW YORK	NY	10001
420788	GRUMMAN DATA SYSTEMS INSTITUTE	WOODBURY	NY	11797
420896	MASTERS DRIVING SCHOOL	NIAGARA FALLS	NY	14301
420907	NEW YORK INSTITUTE OF FINANCE	NEW YORK	NY	10005
421519	ART STUDENTS LEAGUE OF NEW YORK	NEW YORK	NY	10019
421533	BERGHOF HERBERT STUDIO	NEW YORK	NY	10014
421539	B O C E S ADULT EDUCATION CENTER	HEMPSTEAD	NY	11550
421552	BROOKLYN TRAINING CENTER	BROOKLYN	NY	11201
421692	STENOTYPE ACADEMY	NEW YORK	NY	10007
421706	OPPORTUNITIES INDUSTRIALIZATION CENTER	NEW YORK	NY	10009
421731	ALBANY OCCUPATIONAL CENTER--PRACTICAL NURSING	ALBANY	NY	12208
421753	AMERICAN INSTITUTE OF APPLIED SCIENCE	SYRACUSE	NY	13203
422821	POHS INSTITUTE	HICKSVILLE	NY	11802
429024	UTICA FREE ACADEMY	UTICA	NY	13501
430042	CAROLINA SCHOOL OF BROADCASTING	CHARLOTTE	NC	28207
430045	CATAWBA MEMORIAL HOSP SCHOOL OF X-RAY TECHN	HICKORY	NC	28601
430061	DAVIS HOSPITAL SCHOOL OF NURSING	STATESVILLE	NC	28677
430097	HARRIS BARBER COLLEGE	RALEIGH	NC	27601
430100	MOSES H CONE MEMORIAL HOSP SCH OF RAD TECHN	GREENSBORO	NC	27420
431509	CHARLOTTE TRUCK DRIVER TRAINING SCHOOL	HARRISBURG	NC	28075
431522	LAFAYETTE COLLEGE	FAYETTEVILLE	NC	28301
436018	RICHARD BEAUTY SCHOOL	ROCKY MOUNT	NC	27801
437044	GATE CITY BEAUTY COLLEGE	GREENSBORO	NC	27405
450054	AULTMAN HOSPITAL SCHOOL OF RADIOLOGIC TECHN	CANTON	OH	44710
450060	MERCY SCHOOL OF NURSING	CANTON	OH	44708
450134	NEW YORK TECHNICAL INSTITUTE	CINCINNATI	OH	45202

INSTITUTIONS IN THE NLS-72 POSTSECONDARY SCHOOL TRANSCRIPT SURVEY
BY FICE CODE

PAGE 75

<u>FICE</u>	<u>SCHOOL</u>	<u>CITY</u>	<u>ST</u>	<u>ZIP</u>
450211	INTERNATIONAL SCHOOL OF BEAUTY CULTURE	CLEVELAND	OH	44124
450219	LINCOLN WELDING SCHOOL	CLEVELAND	OH	44117
450222	M T I BUSINESS SCHOOLS	CLEVELAND	OH	44113
450348	UNITED ELECTRONICS INSTITUTE	CUYAHOGA FALLS	OH	44221
450474	TOLEDO MEDICAL EDUCATIONAL CENTER	TOLEDO	OH	43614
450616	NATIONAL SCHOOL OF MEAT CUTTING	TOLEDO	OH	43604
450682	VICTOR GEORGE BEAUTY ACADEMY	YOUNGSTOWN	OH	44503
450702	BUCKEYE STATE COLLEGE OF BUSINESS	AKRON	OH	44312
451635	DAVID CURTIS SCHOOL OF FLORAL DESIGN	DAYTON	OH	45420
451641	OHIO SCHOOL OF BROADCAST TECHNIQUE	CLEVELAND	OH	44115
451643	PERSONALIZED KEYPUNCH SCHOOL	CLEVELAND	OH	44119
451724	CINCINNATI PRIVATE POLICE TRAINING SCHOOLS	CINCINNATI	OH	45202
456016	GLAMOUR SCHOOL OF CHARM	DAYTON	OH	45402
456024	ACADEMY OF COURT REPORTING	CLEVELAND	OH	44114
456028	NORMA SHARKEY AGENCY	DAYTON	OH	45402
458010	CUYAHOGA COMMUNITY COLLEGE--METRO CAMPUS	CLEVELAND	OH	44115
458521	OPPORTUNITIES INDUSTRIALIZATION CENTER	DAYTON	OH	45417
459062	EUCLID SCHOOL OF PRACTICAL NURSING	EUCLID	OH	44123
459105	WILLOUGHBY-EAST LAKE SCH OF PRAC NURSING	WILLOUGHBY	OH	44094
459140	LAKEWOOD SCHOOL OF PRACTICAL NURSING	LAKEWOOD	OH	44107
459145	PARMA SCHOOL OF PRACTICAL NURSING	CLEVELAND	OH	44129
459149	STOWE ADULT CENTER	CINCINNATI	OH	45203
459150	MACOMBER ADULT EVENING SCHOOL	TOLEDO	OH	43611
459171	GARFIELD SKILLS CENTER	DAYTON	OH	45407
460046	POTEAU BEAUTY COLLEGE	POTEAU	OK	74953
461509	INDIAN MERIDIAN AREA VOC-TECH SCHOOL	STILLWATER	OK	74074
461512	OKLAHOMA CITY SKILL CENTER	OKLAHOMA CITY	OK	73105
468557	OPPORTUNITIES INDUSTRIALIZATION CENTER	OKLAHOMA CITY	OK	73104
469021	FOSTER ESTES AREA VOCATIONAL-TECHNICAL SCHOOL	OKLAHOMA CITY	OK	73109
470039	NORMAN F WEBB REAL ESTATE SALESMAN & BROKERS	SALEM	OR	97301
471501	COMMERCIAL DRIVER TRAINING	PORTLAND	OR	97043
480002	ERIE INSTITUTE OF TECHNOLOGY INC	ERIE	PA	16506
480142	BRYLAND SCHOOL OF BEAUTY	READING	PA	19602
480250	DELAWARE VALLEY ACADEMY OF MED & DENT ASSTS	PHILADELPHIA	PA	19149
480325	FAYETTE INSTITUTE OF COMMERCIAL TECHNOLOGY	UNIONTOWN	PA	15401
480588	LEVITTOWN BEAUTY ACADEMY	LEVITTOWN	PA	19056
480608	WILFRED BEAUTY SCHOOL	UPPER DARBY	PA	19082
480732	P M T A TRUCK DRIVER SCHOOL	ELIZABETHTOWN	PA	17022
480733	PALMER SCHOOL	PHILADELPHIA	PA	19107
480773	PHILADELPHIA TRAINING CENTER	PHILADELPHIA	PA	19103
480824	MARTIN SCHOOL OF BUSINESS	PHILADELPHIA	PA	19114
480878	SHENAGO VALLEY COMMERCIAL INSTITUTE	SHARON	PA	16146
480974	DU BOIS SCHOOL OF TRADERS INC	DU BOIS	PA	15801
480989	NORTHEASTERN TRAINING INSTITUTE	FLEETVILLE	PA	18420
481055	WILLIAMSON FREE SCHOOL OF MECHANICAL TRADES	MEDIA	PA	19063
481532	COMMUNITY COLLEGE OF ALLEGHENY COUNTY	PITTSBURGH	PA	15237
481556	GREATER JOHNSTOWN AREA VOC-TECH SCHOOL	JOHNSTOWN	PA	15904
481616	PHILIPSBURG STATE GENERAL HOSP SCH OF NURSING	PHILIPSBURG	PA	16866
481620	PITTSTON HOSPITAL SCHOOL OF NURSING	PITTSTON	PA	18640
481738	INTERNATIONAL CORRESPONDENCE SCHOOLS	SCRANTON	PA	18515
481759	AIRCO TECHNICAL INSTITUTE	PITTSBURGH	PA	15212
486003	BARBIZON SCHOOL OF MODELING	PHILADELPHIA	PA	19102

INSTITUTIONS IN THE NLS-72 POSTSECONDARY SCHOOL TRANSCRIPT SURVEY
BY FICE CODE

PAGE 76

<u>FICE</u>	<u>SCHOOL</u>	<u>CITY</u>	<u>ST</u>	<u>ZIP</u>
486011	INTERNATIONAL SCHOOL OF TRAVEL	PHILADELPHIA	PA	19107
486017	PENNSYLVANIA GUNSMITH SCHOOL	PITTSBURGH	PA	15202
488555	OPPORTUNITIES INDUSTRIALIZATION CENTER	HARRISBURG	PA	17102
488560	OPPORTUNITIES INDUSTRIALIZATION CENTER	PHILADELPHIA	PA	19122
488565	OPPORTUNITIES INDUSTRIALIZATION CENTER	PITTSBURGH	PA	15219
489503	UPPER BUCKS COUNTY AREA VOC-TECH SCHOOL	PERKASIE	PA	18944
489510	HARRISBURG-STEELTON-HIGHSPIRE TECHNICAL SCHOO	HARRISBURG	PA	17110
490002	ARTHUR ANGELO SCHOOL OF HAIR DESIGN	PROVIDENCE	RI	02903
490034	MODERN SECRETARIAL SCHOOL	PROVIDENCE	RI	02903
490047	RHODE ISLAND ACADEMY OF BEAUTY CULTURE	PROVIDENCE	RI	02903
490055	RHODE ISLAND SCHOOL OF PHOTOGRAPHY	PROVIDENCE	RI	02909
490056	RHODE ISLAND BUSINESS INSTITUTE	PAWTUCKET	RI	02860
491541	HALL INSTITUTE	PROVIDENCE	RI	02905
498566	OPPORTUNITIES INDUSTRIALIZATION CENTER	PROVIDENCE	RI	02907
500006	BURNETTS HAIR FASHION	SPARTANBURG	SC	29302
500024	MC INTYRE COLLEGE OF BEAUTY	BENNETTSTVILLE	SC	29512
500026	PIEDMONT BEAUTY COLLEGE	SPARTANBURG	SC	29302
501519	HARTSVILLE AREA VOC CENTER--PRACTICAL NURSING	HARTSVILLE	SC	29550
501546	AIKEN COUNTY SCHOOL OF PRACTICAL NURSING	LANGLEY	SC	29824
501553	MARION-MULLINS VOCATIONAL EDUCATION CENTER	MARION	SC	29571
501559	FLORENCE GENERAL HOSPITAL SCH OF PRAC NURSING	FLORENCE	SC	29501
501560	TECHNICAL INFORMATION CENTER	CHARLESTON	SC	29401
501597	TRIDENT TECH COLL MANPOWER SKILLS TRNG CTR	SAINT STEPHEN	SC	29479
508515	OPPORTUNITIES INDUSTRIALIZATION CENTER	COLUMBIA	SC	29201
509004	MARLBORO COUNTY AREA VOCATIONAL CENTER	BENNETTSTVILLE	SC	29512
520069	DYERSBURG BEAUTY SCHOOL	DYERSBURG	TN	38024
520071	FOUR SEASONS SCHOOL OF HAIR DESIGN	ELIZABETHTON	TN	37643
520206	TENNESSEE SCH PRACTICAL NURSING	MARYVILLE	TN	37801
520370	BODDEN & COMPANY SCH OF TAILORING AND DESIGN	MEMPHIS	TN	38126
521503	MEMPHIS PARA-MEDICAL INSTITUTE	MEMPHIS	TN	38104
526009	GREENEVILLE-GREENE COUNTY VOCATIONAL SCHOOL	GREENEVILLE	TN	37743
526012	KNOXVILLE ADULT CENTER TECHNICAL DIVISION	KNOXVILLE	TN	37901
528522	OPPORTUNITIES INDUSTRIALIZATION CENTER	NASHVILLE	TN	37204
529024	METROPOLITAN SCHOOL OF PRACTICAL NURSING	NASHVILLE	TN	37204
529026	JOHNSON CITY VOCATIONAL SCHOOL	JOHNSON CITY	TN	37601
529050	SEA ISLE VOCATIONAL TECHNICAL CENTER	MEMPHIS	TN	38117
530107	BROUSSARD SCHOOL OF WELDING	PORT ARTHUR	TX	77640
530158	NORTH TEXAS HORSESHOEING INSTITUTE	GRAPEVINE	TX	76051
530168	FEDERAL INSTITUTE	TYLER	TX	75701
530190	EL PASO BARBER COLLEGE	EL PASO	TX	79901
530197	LUBBOCK BARBER COLLEGE	LUBBOCK	TX	79410
530201	NORRIS OF HOUSTON-EDGEBROOK BARBER COLLEGE	HOUSTON	TX	77034
530203	SAN ANGELO BARBER COLLEGE	SAN ANGELO	TX	76901
530231	FORT WORTH SCHOOL OF BUSINESS	FORT WORTH	TX	76107
530251	INTERNATIONAL BUSINESS COLLEGE	EL PASO	TX	79901
530268	PROFESSIONAL BARTENDERS SCHOOL	DALLAS	TX	75201
530434	VIDEO TECHNICAL INSTITUTE	DALLAS	TX	75207
530466	KNAPP MEMORIAL HOSP SCH OF PRACTICAL NURSING	WESLACO	TX	78596
531524	BALDWIN BEAUTY SCHOOL	HOUSTON	TX	77017
531559	LONGVIEW SCHOOL OF VOCATIONAL NURSING	LONGVIEW	TX	75601
531581	FERMONS FLORAL DESIGNING SCHOOL	SAN ANTONIO	TX	78228
531587	TERRELL SCHOOL OF VOCATIONAL NURSING	TERRELL	TX	75160

INSTITUTIONS IN THE NLS-72 POSTSECONDARY SCHOOL TRANSCRIPT SURVEY
BY FICE CODE

PAGE 77

<u>FICE</u>	<u>SCHOOL</u>	<u>CITY</u>	<u>ST</u>	<u>ZIP</u>
533358	TARRANT COUNTY JUNIOR COLLEGE--SOUTH CAMPUS	FORT WORTH	TX	75102
536023	BRANIFF EDUCATIONAL SYSTEM	DALLAS	TX	75235
536026	CONROE COLLEGE	CONROE	TX	77301
536031	DALLAS COURT REPORTING COLLEGE	DALLAS	TX	75247
538529	OPPORTUNITIES INDUSTRIALIZATION CENTER	DALLAS	TX	75208
539056	SAN ANTONIO SCHOOL OF VOCATIONAL NURSING	SAN ANTONIO	TX	78205
540036	SALT LAKE SKILLS CENTER	SALT LAKE CITY	UT	84102
556004	RUTLAND BUSINESS COLLEGE	RUTLAND	VT	05701
560117	PENINSULA BUSINESS COLLEGE	NEWPORT NEWS	VA	23607
560220	MOSELEY FLINT SCH OF REAL ESTATE	RICHMOND	VA	23235
560246	SURETY REAL ESTATE SCHOOL	VIRGINIA BEACH	VA	23462
560318	PAN AMERICAN SCHOOL	RICHMOND	VA	23220
560320	RUTLEDGE COLLEGE	RICHMOND	VA	23220
560620	OPPORTUNITIES INDUSTRIALIZATION CENTER	ROANOKE	VA	24016
560712	HOLDEN SCHOOL OF ART AND DESIGN	CHARLOTTESVILLE	VA	22901
560815	RADIO ENGINEERING INSTITUTE OF ELECTRONICS	FREDERICKSBURG	VA	22401
561537	ANNANDALE BEAUTY ACADEMY	ANNANDALE	VA	22003
561596	NATIONAL INSTITUTE OF REAL ESTATE	MC LEAN	VA	22101
566007	BROADCAST ACADEMY	RICHMOND	VA	23230
569003	WOODROW WILSON REHABILITATION CENTER	FISHERSVILLE	VA	22939
570049	CLARE'S BEAUTY COLLEGE	PASCO	WA	99301
570124	J M PERRY INSTITUTE	YAKIMA	WA	98903
570193	NORTHWEST COLLEGE FOR MEDICAL & DENTAL ASSTS	SEATTLE	WA	98101
570244	OPPORTUNITIES INDUSTRIALIZATION CENTER	SEATTLE	WA	98144
571573	TELLER TRAINING INSTITUTES	SEATTLE	WA	98101
586001	PRESTON COUNTY EDUCATIONAL CENTER	KINGWOOD	WV	26037
589001	JAMES RUMSEY VOCATIONAL TECHNICAL CENTER	MARTINSBURG	WV	26001
589507	MINGO COUNTY VOC-TECH CENTER	DELBARTON	WV	25666
590159	WAUWATOSA INSTITUTE OF REAL ESTATE	MILWAUKEE	WI	53226
599003	MORAIN PARK TECHNICAL INSTITUTE	LAVER DAM	WI	53916
599504	MILWAUKEE AREA TECHNICAL COLLEGE	WATER CREEK	WI	53154
599507	MID-STATE TECHNICAL INSTITUTE	STEVENS POINT	WI	54481

APPENDIX C: Postsecondary School Codes in Alphabetical Order

130

177

INSTITUTIONS IN THE NLS-72 POSTSECONDARY SCHOOL TRANSCRIPT SURVEY PAGE 1
 BY SCHOOL NAME

<u>FICE</u>	<u>SCHOOL</u>	<u>CITY</u>	<u>ST</u>	<u>ZIP</u>
120005	A B C TRADE SCHOOLS	TUCSON	AZ	85713
008439	A. T. E. S. TECH INST	NILES	OH	44446
301653	AARONS BEAUTY ACADEMY	WALDORF	MD	20601
010443	ABBOTT NORTHWESTERN HOSP SCH RADIOLOGIC TECHN	MINNEAPOLIS	MN	55407
004999	ABILENE CHRISTIAN UNIVERSITY	ABILENE	TX	79699
003537	ABILENE CHRSTN UNIVERSITY	ABILENE	TX	79699
007087	ABINGTON MEM SCH/NURS	ABINGTON	PA	19001
001541	ABRAHAM BALDWIN AGRL C	TIFTON	GA	31793
012425	ACADEMY FOR BUSINESS CAREERS	NEW HAVEN	CT	06510
002665	ACADEMY OF AERONAUTICS	FLUSHING	NY	11371
007531	ACADEMY OF ART	SAN FRANCISCO	CA	94102
011896	ACADEMY OF BEAUTY CULTURE	BELLEVILLE	IL	62223
456024	ACADEMY OF COURT REPORTING	CLEVELAND	OH	44114
141977	ACADEMY OF HI FASHION MODELING	ANAHIEM	CA	92805
012920	ACADEMY OF SCIENTIFIC HAIR DESIGN	NEW ORLEANS	LA	70118
201578	ACCELERATED LEARNING SYSTEMS	ATLANTA	GA	30319
001345	ADAMS STATE COLLEGE	ALAMOSA	CO	81102
010373	ADELPHI BUSINESS SCHOOL	MINEOLA	NY	11501
002666	ADELPHI UNIVERSITY	GARDEN CITY	NY	11530
029255	ADIO INST STRAIGHT CHIRO	LEVITTOWN	PA	19058
002860	ADIRONDACK CMTY COLLEGE	GLENS FALLS	NY	12801
011283	ADMIRAL PERRY VC TECH SC	EBENSBURG	PA	15931
002234	ADRIAN COLLEGE	ADRIAN	MI	49221
005730	ADULT TRAINING SCHOOL	PALMDALE	CA	93550
004140	ADVANCE SCHOOLS INC	CHICAGO	IL	60631
230187	ADVANCE SCHOOLS INC	CHICAGO	IL	60631
230255	ADVANCED TRAFFIC C OF	CHICAGO	IL	60602
321641	AERO MECHANICS SCHOOL	DETROIT	MI	48234
007497	AERO MECHANICS SCHOOL	KANSAS CITY	MO	64116
001627	AERO-SPACE INSTITUTE	CHICAGO	IL	60611
001542	AGNES SCOTT COLLEGE	DECATUR	GA	30030
501546	AIKEN COUNTY SCHOOL OF PRACTICAL NURSING	LANGLEY	SC	2987
010056	AIKEN TECHNICAL COLLEGE	AIKEN	SC	29801
007582	AIMS COMMUNITY COLLEGE	GREELEY	CO	80631
003009	AIR FORCE INST TECHNOLOGY	WRT-PTRSN AFB	OH	45433
012308	AIR FORCE,CC OF THE	MONTGOMERY	AL	36112
011905	AIRCO TECHNICAL INSTITUTE	BALTIMORE	MD	21224
481759	AIRCO TECHNICAL INSTITUTE	PITTSBURGH	PA	15212
006485	AKRON CITY HOSP SCH OF RADIOLOGIC TECHNOLOGY	AKRON	OH	44309
003123	AKRON MAIN CAMPUS,U OF	AKRON	OH	44325
010818	AKRON WAYNE GEN-TECH C,U	ORRVILLE	OH	44667
001002	ALABAMA A & M UNIVERSITY	NORMAL	AL	35762
006156	ALABAMA ALL INST, U OF	UNIVERSITY	AL	35486
005749	ALABAMA AVIATION & TECHNICAL COLLEGE	CZARK	AL	36360
001003	ALABAMA CHRISTIAN COLLEGE	MONTGOMERY	AL	36109
001052	ALABAMA IN BIRMINGHAM,U	BIRMINGHAM	AL	35294
001055	ALABAMA IN HUNTSVILLE,U	HUNTSVILLE	AL	35899
001005	ALABAMA STATE UNIVERSITY	MONTGOMERY	AL	36195
008306	ALAMEDA, COLLEGE OF	ALAMEDA	CA	94501
009713	ALASKA BUSINESS COLLEGE	ANCHORAGE	AK	99503
001067	ALASKA KETCHIKAN CC,U OF	KETCHIKAN	AK	99901
008315	ALASKA KODIAK CC, U OF	KODIAK	AK	99615

INSTITUTIONS IN THE NLS-72 POSTSECONDARY SCHOOL TRANSCRIPT SURVEY
BY SCHOOL NAME

PAGE 2

<u>FICE</u>	<u>SCHOOL</u>	<u>CITY</u>	<u>ST</u>	<u>ZIP</u>
001069	ALASKA SITKA CC,U OF	SITKA	AK	99835
008698	ALASKA U ALL INST	FAIRBANKS	AK	99701
011462	ALASKA U ANCHORAGE CAMPUS	ANCHORAGE	AK	99504
001063	ALASKA U FAIRBANKS CAMPUS	FAIRBANKS	AK	99701
002996	ALASKA U SOUTHEASTERN ALL CAM	WHPETON	ND	58075
005601	ALBANY AREA VOCATIONAL-TECHNICAL SCHOOL	ALBANY	GA	31701
002885	ALBANY COLLEGE PHARMACY	ALBANY	NY	12208
001543	ALBANY JUNIOR COLLEGE	ALBANY	GA	31707
002886	ALBANY LAW SCHOOL	ALBANY	NY	12208
002887	ALBANY MEDICAL COLLEGE	ALBANY	NY	12208
421731	ALBANY OCCUPATIONAL CENTER--PRACTICAL NURSING	ALBANY	NY	12208
001544	ALBANY STATE COLLEGE	ALBANY	GA	31705
010932	ALBERT EINSTEIN MED CTR SCH RADIOLOGIC TECHN	PHILADELPHIA	PA	19141
009891	ALBERT LEA AREA VOCATIONAL-TECHNICAL INSTITUT	ALBERT LEA	MN	56007
010949	ALBERT-BEATRICE SCHOOL OF BEAUTY CULTURE	NEW LONDON	CT	06320
002235	ALBION COLLEGE	ALBION	MI	49224
003229	ALBRIGHT COLLEGE	READING	PA	19604
004742	ALBUQUERQUE TECHNICAL-VOCATIONAL INSTITUTE	ALBUQUERQUE	NM	87106
002396	ALCORN STATE UNIVERSITY	LORMAN	MS	39096
003806	ALDERSON BROADDUS COLLEGE	PHILIPPI	WV	26416
001007	ALEXANDER CITY STATE JC	ALEXANDER CY	AL	35010
005544	ALEXANDRIA AREA VOCATIONAL-TECHNICAL INSTITUT	ALEXANDRIA	MN	56308
005489	ALEXANDRIA TRADE SCHOOL	ALEXANDRIA	LA	71301
289001	ALEXANDRIA TRADE SCHOOL	ALEXANDRIA	LA	71301
002668	ALFRED UNIVERSITY	ALFRED	NY	14802
001111	ALLAN HANCOCK COLLEGE	SANTA MARIA	CA	93454
002057	ALLEGANY CMTY COLLEGE	CUMBERLAND	MD	21502
008809	ALLEGHENY CO ALL CAM,CC	PITTSBURGH	PA	15222
004051	ALLEGHENY CO ALLEG CAM,CC	PITTSBURGH	PA	15212
004052	ALLEGHENY CO BOYCE CAM,CC	MONROEVILLE	PA	15146
007184	ALLEGHENY CO SOUTH CAM,CC	WEST MIFFLIN	PA	15122
003230	ALLEGHENY COLLEGE	MEADVILLE	PA	16335
006270	ALLEN MEMORIAL HOSPITAL SCH OF NURSING	WATERLOO	IA	50703
003417	ALLEN UNIVERSITY	COLUMBIA	SC	29204
004884	ALLENTOWN HOSPITAL SCHOOL OF NURSING	ALLENTOWN	PA	18102
003232	ALLIANCE COLLEGE	CAMBRIDGE SPG	PA	16403
005189	ALLIED INSTITUTE OF TECHNOLOGY	CHICAGO	IL	60650
140011	ALLIED WELDING SCHOOL	BERKELEY	CA	94701
007052	ALLIED WELDING SCHOOL	LYNWOOD	CA	90262
010155	ALLSTATE BUSINESS COLLEGE	DALLAS	TX	75201
002236	ALMA COLLEGE	ALMA	MI	48801
009073	ALMA PRACTICAL NURSE CENTER	ALMA	MI	48801
002237	ALPENA COMMUNITY COLLEGE	ALPENA	MI	49707
006554	ALTOONA HOSPITAL SCHOOL OF NURSING	ALTOONA	PA	16601
010281	ALTOONA SCHOOL OF COMMERCE	ALTOONA	PA	16602
010860	ALTOONA VOC-TECH	ALTOONA	PA	16603
003233	ALVERNIA COLLEGE	READING	PA	19607
003832	ALVERNO COLLEGE	MILWAUKEE	WI	53215
003539	ALVIN COMMUNITY COLLEGE	ALVIN	TX	77511
003540	AMARILLO COLLEGE	AMARILLO	TX	79178
012448	AMBASSADOR COLLEGE	PASADENA	CA	91129
010310	AMERCN CHRST CLG	TULSA	OK	80829

INSTITUTIONS IN THE NLS-72 POSTSECONDARY SCHOOL TRANSCRIPT SURVEY
BY SCHOOL NAME

PAGE 3

<u>FICE</u>	<u>SCHOOL</u>	<u>CITY</u>	<u>ST</u>	<u>ZIP</u>
007465	AMERICAN ACAD DRAMATIC ARTS	NEW YORK	NY	10016
001628	AMERICAN ACADEMY OF ART	CHICAGO	IL	60604
010813	AMERICAN ACADEMY-MC ALLISTER INST FUNERAL SER	NEW YORK	NY	10003
142004	AMERICAN BARTENDERS SCHOOL	LOS ANGELES	CA	90010
012092	AMERICAN BUSINESS & FASHION INSTITUTE	CHARLOTTE	NC	28205
007284	AMERICAN BUSINESS COLLEGE-TECHNICAL DIVISION	SAN DIEGO	CA	92115
029018	AMERICAN COLLEGE	BRYN MAWR	PA	19010
007881	AMERICAN COLLEGE IN PARIS	FRANCE	RE	
010057	AMERICAN COMMERCIAL COLLEGE	ABILENE	TX	79602
001070	AMERICAN GRAD SCH OF MGMT	GLENDALE	AZ	85306
003963	AMERICAN INSTITUTE BUS	DES MOINES	IA	50321
011676	AMERICAN INSTITUTE OF APPLIED SCIENCE	SYRACUSE	NY	13203
421753	AMERICAN INSTITUTE OF APPLIED SCIENCE	SYRACUSE	NY	13203
004586	AMERICAN INSTITUTE OF COMMERCE	DAVENPORT	IA	52803
002114	AMERICAN INTRNATL COLLEGE	SPRINGFIELD	MA	01109
191575	AMERICAN MOTERCYCLF MECHANICS SCHOOL	MIAMI	FL	33167
190053	AMERICAN MOTORCYCLE INSTITUTE	DAYTONA BEACH	FL	32014
230283	AMERICAN MOTORCYCLE MECHANICS SCHOOL	CHICAGO	IL	60657
009552	AMERICAN RIVER COLLEGE	SACRAMENTO	CA	95841
001434	AMERICAN UNIVERSITY	WASHINGTON	DC	20016
005034	AMERICAN UNIVERSITY IN CAIRO	EGYPT	RE	
320016	AMERICANA INSTITUTE OF BUSINESS	DETROIT	MI	48220
002115	AMHERST COLLEGE	AMHERST	MA	01002
010886	AMORE INSTITUTE OF HAIR DESIGN	WEST HAVEN	CT	06516
001064	ANCHORAGE COMMUNITY COLLEGE	ANCHORAGE	AK	99504
001785	ANDERSON COLLEGE	ANDERSON	IN	46011
003418	ANDERSON COLLEGE	ANDERSON	SC	29621
009292	ANDOVER COLLEGE	PORTLAND	ME	04101
002238	ANDREWS UNIVERSITY	BERRIEN SPG	MI	49104
006661	ANGELINA COLLEGE	LUFKIN	TX	75901
003541	ANGELO STATE UNIVERSITY	SAN ANGELO	TX	76909
012721	ANN MAY SCH OF NURSING	NEPTUNE	NJ	07753
561537	ANNANDALE BEAUTY ACADEMY	ANNANDALE	VA	22003
002058	ANNE ARUNDEL CMTY COLLEGE	ARNOLD	MD	21012
001375	ANNHURST COLLEGE	WOODSTOCK	CT	06281
007392	ANNOUNCER TRAINING STUDIOS	NEW YORK	NY	10036
007350	ANOKA-HENNEPIN AREA VOCATIONAL-TECHNICAL INST	ANOKA	MN	55303
339010	ANOKA-HENNEPIN AREA VOCATIONAL-TECHNICAL INST	ANOKA	MN	55303
002332	ANOKA-RAMSEY CMTY COLLEGE	COON RAPIDS	MN	55433
001113	ANTELOPE VALLEY COLLEGE	LANCASTER	CA	93534
143427	ANTHONY SCHOOL OF SALINAS & MONTEREY PENNINSUL	PACIFIC GROVE	CA	93950
143455	ANTHONY SCHOOLS	BREA	CA	92621
143426	ANTHONY SCHOOLS OF SACRAMENTO INC	SACRAMENTO	CA	95815
143401	ANTHONY SCHOOLS OF SAN FRANCISCO	ORINDA	CA	94563
003010	ANTIOCH UNIVERSITY	YELLOW SPG	OH	45387
007544	APPALACHIAN BIBLE COLLEGE	BRADLEY	WV	25818
002906	APPALACHIAN ST UNIVERSITY	BOONE	NC	28608
002239	AQUINAS COLLEGE	GRAND RAPIDS	MI	49506
008072	AQUINAS JC AT NEWTON	NEWTON	MA	02158
003477	AQUINAS JUNIOR COLLEGE	NASHVILLE	TN	37205
001346	ARAPAHOE CMTY COLLEGE	LITTLETON	CO	80120
159502	ARAPAHOE/DOUGLAS AREA VOC CENTER	ENGLEWOOD	CO	80110

INSTITUTIONS IN THE NLS-72 POSTSECONDARY SCHOOL TRANSCRIPT SURVEY
BY SCHOOL NAME

PAGE 4

<u>FICE</u>	<u>SCHOOL</u>	<u>CITY</u>	<u>ST</u>	<u>ZIP</u>
009154	ARGUBRIGHT BUSINESS COLLEGE	BATTLE CREEK	MI	49014
010847	ARIZONA AUTOMOTIVE INSTITUTE	GLENDALE	AZ	85301
120022	ARIZONA AUTOMOTIVE INSTITUTE	GLENDALE	AZ	85301
010315	ARIZONA COLLEGE OF MED & DENTAL CAREERS	TUCSON	AZ	85716
010209	ARIZONA COLLEGE OF MEDICAL & DENTAL CAREERS	PHOENIX	AZ	85015
001081	ARIZONA STATE UNIVERSITY	TEMPE	AZ	85287
001071	ARIZONA WESTERN COLLEGE	YUMA	AZ	85364
001083	ARIZONA, UNIVERSITY OF	TUCSON	AZ	85721
001101	ARKANSAS AT LITTLE ROCK, U OF	LITTLE ROCK	AR	72204
001087	ARKANSAS BAPTIST COLLEGE	LITTLE ROCK	AR	72202
008008	ARKANSAS CENTRAL OFF, U OF	FAYETTEVILLE	AR	72701
001108	ARKANSAS MAIN CAMPUS, U OF	FAYETTEVILLE	AR	72701
001109	ARKANSAS MEDL SCI CAMPUS, U OF	LITTLE ROCK	AR	72205
001086	ARKANSAS PINE BLUFF, U OF	PINE BLUFF	AR	71601
001091	ARKANSAS STATE U BEEBE BR	BEEBE	AR	72012
001090	ARKANSAS STATE UNIV MAIN CAMPUS	STATE UNIV	AR	72467
001089	ARKANSAS TECH UNIVERSITY	RUSSELLVILLE	AR	72801
001085	ARKANSAS-MONTICELLO, U OF	MONTICELLO	AR	71655
003547	ARLINGTON BAPT C	ARLINGTON	TX	76012
001115	ARMSTRONG COLLEGE	BERKELEY	CA	94704
001546	ARMSTRONG STATE COLLEGE	SAVANNAH	GA	31406
001116	ART CTR COLLEGE OF DESIGN	PASADENA	CA	91103
010195	ART INST FT LAUDERDALE	FT LAUDERDALE	FL	33316
008350	ART INST PHILADELPHIA	PHILADELPHIA	PA	19103
007461	ART INSTITUTE OF BOSTON	BOSTON	MA	02215
007470	ART INSTITUTE PITTSBURGH	PITTSBURGH	PA	15222
007495	ART INSTRUCTION SCH	MINNEAPOLIS	MN	55415
421519	ART STUDENTS LEAGUE OF NEW YORK	NEW YORK	NY	10019
490002	ARTHUR ANGELO SCHOOL OF HAIR DESIGN	PROVIDENCE	RI	02903
001952	ASBURY COLLEGE	WILMORE	KY	40390
006282	ASBURY HOSPITAL SCHOOL OF NURSING	SALINA	KS	67401
001953	ASBURY THEOLOGICAL SEM	WILMORE	KY	40390
004033	ASHEVILLE BUNCOMBE TECH C	ASHEVILLE	NC	28801
010580	ASHLAND BUSINESS COLLEGE	ASHLAND	KY	41101
003012	ASHLAND COLLEGE	ASHLAND	OH	44805
004022	ASHLAND STATE VOCATIONAL-TECHNICAL SCHOOL	ASHLAND	KY	41101
141828	ASSOCIATED TECHNICAL COLLEGE	LOS ANGELES	CA	90017
002118	ASSUMPTION COLLEGE	WORCESTER	MA	01609
141259	ATHENA BEAUTY COLLEGE	ALBANY	CA	94706
005600	ATHENS AREA VOCATIONAL-TECHNICAL SCHOOL	ATHENS	GA	30610
001008	ATHENS STATE COLLEGE	ATHENS	AL	35611
008543	ATLANTA AREA TECHNICAL SCHOOL	ATLANTA	GA	30310
001547	ATLANTA CHRISTIAN COLLEGE	EAST POINT	GA	30344
001549	ATLANTA COLLEGE OF ART	ATLANTA	GA	30309
009066	ATLANTA COLLEGE OF MEDICAL-DENTAL ASSTS	ATLANTA	GA	30309
012165	ATLANTA JUNIOR COLLEGE	ATLANTA	GA	30310
001551	ATLANTA UNIVERSITY	ATLANTA	GA	30314
002908	ATLANTIC CHRISTIAN C	WILSON	NC	27893
002596	ATLANTIC CMTY COLLEGE	MAYS LANDING	NJ	08330
012263	ATLANTIC VOCATIONAL CENTER	COCONUT CREEK	FL	33063
008310	AUBURN U AT MONTGOMERY	MONTGOMERY	AL	36117
001009	AUBURN U MAIN CAMPUS	AUBURN	AL	36849

182184

INSTITUTIONS IN THE NLS-72 POSTSECONDARY SCHOOL TRANSCRIPT SURVEY
BY SCHOOL NAME

PAGE 5

<u>FICE</u>	<u>SCHOOL</u>	<u>CITY</u>	<u>ST</u>	<u>ZIP</u>
280062	AUDUBON COMMERCIAL COLLEGE	NEW ORLEANS	LA	70130
002334	AUGSBURG COLLEGE	MINNEAPOLIS	MN	55454
005599	AUGUSTA AREA VOCATIONAL-TECHNICAL SCHOOL	AUGUSTA	GA	30901
001552	AUGUSTA COLLEGE	AUGUSTA	GA	30910
001633	AUGUSTANA COLLEGE	ROCK ISLAND	IL	61201
003458	AUGUSTANA COLLEGE	SIOUX FALLS	SD	57197
450054	AULTMAN HOSPITAL SCHOOL OF RADIOLOGIC TECHN	CANTON	OH	44710
154003	AURORA BEAUTY COLLEGE	AURORA	CO	80010
001634	AURORA COLLEGE	AURORA	IL	60507
005543	AUSTIN AREA VOCATIONAL-TECHNICAL INSTITUTE	AUSTIN	MN	55912
012100	AUSTIN BEAUTY ACADEMY	AUSTIN	TX	78703
007372	AUSTIN BEAUTY SCHOOL	ALBANY	NY	12206
003543	AUSTIN COLLEGE	SHERMAN	TX	75090
012015	AUSTIN COMMUNITY COLLEGE	AUSTIN	TX	78768
003478	AUSTIN PEAY ST UNIVERSITY	CLARKSVILLE	TN	37040
007825	AUTOMATION ACADEMY	PHILADELPHIA	PA	19107
320498	AUTOMATION ACADEMY INC	DETROIT	MI	48243
002449	AVILA COLLEGE	KANSAS CITY	MO	64145
004621	AYERS SCHOOL OF BUSINESS	SHREVEPORT	LA	71101
001117	AZUSA PACIFIC COLLEGE	AZUSA	CA	91702
010181	B O C E S	ALBANY	NY	12205
010952	B O C E S ADULT EDUCATION CENTER	HEMPSTEAD	NY	11550
421539	B O C E S ADULT EDUCATION CENTER	HEMPSTEAD	NY	11550
002121	BABSON COLLEGE	BABSON PARK	MA	02157
003147	BACONE COLLEGE	MUSKOGEE	OK	74401
007557	BAILEY TECHNICAL SCHOOL	SAINT LOUIS	MO	63108
004673	BAKER JUNIOR COLLEGE BUS	FLINT	MI	48507
001903	BAKER UNIVERSITY	BALDWIN CITY	KS	66006
001118	BAKERSFIELD COLLEGE	BAKERSFIELD	CA	93305
531524	BALDWIN BEAUTY SCHOOL	HOUSTON	TX	77017
003014	BALDWIN-WALLACE COLLEGE	BEREA	OH	44017
001786	BALL STATE UNIVERSITY	MUNCIE	IN	47306
012002	BALLARD BEAUTY SCHOOL	SEATTLE	WA	98107
002061	BALTIMORE, CMTY COLLEGE OF	BALTIMORE	MD	21215
002102	BALTIMORE, UNIVERSITY OF	BALTIMORE	MD	21201
002670	BAPT BIBLE C-SCH THEOL	CLARKS SUMMIT	PA	18411
013208	BAPTIST BIBLE COLLEGE	SPRINGFIELD	MO	65803
003419	BAPTIST C AT CHARLESTOWN	CHARLESTON	SC	29411
009496	BAPTIST CHRISTIAN COLLEGE	SHREVEPORT	LA	71106
350108	BAPTIST MEMORIAL HOSP SCH OF RADIOLOGIC TECHN	KANSAS CITY	MO	64131
006596	BAPTIST MEMORIAL HOSPITAL SCHOOL OF NURSING	MEMPHIS	TN	38104
006606	BAPTIST MEMORIAL HOSPITAL SCHOOL OF NURSING	SAN ANTONIO	TX	78286
001635	BARAT COLLEGE	LAKE FOREST	IL	60045
002909	BARBER-SCOTIA COLLEGE	CONCORD	NC	28025
146322	BARBIZON SCHOOL OF MODELING	SAN DIEGO	CA	92110
146244	BARBIZON SCHOOL OF MODELING	SAN FRANCISCO	CA	94103
230287	BARBIZON SCHOOL OF MODELING	CHICAGO	IL	60611
486003	BARBIZON SCHOOL OF MODELING	PHILADELPHIA	PA	19102
002671	BARD COLLEGE	ANNANDLE-HDSN	NY	12504
004504	BARNES BUSINESS COLLEGE	DENVER	CO	80226
007095	BARONESS ERLANGER HOSPITAL SCHOOL OF NURSING	CHATTANOOGA	TN	37403
001119	BARSTOW COLLEGE	BARSTOW	CA	91511

<u>FICE</u>	<u>SCHOOL</u>	<u>CITY</u>	<u>ST</u>	<u>ZIP</u>
241575	BARTHOLOMEW CONSOLIDATED SCHOOL CORP	COLUMBUS	IN	47201
004608	BARTON CO CMTY COLLEGE	GREAT BEND	KS	67530
002036	BATES COLLEGE	LEWISTON	ME	04240
005306	BATES VOCATIONAL-TECHNICAL INSTITUTE	TACOMA	WA	98405
012259	BATES VOCATIONAL-TECHNICAL INSTITUTE	TACOMA	WA	98405
005488	BATON ROUGE VOCATIONAL TECHNICAL INSTITUTE	BATON ROUGE	LA	70805
009784	BAUDER FASHION COLLEGE	MIAMI	FL	33131
010328	BAUDER FASHION COLLEGE	ARLINGTON	TX	76010
329003	BAY CITY PRACTICAL NURSING CENTER	ESSEXVILLE	MI	48732
010297	BAY COLLEGE OF MARYLAND	BALTIMORE	MD	21201
002240	BAY DE NOC CMTY COLLEGE	ESCANABA	MI	49829
004948	BAYLOR COLLEGE DENTISTRY	DALLAS	TX	75246
004949	BAYLOR COLLEGE MEDICINE	HOUSTON	TX	77030
006967	BAYLOR UNIVERSITY	WACO	TX	76798
321645	BAYSHIRE ACADEMY OF BEAUTY CRAFT	BAY CITY	MI	48706
009910	BEAUFORT TECH COLLEGE	BEAUFORT	SC	29902
340053	BEAUTY CENTRE SCHOOL	MERIDIAN	MS	39301
003235	BEAVER COLLEGE	GLENSIDE	PA	19038
002159	BECKER JC-LEICESTER	LEICESTER	MA	01524
003807	BECKLEY COLLEGE	BECKLEY	WV	25801
012905	BECKLEY VOC SCH	BECKLEY	WV	25801
003546	BEE COUNTY COLLEGE	BEEVILLE	TX	78102
002397	BELHAVEN COLLEGE	JACKSON	MS	39202
001954	BELLARMINE COLLEGE	LOUISVILLE	KY	40205
001636	BELLEVILLE AREA COLLEGE	BELLEVILLE	IL	62221
003769	BELLEVUE CMTY COLLEGE	BELLEVUE	WA	98007
009743	BELLEVUE COLLEGE	BELLEVUE	NE	68005
004754	BELLEVUE HOSP	NEW YORK	NY	10016
006107	BELLIN MEMORIAL HOSPITAL SCHOOL OF NURSING	GREEN BAY	WI	54305
002910	BELMONT ABBEY COLLEGE	BELMONT	NC	28012
003479	BELMONT COLLEGE	NASHVILLE	TN	37203
003835	BELOIT COLLEGE	BELOIT	WI	53511
007498	BELSAW INSTITUTE	KANSAS CITY	MO	64111
005759	BEMIDJI AREA VOCATIONAL-TECHNICAL INSTITUTE	BEMIDJI	MN	56601
002336	BEMIDJI STATE U	BEMIDJI	MN	56601
003420	BENEDICT COLLEGE	COLUMBIA	SC	29204
010256	BENEDICTINE COLLEGE	ATCHISON	KS	66002
002911	BENNETT COLLEGE	GREENSBORO	NC	27420
002124	BENTLEY COLLEGE	WALTHAM	MA	02254
011970	BENTON'S SCH HAI	FLORISSANT	MO	63033
001955	BEREA COLLEGE	BEREA	KY	40404
007826	BEREAN INSTITUTE	PHILADELPHIA	PA	19130
004736	BERGEN COMMUNITY COLLEGE	PARAMUS	NJ	07652
005418	BERGEN COMMUNITY COLLEGE	PARAMUS	NJ	07652
421533	BERGHOF HERBERT STUDIO	NEW YORK	NY	10014
011830	BERK TRADE SCHOOL	BROOKLYN	NY	11217
007394	BERK-CLAREMONT NEW YORK	NEW YORK	NY	10174
009126	BERKELEY SCHOOL	RIDGEWOOD	NJ	07450
010742	BERKELEY SCHOOL OF NURSING ARTS	SANTA MONICA	CA	90401
009076	BERKELEY SCHOOL-HICKSVL	HICKSVILLE	NY	11801
007502	BERKELEY SCHOOL,THE	LITTLE FALLS	NJ	07424
007421	BERKELEY SCHOOL,THE	WHITE PLAINS	NY	10604

INSTITUTIONS IN THE NLS-72 POSTSECONDARY SCHOOL TRANSCRIPT SURVEY
BY SCHOOL NAME

PAGE 7

<u>FICE</u>	<u>SCHOOL</u>	<u>CITY</u>	<u>ST</u>	<u>ZIP</u>
002126	BERKLEE COLLEGE OF MUSIC	BOSTON	MA	02215
002167	BERKSHIRE CMTY COLLEGE	PITTSFIELD	MA	01201
010698	BERNEL HAIRSTYLING COLLEGE	AMES	IA	50010
001554	BERRY COLLEGE	MOUNT BERRY	GA	30149
006438	BETH ISRAEL MEDICAL CENTER SCHOOL OF NURSING	NEW YORK	NY	10003
001121	BETHANY BIBLE COLLEGE	SANTA CRUZ	CA	95066
001904	BETHANY COLLEGE	LINDSBORG	KS	67456
003808	BETHANY COLLEGE	BETHANY	WV	26032
003149	BETHANY NAZARENE COLLEGE	BETHANY	OK	73008
001787	BETHEL COLLEGE	MISHAWAKA	IN	46547
001905	BETHEL COLLEGE	NORTH NEWTON	KS	67117
009058	BETHEL COLLEGE	SAINT PAUL	MN	55112
003480	BETHEL COLLEGE	MCKENZIE	TN	38201
009059	BETHEL THEOL SEMINARY	SAINT PAUL	MN	55112
006488	BETHESDA HOSP SCH NUR	CINCINNATI	OH	45206
001467	BETHUNE COOKMAN COLLEGE	DAYTONA BEACH	FL	32015
003770	BIG BEND CMTY COLLEGE	MOSES LAKE	WA	98837
004716	BILLINGS BUSINESS COLLEGE	BILLINGS	MT	59101
010166	BILLINGS VOCATIONAL TECHNICAL CENTER	BILLINGS	MT	59102
001122	BIOLA UNIV	LA MIRADA	CA	90639
001012	BIRMINGHAM STHN COLLEGE	BIRMINGHAM	AL	35204
001468	BISCAYNE COLLEGE	MIAMI	FL	33054
003548	BISHOP COLLEGE	DALLAS	TX	75241
002988	BISMARCK JUNIOR COLLEGE	BISMARCK	ND	58501
007256	BJORN'S HAIRSTYLING ACADEMY	VALLEJO	CA	94590
007538	BLACK HAWK C EAST CAMPUS	KEWANEE	IL	61443
001638	BLACK HAWK C QUAD-CITIES	MOLINE	IL	61265
003459	BLACK HILLS STATE COLLEGE	SPEARFISH	SD	57783
001639	BLACKBURN COLLEGE	CARLINVILLE	IL	62626
011882	BLAIR COLLEGE	DOWNEY	CA	90241
007604	BLAIR COLLEGE OF MEDICAL & DENTAL ASSISTANTS	MESA	AZ	85201
004503	BLAIR JC	CO SPRINGS	CO	80909
011979	BLAKE BUSINESS SCHOOL	SMITHTOWN	NY	11787
010478	BLANTONS JUNIOR COLLEGE	ASHEVILLE	NC	28801
006214	BLESSING HOSPITAL SCHOOL OF NURSING	QUINCY	IL	62301
003549	BLINN COLLEGE	BRENHAM	TX	77833
003015	BLISS COLLEGE	COLUMBUS	OH	43214
002597	BLOOMFIELD COLLEGE	BLOOMFIELD	NJ	07003
003315	BLOOMSBURG STATE COLLEGE	BLOOMSBURG	PA	17815
005523	BLUE HILLS REG TECH INST	CANTON	MA	02021
003186	BLUE MTN CMTY COLLEGE	PENDLETON	OR	97801
006819	BLUE RIDGE CMTY COLLEGE	WEYERS CAVE	VA	24486
003703	BLUEFIELD COLLEGE	BLUEFIELD	VA	24605
003809	BLUEFIELD STATE COLLEGE	BLUEFIELD	WV	24701
003016	BLUFFTON COLLEGE	BLUFFTON	OH	45817
012046	BOARDMAN BEAUTY ACADEMY	YOUNGSTOWN	OH	44512
003421	BOB JONES UNIVERSITY	GREENVILLE	SC	29614
520370	BODDEN & COMPANY SCH OF TAILORING AND DESIGN	MEMPHIS	TN	38126
001616	BOISE STATE UNIVERSITY	BOISE	ID	83725
004461	BOOKER T WASHINGTON BUS C	BIRMINGHAM	AL	35201
009760	BOSSIER PARISH CC	BOSSIER CITY	LA	71111
012033	BOSSIER PARISH CC	BOSSIER CITY	LA	71111

INSTITUTIONS IN THE NLS-72 POSTSECONDARY SCHOOL TRANSCRIPT SURVEY
BY SCHOOL NAME

PAGE 8

<u>FICE</u>	<u>SCHOOL</u>	<u>CITY</u>	<u>ST</u>	<u>ZIP</u>
316005	BOSTON BUSINESS SCHOOL	BOSTON	MA	02215
002128	BOSTON COLLEGE	CHESTNUT HILL	MA	02167
002195	BOSTON COLLEGE	NEWTON	MA	02116
002129	BOSTON CONSV OF MUSIC	BOSTON	MA	02215
002182	BOSTON STATE COLLEGE	BOSTON	MA	02115
002130	BOSTON UNIVERSITY	BOSTON	MA	02215
002038	BOWDOIN COLLEGE	BRUNSWICK	ME	04011
002062	BOWIE STATE COLLEGE	BOWIE	MD	20715
010625	BOWLING GREEN BUS C	BOWLING GREEN	KY	42101
007856	BOWLING GRN ST U FIRELDS	HURON	OH	44839
003018	BOWLING GRN ST U MAIN CAM	BOWLING GREEN	OH	43403
004833	BOWMAN GRAY SCH. MEDICINE	WINSTON-SALEM	NC	27103
009721	BRADFORD BEAUTY ACADEMY	WILKES-BARRE	PA	18701
002132	BRADFORD COLLEGE	BRADFORD	MA	01830
001641	BRADLEY UNIVERSITY	PEORIA	IL	61625
006033	BRADY GREEN COMMUNITY CNT	SAN ANTONIO	TX	78207
005542	BRAINERD AREA VOCATIONAL-TECHNICAL INSTITUTE	BRAINERD	MN	56401
320260	BRANCH COUNTY AVIATION INC	COLDWATER	MI	49036
002133	BRANDEIS UNIVERSITY	WALTHAM	MA	02154
143300	BRANDONS PROFESSIONAL SCHOOLS	SAN FRANCISCO	CA	94103
001427	BRANDYWINE C OF WIDENER U	WILMINGTON	DE	19803
536023	BRANIFF EDUCATIONAL SYSTEM	DALLAS	TX	75235
007857	BRAZOSPORT COLLEGE	LAKE JACKSON	TX	77566
001556	BRENAU COLLEGE	GAINESVILLE	GA	30501
001470	BREVARD CMTY COLLEGE	COCOA	FL	32922
002912	BREVARD COLLEGE	BREVARD	NC	28712
009134	BREWER STATE JR COLLEGE	FAYETTE	AL	35555
005591	BREWSTER ADULT TECHNICAL SCHOOL	TAMPA	FL	33602
001557	BREWTON-PARKER COLLEGE	MOUNT VERNON	GA	30445
009407	BRIARWOOD COLLEGE	SOUTHINGTON	CT	06489
001377	BRIDGEPORT ENGR INSTITUTE	BRIDGEPORT	CT	06606
001416	BRIDGEPORT, UNIVERSITY OF	BRIDGEPORT	CT	06602
003704	BRIDGEWATER COLLEGE	BRIDGEWATER	VA	22812
002183	BRIDGEWATER STATE COLLEGE	BRIDGEWATER	MA	02324
012305	BRIGHAM YOUNG U ALL CAM	PROVO	UT	84602
003670	BRIGHAM YOUNG U MAIN CAM	PROVO	UT	84602
009237	BRISTOL COLLEGE	BRISTOL	TN	37620
002176	BRISTOL COMMUNITY COLLEGE	FALL RIVER	MA	02720
005548	BRISTOL-PLYMOUTH REGIONAL VOC-TECH HIGH SCHOO	TAUNTON	MA	02780
311511	BRISTOL-PLYMOUTH REGIONAL VOC-TECH HIGH SCHOO	TAUNTON	MA	02780
566007	BROADCAST ACADEMY	RICHMOND	VA	23230
130123	BROADWAY SCHOOL OF REAL ESTATE	LITTLE ROCK	AR	72202
008404	BROOKDALE CMTY COLLEGE	LINCROFT	NJ	07738
029150	BROOKHAVEN COLLEGE	DALLAS	TX	75234
002781	BROOKLYN CONSERVATORY OF MUSIC	BROOKLYN	NY	11217
002677	BROOKLYN LAW SCHOOL	BROOKLYN	NY	11201
421552	BROOKLYN TRAINING CENTER	BROOKLYN	NY	11201
011246	BROOKS COLLEGE	LONG BEACH	CA	90804
001123	BROOKS INSTITUTE	SANTA BARBARA	CA	93108
002862	BROOME COMMUNITY COLLEGE	BINGHAMTON	NY	13902
530107	BROUSSARD SCHOOL OF WELDING	PORT ARTHUR	TX	77640
001500	BROWARD CMTY COLLEGE	FT LAUDERDALE	FL	33301

INSTITUTIONS IN THE NLS-72 POSTSECONDARY SCHOOL TRANSCRIPT SURVEY
BY SCHOOL NAME

PAGE 9

<u>FICE</u>	<u>SCHOOL</u>	<u>CITY</u>	<u>ST</u>	<u>ZIP</u>
004099	BROWARD CMTY COLLEGE	FT LAUDERDALE	FL	33301
016222	BROWARD CMTY COLLEGE	FT LAUDERDALE	FL	33301
011285	BROWARD CMTY COLLEGE	FT LAUDERDALE	FL	33301
190041	BROWN INSTITUTE	FORT LAUDERDALE	FL	33334
067351	BROWN INSTITUTE	MINNEAPOLIS	MN	55406
903401	BROWN UNIVERSITY	PROVIDENCE	RI	02912
006755	BROWN-MACKIE COLLEGE	SALINA	KS	67401
200027	BRUNSWICK BEAUTY COLLEGE	BRUNSWICK	GA	31520
001558	BRUNSWICK JUNIOR COLLEGE	BRUNSWICK	GA	31523
140036	BRYAN STENOTYPE SCHOOL	LOS ANGELES	CA	90057
003402	BRYANT C BUSINESS ADMIN	SMITHFIELD	RI	02917
002678	BRYANT-STRATTON BUS INST	BUFFALO	NY	14202
012470	BRYANT-STRATTON BUS INST	ROCHESTER	NY	14604
480142	BRYLAND SCHOOL OF BEAUTY	READING	PA	19602
007606	BRYMAN DENTAL COL	LOS ANGELES	CA	90017
010319	BRYMAN MEDIX SCHOOL	BALTIMORE	MD	21204
011148	BRYMAN SCHOOL	PHOENIX	AZ	85006
011109	BRYMAN SCHOOL	CANOGA PARK	CA	91306
008090	BRYMAN SCHOOL	LOS ANGELES	CA	90017
140041	BRYMAN SCHOOL	LOS ANGELES	CA	90017
011024	BRYMAN SCHOOL	SAN JOSE	CA	95128
011221	BRYMAN SCHOOL	CHICAGO	IL	60603
011510	BRYMAN SCHOOL	BROOKLINE	MA	02146
010859	BRYMAN SCHOOL	EAST BRUNSWICK	NJ	08816
012030	BRYMAN SCHOOL	PORTLAND	OR	97201
011123	BRYMAN SCHOOLS	TORRANCE	CA	90504
003237	BRYN MAWR COLLEGE	BRYN MAWR	PA	19010
450702	BUCKEYE STATE COLLEGE OF BUSINESS	MYRON	OH	44312
003238	BUCKNELL UNIVERSITY	LEWISBURG	PA	17837
003239	BUCKS COUNTY CMTY COLLEGE	NEWTOWN	PA	18940
001847	BUENA VISTA COLLEGE	STORM LAKE	IA	50588
006440	BUFF GEN HOSP SCH	BUFFALO	NY	14203
011496	BULLARD-HAVENS REGIONAL VOC-TECH SCHOOL	BRIDGEPORT	CT	06610
011210	BUNKER HILL CMTY COLLEGE	BOSTON	MA	02129
004398	BURGE SCHOOL OF NURSING	SPRINGFIELD	MO	65103
007730	BURLINGTON COUNTY COLLEGE	PEMBERTON	NJ	08068
500006	BURNETTS HAIR FASHION	SPARTANBURG	SC	29302
010162	BURNSIDE-O T T AVIATION TRAINING CENTER	MIAMI	FL	33168
010907	BUSINESS CAREERS INSTITUTE	GREENSBURG	PA	15601
009465	BUSINESS COLLEGE OF THE SOUTHWEST	PLAINVIEW	TX	79072
316010	BUSINESS EDUCATIONAL INSTITUTE	W SPRINGFIELD	DK	
001906	BUTLER CO CMTY COLLEGE	EL DORADO	KS	67042
001788	BUTLER UNIVERSITY	INDIANAPOLIS	IN	46208
006972	BUTTE COLLEGE	OROVILLE	CA	95965
008073	BUTTE COLLEGE	OROVILLE	CA	95965
009282	BUTTE VOCATIONAL TECHNICAL CENTER	BUTTE	MT	59701
006358	BUTTERWORTH HOSPITAL SCHOOL OF NURSING	GRAND RAPIDS	MI	49503
010896	C & M EDUCATION CENTER	BATON ROUGE	LA	70802
001124	CABRILLO COLLEGE	APTOS	CA	95003
003241	CABRINI COLLEGE	RADNOR	PA	19087
001314	CAL - IRVINE, U OF	IRVINE	CA	92717
001127	CAL COLLEGE ARTS & CRAFTS	OAKLAND	CA	94618

<u>FICE</u>	<u>SCHOOL</u>	<u>CITY</u>	<u>ST</u>	<u>ZIP</u>
003947	CAL HASTINGS C LAW,U OF	SAN FRANCISCO	CA	94102
001133	CAL LUTHERAN COLLEGE	THOUSAND OAKS	CA	91360
001143	CAL POLY ST U-SN LUIS OB	SN LUIS OBSPO	CA	93407
010013	CAL SCH PROF PSYC LOS ANG	LOS ANGELES	CA	90057
007993	CAL ST COLLEGE-BAKERSFLD	BAKERSFIELD	CA	93309
001157	CAL ST COLLEGE-STANISLAUS	TURLOCK	CA	95380
008705	CAL ST U & C SYS ALL INST	LONG BEACH	CA	90802
001142	CAL STATE C-SN BERNARDINO	SN BERNARDINO	CA	92407
001144	CAL STATE POLY U-POMONA	POMONA	CA	91768
001146	CAL STATE U-CHICO	CHICO	CA	95929
001141	CAL STATE U-DOMINGUEZ HLS	CARSON	CA	90747
001147	CAL STATE U-FRESNO	FRESNO	CA	93740
009551	CAL STATE U-FRESNO	FRESNO	CA	93740
001137	CAL STATE U-FULLERTON	FULLERTON	CA	92634
001138	CAL STATE U-HAYWARD	HAYWARD	CA	94542
001139	CAL STATE U-LONG BEACH	LONG BEACH	CA	90840
001140	CAL STATE U-LOS ANGELES	LOS ANGELES	CA	90032
001153	CAL STATE U-NORTHRIDGE	NORTHRIDGE	CA	91330
001150	CAL STATE U-SACRAMENTO	SACRAMENTO	CA	95819
001311	CAL SYSW ADMIN CEN OFF, U	BERKELEY	CA	94720
008715	CAL U SYS ADMIN ALL CAM	BERKELEY	CA	94720
013106	CAL WESTERN SCHOOL OF LAW	SAN DIEGO	CA	92101
001312	CAL-BERKELEY,U OF	BERKELEY	CA	94720
001313	CAL-DAVIS,U OF	DAVIS	CA	95616
001315	CAL-LOS ANGELES,U OF	LOS ANGELES	CA	90024
001316	CAL-RIVERSIDE,U OF	RIVERSIDE	CA	92521
001317	CAL-SAN DIEGO,U OF	LA JOLLA	CA	92093
001319	CAL-SAN FRANCISCO,U OF	SAN FRANCISCO	CA	94143
001320	CAL-SANTA BARBARA,U OF	SANTA BARBARA	CA	93106
001321	CAL-SANTA CRUZ,U OF	SANTA CRUZ	CA	95064
004835	CALDWELL CC AND TECH INST	LENOIR	NC	28645
002598	CALDWELL COLLEGE	CALDWELL	NJ	07006
004134	CALDWELL MEMORIAL SCH OF PRACTICAL NURSING	CALDWELL	ID	83605
420127	CALEDONIA HOSP SCH OF PRACTICAL NURSING	BROOKLYN	NY	11226
321608	CALHOUN SCHOOL OF AVIATION	TECUMSEH	MI	49286
007285	CALIFORNIA COLLEGE OF COMMERCE	LONG BEACH	CA	90813
140806	CALIFORNIA COLLEGE OF COURT REPORTING	SAN FRANCISCO	CA	94105
001132	CALIFORNIA INST OF ARTS	VALENCIA	CA	91355
001134	CALIFORNIA MARITIME ACAD	VALIEJO	CA	94590
007232	CALIFORNIA MED AFFILIATES, C OF	SAN FRANCISCO	CA	94102
003316	CALIFORNIA STATE COLLEGE	CALIFORNIA	PA	15419
007231	CALIFORNIA TRNG SCH NURSES AIDES & ORDERLIES	SAN FRANCISCO	CA	94102
001834	CALUMET COLLEGE	WHITING	IN	46394
002450	CALVARY BIBLE COLLEGE	KANSAS CITY	MO	64147
002241	CALVIN COLLEGE	GRAND RAPIDS	MI	49506
002242	CALVIN THEOLOGICAL SEM	GRAND RAPIDS	MI	49506
004889	CAMBRIA ROWE BUSINESS COLLEGE	JOHNSTOWN	PA	15902
321556	CAMBRIDGE BUSINESS SCHOOL	DETROIT	MI	48226
006865	CAMDEN COUNTY COLLEGE	BLACKWOOD	NJ	08012
012069	CAMDEN COUNTY COLLEGE	BLACKWOOD	NJ	08012
003150	CAMERON UNIVERSITY	LAWTON	OK	73505
002913	CAMPBELL UNIVERSITY	BUJES CREEK	NC	27506

INSTITUTIONS IN THE NLS-72 POSTSECONDARY SCHOOL TRANSCRIPT SURVEY
BY SCHOOL NAME

<u>FICE</u>	<u>SCHOOL</u>	<u>CITY</u>	<u>ST</u>	<u>ZIP</u>
001959	CAMPBELLSVILLE COLLEGE	CAMPBELLSVL	KY	42718
006973	CANADA COLLEGE	REDWOOD CITY	CA	94061
005758	CANBY AREA VOCATIONAL-TECHNICAL INSTITUTE	CANBY	MN	56220
002681	CANISIUS COLLEGE	BUFFALO	NY	14208
004546	CANNON'S INTERNATIONAL BUSINESS COLLEGE	HONOLULU	HI	96813
008903	CANYONS, COLLEGE OF THE	VALENCIA	CA	91355
002168	CAPE COD CMTY COLLEGE	W BARNSTABLE	MA	02668
005320	CAPE FEAR TECHNICAL INST	WILMINGTON	NC	28401
007474	CAPITAL CITY BUSINESS COLLEGE	LITTLE ROCK	AR	72204
009685	CAPITAL CITY BUSINESS COLLEGE	LITTLE ROCK	AR	72204
003023	CAPITAL UNIVERSITY	COLUMBUS	OH	43209
007312	CAPITOL RADIO ENGINEERING INSTITUTE	WASHINGTON	DC	20016
009078	CAPRI INSTITUTE OF HAIR DESIGN	CLIFTON	NJ	07011
011708	CAPRICE BEAUTY ACADEMY	JERSEY CITY	NJ	07306
003837	CARDINAL STRITCH COLLEGE	MILWAUKEE	WI	53217
140853	CAREER & CRAFT SCHOOL	SANTA ANA	CA	92701
008108	CAREER ACADEMY	WASHINGTON	DC	
011143	CAREER EDUCATIONAL INSTITUTE	PHILADELPHIA	PA	19107
140076	CAREER TRAINING CENTER	WHITTIER	CA	90601
011004	CAREERCO BUS IN	SYRACUSE	NY	13202
003176	CARL ALBERT JR COLLEGE	POTEAU	OK	74953
007265	CARL SANDBURG COLLEGE	GALESBURG	IL	61401
002340	CARLETON COLLEGE	NORTHFIELD	MN	55057
003303	CARLOW COLLEGE	PITTSBURGH	PA	15213
320146	CARNEGIE INSTITUTE OF DETROIT	TROY	MI	48044
003242	CARNEGIE-MELLON U	PITTSBURGH	PA	15213
430042	CAROLINA SCHOOL OF BROADCASTING	CHARLOTTE	NC	28207
141539	CAROLINE LEONETTI LTD	HOLLYWOOD	CA	90028
005620	CARPENTERS APPRENTIC SCH	GARDEN GROVE	CA	92643
010487	CARROLL CO AREA VOCATIONAL-TECHNICAL SCHOOL	CARROLLTON	GA	30117
002520	CARROLL COLLEGE	HELENA	MT	59625
003838	CARROLL COLLEGE	WAUKESHA	WI	53186
003481	CARSON-NEWMAN COLLEGE	JEFFERSON CY	TN	37760
003839	CARTPAGE COLLEGE	KENOSHA	WI	53141
005703	CARVER STATE TECHNICAL COLLEGE	MOBILE	AL	36617
109047	CARVER STATE TECHNICAL COLLEGE	MOBILE	AL	36617
141619	CASA LOMA COLLEGE	PACOIMA	CA	91342
010910	CASCADE COLLEGE OF COMMERCE	BELLINGHAM	WA	98225
003024	CASE WESTERN RESERVE U	CLEVELAND	OH	44106
003928	CASPER COLLEGE	CASPER	WY	82601
143472	CASTLE AERO CLUB	MERCED	CA	95340
003683	CASTLETON STATE COLLEGE	CASTLETON	VT	05735
002914	CATAWBA COLLEGE	SALISBURY	NC	28144
430045	CATAWBA MEMORIAL HOSP SCHOOL OF X-RAY TECHN	HICKORY	NC	28601
005318	CATAWBA VALLEY TECH C	HICKORY	NC	28601
012364	CATHOLIC MEDICAL CENTER SCHOOL OF NURSING	JAMAICA	NY	11432
009232	CATHOLIC THEOL UNION	CHICAGO	IL	60615
001437	CATHOLIC U OF AMERICA	WASHINGTON	DC	20064
002063	CATONSVILLE CMTY COLLEGE	CATONSVILLE	MD	21228
002861	CAYUGA CO CMTY COLLEGE	AUBURN	NY	13021
010264	CECILS JUNIOR COLLEGE	ASHEVILLE	NC	28806
003243	CEDAR CREST COLLEGE	ALLENTOWN	PA	18104

<u>FICE</u>	<u>SCHOOL</u>	<u>CITY</u>	<u>ST</u>	<u>ZIP</u>
003025	CEDARVILLE COLLEGE	CEDARVILLE	OH	45314
009409	CEN CITY BUSINESS INST	SYRACUSE	NY	13203
002003	CENTENARY C OF LOUISIANA	SHREVEPORT	LA	71104
002599	CENTENARY COLLEGE	HACKETTSTOWN	NJ	07840
006771	CENTER FOR CREATIVE STUDIES	DETROIT	MI	48202
004049	CENTER FOR DEGREE STUDIES	SCRANTON	PA	18515
005274	CENTRAL AREA TRADE SCHOOL	NATCHITOCHE	LA	71457
007283	CENTRAL ARIZONA COLLEGE	COOLIDGE	AZ	85228
001092	CENTRAL ARKANSAS,U OF	CONWAY	AR	72032
001093	CENTRAL BAPTIST COLLEGE	CONWAY	AR	72032
002452	CENTRAL BIBLE COLLEGE	SPRINGFIELD	MO	65802
029144	CENTRAL CHRISTIAN C OF BIBLE	MOBERLY	MO	65270
009325	CENTRAL CITY OCCUPATIONAL CENTER	LOS ANGELES	CA	90015
005201	CENTRAL COLLEGE	WICHITA	KS	67214
001378	CENTRAL CONN ST COLLEGE	NEW BRITAIN	CT	06050
001471	CENTRAL FLA CITY COLLEGE	OCALA	FL	32670
003954	CENTRAL FLORIDA, U OF	ORLANDO	FL	32816
005244	CENTRAL KENTUCKY STATE VOC-TECH SCHOOL	LEXINGTON	KY	40511
002034	CENTRAL ME VOC-TECH INST	AUBURN	ME	04210
002453	CENTRAL METHODIST COLLEGE	FAYETTE	MO	65248
002243	CENTRAL MICH UNIVERSITY	MT PLEASANT	MI	48859
002454	CENTRAL MO ST UNIVERSITY	WARRENSBURG	MO	64093
010306	CENTRAL NEW ENG C TECH	WORCESTER	MA	01610
011046	CENTRAL OHIO TECHNICAL C	NEWARK	OH	43055
005312	CENTRAL OKLAHOMA AREA VOC-TECH SCHOOL	DRUMRIGHT	OK	74030
009964	CENTRAL OKLAHOMA AREA VOC-TECH SCHOOL	DRUMRIGHT	OK	74030
003188	CENTRAL OREG CMTY COLLEGE	EEND	OR	97701
010494	CENTRAL PA BUS SCH	SUMMERDALE	PA	17093
002915	CENTRAL PIEDMONT C C	CHARLOTTE	NC	28235
003026	CENTRAL STATE UNIVERSITY	WILBERFORCE	OH	45384
003152	CENTRAL STATE UNIVERSITY	EDMOND	OK	73034
004720	CENTRAL TECH C C AREA	GRAND ISLAND	NE	68801
029007	CENTRAL TECH C C AREA	GRAND ISLAND	NE	68801
004003	CENTRAL TEXAS COLLEGE	KILLEEN	TX	76541
001850	CENTRAL U OF IOWA	PELLA	IA	50219
004988	CENTRAL VA CMTY COLLEGE	LYNCHBURG	VA	24502
003771	CENTRAL WASH UNIVERSITY	ELLENSBURG	WA	98926
007289	CENTRAL WYOMING COLLEGE	RIVERTON	WY	82501
001644	CENTRAL YMCA CMTY COLLEGE	CHICAGO	IL	60606
003772	CENTRALIA COLLEGE	CENTRALIA	WA	98531
001961	CENTRE COLLEGE OF KY	DANVILLE	KY	40422
143048	CENTURY 21 REAL ESTATE ACADEMY	LONG BEACH	CA	90807
121564	CENTURY 21 SCHOOL OF REAL ESTATE	PHOENIX	AZ	85016
001161	CERRITOS COLLEGE	NORWALK	CA	90650
010111	CERRO COSO CMTY COLLEGE	RIDGECREST	CA	93555
001162	CHABOT COLLEGE	HAYWARD	CA	94545
013109	CHABOT COLLEGE	HAYWARD	CA	94545
002539	CHADRON STATE COLLEGE	CHADRON	NE	69337
001163	CHAFFEY COMMUNITY COLLEGE	ALTA LOMA	CA	91701
002138	CHAMBERLAYNE JR COLLEGE	BOSTON	MA	02116
001605	CHAMINADE U OF HONOLULU	HONOLULU	HI	96816
003684	CHAMPLAIN COLLEGE	BURLINGTON	VT	05401

<u>FICE</u>	<u>SCHOOL</u>	<u>CITY</u>	<u>ST</u>	<u>ZIP</u>
007479	CHANDLER SCHOOL	BOSTON	MA	02116
001164	CHAPMAN COLLEGE	ORANGE	CA	92666
010327	CHAPMAN COURT REPORTING COLLEGE	FORT WORTH	TX	76108
006301	CHARITY HOSP SCH OF ANESTHESIA FOR NURSES	NEW ORLEANS	LA	70140
012930	CHARLES & SUE'S SCHOOL OF HAIR DESIGN	BRYAN	TX	77801
002064	CHARLES CO CMTY COLLEGE	LA PLATA	MD	20646
010573	CHARLESTON JOB CORPS	CHARLESTON	WV	25301
004920	CHARLESTON TECH CTR	CHARLESTON	SC	29403
003818	CHARLESTON, U OF	CHARLESTON	WV	25304
003428	CHARLESTON, COLLEGE OF	CHARLESTON	SC	29424
431509	CHARLOTTE TRUCK DRIVER TRAINING SCHOOL	HARRISBURG	NC	28075
003244	CHATHAM COLLEGE	PITTSBURGH	PA	15232
012103	CHATTAHOOCHEE VALLEY CC	PHENIX CITY	AL	36867
003998	CHATTANOOGA ST TECH CC	CHATTANOOGA	TN	37406
003218	CHEMEKETA CMTY COLLEGE	SALEM	OR	97309
004650	CHESAPEAKE COLLEGE	WYE MILLS	MD	21679
006409	CHESHIRE HOSPITAL SCHOOL OF NURSING	KEENE	NH	03431
006532	CHESTER COUNTY HOSPITAL SCHOOL OF NURSING	WEST CHESTER	PA	19380
010953	CHESTER COUNTY VO TEC	COATESVILLE	PA	19320
007602	CHESTERFLD-MARLBORO TECH	CHERAW	SC	29520
003245	CHESTNUT HILL COLLEGE	PHILADELPHIA	PA	19118
003317	CHEYNEY STATE COLLEGE	CHEYNEY	PA	19319
008178	CHIC UNIVERSITY OF COSMETOLOGY	GRAND RAPIDS	MI	49503
231607	CHICAGO BUSINESS ACADEMY	CHICAGO	IL	60604
009035	CHICAGO COLLEGE OF AUTOMATION	CHICAGO	IL	60606
001694	CHICAGO STATE UNIVERSITY	CHICAGO	IL	60628
001660	CHICAGO TECHNICAL COLLEGE	CHICAGO	IL	60616
001661	CHICAGO THEOLOGICAL SEM	CHICAGO	IL	60637
001774	CHICAGO, UNIVERSITY OF	CHICAGO	IL	60637
004275	CHILDREN'S HOSPITAL SCHOOL OF X-RAY TECHNOLOG	LOS ANGELES	CA	90027
011861	CHILDRENS HOSPITAL SCHOOL OF X-RAY TECHN	AKRON	OH	44308
005531	CHILLICOTHE AREA VOCATIONAL-TECHNICAL SCHOOL	CHILLICOTHE	MO	64601
001472	CHIPOLA JUNIOR COLLEGE	MARIANNA	FL	32446
007473	CHOFFIN SCHOOL OF PRACTICAL NURSING	YOUNGSTOWN	OH	44503
002916	CHOWAN COLLEGE	MURFREESBORO	NC	27855
006489	CHRIST HOSPITAL SCHOOL OF NURSING	CINCINNATI	OH	45219
003482	CHRISTIAN BROS COLLEGE	MEMPHIS	TN	38104
012031	CHRISTIAN HERITAGE C	EL CAJON	CA	92021
003706	CHRISTOPHER NEWPORT C	NEWPORT NEWS	VA	23606
010851	CHUBB INSTITUTE FOR COMPUTER TECHNOLOGY	SHORT HILLS	NJ	07078
004868	CINCIN RAYMND WALTERS C,U	BLUE ASH	OH	45236
004854	CINCINNATI ALL CAM,U OF	CINCINNATI	OH	45221
003029	CINCINNATI BIBLE SEMINARY	CINCINNATI	OH	45204
010906	CINCINNATI C MORTUARY SCI	CINCINNATI	OH	45206
003125	CINCINNATI MAIN CAM,U OF	CINCINNATI	OH	45221
451724	CINCINNATI PRIVATE POLICE TRAINING SCHOOLS	CINCINNATI	OH	45202
010345	CINCINNATI TECH COLLEGE	CINCINNATI	OH	45223
003553	CISCO JUNIOR COLLEGE	CISCO	TX	76437
003423	CITADEL MILITARY C OF SC	CHARLESTON	SC	29409
001166	CITRUS COLLEGE	AZUSA	CA	91702
012461	CITTONE SCHOOL OF COURT REPORTING	EDISON	NJ	08817
320034	CITY BARBER COLLEGE	EAST DETROIT	MI	48226

INSTITUTIONS IN THE NLS-72 POSTSECONDARY SCHOOL TRANSCRIPT SURVEY PAGE 14
BY SCHOOL NAME

<u>FICE</u>	<u>SCHOOL</u>	<u>CITY</u>	<u>ST</u>	<u>ZIP</u>
008727	CITY C CHGO ALL CAM	CHICAGO	IL	60601
029050	CITY C CHGO CITY-WIDE C	CHICAGO	IL	60601
001654	CITY C CHGO KENNEDY-KING	CHICAGO	IL	60621
001652	CITY C CHGO LOOP C	CHICAGO	IL	60601
001650	CITY C CHGO MALCOLM X C	CHICAGO	IL	60612
010070	CITY C CHGO OLIVE-HARVEY	CHICAGO	IL	60628
001649	CITY C CHGO R J DALEY C	CHICAGO	IL	60652
001648	CITY C CHGO TRUMAN C	CHICAGO	IL	60640
001655	CITY C CHGO WRIGHT C	CHICAGO	IL	60634
007668	CITY COL OF COSMETOLOGY	APPLETON	WI	54956
013022	CITY COLLEGE	SEATTLE	WA	98104
007670	CITY COLLEGE OF COSMETOLOGY	EAU CLAIRE	WI	54701
001167	CITY COLLEGE OF SAN FRANCISCO	SAN FRANCISCO	CA	94112
004878	CLACKAMAS CMTY COLLEGE	OREGON CITY	OR	97045
003424	CLAFLIN COLLEGE	ORANGEBURG	SC	29115
011119	CLAIR MESA BEAUTY SCHOOL	SAN DIEGO	CA	92117
570049	CLARE'S BEAUTY COLLEGE	PASCO	WA	99301
001170	CLAREMONT MCKENNA C	CLAREMONT	CA	91711
008706	CLAREMONT U SYS ALL INST	CLAREMONT	CA	91711
003168	CLAREMORE JUNIOR COLLEGE	CLAREMORE	OK	74017
003554	CLARENDON COLLEGE	CLARENDON	TX	79226
003319	CLARION ST C VENANGO CAM	OIL CITY	PA	16301
009235	CLARION STATE C MAIN CAM	CLARION	PA	16214
010362	CLARK CO CMTY COLLEGE	LAS VEGAS	NV	89030
001559	CLARK COLLEGE	ATLANTA	GA	30314
003773	CLARK COLLEGE	VANCOUVER	WA	98663
004609	CLARK SCHOOL OF BUSINESS	TOPEKA	KS	66603
004852	CLARK TECHNICAL COLLEGE	SPRINGFIELD	OH	45505
004608	CLARK U SCH ART MUSEUM	WORCESTER	MA	01608
002139	CLARK UNIVERSITY	WORCESTER	MA	01610
001852	CLARKE COLLEGE	DUBUQUE	IA	52001
002400	CLARKE COLLEGE	NEWTON	MS	39345
002699	CLARKSON COLLEGE OF TECHN	POTSDAM	NY	13676
003189	CLATSOP COMMUNITY COLLEGE	ASTORIA	OR	97103
008976	CLAYTON JUNIOR COLLEGE	MORROW	GA	30260
002246	CLEARY COLLEGE	YPSILANTI	MI	48197
003425	CLEMSON UNIVERSITY	CLEMSON	SC	29631
005210	CLEVELAND INST ELECS	CLEVELAND	OH	44114
003982	CLEVELAND INST OF ART	CLEVELAND	OH	44106
003031	CLEVELAND INST OF MUSIC	CLEVELAND	OH	44106
006490	CLEVELAND METRO GEN HOSP SCH OF NURSING	CLEVELAND	OH	44109
003999	CLEVELAND ST CMTY COLLEGE	CLEVELAND	TN	37311
003032	CLEVELAND ST UNIVERSITY	CLEVELAND	OH	44115
005323	CLEVELAND TECHNICAL SCHOOL	CLEVELAND	OH	44102
006787	CLINTON COMMUNITY COLLEGE	PLATTSBURGH	NY	12901
009960	CLOVER PARK VOCATIONAL-TECHNICAL INSTITUTE	TACOMA	WA	98499
002401	COAHOMA JUNIOR COLLEGE	CLARKSDALE	MS	38614
008711	COAST CC SYS ALL INST	COSTA MESA	CA	92626
008084	COASTAL CAROLINA CC	JACKSONVILLE	NC	28540
004887	COATESVILLE HOSPITAL SCHOOL OF NURSING	COATESVILLE	PA	19320
001072	COCHISE COLLEGE	DOUGLAS	AZ	85607
001854	COE COLLEGE	CEDAR RAPIDS	IA	52402

INSTITUTIONS IN THE NLS-72 POSTSECONDARY SCHOOL TRANSCRIPT SURVEY
BY SCHOOL NAME

PAGE 15

<u>FICE</u>	<u>SCHOOL</u>	<u>CITY</u>	<u>ST</u>	<u>ZIP</u>
001910	COFFEYVL CMTY COLLEGE	COFFEYVILLE	KS	67337
001177	COGSWELL COLLEGE	SAN FRANCISCO	CA	94108
003427	COKER COLLEGE	HARTSVILLE	SC	29550
002039	COLBY COLLEGE	WATERVILLE	ME	04901
001911	COLBY COMMUNITY COLLEGE	COLBY	KS	67701
002572	COLBY-SAWYER COLLEGE	NEW LONDON	NH	03257
002701	COLGATE UNIVERSITY	HAMILTON	NY	13346
143007	COLLEGE FOR RECORDING ARTS	SAN FRANCISCO	CA	94107
006669	COLLEGE OF HAMPTON ROADS	NEWPORT NEWS	VA	23602
004756	COLLEGE OF PHSY & SURG	NEW YORK	NY	10032
007297	COLORADO AERO TECH	BROOMFIELD	CO	80020
001370	COLORADO AT BOULDER, U OF	BOULDER	CO	80309
004509	COLORADO AT CO SPRINGS, U OF	COLORADO SPG	CO	80907
006740	COLORADO AT DENVER, U OF	DENVER	CO	80202
001347	COLORADO COLLEGE	COLORADO SPG	CO	80903
004508	COLORADO HEALTH SCI CNTR, U OF	DENVER	CO	80262
009008	COLORADO MOUNTAIN C EAST CAM	LEADVILLE	CO	80461
004506	COLORADO MOUNTAIN C WEST CAM	GLENWOOD SPG	CO	81601
001359	COLORADO NORTHWESTERN CC	RANGELY	CO	81648
001348	COLORADO SCHOOL OF MINES	GOLDEN	CO	80401
011572	COLORADO SCHOOL OF TRADES	DENVER	CO	80215
156001	COLORADO SCHOOL OF TRADES	DENVER	CO	80215
001350	COLORADO STATE UNIVERSITY	FORT COLLINS	CO	80523
001351	COLORADO WOMEN'S COLLEGE	DENVER	CO	80220
003774	COLUMBIA BASIN CC	PASCO	WA	99301
003190	COLUMBIA CHRISTIAN C	PORTLAND	OR	97220
007707	COLUMBIA COLLEGE	COLUMBIA	CA	95310
029221	COLUMBIA COLLEGE	HOLLYWOOD	CA	90038
001665	COLUMBIA COLLEGE	CHICAGO	IL	60605
002456	COLUMBIA COLLEGE	COLUMBIA	MO	65216
003430	COLUMBIA COLLEGE	COLUMBIA	SC	29203
003483	COLUMBIA ST CMTY COLLEGE	COLUMBIA	TN	38401
011607	COLUMBIA U ALL CAMPUSES	NEW YORK	NY	10027
011609	COLUMBIA U ALL CAMPUSES	NEW YORK	NY	10027
002707	COLUMBIA U MAIN DIVISION	NEW YORK	NY	10027
003979	COLUMBIA U TCHRS COLLEGE	NEW YORK	NY	10027
005624	COLUMBUS AREA VOCATIONAL-TECHNICAL SCHOOL	COLUMBUS	GA	31904
209004	COLUMBUS AREA VOCATIONAL-TECHNICAL SCHOOL	COLUMBUS	GA	31904
200031	COLUMBUS BEAUTY SCHOOL	COLUMBUS	GA	31904
004853	COLUMBUS BUSINESS UNIVERSITY	COLUMBUS	OH	43229
003039	COLUMBUS C ART AND DESIGN	COLUMBUS	OH	43215
001561	COLUMBUS COLLEGE	COLUMBUS	GA	31993
006867	COLUMBUS TECHNICAL INST	COLUMBUS	OH	43216
310104	COMERFORD FLIGHT SCHOOL	BEDFORD	MA	01730
009172	COMM HOSP SCH NU	SPRINGFIELD	OH	
010810	COMMERCIAL COLLEGE	SHREVEPORT	LA	71104
280013	COMMERCIAL COLLEGE	SHREVEPORT	LA	71104
010045	COMMERCIAL COLLEGE OF MIDLAND	MIDLAND	TX	79703
471501	COMMERCIAL DRIVER TRAINING	PORTLAND	OR	97043
007319	COMMERCIAL TRADES INSTITUTE	CHICAGO	IL	60648
010061	COMMONWEALTH COLLEGE	VA BEACH	VA	23452
481532	COMMUNITY COLLEGE OF ALLEGHENY COUNTY	PITTSBURGH	PA	15237

<u>FICE</u>	<u>SCHOOL</u>	<u>CITY</u>	<u>ST</u>	<u>ZIP</u>
001188	COMPTON CMTY COLLEGE	COMPTON	CA	90221
009591	COMPUTER LEARNING CENTER	LOS ANGELES	CA	90010
009572	COMPUTER LEARNING CENTER	FAIRFAX	VA	22030
010076	COMPUTER PROCESSING INSTITUTE	EAST HARTFORD	CT	06108
007434	COMPUTER SYSTEMS INSTITUTE	PITTSBURGH	PA	15222
003810	CONCORD COLLEGE	ATHENS	WV	24712
002346	CONCORDIA C	MOORHEAD	MN	56560
002347	CONCORDIA C-SAINT PAUL	SAINT PAUL	MN	55104
001666	CONCORDIA COLLEGE	RIVER FOREST	IL	60305
002247	CONCORDIA COLLEGE	ANN ARBOR	MI	48105
002709	CONCORDIA COLLEGE	BRONXVILLE	NY	10708
003842	CONCORDIA COLLEGE	MILWAUKEE	WI	53208
003557	CONCORDIA LUTH COLLEGE	AUSTIN	TX	78705
002457	CONCORDIA SEMINARY	SAINT LOUIS	MO	63105
002541	CONCORDIA TCHRS COLLEGE	SEWARD	NE	68434
001790	CONCORDIA THEOLOGICAL SEM	FORT WAYNE	IN	46825
001417	CONNECTICUT ALL CAMPUSES, U OF	STORRS	CT	06268
001418	CONNECTICUT ALL CAMPUSES, U OF	STORRS	CT	06268
001379	CONNECTICUT COLLEGE	NEW LONDON	CT	06320
009030	CONNECTICUT HEALTH CENTER, U OF	FARMINGTON	CT	06032
010779	CONNECTICUT SCHOOL OF BROADCASTING	STRATFORD	CT	06497
007305	CONNECTICUT SCHOOL OF ELECTRONICS	NEW HAVEN	CT	06519
001419	CONNECTICUT, U OF	STORRS	CT	06268
007307	CONNECTICUT, U OF	STORRS	CT	06268
005344	CONNELLY SKILL LEARNING CENTER	PITTSBURGH	PA	15219
003153	CONNORS STATE COLLEGE	WARNER	OK	74469
536026	CONROE COLLEGE	CONROE	TX	77301
007417	CONTEMPORARY SCHOOL OF BEAUTY CULTURE	SYRACUSE	NY	13202
009433	CONTINENTAL COLLEGE OF BEAUTY	SALT LAKE CITY	UT	84106
001189	CONTRA COSTA CC SYS OFF	MARTINEZ	CA	94553
001190	CONTRA COSTA COLLEGE	SAN PABLO	CA	94806
007546	CONTROL DATA INSTITUTE	LOS ANGELES	CA	90045
009053	CONTROL DATA INSTITUTE	SAN FRANCISCO	CA	94108
007318	CONTROL DATA INSTITUTE	CHICAGO	IL	60611
010537	CONTROL DATA INSTITUTE	CHICAGO	IL	60611
010559	CONTROL DATA INSTITUTE	CHICAGO	IL	60611
009071	CONTROL DATA INSTITUTE	BURLINGTON	MA	01803
008432	CONTROL DATA INSTITUTE	SOUTHFIELD	MI	48075
007554	CONTROL DATA INSTITUTE	MINNEAPOLIS	MN	55401
007917	CONTROL DATA INSTITUTE	ARLINGTON	VA	22204
003431	CONVERSE COLLEGE	SPARTANBURG	SC	29301
006216	COOK COUNTY SCH OF NURSING	CHICAGO	IL	60612
003558	COOKE COUNTY COLLEGE	GAINESVILLE	TX	76240
010408	COOPER SCHOOL OF ART	CLEVELAND	OH	44115
002710	COOPER UNION	NEW YORK	NY	10003
002402	COPIAH-LINCOLN JR COLLEGE	WESSON	MS	39191
004149	COPLEY MEMORIAL HOSPITAL SCHOOL OF NURSING	AURORA	IL	60504
002068	COPPIN STATE COLLEGE	BALTIMORE	MD	21216
004036	CORBIN VOCAT SCHOOL	CORBIN	KY	40701
011950	CORCORAN SCHOOL OF ART	WASHINGTON	DC	20006
002711	CORNEL U ENDOWED COLLEGES	ITHACA	NY	14853
001856	CORNELL COLLEGE	MOUNT VERNON	IA	52314

INSTITUTIONS IN THE NLS-72 POSTSECONDARY SCHOOL TRANSCRIPT SURVEY
BY SCHOOL NAME

PAGE 17

<u>FICE</u>	<u>SCHOOL</u>	<u>CITY</u>	<u>ST</u>	<u>ZIP</u>
008779	CORNELL U ALL CAMPUSES	ITHACA	NY	14853
002863	CORNING COMMUNITY COLLEGE	CORNING	NY	14830
012315	CORNISH INSTITUTE	SEATTLE	WA	98102
003650	CORPUS CHRISTI STATE U	CORPUS CHRSTI	TX	78412
011161	CORPUS CHRISTI STATE U	CORPUS CHRSTI	TX	78412
007536	COSUMNES RIVER COLLEGE	SACRAMENTO	CA	95823
002458	COTTEY COLLEGE	NEVADA	MO	64772
005250	COTTON BOLL VOCATIONAL-TECHNICAL SCHOOL	BURDETTE	AR	72321
007106	COUNTY COLLEGE OF MORRIS	RANDOLPH	NJ	07869
007729	COUNTY COLLEGE OF MORRIS	RANDOLPH	NJ	07869
160121	COUNTY SCHOOLS	BRIDGEPORT	CT	06606
012462	COURT REPORTERS SECRETARIAL INSTITUTE	HACKENSACK	NJ	07601
003484	COVENANT COLLEGE	LOOKOUT MTN	TN	37350
001902	COWLEY CO CMTY COLLEGE	ARKANSAS CITY	KS	67005
007480	COYNE ELECTRICAL SCHOOL	BOSTON	MA	02115
009272	CRAFTON HILLS COLLEGE	YUCAIPA	CA	92399
002248	CRANBROOK ACADEMY OF ART	BLOOMFLD HLS	MI	48013
008086	CRAVEN COMMUNITY COLLEGE	NEW BERN	NC	28560
140843	CRAWFORD NAUTICAL SCHOOL	SAN FRANCISCO	CA	94119
011724	CREATIVE SCHOOL OF HAIRDRESSING	MANCHESTER	CT	06040
002542	CREIGHTON UNIVERSITY	OMAHA	NE	68178
004487	CRISS BUSINESS COLLEGE	ANAHEIM	CA	92805
002459	CROWDER COLLEGE	NEOSHO	MO	64850
011473	CROZER-CHESTER MED CTR SCH RADIOLOGIC TECHN	CHESTER	PA	19013
001192	CUESTA COLLEGE	SN LUIS OBSPO	CA	93406
007304	CULINARY INST OF AMERICA	HYDE PARK	NY	12538
002460	CULVER-STOCKTON COLLEGE	CANTON	MO	63435
001962	CUMBERLAND COLLEGE	WILLIAMSBURG	KY	40769
003485	CUMBERLAND COLLEGE TENN	LEBANON	TN	37087
401592	CUMBERLAND COUNTY AREA VOC-TECH SCHOOL	BRIDGETON	NJ	08302
002601	CUMBERLAND COUNTY COLLEGE	VINELAND	NJ	08360
004766	CUNY BERNARD BARUCH C	NEW YORK	NY	10010
002691	CUNY BORO OF MANHATTAN CC	NEW YORK	NY	10019
002692	CUNY BRONX CMTY COLLEGE	BRONX	NY	10453
002687	CUNY BROOKLYN COLLEGE	BROOKLYN	NY	11210
002698	CUNY C OF STATEN ISLAND	STATEN ISLAND	NY	10301
002688	CUNY CITY COLLEGE	NEW YORK	NY	10031
008611	CUNY HOSTOS C C	BRONX	NY	10451
002689	CUNY HUNTER COLLEGE	NEW YORK	NY	10021
002693	CUNY JOHN JAY C CRIM JUST	NEW YORK	NY	10019
002694	CUNY KINGSBOROUGH CC	BROOKLYN	NY	11235
010051	CUNY LA GUARDIA CC	LONG IS CY	NY	11101
007022	CUNY LEHMAN COLLEGE	BRONX	NY	10468
010097	CUNY MEDGAR EVERS COLLEGE	BROOKLYN	NY	11225
002696	CUNY NYC TECH C	BROOKLYN	NY	11201
002690	CUNY QUEENS COLLEGE	FLUSHING	NY	11367
004809	CUNY QUEENS COLLEGE	FLUSHING	NY	11367
002697	CUNY QUEENSBOROUGH CC	NEW YORK	NY	11364
904760	CUNY SYS ALL INST	NEW YORK	NY	10021
002686	CUNY SYS OFFICE	NEW YORK	NY	10021
004759	CUNY YORK COLLEGE	JAMAICA	NY	11451
002143	CURRY COLLEGE	MILTON	MA	02186

INSTITUTIONS IN THE NLS-72 POSTSECONDARY SCHOOL TRANSCRIPT SURVEY
BY SCHOOL NAME

PAGE 18

<u>FICE</u>	<u>SCHOOL</u>	<u>CITY</u>	<u>ST</u>	<u>ZIP</u>
003251	CURTIS INSTITUTE OF MUSIC	PHILADELPHIA	PA	19103
003234	CUSHING JUNIOR COLLEGE	BRYN MAWR	PA	19010
003040	CUYAHOGA CC DISTRICT	CLEVELAND	OH	44115
010288	CUYAHOGA COMMUNITY COLLEGE--EASTERN CAMPUS	WARRENSVEL TWP	OH	44122
007103	CUYAHOGA COMMUNITY COLLEGE--METRO CAMPUS	CLEVELAND	OH	44115
458010	CUYAHOGA COMMUNITY COLLEGE--METRO CAMPUS	CLEVELAND	OH	44115
004053	CUYAHOGA COMMUNITY COLLEGE--WESTERN CAMPUS	PARMA HEIGHTS	OH	44130
029246	CUYAMACA COLLEGE	EL CAJON	CA	92020
001193	CYPRESS COLLEGE	CYPRESS	CA	90630
182222	D C SKILLS CENTER	WASHINGTON	DC	20002
001441	D C TEACHER COL	WASHINGTON	DC	
002712	D'YOUVILLE COLLEGE	BUFFALO	NY	14201
004996	DABNEY S LANCASTER CC	CLIFTON FORGE	VA	24422
002808	DAEMEN COLLEGE	AMHERST	NY	14226
010402	DAKOTA COUNTY AREA VOCATIONAL-TECHNICAL INST	ROSEMOUNT	MN	55068
339016	DAKOTA COUNTY AREA VOCATIONAL-TECHNICAL INST	ROSEMOUNT	MN	55068
003461	DAKOTA WESLEYAN U	MITCHELL	SD	57301
003560	DALLAS BAPTIST COLLEGE	DALLAS	TX	75236
010668	DALLAS BIBLE COLLEGE	DALLAS	TX	75228
006941	DALLAS CHRISTIAN COLLEGE	DALLAS	TX	75234
003561	DALLAS CO CC DIST SWS OFF	DALLAS	TX	75202
536031	DALLAS COURT REPORTING COLLEGE	DALLAS	TX	75247
010761	DALLAS INSTITUTE	DALLAS	TX	75227
003562	DALLAS THEOL SEMINARY	DALLAS	TX	75204
003651	DALLAS,UNIVERSITY OF	IRVING	TX	75061
029037	DANIEL HALE WILLIAMS U	CHICAGO	IL	60644
004731	DANIEL WEBSTER COLLEGE	NASHUA	NH	03063
001669	DANVILLE AREA CMTY C	DANVILLE	IL	61832
003758	DANVILLE CMTY COLLEGE	DANVILLE	VA	24541
012506	DANVILLE SCHOOL OF PRACTICAL NURSING	DANVILLE	KY	40422
002573	DARTMOUTH COLLEGE	HANOVER	NH	03755
190082	DATA PROCESSING INSTITUTE	ORLANDO	FL	32805
300078	DATA PROCESSING INSTITUTE	BALTIMORE	MD	21202
002249	DAVENPORT COLLEGE OF BUS	GRAND RAPIDS	MI	49503
451635	DAVID CURTIS SCHOOL OF FLORAL DESIGN	DAYTON	OH	45420
005520	DAVID HALE FANNING SCH OF HEALTH OCCUPATIONS	WORCESTER	MA	01605
003486	DAVID LIPSCOMB COLLEGE	NASHVILLE	TN	37203
010827	DAVID PRESSLEY SCHOOL OF COSMETOLOGY	ROYAL OAK	MI	48067
002919	DAVIDSON CO CMTY COLLEGE	LEXINGTON	NC	27292
002918	DAVIDSON COLLEGE	DAVIDSON	NC	28036
005272	DAVISS COUNTY AREA VOCATIONAL SCHOOL	OWENSBORO	KY	42301
003811	DAVIS AND ELKINS COLLEGE	ELKINS	WV	26241
430061	DAVIS HOSPITAL SCHOOL OF NURSING	STATESVILLE	NC	28677
004855	DAVIS JUNIOR COLLEGE	TOLEDO	OH	43604
002529	DAWSON COMMUNITY COLLEGE	GLEN DIVE	MT	59330
006658	DAYTON ART INSTITUT	DAYTON	OH	45401
003127	DAYTON,UNIVERSITY OF	DAYTON	OH	45469
001475	DAYTONA BCH CMTY COLLEGE	DAYTONA BEACH	FL	32015
004480	DE ANZA COLLEGE	CUPERTINO	CA	95014
005622	DE KALB AREA VOC-TECH SCHOOL	CLARKSTON	GA	30021
209005	DE KALB AREA VOC-TECH SCHOOL	CLARKSTON	GA	30021
231613	DE MOON REAL ESTATE SCHOOL	CHICAGO	IL	60635

INSTITUTIONS IN THE NLS-72 POSTSECONDARY SCHOOL TRANSCRIPT SURVEY
BY SCHOOL NAME

PAGE 19

<u>FICE</u>	<u>SCHOOL</u>	<u>CITY</u>	<u>ST</u>	<u>ZIP</u>
006342	DEACONESS NURSI	BOSTON	MA	02169
009186	DEAN INST TECHNOLOGY	PITTSBURGH	PA	15226
002144	DEAN JUNIOR COLLEGE	FRANKLIN	MA	02038
011631	DEE & JAYS SCHOOL OF BEAUTY	BATON ROUGE	LA	70306
001195	DEFENSE LANGUAGE INST	MONTEREY	CA	93941
003041	DEFIANCE COLLEGE	DEFIANCE	OH	43512
001562	DEKALB COMMUNITY COLLEGE	CLARKSTON	GA	30021
003563	DEL MAR COLLEGE	CORPUS CHRSTI	TX	78404
007110	DELAWARE CO CMTY COLLEGE	MEDIA	PA	19063
012962	DELAWARE LAW SCH	WILMINGTON	DE	19803
011387	DELAWARE STANTON-WILMINGTON	NEWARK	DE	19702
001428	DELAWARE STATE COLLEGE	DOVER	DE	19901
009050	DELAWARE TECH & CC ALL CAM	DOVER	DE	19901
007053	DELAWARE TECH & CC STHRN CAM	GEORGETOWN	DE	19947
011727	DELAWARE TECH & CC TERRY CAM	DOVER	DE	19901
009011	DELAWARE TECH & CC WILMINGTON	WILMINGTON	DE	19801
480250	DELAWARE VALLEY ACADEMY OF MED & DENT ASSTS	PHILADELPHIA	PA	19149
003252	DELAWARE VLY C SCI & AGR	DOYLESTOWN	PA	18901
001431	DELAWARE,UNIVERSITY OF	NEWARK	DE	19711
004626	DELGADO CMTY COLLEGE	NEW ORLEANS	LA	70119
002251	DELTA COLLEGE	UNIV CTR	MI	48710
011963	DELTA SCHOOL OF BUSINESS	BATON ROUGE	LA	70805
010626	DELTA SCHOOL OF BUSINESS	LAFAYETTE	LA	70506
010064	DELTA SCHOOL OF COMMERCE	ALEXANDRIA	LA	71301
280001	DELTA SCHOOL OF COMMERCE	ALEXANDRIA	LA	71301
702403	DELTA STATE UNIVERSITY	CLEVELAND	MS	38732
005471	DELTA-OUACHITA VOCATIONAL-TECHNICAL INSTITUTE	WEST MONROE	LA	71291
003042	DENISON UNIVERSITY	GRANVILLE	OH	43023
005363	DENMARK TECHNICAL COLLEGE	DENMARK	SC	29042
146043	DENTAL TECHNOLOGY INSTITUTE	ORANGE	CA	92667
009758	DENVER ALL CAM,CC OF	DENVER	CO	80218
009542	DENVER AURARIA CAM,CC OF	DENVER	CO	80204
007547	DENVER AUTOMOTIVE AND DIESEL COLLEGE INC	DENVER	CO	80223
001352	DENVER CONS BAPTIST SEM	DENVER	CO	80110
151018	DENVER INSTITUTE OF TECHNOLOGY	DENVER	CO	80221
007933	DENVER NORTH CAMPUS,CC OF	WESTMINSTER	CO	80030
001371	DENVER,UNIVERSITY OF	DENVER	CO	80210
006386	DEPAUL HOSP NURS SCHL	BRIDGETON	MO	63044
001671	DEPAUL UNIVERSITY	CHICAGO	IL	60604
001792	DEPAUW UNIVERSITY	GREENCASTLE	IN	46135
001845	DES MOINES AREA CC	ANKENY	IA	50021
004050	DES MOINES AREA CC	ANKENY	IA	50021
008316	DES MOINES AREA CC	ANKENY	IA	50021
001182	DESERT, COLLEGE OF THE	PALM DESERT	CA	92260
151016	DESIGN FLORAL SCHOOL	DENVER	CO	80212
004702	DETROIT BUSINESS INSTITUTE	DETROIT	MI	48226
002253	DETROIT C OF BUS ADMIN	DEARBORN	MI	48126
002254	DETROIT COLLEGE OF LAW	DETROIT	MI	48201
004675	DETROIT ENGINEERING INSTITUTE	DETROIT	MI	48226
005541	DETROIT LAKES AREA VOCATIONAL-TECHNICAL INST	DETROIT LAKES	MN	56501
002323	DETROIT,UNIVERSITY OF	DETROIT	MI	48221
010727	DEVRY ED INST	EVANSTON	IL	60202

INSTITUTIONS IN THE NLS-72 POSTSECONDARY SCHOOL TRANSCRIPT SURVEY
BY SCHOOL NAME

PAGE 20

<u>FICE</u>	<u>SCHOOL</u>	<u>CITY</u>	<u>ST</u>	<u>ZIP</u>
008322	DEVRY INST OF TECHNOLOGY	PHOENIX	AZ	85016
001672	DEVRY INST OF TECHNOLOGY	CHICAGO	IL	60618
010139	DEVRY INST OF TECHNOLOGY	IRVING	TX	75062
009224	DEVRY INST TECHNOLOGY	ATLANTA	GA	30341
009228	DEVRY TECHNICAL INSTITUTE	WOODBRIIDGE	NJ	07095
146040	DIABLO BEAUTY COLLEGE	CONCORD	CA	94520
001191	DIABLO VALLEY COLLEGE	PLEASANT HILL	CA	94523
003253	DICKINSON COLLEGE	CARLISLE	PA	17013
002989	DICKINSON STATE COLLEGE	DICKINSON	ND	58601
007782	DICKSON STATE AREA VOCATIONAL-TECHNICAL SCHOO	DICKSON	TN	37055
002004	DILLARD UNIVERSITY	NEW ORLEANS	LA	70122
029100	DISTRICT OF COLUMBIA, U OF	WASHINGTON	DC	20008
005304	DISTRICT ONE TECH INST	EAU CLAIRE	WI	54701
004059	DIV OF CONTIN EDUCA	PORTLAND	OR	97207
002544	DOANE COLLEGE	CRETE	NE	68333
005347	DOBBINS AREA VOC-TECH SCHOOL	PHILADELPHIA	PA	19132
002713	DOMINICAN C OF BLAUVELT	ORANGEBURG	NY	10962
001196	DOMINICAN C OF SAN RAFAEL	SAN RAFAEL	CA	94901
003605	DOMINICAN COLLEGE	HOUSTON	TX	77021
001859	DORDT COLLEGE	SIOUX CENTER	IA	51250
002667	DOWLING COLLEGE	OAKDALE LI	NY	11769
011916	DRAKE BUSINESS SCHOOL	FLUSHING	NY	11355
011917	DRAKE BUSINESS SCHOOL	NEW YORK	NY	10038
400058	DRAKE COLLEGE OF BUSINESS	NEWARK	NJ	07102
005260	DRAKE STATE TECHNICAL COLLEGE	HUNTSVILLE	AL	35811
001860	DRAKE UNIVERSITY	DES MOINES	IA	50311
011965	DRAUGHON BUSINESS COLLEGE	SHREVEPORT	LA	71101
008550	DRAUGHON BUSINESS COLLEGE	JACKSON	MS	39205
340010	DRAUGHON BUSINESS COLLEGE	JACKSON	MS	39205
004955	DRAUGHON BUSINESS COLLEGE	WICHITA FALLS	TX	76307
004872	DRAUGHON SCHOOL OF BUSINESS	OKLAHOMA CITY	OK	73102
004873	DRAUGHON SCHOOL OF BUSINESS	OKLAHOMA CITY	OK	73119
005202	DRAUGHON'S COLLEGE	PADUCAH	KY	42001
004541	DRAUGHON'S JC BUSINESS	SAVANNAH	GA	31406
004933	DRAUGHON'S JC BUSINESS	KNOXVILLE	TN	37919
004932	DRAUGHON'S JR COLLEGE	MEMPHIS	TN	38116
004934	DRAUGHONS JC BUSINESS	NASHVILLE	TN	37217
002603	DREW UNIVERSITY	MADISON	NJ	07940
003256	DREXEL UNIVERSITY	PHILADELPHIA	PA	19104
002461	DRURY COLLEGE	SPRINGFIELD	MO	65802
004893	DU BOIS BUSINESS COLLEGE	DU BOIS	PA	15801
480974	DU BOIS SCHOOL OF TRADERS INC	DU BOIS	PA	15801
001891	DUBUQUE, UNIVERSITY OF	DUBUQUE	IA	52001
002545	DUCHESNE ACADEMY	OMAHA	NE	68131
400007	DUCRET SCHOOL OF ARTS	PLAINFIELD	NJ	07060
007091	DUFFS BUSINESS INSTITUTE	FITTSBURGH	PA	15222
002920	DUKE UNIVERSITY	DURHAM	NC	27706
005757	DULUTH AREA VOCATIONAL-TECHNICAL INSTITUTE	DULUTH	MN	55811
009892	DULUTH BUSINESS UNIVERSITY	DULUTH	MN	55802
009935	DUNDALK CMTY COLLEGE	BALTIMORE	MD	21222
004641	DUNWOODY INDUSTRIAL INSTITUTE	MINNEAPOLIS	MN	55403
006656	DUPAGE, COLLEGE OF	GLEN ELLYN	IL	60137

198 200

INSTITUTIONS IN THE NLS-72 POSTSECONDARY SCHOOL TRANSCRIPT SURVEY
BY SCHOOL NAME

PAGE 21

<u>FICE</u>	<u>SCHOOL</u>	<u>CITY</u>	<u>ST</u>	<u>ZIP</u>
003258	DUQUESNE UNIVERSITY	PITTSBURGH	PA	15282
007850	DURHAM BUSINESS COLLEGE	AUSTIN	TX	78767
004836	DURHAM COLLEGE	DURHAM	NC	27707
005448	DURHAM TECHNICAL INST	DURHAM	NC	27703
002864	DUTCHESS CMTY COLLEGE	POUGHKEEPSIE	NY	12601
520069	DYERSBURG BEAUTY SCHOOL	DYERSBURG	TN	38024
006835	DYERSBURG ST CMTY COLLEGE	DYERSBURG	TN	38024
003043	DYKE COLLEGE	CLEVELAND	OH	44114
286012	E D P I COMPUTER TRAINING SCHOOL	METAIRIE	LA	70002
001793	EARLHAM COLLEGE	RICHMOND	IN	47374
002923	EAST CAROLINA UNIVERSITY	GREENVILLE	NC	27834
008862	EAST CENTRAL COL	UNION	MO	63084
002404	EAST CENTRAL JR COLLEGE	DECATUR	MS	39327
003154	EAST CENTRAL OKLA STATE U	ADA	OK	74820
006136	EAST COAST AERO TECHNICAL SCHOOL	LEXINGTON	MA	02173
310085	EAST COAST AERO TECHNICAL SCHOOL	LEXINGTON	MA	02173
011235	EAST GRAND FORKS AREA VOC-TECH INSTITUTE	E GRAND FORKS	MN	56721
001222	EAST LOS ANGELES COLLEGE	MONTEREY PARK	CA	91754
010445	EAST LOS ANGELES OCCUPATIONAL CENTER	LOS ANGELES	CA	90033
002405	EAST MISS JUNIOR COLLEGE	SCOOBA	MS	39358
003320	EAST STROUDSBG ST COLLEGE	E STROUDSBURG	PA	18301
003487	EAST TENN ST UNIVERSITY	JOHNSON CITY	TN	37614
003564	EAST TEXAS BAPT COLLEGE	MARSHALL	TX	75670
003565	EAST TEXAS ST UNIVERSITY	COMMERCE	TX	75428
008214	EASTERN AIRLINES RES	MIAMI	FL	33148
001073	EASTERN ARIZONA COLLEGE	THATCHER	AZ	85552
003259	EASTERN COLLEGE	SAINT DAVIDS	PA	19087
001425	EASTERN CONN ST COLLEGE	WILLIMANTIC	CT	06226
001674	EASTERN ILL UNIVERSITY	CHARLESTON	IL	61920
001963	EASTERN KY UNIVERSITY	RICHMOND	KY	40475
007060	EASTERN MAINE MEDICAL CENTER SCH OF NURSING	BANGOR	ME	04401
005277	EASTERN ME VOC-TECH INST	BANGOR	ME	04401
003708	EASTERN MENNONITE C & SEM	HARRISONBURG	VA	22801
002259	EASTERN MICH UNIVERSITY	YPSILANTI	MI	48197
002530	EASTERN MONTANA COLLEGE	BILLINGS	MT	59101
005333	EASTERN MONTGOMERY CO AREA VOC-TECH SCHOOL	WILLOW GROVE	PA	19090
002145	EASTERN NAZARENE COLLEGE	WOLLASTON	MA	02170
004743	EASTERN NEW MEXICO UNIVERSITY--CLOVIS CAMPUS	CLOVIS	NM	88101
002651	EASTERN NM U MAIN CAMPUS	PORTALES	NM	88130
002661	EASTERN NM U ROSWELL	KOSWELL	NM	88201
003155	EASTERN OKLA ST COLLEGE	WILBURTON	OK	74578
003193	EASTERN OREGON ST COLLEGE	LA GRANDE	OR	97850
003676	EASTERN UTAH, COLLEGE OF	PRICE	UT	84501
003775	EASTERN WASH UNIVERSITY	CHENEY	WA	99004
008510	EASTFIELD COLLEGE	MESQUITE	TX	75150
141884	EATON COLLEGE	SAN DIEGO	CA	92108
001487	ECKERD COLLEGE	ST PETERSBURG	FL	33733
003111	EDGECLIFF COLLEGE	CINCINNATI	OH	45206
008855	EDGECOMBE TECH COLLEGE	TARBORO	NC	27886
003321	EDINBORO STATE COLLEGE	EDINBORO	PA	16444
006808	EDINBORO UNIV	WARREN	PA	16444
001477	EDISON COMMUNITY COLLEGE	FORT MYERS	FL	33907

<u>FICE</u>	<u>SCHOOL</u>	<u>CITY</u>	<u>ST</u>	<u>ZIP</u>
005001	EDMONDS COMMUNITY COLLEGE	LYNNWOOD	WA	98036
005348	EDWARD BOK VOC H	PHILADELPHIA	PA	19145
001478	EDWARD WATERS COLLEGE	JACKSONVILLE	FL	32209
008091	EL CAJON BEAUTY COLLG	EL CAJON	CA	92020
008540	EL CAJON FLYING SERVICE INC	EL CAJON	CA	92020
001197	EL CAMINO COLLEGE	TORRANCE	CA	90506
004453	EL CENTRO COLLEGE	DALLAS	TX	75202
530190	EL PASO BARBER COLLEGE	EL PASO	TX	79901
010387	EL PASO CO CMTY COLLEGE	EL PASO	TX	79998
003156	EL RENO JUNIOR COLLEGE	EL RENO	OK	73036
009343	ELEC TECHN INSTITUTE	CLEVELAND	OH	44103
010505	ELECTRONIC COMPUTER PROGRAMMING INSTITUTE	OMAHA	NE	68102
400067	ELECTRONIC COMPUTER PROGRAMMING INSTITUTE	PATERSON	NJ	07505
216004	ELECTRONIC INSTITUTE	HONOLULU	HI	96813
010429	ELECTRONIC INSTITUTE	KANSAS CITY	MO	64110
004886	ELECTRONIC INSTITUTE	PITTSBURGH	PA	15217
007824	ELECTRONIC INSTITUTES	HARRISBURG	PA	17104
009105	ELECTRONIC TECHNICAL INSTITUTE OF ILLINOIS	CHICAGO	IL	60605
001675	ELGIN COMMUNITY COLLEGE	ELGIN	IL	60120
002926	ELIZABETH CITY STATE U	ELIZABETH CY	NC	27909
002717	ELIZABETH SETON COLLEGE	YONKERS	NY	10701
005281	ELIZABETHTON STATE AREA VOC-TECH SCHOOL	ELIZABETHTON	TN	37643
001991	ELIZABETHTOWN CMTY C	ELIZABETHTOWN	KY	42701
003262	ELIZABETHTOWN COLLEGE	ELIZABETHTOWN	PA	17022
009688	ELKINS INSTITUTE	ATLANTA	GA	30329
009691	ELKINS INSTITUTE	NEW ORLEANS	LA	70119
009829	ELKINS INSTITUTE	MINNEAPOLIS	MN	55406
007441	ELKINS INSTITUTE	DALLAS	TX	75235
001862	ELLSWORTH CMTY COLLEGE	IOWA FALLS	IA	50126
001676	ELMHURST COLLEGE	ELMHURST	IL	60126
002718	ELMIRA COLLEGE	ELMIRA	NY	14901
002927	ELON COLLEGE	ELON COLLEGE	NC	27244
001479	EMBRY-RIDDLE AERON U	BUNNELL	FL	32010
002146	EMERSON COLLEGE	BOSTON	MA	02116
005596	EMILY GRIFFITH OPPORTUNITY SCHOOL	DENVER	CO	80204
151041	EMILY GRIFFITH OPPORTUNITY SCHOOL	DENVER	CO	80204
001563	EMMANUEL COLLEGE	FRANKLIN SPG	GA	30639
002147	EMMANUEL COLLEGE	BOSTON	MA	02115
001677	EMMAUS BIBLE SCH	OAK PARK	IL	61614
001564	EMORY UNIVERSITY	ATLANTA	GA	30322
001565	EMORY UNIVERSITY	ATLANTA	GA	30322
008722	EMORY UNIVERSITY	ATLANTA	GA	30322
009664	EMPIRE BEAUTY SCHOOL	ALLENTOWN	PA	18101
009665	EMPIRE BEAUTY SCHOOL	HARRISBURG	PA	17109
009666	EMPIRE BEAUTY SCHOOL	READING	PA	19601
001927	EMPORIA STATE UNIVERSITY	EMPORIA	KS	66801
002148	ENDICOTT COLLEGE	BEVERLY	MA	01915
001015	ENTERPRISE ST JR COLLEGE	ENTERPRISE	AL	36331
004894	ERIE BUSINESS CENTER	ERIE	PA	16501
029248	ERIE CC ALL CAMPUS	WILLIAMSVILLE	NY	14221
010684	ERIE CC CITY CAMPUS	BUFFALO	NY	14203
002865	ERIE CC NORTH CAMPUS	WILLIAMSVILLE	NY	14221

INSTITUTIONS IN THE NLS-72 POSTSECONDARY SCHOOL TRANSCRIPT SURVEY PAGE 23
BY SCHOOL NAME

<u>FICE</u>	<u>SCHOOL</u>	<u>CITY</u>	<u>ST</u>	<u>ZIP</u>
012427	ERIE CC SOUTH CAMPUS	ORCHARD PARK	NY	14127
006447	ERIE COUNTY MEDICAL CNTR	BUFFALO	NY	14215
480002	ERIE INSTITUTE OF TECHNOLOGY INC	ERIE	PA	16506
007429	ERIE SCHOOL DISTRICT PRACTICAL NURSING PROGRA	ERIE	PA	16508
003432	ERSKINE C AND SEMINARY	DUE WEST	SC	29639
010707	ESCONDIDO BUSINESS COLLEGE	ESCONDIDO	CA	92025
005518	ESSEX AGRIL-TECH INST	HATHORNE	MA	01937
002070	ESSEX COMMUNITY COLLEGE	BALTIMORE	MD	21237
007505	ESSEX COUNTY ADULT TECHNICAL SCHOOL	NEWARK	NJ	07107
401508	ESSEX COUNTY ADULT TECHNICAL SCHOOL	NEWARK	NJ	07107
007107	ESSEX COUNTY COLLEGE	NEWARK	NJ	07102
400274	ESSEX COUNTY TECHNICAL CAREER CENTER	NEWARK	NJ	07103
005102	EUCLID SCHOOL OF PRACTICAL NURSING	EUCLID	OH	44123
459062	EUCLID SCHOOL OF PRACTICAL NURSING	EUCLID	OH	44123
001678	EUREKA COLLEGE	EUREKA	IL	61530
002463	EVANGEL COLLEGE	SPRINGFIELD	MO	65802
005484	EVANGELINE AREA TRI-PARISH VOC-TECH SCHOOL	ST MARTINVILLE	LA	70582
005915	EVANSTON HOSPITAL SCHOOL OF NURSING	EVANSTON	IL	60201
001795	EVANSVILLE, UNIVERSITY OF	EVANSVILLE	IN	47702
003776	EVERETT CMTY COLLEGE	EVERETT	WA	98201
008155	EVERGREEN STATE COLLEGE	OLYMPIA	WA	98505
012452	EVERGREEN VALLEY COLLEGE	SAN JOSE	CA	95135
009432	EXECUTIVE SECRETARIAL SCHOOL	DALLAS	TX	75219
001385	FAIRFIELD UNIVERSITY	FAIRFIELD	CT	06430
008770	FAIRLEIGH DCKSN U ALL CAM	RUTHERFORD	NJ	07070
003812	FAIRMONT STATE COLLEGE	FAIRMONT	WV	26554
007121	FAITH BAPT BIBLE COLLEGE	ANKENY	IA	50021
005756	FARIBAULT AREA VOCATIONAL-TECHNICAL INSTITUTE	FARIBAULT	MN	55021
004738	FARLGH DCKSN FLORHAN-MAD	MADISON	NJ	07940
002607	FARLGH DCKSN TEANECK CAM	TEANECK	NJ	07666
002605	FARLGH DCKSN U EDW WMS C	HACKENSACK	NJ	07601
00260	FARLGH DCKSN U RUTHERFD	RUTHERFORD	NJ	07070
011112	FASH INST DESIGN & MERCH	LOS ANGELES	CA	90017
002866	FASHION INST TECHNOLOGY	NEW YORK	NY	10001
001060	FAULKNER STATE JR COLLEGE	BAY MINETTE	AL	36507
480325	FAYETTE INSTITUTE OF COMMERCIAL TECHNOLOGY	UNIONTOWN	PA	15401
002928	FAYETTEVILLE ST U	FAYETTEVILLE	NC	28301
007640	FAYETTEVILLE TECH INST	FAYETTEVILLE	NC	28303
008597	FEATHER RIVER COLLEGE	QUINCY	CA	95971
007015	FEDERAL CI COL	WASHINGTON	DC	20001
530168	FEDERAL INSTITUTE	TYLER	TX	75701
002610	FELICIAN COLLEGE	LODI	NJ	07644
002352	FERGUS FALLS CMTY COLLEGE	FERGUS FALLS	MN	56537
531581	FERMONS FLORAL DESIGNING SCHOOL	SAN ANTONIO	TX	78228
002260	FERRIS STATE COLLEGE	BIG RAPIDS	MI	49307
003711	FERRUM COLLEGE	FERRUM	VA	24088
003045	FINDLAY COLLEGE	FINDLAY	OH	45840
007532	FINGER LAKES, CMTY COLLEGE	CANANDAIGUA	NY	14424
002150	FISHER JUNIOR COLLEGE	BOSTON	MA	02116
003490	FISK UNIVERSITY	NASHVILLE	TN	37203
002184	FITCHBURG STATE COLLEGE	FITCHBURG	MA	01420
007893	FLAGLER COLLEGE	ST AUGUSTINE	FL	32084

INSTITUTIONS IN THE NLS-72 POSTSECONDARY SCHOOL TRANSCRIPT SURVEY
BY SCHOOL NAME

PAGE 24

<u>FICE</u>	<u>SCHOOL</u>	<u>CITY</u>	<u>ST</u>	<u>ZIP</u>
029155	FLAMING RAINBOW U	TAHLEQUAH	OK	74464
006777	FLATHEAD VLY CMTY COLLEGE	KALISPELL	MT	59901
400112	FLEUR-DE-LIS BEAUTY ACADEMY	BERGENFIELD	NJ	07621
008483	FLIGHT SAFETY INTERNATIONAL	VERO BEACH	FL	32960
005264	FLINT HILL AREA VOC-TECH SCHOOL	EMPORIA	KS	66801
011098	FLINT J C	FLINT	MI	48502
261507	FLORAL TECHNOLOGY AND DESIGN	SHAWNEE	KS	66026
003990	FLORENCE DARLINGTON TECH	FLORENCE	SC	29501
501559	FLORENCE GENERAL HOSPITAL SCH OF PRAC NURSING	FLORENCE	SC	29501
001480	FLORIDA A & M U	TALLAHASSEE	FL	32307
001481	FLORIDA ATLANTC U	BOCA RATON	FL	33431
001482	FLORIDA COLLEGE	TEMPLE TERRCE	FL	33617
001469	FLORIDA INST TECHNOLOGY	MELBOURNE	FL	32901
009635	FLORIDA INTERNATIONAL U	MIAMI	FL	33199
001484	FLORIDA JR C JACKSONVILLE	JACKSONVILLE	FL	32202
001485	FLORIDA KEYS CMTY COLLEGE	KEY WEST	FL	33040
001488	FLORIDA SOUTHERN COLLEGE	LAKELAND	FL	33802
001489	FLORIDA STATE UNIVERSITY	TALLAHASSEE	FL	32306
001535	FLORIDA, UNIVERSITY OF	GAINESVILLE	FL	32611
006493	FLOWER SCH NURS	SYLVANIA	OH	43560
001199	FOOTHILL COLLEGE	LOS ALTOS HILLS	CA	94022
005319	FOOTHILLS VOCATIONAL-TECHNICAL SCHOOL	SEARCY	AR	72143
009049	FOOTHL-DEANZA CC ALL INST	LOS ALTOS HLS	CA	94022
002722	FORDHAM UNIVERSITY	BRONX	NY	10458
004924	FORREST COLLEGE	ANDERSON	SC	29621
003967	FORSYTH SCI DENTL HYGNSTS	BOSTON	MA	02115
005317	FORSYTH TECHNICAL INST	WINSTON-SALEM	NC	27103
001915	FORT HAYS ST UNIVERSITY	HAYS	KS	67601
008146	FORT LAUDERDALE COLLEGE	FT LAUDERDALE	FL	33301
001353	FORT LEWIS COLLEGE	DURANGO	CO	81301
006599	FORT SANDERS PRESBYTERIAN HOSP SCH OF NURSING	KNOXVILLE	TN	37916
001916	FORT SCOTT CC	FORT SCOTT	KS	66701
005000	FORT STEILACOOM CC	TACOMA	WA	98498
001566	FORT VALLEY STATE COLLEGE	FORT VALLEY	GA	31030
530231	FORT WORTH SCHOOL OF BUSINESS	FORT WORTH	TX	76107
469021	FOSTER ESTES AREA VOCATIONAL-TECHNICAL SCHOOL	OKLAHOMA CITY	OK	73109
340051	FOSTERS COSMETOLOGY & BARBER COLLEGE	RIPLEY	MS	38663
520071	FOUR SEASONS SCHOOL OF HAIR DESIGN	ELIZABETHTON	TN	37643
009672	FOUR STAR BEAUTY COLLEGE	INDIANAPOLIS	IN	46227
236030	FOX SECRETARIAL COLLEGE	CHICAGO	IL	60642
009744	FOX VALLEY TECH INST	APPLETON	WI	54913
002185	FRAMINGHAM STATE COLLEGE	FRAMINGHAM	MA	01701
006328	FRAMINGHAM UNION HOSPITAL SCHOOL OF NURSING	FRAMINGHAM	MA	01701
011322	FRAMINGHAM UNION HOSPITAL SCHOOL OF NURSING	FRAMINGHAM	MA	01701
009226	FRANCIS MARION COLLEGE	FLORENCE	SC	29501
003265	FRANKLIN AND MARSHALL C	LANCASTER	PA	17604
001798	FRANKLIN COLLEGE INDIANA	FRANKLIN	IN	46131
002151	FRANKLIN INST OF BOSTON	BOSTON	MA	02116
002575	FRANKLIN PIERCE COLLEGE	RINDGE	NH	03461
008201	FRANKLIN SCH SCI/AR	PHILADELPHIA	PA	19103
359019	FRANKLIN TECHNICAL SCHOOL	JOPLIN	MO	64801
003046	FRANKLIN UNIVERSITY	COLUMBUS	OH	43215

INSTITUTIONS IN THE NLS-72 POSTSECONDARY SCHOOL TRANSCRIPT SURVEY
BY SCHOOL NAME

PAGE 25

<u>FICE</u>	<u>SCHOOL</u>	<u>CITY</u>	<u>ST</u>	<u>ZIP</u>
002071	FREDERICK CMTY COLLEGE	FREDERICK	MD	21701
011800	FREDERICKS BEAUTY COLLEGE	LIMA	OH	45801
003491	FREE WILL BAPTIST BIBLE C	NASHVILLE	TN	37205
003492	FREED-HARDEMAN COLLEGE	HENDERSON	TN	38340
001307	FRESNO CITY COLLEGE	FRESNO	CA	93741
001253	FRESNO PACIFIC COLLEGE	FRESNO	CA	93702
141929	FRESNO SCHOOL OF COURT REPORTING	FRESNO	CA	93701
001918	FRIENDS UNIVERSITY	WICHITA	KS	67213
002072	FROSTBURG STATE COLLEGE	FROSTBURG	MD	21532
004617	FUGAZZI COLLEGE	LEXINGTON	KY	40505
001200	FULLER THEOLOGICAL SEM	PASADENA	CA	91101
001201	FULLERTON COLLEGE	FULLERTON	CA	92634
003434	FURMAN UNIVERSITY	GREENVILLE	SC	29613
004462	GADSDEN BUSINESS COLLEGE INC	GADSDEN	AL	35901
001017	GADSDEN STATE JR COLLEGE	GADSDEN	AL	35903
005702	GADSDEN STATE TECHNICAL INSTITUTE	GADSDEN	AL	35901
001567	GAINESVILLE JR COLLEGE	GAINESVILLE	GA	30501
012027	GALEN COLLEGE OF MEDICAL & DENTAL ASSISTANTS	FRESNO	CA	93728
001443	GALLAUDET COLLEGE	WASHINGTON	DC	20002
006662	GALVESTON COLLEGE	GALVESTON	TX	77550
003266	GANNON COLLEGE	ERIE	PA	16541
011126	GARCES COMMERCIAL COLLEGE	MIAMI	FL	33135
001919	GARDEN CITY COMMUNITY C	GARDEN CITY	KS	67846
002929	GARDNER-WEBB COLLEGE	BOILING SPG	NC	28017
459171	GARFIELD SKILLS CENTER	DAYTON	OH	45407
012105	GARLAND CO CMTY COLLEGE	HOT SPRINGS	AR	71901
010014	GARRETT COMMUNITY COLLEGE	MCHENRY	MD	21541
002973	GASTON COLLEGE	DALLAS	NC	28034
437044	GATE CITY BEAUTY COLLEGE	GREENSBORO	NC	27405
011814	GATEWAY ELECTRONICS INSTITUTE	OMAHA	NE	68107
010882	GATEWAY TECH INST CEN OFF	KENOSHA	WI	53141
007288	GATEWAY TECH INST-KENOSHA	KENOSHA	WI	53141
005299	GATEWAY TECH INST-RACINE	RACINE	WI	53403
007530	GATEWAY TECHNICAL INSTITUTE	PITTSBURGH	PA	15222
006925	GEISINGER MEDICAL CENTER SCHOOL OF NURSING	DANVILLE	PA	17821
012056	GEM CITY COLLEGE	QUINCY	IL	62301
011712	GEMOLOGICAL INSTITUTE OF AMERICA	SANTA MONICA	CA	90404
002262	GENERAL MOTORS INSTITUTE	FLINT	MI	48502
006782	GENESEE COMMUNITY COLLEGE	BATAVIA	NY	14020
009980	GEO C WALLACE ST CC-SELMA	SELMA	AL	36701
003194	GEORGE FOX COLLEGE	NEWBERG	OR	97132
003749	GEORGE MASON UNIVERSITY	FAIRFAX	VA	22030
199009	GEORGE STONE VOCATIONAL-TECHNICAL CENTER	PENSACOLA	FL	32501
001444	GEORGE WASH UNIVERSITY	WASHINGTON	DC	20052
001964	GEORGETOWN COLLEGE	GEORGETOWN	KY	40324
001445	GEORGETOWN UNIVERSITY	WASHINGTON	DC	20057
001602	GEORGIA COLLEGE	MILLEDGEVILLE	GA	31061
001569	GEORGIA INST OF TECH MAIN CAM	ATLANTA	GA	30332
001571	GEORGIA MILITARY COLLEGE	MILLEDGEVILLE	GA	31061
001572	GEORGIA SOUTHERN COLLEGE	STATESBORO	GA	30460
001573	GEORGIA SOUTHWESTERN C	AMERICUS	GA	31709
001574	GEORGIA STATE UNIVERSITY	ATLANTA	GA	30303

INSTITUTIONS IN THE NLS-72 POSTSECONDARY SCHOOL TRANSCRIPT SURVEY
BY SCHOOL NAME

PAGE 26

<u>FICE</u>	<u>SCHOOL</u>	<u>CITY</u>	<u>ST</u>	<u>ZIP</u>
001598	GEORGIA, UNIVERSITY OF	ATHENS	GA	30602
008660	GERMANNA CMTY COLLEGE	LOCUST GROVE	VA	22508
003268	GETTYSBURG COLLEGE	GETTYSBURG	PA	17325
007132	GIRARD'S COLLEGE OF BEAUTY	SANTA ANA	CA	92704
010403	GLAMOUR CENTRAL BEAUTY ACADEMY	MINNEAPOLIS	MN	55418
456016	GLAMOUR SCHOOL OF CHARM	DAYTON	OH	45402
002609	GLASSBORO STATE COLLEGE	GLASSBORO	NJ	08028
140149	GLEN FISHBACK SCHOOL OF PHOTOGRAPHY	SACRAMENTO	CA	95817
001076	GLENDALE CMTY COLLEGE	GLENDALE	AZ	85302
001203	GLENDALE CMTY COLLEGE	GLENDALE	CA	91208
005176	GLENS FALLS HOSP SCH OF RADIOLOGY & TECHNOLOG	GLENS FALLS	NY	12801
003813	GLENVILLE STATE COLLEGE	GLENVILLE	WV	26351
006901	GLOUCESTER COUNTY COLLEGE	SEWELL	NJ	08080
003686	GODDARD COLLEGE	PLAINFIELD	VT	05667
002264	GOGEBIC COMMUNITY COLLEGE	IRONWOOD	MI	49938
001205	GOLDEN GATE UNIVERSITY	SAN FRANCISCO	CA	94105
007123	GOLDEN VLY LUTH COLLEGE	MINNEAPOLIS	MN	55422
001206	GOLDEN WEST COLLEGE	HUNTINGTN BCH	CA	92647
001429	GOLDEY BEACOM COLLEGE	WILMINGTON	DE	19808
003778	GONZAGA UNIVERSITY	SPOKANE	WA	99258
011269	GOOD SAMARITAN HOSP & MED CENTER SCH OF NRSG	PORTLAND	OR	97210
006494	GOOD SAMARITAN SC NUR	CINCINNATI	OH	45220
009277	GOODWIN REGIONAL VOCATIONAL-TECHNICAL SCHOOL	NEW BRITAIN	CT	06053
002153	GORDON COLLEGE	WENHAM	MA	01984
001575	GORDON JUNIOR COLLEGE	BARNESVILLE	GA	30204
009747	GORDON-CONWELL THEOL SEM	S HAMILTON	MA	01982
001799	GOSHEN COLLEGE	GOSHEN	IN	46526
002073	GOUCHER COLLEGE	TOWSON	MD	21204
009145	GOVERNORS ST UNIVERSITY	PARK FOREST S	IL	60466
002547	GRACE C OF THE BIBLE	OMAHA	NE	68108
001800	GRACE COLLEGE	WINONA LAKE	IN	46590
006359	GRACE HOSPITAL SCHOOL OF X-RAY TECHNOLOGY	DETROIT	MI	48235
007901	GRACE INSTITUTE	NEW YORK CITY	NY	10021
001866	GRACELAND COLLEGE	LAMONI	IA	50140
012884	GRAFF AREA VOCATIONAL-TECHNICAL SCHOOL	SPRINGFIELD	MO	65802
002136	GRAHM JUNIOR COLLEGE	BOSTON	MA	02215
002006	GRAMBLING STATE U	GRAMBLING	LA	71245
001074	GRAND CANYON COLLEGE	PHOENIX	AZ	85017
005207	GRAND ISLAND SCHOOL OF BUSINESS	GRAND ISLAND	NE	68801
320072	GRAND RAPIDS ACADEMY	GRAND RAPIDS	MI	49503
002266	GRAND RAPIDS BAPT C	GRAND RAPIDS	MI	49505
002267	GRAND RAPIDS JR COLLEGE	GRAND RAPIDS	MI	49503
012312	GRAND RAPIDS SCH BIBLE	GRAND RAPIDS	MI	49506
002268	GRAND VALLEY ST COLLEGES	ALLENDALE	MI	49401
001867	GRAND VIEW COLLEGE	DES MOINES	IA	50316
005263	GRANITE FALLS AREA VOCATIONAL-TECHNICAL INST	GRANITE FALLS	MN	56241
004058	GRATZ COLLEGE	PHILADELPHIA	PA	19141
003779	GRAYS HARBOR COLLEGE	ABERDEEN	WA	98520
003570	GRAYSON CO JUNIOR COLLEGE	DENISON	TX	75020
002527	GREAT FALLS, COLLEGE OF	GREAT FALLS	MT	59405
010717	GREAT PLAINS AREA VOCATIONAL-TECHNICAL SCHOOL	LAWTON	OK	73501
007635	GREATER HARTFORD CC	HARTFORD	CT	06105

<u>FICE</u>	<u>SCHOOL</u>	<u>CITY</u>	<u>ST</u>	<u>ZIP</u>
481556	GREATER JOHNSTOWN AREA VOC-TECH SCHOOL	JOHNSTOWN	PA	15904
005301	GREEN BAY TECH INST.	GREEN BAY	WI	54303
003687	GREEN MOUNTAIN COLLEGE	POULTNEY	VT	05764
003780	GREEN RIVER CMTY COLLEGE	AUBURN	WA	98002
006659	GREENE VOCATIONAL SCHOOL	XENIA	OH	45385
526009	GREENEVILLE-GREENE COUNTY VOCATIONAL SCHOOL	GREENEVILLE	TN	37743
002930	GREENSBORO COLLEGE	GREENSBORO	NC	27420
007823	GREENSBURG INSTITUTE OF TECHNOLOGY	GREENSBURG	PA	15601
001684	GREENVILLE COLLEGE	GREENVILLE	IL	62246
003991	GREENVILLE TECH COLLEGE	GREENVILLE	SC	29606
230079	GREER TECHNICAL INSTITUTE	CHICAGO	IL	60656
005621	GRIFFIN-SPALDING CO VOC-TECH SCHOOL	GRIFFIN	GA	30223
001868	GRINNELL COLLEGE	GRINNELL	IA	50112
001208	GROSSMONT COLLEGE	EL CAJON	CA	92020
007153	GROSSMONT COLLEGE	EL CAJON	CA	92020
005646	GROSSMONT VOCATIONAL NURSING SCHOOL	LA MESA	CA	92041
003269	GROVE CITY COLLEGE	GROVE CITY	PA	16127
420788	GRUMMAN DATA SYSTEMS INSTITUTE	WOODBURY	NY	11797
003935	GUAM, UNIVERSITY OF	MANGILAO	GU	96913
002931	GUILFORD COLLEGE	GREENSBORO	NC	27410
004838	GUILFORD TECHNICAL INST	JAMESTOWN	NC	27282
143421	GUITAR INSTITUTE OF TECHNOLOGY	HOLLYWOOD	CA	90018
190052	GULF COAST ACADEMY OF HAIR DESIGN	PANAMA CITY	FL	32401
006942	GULF COAST BIBLE COLLEGE	HOUSTON	TX	77008
001490	GULF COAST CMTY COLLEGE	PANAMA CITY	FL	32401
010771	GUPTON JONES COLLEGE OF MORTUARY SCIENCE	ATLANTA	GA	30354
002353	GUSTAVUS ADOLPHUS COLLEGE	SAINT PETER	MN	56082
003270	GWYNEDD-MERCY COLLEGE	GWYNEDD VLY	PA	19437
007662	HAGERSTOWN BUS COL/MARYLAND MED SECL SCH	HAGERSTOWN	MD	21741
007946	HAGERSTOWN BUSINESS COLLEGE	HAGERSTOWN	MD	21740
002074	HAGERSTOWN JUNIOR COLLEGE	HAGERSTOWN	MD	21740
003271	HAHNEMANN MEDL C AND HOSP	PHILADELPHIA	PA	19102
007986	HALIFAX CMTY COLLEGE	WELDON	NC	27890
491541	HALL INSTITUTE	PROVIDENCE	RI	02905
320237	HALLMARK BUSINESS MACHINES INSTITUTE	DETROIT	MI	48235
004220	HAMILTON COLLEGE	MASON CITY	IA	50401
002728	HAMILTON COLLEGE	CLINTON	NY	13323
002354	HAMLIN UNIVERSITY	SAINT PAUL	MN	55104
004857	HAMMEL-ACTUAL COLLEGE	AKRON	OH	44308
005481	HAMMOND AREA VOCATIONAL SCHOOL	HAMMOND	LA	70401
241522	HAMMOND JUNIOR COLLEGE	HAMMOND	IN	46320
005915	HAMOT MEDICAL CENTER SCHOOL OF ANESTHESIA	ERIE	PA	16512
003713	HAMPDEN-SYDNEY COLLEGE	HMPDEN-SYDNEY	VA	23943
004661	HAMPSHIRE COLLEGE	AMHERST	MA	01002
003714	HAMPTON INSTITUTE	HAMPTON	VA	23568
010323	HANNAH E MULLINS SCHOOL OF PRACTICAL NURSING	SALEM	OH	44460
010375	HARBOR OCCUPATIONAL CENTER	WILMINGTON	CA	90744
003272	HARCUM JUNIOR COLLEGE	BRYN MAWR	PA	19010
004839	HARDBARGER JC BUSINESS	RALEIGH	NC	27602
230203	HARDIN BUSINESS COLLEGE	JACKSONVILLE	IL	62650
003571	HARDIN-SIMMONS UNIVERSITY	ABILENE	TX	79698
001097	HARDING U ALL CAM	SEARCY	AR	72143

<u>FICE</u>	<u>SCHOOL</u>	<u>CITY</u>	<u>ST</u>	<u>ZIP</u>
010311	HARDING U MAIN CAM	SEARCY	AR	72143
002075	HARFORD COMMUNITY COLLEGE	BEL AIR	MD	21014
009972	HARLAN STATE VOC-TECH SCHOOL	HARLAN	KY	40831
003961	HARPER C	PALATINE	IL	60067
010326	HARRIMAN STATE AREA VOCATIONAL-TECHNICAL SCH	HARRIMAN	TN	37748
029153	HARRINGTON INSTITUTE	CHICAGO	IL	60605
430097	HARRIS BARBER COLLEGE	RALEIGH	NC	27601
002466	HARRIS-STOWE STATE C	SAINT LOUIS	MO	63103
003273	HARRISBURG AREA CC	HARRISBURG	PA	17110
489510	HARRISBURG-STEELTON-HIGHSPIRE TECHNICAL SCHOO	HARRISBURG	PA	17110
301503	HARRY LUNDEBERG SCHOOL OF SEAMANSHIP	PINEY POINT	MD	20674
001386	HARTFORD COLLEGE WOMEN	HARTFORD	CT	06105
002804	HARTFORD GRADUATE CENTER	HARTFORD	CT	06120
001388	HARTFORD ST TECH COLLEGE	HARTFORD	CT	06106
001422	HARTFORD,UNIVERSITY OF	WEST HARTFORD	CT	06117
001209	HARTNELL COLLEGE	SALINAS	CA	93901
501519	HARTSVILLE AREA VOC CENTER--PRACTICAL NURSING	HARTSVILLE	SC	29550
002729	HARTWICK COLLEGE	ONEONTA	NY	13820
002155	HARVARD UNIVERSITY	CAMBRIDGE	MA	02138
010438	HASKELL INDIAN JR COLLEGE	LAWRENCE	KS	66044
002548	HASTINGS COLLEGE	HASTINGS	NE	68901
003274	HAVERFORD COLLEGE	HAVERFORD	PA	19041
001611	HAWAII AT HILO,U OF	HILO	HI	96720
005258	HAWAII AT HILO,U OF	HILO	HI	96720
001610	HAWAII AT MANOA,U OF	HONOLULU	HI	96822
001612	HAWAII HONOLULU CC,U OF	HONOLULU	HI	96817
001613	HAWAII KAPIOLANI CC,U OF	HONOLULU	HI	96814
004549	HAWAII LEEWARD CC,U OF	PEARL CITY	HI	96782
001615	HAWAII MAUI CC,U OF	KAHULUI	HI	96732
007279	HAWAII PACIFIC COLLEGE	HONOLULU	HI	96813
211526	HAWAII SCHOOL OF BUSINESS	HONOLULU	HI	96817
008725	HAWAII SYS ALL INST, U OF	HONOLULU	HI	96822
004595	HAWKEYE INST TECHNOLOGY	WATERLOO	IA	50704
008083	HAYWOOD TECHNICAL COLLEGE	CLYDE	NC	28721
270015	HAZARD BEAUTY COLLEGE	HAZARD	KY	41701
006962	HAZARD COMMUNITY COLLEGE	HAZARD	KY	41701
005243	HAZARD STATE VOCATIONAL-TECHNICAL SCHOOL	HAZARD	KY	41701
008532	HEALD BUSINESS COLLEGE	HAYWARD	CA	94545
007294	HEALD BUSINESS COLLEGE	OAKLAND	CA	94612
007234	HEALD BUSINESS COLLEGE	SAN FRANCISCO	CA	94117
001210	HEALD INST TECH	SAN FRANCISCO	CA	94109
011811	HEALTH OCCUP SCH	MADISONVILLE	KY	42431
001659	HEALTH SCI - CHGO MED SCH, U	CHICAGO	IL	60064
003048	HEIDELBERG COLLEGE	TIFFIN	OH	44883
007570	HELENA VOCATIONAL-TECHNICAL CENTER	HELENA	MT	59601
004739	HELENE FULD HOSPITAL SCHOOL OF NURSING	TRENTON	NJ	08638
005040	HELENE FULD HOSPITAL SCHOOL OF X-RAY TECHN	TRENTON	NJ	08638
029208	HENDERSON CMTY COLLEGE	HENDERSON	KY	42420
003572	HENDERSON CO JR COLLEGE	ATHENS	TX	75751
001098	HENDERSON ST UNIVERSITY	ARKADELPHIA	AR	71923
001993	HENDERSON VOC ED	HENDERSON	KY	42420
001099	HENDRIX COLLEGE	CONWAY	AR	72032

INSTITUTIONS IN THE NLS-72 POSTSECONDARY SCHOOL TRANSCRIPT SURVEY
BY SCHOOL NAME

PAGE 29

<u>FICE</u>	<u>SCHOOL</u>	<u>CITY</u>	<u>ST</u>	<u>ZIP</u>
010491	HENNEPIN TECHNICAL CENTERS	MINNEAPOLIS	MN	55427
339020	HENNEPIN TECHNICAL CENTERS	MINNEAPOLIS	MN	55427
002270	HENRY FORD CMTY COLLEGE	DEARBORN	MI	48128
007334	HENRY O PEABODY SCHOOL FOR GIRLS	NORWOOD	MA	02062
.004788	HERKIMER CO CMTY COLLEGE	HERKIMER	NY	13350
010193	HERZING INSTITUTES OF ALABAMA	BIRMINGHAM	AL	35205
004729	HESSER COLLEGE	MANCHESTER	NH	03101
001920	HESSTON COLLEGE	HESSTON	KS	67062
010279	HICKEY SCHOOLS	SAINT LOUIS	MO	63117
008548	HICKOX SECRETARIAL SCHOOL	BOSTON	MA	02116
002933	HIGH POINT COLLEGE	HIGH POINT	NC	27262
001681	HIGHLAND CMTY COLLEGE	FREEMPORT	IL	61032
008212	HIGHLAND CMTY COLLEGE	FREEMPORT	IL	61032
001921	HIGHLAND CMTY COLLEGE	HIGHLAND	KS	66035
002271	HIGHLAND PK CMTY COLLEGE	HIGHLAND PARK	MI	48203
003781	HIGHLINE CMTY COLLEGE	MIDWAY	WA	98031
002735	HILBERT COLLEGE	HAMBURG	NY	14075
003573	HILL JUNIOR COLLEGE	HILLSBORO	TX	76645
140351	HILLCREST COLLEGE	SAN DIEGO	CA	92103
006521	HILLCREST MEDICAL CENTER SCHOOL OF X-RAY TECH	TULSA	OK	74104
007870	HILLSBOROUGH CMTY COLLEGE	TAMPA	FL	33622
002272	HILLSDALE COLLEGE	HILLSDALE	MI	49242
002407	HINDS JUNIOR COLLEGE	RAYMOND	MS	39154
003049	HIRAM COLLEGE	HIRAM	OH	44234
003494	HIWASSEE COLLEGE	MADISONVILLE	TN	37354
010993	HOBERT SCHOOL OF WELDING TECHNOLOGY	TROY	OH	45373
002731	HOBERT-WM SMITH COLLEGES	GENEVA	NY	14456
007598	HOCKING TECHNICAL COLLEGE	NELSONVILLE	OH	45764
002732	HOFSTRA UNIVERSITY	HEMPSTEAD	NY	11550
560712	HOLDEN SCHOOL OF ART AND DESIGN	CHARLOTTESVILLE	VA	22901
320066	HOLLOWAYS REAL ESTATE INSTITUTE	BATTLE CREEK	MI	49015
007775	HOLLYWOOD BEAUTY COLLEGE	HONOLULU	HI	96814
001389	HOLY APOSTLES COLLEGE	CROMWELL	CT	06416
007263	HOLY CROSS JUNIOR COLLEGE	NOTRE DAME	IN	46556
006251	HOLY CROSS SCH OF NUR	SOUTH BEND	IN	46628
002141	HOLY CROSS, COLLEGE OF THE	WORCESTER	MA	01610
003275	HOLY FAMILY COLLEGE	PHILADELPHIA	PA	19114
001183	HOLY NAMES COLLEGE	OAKLAND	CA	94619
005919	HOLY REDEEMER HOSP	MEADOWBROOK	PA	15905
002170	HOLYOKE COMMUNITY COLLEGE	HOLYOKE	MA	01040
002076	HOOD COLLEGE	FREDERICK	MD	21701
002273	HOPE COLLEGE	HOLLAND	MI	49423
029209	HOPKINSVILLE CMTY COLLEGE	HOPKINSVILLE	KY	42240
004925	HORRY-GEORGETOWN TECH C	CONWAY	SC	29526
007646	HOT SPRINGS REHABILIT	HOT SPRINGS	AR	71901
002734	HOUGHTON COLLEGE	HOUGHTON	NY	14744
004513	HOUSATONIC REGIONAL CC	BRIDGEPORT	CT	06608
240302	HOUSE OF JAMES BEAUTY COLLEGE	INDIANAPOLIS	IN	46224
011720	HOUSTON ALL CAMPUSES, U OF	HOUSTON	TX	77004
003576	HOUSTON BAPT UNIVERSITY	HOUSTON	TX	77074
003652	HOUSTON CEN CAM, U OF	HOUSTON	TX	77004
011711	HOUSTON CLEAR LAKE CITY, U	HOUSTON	TX	77058

INSTITUTIONS IN THE NLS-72 POSTSECONDARY SCHOOL TRANSCRIPT SURVEY
BY SCHOOL NAME

PAGE 30

<u>FICE</u>	<u>SCHOOL</u>	<u>CITY</u>	<u>ST</u>	<u>ZIP</u>
010633	HOUSTON COMMUNITY COLLEGE	HOUSTON	TX	77007
012826	HOUSTON DOWNTOWN, U OF	HOUSTON	TX	77002
010422	HOUSTON TRAINING CENTER	HOUSTON	TX	77081
013231	HOUSTON VICTORIA CAMPUS,U	VICTORIA	TX	77901
008175	HOWARD COMMUNITY COLLEGE	COLUMBIA	MD	21044
003575	HOWARD PAYNE UNIVERSITY	BROWNWOOD	TX	76801
001448	HOWARD UNIVERSITY	WASHINGTON	DC	20059
002868	HUDSON VLY CMTY COLLEGE	TROY	NY	12180
100145	HUFFSTETLER BUSINESS COLLEGE	MOBILE	AL	36602
007065	HUMBOLDT INSTITUTENICAL INSTITUTE	MINNEAPOLIS	MN	55404
330058	HUMBOLDT INSTITUTENICAL INSTITUTE	MINNEAPOLIS	MN	55404
001149	HUMBOLDT STATE U	ARCATA	CA	95521
001019	HUNTINGDON COLLEGE	MONTGOMERY	AL	36106
001803	HUNTINGTON COLLEGE	HUNTINGTON	IN	46750
003464	HURON COLLEGE	HURON	SD	57350
006498	HURON RD HOSP NS SCL	CLEVELAND	OH	44112
005110	HURON RD HOSP NS SCL	EAST CLEVE	OH	44112
007469	HUSSIAN SCHOOL OF ART	PHILADELPHIA	PA	19107
002043	HUSSON COLLEGE	BANGOR	ME	04401
001923	HUTCHINSN CMTY COLLEGE	HUTCHINSON	KS	67501
009196	HUTCHINSON AREA VOCATIONAL-TECHNICAL INST	HUTCHINSON	MN	55350
111510	HUTCHISON CAREER CENTER	FAIRBANKS	AK	99701
008443	I T T SCHOOL OF BUSINESS	SEATTLE	WA	98109
007327	I T T TECHNICAL INSTITUTE	EVANSVILLE	IN	47714
241506	I T T TECHNICAL INSTITUTE	FORT WAYNE	IN	46808
007482	I T T TECHNICAL INSTITUTE	CHELSEA	MA	02150
001620	IDAHO STATE UNIVERSITY	POCATELLO	ID	83209
001617	IDAHO, COLLEGE OF	CALDWELL	ID	83605
001626	IDAHO, UNIVERSITY OF	MOSCOW	ID	83843
001767	ILL BENEDICTINE COLLEGE	LISLE	IL	60532
001776	ILL CHICAGO CIRCLE,U OF	CHICAGO	IL	60680
001689	ILL COLLEGE OF OPTOMETRY	CHICAGO	IL	60616
003960	ILL MEDL CTR CHGO,U OF	CHICAGO	IL	60680
001775	ILL URBANA CAMPUS,U OF	URBANA	IL	61801
001696	ILL WESLEYAN UNIVERSITY	BLOOMINGTON	IL	61701
006753	ILLINOIS CENTRAL COLLEGE	EAST PEORIA	IL	61635
001688	ILLINOIS COLLEGE	JACKSONVILLE	IL	62650
001691	ILLINOIS INST TECHNOLOGY	CHICAGO	IL	60616
012168	ILLINOIS MASONIC MED CTR	CHICAGO	IL	60657
001692	ILLINOIS STATE UNIVERSITY	NORMAL	IL	61761
001705	ILLINOIS VLY CMTY COLLEGE	OGLESBY	IL	61348
001213	IMMACULATE HEART COLLEGE	LOS ANGELES	CA	90027
006401	IMMANUEL HOSP SCH NUR	OMAHA	NE	68122
003578	INCARNATE WORD COLLEGE	SAN ANTONIO	TX	78209
010036	IND VOC TECH C ALL CAM	INDIANAPOLIS	IN	46206
009926	IND VOC TECH C NORTHEAST	FORT WAYNE	IN	46805
009917	IND VOC TECH C-CEN IND	INDIANAPOLIS	IN	46202
010038	IND VOC TECH C-COLUMBUS	COLUMBUS	IN	47201
008423	IND VOC TECH C-NTH CEN	SOUTH BEND	IN	46619
008547	IND VOC TECH COLLEGE	TERRE HAUTE	IN	47802
001812	IND-PURDUE U FORT WAYNE	FORT WAYNE	IN	46805
001813	IND-PURDUE U INDIANAPOLIS	INDIANAPOLIS	IN	46202

208210

INSTITUTIONS IN THE NLS-72 POSTSECONDARY SCHOOL TRANSCRIPT SURVEY
BY SCHOOL NAME

PAGE 31

<u>FICE</u>	<u>SCHOOL</u>	<u>CITY</u>	<u>ST</u>	<u>ZIP</u>
001924	INDEPENDENCE COMMUNITY C	INDEPENDENCE	KS	67301
008403	INDIAN HILLS CC	OTTUMWA	IA	52501
001849	INDIAN HILLS COMMUNITY COLLEGE--CENTERVILLE	CENTERVILLE	IA	52544
461509	INDIAN MERIDIAN AREA VOC-TECH SCHOOL	STILLWATER	OK	74074
001493	INDIAN RIVER CMTY COLLEGE	FORT PIERCE	FL	33450
011730	INDIAN VALLEY COLLEGES	NOVATO	CA	94947
001804	INDIANA CEN UNIVERSITY	INDIANAPOLIS	IN	46227
001808	INDIANA ST U EVANSVL CAM	EVANSVILLE	IN	47712
009563	INDIANA STATE U MAIN CAM	TERRE HAUTE	IN	47809
008731	INDIANA U ALL CAMPUSES	BLOOMINGTON	IN	47405
001814	INDIANA U AT KOKOMO	KOKOMO	IN	46901
001816	INDIANA U AT SOUTH BEND	SOUTH BEND	IN	46615
001809	INDIANA U BLOOMINGTON	BLOOMINGTON	IN	47405
001815	INDIANA U NORTHWEST	GARY	IN	46408
003277	INDIANA U OF PENNSYLVANIA	INDIANA	PA	15705
001817	INDIANA U SOUTHEAST	NEW ALBANY	IN	47150
010950	INDIANA VOC-TEC COLLEGE	FT WAYNE	IN	46805
011824	INDIANHEAD TECHNICAL INSTITUTE	NEW RICHMOND	WI	54017
005298	INDIANHEAD TECHNICAL INSTITUTE--RICE LAKE	RICE LAKE	WI	54868
011011	INST AMERICAN INDIAN ARTS	SANTA FE	NM	87501
003717	INST TEXTILE TECHNOLOGY	CHARLOTTESVL	VA	22902
161534	INSTITUTE OF CHILDREN'S LITERATURE	REDDING RIDGE	CT	06876
007436	INSTITUTE OF COMPUTER MANAGEMENT	PITTSBURGH	PA	15222
230094	INSURANCE SCHOOL OF CHICAGO	CHICAGO	IL	60604
008435	INTERBORO INSTITUTE	NEW YORK	NY	10019
009886	INTERNATIONAL BEAUTY COLLEGE	CHARLOTTESVILLE	VA	22901
004579	INTERNATIONAL BUSINESS C	FORT WAYNE	IN	46804
530251	INTERNATIONAL BUSINESS COLLEGE	EL PASO	TX	79901
481738	INTERNATIONAL CORRESPONDENCE SCHOOLS	SCRANTON	PA	18515
450211	INTERNATIONAL SCHOOL OF BEAUTY CULTURE	CLEVELAND	OH	44124
486011	INTERNATIONAL SCHOOL OF TRAVEL	PHILADELPHIA	PA	19107
029280	INTERNATL BIBLE C	FLORENCE	AL	35630
009740	INVER HILLS CMTY COLLEGE	INVER GRV HTS	MN	55075
002737	IONA COLLEGE	NEW ROCHELLE	NY	10801
001865	IOWA CENTRAL CC	FORT DODGE	IA	50501
009070	IOWA CHRISTIAN COLLEGE	DES MOINES	IA	50315
010359	IOWA LAKES CC NORTH CTR	ESTHERVILLE	IA	51334
006267	IOWA METHODIST HOSPITAL SCHOOL OF NURSING	DES MOINES	IA	50309
007658	IOWA SCHOOL OF MEN'S HAIRSTYLING	DES MOINES	IA	50316
001869	IOWA STATE U	AMES	IA	50011
004596	IOWA TECH SCHOOL	OTTUMWA	IA	52501
001871	IOWA WESLEYAN COLLEGE	MT PLEASANT	IA	52641
007122	IOWA WESTERN CMTY COLLEGE	COUNCIL BLF	IA	51501
001892	IOWA,UNIVERSITY OF	IOWA CITY	IA	52242
20320	ISABELLA G HART SCH OF PRAC NURS	ROCHESTER	NY	14621
002934	ISOTHERMAL CMTY COLLEGE	SPINDALE	NC	28160
002356	ITASCA COMMUNITY COLLEGE	GRAND RAPIDS	MN	55744
002409	ITAWAMBA COMMUNITY COLLEGE	FULTON	MS	38843
002739	ITHACA COLLEGE	ITHACA	NY	14850
008329	ITT TECHNICAL INSTITUTE	FORT WAYNE	IN	46808
007329	ITT TECHNICAL INSTITUTE	INDIANAPOLIS	IN	46218
009088	ITT TECHNICAL INSTITUTE	DAYTON	OH	45414

INSTITUTIONS IN THE NLS-72 POSTSECONDARY SCHOOL TRANSCRIPT SURVEY
BY SCHOOL NAME

PAGE 32

<u>FICE</u>	<u>SCHOOL</u>	<u>CITY</u>	<u>ST</u>	<u>ZIP</u>
007471	IVY SCHOOL OF PROFESSIONAL ART	PITTSBURGH	PA	15214
011960	IVY TECH.	RICHMOND	IN	47374
241576	J EVERETT LIGHT CAREER CENTER	INDIANAPOLIS	IN	46240
009387	J M PERRY INSTITUTE	YAKIMA	WA	98903
570124	J M PERRY INSTITUTE	YAKIMA	WA	98903
003759	J SARGEANT REYNOLDS CC	RICHMOND	VA	23241
005538	JACKSON AREA VOC-TECH INSTITUTE	JACKSON	MN	56143
004680	JACKSON BUSINESS UNIV	JACKSON	MI	49201
002274	JACKSON COMMUNITY COLLEGE	JACKSON	MI	49201
004937	JACKSON ST CMTY COLLEGE	JACKSON	TN	38301
010700	JACKSON STATE AREA VOCATIONAL-TECHNICAL SCHOO	JACKSON	TN	38301
002410	JACKSON STATE UNIVERSITY	JACKSON	MS	39217
356028	JACKSON WELDING SCHOOL	SAINT LOUIS	MO	63116
001495	JACKSONVILLE UNIVERSITY	JACKSONVILLE	FL	32211
001020	JACKSONVL ST UNIVERSITY	JACKSONVILLE	AL	36265
005486	JAMES M FRAZIER SR VOCATIONAL SCHOOL	BATON ROUGE	LA	70821
003721	JAMES MADISON UNIVERSITY	HARRISONBURG	VA	22807
005346	JAMES MARTIN SCHOOL--DENTAL LAB	PHILADELPHIA	PA	19134
008355	JAMES RUMSEY VOCATIONAL TECHNICAL CENTER	MARTINSBURG	WV	25401
589001	JAMES RUMSEY VOCATIONAL TECHNICAL CENTER	MARTINSBURG	WV	25401
007687	JAMES SPRUNT TECH COLLEGE	KENANSVILLE	NC	28349
002869	JAMESTOWN CMTY COLLEGE	JAMESTOWN	NY	14701
002990	JAMESTOWN COLLEGE	JAMESTOWN	ND	58401
010730	JAN MAR BEAUTY ACADEMY	NEWPORT NEWS	VA	23606
011449	JANE ADDAMS SCHOOL OF PRACTICAL NURSING	CLEVELAND	OH	44115
003637	JARVIS CHRISTIAN COLLEGE	HAWKINS	TX	75765
006961	JEFFERSON CMTY COLLEGE	LOUISVILLE	KY	40202
009970	JEFFERSON CMTY COLLEGE	LOUISVILLE	KY	40202
008653	JEFFERSON COUNTY DUBOIS AREA VOC-TECH SCHOOL	REYNOLDSVILLE	PA	15851
001021	JEFFERSON DAVIS STATE JC	BREWTON	AL	36427
007333	JEFFERSON PARISH VOCATIONAL-TECHNICAL SCHOOL	METAIRIE	LA	70001
289015	JEFFERSON PARISH VOCATIONAL-TECHNICAL SCHOOL	METAIRIE	LA	70001
001022	JEFFERSON ST JR COLLEGE	BIRMINGHAM	AL	35215
279007	JEFFERSON STATE VOC-TECH SCHOOL	LOUISVILLE	KY	40203
006268	JENNIE EDMUNDSON MEM HOSP SCH OF NURSING	COUNCIL BLUFFS	IA	51501
236024	JERI JONES BEAUTY SCHOOL	CALUMET CITY	IL	60409
002613	JERSEY CITY STATE COLLEGE	JERSEY CITY	NJ	07305
006499	JEWISH HOSPITAL SCHOOL OF NURSING	CINCINNATI	OH	45229
002740	JEWISH THEOL SEM AMERICA	NEW YORK	NY	10027
321650	JOAN JEWETT CAREER SCHOOL	LANSING	MI	48910
008076	JOHN A LOGAN COLLEGE	CARTERVILLE	IL	62918
005657	JOHN A O'CONNELL SCHOOL OF TECHNOLOGY	SAN FRANCISCO	CA	94110
141661	JOHN A O'CONNELL SCHOOL OF TECHNOLOGY	SAN FRANCISCO	CA	94110
005658	JOHN ADAMS COMMUNITY COLLEGE CTR	SAN FRANCISCO	CA	94117
001100	JOHN BROWN UNIVERSITY	SILOAM SPG	AR	72761
001013	JOHN C CALHOUN ST CC	DECATUR	AL	35602
005735	JOHN C CALHOUN ST CC	DECATUR	AL	35602
003050	JOHN CARROLL UNIVERSITY	CLEVELAND	OH	44118
001802	JOHN HERRON SCH ART	INDIANAPOLIS	IN	46202
001698	JOHN MARSHALL LAW SCHOOL	CHICAGO	IL	60604
008251	JOHN PERI BEAUTY COLLEGE	TORRANCE	CA	90505
331605	JOHN ROBERT POWERS MODELING CAREER SCHOOL	MINNEAPOLIS	MN	55416

INSTITUTIONS IN THE NLS-72 POSTSECONDARY SCHOOL TRANSCRIPT SURVEY
BY SCHOOL NAME

PAGE 33

<u>FICE</u>	<u>SCHOOL</u>	<u>CITY</u>	<u>ST</u>	<u>ZIP</u>
146202	JOHN ROBERT POWERS MODELING SCHOOL	RIVERSIDE	CA	92506
146101	JOHN ROBERT POWERS MODELING SCHOOL	SAN JOSE	CA	95128
143128	JOHN ROBERT POWERS SCHOOL	CERRITOS	CA	90701
004004	JOHN TYLER CMTY COLLEGE	CHESTER	VA	23831
002077	JOHNS HOPKINS UNIVERSITY	BALTIMORE	MD	21218
008244	JOHNSN CO CMTY COLLEGE	OVERLAND PARK	KS	66210
003404	JOHNSON & WALES COLLEGE	PROVIDENCE	RI	02903
002936	JOHNSON C SMITH U	CHARLOTTE	NC	28216
529026	JOHNSON CITY VOCATIONAL SCHOOL	JOHNSON CITY	TN	37601
003688	JOHNSON STATE COLLEGE	JOHNSON	VT	05656
009336	JOHNSTON TECHNICAL C	SMITHFIELD	NC	27577
010006	JOHNSTOWN VOC	JOHNSTOWN	PA	15904
001699	JOLIET JUNIOR COLLEGE	JOLIET	IL	60436
130071	JONES BEAUTY SCHOOL	CONWAY	AR	72032
002411	JONES CO JUNIOR COLLEGE	ELLISVILLE	MS	39437
001497	JONES COLLEGE JACKSONVL	JACKSONVILLE	FL	32211
010753	JOSEPH PATERNO COLLEGE OF BEAUTY CULTURE	DOVER	NJ	07801
230098	JOSEPHS SCHOOL OF HAIR FASHIONS	GRANITE CITY	IL	62040
002741	JUDAISM,UNIVERSITY OF	LOS ANGELES	CA	90077
001023	JUDSON COLLEGE	MARION	AL	36756
002742	JUILLIARD SCHOOL,THE	NEW YORK	NY	10023
003279	JUNIATA COLLEGE	HUNTINGDON	PA	16652
010689	K A W AREA VOC-TECH SCHOOL	TOPEKA	KS	66604
002275	KALAMAZOO COLLEGE	KALAMAZOO	MI	49007
006949	KALAMAZOO VALLEY CC	KALAMAZOO	MI	49009
007690	KANKAKEE CMTY COLLEGE	KANKAKEE	IL	60901
004252	KANSAS ALL CAMPUSES,U	LAWRENCE	KS	66045
002473	KANSAS CITY ART INSTITUTE	KANSAS CITY	MO	64111
004710	KANSAS CITY BUSINESS COLLEGE	KANSAS CITY	MO	64106
002474	KANSAS CITY C OSTEO MED	KANSAS CITY	MO	64124
351639	KANSAS CITY DIESEL DRIVERS SCHOOL	GRANDVIEW	MO	64030
001925	KANSAS CITY KANS CMTY C	KANSAS CITY	KS	66112
350097	KANSAS CITY SCHOOL OF WATCHMAKING	KANSAS CITY	MO	64111
001948	KANSAS MAIN CAMPUS,U OF	LAWRENCE	KS	66045
004605	KANSAS MED CTR, U OF	KANSAS CITY	KS	66103
001939	KANSAS NEWMAN COLLEGE	WICHITA	KS	67213
001928	KANSAS ST U AGR & APP SCI	MANHATTAN	KS	66506
001701	KASKASKIA COLLEGE	CENTRALIA	IL	62801
007481	KATHARINE GIBBS SCHOOL	BOSTON	MA	02116
007507	KATHARINE GIBBS SCHOOL	MONTCLAIR	NJ	07042
007398	KATHARINE GIBBS SCHOOL	NEW YORK	NY	10017
007844	KATHARINE GIBBS SCHOOL	PROVIDENCE	RI	02906
012877	KATHERINE GIBBS SCHOOL	NORWALK	CT	06851
010424	KAUFMAN BEAUTY SCHOOL	LEXINGTON	KY	40502
140214	KAY BROWN BEAUTY SCHOOL	LOS ANGELES	CA	90038
005443	KC VOC-ED CTR	KANSAS CITY	MO	64106
002622	KEAN C OF NEW JERSEY	UNION	NJ	07083
002551	KEARNEY STATE COLLEGE	KEARNEY	NE	68847
029086	KELLER GRAD SCHOOL MGMT	CHICAGO	IL	60606
002276	KELLOGG COMMUNITY COLLEGE	BATTLE CREEK	MI	49016
009268	KELSEY-JENNEY COLLEGE	SAN DIEGO	CA	92101
001703	KENDALL COLLEGE	EVANSTON	IL	63201

<u>FICE</u>	<u>SCHOOL</u>	<u>CITY</u>	<u>ST</u>	<u>ZIP</u>
007618	KENDALL SCH OF DESIGN	GRAND RAPIDS	MI	49503
009826	KENNEBEC VALLEY VOCATIONAL-TECHNICAL INSTITUT	WATERVILLE	ME	04901
001577	KENNESAW COLLEGE	MARIETTA	GA	30061
003054	KENT ST STARK CO REG CAM	NORTH CANTON	OH	44720
003062	KENT ST TUSCARAWS REG CAM	NEW PHILA	OH	44663
003061	KENT ST U SALEM REG CAM	SALEM	OH	44460
003051	KENT STATE U MAIN CAMPUS	KENT	OH	44242
007550	KENTUCKY C TECHNOLOGY	LOUISVILLE	KY	40216
010489	KENTUCKY JR C BUSINESS	LEXINGTON	KY	40576
001968	KENTUCKY STATE UNIVERSITY	FRANKFORT	KY	40601
001969	KENTUCKY WESLEYAN COLLEGE	OWENSBORO	KY	42301
001989	KENTUCKY,UNIVERSITY OF	LEXINGTON	KY	40506
003065	KENYON COLLEGE	GAMBIER	OH	43022
007035	KETTERING C MEDICAL ARTS	KETTERING	OH	45429
002744	KEUKA COLLEGE	KEUKA PARK	NY	14478
008441	KEYSTONE SEC SCHOOL	SWATHMORE	PA	19081
003580	KILGORE COLLEGE	KILGORE	TX	75662
003496	KING COLLEGE	BRISTOL	TN	37620
002937	KING'S C-CHARLOTTE	CHARLOTTE	NC	28204
004840	KING'S COLLEGE	RALEIGH	NC	27611
002745	KING'S COLLEGE	BRIARCLF MNR	NY	10510
003282	KING'S COLLEGE	WILKES-BARRE	PA	18711
001308	KINGS RIVER CMTY COLLEGE	REEDLEY	CA	93654
002477	KIRKSVL COLLEGE OSTEO MED	KIRKSVILLE	MO	63501
004076	KIRKWOOD CMTY COLLEGE	CEDAR RAPIDS	IA	52406
007171	KIRTLAND CMTY COLLEGE	ROSCOMMON	MI	48653
002938	KITTRELL JR COL	KITTRELL	NC	27544
530466	KNAPP MEMORIAL HOSP SCH OF PRACTICAL NURSING	WESLACO	TX	78596
004025	KNOX CITY SCH OF VOC	KNOXVILLE	TN	37917
001704	KNOX COLLEGE	GALESBURG	IL	61401
526012	KNOXVILLE ADULT CENTER TECHNICAL DIVISION	KNOXVILLE	TN	37901
004938	KNOXVILLE BUSINESS C	KNOXVILLE	TN	37902
003497	KNOXVILLE COLLEGE	KNOXVILLE	TN	37921
005003	KURTZER FLYING SERVICE	SEATTLE	WA	98109
003322	KUTZTOWN STATE COLLEGE	KUTZTOWN	PA	19530
006295	KY BAPTIST SCH OF NUR	LOUISVILLE	KY	40204
001966	KY MOUNTAIN BIBLE INST	VAN CLEAVE	KY	41385
010825	L A CO MED CENTER	LOS ANGELES	CA	90057
310142	LA BARON HAIRDRESSING ACADEMY	BROCKTON	MA	02400
001578	LA GRANGE COLLEGE	LA GRANGE	GA	30240
003987	LA ROCHE COLLEGE	PITTSBURGH	PA	15237
003287	LA SALLE COLLEGE	PHILADELPHIA	PA	19141
007321	LA SALLE EXTENSION UNIVERSITY	CHICAGO	IL	60605
001216	LA VERNE, U OF	LA VERNE	CA	91750
007466	LAB INST OF MERCHANDISING	NEW YORK	NY	10022
003283	LACKAWANNA JUNIOR COLLEGE	SCRANTON	PA	18503
431522	LAFAYETTE COLLEGE	FAYETTEVILLE	NC	28301
003284	LAFAYETTE COLLEGE	EASTON	PA	18042
005309	LAKE AREA VOC-TECH INSTITUTE	WATERTOWN	SD	57201
001501	LAKE CITY CMTY COLLEGE	LAKE CITY	FL	32055
013000	LAKE COUNTY AREA VOCATIONAL-TECHNICAL CENTER	EUSTIS	FL	32726
199013	LAKE COUNTY AREA VOCATIOAL-TECHNICAL CENTER	EUSTIS	FL	32726

21314

<u>FICE</u>	<u>SCHOOL</u>	<u>CITY</u>	<u>ST</u>	<u>ZIP</u>
007694	LAKE COUNTY, COLLEGE OF	GRAYSLAKE	IL	60030
003066	LAKE ERIE COLLEGE	PAINESVILLE	OH	44077
001706	LAKE FOREST COLLEGE	LAKE FOREST	IL	60045
007644	LAKE LAND COLLEGE	MATTOON	IL	61938
002277	LAKE MICHIGAN COLLEGE	BENTON HARBOR	MI	49022
002991	LAKE REGION CMTY COLLEGE	DEVILS LAKE	ND	58301
002293	LAKE SUPERIOR ST COLLEGE	SLT ST MARIE	MI	49783
010546	LAKE VOC-TECH	WHITE BEAR LAKE	MN	55110
001502	LAKE-SUMTER CMTY COLLEGE	LEESBURG	FL	32748
190042	LAKELAND BEAUTY COLLEGE	LAKELAND	FL	33801
004534	LAKELAND C BUS AND FASH	LAKELAND	FL	33802
006804	LAKELAND CMTY COLLEGE	MENTOR	OH	44060
003854	LAKELAND COLLEGE	SHEBOYGAN	WI	53081
006137	LAKES REGION GEN HOSP SCH OF X-RAY TECHNOLOGY	LACONIA	NH	03246
006774	LAKEWOOD CMTY COLLEGE	WHITE BR LK	MN	55110
459140	LAKEWOOD SCHOOL OF PRACTICAL NURSING	LAKEWOOD	OH	44107
001355	LAMAR COMMUNITY COLLEGE	LAMAR	CO	81052
003581	LAMAR UNIVERSITY	BEAUMONT	TX	77710
003498	LAMBUTH COLLEGE	JACKSON	TN	38301
005186	LAMSON BUSINESS COLLEGE	PHOENIX	AZ	85004
003285	LANCASTER BIBLE COLLEGE	LANCASTER	PA	17601
009863	LANCASTER GEN HOS SCH NUR	LANCASTER	PA	17603
003435	LANDER COLLEGE	GREENWOOD	SC	29646
003499	LANE COLLEGE	JACKSON	TN	38301
003196	LANE COMMUNITY COLLEGE	EUGENE	OR	97405
001266	LANEY COLLEGE	OAKLAND	CA	94607
003157	LANGSTON UNIVERSITY	LANGSTON	OK	73050
002278	LANSING COMMUNITY COLLEGE	LANSING	MI	48901
009259	LARAMIE CO CMTY COLLEGE	CHEYENNE	WY	82001
003582	LAREDO JUNIOR COLLEGE	LAREDO	TX	78040
007299	LARIMER COUNTY VOCATIONAL TECHNICAL CENTER	FORT COLLINS	CO	80522
002158	LASELL JUNIOR COLLEGE	NEWTON	MA	02166
001217	LASSEN COLLEGE	SUSANVILLE	CA	96130
006549	LATROBE AREA HOSPITAL	LATROBE	PA	15650
003672	LATTER-DAY SAINTS BUS COLLEGE	SALT LAKE CY	UT	84111
154004	LAVONNES ACADEMY OF BEAUTY	THORNTON	CO	80229
002279	LAWRENCE INST TECHNOLOGY	SOUTHFIELD	MI	48075
003856	LAWRENCE UNIVERSITY	APPLETON	WI	54911
001059	LAWSON STATE CMTY COLLEGE	BIRMINGHAM	AL	35221
011395	LAWSON STATE CMTY COLLEGE	BIRMINGHAM	AL	35221
002748	LE MOYNE COLLEGE	SYRACUSE	NY	13214
003501	LE MOYNE-OWEN COLLEGE	MEMPHIS	TN	38126
141305	LE PANTE BEAUTY COLLEGE	LA MIRADA	CA	90638
012072	LE PONTO'S HAIRSTYLING & BEAUTY CULTURE	SYRACUSE	NY	13204
003288	LEBANON VALLEY COLLEGE	ANNVILLE	PA	17003
003500	LEE COLLEGE	CLEVELAND	TN	37311
003583	LEE COLLEGE	BAYTOWN	TX	77520
310600	LEE INSTITUTE OF REAL ESTATE	BROOKLINE	MA	02139
002939	LEES-MCRAE COLLEGE	BANNER ELK	NC	28604
006810	LEHIGH CO CMTY COLLEGE	SCHNECKSVILLE	PA	18078
003289	LEHIGH UNIVERSITY	BETHLEHEM	PA	18015
012443	LEIMERT PARK BEAUTY COLLEGE	LOS ANGELES	CA	90008

INSTITUTIONS IN THE NLS-72 POSTSECONDARY SCHOOL TRANSCRIPT SURVEY
BY SCHOOL NAME

PAGE 36

<u>FICE</u>	<u>SCHOOL</u>	<u>CITY</u>	<u>ST</u>	<u>ZIP</u>
005328	LENAPE VO TECH	FORD CITY	PA	16226
002940	LENOIR CMTY COLLEGE	KINSTON	NC	28501
008792	LENOIR MEMORIAL HOSPITAL SCHOOL OF NURSING	KINSTON	NC	28501
002941	LENOIR-RHYNE COLLEGE	HICKORY	NC	28603
002160	LESLEY COLLEGE	CAMBRIDGE	MA	02238
004044	LETCHER CO AREA VOCAT	WHITESBURG	KY	41858
003584	LETOURNEAU COLLEGE	LONGVIEW	TX	75607
480588	LEVITTOWN BEAUTY ACADEMY	LEVITTOWN	PA	19056
010020	LEWIS AND CLARK CC	GODFREY	IL	62035
003197	LEWIS AND CLARK COLLEGE	PORTLAND	OR	97219
011629	LEWIS HOTEL-MOTEL SCHOOL	WASHINGTON	DC	20037
005585	LEWIS M LIVELY AREA VOC-TECHNICAL CENTER	TALLAHASSEE	FL	32304
001707	LEWIS UNIVERSITY	ROMEVILLE	IL	60441
001621	LEWIS-CLARK ST COLLEGE	LEWISTON	ID	83501
009779	LEXINGTON TECH INSTITUTE	LEXINGTON	KY	40506
008172	LIBERAL AREA VOC-TECH SCHOOL	LIBERAL	KS	67901
010392	LIBERTY BAPTIST COLLEGE	LYNCHBURG	VA	24506
012454	LIBERTY BIBLE COLLEGE	PENSACOLA	FL	32506
012630	LIFE BIBLE COLLEGE	LOS ANGELES	CA	90026
010027	LIMA TECHNICAL COLLEGE	LIMA	OH	45804
003436	LIMESTONE COLLEGE	GAFFNEY	SC	29340
001708	LINCOLN CHRISTIAN COLLEGE	LINCOLN	IL	62656
001709	LINCOLN COLLEGE	LINCOLN	IL	62656
007170	LINCOLN LAND CMTY COLLEGE	SPRINGFIELD	IL	62708
003502	LINCOLN MEM UNIVERSITY	HARROGATE	TN	37752
004721	LINCOLN SCHOOL OF COMMERCE	LINCOLN	NE	68501
010318	LINCOLN TECHNICAL INSTITUTE	DES MOINES	IA	50265
007938	LINCOLN TECHNICAL INSTITUTE	INDIANAPOLIS	IN	46202
007490	LINCOLN TECHNICAL INSTITUTE	BALTIMORE	MD	21229
007506	LINCOLN TECHNICAL INSTITUTE	UNION	NJ	07083
007832	LINCOLN TECHNICAL INSTITUTE	PHILADELPHIA	PA	19114
002479	LINCOLN UNIVERSITY	JEFFERSON CY	MO	65101
003290	LINCOLN UNIVERSITY	LINCOLN UNIV	PA	19352
450219	LINCOLN WELDING SCHOOL	CLEVELAND	OH	44117
002480	LINDENWOOD COLLEGES,THE	SAINT CHARLES	MO	63301
005586	LINDSEY HOPKINS EDUCATIONAL CENTER	MIAMI	FL	33132
199002	LINDSEY HOPKINS EDUCATIONAL CENTER	MIAMI	FL	33132
001972	LINDSEY WILSON COLLEGE	COLUMBIA	KY	42728
003198	LINFIELD COLLEGE	MCMINNVILLE	OR	97128
004553	LINKS SCHOOL OF BUSINESS	BOISE	ID	83707
006938	LINN-BENTON CMTY COLLEGE	ALBANY	OR	97321
010695	LITCHFIELD BEAUT	LITCHFIELD	IL	62056
005708	LITTLE ROCK VOCATIONAL-TECHNICAL SCHOOL	N LITTLE ROCK	AR	72202
001024	LIVINGSTON UNIVERSITY	LIVINGSTON	AL	35470
002942	LIVINGSTONE COLLEGE	SALISBURY	NC	28144
003323	LOCK HAVEN STATE COLLEGE	LOCK HAVEN	PA	17745
004580	LOCKYEAR COLLEGE	EVANSVILLE	IN	47701
001215	LOMA LINDA UNIVERSITY	LOMA LINDA	CA	92354
003585	LON MORRIS COLLEGE	JACKSONVILLE	TX	75766
001219	LONG BEACH CITY COLLEGE	LONG BEACH	CA	90808
008479	LONG BEACH COLLEGE MEDICAL-DENTAL ASSTS	LONG BEACH	CA	90807
004774	LONG IS U ALL CAMPUSES	GREENVALE	NY	11548

INSTITUTIONS IN THE NLS-72 POSTSECONDARY SCHOOL TRANSCRIPT SURVEY
BY SCHOOL NAME

PAGE 37

<u>FICE</u>	<u>SCHOOL</u>	<u>CITY</u>	<u>ST</u>	<u>ZIP</u>
008780	LONG IS U ALL CAMPUSES	GREENVALE	NY	11548
004779	LONG IS U BROOKLYN CENTER	BROOKLYN	NY	11201
002755	LONG IS U SOUTHAMPTON CTR	SOUTHAMPTON	NY	11968
002754	LONG IS U, C W POST CEN	GREENVALE	NY	11548
009140	LONGVIEW CMTY COLLEGE	LEE'S SUMMIT	MO	64063
531559	LONGVIEW SCHOOL OF VOCATIONAL NURSING	LONGVIEW	TX	75601
003719	LONGWOOD COLLEGE	FARMVILLE	VA	23901
003068	LORAIN CO CMTY COLLEGE	ELYRIA	OH	44035
008659	LORD FAIRFAX CMTY COLLEGE	MIDDLETOWN	VA	22645
001229	LOS ANG C OF CHIROPRACTIC	WHITTIER	CA	90604
008709	LOS ANG CC SYS ALL INST	LOS ANGELES	CA	90017
001224	LOS ANG HARBOR COLLEGE	WILMINGTON	CA	90744
001226	LOS ANG PIERCE COLLEGE	WOODLAND HLS	CA	91371
007047	LOS ANG SOUTHWEST COLLEGE	LOS ANGELES	CA	90047
001227	LOS ANG TR TECH COLLEGE	LOS ANGELES	CA	90015
011793	LOS ANG TR TECH COLLEGE	LOS ANGELES	CA	90015
001228	LOS ANG VALLEY COLLEGE	VAN NUYS	CA	91401
001220	LOS ANGELES BAPT COLLEGE	AD	CA	91322
001223	LOS ANGELES CITY COLLEGE	LOS ANGELES	CA	90029
012550	LOS ANGELES MISSION C	SAN FERNANDO	CA	91340
010340	LOS MEDANOS COLLEGE	PITTSBURG	CA	94565
002943	LOUISBURG COLLEGE	LOUISBURG	NC	27549
004627	LOUISIANA BUSINESS COLLEGE	MONROE	LA	71201
002007	LOUISIANA COLLEGE	PINEVILLE	LA	71360
002011	LOUISIANA ST U ALEXANDRIA	ALEXANDRIA	LA	71301
008745	LOUISIANA ST U ALL INST	BATON ROUGE	LA	70803
002010	LOUISIANA ST U AND A & M C	BATON ROUGE	LA	70803
002012	LOUISIANA ST U EUNICE	EUNICE	LA	70535
002014	LOUISIANA ST U MED CEN	NEW ORLEANS	LA	70112
002013	LOUISIANA ST U SHREVEPORT	SHREVEPORT	LA	71115
002008	LOUISIANA TECH UNIVERSITY	RUSTON	LA	71272
270080	LOUISVILLE COLLEGE OF MEDICAL/DENTAL CAREERS	LOUISVILLE	KY	40216
012088	LOUISVILLE TECH INSTITUTE	LOUISVILLE	KY	40205
001999	LOUISVILLE,UNIVERSITY OF	LOUISVILLE	KY	40292
011851	LOVING'S BEAUTY COLLEGE	OKLAHOMA CITY	OK	73111
006333	LOWELL GENERAL HOSPITAL SCHOOL OF NURSING	LOWELL	MA	01854
002161	LOWELL,UNIVERSITY OF	LOWELL	MA	01854
012643	LOWELL,UNIVERSITY OF	LOWELL	MA	01854
003782	LOWER COLUMBIA COLLEGE	LONGVIEW	WA	98632
155027	LOWRY AIR FORCE BASE AERO CLUB	DENVER	CO	80230
002078	LOYOLA COLLEGE	BALTIMORE	MD	21210
011649	LOYOLA MARYMOUNT U	LOS ANGELES	CA	90045
002016	LOYOLA U IN NEW ORLEANS	NEW ORLEANS	LA	70118
001710	LOYOLA U OF CHICAGO	CHICAGO	IL	60611
530197	LUBBOCK BARBER COLLEGE	LUBBOCK	TX	79410
003586	LUBBOCK CHRISTIAN COLLEGE	LUBBOCK	TX	79407
146100	LUMBLEAU REAL ESTATE SCHOOL	LOS ANGELES	CA	90024
146088	LUMBLEAU REAL ESTATE SCHOOL	SAN LUIS OBISPO	CA	93401
141025	LUMBLEAU REAL ESTATE SCHOOL	SANTA ANA	CA	92703
146086	LUMBLEAU REAL ESTATE SCHOOL	TORRANCE	CA	90505
008988	LURLEEN B WALLACE ST JC	ANDALUSIA	AL	36420
029019	LUTH BIBLE INST SEATTLE	ISSAQUAH	WA	98027

<u>FICE</u>	<u>SCHOOL</u>	<u>CITY</u>	<u>ST</u>	<u>ZIP</u>
001712	LUTH SCH THEOLOGY CHICAGO	CHICAGO	IL	60615
001874	LUTHER COLLEGE	DECORAH	IA	52101
002357	LUTHER THEOLOGICAL SEM	SAINT PAUL	MN	55108
006375	LUTHERAN DEACONESS HOSP SCHOOL OF NURSING	MINNEAPOLIS	MN	55404
006225	LUTHERAN HOSPITAL SCHOOL FOR NURSES	MOLINE	IL	61265
006666	LUTHERAN MEDICAL CENTER SCHOOL OF NURSING	SAINT LOUIS	MO	63118
006501	LUTHERAN MEDICAL CENTER SCHOOL OF NURSING	CLEVELAND	OH	44113
003292	LUTHERAN THEOL SEM PHILA	PHILADELPHIA	PA	19119
006811	LUZERNE CO CMTY COLLEGE	NANTICOKE	PA	18634
003293	LYCOMING COLLEGE	WILLIAMSPORT	PA	17701
009569	LYDIA HOUSTON ACADEMY OF BEAUTY CULTURE	HOUSTON	TX	77006
226007	LYLES SALON & SCHOOL OF HAIR DESIGN	COEUR D'ALENE	ID	83814
003720	LYNCHBURG COLLEGE	LYNCHBURG	VA	24501
003305	LYON SCHOOL OF BUSINESS	NEW CASTLE	PA	16101
400011	LYONS INSTITUTE	HACKENSACK	NJ	07601
007664	LYONS INSTITUTE	NEWARK	NJ	07102
007827	LYONS TECHNICAL INST	PHILADELPHIA	PA	19134
230125	M S T A LEARNING CENTERS	CHICAGO	IL	60605
450222	M T I BUSINESS SCHOOLS	CLEVELAND	OH	44113
005698	MAC ARTHUR STATE TECHNICAL COLLEGE	OPP	AL	36467
002358	MACALESTER COLLEGE	SAINT PAUL	MN	55105
001716	MACCORMAC COLLEGE	CHICAGO	IL	60604
200250	MACKAY COLLEGE OF BEAUTY CULTURE	HARTWELL	GA	30643
008319	MACOMB CO CC	WARREN	MI	48093
004681	MACOMB CO CC-CENTER CAM	MT CLEMENS	MI	48044
008906	MACOMB CO CC-SOUTH CAMPUS	WARREN	MI	48093
459150	MACOMBER ADULT EVENING SCHOOL	TOLEDO	OH	43611
0057	MACON AREA VOCATIONAL-TECHNICAL SCHOOL	MACON	GA	31201
007728	MACON JUNIOR COLLEGE	MACON	GA	31297
008970	MADDIOS CAPITAL CITY BEAUTY COLLEGE	HELENA	MT	59601
004007	MADISON AREA TECH COLLEGE	MADISON	WI	53703
006643	MADISON GENERAL HOSPITAL SCHOOL OF NURSING	MADISON	WI	53715
005493	MADISONVILLE AREA VOC-TECH SCHOOL	MADISONVILLE	KY	42431
009010	MADISONVILLE CMTY COLLEGE	MADISONVILLE	KY	42431
002282	MADONNA COLLEGE	LIVONIA	MI	48150
011113	MAHARISHI INTRNATL U	FAIRFIELD	IA	52556
010238	MAINE ALL CAMPUSES,U OF	BANGOR	ME	04401
002040	MAINE AT FARMINGTON,U OF	FARMINGTON	ME	04938
002041	MAINE AT FORT KENT,U OF	FORT KENT	ME	04743
002055	MAINE AT MACHIAS,U OF	MACHIAS	ME	04654
002053	MAINE AT ORONO,U OF	ORONO	ME	04473
002033	MAINE AT PRESQUE ISLE, U OF	PRESQUE ISLE	ME	04769
002044	MAINE MARITIME ACADEMY	CASTINE	ME	04421
007096	MAINLAND,COLLEGE OF THE	TEXAS CITY	TX	77590
010903	MAISON DE PARIS BEAUTY COLLEGE	HADDONFIELD	NJ	08033
003072	MALONE COLLEGE	CANTON	OH	44709
001504	MANATEE JUNIOR COLLEGE	BRADENTON	FL	33507
001392	MANCHESTER CMTY COLLEGE	MANCHESTER	CT	06040
001820	MANCHESTER COLLEGE	N MANCHESTER	IN	46962
007389	MANDL SCHOOL FOR MEDICAL & DENTAL ASSISTANTS	HEMPSTEAD	NY	11550
420384	MANDL SCHOOL FOR MEDICAL & DENTAL ASSISTANTS	NEW YORK	NY	10019
002758	MANHATTAN COLLEGE	BRONX	NY	10471

INSTITUTIONS IN THE NLS-72 POSTSECONDARY SCHOOL TRANSCRIPT SURVEY
BY SCHOOL NAME

PAGE 39

<u>FICE</u>	<u>SCHOOL</u>	<u>CITY</u>	<u>ST</u>	<u>ZIP</u>
002759	MANHATTAN SCHOOL OF MUSIC	NEW YORK	NY	10027
420386	MANHATTAN SCHOOL OF PRINTING	NEW YORK	NY	10007
002760	MANHATTANVILLE COLLEGE	PURCHASE	NY	10577
005537	MANKATO AREA VOCATIONAL-TECHNICAL INSTITUTE	NORTH MANKATO	MN	56001
004644	MANKATO COMMERCIAL COLLEGE	MANKATO	MN	56001
009096	MANKATO COSMETOLOGY CTR	MANKATO	MN	56001
002360	MANKATO STATE UNIVERSITY	MANKATO	MN	56001
003294	MANOR JUNIOR COLLEGE	JENKINTOWN	PA	19046
009223	MANPOWER BUSINESS TRAINING INSTUTUTE	MILWAUKEE	WI	53203
010960	MANSFIELD BEAUTY ACADEMY	BOSTON	MA	02116
290008	MANSFIELD BEAUTY ACADEMY	PORTLAND	ME	04111
003324	MANSFIELD STATE COLLEGE	MANSFIELD	PA	16933
007562	MARE ILD NVY YD APPSH	MARE ISLAND	CA	94592
002763	MARIA COLLEGE OF ALBANY	ALBANY	NY	12208
002764	MARIA REGINA COLLEGE	SYRACUSE	NY	13208
001821	MARIAN COLLEGE	INDIANAPOLIS	IN	46222
008303	MARICOPA TECH CC	PHOENIX	AZ	85004
003073	MARIETTA COLLEGE	MARIETTA	OH	45750
005620	MARIETTA-COBB VOCATIONAL-TECHNICAL SCHOOL	MARIETTA	GA	30060
001178	MARIN, COLLEGE OF	KENTFIELD	CA	94904
007456	MARINELLO SCHOOL OF BEAUTY	BUENA PARK	CA	90620
007156	MARINELLO SCHOOL OF BEAUTY	LAKWOOD	CA	90712
010768	MARINELLO SCHOOL OF BEAUTY	MONTCLAIR	CA	91763
007219	MARINELLO SCHOOL OF BEAUTY	SAN BERNARDINO	CA	92401
140769	MARINELLO SCHOOL OF BEAUTY	WHITTIER	CA	90601
236047	MARION ADULT EDUCATION AND CAREER TRNG CENTER	CHICAGO	IL	60612
001822	MARION COLLEGE	MARION	IN	46952
230250	MARION COLLEGE OF BEAUTY CULTURE	MARION	IL	62959
006253	MARION G GEN HOS NURS	INDIANAPOLIS	IN	46204
001026	MARION MILITARY INSTITUTE	MARION	AL	36756
010736	MARION TECHNICAL COLLEGE	MARION	OH	43302
003722	MARION-MULLINS VOCATIONAL EDUCATION CENTER	MARION	SC	29571
501553	MARION-MULLINS VOCATIONAL EDUCATION CENTER	MARION	SC	29571
002765	MARIST COLLEGE	POUGHKEEPSIE	NY	12601
003690	MARLBORO COLLEGE	MARLBORO	VT	05344
509004	MARLBORO COUNTY AREA VOCATIONAL CENTER	BENNETTSVILLE	SC	29512
003863	MARQUETTE UNIVERSITY	MILWAUKEE	WI	53233
002944	MARS HILL COLLEGE	MARS HILL	NC	28754
003815	MARSHALL UNIVERSITY	HUNTINGTON	WV	25701
190160	MARTA MEIRA SCHOOL OF MODELING	MIAMI	FL	33131
003504	MARTIN COLLEGE	PULASKI	TN	38478
007988	MARTIN COMMUNITY COLLEGE	WILLIAMSTON	NC	27892
480824	MARTIN SCHOOL OF BUSINESS	PHILADELPHIA	PA	19114
003723	MARY BALDWIN COLLEGE	STAUNTON	VA	24401
002992	MARY COLLEGE	BISMARCK	ND	58501
009676	MARY FAZIO'S SCH/BEAUTY	LAWRENCE	MA	01840
003588	MARY HARDIN-BAYLOR, U OF	BELTON	TX	76513
002412	MARY HOLMES COLLEGE	WEST POINT	MS	39773
006403	MARY LANNING HOSPITAL SCHOOL OF NURSING	HASTINGS	NE	68901
007384	MARY MCCLELLAN HOSP NURS	CAMBRIDGE	NY	12816
003746	MARY WASHINGTON COLLEGE	FREDERICKSBG	VA	22401
002284	MARYGROVE COLLEGE	DETROIT	MI	48221

INSTITUTIONS IN THE NLS-72 POSTSECONDARY SCHOOL TRANSCRIPT SURVEY
BY SCHOOL NAME

PAGE 40

<u>FICE</u>	<u>SCHOOL</u>	<u>CITY</u>	<u>ST</u>	<u>ZIP</u>
009553	MARYLAND ALL CAM,U OF	COLLEGE PARK	MD	20742
002105	MARYLAND BALT CO CAM, U OF	CATONSVILLE	MD	21228
002104	MARYLAND BALT PROF SCH, U OF	BALTIMORE	MD	21201
002103	MARYLAND COLLEGE PARK CAM, U OF	COLLEGE PARK	MD	20742
002106	MARYLAND EASTERN SHORE, U OF	PRINCESS ANNE	MD	21853
002080	MARYLAND INST C OF ART	BALTIMORE	MD	21217
008751	MARYLAND SYS ALL INST,U	COLLEGE PARK	MD	20783
001932	MARYMOUNT COLLEGE KANSAS	SALINA	KS	67401
002769	MARYMOUNT MANHATTAN C	NEW YORK	NY	10021
002482	MARYVILLE C-SAINT LOUIS	SAINT LOUIS	MO	63141
003505	MARYVILLE COLLEGE	MARYVILLE	TN	37801
003296	MARYWOOD COLLEGE	SCRANTON	PA	18509
008755	MASS ALL CAMPUSES,U OF	BOSTON	MA	02116
002221	MASS AMHERST CAMPUS,U OF	AMHERST	MA	01003
002171	MASS BAY CMTY COLLEGE	WELLESLEY	MA	02181
002222	MASS BOSTON CAMPUS, U OF	BOSTON	MA	02116
002165	MASS C PHAR-HLTH SCI	BOSTON	MA	02115
002180	MASS COLLEGE OF ART	BOSTON	MA	02215
002178	MASS INST OF TECHNOLOGY	CAMBRIDGE	MA	02139
009756	MASS MEDL SCH-WORCESTER,U	WORCESTER	MA	01605
006763	MASSACHUSETTS GENERAL HOSPITAL SCH OF NURSING	BOSTON	MA	02114
002177	MASSASOIT CMTY COLLEGE	BROCKTON	MA	02402
009270	MASSEY BUSINESS COLLEGE	ATLANTA	GA	30301
004974	MASSEY BUSINESS COLLEGE	HOUSTON	TX	77002
007784	MASSEY BUSINESS COLLEGE	NACOGDOCHES	TX	75961
007785	MASSEY BUSINESS COLLEGE	NACOGDOCHES	TX	75961
004463	MASSEY-DRAUGHON COLLEGE	MONTGOMERY	AL	36102
420896	MASTERS DRIVING SCHOOL	NIAGARA FALLS	NY	14301
002771	MATER DEI COLLEGE	OGDENSBURG	NY	13669
006982	MATTATUCK CMTY COLLEGE	WATERBURY	CT	06708
330073	MAXIMS COLLEGE OF BEAUTY CULTURE	MINNEAPOLIS	MN	55402
011516	MAYO MEDICAL SCHOOL	ROCHESTER	MN	55901
005492	MAYO STATE VOC-TECH SCHOOL	PAINTSVILLE	KY	41240
006960	MAYSVILLE CMTY COLLEGE	MAYSVILLE	KY	41056
002993	MAYVILLE STATE COLLEGE	MAYVILLE	ND	58257
004898	MC CANN SCHOOL OF BUSINESS	MAHANAY CITY	PA	17948
007352	MC CONNELL SCHOOL	MINNEAPOLIS	MN	55402
012785	MC DONALD SCHOOL OF COSMETOLOGY	BELLINGHAM	WA	98225
500024	MC INTYRE COLLEGE OF BEAUTY	BENNETTSVILLE	SC	29512
01367	MC KINLEY AIR TRANSPORT	CANTON	OH	44720
005307	MC MINNVILLE AREA VOCATIONAL-TECHNICAL SCHOOL	MC MINNVILLE	TN	37110
011587	MCCARRIE SCHOOLS	PHILADELPHIA	PA	19107
002552	MCCOOK COMMUNITY COLLEGE	MCCOOK	NE	69001
007691	MCHENRY COUNTY COLLEGE	CRYSTAL LAKE	IL	60014
004730	MCINTOSH COLLEGE	DOVER	NH	03820
012048	MCKEESPORT VO TECH.	MCKEESPORT	PA	15132
004002	MCKENZIE COLLEGE	CHATTANOOGA	TN	37402
003590	MCLENNAN CMTY COLLEGE	WACO	TX	76708
003591	MCMURRY COLLEGE	ABILENE	TX	79697
002017	MCNEESE STATE UNIVERSITY	LAKE CHARLES	LA	70605
001933	MCPHERSON COLLEGE	MCPHERSON	KS	67460
004628	MEADOWS-DRAUGHON COLLEGE	NEW ORLEANS	LA	70119

218 220

INSTITUTIONS IN THE NLS-72 POSTSECONDARY SCHOOL TRANSCRIPT SURVEY
BY SCHOOL NAME

PAGE 41

<u>FICE</u>	<u>SCHOOL</u>	<u>CITY</u>	<u>ST</u>	<u>ZIP</u>
010055	MEADVILLE VO TEC	MEADVILLE	PA	16335
002620	MED & DENT OF NJ NEWARK,C	NEWARK	NJ	07103
011174	MED & DENT OF NJ NEWARK,C	NEWARK	NJ	07103
002777	MEDAILLE COLLEGE	BUFFALO	NY	14214
008568	MEDIAN SCHOOL	PITTSBURGH	PA	15222
004533	MEDICAL ART & BUSINESS, C OF	JACKSONVILLE	FL	32202
003725	MEDICAL COLL OF VIRGINIA	RICHMOND	VA	23298
001579	MEDICAL COLLEGE OF GA	AUGUSTA	GA	30912
008296	MEDICAL COLLEGE OF WIS	MILWAUKEE	WI	53226
007619	MEDICAL INST MINNESOTA	MINNEAPOLIS	MN	55404
007927	MEDICAL TRAINING INSTITUTE INC	MISSION HILLS	CA	91345
003438	MEDICAL UNIVERSITY OF SC	CHARLESTON	SC	29425
005980	MEDICAL UNIVERSITY OF SC	CHARLESTON	SC	29425
003398	MEDL COLLEGE OF PA,THE	PHILADELPHIA	PA	19129
007737	MEDL COLLEGE OHIO-TOLEDO	TOLEDO	OH	43699
003506	MEHARRY MEDICAL COLLEGE	NASHVILLE	TN	37208
013217	MELBOURN VOC SCH	MELBOURN	AR	72556
010741	MELLIES BEAUTY COLLEGE	FORT SMITH	AR	72901
010908	MEMORIAL HOSP NS SCL	JOHNSTOWN	PA	15905
013214	MEMORIAL HOSPITAL OF ROXBOROUGH SCH OF NURSIN	PHILADELPHIA	PA	19128
200247	MEMORIAL HOSPITAL SCHOOL OF X-RAY TECHNOLOGY	WAYCROSS	GA	31501
521503	MEMPHIS PARA-MEDICAL INSTITUTE	MEMPHIS	TN	38104
005360	MEMPHIS STATE AREA VOCATIONAL-TECHNICAL SCHOO	MEMPHIS	TN	38105
003509	MEMPHIS STATE UNIVERSITY	MEMPHIS	TN	38152
011672	MENDOCINO COLLEGE	UKIAH	CA	95482
001237	MERCED COLLEGE	MERCED	CA	95340
004740	MERCER CO CMTY COLLEGE	TRENTON	NJ	08690
011542	MERCER COUNTY VO TECH	MERCER	PA	16137
401515	MERCER COUNTY VOCATIONAL SCHOOL	TRENTON	NJ	08690
001580	MERCER U MAIN CAMPUS	MACON	GA	31207
007403	MERCHANT MARINE SCHOOL	NEW YORK	NY	10004
004911	MERCY CATHOLIC MEDICAL CENTER	DARBY	PA	19023
002772	MERCY COLLEGE	DOBBS FERRY	NY	10522
002286	MERCY COLLEGE OF DETROIT	DETROIT	MI	48219
004106	MERCY HOSP SCH X-RAY	MIAMI	FL	33133
006273	MERCY HOSPITAL SCHOOL OF NURSING	DES MOINES	IA	50314
006306	MERCY HOSPITAL SCHOOL OF NURSING	PORTLAND	ME	04101
006503	MERCY HOSPITAL SCHOOL OF NURSING	TOLEDO	OH	43624
005776	MERCY HOSPITAL SCHOOL OF X-RAY TECHNOLOGY	PORTLAND	ME	04103
450060	MERCY SCHOOL OF NURSING	CANTON	OH	44708
002945	MEREDITH COLLEGE	RALEIGH	NC	27611
002413	MERIDIAN JUNIOR COLLEGE	MERIDIAN	MS	39301
002120	MERRIMACK COLLEGE	NORTH ANDOVER	MA	01845
029273	MERRIMACK VLY C	MANCHESTER	NH	03102
001267	MERRITT COLLEGE	OAKLAND	CA	94619
012004	MERRITT DAVIS BUSINESS COLLEGE	EUGENE	OR	97401
009728	MERRITT DAVIS SCHOOL OF COMMERCE	SALEM	OR	97301
001358	MESA COLLEGE	GRAND JCT	CO	81501
001077	MESA COMMUNITY COLLEGE	MESA	AZ	85202
004009	MESABI COMMUNITY COLLEGE	VIRGINIA	MN	55792
003974	MESIVTHA TIFERETH JER AMR	NEW YORK	NY	10002
003298	MESSIAH COLLEGE	GRANTHAM	PA	17027

INSTITUTIONS IN THE NLS-72 POSTSECONDARY SCHOOL TRANSCRIPT SURVEY
BY SCHOOL NAME

PAGE 42

<u>FICE</u>	<u>SCHOOL</u>	<u>CITY</u>	<u>ST</u>	<u>ZIP</u>
002946	METHODIST COLLEGE	FAYETTEVILLE	NC	28301
280139	METHODIST HOSP SCH OF RADIOLOGIC TECH	NEW ORLEANS	LA	70127
006657	METHODIST HOSP SCHOOL OF RADIOLOGIC TECHNOLOG	MINNEAPOLIS	MN	55426
006228	METHODIST HOSPITAL SCHOOL OF NURSING	PEORIA	IL	61636
006600	METHODST HOSP SCH OF NURS	MEMPHIS	TN	38104
010834	METROPOLITAN MED CTR SCH OF RADIOLOGIC TECHN	MINNEAPOLIS	MN	55404
004567	METROPOLITAN SCHOOL OF BUSINESS	CHICAGO	IL	60659
529024	METROPOLITAN SCHOOL OF PRACTICAL NURSING	NASHVILLE	TN	37204
001360	METROPOLITAN ST COLLEGE	DENVER	CO	80204
010374	METROPOLITAN STATE U	SAINT PAUL	MN	55101
012586	METROPOLITAN TECHNICAL CC	OMAHA	NE	68103
400031	METROPOLITAN TECHNICAL INSTITUTE	SADDLE BROOK	NJ	07662
003079	MIAMI U HAMILTON CAMPUS	HAMILTON	OH	45011
003080	MIAMI U MIDDLETOWN CAMPUS	MIDDLETOWN	OH	45052
007104	MIAMI UNIV OXFORD CAM	OXFORD	OH	45056
005135	MIAMI VALLEY HOSPITAL SCHOOL OF NURSING	DAYTON	OH	45409
006497	MIAMI VALLEY HOSPITAL SCHOOL OF NURSING	DAYTON	OH	45409
001506	MIAMI-DADE CMTY COLLEGE	MIAMI	FL	33176
003076	MIAMI-JACOBS JC BUSINESS	DAYTON	OH	45401
001536	MIAMI,UNIVERSITY OF	CORAL GABLES	FL	33124
002288	MICH CHRISTIAN COLLEGE	ROCHESTER	MI	48063
005753	MICHAEL J OWENS TECH C	TOLEDO	OH	43699
009091	MICHIGAN ALL CAM,U OF	ANN ARBOR	MI	48109
007553	MICHIGAN CAREER INSTITUTE	DETROIT	MI	48205
320092	MICHIGAN PARAPROFESSIONAL TRAINING INSTITUTE	SOUTHFIELD	MI	48075
320348	MICHIGAN REAL ESTATE ACADEMY	MOUNT CLEMENS	MI	48043
002290	MICHIGAN STATE UNIVERSITY	EAST LANSING	MI	48824
002292	MICHIGAN TECHNOLOGICAL U	HOUGHTON	MI	49931
009092	MICHIGAN-ANN ARBOR,U	ANN ARBOR	MI	48109
002326	MICHIGAN-DEARBORN,U OF	DEARBORN	MI	48128
002327	MICHIGAN-FLINT,U OF	FLINT	MI	48503
006768	MID MICHIGAN CMTY COLLEGE	HARRISON	MI	48625
002557	MID PLAINS CC	NORTH PLATTE	NE	69101
007527	MID PLAINS CC ALL CAM	NORTH PLATTE	NE	69101
007032	MID-AMERICA NAZARENE C	OLATHE	KS	66061
199020	MID-FLORIDA TECHNICAL INSTITUTE	ORLANDO	FL	32809
340003	MID-SOUTH BARBER COLLEGE	JACKSON	MS	39203
009982	MID-SOUTH BIBLE COLLEGE	MEMPHIS	TN	38112
005380	MID-STATE TECHNICAL INST	WISC RAPIDS	WI	54494
011378	MID-STATE TECHNICAL INSTITUTE	MARSHFIELD	WI	54449
012159	MID-STATE TECHNICAL INSTITUTE	MARSHFIELD	WI	54449
599507	MID-STATE TECHNICAL INSTITUTE	STEVENS POINT	WI	54481
001581	MIDDLE GEORGIA COLLEGE	COCHRAN	GA	31014
003510	MIDDLE TENN ST UNIVERSITY	MURFREESBORO	TN	37132
003691	MIDDLEBURY COLLEGE	MIDDLEBURY	VT	05753
008038	MIDDLESEX CMTY COLLEGE	MIDDLETOWN	CT	06457
009936	MIDDLESEX CMTY COLLEGE	BEDFORD	MA	01730
401593	MIDDLESEX COUNTY AREA VOC-TECH SCHOOL	EAST BRUNSWICK	NJ	08816
002615	MIDDLESEX COUNTY COLLEGE	EDISON	NJ	08818
006186	MIDDLESEX MEMORIAL HOSP	MIDDLETOWN	CT	06457
326022	MIDDLETON REAL ESTATE TRAINING CENTER	SOUTHFIELD	MI	48076
009797	MIDLAND COLLEGE	MIDLAND	TX	79701

<u>FICE</u>	<u>SCHOOL</u>	<u>CITY</u>	<u>ST</u>	<u>ZIP</u>
002553	MIDLAND LUTHERAN COLLEGE	FREMONT	NE	68025
003993	MIDLANDS TECH COLLEGE	COLUMBIA	SC	29202
011914	MIDTOWN SCHOOL OF BUSINESS	NEW YORK	NY	10036
001975	MIDWAY COLLEGE	MIDWAY	KY	40347
009064	MIDWEST BUSINESS COLLEGE	PUEBLO	CO	81003
003592	MIDWESTERN ST UNIVERSITY	WICHITA FALLS	TX	76308
008254	MILE HI REPORTING COLLEGE	DENVER	CO	80214
001028	MILES COLLEGE	BIRMINGHAM	AL	35208
006456	MILLARD FILLMORE HOSP NUR	BUFFALO	NY	14209
011714	MILLARD FILLMORE HOSPITAL SCH OF X-RAY TECHN	BUFFALO	NY	14209
004940	MILLER-HAWKINS BUSINESS COLLEGE	MEMPHIS	TN	38104
005209	MILLER-MOTTE BUSINESS COLLEGE	WILMINGTON	NC	28401
003325	MILLERSVILLE ST COLLEGE	MILLERSVILLE	PA	17551
001724	MILLIKIN UNIVERSITY	DECATUR	IL	62522
001238	MILLS COLLEGE	OAKLAND	CA	94613
002414	MILLSAPS COLLEGE	JACKSON	MS	39210
003865	MILTON COLLEGE	MILTON	WI	53563
191501	MILTON T AVIATION	MILTON	FL	32433
003866	MILWAUKEE AREA TECH C	MILWAUKEE	WI	53203
012712	MILWAUKEE AREA TECH COLL	WEST ALLIS	WI	53214
599504	MILWAUKEE AREA TECHNICAL COLLEGE	OAK CREEK	WI	53154
003868	MILWAUKEE SCH ENGINEERING	MILWAUKEE	WI	53201
005009	MILWAUKEE STRATTON C	MILWAUKEE	WI	53202
589507	MINGO COUNTY VOC-TECH CENTER	DELBARTON	WV	25661
005536	MINNEAPOLIS AREA VOCATIONAL-TECHNICAL INST	MINNEAPOLIS	MN	55408
331573	MINNEAPOLIS AREA VOCATIONAL-TECHNICAL INST	MINNEAPOLIS	MN	55408
004645	MINNEAPOLIS BUSINESS COLLEGE	MINNEAPOLIS	MN	55403
002362	MINNEAPOLIS CMTY COLLEGE	MINNEAPOLIS	MN	55403
002365	MINNEAPOLIS COLLEGE OF ART & DESIGN	MINNEAPOLIS	MN	55404
011017	MINNEAPOLIS DRAFTING SCHOOL	MINNEAPOLIS	MN	55407
008761	MINNESOTA ALL CAM,U OF	MINNEAPOLIS	MN	55455
002388	MINNESOTA DULUTH,U OF	DULUTH	MN	55812
003969	MINNESOTA MINNEAPOLIS-ST PAUL, U OF	MINNEAPOLIS	MN	55455
002389	MINNESOTA MORRIS,U OF	MORRIS	MN	56267
004646	MINNESOTA SCHOOL OF BUSINESS	MINNEAPOLIS	MN	55402
004069	MINNESOTA TECH C CROOKSTON, U	CROOKSTON	MN	56716
010225	MINNESOTA TECH C WASECA, U OF	WASECA	MN	56093
004848	MINOT BUSINESS COLLEGE	MINOT	ND	58701
002994	MINOT STATE COLLEGE	MINOT	ND	58701
001239	MIRA COSTA COLLEGE	OCEANSIDE	CA	92054
004798	MIRRER YESHIVA CEN INST	BROOKLYN	NY	11223
010904	MISERICORDIA HOSPITAL SCH OF RADIOLOGIC TECHN	BRONX	NY	10466
003247	MISERICORDIA, COLLEGE	DALLAS	PA	18612
002416	MISS DELTA JUNIOR COLLEGE	MOORHEAD	MS	38761
008763	MISS GULF CST JC	PERKINSTON	MS	39573
002418	MISS GULF CST JC JACKSON	GAUTIER	MS	39553
002419	MISS GULF CST JEFF DAVIS	GULFPORT	MS	39501
012766	MISS GULF CST JEFF DAVIS	GULFPORT	MS	39501
002422	MISS UNIVERSITY FOR WOMEN	COLUMBUS	MS	39701
002424	MISS VLY ST UNIVERSITY	ITTA BENA	MS	38941
010130	MISS WADES FASH COLLEGE	DALLAS	TX	75207
029128	MISSION COLLEGE	SANTA CLARA	CA	95054

INSTITUTIONS IN THE NLS-72 POSTSECONDARY SCHOOL TRANSCRIPT SURVEY
BY SCHOOL NAME

PAGE 44

<u>FICE</u>	<u>SCHOOL</u>	<u>CITY</u>	<u>ST</u>	<u>ZIP</u>
004690	MISSISSIPPI ALL CAM,U OF	UNIVERSITY	MS	38677
008764	MISSISSIPPI ALL CAM,U OF	UNIVERSITY	MS	38677
002415	MISSISSIPPI COLLEGE	CLINTON	MS	39058
002440	MISSISSIPPI MAIN CAM,U OF	UNIVERSITY	MS	38677
002442	MISSISSIPPI MEDL CTR,U OF	JACKSON	MS	39216
004688	MISSISSIPPI MEDL CTR,U OF	JACKSON	MS	39216
002423	MISSISSIPPI ST UNIVERSITY	MISS STATE	MS	39762
007561	MISSOULA VOCATIONAL TECHNICAL CENTER	MISSOULA	MT	59801
007540	MISSOURI BAPTIST COLLEGE	SAINT LOUIS	MO	63141
006391	MISSOURI BAPTIST HOSPITAL SCHOOL OF NURSING	SAINT LOUIS	MO	63131
002455	MISSOURI INST TECHNOLOGY	KANSAS CITY	MO	64114
009795	MISSOURI SCHOOL FOR DOCTORS ASSTS & TECHN	SAINT LOUIS	MO	63122
002488	MISSOURI STHN ST COLLEGE	JOPLIN	MO	64801
002490	MISSOURI WSTN ST COLLEGE	SAINT JOSEPH	MO	64507
002516	MISSOURI-COLUMBIA,U OF	COLUMBIA	MO	65211
002518	MISSOURI-KANSAS CITY,U OF	KANSAS CITY	MO	64110
004704	MISSOURI-KANSAS CITY,U OF	KANSAS CITY	MO	64110
002517	MISSOURI-ROLLA,U OF	ROLLA	MO	65401
002519	MISSOURI-SAINT LOUIS,U OF	SAINT LOUIS	MO	63121
008284	MITCHELL AREA VOCATIONAL-TECHNICAL SCHOOL	MITCHELL	SD	57301
002947	MITCHELL CMTY COLLEGE	STATESVILLE	NC	28677
001393	MITCHELL COLLEGE	NEW LONDON	CT	06320
289003	MITCHELL VOCATIONAL-TECHNICAL SCHOOL	LAFAYETTE	LA	70501
002491	MOBERLY JUNIOR COLLEGE	MOBERLY	MO	65270
001029	MOBILE COLLEGE	MOBILE	AL	36613
360027	MODERN BEAUTY SCHOOL	MISSOULA	MT	59801
011200	MODERN BUSINESS COLLEGE	KENNEWICK	WA	99336
490034	MODERN SECRETARIAL SCHOOL	PROVIDENCE	RI	02903
001240	MODESTO JUNIOR COLLEGE	MODESTO	CA	95350
002871	MOHAWK VLY CMTY COLLEGE	UTICA	NY	13501
009765	MOHEGAN COMMUNITY COLLEGE	NORWICH	CT	06360
001725	MONMOUTH COLLEGE	MONMOUTH	IL	61462
002616	MONMOUTH COLLEGE	W LONG BRANCH	NJ	07764
401518	MONMOUTH COUNTY VOCATIONAL SCHOOL	MARLBORO	NJ	07746
011030	MONROE BUSINESS INSTITUTE	BRONX	NY	10468
002872	MONROE COMMUNITY COLLEGE	ROCHESTER	NY	14623
002531	MONTANA C MINRL SCI-TECHN	BUTTE	MT	59701
002532	MONTANA STATE UNIVERSITY	BOZEMAN	MT	59717
002536	MONTANA,UNIVERSITY OF	MISSOULA	MT	59812
002295	MONTCALM CMTY COLLEGE	SIDNEY	MI	48885
002617	MONTCLAIR STATE COLLEGE	UPR MONTCLAIR	NJ	07043
013078	MONTEREY ACADEMY OF HAIR DESIGN	MONTEREY	CA	93940
001242	MONTEREY PEN COLLEGE	MONTEREY	CA	93940
001004	MONTEVALLO,UNIVERSITY OF	MONTEVALLO	AL	35115
010749	MONTGOMERY BEAUTY SCHOOL	SILVER SPRING	MD	20901
008748	MONTGOMERY C ALL CAMPUSES	ROCKVILLE	MD	20850
006911	MONTGOMERY C CENTRAL OFF	ROCKVILLE	MD	20850
002082	MONTGOMERY C ROCKVILLE	ROCKVILLE	MD	20850
012118	MONTGOMERY C ROCKVILLE	ROCKVILLE	MD	20850
002081	MONTGOMERY C TAKOMA PARK	TAKOMA PARK	MD	20912
004452	MONTGOMERY CO COMMUNITY C	BLUE BELL	PA	19422
004045	MONTGOMERY CO.VOCATIONAL	MT. STERLING	KY	40353

INSTITUTIONS IN THE NLS-72 POSTSECONDARY SCHOOL TRANSCRIPT SURVEY
BY SCHOOL NAME

PAGE 45

<u>FICE</u>	<u>SCHOOL</u>	<u>CITY</u>	<u>ST</u>	<u>ZIP</u>
005321	MONTGOMERY COUN VOC	CLAYTON	OH	41315
002948	MONTREAT-ANDERSON COLLEGE	MONTREAT	NC	28757
001727	MOODY BIBLE INSTITUTE	CHICAGO	IL	60610
003300	MOORE COLLEGE OF ART	PHILADELPHIA	PA	19103
005262	MOORHEAD AREA VOCATIONAL-TECHNICAL INSTITUTE	MOORHEAD	MN	56560
002367	MOORHEAD STATE UNIVERSITY	MOORHEAD	MN	56560
007115	MOORPARK COLLEGE	MOORPARK	CA	93021
009256	MORAINÉ PARK TECH INST	FOND DU LAC	WI	54935
599003	MORAINÉ PARK TECHNICAL INSTITUTE	BEAVER DAM	WI	53916
007692	MORAINÉ VLY CMTY COLLEGE	PALOS HILLS	IL	60465
003301	MORAVIAN COLLEGE	BETHLEHEM	PA	18018
001976	MOREHEAD STATE UNIVERSITY	MOREHEAD	KY	40351
001582	MOREHOUSE COLLEGE	ATLANTA	GA	30314
002083	MORGAN STATE UNIVERSITY	BALTIMORE	MD	21239
001879	MORNINGSIDE COLLEGE	SIOUX CITY	IA	51106
001583	MORRIS BROWN COLLEGE	ATLANTA	GA	30314
001394	MORSE SCHOOL OF BUSINESS	HARTFORD	CT	06103
001728	MORTON COLLEGE	CICERO	IL	60650
008294	MORVEN PARK INTERNATIONAL EQUESTRIAN INSTITUT	LEESBURG	VA	22075
560220	MOSELEY FLINT SCH OF REAL ESTATE	RICHMOND	VA	23235
009824	MOSER SCHOOL	CARTHAGE	IL	62321
430100	MOSES H CONE MEMORIAL HOSP SCH OF RAD TECHN	GREENSBORO	NC	27420
006836	MOTLOW STATE CMTY COLLEGE	TULLAHOMA	TN	37388
002261	MOTT, CHARLES C C	FLINT	MI	48503
005255	MOULTRIE AREA VOCATIONAL-TECHNICAL SCHOOL	MOULTRIE	GA	31768
003302	MOUNT ALOYSIUS JR COLLEGE	CRESSON	PA	16630
002192	MOUNT HOLYOKE COLLEGE	SOUTH HADLEY	MA	01075
003204	MOUNT HOOD CMTY COLLEGE	GRESHAM	OR	97030
002193	MOUNT IDA JUNIOR COLLEGE	NEWTON CENTRE	MA	02159
003465	MOUNT MARTY COLLEGE	YANKTON	SD	57078
003869	MOUNT MARY COLLEGE	MILWAUKEE	WI	53222
001880	MOUNT MERCY COLLEGE	CEDAR RAPIDS	IA	52402
002949	MOUNT OLIVE COLLEGE	MOUNT OLIVE	NC	28365
002778	MOUNT SAINT MARY COLLEGE	NEWBURGH	NY	12550
011343	MOUNT SAINT VINCENT, C OF	RIVERDALE	NY	10471
001245	MOUNT SAN ANTONIO COLLEGE	WALNUT	CA	91789
003873	MOUNT SENARIO COLLEGE	LADYSMITH	WI	54848
004083	MOUNT SINAI HOSPITAL SCH OF RADIOLOGIC TECHN	HARTFORD	CT	06112
001243	MOUNT SNT MARY'S COLLEGE	LOS ANGELES	CA	90049
002086	MOUNT SNT MARY'S COLLEGE	EMMITSBURG	MD	21727
003083	MOUNT UNION COLLEGE	ALLIANCE	OH	44601
001452	MOUNT VERNON COLLEGE	WASHINGTON	DC	20007
007085	MOUNT VERNON NAZARENE C	MOUNT VERNON	OH	43050
002172	MOUNT WACHUSETT C C	GARDNER	MA	01440
009629	MOUNTAIN EMPIRE C C	BIG STONE GAP	VA	24219
120009	MOUNTAIN STATES TECHNICAL INSTITUTE	GLENDALE	AZ	85301
008503	MOUNTAIN VIEW COLLEGE	DALLAS	TX	75211
006420	MOUNTAINSIDE HOSPITAL SCHOOL OF NURSING	MONTCLAIR	NJ	07042
004860	MT CARMEL SCH NURSING	COLUMBUS	OH	43222
001246	MT SAN JACINTO COLLEGE	SAN JACINTO	CA	92383
013051	MT. SINAI SCH OF MEDICINE	NEW YORK	NY	10029
003304	MUHLENBERG COLLEGE	ALLENTOWN	PA	18104

INSTITUTIONS IN THE NLS-72 POSTSECONDARY SCHOOL TRANSCRIPT SURVEY
BY SCHOOL NAME

PAGE 46

<u>FICE</u>	<u>SCHOOL</u>	<u>CITY</u>	<u>ST</u>	<u>ZIP</u>
006421	MUHLENBERG HOSP SCH OF RADIOLOGIC TECHNOLOGY	PLAINFIELD	NJ	07061
003205	MULTNOMAH SCHOOL OF BIBLE	PORTLAND	OR	97220
001731	MUNDELEIN COLLEGE	CHICAGO	IL	60660
003158	MURRAY STATE COLLEGE	TISHOMINGO	OK	73460
001977	MURRAY STATE UNIV SITY	MURRAY	KY	42071
005697	MUSCLE SHOALS TECHNICAL INSTITUTE	MUSCLE SHOALS	AL	35660
004667	MUSEUM FINE ARTS, SCH OF	BOSTON	MA	02115
008133	MUSKINGUM AREA TECH C	ZANESVILLE	OH	43701
003084	MUSKINGUM COLLEGE	NEW CONCORD	OH	43762
001247	NAPA COLLEGE	NAPA	CA	94558
011286	NAS, WHIDBEY ISLAND	OLK HARBOR	WA	98278
008557	NASH TECHNICAL INSTITUTE	ROCKY MOUNT	NC	27801
007440	NASHVILLE AUTO DIESEL COLLEGE	NASHVILLE	TN	37206
005359	NASHVILLE STATE AREA VOCATIONAL-TECHNICAL SCH	NASHVILLE	TN	37209
008145	NASHVILLE STATE TECH INST	NASHVILLE	TN	37209
002873	NASSAU COMMUNITY COLLEGE	GARDEN CITY	NY	11530
002045	NASSON COLLEGE	SPRINGVALE	ME	04083
005477	NATCHITOCHEES-CENTRAL AREA VOCATIONAL TEC- SCH	NATCHITOCHEES	LA	71457
002578	NATHANIEL HAWTHORNE C	ANTRIM	NH	03440
240652	NATIONAL BARBER SCHOOL	INDIANAPOLIS	IN	46225
001732	NATIONAL C CHIROPRACTIC	LOMBARD	IL	60148
001733	NATIONAL C ED MAIN CAM	EVANSTON	IL	60201
004057	NATIONAL COLLEGE	RAPID CITY	SD	57701
561596	NATIONAL INSTITUTE OF REAL ESTATE	MC LEAN	VA	22101
010154	NATIONAL INSTITUTE OF TECHNOLOGY	OKLAHOMA CITY	OK	73105
004094	NATIONAL RADIO INSTITUTE	WASHINGTON	DC	20016
180077	NATIONAL RADIO INSTITUTE	WASHINGTON	DC	20016
004942	NATIONAL SCHOOL OF BUSINESS	CLEVELAND	TN	37311
010643	NATIONAL SCHOOL OF HEALTH TECHNOLOGY	PHILADELPHIA	PA	19103
450616	NATIONAL SCHOOL OF MEAT CUTTING	TOLEDO	OH	43604
010463	NATIONAL TECH SCH	LOS ANGELES	CA	90037
011460	NATIONAL UNIVERSITY	SAN DIEGO	CA	92108
001310	NAVAL POSTGRADUATE SCHOOL	MONTEREY	CA	93940
003593	NAVARO COLLEGE	CORSICANA	TX	75110
013007	NAZARENE BIBLE COLLEGE	COLORADO SPG	CO	80916
002494	NAZARENE THEOLOGICAL SEM	KANSAS CITY	MO	64131
002779	NAZARETH C OF ROCHESTER	ROCHESTER	NY	14610
002298	NAZARETH COLLEGE	NAZARETH	MI	49074
002905	NC AGRL & TECH STATE U	GREENSBORO	NC	27411
002907	NC AT ASHEVILLE, U OF	ASHEVILLE	NC	28814
002974	NC AT CHAPEL HILL, U OF	CHAPEL HILL	NC	27514
002975	NC AT CHARLOTTE, U OF	CHARLOTTE	NC	28223
002976	NC AT GREENSBORO, U OF	GREENSBORO	NC	27412
002984	NC AT WILMINGTON, U OF	WILMINGTON	NC	28403
002950	NC CENTRAL UNIVERSITY	DURHAM	NC	27707
003981	NC SCHOOL OF THE ARTS	WINSTON-SALEM	NC	27107
002972	NC STATE U RALEIGH	RALEIGH	NC	27650
002951	NC WESLEYAN COLLEGE	ROCKY MOUNT	NC	27801
009266	ND STATE U ALL CAMPUSES	FARGO	ND	58102
009265	ND STATE U MAIN CAMPUS	FARGO	ND	58105
003007	ND WILLISTON BRANCH, U OF	WILLISTON	ND	58801
006404	NE METHOD HOS SCH NUR	OMAHA	NE	68114

INSTITUTIONS IN THE NLS-72 POSTSECONDARY SCHOOL TRANSCRIPT SURVEY
BY SCHOOL NAME

PAGE 47

<u>FICE</u>	<u>SCHOOL</u>	<u>CITY</u>	<u>ST</u>	<u>ZIP</u>
002554	NEBRASKA AT OMAHA,U OF	OMAHA	NE	68182
008768	NEBRASKA CEN ADMIN ALL INST, U	LINCOLN	NE	68508
006895	NEBRASKA MEDICAL CTR,U	OMAHA	NE	68105
002565	NEBRASKA-LINCOLN,U OF	LINCOLN	NE	68588
003988	NEUMANN COLLEGE	ASTON	PA	19014
002569	NEVADA AT LAS VEGAS, U OF	LAS VEGAS	NV	89154
002568	NEVADA RENO,U OF	RENO	NV	89557
007780	NEW CASTLE SCHOOL OF TRADES	PULASKI	PA	16143
002194	NEW ENG CONSV OF MUSIC	BOSTON	MA	02115
007845	NEW ENG INST TECHNOLOGY	PROVIDENCE	RI	02907
007485	NEW ENGLAND APPLIANCE SERVICE SCHOOL	BOSTON	MA	02215
002579	NEW ENGLAND COLLEGE	HENNIKER	NH	03242
310210	NEW ENGLAND SCHOOL OF ACCOUNTING	WORCESTER	MA	01609
007720	NEW ENGLAND SCHOOL OF ART & DESIGN	BOSTON	MA	02116
008916	NEW ENGLAND SCHOOL OF LAW	BOSTON	MA	02116
316029	NEW ENGLAND SCHOOL OF PHOTOGRAPHY	BOSTON	MA	02215
002050	NEW ENGLAND, U OF	BIDDEFORD	ME	04005
002580	NEW HAMPSHIRE COLLEGE	MANCHESTER	NH	03104
399002	NEW HAMPSHIRE HOSPITAL SCHOOL OF NURSING	CONCORD	NH	03301
002590	NEW HAMPSHIRE KEENE ST C, U OF	KEENE	NH	03431
002591	NEW HAMPSHIRE PLYMOUTH ST C, U OF	PLYMOUTH	NH	03264
002581	NEW HAMPSHIRE TECH INST	CONCORD	NH	03301
007555	NEW HAMPSHIRE VOC TECH C LACONIA	LACONIA	NH	03246
002582	NEW HAMPSHIRE VOC TECH C MANCHESTER	MANCHESTER	NH	03102
009236	NEW HAMPSHIRE VOC TECH C NASHUA	NASHUA	NH	03063
002583	NEW HAMPSHIRE VOC TECH C PORTSMOUTH	PORTSMOUTH	NH	03801
002589	NEW HAMPSHIRE,U OF	DURHAM	NH	03824
009009	NEW HAMPSHIRE,U OF	DURHAM	NH	03824
001397	NEW HAVEN,UNIVERSITY OF	WEST HAVEN	CT	06516
002621	NEW JERSEY INST TECH	NEWARK	NJ	07102
012817	NEW JERSEY INST TECH	NEWARK	NJ	07102
006881	NEW MEXICO GALLUP BRANCH, U OF	GALLUP	NM	87301
002653	NEW MEXICO HIGHLANDS U	LAS VEGAS	NM	87701
002654	NEW MEXICO INST OF MNG & TECH	SOCORRO	NM	87801
411508	NEW MEXICO INSTITUTE OF REAL ESTATE	ALBUQUERQUE	NM	87106
002655	NEW MEXICO JUNIOR COLLEGE	HOBBS	NM	88240
010313	NEW MEXICO MAIN CAM, U OF	ALBUQUERQUE	NM	87131
002656	NEW MEXICO MILITARY INST	ROSWELL	NM	88201
002658	NEW MEXICO ST U ALAMOGORDO	ALAMOGORDO	NM	88310
008773	NEW MEXICO ST U ALL CAM	LAS CRUCES	NM	88003
002659	NEW MEXICO ST U CARLSBAD	CARLSBAD	NM	88220
008854	NEW MEXICO ST U GRANTS BRANCH	GRANTS	NM	87020
002657	NEW MEXICO ST U MAIN CAM	LAS CRUCES	NM	88003
002019	NEW ORLEANS BAPT THEOL SEM	NEW ORLEANS	LA	70126
002015	NEW ORLEANS,UNIVERSITY OF	NEW ORLEANS	LA	70148
002704	NEW ROCHELLE, COLLEGE OF	NEW ROCHELLE	NY	10801
002780	NEW SCH FOR SOC RESEARCH	NEW YORK	NY	10011
011146	NEW SCHOOL OF MUSIC	PHILADELPHIA	PA	19103
011912	NEW YORK BUSINESS SCHOOL	NEW YORK	NY	10018
002749	NEW YORK C OF PODIATRIC MED	NEW YORK	NY	10035
012277	NEW YORK CHIROPRACTIC C	GLEN HEAD	NY	11545
004804	NEW YORK INST TECH MAIN CAM	OLD WESTBURY	NY	11568

INSTITUTIONS IN THE NLS-72 POSTSECONDARY SCHOOL TRANSCRIPT SURVEY
BY SCHOOL NAME

PAGE 48

<u>FICE</u>	<u>SCHOOL</u>	<u>CITY</u>	<u>ST</u>	<u>ZIP</u>
002782	NEW YORK INST TECH NYC CAM	NEW YORK	NY	10023
420907	NEW YORK INSTITUTE OF FINANCE	NEW YORK	NY	10005
002783	NEW YORK LAW SCHOOL	NEW YORK	NY	10013
002784	NEW YORK MEDICAL COLLEGE	VALHALLA	NY	10595
007804	NEW YORK SCH. OF DIETETIC	MANHATTAN	NY	10011
450134	NEW YORK TECHNICAL INSTITUTE	CINCINNATI	OH	45202
002674	NEW YORK THEOL SEMINARY	NEW YORK	NY	10001
002785	NEW YORK UNIVERSITY	NEW YORK	NY	10276
401619	NEWARK SCHOOL OF FINE & INDUSTRIAL ARTS	NEWARK	NJ	07102
409018	NEWARK SKILLS CENTER	NEWARK	NJ	07104
005283	NEWBERN STATE AREA VOCATIONAL-TECHNICAL SCHOO	NEWBERN	TN	38059
003440	NEWBERRY COLLEGE	NEWBERRY	SC	29108
007484	NEWBURY JUNIOR COLLEGE	BOSTON	MA	02115
006919	NEWTON WELLESLEY HOSPITAL SCHOOL OF NURSING	NEWTON LWR FLS	MA	02162
002874	NIAGARA CO CMTY COLLEGE	SANBORN	NY	14132
002788	NIAGARA UNIVERSITY	NIAGARA UNIV	NY	14109
002005	NICHOLLS STATE UNIVERSITY	THIBODAUX	LA	70310
002197	NICHOLS COLLEGE	DUDLEY	MA	01570
008919	NICOLET COLLEGE-TECH INST	RHINELANDER	WI	54501
331558	NINE ONE SIX AREA VOC-TECH INST	SAINT PAUL	MN	55110
007851	NIXON-CLAY COMMERCIAL COLLEGE	AUSTIN	TX	78767
003765	NORFOLK STATE UNIVERSITY	NORFOLK	VA	23504
456028	NORMA SHARKEY AGENCY	DAYTON	OH	45402
470039	NORMAN F WEBB REAL ESTATE SALESMAN & BROKERS	SALEM	OR	97301
007954	NORMANDEALE CMTY COLLEGE	BLOOMINGTON	MN	55431
510201	NORFIS OF HOUSTON-EDGEBROOK BARBER COLLEGE	HOUSTON	TX	77034
029087	NORTERN NEW MEXICO C C	EL RITO	NM	87530
002187	NORTH ADAMS STATE COLLEGE	NORTH ADAMS	MA	01247
001016	NORTH ALABAMA, U OF	FLORENCE	AL	35630
012262	NORTH AMERICAN TRAINING ACADEMY	NEWARK	DE	19713
310222	NORTH BENNET STREET INDUSTRIAL SCHOOL	BOSTON	MA	02113
002369	NORTH CEN BIBLE COLLEGE	MINNEAPOLIS	MN	55404
002299	NORTH CEN MICH COLLEGE	PETOSKEY	MI	49770
005313	NORTH CEN TECH COLLEGE	MANSFIELD	OH	44906
005265	NORTH CENTRAL KANSAS AREA VOC-TECH SCHOOL	BELOIT	KS	67420
005387	NORTH CENTRAL TECH INST	WAUSAU	WI	54401
007111	NORTH COUNTRY C C	SARANAC LAKE	NY	12983
001509	NORTH FLORIDA JR COLLEGE	MADISON	FL	32340
009841	NORTH FLORIDA, U OF	JACKSONVILLE	FL	32216
001585	NORTH GEORGIA COLLEGE	DAHLONEGA	GA	30533
005619	NORTH GEORGIA VOCATIONAL-TECHNICAL SCHOOL	CLARKESVILLE	GA	30523
011145	NORTH HARRIS CO COLLEGE	HOUSTON	TX	77073
002370	NORTH HENNEPIN C C	BROOKLYN PARK	MN	55445
001623	NORTH IDAHO COLLEGE	COEUR D'ALENE	ID	83814
001877	NORTH IOWA AREA CC	MASON CITY	IA	50401
029066	NORTH LAKE COLLEGE	IRVING	TX	75062
140294	NORTH PARK BEAUTY COLLEGE	SAN DIEGO	CA	92105
001735	NORTH PARK C & THEOL SEM	CHICAGO	IL	60625
009704	NORTH SEATTLE CC	SEATTLE	WA	98103
002173	NORTH SHORE CMTY COLLEGE	BEVERLY	MA	01915
530158	NORTH TEXAS HORSESHOEING INSTITUTE	GRAPEVINE	TX	76051
003594	NORTH TEXAS ST UNIVERSITY	DENTON	TX	76203

226228

INSTITUTIONS IN THE NLS-72 POSTSECONDARY SCHOOL TRANSCRIPT SURVEY
BY SCHOOL NAME

PAGE 49

<u>FICE</u>	<u>SCHOOL</u>	<u>CITY</u>	<u>ST</u>	<u>ZIP</u>
011491	NORTH VALLEY OCCUPATIONAL CENTER	MISSION HILLS	CA	91345
007191	NORTHAMPTON CO AREA CC	BETHLEHEM	PA	18017
007486	NORTHEAST BROADCASTING SCHOOL	BOSTON	MA	02116
007487	NORTHEAST INSTITUTE OF INDUSTRIAL TECHNOLOGY	BOSTON	MA	02114
004587	NORTHEAST IOWA TECH INST	CALMAR	IA	52132
002020	NORTHEAST LOUISIANA U	MONROE	LA	71209
005475	NORTHEAST LOUISIANA VOCATIONAL SCHOOL	WINNSBORO	LA	71295
319017	NORTHEAST METRO REGIONAL VOCATIONAL SCHOOL	WAKEFIELD	MA	01880
002426	NORTHEAST MISS JR COLLEGE	BOONEVILLE	MS	38829
002495	NORTHEAST MO ST U	KIRKSVILLE	MO	63501
011667	NORTHEAST TECHNICAL CC	NORFOLK	NE	68701
009257	NORTHEAST WIS TECH INST	GREEN BAY	WI	54303
002623	NORTHEASTERN BIBLE C	ESSEX FELLOWS	NJ	07021
003307	NORTHEASTERN CHRISTIAN JC	VILLANOVA	PA	19085
001693	NORTHEASTERN ILL U	CHICAGO	IL	60625
001361	NORTHEASTERN JR COLLEGE	STERLING	CO	80751
003160	NORTHEASTERN OKLA A & M C	MIAMI	OK	74354
003161	NORTHEASTERN OKLA STATE U	TAHLEQUAH	OK	74464
480989	NORTHEASTERN TRAINING INSTITUTE	FLEETVILLE	PA	18420
002199	NORTHEASTERN UNIVERSITY	BOSTON	MA	02115
001082	NORTHERN ARIZ UNIVERSITY	FLAGSTAFF	AZ	86011
001349	NORTHERN COLORADO, U OF	GREELEY	CO	80639
002174	NORTHERN ESSEX C C	HAVRHILL	MA	01830
001737	NORTHERN ILL UNIVERSITY	DE KALB	IL	60115
001890	NORTHERN IOWA, U OF	CEDAR FALLS	IA	50613
005273	NORTHERN KENTUCKY STATE VOC-TECH SCHOOL	COVINGTON	KY	41011
009275	NORTHERN KY UNIVERSITY	HIGHLAND HTS	KY	41076
005760	NORTHERN MAINE VOC TECH INST	PRESQUE ISLE	ME	04769
002301	NORTHERN MICH UNIVERSITY	MARQUETTE	MI	49855
002533	NORTHERN MONTANA COLLEGE	HAVRE	MT	59501
006977	NORTHERN NEV CMTY COLLEGE	ELKO	NV	89801
381527	NORTHERN NEVADA REAL ESTATE	RENO	NV	89502
419004	NORTHERN NEW MEXICO COMM COLLEGE	ESPANOLA	NM	87532
003162	NORTHERN OKLAHOMA COLLEGE	TONKAWA	OK	74653
003466	NORTHERN STATE COLLEGE	ABERDEEN	SD	57401
003727	NORTHERN VA CMTY COLLEGE	ANNANDALE	VA	22003
002385	NORTHLAND CMTY COLLEGE	THF RIVR FLS	MN	56701
011862	NORTHLAND PIONEER COLLEGE	HOLBROOK	AZ	86025
005696	NORTHWEST ALABAMA STATE TECHNICAL COLLEGE	HAMILTON	AL	35570
002998	NORTHWEST BIBLE COLLEGE	MINOT	ND	58701
570193	NORTHWEST COLLEGE FOR MEDICAL & DENTAL ASSTS	SEATTLE	WA	98101
005267	NORTHWEST KANSAS AREA VOC-TECH SCHOOL	GOODLAND	KS	67735
009975	NORTHWEST LOUISIANA VOCATIONAL-TECHNICAL SCH	MINDEN	LA	71055
002427	NORTHWEST MISS JR COLLEGE	SENATOBIA	MS	38668
002496	NORTHWEST MO ST U	MARYVILLE	MO	64468
001624	NORTHWEST NAZARENE C	NAMPA	ID	83651
008267	NORTHWEST TECH INST	EDEN PRAIRIE	MN	55344
004861	NORTHWESTERN BUS C TECH CEN	LIMA	OH	45805
012362	NORTHWESTERN BUSINESS COLLEGE	CHICAGO	IL	60641
002371	NORTHWESTERN COLLEGE	ROSEVILLE	MN	55113
004879	NORTHWESTERN COLLEGE OF BUSINESS	PORTLAND	OR	97201
001398	NORTHWESTERN CONN CC	WINSTED	CT	06098

<u>FICE</u>	<u>SCHOOL</u>	<u>CITY</u>	<u>ST</u>	<u>ZIP</u>
007353	NORTHWESTERN ELECTRONICS INST	COLUMBIA HEIGHT	MN	55421
002302	NORTHWESTERN MICH COLLEGE	TRAVERSE CITY	MI	49684
008132	NORTHWESTERN OHIO PRAC NURSE TRAINING CTR	TOLEDO	OH	43602
003163	NORTHWESTERN OKLA ST U	ALVA	OK	73717
002021	NORTHWESTERN ST U OF LA	NATCHITOCHE	LA	71457
001739	NORTHWESTERN UNIVERSITY	EVANSTON	IL	60201
004072	NORTHWOOD INSTITUTE	MIDLAND	MI	48640
006818	NORTHWOOD INSTITUTE	CEDAR HILL	TX	75104
003783	NORTHWEST C ASSEMBLIES GOD	KIRKLAND	WA	98033
001399	NORWALK COMMUNITY COLLEGE	NORWALK	CT	06854
001400	NORWALK ST TECH COLLEGE	NORWALK	CT	06854
003692	NORWICH U MAIN CAM	NORTHFIELD	VT	05663
002584	NOTRE DAME COLLEGE	MANCHESTER	NH	03104
003085	NOTRE DAME COLLEGE	CLEVELAND	OH	44121
002065	NOTRE DAME MD, COLLEGE OF	BALTIMORE	MD	21210
001179	NOTRE DAME, COLLEGE OF	BELMONT	CA	94002
001840	NOTRE DAME, UNIVERSITY OF	NOTRE DAME	IN	46556
001509	NOVA UNIVERSITY	FT LAUDERDALE	FL	33314
001031	NTHST ALA ST JR COLLEGE	RAINSVILLE	AL	35986
001032	NTHWST ALA ST JR COLLEGE	PHIL CAMPBELL	AL	35581
005695	NUNNELLEY STATE TECHNICAL COLLEGE	CHILDERSBURG	AL	35044
002790	NYACK COLLEGE	NYACK	NY	10960
001824	OAKLAND CITY COLLEGE	OAKLAND CITY	IN	47660
009280	OAKLAND COLLEGE OF DENTAL & MEDICAL ASSTS	OAKLAND	CA	94612
002304	OAKLAND COMMUNITY COLLEGE	BLOOMFLD HLS	MI	48013
002305	OAKLAND COMMUNITY COLLEGE	BLOOMFLD HLS	MI	48013
002306	OAKLAND COMMUNITY COLLEGE	BLOOMFLD HLS	MI	48013
008760	OAKLAND COMMUNITY COLLEGE	BLOOMFLD HLS	MI	48013
010442	OAKLAND COMMUNITY COLLEGE	BLOOMFLD HLS	MI	48013
002307	OAKLAND UNIVERSITY	ROCHESTER	MI	48063
009896	OAKTON COMMUNITY COLLEGE	DES PLAINES	IL	60016
003086	OBERLIN COLLEGE	OBERLIN	OH	44074
001249	OCCIDENTAL COLLEGE	LOS ANGELES	CA	90041
002624	OCEAN COUNTY COLLEGE	TOMS RIVER	NJ	08753
005391	OCEAN COUNTY VOCATIONAL TECHNICAL SCHOOL	TOMS RIVER	NJ	08753
003596	ODESSA COLLEGE	ODESSA	TX	79762
001586	OGLETHORPE UNIVERSITY	ATLANTA	GA	30319
003088	OHIO C PODIATRIC MEDICINE	CLEVELAND	OH	44106
003035	OHIO DOMINICAN COLLEGE	COLUMBUS	OH	43219
003099	OHIO INST OF TECHNOLOGY	COLUMBUS	OH	43209
003089	OHIO NORTHERN UNIVERSITY	ADA	OH	45810
451641	OHIO SCHOOL OF BROADCAST TECHNIQUE	CLEVELAND	OH	44115
011825	OHIO STATE SCHOOL OF COSMETOLOGY	COLUMBUS	OH	43224
003092	OHIO STATE U LIMA BR	LIMA	OH	45804
006883	OHIO STATE U MAIN CAMPUS	COLUMBUS	OH	43210
003093	OHIO STATE U MANSFIELD BR	MANSFIELD	OH	44906
003094	OHIO STATE U MARION BR	MARION	OH	43302
003095	OHIO STATE U NEWARK BR	NEWARK	OH	43055
003087	OHIO U ALL CAMPUSES	ATHENS	OH	45701
003107	OHIO U ALL CAMPUSES	ATHENS	OH	45701
003126	OHIO U ALL CAMPUSES	ATHENS	OH	45701
003101	OHIO U BELMONT CO BRANCH	ST CLAIRSVL	OH	43950

INSTITUTIONS IN THE NLS-72 POSTSECONDARY SCHOOL TRANSCRIPT SURVEY
BY SCHOOL NAME

PAGE 51

<u>FICE</u>	<u>SCHOOL</u>	<u>CITY</u>	<u>ST</u>	<u>ZIP</u>
003103	OHIO U IRONTON BRANCH	IRONTON	OH	45638
003104	OHIO U LANCASTER BRANCH	LANCASTER	OH	43130
003100	OHIO U MAIN CAMPUS	ATHENS	OH	45701
003108	OHIO U ZANESVILLE BRANCH	ZANESVILLE	OH	43701
006635	OHIO VALLEY GENERAL HOSPITAL SCHOOL OF NURSIN	WHEELING	WV	26003
003109	OHIO WESLEYAN UNIVERSITY	DELAWARE	OH	43015
004481	OHLONE COLLEGE	FREMONT	CA	94539
007042	OIL BELT VOCATIONAL-TECHNICAL SCHOOL	EL DORADO	AR	71730
001510	OKALOOSA-WALTON JUNIOR C	NICEVILLE	FL	32578
011282	OKLA C OSTEO MED AND SURG	TULSA	OK	74107
003165	OKLA CHRISTIAN COLLEGE	OKLAHOMA CITY	OK	73111
005889	OKLA HEALTH SCI CTR,U OF	OKLAHOMA CITY	OK	73190
003174	OKLA PANHANDLE STATE U	GOODWELL	OK	73939
008040	OKLA STATE U CEN OFFICE	STILLWATER	OK	74078
003170	OKLA STATE U MAIN CAMPUS	STILLWATER	OK	74074
003172	OKLA STATE U TECH INST	OKLAHOMA CITY	OK	73107
009647	OKLA STATE U TECH INST	OKLAHOMA CITY	OK	73107
008807	OKLAHOMA ALL CAM,U OF	NORMAN	OK	73019
003164	OKLAHOMA BAPT UNIVERSITY	SHAWNEE	OK	74801
461512	OKLAHOMA CITY SKILL CENTER	OKLAHOMA CITY	OK	73105
003166	OKLAHOMA CITY UNIVERSITY	OKLAHOMA CITY	OK	73106
003169	OKLAHOMA COLLEGE OF BUSINESS TECHNOLOGY	TULSA	OK	74135
003180	OKLAHOMA CTY STHWSTN C	OKLAHOMA CITY	OK	73127
003184	OKLAHOMA NORMAN CAM,U OF	NORMAN	OK	73019
003728	OLD DOMINION UNIVERSITY	NORFOLK	VA	23508
002308	OLIVET COLLEGE	OLIVET	MI	49076
001741	OLIVET NAZARENE COLLEGE	KANKAKEE	IL	60901
005372	OLYMPIA TECH CMTY COLLEGE	OLYMPIA	WA	98502
003784	OLYMPIC COLLEGE	BREMERTON	WA	98310
370026	OMAHA COLLEGE OF HEALTH CAREERS	OMAHA	NE	68131
002875	ONONDAGA CMTY COLLEGE	SYRACUSE	NY	13215
005694	OPELIKA STATE TECHNICAL COLLEGE	OPELIKA	AL	36801
130058	OPPORTUNITIES INDUSTRIALIZATION CENTER	LITTLE ROCK	AR	72206
140300	OPPORTUNITIES INDUSTRIALIZATION CENTER	MENLO PARK	CA	94025
143480	OPPORTUNITIES INDUSTRIALIZATION CENTER	SAN FRANCISCO	CA	94102
188538	OPPORTUNITIES INDUSTRIALIZATION CENTER	WASHINGTON	DC	20001
378549	OPPORTUNITIES INDUSTRIALIZATION CENTER	OMAHA	NE	68110
411521	OPPORTUNITIES INDUSTRIALIZATION CENTER	ALBUQUERQUE	NM	87102
421706	OPPORTUNITIES INDUSTRIALIZATION CENTER	NEW YORK	NY	10009
458521	OPPORTUNITIES INDUSTRIALIZATION CENTER	DAYTON	OH	45417
468557	OPPORTUNITIES INDUSTRIALIZATION CENTER	OKLAHOMA CITY	OK	73104
488555	OPPORTUNITIES INDUSTRIALIZATION CENTER	HARRISBURG	PA	17102
488560	OPPORTUNITIES INDUSTRIALIZATION CENTER	PHILADELPHIA	PA	19122
488565	OPPORTUNITIES INDUSTRIALIZATION CENTER	PITTSBURGH	PA	15219
498566	OPPORTUNITIES INDUSTRIALIZATION CENTER	PROVIDENCE	RI	02907
508515	OPPORTUNITIES INDUSTRIALIZATION CENTER	COLUMBIA	SC	29201
528522	OPPORTUNITIES INDUSTRIALIZATION CENTER	NASHVILLE	TN	37204
538529	OPPORTUNITIES INDUSTRIALIZATION CENTER	DALLAS	TX	75208
560620	OPPORTUNITIES INDUSTRIALIZATION CENTER	ROANOKE	VA	24016
570244	OPPORTUNITIES INDUSTRIALIZATION CENTER	SEATTLE	WA	98144
009216	OPTICIANS INSTITUTE	PITTSBURGH	PA	15226
003985	ORAL ROBERTS UNIVERSITY	TULSA	OK	74171

INSTITUTIONS IN THE NLS-72 POSTSECONDARY SCHOOL TRANSCRIPT SURVEY
BY SCHOOL NAME

PAGE 52

<u>FICE</u>	<u>SCHOOL</u>	<u>CITY</u>	<u>ST</u>	<u>ZIP</u>
002876	ORANGE CO CMTY COLLEGE	MIDDLETOWN	NY	10940
001250	ORANGE COAST COLLEGE	COSTA MESA	CA	92626
011598	ORANGE COUNTY BUSINESS COLLEGE	ANAHEIM	CA	92805
006425	ORANGE MEMORIAL HOSPITAL SCHOOL OF NURSING	ORANGE	NJ	07051
006660	ORANGEBURG CALHOUN TECH C	ORANGEBURG	SC	29115
006815	ORANGEBURG CALHOUN TECH C	ORANGEBURG	SC	29115
008808	OREGON ALL CAM,U OF	EUGENE	OR	97403
004882	OREGON HLTH SCI U	PORTLAND	OR	97201
003211	OREGON INST OF TECHNOLOGY	KLAMATH FALLS	OR	97601
003223	OREGON MAIN CAMPUS,U OF	EUGENE	OR	97403
003210	OREGON STATE UNIVERSITY	CORVALLIS	OR	97331
190059	ORLANDO BARBER COLLEGE	ORLANDO	FL	32805
005472	ORLEANS AREA VOCATIONAL-TECHNICAL SCHOOL	NEW ORLEANS	LA	70122
009185	OSCAR ROSE JUNIOR COLLEGE	MIDWEST CITY	OK	73110
001855	OSTEO MED-HLTH U OF	DES MOINES	IA	50312
003110	OTTERBEIN COLLEGE	WESTERVILLE	OH	43081
001884	OTTUMWA HEIGHTS COLLEGE	OTTUMWA	IA	52501
001102	OUACHITA BAPT UNIVERSITY	ARKADELPHIA	AR	71923
009976	OUACHITA VOCATIONAL-TECHNICAL SCHOOL	MALVERN	AR	72104
002140	OUR LADY OF ELMS, COLLEGE	CHICOPEE	MA	01013
002023	OUR LADY OF HOLY CROSS C	NEW ORLEANS	LA	70114
003598	OUR LADY OF LAKE U	SAN ANTONIO	TX	78285
007070	OUR LADY OF LOURDES SCH OF NURSING	CAMDEN	NJ	08103
009313	OWENSBORO JC BUS	OWENSBORO	KY	42301
131532	OZARKA VOCATIONAL-TECHNICAL SCHOOL	MELBOURNE	AR	72556
002500	OZARKS, SCHOOL OF THE	POINT LOOKOUT	MO	65726
480732	P M T A TRUCK DRIVER SCHOOL	ELIZABETHTOWN	PA	17022
002792	PACE U PLSNTVL-BRCLF CAM	PLEASANTVILLE	NY	10570
002727	PACE U WHITE PLAINS CAM	WHITE PLAINS	NY	10603
008784	PACE UNIVERSITY ALL CAM	NEW YORK	NY	10038
002791	PACE UNIVERSITY NEW YORK	NEW YORK	NY	10038
143298	PACIFIC CAREER COLLEGE	CAMARILLO	CA	93010
007930	PACIFIC COLLEGE OF MEDICAL & DENTAL ASSTS	SAN DIEGO	CA	92116
003785	PACIFIC LUTH UNIVERSITY	TACOMA	WA	98447
001258	PACIFIC UNION COLLEGE	ANGWIN	CA	94508
003212	PACIFIC UNIVERSITY	FOREST GROVE	OR	97116
001329	PACIFIC, UNIVERSITY OF THE	STOCKTON	CA	95211
005491	PADUCAH AREA VOCATIONAL CENTER	PADUCAH	KY	42001
029215	PADUCAH COMMUNITY COLLEGE	PADUCAH	KY	42001
141097	PAGE BEAUTY SCHOOL	LANCASTER	CA	93534
007459	PAIER SCHOOL OF ART	HAMDEN	CT	06514
001587	PAINÉ COLLEGE	AUGUSTA	GA	30901
001512	PALM BEACH JUNIOR COLLEGE	LAKE WORTH	FL	33461
001885	PALMER C OF CHIROPRACTIC	DAVENPORT	IA	52803
012300	PALMER C OF CHIROPRACTIC	DAVENPORT	IA	52803
480733	PALMER SCHOOL	PHILADELPHIA	PA	19107
001260	PALOMAR COLLEGE	SAN MARCOS	CA	92069
560318	PAN AMERICAN SCHOOL	RICHMOND	VA	23220
003599	PAN AMERICAN UNIVERSITY	EDINBURG	TX	78539
003934	PANAMA CANAL COLLEGE	DODDS	CZ	34002
003600	PANOLA JUNIOR COLLEGE	CARTHAGE	TX	75633
200145	PARALEGAL INSTITUTE	ATLANTA	GA	30324

<u>FICE</u>	<u>SCHOOL</u>	<u>CITY</u>	<u>ST</u>	<u>ZIP</u>
011138	PARAMEDICAL CAREER COLLEGE	BATON ROUGE	LA	70802
143295	PARAMEDICAL OCCUPATION CENTER	LOS ANGELES	CA	90018
141101	PARIS BEAUTY COLLEGE	CONCORD	CA	94524
003601	PARIS JUNIOR COLLEGE	PARIS	TX	75460
246013	PARISIAN BEAUTY SCHOOL	FORT WAYNE	IN	46802
007593	PARISIAN BEAUTY ACADEMY	HACKENSACK	NJ	07601
002498	PARK COLLEGE	PARKVILLE	MO	64152
003828	PARKERSBURG CMTY COLLEGE	PARKERSBURG	WV	26101
007118	PARKLAND COLLEGE	CHAMPAIGN	IL	61821
004507	PARKS COLLEGE	DENVER	CO	80221
005349	PARKWAY WEST TECH	MCKEES ROCKS	PA	15136
459145	PARMA SCHOOL OF PRACTICAL NURSING	CLEVELAND	OH	44129
008179	PARSONS BUSINESS SCHOOL	KALAMAZOO	MI	49006
002793	PARSONS SCHOOL OF DESIGN	NEW YORK	NY	10011
001261	PASADENA CITY COLLEGE	PASADENA	CA	91106
010652	PASCO-HERNANDO CC	DADE CITY	FL	33525
009994	PASSAIC CO CMTY COLLEGE	PATERSON	NJ	07509
401594	PASSAIC COUNTY AREA VOC-TECH SCHOOL	WAYNE	NJ	07470
201563	PATRICIA STEVENS CAREER COL & FINISHING SCHOO	ATLANTA	GA	30305
009117	PATRICIA STEVENS CAREER COLLEGE	MILWAUKEE	WI	53201
010783	PATRICIA STEVENS FASHION & BUSINESS COLLEGE	OMAHA	NE	68131
001034	PATRICK HENRY STATE JC	MONROEVILLE	AL	36460
003602	PAUL QUINN COLLEGE	WACO	TX	76704
002795	PAUL SMITH'S C ARTS & SCI	PAUL SMITHS	NY	12970
002953	PEACE COLLEGE	RALEIGH	NC	27604
002430	PEARL RIVER JR COLLEGE	POPLARVILLE	MS	39470
003309	PEIRCE JUNIOR COLLEGE	PHILADELPHIA	PA	19102
002954	PEMBROKE STATE UNIVERSITY	PEMBROKE	NC	28372
560117	PENINSULA BUSINESS COLLEGE	NEWPORT NEWS	VA	23607
003786	PENINSULA COLLEGE	PORT ANGELES	WA	98362
301528	PENINSULA GENERAL HOSP SCH OF X-RAY TECHN	SALISBURY	MD	21801
002484	PENN VALLEY CMTY COLLEGE	KANSAS CITY	MO	64111
003112	PENN-OHIO JUNIOR COLLEGE	YOUNGSTOWN	OH	44507
Q12529	PENNSYLVANIA INST TECH	BRISTOL	PA	19007
003311	PENNSYLVANIA C OF OPTOMETRY	PHILADELPHIA	PA	19141
486017	PENNSYLVANIA GUNSMITH SCHOOL	PITTSBURGH	PA	15202
012477	PENNSYLVANIA INST TECH	UPPER DARBY	PA	19082
008813	PENNSYLVANIA ST U ALL CAM	UNIVERSITY PK	PA	16802
003330	PENNSYLVANIA ST U ALLENTOWN	FOGELSVILLE	PA	18051
003331	PENNSYLVANIA ST U ALTOONA	ALTOONA	PA	16603
003333	PENNSYLVANIA ST U BEHREND C	ERIE	PA	16563
003334	PENNSYLVANIA ST U BERKS	READING	PA	19608
006814	PENNSYLVANIA ST U CAPITOL	MIDDLETOWN	PA	17057
003329	PENNSYLVANIA ST U CENTRAL OFFICE	UNIVERSITY PK	PA	16802
006922	PENNSYLVANIA ST U DELAWARE	MEDIA	PA	19063
003335	PENNSYLVANIA ST U DU BOIS	DU BOIS	PA	15801
003336	PENNSYLVANIA ST U FAYETTE	UNIONTOWN	PA	15401
003338	PENNSYLVANIA ST U HAZELTON	HAZLETON	PA	18201
006965	PENNSYLVANIA ST U MAIN CAM (U PK)	UNIVERSITY PK	PA	16802
003339	PENNSYLVANIA ST U MCKEESPORT	MCKEESPORT	PA	15132
003340	PENNSYLVANIA ST U MONT ALTO	MONT ALTO	PA	17237
003341	PENNSYLVANIA ST U NEW KENSINGTON	NEW KENSINGTN	PA	15068

<u>FICE</u>	<u>SCHOOL</u>	<u>CITY</u>	<u>ST</u>	<u>ZIP</u>
003342	PENNSYLVANIA ST U OGONTZ	ABINGTON	PA	19001
003343	PENNSYLVANIA ST U SCHUYLKILL	SHYLKL HAVEN	PA	17972
003345	PENNSYLVANIA ST U SHENANGO VALLEY	SHARON	PA	16146
003346	PENNSYLVANIA ST U WILKES-BARRE	LEHMAN	PA	18627
003347	PENNSYLVANIA ST U YORK	YORK	PA	17403
007860	PENNSYLVANIA TECH INST	PITTSBURGH	PA	15222
003378	PENNSYLVANIA, U OF	PHILADELPHIA	PA	19104
004913	PENNSYLVANIA, U OF	PHILADELPHIA	PA	19104
001513	PENSACOLA JUNIOR COLLEGE	PENSACOLA	FL	32504
011703	PENTA COUNTY VOCATIONAL SCHOOL	PERRYSBURG	OH	43551
001264	PEPPERDINE UNIVERSITY	MALIBU	CA	90265
451643	PERSONALIZED KEYPUNCH SCHOOL	CLEVELAND	OH	44119
002559	PERU STATE COLLEGE	PERU	NE	68421
006343	PETER B BRIGHAM HOSPITAL SCHOOL OF NURSING	BOSTON	MA	02115
420637	PETER PICCOLO SCHOOL OF HAIR DESIGN	BUFFALO	NY	14203
006079	PETERSBURG GENERAL HOSP	PETERSBURG	VA	23803
002955	PFEIFFER COLLEGE	MISENHEIMER	NC	28109
003350	PHILADELPHIA C OF ART	PHILADELPHIA	PA	19102
003351	PHILADELPHIA C OF BIBLE	LANGHORNE	PA	19047
003352	PHILADELPHIA C OF OSTEO MED	PHILADELPHIA	PA	19131
003353	PHILADELPHIA C OF PHARM & SCI	PHILADELPHIA	PA	19104
003355	PHILADELPHIA C PERFORMING ARTS	PHILADELPHIA	PA	19102
003354	PHILADELPHIA C TEXTILES & SCI	PHILADELPHIA	PA	19144
004903	PHILADELPHIA SCHOOL OF OFFICE TRAINING	PHILADELPHIA	PA	19103
480773	PHILADELPHIA TRAINING CENTER	PHILADELPHIA	PA	19103
007433	PHILADELPHIA WIRELESS TECHNICAL INSTITUTE	PHILADELPHIA	PA	19102
003249	PHILADELPHIA, CMTY COLLEGE	PHILADELPHIA	PA	19107
001103	PHILANDER SMITH COLLEGE	LITTLE ROCK	AR	72202
481616	PHILIPSBURG STATE GENERAL HOSP SCH OF NURSING	PHILIPSBURG	PA	16866
001104	PHILLIPS CO CMTY COLLEGE	HELENA	AR	72342
009221	PHILLIPS COLLEGE	GULFPORT	MS	39501
003175	PHILLIPS UNIVERSITY	ENID	OK	73701
001078	PHOENIX COLLEGE	PHOENIX	AZ	85013
029143	PHOENIX, UNIVERSITY OF	PHOENIX	AZ	85004
008192	PIEDMONT AEROSPACE INST	WINSTON-SALEM	NC	27156
500026	PIEDMONT BEAUTY COLLEGE	SPARTANBURG	SC	29302
003992	PIEDMONT TECH COLLEGE	GREENWOOD	SC	29646
009928	PIEDMONT VA CMTY COLLEGE	CHARLOTTE SVL	VA	22901
007438	PIERRE SCHOOL OF PRACTICAL NURSING	PIERRE	SD	57501
008896	PIKES PEAK CMTY COLLEGE	COLORADO SPG	CO	80906
012610	PIKEVILLE COLLEGE	PIKEVILLE	KY	41501
010754	PILGRIM ST HOS NUR SC	WEST BRENTWOOD	NY	11717
006773	PILLSBURY BIBLE COLLEGE	OWATONNA	MN	55060
007266	PIMA COMMUNITY COLLEGE	TUCSON	AZ	85709
009206	PIMA COUNTY MEDICAL INSTITUTE	TUCSON	AZ	85711
002201	PINE MANOR COLLEGE	CHESTNUT HILL	MA	02167
005535	PINE TECHNICAL INST	PINE CITY	MN	55063
009908	PINEBROOK JUNIOR COLLEGE	COOPERSBURG	PA	18036
005605	PINELLAS VOCATIONAL TECHNICAL INSTITUTE	CLEARWATER	VA	22516
005707	PINES VOCATIONAL-TECHNICAL SCHOOL	PINE BLUFF	AR	71603
011206	PIONEER AREA VOCATIONAL-TECHNICAL SCHOOL	PONCA CITY	OK	74601
007354	PIPESTONE AREA VOCATIONAL-TECHNICAL INST	PIPESTONE	MN	56164

INSTITUTIONS IN THE NLS-72 POSTSECONDARY SCHOOL TRANSCRIPT SURVEY
BY SCHOOL NAME

PAGE 55

<u>FICE</u>	<u>SCHOOL</u>	<u>CITY</u>	<u>ST</u>	<u>ZIP</u>
004062	PITT CMTY COLLEGE	GREENVILLE	NC	27834
001926	PITTSBURG ST UNIVERSITY	PITTSBURG	KS	66762
008815	PITTSBURGH ALL CAM, U OF	PITTSBURGH	PA	15260
011939	PITTSBURGH BEAUTY ACADEMY	GREENSBURG	PA	15601
008954	PITTSBURGH BEAUTY ACADEMY	PITTSBURGH	PA	15222
003380	PITTSBURGH BRADFORD, U OF	BRADFORD	PA	16701
010814	PITTSBURGH INSTITUTE OF MORTUARY SCIENCE	PITTSBURGH	PA	15213
003382	PITTSBURGH JOHNSTOWN, U OF	JOHNSTOWN	PA	15904
003379	PITTSBURGH MAIN CAM, U OF	PITTSBURGH	PA	15260
007437	PITTSBURGH TECH INST	PITTSBURGH	PA	15222
003383	PITTSBURGH TITUSVILLE, U OF	TITUSVILLE	PA	16354
481620	PITTSTON HOSPITAL SCHOOL OF NURSING	PITTSTON	PA	18640
001172	PITZER COLLEGE	CLAREMONT	CA	91711
010836	PIVOT POINT BEAUTY CULTURE SCHOOL	CHICAGO	IL	60626
010114	PLATT COLLEGE	KANSAS CITY	MO	64111
007641	PLATTE VLY BIBLE COLLEGE	SCOTTSBLUFF	NE	69361
012519	PLAZA BUSINESS SCHOOL	JACKSON HEIGHTS	NY	11372
422821	POHS INSTITUTE	HICKSVILLE	NY	11802
001262	POINT LOMA COLLEGE	SAN DIEGO	CA	92106
003357	POINT PARK COLLEGE	PITTSBURGH	PA	15222
001514	POLK COMMUNITY COLLEGE .	WINTER HAVEN	FL	33880
191553	POLK VOCATIONAL-TECHNICAL CENTER	EATON PARK	FL	33840
002796	POLYTECHNIC INST NE:YORK	BROOKLYN	NY	11201
001173	POMONA COLLEGE	CLAREMONT	CA	91711
008480	PONCE COLLEGE OF BEAUTY	PALO ALTO	CA	94301
013157	PONTIAC BUSINESS INSTITUTE	PONTIAC	MI	48058
321578	PONTIAC BUSINESS INSTITUTE ROYAL OAKS	ROYAL OAK	MI	48067
003113	PONTIFICAL C JOSEPHINUM	COLUMBUS	OH	43085
008946	PORT HURON COSMETOLOGY COLLEGE	PORT HURON	MI	48060
001268	PORTERVILLE COLLEGE	PORTERVILLE	CA	93257
003213	PORTLAND CMTY COLLEGE	PORTLAND	OR	97219
003216	PORTLAND STATE UNIVERSITY	PORTLAND	OR	97207
003224	PORTLAND,UNIVERSITY OF	PORTLAND	OR	97203
004865	PORTSMOUTH INTERSTATE BUSINESS COLLEGE	PORTSMOUTH	OH	45662
001401	POST COLLEGE	WATERBURY	CT	06708
460046	POTEAU BEAUTY COLLEGE	POTEAU	OK	74953
300181	POTOMAC HORSE CENTER	GAITHERSBURG	MD	20760
003829	POTOMAC STATE COLLEGE	KEYSER	WV	26726
011715	POTTSVILLE HOSPITAL SCHOOL OF NURSING	POTTSVILLE	PA	17901
005940	POTTSVILLE HOSPITAL SCHOOL OF X-RAY TECHNOLOG	POTTSVILLE	PA	17901
190096	POWELLS BEAUTY SCHOOL	GAINESVILLE	FL	32601
001640	PRAIRIE STATE COLLEGE	CHICAGO HTS	IL	60411
003630	PRAIRIE VIEW A&M U	PRAIRIE VIEW	TX	77446
007371	PRAIRIE WAY COLLEGE OF BEAUTY	SPARKS	NV	89431
002798	PRAATT INSTITUTE	BROOKLYN	NY	11205
006563	PRESBYTERIAN MED CTR SCH OF PRACTICAL NURSING	PHILADELPHIA	PA	19104
003730	PRESBYTERIAN SCH OF CHRISTIAN ED	RICHMOND	VA	23227
586001	PRESTON COUNTY EDUCATIONAL CENTER	KINGWOOD	WV	26537
029216	PRESTONBURG CMTY COLLEGE	PRESTONBURG	KY	41653
002089	PRINCE GEORGES CC	LARGO	MD	20772
009822	PRINCE REGIONAL VOCATIONAL TECHNICAL SCHOOL	HARTFORD	CT	06106
011556	PRINCE WILLIAM ED ASSOC	MANASSAS	VA	22110

INSTITUTIONS IN THE NLS-72 POSTSECONDARY SCHOOL TRANSCRIPT SURVEY
BY SCHOOL NAME

PAGE 56

<u>FICE</u>	<u>SCHOOL</u>	<u>CITY</u>	<u>ST</u>	<u>ZIP</u>
002627	PRINCETON UNIVERSITY	PRINCETON	NJ	08544
141664	PROFESSIONAL BARTENDERS SCHOOL	SAN FRANCISCO	CA	94105
530268	PROFESSIONAL BARTENDERS SCHOOL	DALLAS	TX	75201
401603	PROFESSIONAL SCHOOL OF BUSINESS	UNION	NJ	07083
010645	PROSSER VOCATIONAL SCHOOL	NEW ALBANY	IN	47150
003406	PROVIDENCE COLLEGE	PROVIDENCE	RI	02918
011328	PROVIDENCE HOSP	SOUTHFIELD	MI	48037
006152	PROVIDENCE SCHOOL OF NURSING	MOBILE	AL	36601
029166	PUEBLO VOCATIONAL CC	PUEBLO	CO	81004
029046	PUGET SOUND C OF BIBLE	EDMONDS	WA	98020
003797	PUGET SOUND,UNIVERSITY OF	TACOMA	WA	98416
009464	PULASKI STATE AREA VOCATIONAL-TECHNICAL SCHOO	PULASKI	TN	38478
001828	PURDUE U ALL CAMPUSES	W LAFAYETTE	IN	47907
008732	PURDUE U ALL CAMPUSES	W LAFAYETTE	IN	47907
001827	PURDUE U CALUMET	HAMMOND	IN	46323
001825	PURDUE U MAIN CAMPUS	W LAFAYETTE	IN	47907
002957	QUEENS COLLEGE	CHARLOTTE	NC	28274
001745	QUINCY COLLEGE	QUINCY	IL	62301
002205	QUINCY JUNIOR COLLEGE	QUINCY	MA	02169
001402	QUINNIPIAC COLLEGE	HAMDEN	CT	06518
002175	QUINSIGAMOND CMTY COLLEGE	WORCESTER	MA	01606
007488	R E T S ELECTRONIC SCHOOL	BOSTON	MA	02215
401738	R E T S ELECTRONIC SCHOOL	NUTLEY	NJ	07110
007491	R E T S ELECTRONIC SCHOOLS	BALTIMORE	MD	21230
009828	R E T S ELECTRONICS	DETROIT	MI	48211
012267	R E T S TECH CENTER INC	DAYTON	OH	45459
003732	RADFORD UNIVERSITY	RADFORD	VA	24142
560815	RADIO ENGINEERING INSTITUTE OF ELECTRONICS	FREDERICKSBURG	VA	22401
004843	RALEIGH SCHOOL OF DATA PROCESSING	RALEIGH	NC	27601
009344	RAMAPO C OF NEW JERSEY	MAHWAH	NJ	07430
003733	RANDOLPH-MACON COLLEGE	ASHLAND	VA	23005
003734	RANDOLPH-MACON WOMAN'S C	LYNCHBURG	VA	24503
003603	RANGER JUNIOR COLLEGE	RANGER	TX	76470
012500	RANKEN TECHNICAL INSTITUTE	SAINT LOUIS	MO	63113
009160	RAPPAHANNOCK CMTY COLLEGE	GLENNS	VA	23149
010688	RAPPAHANNOCK COM COL	WARSAW	VA	22572
004648	RASMUSSEN SCHOOL OF BUSINESS	SAINT PAUL	MN	55102
009516	RAYENSCROFT BEAUTY COLLEGE	FORT WAYNE	IN	46802
012584	RAY VOGUE SCHOOLS OF DESIGN	CHICAGO	IL	60611
005944	READING HOSPITAL SCHOOL OF NURSING	READING	PA	19603
010126	READING-MUHLENBERG AREA VOC-TECH SCHOOL	READING	PA	19604
230139	REAL ESTATE SCHOOL OF ILLINOIS	CHICAGO	IL	60602
151544	REAL ESTATE TRAINING CENTER OF COLORADO	WHEATRIDGE	CO	80033
009543	RED ROCKS COMM COLLEGE	GOLDEN	CO	80401
011029	RED WING AREA VOCATIONAL-TECHNICAL INSTITUTE	RED WING	MN	55066
001322	REDLANDS,UNIVERSITY OF	REDLANDS	CA	92373
001185	REDWOODS,COLLEGE OF THE	EUREKA	CA	95501
003217	REED COLLEGE	PORTLAND	OR	97202
001363	REGIS COLLEGE	DENVER	CO	80221
002206	REGIS COLLEGE	WESTON	MA	02193
256017	REISCH WORLD WIDE COLLEGE OF AUCTIONEERING IN	MASON CITY	IA	50401
007119	REND LAKE COLLEGE	INA	IL	62846

INSTITUTIONS IN THE NLS-72 POSTSECONDARY SCHOOL TRANSCRIPT SURVEY
BY SCHOOL NAME

PAGE 57

<u>FICE</u>	<u>SCHOOL</u>	<u>CITY</u>	<u>ST</u>	<u>ZIP</u>
009948	RENO JUNIOR COLLEGE OF BUSINESS	RENO	NV	89502
002803	RENSSELAER POLY INSTITUTE	TROY	NY	12181
010434	RENTON VOCATIONAL-TECHNICAL INSTITUTE	RENTON	WA	98055
230325	REUS REAL ESTATE SCHOOL	SOUTH HOLLAND	IL	60473
490047	RHODE ISLAND ACADEMY OF BEAUTY CULTURE	PROVIDENCE	RI	02903
490056	RHODE ISLAND BUSINESS INSTITUTE	PAWTUCKET	RI	02860
003408	RHODE ISLAND C C	WARWICK	RI	02886
003407	RHODE ISLAND COLLEGE	PROVIDENCE	RI	02908
010936	RHODE ISLAND HOSP SCH OF RESPIRATORY THERAPY	PROVIDENCE	RI	02902
003409	RHODE ISLAND SCH OF DESIGN	PROVIDENCE	RI	02903
490055	RHODE ISLAND SCHOOL OF PHOTOGRAPHY	PROVIDENCE	RI	02909
010128	RHODE ISLAND TRADE SHOP SCHOOL	PROVIDENCE	RI	02903
003414	RHODE ISLAND,U OF	KINGSTON	RI	02881
003415	RHODE ISLAND,U OF	KINGSTON	RI	02881
006909	RICE COLLEGE	COLUMBIA	SC	29202
003604	RICE UNIVERSITY	HOUSTON	TX	77001
010933	RICHARD & JOSEPHS ARTISTIC SCH OF HAIR DESIGN	TYLER	TX	75701
436018	RICHARD BEAUTY SCHOOL	ROCKY MOUNT	NC	27801
003707	RICHARD BLAND C WM & MARY	PETERSBURG	VA	23805
010879	RICHLAND CMTY COLLEGE	DECATUR	IL	62526
008504	RICHLAND COLLEGE	DALLAS	TX	75231
006078	RICHMOND MEM HOS	RICHMOND	VA	23227
006077	RICHMOND TECHNICAL CENTER	RICHMOND	VA	23230
003744	RICHMOND,UNIVERSITY OF	RICHMOND	VA	23173
002048	RICKER COLLEGE	HOULTON	ME	04730
001625	RICKS COLLEGE	REXBURG	ID	83440
002628	RIDER COLLEGE	LAWRENCEVILLE	NJ	08648
190154	RINGLING SCHOOL OF ART	SARASOTA	FL	33580
003116	RIO GRANDE COLLEGE	RIO GRANDE	OH	45674
001269	RIO HONDO COLLEGE	WHITTIER	CA	90608
012164	RIPLEY AREA VOCATIONAL-TECHNICAL SCHOOL	RIPLEY	TN	38063
003884	RIPON COLLEGE	RIPON	WI	54971
310244	RITTNERS SCHOOL OF FLORAL DESIGN	BOSTON	MA	02115
001270	RIVERSIDE CITY COLLEGE	RIVERSIDE	CA	92506
006508	RIVERSIDE HOSP SCH OF RADIOLOGIC TECHN	COLUMBUS	OH	43214
006626	RIVERSIDE HOSPITAL SCH OF PROF NURSING	NEWPORT NEWS	VA	23601
003117	RIVERSIDE MTH SCH NURSING	COLUMBUS	OH	43214
002586	RIVIER COLLEGE	NASHUA	NH	03060
009914	ROANE STATE CMTY COLLEGE	HARRIMAN	TN	37748
007806	ROBERT FIANCE HAIR DESIGN INSTITUTE	NEW YORK	NY	10018
001746	ROBERT MORRIS CL	CARTHAGE	IL	62321
003359	ROBERT MORRIS COLLEGE	CORAOPOLIS	PA	15108
310245	ROBERT RICHARD BEAUTY ACADEMY	WALTHAM	MA	02154
008554	ROBERTS WALSH BUSINESS SCHOOL	UNION	NJ	07083
400091	ROBERTS WALSH BUSINESS SCHOOL	UNION	NJ	07083
002805	ROBERTS WESLEYAN COLLEGE	ROCHESTER	NY	14624
007355	ROCHESTER AREA VOCATIONAL-TECHNICAL INST	ROCHESTER	MN	55901
004811	ROCHESTER BUS INSTITUTE	ROCHESTER	NY	14604
002373	ROCHESTER CMTY COLLEGE	ROCHESTER	MN	55901
012071	ROCHESTER DENTAL ASSISTANTS SCHOOL	ROCHESTER	NY	14610
002806	ROCHESTER INST TECHNOLOGY	ROCHESTER	NY	14623
002894	ROCHESTER,UNIVERSITY OF	ROCHESTER	NY	14627

<u>FICE</u>	<u>SCHOOL</u>	<u>CITY</u>	<u>ST</u>	<u>ZIP</u>
004828	ROCHESTER, UNIVERSITY OF	ROCHESTER	NY	14627
001747	ROCK VALLEY COLLEGE	ROCKFORD	IL	61101
001748	ROCKFORD COLLEGE	ROCKFORD	IL	61101
006234	ROCKFORD MEMORIAL HOSPITAL SCH OF NURSING	ROCKFORD	IL	61103
002499	ROCKHURST COLLEGE	KANSAS CITY	MO	64110
002958	ROCKINGHAM CMTY COLLEGE	WENTWORTH	NC	27375
002877	ROCKLAND CMTY COLLEGE	SUFFERN	NY	10901
009401	ROCKMONT COLLEGE	DENVER	CO	80226
002534	ROCKY MOUNTAIN COLLEGE	BILLINGS	MT	59102
004917	ROGER WILLIAMS C MAIN CAM	BRISTOL	RI	02809
009056	ROGER WILLIAMS C PROV BR	PROVIDENCE	RI	02908
001515	ROLLINS COLLEGE	WINTER PARK	FL	32789
010622	RON BAILIE SCHOOL OF BROADCAST	SEATTLE	WA	98109
001749	ROOSEVELT UNIVERSITY	CHICAGO	IL	60605
001750	ROSARY COLLEGE	RIVER FOREST	IL	60305
001830	ROSE-HULMAN INST OF TECHN	TERRE HAUTE	IN	47803
012050	ROSEDALE TECHNICAL INSTITUTE	PITTSBURGH	PA	15217
321545	ROSS LEARNING	DETROIT	MI	48203
011526	ROSWELL PARK MEM INST SCH OF ANESTHESIA	BUFFALO	NY	14203
005754	ROWAN TECHNICAL COLLEGE	SALISBURY	NC	28144
011930	ROXBURY COMMUNITY COLLEGE	ROXBURY	MA	02119
140335	RUDOLPH SCHAEFFER SCHOOL OF DESIGN	SAN FRANCISCO	CA	94110
009800	RUSH UNIVERSITY	CHICAGO	IL	60612
010809	RUSH UNIVERSITY	CHICAGO	IL	60612
002810	RUSSELL SAGE C MAIN CAM	TROY	NY	12180
002811	RUSSELL SAGE JC OF ALBANY	ALBANY	NY	12208
321648	RUSSELL SCHOOL	SOUTHFIELD	MI	48075
002433	RUST COLLEGE	HOLLY SPRINGS	MS	38635
008771	RUTGERS THE ST U ALL CAM	NEW BRUNSWICK	NJ	08903
004741	RUTGERS U CAMDEN CAMPUS	CAMDEN	NJ	08102
002630	RUTGERS U NEW BRUNSWICK	NEW BRUNSWICK	NJ	08903
006964	RUTGERS U NEW BRUNSWICK	NEW BRUNSWICK	NJ	08903
002631	RUTGERS U NEWARK CAMPUS	NEWARK	NJ	07102
556004	RUTLAND BUSINESS COLLEGE	RUTLAND	VT	05701
006069	RUTLAND HOSPITAL--SCHOOL OF X-RAY TECHNOLOGY	RUTLAND	VT	05701
560320	RUTLEDGE COLLEGE	RICHMOND	VA	23220
003448	S C AT COLUMBIA, U OF	COLUMBIA	SC	29208
001030	S D BISHOP ST JR COLLEGE	MOBILE	AL	36690
006578	S GEN HOS SC-NUR	SHARON	PA	16146
010538	S J HOSP & HEA C	SAN JOSE	CA	95112
005470	SABINE VALLEY VOCATIONAL-TECHNICAL SCHOOL	MANY	LA	71449
001233	SACRAMENTO CITY COLLEGE	SACRAMENTO	CA	95822
012060	SACRAMENTO COLLEGE OF DENTAL & MEDICAL ASSTS	SACRAMENTO	CA	95814
011251	SACRAMENTO MEDICAL CENTER	SACRAMENTO	CA	95817
005987	SACRED HEART HOSP SCH OF RADIOLOGIC TECHNOLOG	YANKTON	SD	57078
001403	SACRED HEART UNIVERSITY	BRIDGEPORT	CT	06606
008918	SADDLEBACK CMTY COLLEGE	MISSION VIEJO	CA	92692
006770	SAGINAW BUSINESS INSTITUTE	SAGINAW	MI	48607
002314	SAGINAW VLY STATE COLLEGE	UNIV CTR	MI	48710
001889	SAINT AMBROSE COLLEGE	DAVENPORT	IA	52803
002967	SAINT ANDREWS PRESB C	LAURINBURG	NC	28352
002587	SAINT ANSELM COLLEGE	MANCHESTER	NH	03102

INSTITUTIONS IN THE NLS-72 POSTSECONDARY SCHOOL TRANSCRIPT SURVEY
BY SCHOOL NAME

PAGE 59

<u>FICE</u>	<u>SCHOOL</u>	<u>CITY</u>	<u>ST</u>	<u>ZIP</u>
003182	SAINT ANTHONY HOSPITAL SCHOOL OF NURSING	OKLAHOMA CITY	OK	73102
199001	SAINT AUGUSTINE TECHNICAL CENTER	SAINT AUGUSTINE	FL	32084
002968	SAINT AUGUSTINES COLLEGE	RALEIGH	NC	27611
011687	SAINT BARNABAS MED CTR SCHOOL OF PRAC NURSING	LIVINGSTON	NJ	07039
002341	SAINT BENEDICT, COLLEGE OF	SAINT JOSEPH	MN	56374
002815	SAINT BERNARD'S INSTITUTE	ROCHESTER	NY	14620
002817	SAINT BONAVENTURE U	ST BONVENTURE	NY	14778
002342	SAINT CATHERINE, C OF	SAINT PAUL	MN	55105
003364	SAINT CHARLES BORROMEO SEM	PHILADELPHIA	PA	19151
002310	SAINT CLAIR CO C C	PORT HURON	MI	48060
005534	SAINT CLOUD AREA VOCATIONAL-TECHNICAL INST	SAINT CLOUD	MN	56301
009603	SAINT CLOUD BEAUTY COLLEGE	SAINT CLOUD	MN	56301
008694	SAINT CLOUD BUSINESS COLLEGE	SAINT CLOUD	MN	56301
002377	SAINT CLOUD ST UNIVERSITY	SAINT CLOUD	MN	56301
003621	SAINT EDWARD'S UNIVERSITY	AUSTIN	TX	78704
007818	SAINT ELIZABETH HOSP MED CTR SCH OF NURSING	YOUNGSTOWN	OH	44501
002600	SAINT ELIZABETH, C OF	CONVENT STA	NJ	07961
001832	SAINT FRANCIS COLLEGE	FORT WAYNE	IN	46808
002820	SAINT FRANCIS COLLEGE	BROOKLYN	NY	11201
003366	SAINT FRANCIS COLLEGE	LORETTO	PA	15940
006569	SAINT FRANCIS GENERAL HOSP SCH OF NURSING	PITTSBURGH	PA	15201
005160	SAINT FRANCIS HOSPITAL SCH OF RADIOLOGIC TECH	TRENTON	NJ	08629
160092	SAINT FRANCIS HOSPITAL SCHOOL OF NURSING	HARTFORD	CT	06103
006288	SAINT FRANCIS HOSPITAL SCHOOL OF NURSING	WICHITA	KS	67214
006406	SAINT FRANCIS HOSPITAL SCHOOL OF NURSING	GRAND ISLAND	NE	68801
001664	SAINT FRANCIS, COLLEGE OF	JOLIET	IL	60435
002821	SAINT JOHN FISHER COLLEGE	ROCHESTER	NY	14618
002092	SAINT JOHN'S C MAIN CAM	ANNAPOLIS	MD	21404
002093	SAINT JOHN'S C SANTA FE	SANTA FE	NM	87501
001942	SAINT JOHN'S COLLEGE	WINFIELD	KS	67156
002379	SAINT JOHN'S UNIVERSITY	COLLEGEVILLE	MN	56321
002823	SAINT JOHN'S UNIVERSITY	JAMAICA	NY	11439
006473	SAINT JOHN'S UNIVERSITY	JAMAICA	NY	11439
230154	SAINT JOHNS HOSPITAL SCHOOL OF NURSING	SPRINGFIELD	IL	62701
001523	SAINT JOHNS RIVER CC	PALATKA	FL	32077
001409	SAINT JOSEPH COLLEGE	WEST HARTFORD	CT	06117
006243	SAINT JOSEPH HOSPITAL SCHOOL OF NURSING	JOLIET	IL	60435
006591	SAINT JOSEPH HOSPITAL SCHOOL OF NURSING	PROVIDENCE	RI	02904
230156	SAINT JOSEPH HOSPITAL SCHOOL OF X-RAY TECHN	CHICAGO	IL	60657
004249	SAINT JOSEPH SCH OF RADIOLOGIC TECHN	WICHITA	KS	67218
003685	SAINT JOSEPH THE PROVIDER C	RUTLAND	VT	05701
029079	SAINT JOSEPH'S C ALL CAM	BROOKLYN	NY	11205
002825	SAINT JOSEPH'S C MAIN CAM	BROOKLYN	NY	11205
001833	SAINT JOSEPH'S COLLEGE	RENSSELAER	IN	47978
002051	SAINT JOSEPH'S COLLEGE	NORTH WINDHAM	ME	04062
003367	SAINT JOSEPH'S UNIVERSITY	PHILADELPHIA	PA	19131
006467	SAINT JOSEPHS HOSP HEALTH CTR SCH OF NURSING	SYRACUSE	NY	13203
006258	SAINT JOSEPHS HOSPITAL SCHOOL OF NURSING	FORT WAYNE	IN	46804
006650	SAINT JOSEPHS HOSPITAL SCHOOL OF NURSING	MARSHFIELD	WI	54449
002829	SAINT LAWRENCE UNIVERSITY	CANTON	NY	13617
001526	SAINT LEO COLLEGE	SAINT LEO	FL	33574
008987	SAINT LOUIS C C CEN ALL CAM	SAINT LOUIS	MO	63110

INSTITUTIONS IN THE NLS-72 POSTSECONDARY SCHOOL TRANSCRIPT SURVEY
BY SCHOOL NAME

PAGE 60

<u>FICE</u>	<u>SCHOOL</u>	<u>CITY</u>	<u>ST</u>	<u>ZIP</u>
002469	SAINT LOUIS C C CEN CENTRAL OFF	SAINT LOUIS	MO	63110
002470	SAINT LOUIS C C FLORISSANT VALLEY	SAINT LOUIS	MO	63135
002471	SAINT LOUIS C C FOREST PARK	SAINT LOUIS	MO	63110
002504	SAINT LOUIS C OF PHARM	SAINT LOUIS	MO	63110
002472	SAINT LOUIS CC-MERAMEC	KIRKWOOD	MO	63122
002506	SAINT LOUIS U MAIN CAMPUS	SAINT LOUIS	MO	63103
003970	SAINT LOUIS U-PARKS C	CAHOKIA	IL	62206
007291	SAINT LUKE'S SCHOOL OF NURSING	SIOUX CITY	IA	51104
011315	SAINT LUKES HOSPITAL SCHOOL OF NURSING	CEDAR RAPIDS	IA	52402
006380	SAINT LUKES HOSPITAL SCHOOL OF NURSING	DULUTH	MN	55805
009782	SAINT LUKES HOSPITAL SCHOOL OF NURSING	KANSAS CITY	MO	64111
006651	SAINT LUKES HOSPITAL SCHOOL OF NURSING	RACINE	WI	53403
003794	SAINT MARTIN'S COLLEGE	LACEY	WA	98503
001943	SAINT MARY COLLEGE	LEAVENWORTH	KS	66048
002540	SAINT MARY, COLLEGE OF	OMAHA	NE	68124
002507	SAINT MARY'S C O'FALLON	O'FALLON	MO	63366
001302	SAINT MARY'S C OF CAL	MORAGA	CA	94575
002095	SAINT MARY'S C OF MD	ST MARYS CY	MD	20686
001836	SAINT MARY'S COLLEGE	NOTRE DAME	IN	46556
002380	SAINT MARY'S COLLEGE	WINONA	MN	55987
002969	SAINT MARY'S COLLEGE	RALEIGH	NC	27611
002028	SAINT MARY'S DOMINICAN C	NEW ORLEANS	LA	70118
002381	SAINT MARY'S JR COLLEGE	MINNEAPOLIS	MN	55454
003623	SAINT MARY'S U SAN ANTONIO	SAN ANTONIO	TX	78284
320256	SAINT MARYS HOSPITAL SCHOOL OF X-RAY TECHN	LIVONIA	MI	48154
003694	SAINT MICHAEL'S COLLEGE	WINOOSKI	VT	05404
011433	SAINT MICHAELS MED CTR SCH OF RADIOLOGIC TECH	NEWARK	NJ	07102
003892	SAINT NORBERT COLLEGE	DE PERE	WI	54115
002382	SAINT OLAF COLLEGE	NORTHFIELD	MN	55057
002535	SAINT PATRICK HOSP SCHOOL X-RAY TECHN	MISSOULA	MT	59801
330144	SAINT PAUL BARBER SCHOOL	SAINT PAUL	MN	55102
002383	SAINT PAUL BIBLE COLLEGE	BIBLE COLLEGE	MN	55375
331550	SAINT PAUL RAMSEY HOSP SCH OF NURSE ANESTHESI	SAINT PAUL	MN	55101
005533	SAINT PAUL VOCATIONAL-TECHNICAL INST	SAINT PAUL	MN	55102
010553	SAINT PAUL VOCATIONAL-TECHNICAL INST	SAINT PAUL	MN	55102
003739	SAINT PAUL'S COLLEGE	LAWRENCEVILLE	VA	23868
002638	SAINT PETERS COLLEGE	JERSEY CITY	NJ	07306
001528	SAINT PETERSBG JR COLLEGE	ST PETERSBURG	FL	33733
191516	SAINT PETERSBURG VOCATIONAL INSTITUTE	SAINT PETERSBURG	FL	33711
003608	SAINT PHILIP'S COLLEGE	SAN ANTONIO	TX	78203
002705	SAINT ROSE, COLLEGE OF	ALBANY	NY	12203
002343	SAINT SCHOLASTICA, COLLEGE	DULUTH	MN	55811
002344	SAINT TERESA, COLLEGE OF	WINONA	MN	55987
002832	SAINT THOMAS AQUINAS C	SPARKILL	NY	10976
006514	SAINT THOMAS HOSPITAL SCHOOL OF X-RAY TECHN	AKRON	OH	44310
001367	SAINT THOMAS SEMINARY	DENVER	CO	80210
003654	SAINT THOMAS, U OF	HOUSTON	TX	77006
002345	SAINT THOMAS, COLLEGE OF	SAINT PAUL	MN	55105
006515	SAINT VINCENT CHARITY HOSP SCHOOL OF NURSING	CLEVELAND	OH	44115
011158	SAINT VINCENT HOSPITAL SCHOOL OF ANESTHESIA	WORCESTER	MA	01610
006516	SAINT VINCENT HOSPITAL SCHOOL OF NURSING	TOLEDO	OH	43608
006154	SAINT VINCENTS HOSPITAL SCHOOL OF NURSING	BIRMINGHAM	AL	35201

INSTITUTIONS IN THE NLS-72 POSTSECONDARY SCHOOL TRANSCRIPT SURVEY
BY SCHOOL NAME

PAGE 61

<u>FICE</u>	<u>SCHOOL</u>	<u>CITY</u>	<u>ST</u>	<u>ZIP</u>
006191	SAINT VINCENTS MED CTR SCH OF RADIOLOGIC T	BRIDGEPORT	CT	06606
002833	SAINT VLADIMIR ORTHODOX THEOL SEM	CRESTWOOD	NY	10707
001768	SAINT XAVIER COLLEGE	CHICAGO	IL	60655
002960	SALEM COLLEGE	WINSTON-SALEM	NC	27108
003820	SALEM COLLEGE MAIN CAMPUS	SALEM	WV	26426
002188	SALEM STATE COLLEGE	SALEM	MA	01970
007718	SALINA AREA VOC-TECH SCHOOL	SALINA	KS	67401
002091	SALISBURY STATE COLLEGE	SALISBURY	MD	21801
540036	SALT LAKE SKILLS CENTER	SALT LAKE CITY	UT	84102
004666	SALTER SECRETARIAL SCHOOL	WORCESTER	MA	01609
013097	SALVATORES COLLEGE OF HAIR STYLING	SACRAMENTO	CA	95819
003606	SAM HOUSTON ST UNIVERSITY	HUNTSVILLE	TX	77341
009248	SAMARITAN HOSPITAL SCHOOL OF NURSING	TROY	NY	12180
001036	SAMFORD UNIVERSITY	BIRMINGHAM	AL	35209
007892	SAMPSON TECHNICAL C	CLINTON	NC	28328
530203	SAN ANGELO BARBER COLLEGE	SAN ANGELO	TX	76901
009163	SAN ANTONIO COLLEGE	SAN ANTONIO	TX	78284
009466	SAN ANTONIO COLLEGE OF MED-DENTAL ASSISTANTS	SAN ANTONIO	TX	78201
539056	SAN ANTONIO SCHOOL OF VOCATIONAL NURSING	SAN ANTONIO	TX	78205
001272	SAN BERNARDINO VLY C	SN BERNARDINO	CA	92410
004701	SAN BERNARDINO VLY C	SN BERNARDINO	CA	92410
001274	SAN DIEGO CC ALL CAMPUSES	SAN DIEGO	CA	92108
008895	SAN DIEGO CITY COLLEGE	SAN DIEGO	CA	92101
007478	SAN DIEGO EVENING C	SAN DIEGO	CA	92108
001275	SAN DIEGO MESA COLLEGE	SAN DIEGO	CA	92111
011820	SAN DIEGO MIRAMAR COLLEGE	SAN DIEGO	CA	92126
001151	SAN DIEGO STATE U	SAN DIEGO	CA	92182
010395	SAN DIEGO,UNIVERSITY OF	SAN DIEGO	CA	92110
012631	SAN FERNANDO VALLEY C LAW	SEPULVEDA	CA	91343
003948	SAN FRANCISCO ART INST	SAN FRANCISCO	CA	94133
004502	SAN FRANCISCO CC DIST	SAN FRANCISCO	CA	94103
143526	SAN FRANCISCO COMMUNITY COLLEGE	SAN FRANCISCO	CA	94103
001154	SAN FRANCISCO STATE U	SAN FRANCISCO	CA	94132
001325	SAN FRANCISCO,U OF	SAN FRANCISCO	CA	94117
029136	SAN JACINTO C ALL CAM	PASADENA	TX	77505
003609	SAN JACINTO C CENTRAL CAM	PASADENA	TX	77505
012713	SAN JACINTO C NORTH CAM	HOUSTON	TX	77049
001280	SAN JOAQUIN DELTA COLLEGE	STOCKTON	CA	95207
001281	SAN JOSE BIBLE COLLEGE	SAN JOSE	CA	95108
007101	SAN JOSE CC ALL INST	SAN JOSE	CA	95121
001282	SAN JOSE CITY COLLEGE	SAN JOSE	CA	95128
001155	SAN JOSE STATE U	SAN JOSE	CA	95192
010732	SAN JUAN BASIN AREA VOCATIONAL SCHOOL	CORTEZ	CO	81321
008713	SAN MATEO CC SYS ALL INST	SAN MATEO	CA	94403
001181	SAN MATEO,COLLEGE OF	SAN MATEO	CA	94402
002961	SANDHILLS CMTY COLLEGE	CARTHAGE	NC	28327
009333	SANGAMON STATE UNIVERSITY	SPRINGFIELD	IL	62708
001284	SANTA ANA COLLEGE	SANTA ANA	CA	92706
004293	SANTA ANA TUS.COMM.HOSP.	SANTA ANA		92705
001285	SANTA BARBARA CTY COLLEGE	SANTA BARBARA	CA	93109
001326	SANTA CLARA,UNIVERSITY OF	SANTA CLARA	CA	95053
001519	SANTA FE CMTY COLLEGE	GAINESVILLE	FL	32601

INSTITUTIONS IN THE NLS-72 POSTSECONDARY SCHOOL TRANSCRIPT SURVEY
BY SCHOOL NAME

PAGE 62

<u>FICE</u>	<u>SCHOOL</u>	<u>CITY</u>	<u>ST</u>	<u>ZIP</u>
002649	SANTA FE, COLLEGE OF	SANTA FE	NM	87501
001286	SANTA MONICA COLLEGE	SANTA MONICA	CA	90405
001287	SANTA ROSA JUNIOR COLLEGE	SANTA ROSA	CA	95401
002813	SARAH LAWRENCE COLLEGE	BRONXVILLE	NY	10708
005607	SARASOTA COUNTY VOCATIONAL-TECHNICAL CENTER	SARASOTA	FL	33581
001752	SAUK VALLEY COLLEGE	DIXON	IL	61021
005357	SAVANNAH AREA VOCATIONAL TECHNICAL SCHOOL	CRUMP	TN	38327
005618	SAVANNAH AREA VOCATIONAL-TECHNICAL SCHOOL	SAVANNAH	GA	31401
001590	SAVANNAH STATE COLLEGE	SAVANNAH	GA	31404
011118	SAWYER BUSINESS COLLEGE	SAN DIEGO	CA	92115
009776	SAWYER BUSINESS SCHOOL	CHICAGO	IL	60301
004297	SAWYER COLLEGE OF BUSINESS	PASADENA	CA	91106
141157	SAWYER COLLEGE OF BUSINESS	POMONA	CA	91766
010421	SAWYER COLLEGE OF BUSINESS	WESTWOOD	CA	90025
011534	SAWYER COLLEGE OF BUSINESS	CLEVELAND	OH	44118
010775	SAWYER SCHOOL	ANAHEIM	CA	92802
400094	SAWYER SCHOOL OF BUSINESS	ELIZABETH	NJ	07208
011190	SAWYER SCHOOL OF BUSINESS	BUFFALO	NY	14209
011193	SAWYER SCHOOL OF BUSINESS	ROCHESTER	NY	14605
011142	SAWYER SCHOOL OF BUSINESS	DAYTON	OH	45459
011151	SAWYER SECRETARIAL C	INDIANAPOLIS	IN	46268
008819	SC ALL CAMPUSES, U OF	COLUMBIA	SC	29208
003449	SC AT AIKEN, U OF	AIKEN	SC	29801
003450	SC AT BEAUFORT, U OF	BEAUFORT	SC	29902
006951	SC AT SPARTANBURG, U OF	SPARTANBURG	SC	29303
012112	SC AT SUMTER, U OF	SUMTER	SC	29150
004927	SC AT UNION, U OF	UNION	SC	29379
003451	SC COASTAL CAROLINA, U OF	CONWAY	SC	29526
003446	SC STATE COLLEGE	ORANGEBURG	SC	29117
006785	SCHENECTADY COUNTY CC	SCHENECTADY	NY	12305
008860	SCHOOL FOR INTERNAT'L TRAINING	BRATTLEBORO	VT	05301
003701	SCHOOL OF MUSIC	NORFOLK	VA	23521
311594	SCHOOL OF PROFESSIONAL DRAFTING	WELLESLEY	MA	02181
001753	SCHOOL OF THE ART INST CHGO	CHICAGO	IL	60603
002315	SCHOOLCRAFT COLLEGE	LIVONIA	MI	48152
003610	SCHREINER COLLEGE	KERRVILLE	TX	78028
008304	SCOTTSDALE CMTY COLLEGE	SCOTTSDALE	AZ	85253
005947	SCRANTON STATE GENERAL HOSP SCH OF X-RAY TECH	SCRANTON	PA	18501
010177	SCRANTON STATE GENERAL HOSP SCH OF X-RAY TECH	SCRANTON	PA	18501
003384	SCRANTON, UNIVERSITY OF	SCRANTON	PA	18510
529050	SEA ISLE VOCATIONAL TECHNICAL CENTER	MEMPHIS	TN	38117
009705	SEATTLE CC CENTRAL CAMPUS	SEATTLE	WA	98122
003788	SEATTLE PACIFIC U	SEATTLE	WA	98119
003790	SEATTLE UNIVERSITY	SEATTLE	WA	98122
001037	SELMA UNIVERSITY	SELMA	AL	36701
001520	SEMINOLE CMTY COLLEGE	SANFORD	FL	32771
003178	SEMINOLE JUNIOR COLLEGE	SEMINOLE	OK	74868
001186	SEQUOIAS, COLLEGE OF THE	VISALIA	CA	93277
002632	SETON HALL UNIVERSITY	SOUTH ORANGE	NJ	07079
009986	SETON HALL UNIVERSITY	SOUTH ORANGE	NJ	07079
003362	SETON HILL COLLEGE	GREENSBURG	PA	15601
250111	SHARON DORAN'S ACADEMY OF SCIENCE & HAIRDESIG	IOWA CITY	IA	52240

INSTITUTIONS IN THE NLS-72 POSTSECONDARY SCHOOL TRANSCRIPT SURVEY
BY SCHOOL NAME

PAGE 63

<u>FICE</u>	<u>SCHOOL</u>	<u>CITY</u>	<u>ST</u>	<u>ZIP</u>
320127	SHARP REAL ESTATE TRAINING	SAGINAW	MI	48603
001289	SHASTA COLLEGE	REDDING	CA	96099
002289	SHAW COLLEGE AT DETROIT	DETROIT	MI	48202
002962	SHAW UNIVERSITY	RALEIGH	NC	27611
012748	SHAWNEE ST CMTY COLLEGE	PORTSMOUTH	OH	45662
190025	SHEFFIELD SCHOOL OF AERONAUTICS	MIAMI	FL	33166
010439	SHELBY STATE CMTY COLLEGE	MEMPHIS	TN	38104
005379	SHELBYVILLE STATE AREA VOC-TECH SCHOOL	SHELBYVILLE	TN	37160
005691	SHELTON ST CMTY COLLEGE	TUSCALOOSA	AL	35404
480878	SHENAGO VALLEY COMMERCIAL INSTITUTE	SHARON	PA	16146
003737	SHENANDOAH C-CONSV MUSIC	WINCHESTER	VA	22601
011576	SHEPARD-GILL SCHOOL OF PRACTICAL NURSING	BOSTON	MA	02116
003822	SHEPHERD COLLEGE	SHEPHERDSTOWN	WV	25443
009902	SHERIDAN VOCATIONAL CENTER	HOLLYWOOD	FL	33021
029058	SHERMAN C STRAIGHT CHIRO	SPARTANBURG	SC	29304
003326	SHIPPENSBURG ST COLLEGE	SHIPPENSBURG	PA	17257
003791	SHORELINE CMTY COLLEGE	SEATTLE	WA	98133
005469	SHREVEPORT BOSSIER VOC-TECH INSTITUTE	SHREVEPORT	LA	71107
002816	SIENA COLLEGE	LOUDONVILLE	NY	12211
002316	SIENA HEIGHTS COLLEGE	ADRIAN	MI	49221
001290	SIERRA COMMUNITY COLLEGE	ROCKLIN	CA	95677
009192	SIERRA NEVADA COLLEGE	INCLINE VLG	NV	89450
002208	SIMMONS COLLEGE	BOSTON	MA	02115
001291	SIMPSON COLLEGE	SAN FRANCISCO	CA	94134
001887	SIMPSON COLLEGE	INDIANOLA	IA	50125
006918	SINAI HOSPITAL SCHOOL OF X-RAY TECHN	BALTIMORE	MD	21215
003119	SINCLAIR CMTY COLLEGE	DAYTON	OH	45402
009215	SIR WALTER RALEIGH BEAUTY ACADEMY	HENDERSON	NC	27536
001187	SISKIYOU, COLLEGE OF THE	WEED	CA	96094
320301	SISTER LAKES BEAUTY ACADEMY	SISTER LAKES	MI	49047
004815	SISTERS OF CHARITY HOSPITAL SCHOOL OF NURSING	BUFFALO	NY	14214
004494	SKADRON COLLEGE OF BUSINESS	SAN BERNARDINO	CA	92410
003792	SKAGIT VALLEY COLLEGE	MOUNT VERNON	WA	98273
002814	SKIDMORE COLLEGE	SARATOGA SPG	NY	12866
009509	SKILLS & BUSINESS EDUCATION CENTER	SACRAMENTO	CA	95817
007713	SKYLINE COLLEGE	SAN BRUNO	CA	94066
003327	SLIPPERY ROCK UNIVERSITY	SLIPPERY ROCK	PA	16057
002209	SMITH COLLEGE	NORTHAMPTON	MA	01063
004993	SMITHDEAL MASSEY BUSINESS COLLEGE	RICHMOND	VA	23261
001038	SNEAD STATE JR COLLEGE	BOAZ	AL	35957
003679	SNOW COLLEGE	EPHRAIM	UT	84627
001292	SOLANO COMMUNITY COLLEGE	SUISUN CITY	CA	94585
013121	SOLARI SCHOOL OF HAIR DESIGN	LYNN	MA	01900
001997	SOMERSET CMTY COLLEGE	SOMERSET	KY	42501
007731	SOMERSET COUNTY COLLEGE	SOMERVILLE	NJ	08876
005762	SOMERSET STATE VOC-TECH SCHOOL	SOMERSET	KY	42501
279011	SOMERSET STATE VOC-TECH SCHOOL	SOMERSET	KY	42501
001156	SONOMA STATE UNIVERSITY	ROHNERT PARK	CA	94928
286037	SOULE COLLEGE	NEW ORLEANS	LA	70130
001057	SOUTH ALABAMA, U OF	MOBILE	AL	36688
010877	SOUTH BAY COLLEGE OF BUSINESS	HAWTHORNE	CA	90250
008037	SOUTH CEN CMTY COLLEGE	NEW HAVEN	CT	06511

INSTITUTIONS IN THE NLS-72 POSTSECONDARY SCHOOL TRANSCRIPT SURVEY
BY SCHOOL NAME

PAGE 64

<u>FICE</u>	<u>SCHOOL</u>	<u>CITY</u>	<u>ST</u>	<u>ZIP</u>
010300	SOUTH DAKOTA ALL CAM, U OF	VERMILLION	SD	57069
003474	SOUTH DAKOTA MAIN CAM, U OF	VERMILLION	SD	57069
003470	SOUTH DAKOTA SCH MINES & TECH	RAPID CITY	SD	57701
003472	SOUTH DAKOTA SPRINGFIELD, U OF	SPRINGFIELD	SD	57062
003471	SOUTH DAKOTA ST U	BROOKINGS	SD	57007
001522	SOUTH FLORIDA JR COLLEGE	AVON PARK	FL	33825
190240	SOUTH FLORIDA TECHNICAL INSTITUTE	FORT LAUDERDALE	FL	33311
001537	SOUTH FLORIDA, U OF	TAMPA	FL	33620
001592	SOUTH GEORGIA COLLEGE	DOUGLAS	GA	31533
005617	SOUTH GEORGIA VOCATIONAL-TECHNICAL SCHOOL	AMERICUS	GA	31709
010391	SOUTH OKLA CTY JR COLLEGE	OKLAHOMA CITY	OK	73159
003611	SOUTH PLAINS COLLEGE	LEVELLAND	TX	79336
006579	SOUTH SIDE HOSPITAL SCHOOL OF NURSING	PITTSBURGH	PA	15203
004977	SOUTH TEXAS COLLEGE LAW	HOUSTON	TX	77002
003534	SOUTH, UNIVERSITY OF THE	SEWANEE	TN	37375
007764	SOUTHEAST AREA VOCATIONAL TECHNICAL SCHOOL	SIOUX FALLS	SD	57104
002546	SOUTHEAST C C FAIRBY-BEATRICE	FAIRBURY	NE	68352
007591	SOUTHEAST CC LINCOLN CAM	LINCOLN	NE	68520
004723	SOUTHEAST CC MILFORD CAM	MILFORD	NE	68405
001998	SOUTHEAST CMTY COLLEGE	CUMBERLAND	KY	40823
002501	SOUTHEAST MO ST U	CPE GIRARDEAU	MO	63701
002963	SOUTHEASTERN BAPT THEOL SEM	WAKE FOREST	NC	27587
011932	SOUTHEASTERN BUSINESS COLLEGE	CHARLESTON	SC	29403
001521	SOUTHEASTERN C ASSEM GOD	LAKELAND	FL	33801
001981	SOUTHEASTERN CHRISTIAN COLLEGE	WINCHESTER	KY	40391
001848	SOUTHEASTERN CMTY COLLEGE	W BURLINGTON	IA	52655
002964	SOUTHEASTERN CMTY COLLEGE	WHITEVILLE	NC	28472
002024	SOUTHEASTERN LA U	HAMMOND	LA	70402
002210	SOUTHEASTERN MASS U	N DARTMOUTH	MA	02747
003179	SOUTHEASTERN OKLA ST U	DURANT	OK	74701
001456	SOUTHEASTERN UNIVERSITY	WASHINGTON	DC	20024
013176	SOUTHERN ARK U EL DORADO BR	EL DORADO	AR	71730
001107	SOUTHERN ARK U MAIN CAMPUS	MAGNOLIA	AR	71753
007738	SOUTHERN ARK U TECH BR	EAST CAMDEN	AR	71701
001982	SOUTHERN BAPT THEOL SEM	LOUISVILLE	KY	40280
001106	SOUTHERN BAPTIST COLLEGE	WALNUT RIDGE	AR	72476
003517	SOUTHERN C OF OPTOMETRY	MEMPHIS	TN	38104
008071	SOUTHERN CAL C OF MED & DENT CAREERS	ANAHEIM	CA	92804
001230	SOUTHERN CAL C OF OPTOMETRY	FULLERTON	CA	92631
001293	SOUTHERN CAL COLLEGE	COSTA MESA	CA	92626
029084	SOUTHERN CAL INST ARCH	SANTA MONICA	CA	90404
001328	SOUTHERN CALIFORNIA, U OF	LOS ANGELES	CA	90007
010035	SOUTHERN COLLEGE	ORLANDO	FL	32807
003518	SOUTHERN COLLEGE OF SEVENTH DAY ADVENTISTS	COLLEGE DALE	TN	37315
001365	SOUTHERN COLORADO, U OF	PUEBLO	CO	81001
001406	SOUTHERN CONN ST COLLEGE	NEW HAVEN	CT	06515
001619	SOUTHERN IDAHO, COLLEGE OF	TWIN FALLS	ID	83301
008728	SOUTHERN ILL U ALL CAM	CARBONDALE	IL	62901
001758	SOUTHERN ILL U CARBONDALE	CARBONDALE	IL	62901
001759	SOUTHERN ILL U EDWARDSVILLE	EDWARDSVILLE	IL	62026
008237	SOUTHERN ILL U SYS OFF	CARBONDALE	IL	62901
009435	SOUTHERN JC OF BUSINESS	BIRMINGHAM	AL	35203

INSTITUTIONS IN THE NLS-72 POSTSECONDARY SCHOOL TRANSCRIPT SURVEY PAGE 65
BY SCHOOL NAME

<u>FICE</u>	<u>SCHOOL</u>	<u>CITY</u>	<u>ST</u>	<u>ZIP</u>
005525	SOUTHERN MAINE VOC TECH INST	S PORTLAND	ME	04106
009762	SOUTHERN MAINE, U OF	PORTLAND	ME	04103
003613	SOUTHERN METH UNIVERSITY	DALLAS	TX	75275
002441	SOUTHERN MISSISSIPPI, U OF	HATTIESBURG	MS	39406
002444	SOUTHERN MISSISSIPPI, U OF	HATTIESBURG	MS	39406
005127	SOUTHERN OHIO COLLEGE	CINCINNATI	OH	45237
003219	SOUTHERN OREGON ST C	ASHLAND	OR	97520
003738	SOUTHERN SEM JR COLLEGE	BUENA VISTA	VA	24416
001570	SOUTHERN TECH INST	MARIETTA	GA	30060
009636	SOUTHERN U A & M C MAIN CAM	BATON ROUGE	LA	70813
002026	SOUTHERN U IN NEW ORLEANS	NEW ORLEANS	LA	70126
001040	SOUTHERN UNION ST JR C	WADLEY	AL	36276
003678	SOUTHERN UTAH ST COLLEGE	CEDAR CITY	UT	84720
010334	SOUTHERN W VA CC CEN OFF	HOLDEN	WV	25625
003816	SOUTHERN WEST VA C C	HOLDEN	WV	25601
003817	SOUTHERN WEST VA C C WILLIAMSON	WILLIAMSON	WV	25661
008531	SOUTHLAND COLLEGE OF MEDICAL & DENTAL ASSTS	GARDENA	CA	90249
141334	SOUTHLAND COLLEGE OF MEDICAL & DENTAL ASSTS	MONTEBELLO	CA	90640
007708	SOUTHLAND COLLEGE OF MEDICAL-DENTAL ASSISTANT	DOWNEY	CA	90241
008661	SOUTHSIDE VA CMTY COLLEGE	ALBERTA	VA	23821
007427	SOUTHWEST AUTOMOTIVE SCH	OKLAHOMA CITY	OK	73129
002502	SOUTHWEST BAPTIST U	BOLIVAR	MO	65613
008136	SOUTHWEST BEAUTY COLLEGE	EL PASO	TX	79915
002503	SOUTHWEST MO ST U	SPRINGFIELD	MO	65802
002375	SOUTHWEST ST U	MARSHALL	MN	56258
005247	SOUTHWEST STATE TECHNICAL COLLEGE	MOBILE	AL	36690
003614	SOUTHWEST TEX JR COLLEGE	UVALDE	TX	78801
003615	SOUTHWEST TEXAS ST U	SAN MARCOS	TX	78666
007260	SOUTHWEST VA CMTY COLLEGE	RICHLANDS	VA	24641
007669	SOUTHWEST WISC VOC TECH INST	FENNIMORE	WI	53809
003616	SOUTHWESTERN ASSEMB GOD C	WAXAHACHIE	TX	75165
003519	SOUTHWESTERN AT MEMPHIS	MEMPHIS	TN	38112
007113	SOUTHWESTERN BAPT BIBLE C	PHOENIX	AZ	85032
003617	SOUTHWESTERN BAPT THEOL SEM	FORT WORTH	TX	76122
003618	SOUTHWESTERN CHRISTIAN C	TERRELL	TX	75160
001294	SOUTHWESTERN COLLEGE	CHULA VISTA	CA	92010
001940	SOUTHWESTERN COLLEGE	WINFIELD	KS	67156
011185	SOUTHWESTERN INDIAN POLYTECHNIC INSTITUTE	ALBUQUERQUE	NM	87114
010104	SOUTHWESTERN INSTITUTE	PHOENIX	AZ	85028
002031	SOUTHWESTERN LA, U OF	LAFAYETTE	LA	70504
002317	SOUTHWESTERN MICH COLLEGE	DOWAGIAC	MI	49047
003181	SOUTHWESTERN OKLA ST U	WEATHERFORD	OK	73096
003220	SOUTHWESTERN OREGON C C	COOS BAY	OR	97420
008466	SOUTHWESTERN TECH C	SYLVA	NC	28779
003620	SOUTHWESTERN UNIVERSITY	GEORGETOWN	TX	78726
005467	SOWELA TECHNICAL INSTITUTE	LAKE CHARLES	LA	70601
001960	SPALDING COLLEGE	LOUISVILLE	KY	40203
007678	SPARTAN SCH AERONAUTICS	TULSA	OK	74151
003447	SPARTANBURG METH COLLEGE	SPARTANBURG	SC	29301
003994	SPARTANBURG TECH COLLEGE	SPARTANBURG	SC	29303
001594	SPELMAN COLLEGE	ATLANTA	GA	30314
005203	SPENCER BUSINESS COLLEGE	LAFAYETTE	LA	70501

INSTITUTIONS IN THE NLS-72 POSTSECONDARY SCHOOL TRANSCRIPT SURVEY
BY SCHOOL NAME

PAGE 66

<u>FICE</u>	<u>SCHOOL</u>	<u>CITY</u>	<u>ST</u>	<u>ZIP</u>
004632	SPENCER-DRAUGHON COLLEGE	BATON ROUGE	LA	70821
004618	SPENCERIAN COLLEGE	LOUISVILLE	KY	40202
003793	SPOKANE COMMUNITY COLLEGE	SPOKANE	WA	99202
009544	SPOKANE FLS CMTY COLLEGE	SPOKANE	WA	99204
002318	SPRING ARBOR COLLEGE	SPRING ARBOR	MI	49283
003363	SPRING GARDEN COLLEGE	CHESTNUT HILL	PA	19118
001041	SPRING HILL COLLEGE	MOBILE	AL	36608
002211	SPRINGFIELD COLLEGE	SPRINGFIELD	MA	01109
008078	SPRINGFIELD TECHNICAL CC	SPRINGFIELD	MA	01105
001761	SPRINGFLD COLLEGE IN ILL	SPRINGFIELD	IL	62702
011584	ST CHARLES HOSPITAL	TOLEDO	OH	43616
002437	ST DOMINICS MEMORIAL HOSP	JACKSON	MS	39216
006348	ST LUKES HOS SCH NURS	NEW BEDFORD	MA	02740
008721	ST U SYS OF FLA ALL INST	TALLAHASSEE	FL	32301
005085	ST. ALEXIUS SCH MED TECH	BISMARCK	ND	58502
006040	ST. JOSEPH HOSPITAL	HOUSTON	TX	77002
011592	ST. JOSEPHS SCH. OF MED.	HOUSTON	TX	77002
001305	STANFORD UNIVERSITY	STANFORD	CA	94305
004485	STANFORD UNIVERSITY	STANFORD	CA	94305
011194	STANLY TECHNICAL C	ALBEMARLE	NC	28001
010881	STARK TECHNICAL COLLEGE	CANTON	OH	44720
005352	STATE AREA VOCATIONAL-TECHNICAL SCHOOL	MC KENZIE	TN	38201
009332	STATE COMMUNITY COLLEGE	E SAINT LOUIS	IL	62201
008080	STATE FAIR CMTY COLLEGE	SEDALIA	MO	65301
007105	STATE TECH INST	MEMPHIS	TN	38134
008430	STATE TECHNICAL INSTITUTE & REHAB CENTER	PLAINWELL	MI	48130
003521	STEED COLLEGE	JOHNSON CITY	TN	37601
421692	STENOTYPE ACADEMY	NEW YORK	NY	10007
011996	STENOTYPE INSTITUTE	NEW YORK	NY	10019
008417	STENOTYPE INSTITUTE OF FORT LAUDERDALE	FORT LAUDERDALE	FL	33313
003624	STEPHEN F AUSTIN STATE U	NACOGDOCHES	TX	75962
002512	STEPHENS COLLEGE	COLUMBIA	MO	65201
008259	STERLING SCHOOL OF BEAUTY CULTURE	STERLING	IL	61081
001531	STETSON UNIVERSITY	DELAND	FL	32720
003036	STEUBENVILLE, U OF	STEUBENVILLE	OH	43952
003674	STEVENS HENAGER COLLEGE	PROVO	UT	84601
002639	STEVENS INST TECHNOLOGY	HOBOKEN	NJ	07030
010197	STEWART SCHOOL OF HAIRSTYLING	OMAHA	NE	68132
010101	STEWART SCHOOL OF HAIRSTYLING	ABERDEEN	SD	57401
001044	STILLMAN COLLEGE	TUSCALOOSA	AL	35403
009345	STOCKTON STATE COLLEGE	POMONA	NJ	08240
004515	STONE SCHOOL OF BUSINESS	NEW HAVEN	CT	06511
002217	STONEHILL COLLEGE	NORTH EASTON	MA	02356
006291	STORMONT-VAIL REGIONAL MEDICAL CENTER	TOPEKA	KS	66606
459149	STOWE ADULT CENTER	CINCINNATI	OH	45203
010808	STRATFORD WOMAN	ATLANTA	GA	30303
004654	STRAYER BUSINESS COLLEGE	BALTIMORE	MD	21202
001459	STRAYER COLLEGE	WASHINGTON	DC	20005
376030	STUDIO ACADEMY OF ADVERTISING ART & DESIGN	OMAHA	NE	68131
029249	SUFFOLK CO CC ALL CAMPUS	SELDEN	NY	11784
002878	SUFFOLK CO CC SELDEN CAM	SELDEN	NY	11784
002218	SUFFOLK UNIVERSITY	BOSTON	MA	02108

INSTITUTIONS IN THE NLS-72 POSTSECONDARY SCHOOL TRANSCRIPT SURVEY PAGE 67
BY SCHOOL NAME

<u>FICE</u>	<u>SCHOOL</u>	<u>CITY</u>	<u>ST</u>	<u>ZIP</u>
003625	SUL ROSS STATE UNIVERSITY	ALPINE	TX	79830
002879	SULLIVAN CO CMTY COLLEGE	LOCH SHELDRAKE	NY	12759
004619	SULLIVAN JC BUSINESS	LOUISVILLE	KY	40232
006756	SULLIVAN VOC & TECH SCH	BOGALUSA	LA	70427
003995	SUMTER AREA TECH COLLEGE	SUMTER	SC	29150
190050	SUNCOAST BEAUTY SCHOOL	CLEARWATER	FL	33515
002854	SUNY AGR & TECH C ALFRED	ALFRED	NY	14802
002857	SUNY AGR & TECH C DELHI	DELHI	NY	13753
002856	SUNY AGR & TECH C COBLESKILL	COBLESKILL	NY	12043
002858	SUNY AGR & TECH C FARMINGDALE	FARMINGDALE	NY	11735
002859	SUNY AGR & TECH C MORRISVILLE	MORRISVILLE	NY	13408
002835	SUNY AT ALBANY	ALBANY	NY	12222
002836	SUNY AT BINGHAMTON	BINGHAMTON	NY	13901
002838	SUNY AT STONY BK MAIN CAM	STONY BROOK	NY	11794
002851	SUNY C ENVRNMTL SCI-FORS	SYRACUSE	NY	13210
006792	SUNY C OF TECH UTICA-ROME	UTICA	NY	13502
002841	SUNY COLLEGE AT BROCKPORT	BROCKPORT	NY	14420
002837	SUNY COLLEGE AT BUFFALO	BUFFALO	NY	14214
002842	SUNY COLLEGE AT BUFFALO	BUFFALO	NY	14222
002843	SUNY COLLEGE AT CORTLAND	CORTLAND	NY	13045
002844	SUNY COLLEGE AT FREDONIA	FREDONIA	NY	14063
002845	SUNY COLLEGE AT GENESEO	GENESEO	NY	14454
002846	SUNY COLLEGE AT NEW PALTZ	NEW PALTZ	NY	12562
002847	SUNY COLLEGE AT ONEONTA	ONEONTA	NY	13820
002848	SUNY COLLEGE AT OSWEGO	OSWEGO	NY	13126
002850	SUNY COLLEGE AT POTSDAM	POTSDAM	NY	13676
006791	SUNY COLLEGE AT PURCHASE	PURCHASE	NY	10577
007109	SUNY COLLEGE OLD WESTBURY	OLD WESTBURY	NY	11568
002849	SUNY COLLEGE PLATTSBURGH	PLATTSBURGH	NY	12901
002839	SUNY DOWNSTATE MEDL CTR	BROOKLYN	NY	11203
010286	SUNY EMPIRE STATE COLLEGE	SARATOGA SPG	NY	12866
004822	SUNY HEALTH SCI CTR BFLO	BUFFALO	NY	14214
005069	SUNY SYS ALL INST	ALBANY	NY	12203
002834	SUNY SYS OFF	ALBANY	NY	12246
002840	SUNY UPSTATE MEDICAL CTR	SYRACUSE	NY	13210
002855	SUNY-CANTON AGR & TECH COLLEGE	CANTON	NY	13617
560246	SURETY REAL ESTATE SCHOOL	VIRGINIA BEACH	VA	23462
003369	SUSQUEHANNA UNIVERSITY	SELINGSGROVE	PA	17870
007525	SUWANNEE-HAMILTON AREA VOC-TECH ADULT CENTER	LIVE OAK	FL	32060
005616	SWAINSBORO AREA VOCATIONAL-TECHNICAL SCHOOL	SWAINSBORO	GA	30401
003370	SWARTHMORE COLLEGE	SWARTHMORE	PA	19081
008789	SYRACUSE U ALL CAMPUSES	SYRACUSE	NY	13210
002882	SYRACUSE U MAIN CAMPUS	SYRACUSE	NY	13210
005466	T H HARRIS VOCATIONAL-TECHNICAL SCHOOL	SYRACUSE	NY	13210
003796	TACOMA COMMUNITY COLLEGE	OPELOUSAS	LA	70570
006634	TACOMA GEN HOSP NURSI	TACOMA	WA	98465
001309	TAFT COLLEGE	TACOMA	WA	98405
001046	TALLADEGA COLLEGE	TAFT	CA	93268
001533	TALLAHASSEE CMTY COLLEGE	TALLADEGA	AL	35160
012011	TALMUD SEM OHOLEI TORAH	TALLAHASSEE	FL	32304
191767	TAMPA BAY VOC-TECH CENTER	BROOKLYN	NY	11213
012155	TAMPA COLLEGE	TAMPA	FL	33610
		TAMPA	FL	33607

INSTITUTIONS IN THE NLS-72 POSTSECONDARY SCHOOL TRANSCRIPT SURVEY
BY SCHOOL NAME

PAGE 68

<u>FICE</u>	<u>SCHOOL</u>	<u>CITY</u>	<u>SI</u>	<u>ZIP</u>
007586	TAMPA TECH INSTITUTE	TAMPA	FL	33610
001538	TAMPA, UNIVERSITY OF	TAMPA	FL	33606
003631	TARLETON STATE UNIVERSITY	STEPHENVILLE	TX	76402
008899	TARRANT CITY JUNIOR COLLEGE--NORTHEAST CAMPUS	HURST	TX	76053
008898	TARRANT CO JUNIOR COLLEGE	FORT WORTH	TX	76102
008900	TARRANT CO JUNIOR COLLEGE	FORT WORTH	TX	76102
533358	TARRANT COUNTY JUNIOR COLLEGE--SOUTH CAMPUS	FORT WORTH	TX	76102
009411	TAYLOR BUSINESS INST	BRIDGEVIEW	NJ	08807
232450	TAYLOR BUSINESS INSTITUTE	CHICAGO	IL	60601
004825	TAYLOR BUSINESS INSTITUTE	NEW YORK	NY	10019
011985	TAYLOR BUSINESS INSTITUTE	NEW YORK	NY	10019
199016	TAYLOR COUNTY VOCATIONAL-TECHNICAL CENTER	PERRY	FL	32347
001838	TAYLOR UNIVERSITY	UPLAND	IN	46989
006821	TAZEWELL VOC CNT	TAZEWELL	VA	24651
005463	TECH C OF ALAMANCE	HAW RIVER	NC	27258
005528	TECHE AREA VOCATIONAL-TECHNICAL SCHOOL	NEW IBERIA	LA	70560
420676	TECHNICAL CAREER INSTITUTES	NEW YORK	NY	10001
501560	TECHNICAL INFORMATION CENTER	CHARLESTON	SC	29401
009148	TELCO INSTITUTE	LOS ANGELES	CA	90028
571573	TELLER TRAINING INSTITUTES	SEATTLE	WA	98101
003627	TEMPLE JUNIOR COLLEGE	TEMPLE	TX	76501
003372	TEMPLE UNIVERSITY	PHILADELPHIA	PA	19122
010304	TEMPLE UNIVERSITY	PHILADELPHIA	PA	19122
008821	TENNESSEE ALL CAM,U OF	KNOXVILLE	TN	37916
003531	TENNESSEE AT MARTIN,U OF	MARTIN	TN	38238
003529	TENNESSEE CHATTANOOGA, U OF	CHATTANOOGA	TN	37402
006725	TENNESSEE CTR HEALTH SCI, U OF	MEMPHIS	TN	38163
003530	TENNESSEE KNOXVILLE,U OF	KNOXVILLE	TN	37916
003533	TENNESSEE NASHVILLE, U OF	NASHVILLE	TN	37203
520206	TENNESSEE SCH PRACTICAL NURSING	MARYVILLE	TN	37801
003522	TENNESSEE ST UNIVERSITY	NASHVILLE	TN	37203
003523	TENNESSEE TECHNOLOGICAL U	COOKEVILLE	TN	38501
003524	TENNESSEE TEMPLE U	CHATTANOOGA	TN	37404
003525	TENNESSEE WESLEYAN C	ATHENS	TN	37303
008278	TERRA TECHNICAL COLLEGE	FREMONT	OH	43420
531587	TERRELL SCHOOL OF VOCATIONAL NURSING	TERRELL	TX	75160
351660	TERRYS SCHOOL OF HAIR FASHION	KANSAS CITY	MO	64118
005452	TETERBORO SCHOOL OF AERONAUTICS	TETERBORO	NJ	07608
003628	TEXARKANA CMTY COLLEGE	TEXARKANA	TX	75501
010298	TEXAS A & M U AT GALVESTON	GALVESTON	TX	77553
003639	TEXAS A&I UNIVERSITY	KINGSVILLE	TX	78363
003632	TEXAS A&M U ALL CAMPUSES	COLLEGE STA	TX	77843
010366	TEXAS A&M U MAIN CAMPUS	COLLEGE STA	TX	77843
003656	TEXAS AT ARLINGTON,U OF	ARLINGTON	TX	76019
003658	TEXAS AT AUSTIN,U OF	AUSTIN	TX	78712
009741	TEXAS AT DALLAS,U OF	RICHARDSON	TX	75080
003661	TEXAS AT EL PASO,U OF	EL PASO	TX	79968
011163	TEXAS AT TYLER, U OF	TYLER	TX	75701
003635	TEXAS CHIROPRACTIC C	PASADENA	TX	77505
003636	TEXAS CHRISTIAN U	FORT WORTH	TX	76129
003638	TEXAS COLLEGE	TYLER	TX	75702
006019	TEXAS EASTERN SCH OF NUR	TYLER	TX	75701

246 248

INSTITUTIONS IN THE NLS-72 POSTSECONDARY SCHOOL TRANSCRIPT SURVEY
BY SCHOOL NAME

PAGE 69

<u>FICE</u>	<u>SCHOOL</u>	<u>CITY</u>	<u>ST</u>	<u>ZIP</u>
003660	TEXAS HEALTH SCI CEN DALLAS, U	DALLAS	TX	75235
011618	TEXAS HEALTH SCI CEN HOUSTON, U	HOUSTON	TX	77025
003659	TEXAS HEALTH SCI CEN SAN ANTONIO, U	SAN ANTONIO	TX	78284
010116	TEXAS INSTITUTE	DALLAS	TX	75235
003641	TEXAS LUTHERAN COLLEGE	SEGUIN	TX	78155
004952	TEXAS MED BRANCH GALVESTON, U	GALVESTON	TX	77550
008774	TEXAS MEDL CTR JOINT LIB	HOUSTON	TX	77025
009930	TEXAS PERMIAN BASIN,U OF	ODESSA	TX	79762
010115	TEXAS SAN ANTONIO,U OF	SAN ANTONIO	TX	78285
003642	TEXAS SOUTHERN UNIVERSITY	HOUSTON	TX	77004
003643	TEXAS SOUTHMOST COLLEGE	BROWNSVILLE	TX	78520
009933	TEXAS ST TECH AMARILLO	AMARILLO	TX	79111
009225	TEXAS ST TECH HARLINGEN	HARLINGEN	TX	78551
009643	TEXAS ST TECH INST ALL CAM	WACO	TX	76705
003634	TEXAS ST TECH INST WACO	WACO	TX	76705
009932	TEXAS ST TECH SWEETWATER	SWEETWATER	TX	79556
004951	TEXAS SYS ALL INST,U OF	AUSTIN	TX	78701
008825	TEXAS SYS ALL INST,U OF	AUSTIN	TX	78701
010674	TEXAS TECH U HEALTH SCI CEN	LUBBOCK	TX	79430
003644	TEXAS TECH UNIVERSITY	LUBBOCK	TX	79409
003645	TEXAS WESLEYAN COLLEGE	FORT WORTH	TX	76105
003646	TEXAS WOMAN'S UNIVERSITY	DENTON	TX	76204
007912	THADDEUS STEVENS STATE SCH OF TECHNOLOGY	LANCASTER	PA	17602
001413	THAMES VLY STATE TECH C	NORWICH	CT	06360
007835	THE WHEELER SCHOOL	PITTSBURGH	PA	15222
007405	THE WOOD SECRETARIAL	NEW YORK	NY	10003
002333	THIEF RIVER FALLS AREA VOCATIONAL-TECH INST	THIEF RIVER FLS	MN	56701
003376	THIEL COLLEGE	GREENVILLE	PA	16125
010448	THOMAS	LOS ANGELES	CA	90043
005651	THOMAS AREA VOCATIONAL-TECHNICAL SCHOOL	THOMASVILLE	GA	31792
003278	THOMAS JEFF UNIVERSITY	PHILADELPHIA	PA	19107
010021	THOMAS JEFF UNIVERSITY	PHILADELPHIA	PA	19107
012627	THOMAS M COOLEY LAW SCH	LANSING	MI	48901
002001	THOMAS MORE COLLEGE	FORT MITCHELL	KY	41017
006871	THOMAS NELSN CMTY COLLEGE	HAMPTON	VA	23670
010826	THOMAS P HANEY AREA VOC-TECH CENTER	PANAMA CITY	FL	32401
199011	THOMAS P HANEY AREA VOC-TECH CENTER	PANAMA CITY	FL	32401
011591	THOMASON GENERAL HOSP	EL PASO	TX	79905
004446	THOMPS SCH APPLI SCIE	DURHAM	NH	03824
004910	THOMPSON INSTITUTE	HARRISBURG	PA	17111
001769	THORNTON CMTY COLLEGE	SOUTH HOLLAND	IL	60473
143490	THOUSAND OAKS BEAUTY COLLEGE	THOUSAND OAKS	CA	91360
009527	THREE B SCHOOL OF BEAUTY	NEWARK	OH	43055
004713	THREE RIVERS CMTY COLLEGE	POPLAR BLUFF	MO	63901
003712	TIDEWATER CMTY COLLEGE	PORTSMOUTH	VA	23703
012717	TIDEWATER COMMUNITY COLLE	VIRGINIA BEACH	VA	23456
003121	TIFFIN UNIVERSITY	TIFFIN	OH	44883
001595	TIFT COLLEGE	FORSYTH	GA	31029
006518	TOLEDO HOSPITAL SCHOOL OF NURSING	TOLEDO	OH	43606
450474	TOLEDO MEDICAL EDUCATIONAL CENTER	TOLEDO	OH	43614
003131	TOLEDO,UNIVERSITY OF	TOLEDO	OH	43606
006940	TOMLINSON COLLEGE	CLEVELAND	TN	37311

INSTITUTIONS IN THE NLS-72 POSTSECONDARY SCHOOL TRANSCRIPT SURVEY
BY SCHOOL NAME

PAGE 70

<u>FICE</u>	<u>SCHOOL</u>	<u>CITY</u>	<u>ST</u>	<u>ZIP</u>
006788	TOMPKINS-CORTLAND CC	DRYDEN	NY	13053
010267	TOMPKINS-CORTLAND CC	DRYDEN	NY	13053
002439	TOUGALOO COLLEGE	TOUGALOO	MS	39174
010142	TOURO COLLEGE	NEW YORK	NY	10036
280132	TOURO INFIRMARY SCH OF RESPIRATORY THERAPY	NEW ORLEANS	LA	70115
002099	TOWSON STATE UNIVERSITY	BALTIMORE	MD	21204
010913	TRANS-AMERICAN SCHOOL OF BROADCASTING	WAUSAU	WI	54401
001987	TRANSYLVANIA UNIVERSITY	LEXINGTON	KY	40508
003221	TREASURE VLY CMTY COLLEGE	ONTARIO	OR	97914
109056	TRENHOLM STATE TECHNICAL COLLEGE	MONTGOMERY	AL	36108
002514	TRENTON JUNIOR COLLEGE	TRENTON	MO	64683
002642	TRENTON STATE COLLEGE	TRENTON	NJ	08625
003526	TREVECCA NAZARENE COLLEGE	NASHVILLE	TN	37210
351546	TRI COUNTY SCHOOL OF COSMETOLOGY	LEXINGTON	MO	64067
005378	TRI-CITIES ST TECH INST	BLOUNTVILLE	TN	37617
270047	TRI-CITY BARBER COLLEGE	LOUISVILLE	KY	40217
008619	TRI-COUNTY AREA VOCATIONAL-TECHNICAL SCHOOL	BARTLESVILLE	OK	74003
009430	TRI-COUNTY COMMUNITY C	MURPHY	NC	28906
004926	TRI-COUNTY TECH COLLEGE	PENDLETON	SC	29670
009518	TRI-STATE BEAUTY COLLEGE	EVANSVILLE	IN	47708
001839	TRI-STATE UNIVERSITY	ANGOLA	IN	46703
501597	TRIDENT TECH COLL MANPOWER SKILLS TRNG CTR	SAINT STEPHEN	SC	29479
008048	TRIDENT TECHNICAL COLLEGE	CHARLESTON	SC	29411
003443	TRIDENT TECHNICAL COLLEGE--NORTH CAMPUS	CHARLESTON	SC	29411
012059	TRINITY BIBLE INSTITUTE	ELLENDALE	ND	58436
001414	TRINITY COLLEGE	HARTFORD	CT	06106
001460	TRINITY COLLEGE	WASHINGTON	DC	20017
001772	TRINITY COLLEGE	DEERFIELD	IL	60015
012193	TRINITY EVANGELCL DIV SCH	DEERFIELD	IL	60015
006484	TRINITY HOSP SCH-NURS	MINOT	ND	58701
003647	TRINITY UNIVERSITY	SAN ANTONIO	TX	78284
001773	TRITON COLLEGE	RIVER GROVE	IL	60171
004573	TRITON COLLEGE	RIVER GROVE	IL	60171
002812	TROCAIRE COLLEGE	BUFFALO	NY	14220
005614	TROUP CO AREA VOCATIONAL-TECHNICAL SCHOOL	LA GRANGE	GA	30240
008696	TROY STATE U ALL CAM	TROY	AL	36081
001047	TROY STATE U MAIN CAMPUS	TROY	AL	36081
001049	TROY STATE U MONTGOMERY	MONTGOMERY	AL	36104
010113	TUCSON BEAUTY COLLEGE	TUCSON	AZ	85705
002219	TUFTS UNIVERSITY	MEDFORD	MA	02155
004657	TUFTS UNIVERSITY	MEDFORD	MA	02155
010270	TUFTS UNIVERSITY	MEDFORD	MA	02155
002029	TULANE U OF LOUISIANA	NEW ORLEANS	LA	70118
009763	TULSA JUNIOR COLLEGE	TULSA	OK	74119
003185	TULSA,UNIVERSITY OF	TULSA	OK	74104
009764	TUNXIS COMMUNITY COLLEGE	FARMINGTON	CT	06032
010961	TURTLE MTN CC	BELCOURT	ND	58316
003527	TUSCULUM COLLEGE	GREENEVILLE	TN	37743
001050	TUSKEGEE INSTITUTE	TUSKEGEE INST	AL	36088
007045	TWIN LAKES VOCATIONAL-TECHNICAL SCHOOL	HARRISON	AR	72601
010131	TYLER COMMERCIAL COLLEGE	TYLER	TX	75702
003648	TYLER JUNIOR COLLEGE	TYLER	TX	75701

INSTITUTIONS IN THE NLS-72 POSTSECONDARY SCHOOL TRANSCRIPT SURVEY
BY SCHOOL NAME

PAGE 71

<u>FICE</u>	<u>SCHOOL</u>	<u>CITY</u>	<u>ST</u>	<u>ZIP</u>
008744	U KENTUCKY ALL INST	LEXINGTON	KY	40506
002880	ULSTER CO CMTY COLLEGE	STONE RIDGE	NY	12484
420061	ULTISSIMA BEAUTY INSTITUTE	BABYLON	NY	11703
007378	ULTISSIMA BEAUTY INSTITUTE	CENTEREACH	NY	11720
007516	ULTISSIMA BEAUTY INSTITUTE	FLUSHING	NY	11354
420719	ULTISSIMA BEAUTY INSTITUTE	NEW YORK	NY	10001
003222	UMPQUA COMMUNITY COLLEGE	ROSEBURG	OR	97470
001988	UNION COLLEGE	BARBOURVILLE	KY	40906
002643	UNION COLLEGE	CRANFORD	NJ	07016
002889	UNION COLLEGE	SCHENECTADY	NY	12308
003528	UNION UNIVERSITY	JACKSON	TN	38301
010577	UNITED COLLEGE OF BUSINESS	HOLLYWOOD	CA	90028
010846	UNITED ELECTRONICS INSTITUTE	BIRMINGHAM	AL	35233
010634	UNITED ELECTRONICS INSTITUTE	LITTLE ROCK	AR	72204
009412	UNITED ELECTRONICS INSTITUTE	CUYAHOGA FALLS	OH	44221
450348	UNITED ELECTRONICS INSTITUTE	CUYAHOGA FALLS	OH	44221
011852	UNITED ELECTRONICS INSTITUTE	PORTLAND	OR	97203
009431	UNITED ELECTRONICS INSTITUTE	DALLAS	TX	75219
010356	UNITED ELECTRONICS INSTITUTE	CHARLESTON	WV	25304
141206	UNITED FLIGHT SERVICE	WATSONVILLE	CA	95076
002386	UNITED THEOLOGICAL SEM	NEW BRIGHTON	MN	55112
003005	UNIV OF ND	GRAND FORKS	ND	58202
006955	UNIV OF TX SCH OF NURSING	HOUSTON	TX	77030
010535	UNIVERSAL HEAVY CONSTRUCTION SCHOOLS	MIAMI	FL	33125
008221	UNIVERSAL TECHNICAL INSTITUTE	PHOENIX	AZ	85017
.	UNIVERSIDAD DE LAS AMERICAS	MEXICO	RE	
001051	UNIVERSITY OF ALABAMA	UNIVERSITY	AL	35486
004881	UNIVERSITY OF OREGON HEALTH SCIENCES CENTER	PORTLAND	OR	97201
190060	UNIVERSITY OF PALM BEACH	WEST PALM BEACH	FL	33402
489503	UPPER BUCKS COUNTY AREA VOC-TECH SCHOOL	PERKASIE	PA	18944
001893	UPPER IOWA UNIVERSITY	FAYETTE	IA	52142
320222	UPPER PENINSULA BEAUTY ACADEMY	MARQUETTE	MI	49855
002644	UPSALA COLLEGE	EAST ORANGE	NJ	07019
003133	URBANA COLLEGE	URBANA	OH	43078
003134	URSULINE COLLEGE	CLEVELAND	OH	44124
001369	US AIR FORCE ACADEMY	USAF ACADEMY	CO	80840
001415	US COAST GUARD ACADEMY	NEW LONDON	CT	06320
001158	US INTERNATIONAL U	SAN DIEGO	CA	92131
002892	US MERCHANT MARINE ACAD	KINGS POINT	NY	11024
002893	US MILITARY ACADEMY	WEST POINT	NY	10996
002101	US NAVAL ACADEMY	ANNAPOLIS	MD	21402
420657	US PUBLIC HEALTH SERVICE SCH--PHYSICIAN'S ASS	STATEN ISLAND	NY	10304
001276	USF LONE MTN RECORDS	SAN FRANCISCO	CA	94117
003677	UTAH STATE UNIVERSITY	LOGAN	UT	84322
004027	UTAH TECH COLLEGE PROVO	PROVO	UT	84601
005220	UTAH TECH COLLEGE SALT LK	SALT LAKE CY	UT	84107
003675	UTAH,UNIVERSITY OF	SALT LAKE CY	UT	84112
002883	UTICA C OF SYRACUSE U	UTICA	NY	13502
429024	UTICA FREE ACADEMY	UTICA	NY	13501
002445	UTICA JUNIOR COLLEGE	UTICA	MS	39175
009077	UTICA SCHOOL OF COMMERCE	UTICA	NY	13501
010285	VA HOSPITAL	BECKLEY	WV	25802

INSTITUTIONS IN THE NLS-72 POSTSECONDARY SCHOOL TRANSCRIPT SURVEY
BY SCHOOL NAME

PAGE 72

<u>FICE</u>	<u>SCHOOL</u>	<u>CITY</u>	<u>ST</u>	<u>ZIP</u>
011382	VA MED CENTER	WOOD	WI	53193
005256	VALDOSTA AREA VOCATIONAL-TECHNICAL SCHOOL	VALDOSTA	GA	31601
001599	VALDOSTA STATE COLLEGE	VALDOSTA	GA	31698
007777	VALE TECHNICAL INST	BLAIRSVILLE	PA	15717
006750	VALENCIA CMTY COLLEGE	ORLANDO	FL	32802
007607	VALLEY COLLEGE MEDICAL & DENTAL ASSTS	NORTH HOLLYWOOD	CA	91602
140375	VALLEY COMMERCIAL COLLEGE	MODESTO	CA	95354
003306	VALLEY FORGE CHRISTIAN C	PHOENIXVILLE	PA	19460
001841	VALPARAISO TECHNICAL INSTITUTE	VALPARAISO	IN	46383
001842	VALPARAISO UNIVERSITY	VALPARAISO	IN	46383
009903	VANCE-GRANVL CMTY COLLEGE	HENDERSON	NC	27536
003493	VANDERBILT UNIVERSITY	NASHVILLE	TN	37240
003535	VANDERBILT UNIVERSITY	NASHVILLE	TN	37240
002895	VASSAR COLLEGE	POUGHKEEPSIE	NY	12601
001894	VENNARD COLLEGE	UNIVERSITY PK	IA	52595
001334	VENTURA COLLEGE	VENTURA	CA	93003
280101	VERA-NELL BEAUTY SCHOOL	SHREVEPORT	LA	71104
002350	VERMILION CMTY COLLEGE	ELY	MN	55731
003697	VERMONT COLLEGE	MONTPELIER	VT	05602
003696	VERMONT ST AG C & U	BURLINGTON	VT	05405
003698	VERMONT TECHNICAL COLLEGE	RANDOLPH CTR	VT	05061
010060	VERNON REG JUNIOR COLLEGE	VERNON	TX	76384
450682	VICTOR GEORGE BEAUTY ACADEMY	YOUNGSTOWN	OH	44503
001335	VICTOR VALLEY COLLEGE	VICTORVILLE	CA	92392
012020	VICTORIA BEAUTY COLLEGE	VICTORIA	TX	77901
003662	VICTORIA COLLEGE	VICTORIA	TX	77901
530434	VIDEO TECHNICAL INSTITUTE	DALLAS	TX	75207
002896	VILLA MARIA COLLEGE BFLO	BUFFALO	NY	14225
003388	VILLANOVA UNIVERSITY	VILLANOVA	PA	19085
011697	VINAL REGIONAL VOCATIONAL-TECHNICAL SCHOOL	MIDDLETOWN	CT	06457
010151	VINCENNES BEAUTY COLLEGE	VINCENNES	IN	47591
001843	VINCENNES UNIVERSITY	VINCENNES	IN	47591
008841	VIRGIN ISLANDS, COLLEGE OF	SAINT THOMAS	VI	00801
003745	VIRGINIA ALL CAM, U OF	CHARLOTTESVL	VA	22903
003747	VIRGINIA CLINCH VALLEY C, U	WISE	VA	24293
003735	VIRGINIA COMMONWEALTH U	RICHMOND	VA	23284
009736	VIRGINIA FARRELL BEAUTY SCHOOL	DETROIT	MI	48220
003752	VIRGINIA INTERMONT C	BRISTOL	VA	24201
006968	VIRGINIA MAIN CAMPUS, U OF	CHARLOTTESVL	VA	22903
003753	VIRGINIA MILITARY INST	LEXINGTON	VA	24450
003754	VIRGINIA POLY INST AND ST U	BLACKSBURG	VA	24061
003764	VIRGINIA STATE UNIV	PETERSBURG	VA	23803
003766	VIRGINIA UNION UNIVERSITY	RICHMOND	VA	23220
003767	VIRGINIA WESLEYAN COLLEGE	NORFOLK	VA	23502
003760	VIRGINIA WESTERN C C	ROANOKE	VA	24015
007468	VISUAL ARTS, SCHOOL OF	NEW YORK	NY	10010
003911	VITERBO COLLEGE	LA CROSSE	WI	54601
005766	VOCATIONAL NURSING SCH OF CALIFORNIA	ANAHEIM	CA	92804
010053	VOCATIONAL TECH	MUSKOGEE	OK	74401
009912	VOLUNTEER ST CMTY COLLEGE	GALLATIN	TN	37066
003455	VOORHEES COLLEGE	DENMARK	SC	29042
010163	W I T C O	INDIANAPOLIS	IN	46218

INSTITUTIONS IN THE NLS-72 POSTSECONDARY SCHOOL TRANSCRIPT SURVEY
BY SCHOOL NAME

PAGE 73

<u>FICE</u>	<u>SCHOOL</u>	<u>CITY</u>	<u>ST</u>	<u>ZIP</u>
012126	W W HOLDING TECH INST	RALEIGH	NC	27603
001844	WABASH COLLEGE	CRAWFORDSVL	IN	47933
005251	WADENA AREA VOCATIONAL-TECHNICAL INSTITUTE	WADENA	MN	56482
002899	WAGNER COLLEGE	STATEN ISLAND	NY	10301
002978	WAKE FOREST UNIVERSITY	WINSTON-SALEM	NC	27109
004844	WAKE TECHNICAL COLLEGE	RALEIGH	NC	27603
001895	WALDORF COLLEGE	FOREST CITY	IA	50436
190089	WALKER BEAUTY ACADEMY	PENSACOLA	FL	32505
001058	WALKER COLLEGE	JASPER	AL	35501
109068	WALKER COUNTY STATE TECHNICAL COLLEGE	SUMITON	AL	35148
380013	WALKERS ACADEMY OF DEALING	LAS VEGAS	NV	89121
005006	WALLA WALLA CMTY COLLEGE	WALLA WALLA	WA	99362
007871	WALLACE ST CC-HNCV	HANCEVILLE	AL	35077
004071	WALSH C ACCTY & BUS ADMIN	TROY	MI	48084
008863	WALTERS ST CMTY COLLEGE	MORRISTOWN	TN	37814
008848	WARNER SOUTHERN COLLEGE	LAKE WALES	FL	33853
002979	WARREN WILSON COLLEGE	SWANNANOA	NC	28778
011026	WARRENSBURG AREA VOCATIONAL-TECHNICAL SCHOOL	WARRENSBURG	MO	64093
351538	WARRENSBURG AREA VOCATIONAL-TECHNICAL SCHOOL	WARRENSBURG	MO	64093
001896	WARTBURG COLLEGE	WAVERLY	IA	50677
001949	WASHBURN U OF TOPEKA	TOPEKA	KS	66621
239013	WASHBURNE TRADE SCHOOL	CHICAGO	IL	60623
003768	WASHINGTON AND LEE U	LEXINGTON	VA	24450
001462	WASHINGTON BIBLE COLLEGE	LANHAM	MD	20706
012012	WASHINGTON BUSINESS INSTITUTE	NEW YORK	NY	10003
306001	WASHINGTON BUSINESS SCHOOL	FALLS CHURCH	VA	22047
009231	WASHINGTON COUNTY VOC-TECH INSTITUTE	CALAIS	ME	04619
004526	WASHINGTON HOSPITAL CENTER SCHOOL OF NURSING	WASHINGTON	DC	20010
012843	WASHINGTON HOSPITAL CENTER SCHOOL OF NURSING	WASHINGTON	DC	20010
006582	WASHINGTON HOSPITAL SCHOOL OF NURSING	WASHINGTON	PA	15301
003389	WASHINGTON JEFF COLLEGE	WASHINGTON	PA	15301
004527	WASHINGTON SCHOOL FOR SECRETARIES	WASHINGTON	DC	20006
003800	WASHINGTON ST UNIVERSITY	PULLMAN	WA	99164
012003	WASHINGTON TECHNICAL INSTITUTE	SEATTLE	WA	98121
002520	WASHINGTON UNIVERSITY	SAINT LOUIS	MO	63130
007526	WASHINGTON-HOLMES AREA VOC-TECH SCHOOL	CHIPLEY	FL	324.8
003798	WASHINGTON, UNIVERSITY OF	SEATTLE	WA	98195
002328	WASHTENAW CMTY COLLEGE	ANN ARBOR	MI	48106
350060	WATER & WASTEWATER TECHNICAL SCHOOL	NEOSHO	MO	64850
001423	WATERBURY ST TECH COLLEGE	WATERBURY	CT	06708
007944	WATTERSON COLLEGE	LOUISVILLE	KY	40213
029034	WATTERSON COLLEGE	LOUISVILLE	KY	40218
006931	WAUBONSEE CMTY COLLEGE	SUGAR GROVE	IL	60554
005294	WAUKESHA COUNTY TECH INST	PEWAUKEE	WI	53072
009258	WAUKESHA COUNTY TECH INST	PEWAUKEE	WI	53072
590159	WAUWATOSA INSTITUTE OF REAL ESTATE	MILWAUKEE	WI	53226
029028	WAYCROSS JUNIOR COLLEGE	WAYCROSS	GA	31501
005511	WAYCROSS-WARE CO VOCATIONAL-TECHNICAL SCHOOL	WAYCROSS	GA	31501
003663	WAYLAND BAPTIST COLLEGE	PLAINVIEW	TX	79072
002980	WAYNE COMMUNITY COLLEGE	GOLDSBORO	NC	27530
009230	WAYNE COUNTY CMTY COLLEGE	DETROIT	MI	48226
007324	WAYNE SCHOOL-HOME STUDY	CHICAGO	IL	60605

INSTITUTIONS IN THE NLS-72 POSTSECONDARY SCHOOL TRANSCRIPT SURVEY
BY SCHOOL NAME

PAGE 74

<u>FICE</u>	<u>SCHOOL</u>	<u>CITY</u>	<u>ST</u>	<u>ZIP</u>
002566	WAYNE STATE COLLEGE	WAYNE	NE	68787
002329	WAYNE STATE UNIVERSITY	DETROIT	MI	48202
003391	WAYNESBURG COLLEGE	WAYNESBURG	PA	15370
002900	WEBB INST OF NAVAL ARCH	GLEN COVE	NY	11542
001540	WEBBER COLLEGE	BABSON PARK	FL	33827
003680	WEBER STATE COLLEGE	OGDEN	UT	84408
002521	WEBSTER UNIVERSITY	SAINT LOUIS	MO	63119
002224	WELLESLEY COLLEGE	WELLESLEY	MA	02181
002901	WELLS COLLEGE	AURORA	NY	13026
003801	WENATCHEE VALLEY COLLEGE	WENATCHEE	WA	98801
008572	WENDELLS KNOXVILLE SCHOOL OF BEAUTY CULTURE	KNOXVILLE	TN	37902
002225	WENTWORTH INSTITUTE	BOSTON	MA	02115
001433	WESLEY COLLEGE	DOVER	DE	19901
001424	WESLEYAN UNIVERSITY	MIDDLETOWN	CT	06457
003328	WEST CHESTER ST COLLEGE	WEST CHESTER	PA	19380
008716	WEST COAST U ALL CAMPUSES	LOS ANGELES	CA	90020
003955	WEST FLORIDA,U OF	PENSACOLA	FL	32504
001601	WEST GEORGIA COLLEGE	CARROLLTON	GA	30118
001176	WEST HILLS COLLEGE	COALINGA	CA	93210
011337	WEST JERSEY HOSPITAL SCHOOL OF X-RAY TECHN	CAMDEN	NJ	08104
005490	WEST KENTUCKY STATE VOC-TECH SCHOOL	PADUCAH	KY	42001
003823	WEST LIBERTY ST COLLEGE	WEST LIBERTY	WV	26074
010996	WEST LOS ANGELES COLLEGE	CULVER CITY	CA	90230
009170	WEST LOS ANGELES,U OF	CULVER CITY	CA	90230
012116	WEST PALM BEACH JR COL	WEST PALM BEACH	FL	33461
009187	WEST SIDE INST TECHNOLOGY	CLEVELAND	OH	44102
005366	WEST SIDE TECH SCHOOL	KINGSTON	PA	18704
230182	WEST SUBURBAN HOSPITAL SCHOOL OF NURSING	OAK PARK	IL	60302
004947	WEST TENNESSEE BUSINESS COLLEGE	JACKSON	TN	38301
003665	WEST TEXAS ST UNIVERSITY	CANYON	TX	79016
001338	WEST VALLEY COLLEGE	SARATOGA	CA	95070
010579	WEST VALLEY OCCUPATIONAL CENTER	WOODLAND HILLS	CA	91367
006869	WEST VIRGINIA C GRAD STUDIES	INSTITUTE	WV	25112
008501	WEST VIRGINIA CAREER COLLEGE	CLARKSBURG	WV	26301
009418	WEST VIRGINIA CAREER COLLEGE	FAIRMONT	WV	26554
011022	WEST VIRGINIA CAREER COLLEGE	WHEELING	WV	26003
003825	WEST VIRGINIA INST TECH	MONTGOMERY	WV	25136
009054	WEST VIRGINIA NORTHERN CC	WHEELING	WV	26003
011245	WEST VIRGINIA SCH OSTEO MED	LEWISBURG	WV	24901
003826	WEST VIRGINIA ST C	INSTITUTE	WV	25112
003827	WEST VIRGINIA UNIVERSITY	MORGANTOWN	WV	26506
003830	WEST VIRGINIA WESLEYAN C	BUCKHANNON	WV	26201
001110	WESTARK COMMUNITY COLLEGE	FORT SMITH	AR	72913
011513	WESTBROOK BTY CL	WYOMING	MI	49508
002056	WESTBROOK COLLEGE	PORTLAND	ME	04103
005208	WESTCHESTER BUS INST	WHITE PLAINS	NY	10602
002881	WESTCHESTER CMTY COLLEGE	VALHALLA	NY	10595
001339	WESTERN BAPTIST COLLEGE	SALEM	OR	97302
006741	WESTERN BIBLE COLLEGE	MORRISON	CO	80465
009079	WESTERN BUSINESS COLLEGE	PORTLAND	OR	97204
002981	WESTERN CAROLINA U	CULLOWHEE	NC	28723
008106	WESTERN COLLEGE OF MEDICAL & DENTAL ASSTS	VAN NUYS	CA	91401

INSTITUTIONS IN THE NLS-72 POSTSECONDARY SCHOOL TRANSCRIPT SURVEY
BY SCHOOL NAME

PAGE 75

<u>FICE</u>	<u>SCHOOL</u>	<u>CITY</u>	<u>ST</u>	<u>ZIP</u>
001380	WESTERN CONN ST COLLEGE	DANBURY	CT	06810
001780	WESTERN ILL UNIVERSITY	MACOMB	IL	61455
007316	WESTERN IOWA TECH	SIOUX CITY	IA	51102
002002	WESTERN KY UNIVERSITY	BOWLING GREEN	KY	42101
002109	WESTERN MARYLAND COLLEGE	WESTMINSTER	MD	21157
002330	WESTERN MICH UNIVERSITY	KALAMAZOO	MI	49008
002537	WESTERN MONTANA COLLEGE	DILLON	MT	59725
010363	WESTERN NEV CMTY COLLEGE	CARSON CITY	NV	89701
002226	WESTERN NEW ENG COLLEGE	SPRINGFIELD	MA	01119
002664	WESTERN NM UNIVERSITY	SILVER CITY	NM	88061
003146	WESTERN OKLAHOMA STATE C	ALTUS	OK	73521
003209	WESTERN OREGON ST C	MONMOUTH	OR	97361
006583	WESTERN PENNSYLVANIA HOSP SCH OF NURSING	PITTSBURGH	PA	15224
002982	WESTERN PIEDMONT CC	MORGANTON	NC	28655
001372	WESTERN ST COLLEGE COLO	GUNNISON	CO	81230
029038	WESTERN ST U C LAW ALL CAM	FULLERTON	CA	92631
003802	WESTERN WASH UNIVERSITY	BELLINGHAM	WA	98225
003840	WESTERN WIS TECH INST	LA CROSSE	WI	54601
002189	WESTFIELD STATE COLLEGE	WESTFIELD	MA	01086
002523	WESTMINSTER COLLEGE	FULTON	MO	65251
003392	WESTMINSTER COLLEGE	NEW WILMINGTON	PA	16142
003681	WESTMINSTER COLLEGE	SALT LAKE CY	UT	84105
001341	WESTMONT COLLEGE	SANTA BARBARA	CA	93108
010176	WESTMORELAND COUNTY CC	YOUNGWOOD	PA	15697
003668	WHARTON CO JR COLLEGE	WHARTON	TX	77488
010364	WHATCOM CMTY COLLEGE	BELLINGHAM	WA	98225
001781	WHEATON COLLEGE	WHEATON	IL	60187
002227	WHEATON COLLEGE	NORTON	MA	02766
007579	WHEELING BEAUTY COLLEGE	WHEELING	WV	26003
003831	WHEELING COLLEGE	WHEELING	WV	26003
002228	WHELOCK COLLEGE	BOSTON	MA	02215
190102	WHITAKER'S BEAUTY ACADEMY	BARTOW	FL	33830
003803	WHITMAN COLLEGE	WALLA WALLA	WA	99362
001342	WHITTIER COLLEGE	WHITTIER	CA	90608
003804	WHITWORTH COLLEGE	SPOKANE	WA	99251
001950	WICHITA STATE UNIVERSITY	WICHITA	KS	67208
005498	WICHITA TECHNICAL INSTITUTE	WICHITA	KS	67213
003313	WIDENER C OF WIDENER U	CHESTER	PA	19013
003141	WILBERFORCE UNIVERSITY	WILBERFORCE	OH	45384
169017	WILCOX REGIONAL VOCATIONAL-TECHNICAL SCHOOL	MERIDEN	CT	06450
003669	WILEY COLLEGE	MARSHALL	TX	75670
010465	WILFRED ACADEMY OF HAIR & BEAUTY CULTURE	SUCCASUNNA	NJ	07876
009127	WILFRED ACADEMY OF HAIR & BEAUTY CULTURE	TOTOWA	NJ	07511
007798	WILFRED ACADEMY OF HAIR & BEAUTY CULTURE	PATCHOGUE	NY	11772
420179	WILFRED ACADEMY OF HAIR & BEAUTY CULTURE	SELDEN	NY	11784
480608	WILFRED BEAUTY SCHOOL	UPPER DARBY	PA	19082
007983	WILKES BARRE HOSP NS SCL	WILKES BARRE	PA	18764
003394	WILKES COLLEGE	WILKES-BARRE	PA	18766
003989	WILKES COLLEGE	WILKES-BARRE	PA	18766
002983	WILKES COMMUNITY COLLEGE	WILKESBORO	NC	28697
003227	WILLAMETTE UNIVERSITY	SALEM	OR	97301
003705	WILLIAM AND MARY, C OF	WILLIAMSBURG	VA	23185

INSTITUTIONS IN THE NLS-72 POSTSECONDARY SCHOOL TRANSCRIPT SURVEY
BY SCHOOL NAME

PAGE 76

<u>FICE</u>	<u>SCHOOL</u>	<u>CITY</u>	<u>ST</u>	<u>ZIP</u>
005238	WILLIAM BOOTH MEM HOSP SCH OF PRAC NURSING	COVINGTON	KY	41011
002447	WILLIAM CAREY COLLEGE	HATTIESBURG	MS	39401
002524	WILLIAM JEWELL COLLEGE	LIBERTY	MO	64068
002625	WILLIAM PATERSON COLLEGE	WAYNE	NJ	07470
001900	WILLIAM PENN COLLEGE	OSKALOOSA	IA	52577
002525	WILLIAM WOODS COLLEGE	FULTON	MO	65251
002229	WILLIAMS COLLEGE	WILLIAMSTOWN	MA	01267
481055	WILLIAMSON FREE SCHOOL OF MECHANICAL TRADES	MEDIA	PA	19063
003395	WILLIAMSPORT AREA CC	WILLIAMSPORT	PA	17701
005252	WILLMAR AREA VOCATIONAL-TECHNICAL INSTITUTE	WILLMAR	MN	56201
459105	WILLOUGHBY-EAST LAKE SCH OF PRAC NURSING	WILLOUGHBY	OH	44094
010663	WILMA BOYD CAREER SCHOOL	PITTSBURGH	PA	15219
007948	WILMINGTON COLLEGE	NEW CASTLE	DE	19720
003142	WILMINGTON COLLEGE	WILMINGTON	OH	45177
008968	WILSON AVIATION ACADEMY	KANSAS CITY	KS	66115
004845	WILSON CO TECHNICAL INST	WILSON	NC	27893
003396	WILSON COLLEGE	CHAMBERSBURG	PA	17201
231673	WILTON SCHOOL OF CAKE DECORATING	CHICAGO	IL	60643
007311	WINDHAM REGIONAL VOCATIONAL-TECHNICAL SCHOOL	WILLIMANTIC	CT	06226
002985	WINGATE COLLEGE	WINGATE	NC	28174
002394	WINONA STATE UNIVERSITY	WINONA	MN	55987
002986	WINSTON-SALEM STATE U	WINSTON-SALEM	NC	27102
003456	WINTHROP COLLEGE	ROCK HILL	SC	29733
003913	WISCONSIN CONSV OF MUSIC	MILWAUKEE	WI	53202
003897	WISCONSIN CTR SYS,U OF	MADISON	WI	53706
003917	WISCONSIN EAU CLAIRE,U OF	EAU CLAIRE	WI	54701
003899	WISCONSIN GREEN BAY,U OF	GREEN BAY	WI	54302
003919	WISCONSIN LA CROSSE,U OF	LA CROSSE	WI	54601
003895	WISCONSIN MADISON,U OF	MADISON	WI	53706
004454	WISCONSIN MADISON,U OF	MADISON	WI	53706
003896	WISCONSIN MILWAUKEE,U OF	MILWAUKEE	WI	53201
009630	WISCONSIN OSHKOSH,U OF	OSHKOSH	WI	54901
005015	WISCONSIN PARKSIDE,U OF	KENOSHA	WI	53141
003921	WISCONSIN PLATTEVL,U OF	PLATTEVILLE	WI	53818
003923	WISCONSIN RIVER FALLS, U OF	RIVER FALLS	WI	54022
009621	WISCONSIN SCHOOL ELECS	MADISON	WI	53704
003924	WISCONSIN STEVENS POINT, U OF	STEVENS POINT	WI	54481
003915	WISCONSIN STOUT,U OF	MENOMONIE	WI	54751
003925	WISCONSIN SUPERIOR,U OF	SUPERIOR	WI	54880
003898	WISCONSIN SYS ALL INST, U OF	MADISON	WI	53706
003905	WISCONSIN SYS ALL INST, U OF	MADISON	WI	53706
003909	WISCONSIN SYS ALL INST, U OF	MADISON	WI	53706
005016	WISCONSIN SYS ALL INST, U OF	MADISON	WI	53706
005017	WISCONSIN SYS ALL INST, U OF	MADISON	WI	53706
011459	WISCONSIN SYS ALL INST, U OF	MADISON	WI	53706
003926	WISCONSIN WHITEWATER,U OF	WHITEWATER	WI	53190
241584	WISHARD MEMORIAL HOSPITAL SCH OF NURSING	INDIANAPOLIS	IN	46202
199010	WITHLACOOCHEE VOCATIONAL-TECHNICAL CENTER	INVERNESS	FL	32650
003143	WITTENBERG UNIVERSITY	SPRINGFIELD	OH	45501
002391	WM MITCHELL COLLEGE LAW	SAINT PAUL	MN	55105
003457	WOFFORD COLLEGE	SPARTANBURG	SC	29301
011749	WOOD COUNTY VOC SCHOOL--PRACTICAL NURSE PROG	PARKERSBURG	WV	26101

INSTITUTIONS IN THE NLS-72 POSTSECONDARY SCHOOL TRANSCRIPT SURVEY
 BY SCHOOL NAME

PAGE 77

<u>FICE</u>	<u>SCHOOL</u>	<u>CITY</u>	<u>ST</u>	<u>ZIP</u>
002448	WOOD JUNIOR COLLEGE	MATHISTON	MS	39752
569003	WOODROW WILSON REHABILITATION CENTER	FISHERSVILLE	VA	22939
149504	WOODRUFF REGIONAL OCCUPATIONAL CENTER	STOCKTON	CA	95203
004863	WOOSTER BUSINESS COLLEGE	WOOSTER	OH	44691
003037	WOOSTER, COLLEGE OF	WOOSTER	OH	44691
006355	WORCESTER CITY HOSPITAL SCHOOL OF NURSING	WORCESTER	MA	01610
006356	WORCESTER HOHNEMANN HOSP SCHOOL OF NURSING	WORCESTER	MA	01605
005546	WORCESTER INDUSTRIAL TECHNICAL INSTITUTE	WORCESTER	MA	01608
002232	WORCESTER JUNIOR COLLEGE	WORCESTER	MA	01610
002233	WORCESTER POLY INSTITUTE	WORCESTER	MA	01609
002190	WORCESTER STATE COLLEGE	WORCESTER	MA	01602
310301	WORCHESTER VOCATIONAL TECHNICAL HIGH SCHOOL	WORCESTER	MA	01608
002395	WORTHINGTON CMTY COLLEGE	WORTHINGTON	MN	56187
009168	WRIGHT ST U	DAYTON	OH	45435
009167	WRIGHT ST U	DAYTON	OH	45435
009169	WRIGHT ST U	CELINA	OH	45822
009157	WYOMING TECHNICAL INSTITUTE	LARAMIE	WY	82070
003932	WYOMING, UNIV	LARAMIE	WY	82071
003144	XAVIER UNIVERSITY	CINCINNATI	OH	45207
002032	XAVIER UNIVERSITY OF LA	NEW ORLEANS	LA	70125
010570	YAKIMA BUSINESS COLLEGE	YAKIMA	WA	98902
003805	YAKIMA VALLEY CC	YAKIMA	WA	98902
001426	YALE UNIVERSITY	NEW HAVEN	CT	06520
003476	YANKTON COLLEGE	YANKTON	SD	57078
001079	YAVAPAI COLLEGE	PRESCOTT	AZ	86301
002903	YESHIVA UNIVERSITY	NEW YORK	NY	10033
003399	YORK COLLEGE PENNSYLVANIA	YORK	PA	17405
005526	YOUNG MEMORIAL VOCATIONAL-TECHNICAL SCHOOL	MORGAN CITY	LA	70380
009837	YOUNGSTOWN C BUS-DRAFTING	YOUNGSTOWN	OH	44501
003145	YOUNGSTOWN ST UNIVERSITY	YOUNGSTOWN	OH	44555
001344	YUBA COLLEGE	MARYSVILLE	CA	95901
100077	ZODIAC SCHOOL OF BEAUTY	BIRMINGHAM	AL	35200

APPENDIX D: Course Subject Codes in Numerical Order

257 258

* * * * *

AGRIBUSINESS AND AGRICULTURAL PRODUCTION

CIP CODE	COURSE TITLE
-----	-----

AGRICULTURAL BUSINESS AND MANAGEMENT

010101	AGRICULTURAL BUSINESS AND MANAGEMENT, GENERAL
010102	AGRICULTURAL BUSINESS
010103	AGRICULTURAL ECONOMICS
010104	FARM AND RANCH MANAGEMENT
010199	AGRICULTURAL BUSINESS AND MANAGEMENT, OTHER

AGRICULTURAL MECHANICS

010201	AGRICULTURAL MECHANICS, GENERAL
010202	AGRICULTURAL ELECTRIFICATION, POWER, AND CONTROLS
010203	AGRICULTURAL MECHANICS, CONSTRUCTION, AND MAINTENANCE SKILLS
010204	AGRICULTURAL POWER MACHINERY
010205	AGRICULTURAL STRUCTURES, EQUIPMENT, AND FACILITIES
010206	SOIL AND WATER MECHANICAL PRACTICES
010299	AGRICULTURAL MECHANICS, OTHER

AGRICULTURAL PRODUCTION

010301	AGRICULTURAL PRODUCTION, GENERAL
010302	ANIMAL PRODUCTION
010303	AQUACULTURE
010304	CROP PRODUCTION
010305	GAME FARM MANAGEMENT
010399	AGRICULTURAL PRODUCTION, OTHER

AGRICULTURAL PRODUCTS AND PROCESSING

010401	AGRICULTURAL PRODUCTS AND PROCESSING, GENERAL
010402	FOOD PRODUCTS
010403	NONFOOD PRODUCTS
010499	AGRICULTURAL PRODUCTS AND PROCESSING, OTHER

AGRICULTURAL SERVICES AND SUPPLIES

010501 AGRICULTURAL SERVICES AND SUPPLIES, GENERAL
 010502 AGRICULTURAL SERVICES
 010503 AGRICULTURAL SUPPLIES MARKETING
 010504 ANIMAL GROOMING
 010505 ANIMAL TRAINING
 010506 HORSESHOEING
 010599 AGRICULTURAL SERVICES AND SUPPLIES, OTHER

HORTICULTURE

010601 HORTICULTURE, GENERAL
 010602 ARBORICULTURE
 010603 FLORICULTURE
 010604 GREENHOUSE OPERATION AND MANAGEMENT
 010605 LANDSCAPING
 010606 NURSERY OPERATION AND MANAGEMENT
 010607 TURF MANAGEMENT
 010699 HORTICULTURE, OTHER

INTERNATIONAL AGRICULTURE

010701 INTERNATIONAL AGRICULTURE

AGRIBUSINESS AND AGRICULTURAL PRODUCTION, OTHER

019999 AGRIBUSINESS AND AGRICULTURAL PRODUCTION, OTHER

* * * * *

AGRICULTURAL SCIENCES

CIP CODE COURSE TITLE

AGRICULTURAL SCIENCES, GENERAL

020101 AGRICULTURAL SCIENCES, GENERAL

ANIMAL SCIENCES

020201 ANIMAL SCIENCES, GENERAL

020202 ANIMAL BREEDING AND GENETICS

020203 ANIMAL HEALTH
020204 ANIMAL NUTRITION
020205 ANIMAL PHYSIOLOGY
020206 DAIRY
020207 FISHERIES SCIENCE
020208 LIVESTOCK
020209 POULTRY
020299 ANIMAL SCIENCES, OTHER
FOOD SCIENCES
020301 FOOD SCIENCES, GENERAL
020302 DAIRY PROCESSING
020303 FOOD DISTRIBUTION
020304 FOOD ENGINEERING
020305 FOOD PACKAGING
020306 FOOD TECHNOLOGY
020399 FOOD SCIENCES, OTHER
PLANT SCIENCES
020401 PLANT SCIENCES, GENERAL
020402 AGRONOMY
020403 HORTICULTURE SCIENCE
020404 ORNAMENTAL HORTICULTURE
020405 PLANT BREEDING AND GENETICS
020406 PLANT PATHOLOGY (APPLIED)
020407 PLANT PHYSIOLOGY
020408 PLANT PROTECTION (PEST MANAGEMENT)
020409 RANGE MANAGEMENT
020410 TURF MANAGEMENT SCIENCE
020499 PLANT SCIENCES, OTHER

SOIL SCIENCES

020501 SOIL SCIENCES, GENERAL
 020502 SOIL CHEMISTRY
 020503 SOIL CONSERVATION
 020504 SOIL MANAGEMENT AND FERTILITY
 020505 SOIL MICROBIOLOGY
 020506 SOIL PHYSICS
 020599 SOIL SCIENCES, OTHER

AGRICULTURAL SCIENCES, OTHER

029999 AGRICULTURAL SCIENCES, OTHER

* * * * *

RENEWABLE NATURAL RESOURCES

CIP CODE COURSE TITLE

RENEWABLE NATURAL RESOURCES, GENERAL

030101 RENEWABLE NATURAL RESOURCES, GENERAL
 CONSERVATION AND REGULATION
 030201 CONSERVATION AND REGULATION, GENERAL
 030202 CONSERVATION
 030203 RESOURCES PROTECTION AND REGULATION
 030299 CONSERVATION AND REGULATION, OTHER

FISHING AND FISHERIES

030301 FISHING AND FISHERIES, GENERAL
 COMMERCIAL FISHING OPERATION (SEE 490303)
 030302 FISHERIES
 030399 FISHING AND FISHERIES, OTHER

FORESTRY PRODUCTION AND PROCESSING

030401 FORESTRY PRODUCTION AND PROCESSING, GENERAL
 030402 FOREST PRODUCTION
 030403 FOREST PRODUCTS UTILIZATION

030404 FOREST PRODUCTS PROCESSING TECHNOLOGY
 030405 LOGGING
 030406 PULP AND PAPER PRODUCTION
 030499 FORESTRY PRODUCTION AND PROCESSING, OTHER
 FORESTRY AND RELATED SCIENCES
 030501 FORESTRY AND RELATED SCIENCES, GENERAL
 030502 FORESTRY SCIENCE
 030503 FOREST BIOLOGY
 030504 FOREST ENGINEERING
 030505 FOREST HYDROLOGY
 030506 FOREST MANAGEMENT
 030507 FOREST MENSURATION
 030508 URBAN FORESTRY
 030509 WOOD SCIENCE
 030599 FORESTRY AND RELATED SCIENCES, OTHER
 WILDLIFE MANAGEMENT
 030601 WILDLIFE MANAGEMENT
 RENEWABLE NATURAL RESOURCES, OTHER
 039999 RENEWABLE NATURAL RESOURCES, OTHER
 * * * * *
 ARCHITECTURE AND ENVIRONMENTAL DESIGN
 CIP CODE COURSE TITLE
 ----- -----
 ARCHITECTURE AND ENVIRONMENTAL DESIGN, GENERAL
 040101 ARCHITECTURE AND ENVIRONMENTAL DESIGN, GENERAL
 ARCHITECTURE
 040201 ARCHITECTURE
 CITY, COMMUNITY, AND REGIONAL PLANNING
 040301 CITY, COMMUNITY, AND REGIONAL PLANNING

ENVIRONMENTAL DESIGN

040401 ENVIRONMENTAL DESIGN

INTERIOR DESIGN

040501 INTERIOR DESIGN

LANDSCAPE ARCHITECTURE

040601 LANDSCAPE ARCHITECTURE

URBAN DESIGN

040701 URBAN DESIGN

ARCHITECTURE AND ENVIRONMENTAL DESIGN, OTHER

049999 ARCHITECTURE AND ENVIRONMENTAL DESIGN, OTHER

* * * * *

AREA AND ETHNIC STUDIES

CIP CODE COURSE TITLE

AREA STUDIES

050101 AFRICAN STUDIES

050102 AMERICAN STUDIES

050103 ASIAN STUDIES, GENERAL

050104 EAST ASIAN STUDIES

050105 EASTERN EUROPEAN STUDIES

050106 EUROPEAN STUDIES, GENERAL

050107 LATIN AMERICAN STUDIES

050108 MIDDLE EASTERN STUDIES

050109 PACIFIC AREA STUDIES

050110 RUSSIAN AND SLAVIC STUDIES

050111 SCANDINAVIAN STUDIES

050112 SOUTH ASIAN STUDIES

050113 SOUTHEAST ASIAN STUDIES

050114 WESTERN EUROPEAN STUDIES

050199 AREA STUDIES, OTHER

ETHNIC STUDIES

050201 AFRO-AMERICAN (BLACK) STUDIES
 050202 AMERICAN INDIAN STUDIES
 050203 HISPANIC-AMERICAN STUDIES
 050204 ISLAMIC STUDIES
 050205 JEWISH STUDIES
 050299 ETHNIC STUDIES, OTHER

AREA AND ETHNIC STUDIES, OTHER

059999 AREA AND ETHNIC STUDIES, OTHER

* * * * *

BUSINESS AND MANAGEMENT

CIP CODE COURSE TITLE

BUSINESS AND MANAGEMENT, GENERAL

060101 BUSINESS AND MANAGEMENT, GENERAL

ACCOUNTING

060201 ACCOUNTING

BANKING AND FINANCE

060301 BANKING AND FINANCE

BUSINESS ADMINISTRATION AND MANAGEMENT

060401 BUSINESS ADMINISTRATION AND MANAGEMENT, GENERAL

060402 CONTRACT MANAGEMENT AND PROCUREMENT/PURCHASING

060403 PRODUCT MANAGEMENT

060404 SYSTEMS EFFICIENCY ANALYSIS

060499 BUSINESS ADMINISTRATION AND MANAGEMENT, OTHER

BUSINESS ECONOMICS

060501 BUSINESS ECONOMICS

HUMAN RESOURCES DEVELOPMENT

060601 HUMAN RESOURCES DEVELOPMENT

INSTITUTIONAL MANAGEMENT

060701 HOTEL/MOTEL MANAGEMENT
 060702 RECREATIONAL ENTERPRISES MANAGEMENT
 060703 RESORT MANAGEMENT
 060704 RESTAURANT MANAGEMENT
 060705 TRANSPORTATION MANAGEMENT
 060799 INSTITUTIONAL MANAGEMENT, OTHER

INSURANCE AND RISK MANAGEMENT

060801 INSURANCE AND RISK MANAGEMENT

INTERNATIONAL BUSINESS MANAGEMENT

060901 INTERNATIONAL BUSINESS MANAGEMENT

INVESTMENTS AND SECURITIES

061001 INVESTMENTS AND SECURITIES

LABOR/INDUSTRIAL RELATIONS

061101 LABOR/INDUSTRIAL RELATIONS

MANAGEMENT INFORMATION SYSTEMS

061201 MANAGEMENT INFORMATION SYSTEMS

MANAGEMENT SCIENCE

061301 BUSINESS STATISTICS
 061302 OPERATIONS RESEARCH (QUANTITATIVE METHODS)
 061399 MANAGEMENT SCIENCE, OTHER

MARKETING MANAGEMENT AND RESEARCH

061401 MARKETING MANAGEMENT
 061402 MARKETING RESEARCH
 061499 MARKETING MANAGEMENT AND RESEARCH, OTHER

ORGANIZATIONAL BEHAVIOR

061501 ORGANIZATIONAL BEHAVIOR

PERSONNEL MANAGEMENT

061601 PERSONNEL MANAGEMENT

REAL ESTATE

061701 REAL ESTATE, GENERAL

061702 COMMERCIAL PROPERTY

061703 PROPERTY MANAGEMENT

061704 REAL ESTATE APPRAISAL

061705 REAL ESTATE FINANCE

061706 REAL ESTATE LAW

061707 RESIDENTIAL PROPERTY

061799 REAL ESTATE, OTHER

SMALL BUSINESS MANAGEMENT AND OWNERSHIP

061801 SMALL BUSINESS MANAGEMENT

061802 SMALL BUSINESS OWNERSHIP

061899 SMALL BUSINESS MANAGEMENT AND OWNERSHIP, OTHER

TAXATION

061901 TAXATION

TRADE AND INDUSTRIAL SUPERVISION AND MANAGEMENT

062001 TRADE AND INDUSTRIAL SUPERVISION AND MANAGEMENT

BUSINESS AND MANAGEMENT, OTHER

069999 BUSINESS AND MANAGEMENT, OTHER

* * * * *

BUSINESS AND OFFICE

CIP CODE COURSE TITLE

ACCOUNTING, BOOKKEEPING, AND RELATED PROGRAMS

070101 ACCOUNTING, BOOKKEEPING, AND RELATED PROGRAMS, GENERAL

070102 ACCOUNTING AND COMPUTING

070103 BOOKKEEPING

070104 MACHINE BILLING, BOOKKEEPING, AND COMPUTING

070199 ACCOUNTING, BOOKKEEPING, AND RELATED PROGRAMS, OTHER
 BANKING AND RELATED FINANCIAL PROGRAMS

070201 BANKING AND RELATED FINANCIAL PROGRAMS, GENERAL

070202 CREDIT COLLECTION CLERK

070203 INSURANCE CLERK

070204 LOAN CLERK

070205 TELLER

070206 TRANSIT CLERK

070299 BANKING AND RELATED FINANCIAL PROGRAMS, OTHER
 BUSINESS DATA PROCESSING AND RELATED PROGRAMS

070301 BUSINESS DATA PROCESSING AND RELATED PROGRAMS, GENERAL

070302 BUSINESS COMPUTER AND CONSOLE OPERATION

070303 BUSINESS DATA ENTRY EQUIPMENT OPERATION

070304 BUSINESS DATA PERIPHERAL EQUIPMENT OPERATION

070305 BUSINESS DATA PROGRAMMING

070306 BUSINESS SYSTEMS ANALYSIS

070399 BUSINESS DATA PROCESSING AND RELATED PROGRAMS, OTHER
 OFFICE SUPERVISION AND MANAGEMENT

070401 OFFICE SUPERVISION AND MANAGEMENT
 PERSONNEL AND TRAINING PROGRAMS

070501 PERSONNEL AND TRAINING PROGRAMS, GENERAL

070502 EDUCATIONAL ASSISTING AND TRAINING

070503 PERSONNEL ASSISTING

070599 PERSONNEL AND TRAINING PROGRAMS, OTHER
 SECRETARIAL AND RELATED PROGRAMS

070601 SECRETARIAL AND RELATED PROGRAMS, GENERAL

070602 COURT REPORTING

070603 EXECUTIVE SECRETARIAL

070604 LEGAL SECRETARIAL

070605 MEDICAL SECRETARIAL
 070606 SECRETARIAL
 070607 STENOGRAPHIC
 070608 WORD PROCESSING
 070699 SECRETARIAL AND RELATED PROGRAMS, OTHER
 TYPING, GENERAL OFFICE, AND RELATED PROGRAMS
 070701 TYPING, GENERAL OFFICE, AND RELATED PROGRAMS, GENERAL
 070702 CLERK-TYPIST
 070703 CORRESPONDENCE CLERK
 070704 DUPLICATING MACHINE OPERATION
 070705 GENERAL OFFICE CLERK
 070706 MAIL AND ORDER CLERK
 070707 RECEPTIONIST AND COMMUNICATION SYSTEMS OPERATION
 070708 SHIPPING, RECEIVING, AND STOCK CLERK
 070709 TRAFFIC, RATE, AND TRANSPORTATION CLERK
 070710 TYPING
 070799 TYPING, GENERAL OFFICE, AND RELATED PROGRAMS, OTHER
 BUSINESS AND OFFICE, OTHER
 079999 BUSINESS AND OFFICE, OTHER

* * * * *

MARKETING AND DISTRIBUTION

CIP CODE COURSE TITLE

APPAREL AND ACCESSORIES MARKETING

080101 APPAREL AND ACCESSORIES MARKETING, GENERAL
 080102 FASHION MERCHANDISING
 080103 FASHION MODELING
 080104 FOOTWEAR MARKETING
 080105 JEWELRY MARKETING
 080199 APPAREL AND ACCESSORIES MARKETING, OTHER

BUSINESS AND PERSONAL SERVICES MARKETING

080201 BUSINESS AND PERSONAL SERVICES MARKETING, GENERAL

..... ADVERTISING (SEE 090201)

080202 DISPLAY

080203 MARKETING OF BUSINESS OR PERSONAL SERVICES

080299 BUSINESS AND PERSONAL SERVICES MARKETING, OTHER

ENTREPRENEURSHIP

080301 ENTREPRENEURSHIP, GENERAL

..... SMALL BUSINESS MANAGEMENT (SEE 061801)

..... SMALL BUSINESS OWNERSHIP (SEE 061802)

FINANCIAL SERVICES MARKETING

080401 FINANCIAL SERVICES MARKETING, GENERAL

080402 BANKING MARKETING

080403 CREDIT MARKETING

080404 CREDIT UNION MARKETING

080405 SAVINGS AND LOAN MARKETING

080406 SECURITIES AND COMMODITIES MARKETING

080499 FINANCIAL SERVICES MARKETING, OTHER

FLORISTRY, FARM AND GARDEN SUPPLIES MARKETING

080501 FLORISTRY, FARM AND GARDEN SUPPLIES MARKETING, GENERAL

080502 FARM AND GARDEN SUPPLIES MARKETING

080503 FLORISTRY

080599 FLORISTRY, FARM AND GARDEN SUPPLIES MARKETING, OTHER

FOOD MARKETING

080601 FOOD MARKETING, GENERAL

080602 CONVENIENCE STORE MARKETING

080603 SPECIALTY FOODS MARKETING

080604 SUPERMARKET MARKETING

080605 WHOLESALE FOOD MARKETING

080699 FOOD MARKETING, OTHER
 GENERAL MARKETING

080701 AUCTIONEERING

080702 INDUSTRIAL SALES

080703 INTERNATIONAL MARKETING

..... MARKETING MANAGEMENT (SEE 061401)

..... MARKETING RESEARCH (SEE 061402)

080704 PURCHASING

080705 RETAILING

080706 SALES

080707 WHOLESALING

080799 GENERAL MARKETING, OTHER
 HOME AND OFFICE PRODUCTS MARKETING

080801 HOME AND OFFICE PRODUCTS MARKETING, GENERAL

080802 APPLIANCE MARKETING

080803 BUILDING MATERIALS MARKETING

080804 FLOOR COVERINGS, DRAPERIES, AND UPHOLSTERY MARKETING

080805 FURNITURE MARKETING

080806 HARDWARE MARKETING

080807 OFFICE PRODUCTS AND EQUIPMENT MARKETING

080808 SPECIALTY HOME FURNISHINGS MARKETING

080899 HOME AND OFFICE PRODUCTS MARKETING, OTHER
 HOSPITALITY AND RECREATION MARKETING

080901 HOSPITALITY AND RECREATION MARKETING, GENERAL

..... HOTEL/MOTEL MANAGEMENT (SEE 060701)

080902 MARKETING OF HOTEL/MOTEL SERVICES

080903 MARKETING OF RECREATIONAL SERVICES

..... RECREATIONAL ENTERPRISES MANAGEMENT (SEE 060702)

080904 RECREATIONAL PRODUCTS MARKETING

..... RESORT MANAGEMENT (SEE 060703)
 RESTAURANT MANAGEMENT (SEE 060704)
 080905 WAITER/WAITRESS AND RELATED SERVICES
 080999 HOSPITALITY AND RECREATION MARKETING, OTHER
 INSURANCE MARKETING
 081001 INSURANCE MARKETING, GENERAL
 081002 ACCIDENT AND HEALTH INSURANCE MARKETING
 081003 LIFE INSURANCE MARKETING
 081004 PROPERTY AND CASUALTY INSURANCE MARKETING
 081099 INSURANCE MARKETING, OTHER
 REAL ESTATE
 REAL ESTATE, GENERAL (SEE 061701)
 COMMERCIAL PROPERTY (SEE 061702)
 PROPERTY MANAGEMENT (SEE 061703)
 REAL ESTATE APPRAISAL (SEE 061704)
 REAL ESTATE FINANCE (SEE 061705)
 REAL ESTATE LAW (SEE 061706)
 RESIDENTIAL PROPERTY (SEE 061707)
 REAL ESTATE, OTHER (SEE 061799)
 TRANSPORTATION AND TRAVEL MARKETING
 081101 TRANSPORTATION AND TRAVEL MARKETING, GENERAL
 081102 FREIGHT TRANSPORTATION MARKETING
 081103 PASSENGER TRANSPORTATION MARKETING
 081104 TOURISM
 TRANSPORTATION MANAGEMENT (SEE 060705)
 081105 TRAVEL SERVICES MARKETING
 061106 WAREHOUSE SERVICES MARKETING
 081199 TRANSPORTATION AND TRAVEL MARKETING, OTHER

VEHICLES AND PETROLEUM MARKETING

081201 VEHICLES AND PETROLEUM MARKETING, GENERAL
 081202 AGRICULTURAL IMPLEMENTS AND MACHINERY MARKETING
 081203 AUTOMOTIVE VEHICLES AND ACCESSORIES MARKETING
 081204 PETROLEUM WHOLESALING
 081205 RECREATIONAL VEHICLES AND ACCESSORIES MARKETING
 081206 SERVICE STATION RETAILING
 081207 VEHICLE RENTAL AND LEASING
 081299 VEHICLES AND PETROLEUM MARKETING, OTHER
 MARKETING AND DISTRIBUTION, OTHER
 089999 MARKETING AND DISTRIBUTION, OTHER

* * * * *

COMMUNICATIONS

<u>CIP CODE</u>	<u>COURSE TITLE</u>
	COMMUNICATIONS, GENERAL
090101	COMMUNICATIONS, GENERAL
	ADVERTISING
090201	ADVERTISING
	COMMUNICATIONS RESEARCH
090301	COMMUNICATIONS RESEARCH
	JOURNALISM (MASS COMMUNICATIONS)
090401	JOURNALISM (MASS COMMUNICATIONS)
	PUBLIC RELATIONS
090501	PUBLIC RELATIONS
	RADIO/TELEVISION NEWS BROADCAST
090601	RADIO/TELEVISION NEWS BROADCAST
	RADIO/TELEVISION, GENERAL
090701	RADIO/TELEVISION, GENERAL

COMMUNICATIONS, OTHER

099999 COMMUNICATIONS, OTHER

* * * * *

COMMUNICATION TECHNOLOGIES

<u>CIP CODE</u>	<u>COURSE TITLE</u>
-----------------	---------------------

COMMUNICATION TECHNOLOGIES

100101	EDUCATIONAL MEDIA TECHNOLOGY
100102	MOTION PICTURE TECHNOLOGY
100103	PHOTOGRAPHIC TECHNOLOGY
100104	RADIO AND TELEVISION PRODUCTION AND BROADCASTING TECHNOLOGY
100199	COMMUNICATION TECHNOLOGIES, OTHER

* * * * *

COMPUTER AND INFORMATION SCIENCES

<u>CIP CODE</u>	<u>COURSE TITLE</u>
-----------------	---------------------

COMPUTER AND INFORMATION SCIENCES, GENERAL

110101	COMPUTER AND INFORMATION SCIENCES, GENERAL
--------	--

COMPUTER PROGRAMMING

110201	COMPUTER PROGRAMMING
--------	----------------------

DATA PROCESSING

110301	DATA PROCESSING
--------	-----------------

INFORMATION SCIENCES AND SYSTEMS

110401	INFORMATION SCIENCES AND SYSTEMS
--------	----------------------------------

SYSTEMS ANALYSIS

110501	SYSTEMS ANALYSIS
--------	------------------

COMPUTER AND INFORMATION SCIENCES, OTHER

119999	COMPUTER AND INFORMATION SCIENCES, OTHER
--------	--

* * * * *

CONSUMER, PERSONAL, AND MISCELLANEOUS SERVICES

CIP CODE	COURSE TITLE
-----	-----

DRYCLEANING AND LAUNDERING SERVICES

120101	DRYCLEANING AND LAUNDERING SERVICES, GENERAL
120102	DRYCLEANING
120103	LAUNDERING
120199	DRYCLEANING AND LAUNDERING SERVICES, OTHER

ENTERTAINMENT SERVICES

120201	ENTERTAINMENT SERVICES, GENERAL
120202	BARTENDING
120203	CARD DEALING
120204	UMPIRING
120299	ENTERTAINMENT SERVICES, OTHER

FUNERAL SERVICES

120301	FUNERAL SERVICES
--------	------------------

PERSONAL SERVICES

120401	PERSONAL SERVICES, GENERAL
120402	BARBERING
120403	COSMETOLOGY
120404	ELECTROLYSIS
120405	MASSAGE
120499	PERSONAL SERVICES, OTHER

CONSUMER, PERSONAL, AND MISCELLANEOUS SERVICES, OTHER

129999	CONSUMER, PERSONAL, AND MISCELLANEOUS SERVICES, OTHER
--------	---

275

* * * * *

EDUCATION

CIP CODE COURSE TITLE
----- -----

EDUCATION, GENERAL

130101 EDUCATION, GENERAL

BILINGUAL/BICULTURAL EDUCATION

130201 BILINGUAL/BICULTURAL EDUCATION

CURRICULUM AND INSTRUCTION

130301 CURRICULUM AND INSTRUCTION

EDUCATION ADMINISTRATION

130401 EDUCATION ADMINISTRATION, GENERAL

130402 ADMINISTRATION OF SPECIAL EDUCATION

130403 ADULT AND CONTINUING EDUCATION ADMINISTRATION

130404 EDUCATIONAL SUPERVISION

130405 ELEMENTARY AND SECONDARY EDUCATION ADMINISTRATION

130406 HIGHER EDUCATION ADMINISTRATION

130407 COMMUNITY COLLEGE EDUCATION ADMINISTRATION

130499 EDUCATION ADMINISTRATION, OTHER

EDUCATIONAL MEDIA

130501 EDUCATIONAL MEDIA

EVALUATION AND RESEARCH

130601 EVALUATION AND RESEARCH, GENERAL

130602 ADULT AND CONTINUING EDUCATION RESEARCH

130603 EDUCATIONAL STATISTICS AND RESEARCH

130604 EDUCATIONAL TESTING, EVALUATION, AND MEASUREMENT

130605 ELEMENTARY AND SECONDARY RESEARCH

130606 HIGHER EDUCATION RESEARCH

130699 EVALUATION AND RESEARCH, OTHER

INTERNATIONAL AND COMPARATIVE EDUCATION

- 130701 INTERNATIONAL AND COMPARATIVE EDUCATION
SCHOOL PSYCHOLOGY
- 130801 SCHOOL PSYCHOLOGY
SOCIAL FOUNDATIONS
- 130901 SOCIAL FOUNDATIONS
SPECIAL EDUCATION
- 131001 SPECIAL EDUCATION, GENERAL
- 131002 EDUCATION OF THE CULTURALLY DISADVANTAGED
- 131003 EDUCATION OF THE DEAF AND HEARING IMPAIRED
- 131004 EDUCATION OF THE GIFTED AND TALENTED
- 131005 EDUCATION OF THE EMOTIONALLY HANDICAPPED
- 131006 EDUCATION OF THE MENTALLY HANDICAPPED
- 131007 EDUCATION OF THE MULTIPLE HANDICAPPED
- 131008 EDUCATION OF THE PHYSICALLY HANDICAPPED
- 131009 EDUCATION OF THE VISUALLY HANDICAPPED
- 131010 REMEDIAL EDUCATION
- 131011 SPECIFIC LEARNING DISABILITIES
- 131012 SPEECH CORRECTION
- 131099 SPECIAL EDUCATION, OTHER
- STUDENT COUNSELING AND PERSONNEL SERVICES
- 131101 STUDENT COUNSELING AND PERSONNEL SERVICES
TEACHER EDUCATION, GENERAL PROGRAMS
- 131201 ADULT AND CONTINUING EDUCATION
- 131202 ELEMENTARY EDUCATION
- 131203 JUNIOR HIGH EDUCATION
- 131204 PRE-ELEMENTARY EDUCATION
- 131205 SECONDARY EDUCATION
- 121299 TEACHER EDUCATION, GENERAL PROGRAMS, OTHER

TEACHER EDUCATION, SPECIFIC SUBJECT AREAS

131301 AGRICULTURAL EDUCATION
 131302 ART EDUCATION
 131303 BUSINESS EDUCATION
 131304 DRIVER AND SAFETY EDUCATION
 131305 ENGLISH EDUCATION
 131306 FOREIGN LANGUAGES EDUCATION
 131307 HEALTH EDUCATION
 131308 HOME ECONOMICS EDUCATION
 131309 INDUSTRIAL ARTS EDUCATION
 131310 MARKETING AND DISTRIBUTIVE EDUCATION
 131311 MATHEMATICS EDUCATION
 131312 MUSIC EDUCATION
 131313 NUTRITIONAL EDUCATION
 131314 PHYSICAL EDUCATION
 131315 READING EDUCATION
 131316 SCIENCE EDUCATION
 131317 SOCIAL SCIENCE EDUCATION
 131318 SOCIAL STUDIES EDUCATION
 131319 TECHNICAL EDUCATION
 131320 TRADE AND INDUSTRIAL EDUCATION
 131399 TEACHER EDUCATION, SPECIFIC SUBJECT AREAS, OTHER
 TEACHING ENGLISH AS A SECOND LANGUAGE/FOREIGN LANGUAGE
 131401 TEACHING ENGLISH AS A SECOND LANGUAGE/FOREIGN LANGUAGE
 EDUCATION, OTHER
 139999 EDUCATION, OTHER

* * * * *

ENGINEERING

<u>CIP CODE</u>	<u>COURSE TITLE</u>
	ENGINEERING, GENERAL
140101	ENGINEERING, GENERAL
	AEROSPACE, AERONAUTICAL, AND ASTRONAUTICAL ENGINEERING
140201	AEROSPACE, AERONAUTICAL, AND ASTRONAUTICAL ENGINEERING
	AGRICULTURAL ENGINEERING
140301	AGRICULTURAL ENGINEERING
	ARCHITECTURAL ENGINEERING
140401	ARCHITECTURAL ENGINEERING
	BIOENGINEERING AND BIOMEDICAL ENGINEERING
140501	BIOENGINEERING AND BIOMEDICAL ENGINEERING
	CERAMIC ENGINEERING
140601	CERAMIC ENGINEERING
	CHEMICAL ENGINEERING
140701	CHEMICAL ENGINEERING
	CIVIL ENGINEERING
140801	CIVIL ENGINEERING
	COMPUTER ENGINEERING
140901	COMPUTER ENGINEERING
	ELECTRICAL, ELECTRONICS, AND COMMUNICATIONS ENGINEERING
141001	ELECTRICAL, ELECTRONICS, AND COMMUNICATIONS ENGINEERING
	ENGINEERING MECHANICS
141101	ENGINEERING MECHANICS
	ENGINEERING PHYSICS
141201	ENGINEERING PHYSICS

ENGINEERING SCIENCE

141301 ENGINEERING SCIENCE

ENVIRONMENTAL HEALTH ENGINEERING

141401 ENVIRONMENTAL HEALTH ENGINEERING

GEOLOGICAL ENGINEERING

141501 GEOLOGICAL ENGINEERING

GEPHYSICAL ENGINEERING

141601 GEPHYSICAL ENGINEERING

INDUSTRIAL ENGINEERING

141701 INDUSTRIAL ENGINEERING

MATERIALS ENGINEERING

141801 MATERIALS ENGINEERING

MECHANICAL ENGINEERING

141901 MECHANICAL ENGINEERING

METALLURIGICAL ENGINEERING

142001 METALLURGICAL ENGINEERING

MINING AND MINERAL ENGINEERING

142101 MINING AND MINERAL ENGINEERING

NAVAL ARCHITECTURE AND MARINE ENGINEERING

142201 NAVAL ARCHITECTURE AND MARINE ENGINEERING

NUCLEAR ENGINEERING

142301 NUCLEAR ENGINEERING

OCEAN ENGINEERING

142401 OCEAN ENGINEERING

PETROLEUM ENGINEERING

142501 PETROLEUM ENGINEERING

SURVEYING AND MAPPING SCIENCES

142601 SURVLYING AND MAPPING SCIENCES

142602 CARTOGRAPHY

SYSTEMS ENGINEERING

142701 SYSTEMS ENGINEERING

TEXTILE ENGINEERING

142801 TEXTILE ENGINEERING

ENGINEERING, OTHER

149999 ENGINEERING, OTHER

* * * * *

ENGINEERING AND ENGINEERING-RELATED TECHNOLOGIES

<u>CIP CODE</u>	<u>COURSE TITLE</u>
-----------------	---------------------

ARCHITECTURAL TECHNOLOGIES

150101 ARCHITECTURAL DESIGN AND CONSTRUCTION TECHNOLOGY

150102 ARCHITECTURAL INTERIOR DESIGN TECHNOLOGY

150199 ARCHITECTURAL TECHNOLOGIES, OTHER

CIVIL TECHNOLOGIES

150201 CIVIL TECHNOLOGY

150202 DRAFTING AND DESIGN TECHNOLOGY

150203 SURVEYING AND MAPPING TECHNOLOGY

150204 URBAN PLANNING TECHNOLOGY

150299 CIVIL TECHNOLOGIES, OTHER

ELECTRICAL AND ELECTRONIC TECHNOLOGIES

150301 COMPUTER TECHNOLOGY

150302 ELECTRICAL TECHNOLOGY

150303 ELECTRONIC TECHNOLOGY

150304 LASER ELECTRO-OPTIC TECHNOLOGY

150399 ELECTRICAL AND ELECTRONIC TECHNOLOGIES, OTHER

ELECTROMECHANICAL INSTRUMENTATION AND MAINTENANCE TECHNOLOGIES

150401 BIOMEDICAL EQUIPMENT TECHNOLOGY

150402 COMPUTER SERVICING TECHNOLOGY

150403 ELECTROMECHANICAL TECHNOLOGY

281

150404 INSTRUMENTATION TECHNOLOGY

150499 ELECTROMECHANICAL INSTRUMENTATION AND MAINTENANCE TECHNOLOGIES, OTHER
ENVIRONMENTAL CONTROL TECHNOLOGIES

150501 AIR CONDITIONING, HEATING, AND REFRIGERATION TECHNOLOGY

150502 AIR POLLUTION CONTROL TECHNOLOGY

150503 ENERGY CONSERVATION AND USE TECHNOLOGY

150504 SANITATION TECHNOLOGY

150505 SOLAR HEATING AND COOLING TECHNOLOGY

150506 WATER AND WASTEWATER TECHNOLOGY

150599 ENVIRONMENTAL CONTROL TECHNOLOGIES, OTHER
INDUSTRIAL PRODUCTION TECHNOLOGIES

150601 CHEMICAL MANUFACTURING TECHNOLOGY

150602 FOOD PROCESSING TECHNOLOGY

150603 INDUSTRIAL TECHNOLOGY

150604 MANUFACTURING TECHNOLOGY

150605 MARINE PRODUCTS TECHNOLOGY

150606 OPTICAL TECHNOLOGY

150607 PLASTIC TECHNOLOGY

150608 SAFETY TECHNOLOGY

150609 TEXTILE TECHNOLOGY

150610 WELDING TECHNOLOGY

150699 INDUSTRIAL PRODUCTION TECHNOLOGIES, OTHER
QUALITY CONTROL AND SAFETY TECHNOLOGIES

150701 OCCUPATIONAL SAFETY AND HEALTH TECHNOLOGY

150702 QUALITY CONTROL TECHNOLOGY

150799 QUALITY CONTROL AND SAFETY TECHNOLOGIES, OTHER
MECHANICAL AND RELATED TECHNOLOGIES

150801 AERONAUTICAL TECHNOLOGY

150802 AGRICULTURAL EQUIPMENT TECHNOLOGY

150803 AUTOMOTIVE TECHNOLOGY
 150804 MARINE PROPULSION TECHNOLOGY
 150805 MECHANICAL DESIGN TECHNOLOGY
 150899 MECHANICAL AND RELATED TECHNOLOGIES, OTHER
 MINING AND PETROLEUM TECHNOLOGIES
 150901 COAL MINING TECHNOLOGY
 150902 MINING (EXCLUDING COAL) TECHNOLOGY
 150903 PETROLEUM TECHNOLOGY
 150999 MINING AND PETROLEUM TECHNOLOGIES, OTHER
 ENGINEERING AND ENGINEERING-RELATED TECHNOLOGIES, OTHER
 159999 ENGINEERING AND ENGINEERING-RELATED TECHNOLOGIES, OTHER

* * * * *

FOREIGN LANGUAGES

CIP CODE COURSE TITLE

 FOREIGN LANGUAGES, MULTIPLE EMPHASIS
 160101 FOREIGN LANGUAGES, MULTIPLE EMPHASIS
 AFRICAN (NON-SEMITIC) LANGUAGES
 160201 AFRICAN (NON-SEMITIC) LANGUAGES
 ASIATIC LANGUAGES
 160301 CHINESE
 160302 JAPANESE
 160303 KOREAN
 160399 ASIATIC LANGUAGES, OTHER
 BALTO-SLAVIC LANGUAGES
 160401 BALTIC LANGUAGES
 160402 RUSSIAN
 160403 SLAVIC LANGUAGES (OTHER THAN RUSSIAN)

GERMANIC LANGUAGES

- 160501 GERMAN
 160502 SCANDINAVIAN LANGUAGES
 160503 YIDDISH
 160599 GERMANIC LANGUAGES, OTHER

GREEK

- 160601 GREEK (CLASSICAL)
 160602 GREEK (MODERN)

INDIC LANGUAGES

- 160701 HINDI
 160702 SANSKRIT
 160799 INDIC LANGUAGES, OTHER

IRANIAN LANGUAGES

- 160801 IRANIAN LANGUAGES

ITALIC LANGUAGES

- 160901 FRENCH
 160902 ITALIAN
 160903 LATIN
 160904 PORTUGUESE
 160905 SPANISH
 160999 ITALIC LANGUAGES, OTHER

NATIVE AMERICAN LANGUAGES

- 161001 NATIVE AMERICAN LANGUAGES

SEMITIC LANGUAGES

- 161101 ARABIC
 161102 HEBREW
 161199 SEMITIC LANGUAGES, OTHER

FOREIGN LANGUAGES, OTHER

169999 FOREIGN LANGUAGES, OTHER

* * * * *

ALLIED HEALTH

<u>CIP CODE</u>	<u>COURSE TITLE</u>
-----------------	---------------------

DENTAL SERVICES

170101	DENTAL ASSISTING
170102	DENTAL HYGIENE
170103	DENTAL LABORATORY TECHNOLOGY
170199	DENTAL SERVICES, OTHER

DIAGNOSTIC AND TREATMENT SERVICES

170201	CARDIOPULMONARY TECHNOLOGY
170202	DIALYSIS TECHNOLOGY
170203	ELECTROCARDIOGRAPH TECHNOLOGY
170204	ELECTROENCEPHALOGRAPH TECHNOLOGY
170205	EMERGENCY MEDICAL TECHNOLOGY-AMBULANCE
170206	EMERGENCY MEDICAL TECHNOLOGY-PARAMEDIC
170207	MEDICAL RADIATION DOSIMETRY
170208	NUCLEAR MEDICAL TECHNOLOGY
170209	RADIOGRAPH MEDICAL TECHNOLOGY
170210	RESPIRATORY THERAPY TECHNOLOGY
170211	SURGICAL TECHNOLOGY
170212	ULTRASOUND TECHNOLOGY
170299	DIAGNOSTIC AND TREATMENT SERVICES, OTHER

MEDICAL LABORATORY TECHNOLOGIES

170301	BLOOD BANK TECHNOLOGY
170302	CHEMISTRY TECHNOLOGY
170303	CLINICAL ANIMAL TECHNOLOGY
170304	CLINICAL LABORATORY AIDE

170305 CLINICAL LABORATORY ASSISTING
 170306 CYTOTECHNOLOGY
 170307 HEMATOLOGY TECHNOLOGY
 170308 HISTOLOGIC TECHNOLOGY
 170309 MEDICAL LABORATORY TECHNOLOGY
 170310 MEDICAL TECHNOLOGY
 170311 MICROBIOLOGY TECHNOLOGY
 170399 MEDICAL LABORATORY TECHNOLOGIES, OTHER
 MENTAL HEALTH/HUMAN SERVICES
 170401 ALCOHOL/DRUG ABUSE SPECIALTY
 170402 COMMUNITY HEALTH WORK
 170403 GENETIC COUNSELING
 170404 HOME HEALTH AIDE
 MEDICAL SOCIAL WORK (SEE 440702)
 170405 MENTAL HEALTH/HUMAN SERVICES ASSISTING
 170406 MENTAL HEALTH/HUMAN SERVICES TECHNOLOGY
 170407 REHABILITATION COUNSELING
 170408 THERAPEUTIC CHILD CARE WORK
 170499 MENTAL HEALTH/HUMAN SERVICES, OTHER
 MISCELLANEOUS ALLIED HEALTH SERVICES
 170501 ANIMAL TECHNOLOGY
 170502 CENTRAL SUPPLY TECHNOLOGY
 170503 MEDICAL ASSISTING
 170504 MEDICAL ILLUSTRATING
 170505 MEDICAL OFFICE MANAGEMENT
 170506 MEDICAL RECORDS TECHNOLOGY
 170507 PHARMACY ASSISTING
 170508 PHYSICIAN ASSISTING-PRIMARY CARE
 170509 PHYSICIAN ASSISTING-SPECIALTY

170510 PODIATRIC ASSISTING
 170511 VETERINARIAN AIDE
 170512 VETERINARIAN ASSISTING
 170513 WARD CLERK
 170599 MISCELLANEOUS ALLIED HEALTH SERVICES, OTHER
 NURSING-RELATED SERVICES
 170601 GERIATRIC AIDE
 170602 NURSING ASSISTING
 170603 OBSTETRICAL TECHNOLOGY
 170604 PEDIATRIC AIDE
 170605 PRACTICAL NURSING
 170606 WARD SERVICE MANAGEMENT
 170699 NURSING-RELATED SERVICES, OTHER
 OPHTHALMIC SERVICES
 170701 OPHTHALMIC DISPENSING
 170702 OPHTHALMIC LABORATORY TECHNOLOGY
 170703 OPHTHALMIC MEDICAL ASSISTING
 170704 OPTOMETRIC ASSISTING
 170705 OPTOMETRIC TECHNOLOGY
 170706 ORTHOPTICS
 170799 OPHTHALMIC SERVICES, OTHER
 REHABILITATION SERVICES
 170801 ART THERAPY
 170802 CORRECTIVE THERAPY
 170803 DANCE THERAPY
 170804 EXERCISE PHYSIOLOGY
 170805 MANUAL ARTS THERAPY
 170806 MUSIC THERAPY
 170807 OCCUPATIONAL THERAPY

170808 OCCUPATIONAL THERAPY ASSISTING
 170809 OCCUPATIONAL THERAPY AIDE
 170810 ORTHOTIC/PROSTHETIC ASSISTING
 170811 ORTHOTICS/PROSTHETICS
 170812 ORTHOPEDIC ASSISTING
 170813 PHYSICAL THERAPY
 170814 PHYSICAL THERAPY AIDE
 170815 PHYSICAL THERAPY ASSISTING
 170816 RECREATIONAL THERAPY
 170817 RECREATIONAL THERAPY TECHNOLOGY
 170818 RESPIRATORY THERAPY
 170819 RESPIRATORY THERAPY ASSISTING
 170820 SPEECH/HEARING THERAPY AIDE
 170821 SPEECH-LANGUAGE PATHOLOGY/AUDIOLOGY
 THERAPEUTIC RECREATION AIDE (SEE 200607)
 170899 REHABILITATION SERVICES, OTHER
 ALLIED HEALTH, OTHER
 179999 ALLIED HEALTH, OTHER

* * * * *

HEALTH SCIENCES

CIP CODE COURSE TITLE
 ----- -----

AUDIOLOGY AND SPEECH PATHOLOGY

180101 AUDIOLOGY
 180102 SPEECH PATHOLOGY
 180103 SPEECH PATHOLOGY/AUDIOLOGY
 180199 AUDIOLOGY AND SPEECH PATHOLOGY, OTHER

BASIC CLINICAL HEALTH SCIENCES

180201 CLINICAL ANATOMY
 180202 CLINICAL BIOCHEMISTRY

180203 CLINICAL MICROBIOLOGY
 180204 CLINICAL PATHOLOGY
 180205 PHYSIOLOGY
 180299 BASIC CLINICAL HEALTH SCIENCES, OTHER
 CHIROPRACTIC
 180301 CHIROPRACTIC
 DENTISTRY
 180401 DENTISTRY, GENERAL
 180402 DENTAL PUBLIC HEALTH
 180403 ENDODONTICS
 180404 ORAL/MAXIAL FACIAL SURGERY
 180405 ORAL PATHOLOGY
 180406 ORTHODONTICS
 180407 PEDODONTICS
 180408 PERIODONTICS
 180409 PROSTHODONTICS
 180499 DENTISTRY, OTHER
 EMERGENCY/DISASTER SCIENCE
 180501 EMERGENCY/DISASTER SCIENCE
 EPIDEMIOLOGY
 180601 EPIDEMIOLOGY
 HEALTH SCIENCES ADMINISTRATION
 180701 HEALTH CARE ADMINISTRATION
 180702 HEALTH CARE PLANNING
 180703 MEDICAL RECORDS ADMINISTRATION
 180799 HEALTH SCIENCES ADMINISTRATION, OTHER
 HEMATOLOGY
 180801 HEMATOLOGY

MEDICAL LABORATORY

180901 MEDICAL LABORATORY

MEDICINE

181001 MEDICINE, GENERAL

181002 ALLERGIES AND ENDOMOLOGY

181003 ANESTHESIOLOGY

181004 COLON AND RECTAL SURGERY

181005 DERMATOLOGY

181006 EMERGENCY MEDICINE

181007 FAMILY PRACTICE

181008 GERIATRICS

181009 IMMUNOLOGY

181010 INTERNAL MEDICINE

181011 NEUROLOGICAL SURGERY

181012 NUCLEAR MEDICINE

181013 OBSTETRICS AND GYNECOLOGY

181014 OPHTHALMOLOGY

181015 ORTHODONTIC SURGERY

181016 ORTHOPEDIC

181017 OTORHINOLARYNGOLOGY/OTOLARYNGOLOGY

181018 PATHOLOGY

181019 PEDIATRICS

181020 PHYSICAL MEDICINE AND REHABILITATION

181021 PLASTIC SURGERY

181022 PREVENTIVE MEDICINE

181023 PSYCHIATRY

181024 NEUROLOGY

181025 RADIOLOGY

181026 SURGERY

181027 THORACIC SURGERY
 181028 UROLOGY
 181099 MEDICINE, OTHER
 NURSING
 181101 NURSING, GENERAL
 181102 ANESTHETIST
 181103 MATERNAL/CHILD HEALTH
 181104 MEDICAL SURGICAL
 181105 NURSING ADMINISTRATION
 181106 PSYCHIATRIC/MENTAL HEALTH
 181107 PUBLIC HEALTH
 181199 NURSING, OTHER
 OPTOMETRY
 181201 OPTOMETRY
 OSTEOPATHIC MEDICINE
 181301 OSTEOPATHIC MEDICINE
 PHARMACY
 181401 PHARMACY
 PODIATRY
 181501 PODIATRY
 POPULATION AND FAMILY PLANNING
 181601 POPULATION AND FAMILY PLANNING
 PRE-DENTISTRY
 181701 PRE-DENTISTRY
 PRE-MEDICINE
 181801 PRE-MEDICINE
 PRE-PHARMACY
 181901 PRE-PHARMACY

PRE-VETERINARY

182001 PRE-VETERINARY

PROSECTORIAL SCIENCE

183101 PROSECTORIAL SCIENCE

PUBLIC HEALTH LABORATORY SCIENCE

182201 PUBLIC HEALTH LABORATORY SCIENCE

TOXICOLOGY (CLINICAL)

182301 TOXICOLOGY (CLINICAL)

VETERINARY MEDICINE

182401 VETERINARY MEDICINE

HEALTH SCIENCES, OTHER

189999 HEALTH SCIENCES, OTHER

* * * * *

HOME ECONOMICS

CIP CODE COURSE TITLE

HOME ECONOMICS, GENERAL

190101 HOME ECONOMICS, GENERAL

BUSINESS HOME ECONOMICS

190201 BUSINESS HOME ECONOMICS

FAMILY AND COMMUNITY SERVICES

190301 FAMILY AND COMMUNITY SERVICES, GENERAL

190302 NONFORMAL EDUCATION (EXTENSION, ADULT/EXTENDED)

190303 FAMILY SERVICES

190399 FAMILY AND COMMUNITY SERVICES, OTHER

FAMILY/CONSUMER RESOURCE MANAGEMENT

190401 FAMILY/CONSUMER RESOURCE MANAGEMENT, GENERAL

190402 CONSUMER SCIENCE

190403 FAMILY ECONOMICS

..... HOME MANAGEMENT (SEE 200109)

190499 FAMILY/CONSUMER RESOURCE MANAGEMENT, OTHER
FOOD SCIENCES AND HUMAN NUTRITION

190501 FOOD SCIENCES AND HUMAN NUTRITION, GENERAL

190502 FOOD/FOOD SCIENCES

190503 DIETIETICS/HUMAN NUTRITIONAL SERVICES

190504 HUMAN NUTRITION

190599 FOOD SCIENCES AND HUMAN NUTRITION, OTHER

..... HOME ECONOMICS EDUCATION (SEE 131308)

HUMAN ENVIRONMENT AND HOUSING

190601 HUMAN ENVIRONMENT AND HOUSING, GENERAL

190602 HOUSEHOLD EQUIPMENT

190603 HOUSING

..... INTERIOR DESIGN (SEE 040501)

190699 HUMAN ENVIRONMENT AND HOUSING, OTHER

INDIVIDUAL AND FAMILY DEVELOPMENT

190701 INDIVIDUAL AND FAMILY DEVELOPMENT, GENERAL

190702 ADULT DEVELOPMENT

..... CHILD DEVELOPMENT, CARE, AND GUIDANCE (SEE 200102)

190703 FAMILY COUNSELING

190704 FAMILY RELATIONS

190705 GERIATRIC SERVICES

190799 INDIVIDUAL AND FAMILY DEVELOPMENT, OTHER

INTERNATIONAL/COMPARATIVE HOME ECONOMICS

190801 INTERNATIONAL/COMPARATIVE HOME ECONOMICS

TEXTILES AND CLOTHING

190901 TEXTILES AND CLOTHING, GENERAL

190902 FASHION DESIGN

190903 TEXTILES AND CLOTHING, RETAIL

190904 TEXTILE SCIENCE

190999 TEXTILES AND CLOTHING, OTHER

HOME ECONOMICS, OTHER

199999 HOME ECONOMICS, OTHER

* * * * *

VOCATIONAL HOME ECONOMICS

CIP CODE COURSE TITLE

CONSUMER AND HOMEMAKING HOME ECONOMICS

200101 COMPREHENSIVE CONSUMER AND HOMEMAKING HOME ECONOMICS

200102 CHILD DEVELOPMENT, CARE, AND GUIDANCE

200103 CLOTHING AND TEXTILES

200104 CONSUMER EDUCATION

200105 EXPLORATORY HOMEMAKING

200106 FAMILY/INDIVIDUAL HEALTH

200107 FAMILY LIVING AND PARENTHOOD

200108 FOOD AND NUTRITION

200109 HOME MANAGEMENT

200110 HOUSING, HOME FURNISHING AND EQUIPMENT

200199 CONSUMER AND HOMEMAKING HOME ECONOMICS, OTHER

CHILD CARE AND GUIDANCE MANAGEMENT AND SERVICES

200201 CHILD CARE AND GUIDANCE MANAGEMENT AND SERVICES, GENERAL

200202 CHILD CARE AIDE/ASSISTING

200203 CHILD CARE MANAGEMENT

200204 FOSTER CARE/FAMILY CARE

200205 TEACHER AIDE

200299 CHILD CARE AND GUIDANCE MANAGEMENT AND SERVICES, OTHER

CLOTHING, APPAREL, AND TEXTILES MANAGEMENT, PRODUCTION, AND SERVICES

200301 CLOTHING, APPAREL, AND TEXTILES MANAGEMENT, PRODUCTION, AND SERVICES, GENERAL

200302 CLOTHING MAINTENANCE AIDE

200303 COMMERCIAL GARMENT AND APPAREL CONSTRUCTION

200304 CUSTOM APPAREL/GARMENT SEAMSTRESS
 200305 CUSTOM TAILORING AND ALTERATION
 200306 FASHION/FABRIC COORDINATION
 200307 TEXTILES TESTING
 200308 WEDDING/SPECIALTY CONSULTING
 200399 CLOTHING, APPAREL, AND TEXTILES MANAGEMENT, PRODUCTION, AND SERVICES, OTHER
 FOOD PRODUCTION, MANAGEMENT, AND SERVICES
 200401 FOOD PRODUCTION, MANAGEMENT, AND SERVICES, GENERAL
 200402 BAKING
 200403 CHEF/COOK
 200404 DIETETIC AIDE/ASSISTING
 200405 FOOD CATERING
 200406 FOOD SERVICE
 200407 FOOD TESTING
 200408 SCHOOL FOOD SERVICE
 200499 FOOD PRODUCTION, MANAGEMENT, AND SERVICES, OTHER
 HOME FURNISHINGS AND EQUIPMENT MANAGEMENT, PRODUCTION, AND SERVICES
 200501 HOME FURNISHINGS AND EQUIPMENT MANAGEMENT, PRODUCTION, AND SERVICES, GENERAL
 200502 CUSTOM DRAPERY AND WINDOW TREATMENT DESIGN/MAKING
 200503 CUSTOM SLIPCOVERING AND UPHOLSTERING
 200504 FLORAL DESIGN
 200505 HOME DECORATING
 200506 HOME FURNISHINGS AIDE
 200507 HOME-SERVICE ASSISTING
 200599 HOME FURNISHINGS AND EQUIPMENT MANAGEMENT, PRODUCTION, AND SERVICES, OTHER
 INSTITUTIONAL, HOME MANAGEMENT, AND SUPPORTING SERVICES
 200601 INSTITUTIONAL, HOME MANAGEMENT, AND SUPPORTING SERVICES, GENERAL
 200602 COMPANION TO THE AGED
 200603 CONSUMER AIDE/ASSISTING

200604 CUSTODIAL SERVICES
 200605 EXECUTIVE HOUSEKEEPING
 200606 HOMEMAKER'S AIDE
 200607 THERAPEUTIC RECREATION AIDE
 200699 INSTITUTIONAL, HOME MANAGEMENT, AND SUPPORTING SERVICES, OTHER
 VOCATIONAL HOME ECONOMICS, OTHER
 209999 VOCATIONAL HOME ECONOMICS, OTHER

* * * * *

INDUSTRIAL ARTS

CIP CODE COURSE TITLE
 ----- -----

INDUSTRIAL ARTS

210101 INDUSTRIAL ARTS, GENERAL
 210102 CONSTRUCTION
 210103 DRAFTING AND DESIGN
 210104 ELECTRICITY/ELECTRONICS
 210105 ENERGY, POWER, AND TRANSPORTATION
 210106 GRAPHIC ARTS
 210107 MANUFACTURING/MATERIALS PROCESSING
 210199 INDUSTRIAL ARTS, OTHER

* * * * *

LAW

CIP CODE COURSE TITLE
 ----- -----

LAW

220101 LAW
 220102 PRE-LAW
 220103 LEGAL ASSISTING
 220199 LAW, OTHER

* * * * *

LETTERS

CIP CODE	COURSE TITLE
-----	-----

ENGLISH, GENERAL

230101 ENGLISH, GENERAL

CLASSICS

230201 CLASSICS

COMPARATIVE LITERATURE

230301 COMPARATIVE LITERATURE

COMPOSITION

230401 COMPOSITION

CREATIVE WRITING

230501 CREATIVE WRITING

LINGUISTICS (INCLUDES PHONETICS, SEMANTICS, AND PHILOLOGY)

230601 LINGUISTICS (INCLUDES PHONETICS, SEMANTICS, AND PHILOLOGY)

LITERATURE, AMERICAN

230701 LITERATURE, AMERICAN

LITERATURE, ENGLISH

230801 LITERATURE, ENGLISH

RHETORIC

230901 RHETORIC

SPEECH, DEBATE, AND FORENSICS

231001 SPEECH, DEBATE, AND FORENSICS

TECHNICAL AND BUSINESS WRITING

231101 TECHNICAL AND BUSINESS WRITING

LETTERS, OTHER

239999 LETTERS, OTHER

* * * * *

LIBERAL/GENERAL STUDIES

CIP CODE COURSE TITLE
----- -----

LIBERAL/GENERAL STUDIES

240101 LIBERAL/GENERAL STUDIES
240199 LIBERAL/GENERAL STUDIES, OTHER

* * * * *

LIBRARY AND ARCHIVAL SCIENCES

CIP CODE COURSE TITLE
----- -----

LIBRARY AND ARCHIVAL SCIENCES, GENERAL

250101 LIBRARY AND ARCHIVAL SCIENCES, GENERAL

ARCHIVAL SCIENCE

250201 ARCHIVAL SCIENCE

LIBRARY ASSISTING

250301 LIBRARY ASSISTING

LIBRARY SCIENCE

250401 LIBRARY SCIENCE

MUSEOLOGY

250501 MUSEOLOGY

LIBRARY AND ARCHIVAL SCIENCES, OTHER

259999 LIBRARY AND ARCHIVAL SCIENCES, OTHER

* * * * *

LIFE SCIENCES

CIP CODE COURSE TITLE
----- -----

BIOLOGY, GENERAL

260101 BIOLOGY, GENERAL

BIOCHEMISTRY AND BIOPHYSICS

260201 BIOCHEMISTRY AND BIOPHYSICS

BOTANY

260301 BOTANY, GENERAL

260302 BACTERIOLOGY

260303 MYCOLOGY

260304 PLANT GENETICS

260305 PLANT PATHOLOGY

260306 PLANT PHARMACOLOGY

260307 PLANT PHYSIOLOGY

260399 BOTANY, OTHER

CELL AND MOLECULAR BIOLOGY

260401 CELL BIOLOGY

260402 MOLECULAR BIOLOGY

260499 CELL AND MOLECULAR BIOLOGY, OTHER

MICROBIOLOGY

260501 MICROBIOLOGY

MISCELLANEOUS SPECIALIZED AREAS, LIFE SCIENCES

260601 ANATOMY

260602 BIOMETRICS AND BIostatISTICS

260603 ECOLOGY

260604 EMBRYOLOGY

260605 ENDOCRINOLOGY

260606 HISTOLOGY

260607 MARINE BIOLOGY

260608 NEUROSCIENCES

260609 NUTRITIONAL SCIENCES

260610 PARASITOLOGY

260611 RADIOBIOLOGY

260612 TOXICOLOGY

260699 MISCELLANEOUS SPECIALIZED AREAS, LIFE SCIENCES, OTHER
 ZOOLOGY

260701 ZOOLOGY, GENERAL

260702 ENTOMOLOGY

260703 GENETICS, HUMAN AND ANIMAL

260704 PATHOLOGY, HUMAN AND ANIMAL

260705 PHARMACOLOGY, HUMAN AND ANIMAL

260706 PHYSIOLOGY, HUMAN AND ANIMAL

260799 ZOOLOGY, OTHER
 LIFE SCIENCES, OTHER

269999 LIFE SCIENCES, OTHER

* * * * *

MATHEMATICS

CIP CODE COURSE TITLE

MATHEMATICS, GENERAL

270101 MATHEMATICS, GENERAL

ACTUARIAL SCIENCES

270201 ACTUARIAL SCIENCES

APPLIED MATHEMATICS

270301 APPLIED MATHEMATICS

PURE MATHEMATICS

270401 PURE MATHEMATICS

STATISTICS

270501 STATISTICS

MATHEMATICS, OTHER

279999 MATHEMATICS, OTHER

* * * * *

MILITARY SCIENCES

CIP CODE COURSE TITLE

AEROSPACE SCIENCE (AIR FORCE)
 280101 AEROSPACE SCIENCE (AIR FORCE)
 COAST GUARD SCIENCE
 280201 COAST GUARD SCIENCE
 MILITARY SCIENCE (ARMY)
 280301 MILITARY SCIENCE (ARMY)
 NAVAL SCIENCE (NAVY, MARINES)
 280401 NAVAL SCIENCE (NAVY, MARINES)
 MILITARY SCIENCES, OTHER
 289999 MILITARY SCIENCES, OTHER

* * * * *

MILITARY TECHNOLOGIES

CIP CODE COURSE TITLE

MILITARY TECHNOLOGIES
 290101 MILITARY TECHNOLOGIES
 290199 MILITARY TECHNOLOGIES, OTHER

* * * * *

MULTI/INTERDISCIPLINARY STUDIES

CIP CODE COURSE TITLE

BIOLOGICAL AND PHYSICAL SCIENCES
 300101 BIOLOGICAL AND PHYSICAL SCIENCES
 CLINICAL PASTORAL CARE
 300201 CLINICAL PASTORAL CARE

ENGINEERING AND OTHER DISCIPLINES

300301 ENGINEERING AND OTHER DISCIPLINES
 HUMANITIES AND SOCIAL SCIENCES
 300401 HUMANITIES AND SOCIAL SCIENCES
 PEACE STUDIES
 300501 PEACE STUDIES
 SYSTEMS SCIENCE
 300601 SYSTEMS SCIENCE
 WOMEN'S STUDIES
 300701 WOMEN'S STUDIES
 MULTI/INTERDISCIPLINARY STUDIES, OTHER
 309999 MULTI/INTERDISCIPLINARY STUDIES, OTHER

* * * * *

PARKS AND RECREATION

CIP CODE COURSE TITLE

PARKS AND RECREATION, GENERAL
 310101 PARKS AND RECREATION, GENERAL
 OUTDOOR RECREATION
 310201 OUTDOOR RECREATION
 PARKS AND RECREATION MANAGEMENT
 310301 PARKS AND RECREATION MANAGEMENT
 WATER RESOURCES
 310401 WATER RESOURCES
 PARKS AND RECREATION, OTHER
 319999 PARKS AND RECREATION, OTHER

* * * * *

BASIC SKILLS

CIP CODE	COURSE TITLE
-----	-----

BASIC SKILLS

320101	BASIC SKILLS, GENERAL
320102	ACADEMIC AND INTELLECTUAL SKILLS
320103	COMMUNICATION SKILLS
320104	COMPUTATIONAL SKILLS
320105	JOB-SEEKING/CHANGING SKILLS
320106	MOTOR SKILLS
320199	BASIC SKILLS, OTHER

* * * * *

CITIZENSHIP/CIVIC ACTIVITIES

CIP CODE	COURSE TITLE
-----	-----

CITIZENSHIP/CIVIC ACTIVITIES

330101	CITIZENSHIP/CIVIC ACTIVITIES, GENERAL
330102	AMERICAN CITIZENSHIP
330103	CIVIC APPRECIATION
330104	CIVIC PARTICIPATION
330199	CITIZENSHIP/CIVIC ACTIVITIES, OTHER

* * * * *

HEALTH-RELATED ACTIVITIES

CIP CODE	COURSE TITLE
-----	-----

HEALTH-RELATED ACTIVITIES

340101	HEALTH-RELATED ACTIVITIES, GENERAL
340102	BIRTH-RELATED HEALTH PRACTICES
340103	HEALTH ENHANCEMENT PRACTICES
340104	HEALTH TREATMENT/PREVENTION PRACTICES

340199 HEALTH-RELATED ACTIVITIES, OTHER

* * * * *

INTERPERSONAL SKILLS

CIP CODE COURSE TITLE

INTERPERSONAL SKILLS

350101 INTERPERSONAL SKILLS, GENERAL

350102 BUILDING HUMAN RELATIONSHIPS

350103 PERCEPTION OF OTHERS

350104 SOCIAL ROLE ENGINEERING

350199 INTERPERSONAL SKILLS, OTHER

* * * * *

LEISURE AND RECREATIONAL ACTIVITIES

CIP CODE COURSE TITLE

LEISURE AND RECREATIONAL ACTIVITIES

360101 LEISURE AND RECREATIONAL ACTIVITIES, GENERAL

360102 CRAFTS(LEISURE AND RECREATIONAL)

360103 GAMES

360104 HOBBIES

360105 HOUSING/HOME MAINTENANCE

360106 NATURE APPRECIATION

360107 PET CARE

360108 SPORTS/PHYSICAL EDUCATION

360109 TRAVEL

360199 LEISURE AND RECREATIONAL ACTIVITIES, OTHER

* * * * *

PERSONAL AWARENESS

CIP CODE	COURSE TITLE
-----	-----

PERSONAL AWARENESS

370101	PERSONAL AWARENESS, GENERAL
370102	COPING SKILLS
370103	PERSONAL DECISIONMAKING
370104	SELF-PERCEPTION
370105	VALUES, ATTITUDES, AND BELIEFS
370199	PERSONAL AWARENESS, OTHER

* * * * *

PHILOSOPHY AND RELIGION

CIP CODE	COURSE TITLE
-----	-----

PHILOSOPHY

380101	PHILOSOPHY
--------	------------

RELIGION

380201	RELIGION
--------	----------

PHILOSOPHY AND RELIGION, OTHER

389999	PHILOSOPHY AND RELIGION, OTHER
--------	--------------------------------

* * * * *

THEOLOGY

CIP CODE	COURSE TITLE
-----	-----

BIBLICAL LANGUAGES

390101	BIBLICAL LANGUAGES
--------	--------------------

BIBLE STUDIES

390201	BIBLE STUDIES
--------	---------------

MISSIONARY STUDIES

390301 MISSIONARY STUDIES
 RELIGIOUS EDUCATION
 390401 RELIGIOUS EDUCATION
 RELIGIOUS MUSIC
 390501 RELIGIOUS MUSIC
 THEOLOGICAL STUDIES
 390601 THEOLOGICAL STUDIES
 THEOLOGY, OTHER
 399999 THEOLOGY, OTHER

* * * * *

PHYSICAL SCIENCES

CIP CODE COURSE TITLE

PHYSICAL SCIENCES, GENERAL

400101 PHYSICAL SCIENCES, GENERAL
 ASTRONOMY
 400201 ASTRONOMY
 ASTROPHYSICS
 400301 ASTROPHYSICS
 ATMOSPHERIC SCIENCES AND METEOROLOGY
 400401 ATMOSPHERIC SCIENCES AND METEOROLOGY
 CHEMISTRY
 400501 CHEMISTRY, GENERAL
 400502 ANALYTICAL CHEMISTRY
 400503 INORGANIC CHEMISTRY
 400504 ORGANIC CHEMISTRY
 400505 PHARMACEUTICAL CHEMISTRY
 400506 PHYSICAL CHEMISTRY
 400599 CHEMISTRY, OTHER

GEOLOGICAL SCIENCES

400601 GEOLOGY
400602 GEOCHEMISTRY
400603 GEOPHYSICS AND SEISMOLOGY
400604 PALEONTOLOGY
400699 GEOLOGICAL SCIENCES, OTHER

MISCELLANEOUS PHYSICAL SCIENCES

400701 METALLURGY
400702 OCEANOGRAPHY
400703 EARTH SCIENCE
400799 MISCELLANEOUS PHYSICAL SCIENCES, OTHER

PHYSICS

400801 PHYSICS, GENERAL
400802 ATOMIC/MOLECULAR PHYSICS
400803 ELECTRON PHYSICS
400804 ELEMENTARY PARTICLE PHYSICS
400805 FLUIDS AND PLASMAS
400806 NUCLEAR PHYSICS
400807 OPTICS
400808 SOLID STATE PHYSICS
400899 PHYSICS, OTHER

PLANETARY SCIENCE

400901 PLANETARY SCIENCE

PHYSICAL SCIENCES, OTHER

409999 PHYSICAL SCIENCES, OTHER

* * * * *

SCIENCE TECHNOLOGIES

CIP CODE	COURSE TITLE
-----	-----

BIOLOGICAL TECHNOLOGIES

410101	BIOLOGICAL LABORATORY TECHNOLOGY
410102	OCEANOGRAPHIC (BIOLOGICAL) TECHNOLOGY
410199	BIOLOGICAL TECHNOLOGIES, OTHER

NUCLEAR TECHNOLOGIES

410201	NUCLEAR MATERIALS HANDLING TECHNOLOGY
410202	NUCLEAR POWER PLANT OPERATION TECHNOLOGY
410203	NUCLEAR POWER PLANT RADIATION CONTROL TECHNOLOGY
410204	RADIOLOGIC (PHYSICAL) TECHNOLOGY
410299	NUCLEAR TECHNOLOGIES, OTHER

PHYSICAL SCIENCE TECHNOLOGIES

410301	CHEMICAL TECHNOLOGY
410302	GEOLOGICAL TECHNOLOGY
410303	METALLURGICAL TECHNOLOGY
410304	METEOROLOGICAL TECHNOLOGY
410305	OCEANOGRAPHIC (PHYSICAL) TECHNOLOGY
410399	PHYSICAL SCIENCE TECHNOLOGIES, OTHER

SCIENCE TECHNOLOGIES, OTHER

419999	SCIENCE TECHNOLOGIES, OTHER
--------	-----------------------------

* * * * *

PSYCHOLOGY

CIP CODE	COURSE TITLE
-----	-----

PSYCHOLOGY, GENERAL

420101	PSYCHOLOGY, GENERAL
--------	---------------------

308

308

CLINICAL PSYCHOLOGY
 420201 CLINICAL PSYCHOLOGY
 COGNITIVE PSYCHOLOGY
 420301 COGNITIVE PSYCHOLOGY
 COMMUNITY PSYCHOLOGY
 420401 COMMUNITY PSYCHOLOGY
 COMPARATIVE PSYCHOLOGY
 420501 COMPARATIVE PSYCHOLOGY
 COUNSELING PSYCHOLOGY
 420601 COUNSELING PSYCHOLOGY
 DEVELOPMENTAL PSYCHOLOGY
 420701 DEVELOPMENTAL PSYCHOLOGY
 EXPERIMENTAL PSYCHOLOGY
 420801 EXPERIMENTAL PSYCHOLOGY
 INDUSTRIAL AND ORGANIZATIONAL PSYCHOLOGY
 420901 INDUSTRIAL AND ORGANIZATIONAL PSYCHOLOGY
 PERSONALITY PSYCHOLOGY
 421001 PERSONALITY PSYCHOLOGY
 PHYSIOLOGICAL PSYCHOLOGY
 421101 PHYSIOLOGICAL PSYCHOLOGY
 PSYCHOLINGUISTICS
 421201 PSYCHOLINGUISTICS
 PSYCHOMETRICS
 421301 PSYCHOMETRICS
 PSYCHOPHARMACOLOGY
 421401 PSYCHOPHARMACOLOGY
 QUANTITATIVE PSYCHOLOGY
 421501 QUANTITATIVE PSYCHOLOGY

SOCIAL PSYCHOLOGY

421601 SOCIAL PSYCHOLOGY
 PSYCHOLOGY, OTHER
 429999 PSYCHOLOGY, OTHER

* * * * *

PROTECTIVE SERVICES

CIP CODE COURSE TITLE

CRIMINAL JUSTICE

430101 CORRECTIONAL ADMINISTRATION
 430102 CORRECTIONS
 430103 CRIMINAL JUSTICE ADMINISTRATION
 430104 CRIMINAL JUSTICE STUDIES
 430105 CRIMINAL JUSTICE TECHNOLOGY
 430106 FORENSIC STUDIES
 430107 LAW ENFORCEMENT
 430108 LAW ENFORCEMENT ADMINISTRATION
 430109 SECURITY SERVICES
 430199 CRIMINAL JUSTICE, OTHER

FIRE PROTECTION

430201 FIRE CONTROL AND SAFETY TECHNOLOGY
 430202 FIRE PROTECTION ADMINISTRATION
 430203 FIREFIGHTING
 430299 FIRE PROTECTION, OTHER

PROTECTIVE SERVICES, OTHER

439999 PROTECTIVE SERVICES, OTHER

* * * * *

PUBLIC AFFAIRS

CIP CODE	COURSE TITLE
-----	-----
	PUBLIC AFFAIRS, GENERAL
440101	PUBLIC AFFAIRS, GENERAL
	COMMUNITY SERVICES
440201	COMMUNITY SERVICES
	INTERNATIONAL PUBLIC SERVICE
440301	INTERNATIONAL PUBLIC SERVICE
	PUBLIC ADMINISTRATION
440401	PUBLIC ADMINISTRATION
	PUBLIC POLICY STUDIES
440501	PUBLIC POLICY STUDIES
	PUBLIC WORKS
440601	PUBLIC SANITATION
440602	PUBLIC TRANSPORTATION
440603	PUBLIC UTILITIES
440699	PUBLIC WORKS, OTHER
	SOCIAL WORK
440701	SOCIAL WORK, GENERAL
440702	MEDICAL SOCIAL WORK
440799	SOCIAL WORK, OTHER
	PUBLIC AFFAIRS, OTHER
449999	PUBLIC AFFAIRS, OTHER

* * * * *

SOCIAL SCIENCES

<u>CIP CODE</u>	<u>COURSE TITLE</u>
	SOCIAL SCIENCES, GENERAL
450101	SOCIAL SCIENCES, GENERAL
	ANTHROPOLOGY
450201	ANTHROPOLOGY
	ARCHEOLOGY
450301	ARCHEOLOGY
	CRIMINOLOGY
450401	CRIMINOLOGY
	DEMOGRAPHY
450501	DEMOGRAPHY
	ECONOMICS
450601	ECONOMICS
	GEOGRAPHY
450701	GEOGRAPHY
	HISTORY
450801	HISTORY
	INTERNATIONAL RELATIONS
450901	INTERNATIONAL RELATIONS
	POLITICAL SCIENCE AND GOVERNMENT
451001	POLITICAL SCIENCE AND GOVERNMENT
	SOCIOLOGY
451101	SOCIOLOGY
	URBAN STUDIES
451201	URBAN STUDIES

SOCIAL SCIENCES, OTHER

459999 SOCIAL SCIENCES, OTHER

* * * * *

CONSTRUCTION TRADES

CIP CODE COURSE TITLE

BRICKMASONRY, STONEMASONRY, AND TILE SETTING

460101 BRICKMASONRY, STONEMASONRY, AND TILE SETTING, GENERAL

460102 BRICK, BLOCK, AND STONEMASONRY

460103 TILE SETTING

460199 BRICKMASONRY, STONEMASONRY, AND TILE SETTING, OTHER

CARPENTRY

460201 CARPENTRY

ELECTRICAL AND POWER TRANSMISSION INSTALLATION

460301 ELECTRICAL AND POWER TRANSMISSION INSTALLATION, GENERAL

460302 ELECTRICIAN

460303 LINEMAN

460399 ELECTRICAL AND POWER TRANSMISSION INSTALLATION, OTHER

MISCELLANEOUS CONSTRUCTION TRADES

460401 BUILDING MAINTENANCE

460402 CONCRETE PLACING AND FINISHING

460403 CONSTRUCTION INSPECTION

460404 DRYWALL INSTALLATION

460405 FLOOR COVERING INSTALLATION

460406 GLAZING

460407 INSULATION INSTALLATION

460408 PAINTING AND DECORATING

460409 PLASTERING

460410 ROOFING

460411 TERRAZZO INSTALLATION

460499 MISCELLANEOUS CONSTRUCTION TRADES, OTHER
 PLUMBING, PIPEFITTING, AND STEAMFITTING
 460501 PLUMBING, PIPEFITTING, AND STEAMFITTING, GENERAL
 460502 PIPEFITTING AND STEAMFITTING
 460503 PLUMBING
 460599 PLUMBING, PIPEFITTING, AND STEAMFITTING, OTHER
 CONSTRUCTION TRADES, OTHER
 469999 CONSTRUCTION TRADES, OTHER

* * * * *

MECHANICS AND REPAIRERS

CIP CODE COURSE TITLE

ELECTRICAL AND ELECTRONICS EQUIPMENT REPAIR

470101 ELECTRICAL AND ELECTRONICS EQUIPMENT REPAIR, GENERAL
 470102 BUSINESS MACHINE REPAIR
 470103 COMMUNICATION ELECTRONICS
 470104 COMPUTER ELECTRONICS
 4701 INDUSTRIAL ELECTRONICS
 470106 MAJOR APPLIANCE REPAIR
 470107 MOTOR REPAIR
 470108 SMALL APPLIANCE REPAIR
 470109 VENDING AND RECREATIONAL MACHINE REPAIR
 470199 ELECTRICAL AND ELECTRONICS EQUIPMENT REPAIR, OTHER

HEATING, AIR CONDITIONING, AND REFRIGERATION MECHANICS

470201 HEATING, AIR CONDITIONING, AND REFRIGERATION MECHANICS, GENERAL
 470202 COOLING AND REFRIGERATION
 470203 HEATING AND AIR CONDITIONING
 470299 HEATING, AIR CONDITIONING, AND REFRIGERATION MECHANICS, OTHER

INDUSTRIAL EQUIPMENT MAINTENANCE AND REPAIR

- 470301 INDUSTRIAL EQUIPMENT MAINTENANCE AND REPAIR, GENERAL
- 470302 HEAVY EQUIPMENT MAINTENANCE AND REPAIR
- 470303 INDUSTRIAL MACHINERY MAINTENANCE AND REPAIR
- 470304 MINE EQUIPMENT MAINTENANCE AND REPAIR
- 470305 OIL AND GAS DRILLING EQUIPMENT OPERATION AND MAINTENANCE
- 470399 INDUSTRIAL EQUIPMENT MAINTENANCE AND REPAIR, OTHER

MISCELLANEOUS MECHANICS AND REPAIRERS

- 470401 ELECTROMECHANICAL, HYDRAULIC, AND PNEUMATIC INSTRUMENT REPAIR
- 470402 GUNSMITHING
- 470403 LOCKSMITHING AND SAFE REPAIR
- 470404 MUSICAL INSTRUMENT REPAIR
- 470405 OPERATION, MAINTENANCE, AND REPAIR OF AUDIO-VISUAL EQUIPMENT
- 470406 SHOE AND BOOT REPAIR
- 470407 SPORTING GOODS EQUIPMENT REPAIR
- 470408 WATCH REPAIR
- 470499 MISCELLANEOUS MECHANICS AND REPAIRERS OTHER

STATIONARY ENERGY SOURCES

- 470501 STATIONARY ENERGY SOURCES, GENERAL
- 470502 CONVENTIONAL ELECTRIC POWER GENERATION
- 470503 INDUSTRIAL NUCLEAR ENERGY
- 470504 PUMPING PLANTS
- 470599 STATIONARY ENERGY SOURCES, OTHER

VEHICLE AND MOBILE EQUIPMENT MECHANICS AND REPAIRERS

- 470601 VEHICLE AND MOBILE EQUIPMENT MECHANICS AND REPAIRERS, GENERAL
- 470602 AIRCRAFT MECHANICS
- 470603 AUTOMOTIVE BODY REPAIR
- 470604 AUTOMOTIVE MECHANICS
- 470605 DIESEL ENGINE MECHANICS

470606 SMALL ENGINE REPAIR
 470699 VEHICLE AND MOBILE EQUIPMENT MECHANICS AND REPAIRERS, OTHER
 MECHANICS AND REPAIRERS, OTHER
 479999 MECHANICS AND REPAIRERS, OTHER

* * * * *

PRECISION PRODUCTION

CIP CODE COURSE TITLE

DRAFTING

480101 DRAFTING, GENERAL
 480102 ARCHITECTURAL DRAFTING
 480103 CIVIL/STRUCTURAL DRAFTING
 480104 ELECTRICAL/ELECTRONICS DRAFTING
 480105 MECHANICAL DRAFTING
 480199 DRAFTING, OTHER

GRAPHIC AND PRINTING COMMUNICATIONS

480201 GRAPHIC AND PRINTING COMMUNICATIONS, GENERAL
 480202 BOOKBINDING
 480203 COMMERCIAL ART
 480204 COMMERCIAL PHOTOGRAPHY
 480205 COMPOSITION, MAKE-UP, AND TYPESETTING
 480206 LITHOGRAPHY, PHOTOGRAPHY, AND PLATE MAKING
 480207 PHOTOGRAPHIC LABORATORY AND DARKROOM
 480208 PRINTING PRESS OPERATIONS
 480209 SILK SCREEN MAKING AND PRINTING
 480299 GRAPHIC AND PRINTING COMMUNICATIONS, OTHER

LEATHERWORKING AND UPHOLSTERING

480301 LEATHERWORKING AND UPHOLSTERING, GENERAL
 480302 SADDLEMAKING AND REPAIR
 480303 UPHOLSTERING

480399 LEATHERWORKING AND UPHOLSTERING, OTHER
PRECISION FOOD PRODUCTION

480401 PRECISION FOOD PRODUCTION, GENERAL

480402 MEATCUTTING

480403 SLAUGHTERING AND BUTCHERING

480499 PRECISION FOOD PRODUCTION, OTHER
PRECISION METAL WORK

480501 PRECISION METAL WORK, GENERAL

480502 FOUNDRY WORK

480503 MACHINE TOOL OPERATION/MACHINE SHOP

480504 METAL FABRICATION

480505 METAL PATTERNMAKING

480506 SHEET METAL

480507 TOOL AND DIE MAKING

480508 WELDING, BRAZING, AND SOLDERING

480599 PRECISION METAL WORK, OTHER
PRECISION WORK, ASSORTED MATERIALS

480601 INDUSTRIAL CERAMICS MANUFACTURING

480602 JEWELRY DESIGN, FABRICATION, AND REPAIR

480603 OPTICAL GOODS WORK

480604 PLASTICS

480699 PRECISION WORK, ASSORTED MATERIALS, OTHER
WOODWORKING

480701 WOODWORKING, GENERAL

480702 FURNITURE MAKING

480703 MILLWORK AND CABINET MAKING

480799 WOODWORKING, OTHER

PRECISION PRODUCTION, OTHER

489999 PRECISION PRODUCTION, OTHER

* * * * *

TRANSPORTATION AND MATERIAL MOVING

<u>CIP CODE</u>	<u>COURSE TITLE</u>
-----------------	---------------------

AIR TRANSPORTATION

490101	AIR TRANSPORTATION, GENERAL
490102	AIRPLANE PILOTING AND NAVIGATION
490103	AVIATION COMPUTER TECHNOLOGY
490104	AVIATION MANAGEMENT
490105	AIR TRAFFIC CONTROL
490106	FLIGHT ATTENDANTS
490199	AIR TRANSPORTATION, OTHER

VEHICLE AND EQUIPMENT OPERATION

490201	VEHICLE AND EQUIPMENT OPERATION, GENERAL
490202	CONSTRUCTION EQUIPMENT OPERATION
490203	MATERIAL HANDLING
490204	MINING EQUIPMENT OPERATION
490205	TRUCK AND BUS DRIVING
490299	VEHICLE AND EQUIPMENT OPERATION, OTHER

WATER TRANSPORTATION

490301	WATER TRANSPORTATION, GENERAL
490302	BARGE AND BOAT OPERATION
490303	COMMERCIAL FISHING OPERATION
490304	DEEP WATER DIVING AND LIFE SUPPORT SYSTEMS
490305	MARINA OPERATIONS
490306	MARINE MAINTENANCE
490307	MERCHANT MARINE OFFICERS
490308	SAILORS AND DECKHANDS

318

490399 WATER TRANSPORTATION, OTHER
 TRANSPORTATION AND MATERIAL MOVING, OTHER

499999 TRANSPORTATION AND MATERIAL MOVING, OTHER

* * * * *

VISUAL AND PERFORMING ARTS

CIP CODE COURSE TITLE

VISUAL AND PERFORMING ARTS, GENERAL

500101 VISUAL AND PERFORMING ARTS, GENERAL

CRAFTS

500201 CRAFTS, GENERAL

500202 CERAMICS

500203 ENAMELING

500204 FIBER/TEXTILES/WEAVING

500205 GLASS

500206 METAL/JEWELRY

500299 CRAFTS, OTHER

DANCE

500301 DANCE

DESIGN

500401 DESIGN, GENERAL

..... ENVIRONMENTAL DESIGN (SEE 040401)

..... FASHION DESIGN (SEE 190902)

500402 GRAPHIC DESIGN

500403 ILLUSTRATION DESIGN

500404 INDUSTRIAL DESIGN

..... INTERIOR DESIGN (SEE 040501)

..... MEDICAL ILLUSTRATING (SEE 170504)

500405 THEATRE DESIGN

500499 DESIGN, OTHER

319

DRAMATIC ARTS

500501 DRAMATIC ARTS

FILM ARTS

500601 FILM ARTS, GENERAL

500602 CINEMATOGRAPHY/FILM

500603 FILM ANIMATION

500604 HOLOGRAPHY

500605 PHOTOGRAPHY

500606 VIDEO

500699 FILM ARTS, OTHER

FINE ARTS

500701 FINE ARTS, GENERAL

500702 ART CONSERVATION

..... ART EDUCATION (SEE 131302)

500703 ART HISTORY AND APPRECIATION

..... ART THERAPY (SEE 170801)

500704 ARTS MANAGEMENT

500705 DRAWING

500706 INTERMEDIA

500707 KINETICS

500708 PAINTING

500709 SCULPTURE

500799 FINE ARTS, OTHER

GRAPHIC ARTS TECHNOLOGY

500801 GRAPHIC ARTS TECHNOLOGY

MUSIC

500901 MUSIC, GENERAL

500902 MUSIC HISTORY AND APPRECIATION

500903 MUSIC PERFORMANCE

500904 MUSIC THEORY AND COMPOSITION
500999 MUSIC, OTHER
VISUAL AND PERFORMING ARTS, OTHER
509999 VISUAL AND PERFORMING ARTS, OTHER

APPENDIX E: Data File Record Layout

323

322

NLS TRANSCRIPT SURVEY

RECORD LAYOUT FOR STUDENT-LEVEL RAW DATA FILE

07/17/85

<u>VARIABLE</u> <u>NAME</u>	<u>DATA</u> <u>FORMAT</u>	<u>LOCATION</u> <u>START</u>	<u>END</u>
RECTYPE1	I1	1	1
STUID	I6	2	7
REQTRANS	I1	8	8
NUMTRANS	I1	9	9
TRANSFERS	I1	10	10
RCRED01	I3	11	13
RCRED02	I3	14	16
RCRED03	I3	17	19
RCRED04	I3	20	22
RCRED05	I3	23	25
RCRED06	I3	26	28
RCRED07	I3	29	31
RCRED08	I3	32	34
RCRED09	I3	35	37
RCRED10	I3	38	40
RCRED11	I3	41	43
RCRED12	I3	44	46
RCRED13	I3	47	49
RCRED14	I3	50	52
RCRED15	I3	53	55
RCRED16	I3	56	58
RCRED17	I3	59	61
RCRED18	I3	62	64
RCRED19	I3	65	67
RCRED20	I3	68	70
RCRED21	I3	71	73
RCRED22	I3	74	76
RCRED23	I3	77	79
RCRED24	I3	80	82
RCRED25	I3	83	85
RCRED26	I3	86	88
RCRED27	I	89	91
RCRED28	I	92	94
RCRED29	I3	95	97
RCRED30	I3	98	100
RCRED31	I3	101	103
RCRED32	I3	104	106
RCRED33	I3	107	109
RCRED34	I3	110	112
RCRED35	I3	113	115
RCRED36	I3	116	118
RCRED37	I3	119	121
RCRED38	I3	122	124
RCRED39	I3	125	127
RCRED40	I3	128	130
RCRED41	I3	131	133
RCRED42	I3	134	136
RCRED43	I3	137	139
RCRED44	I3	140	142
RCRED45	I3	143	145

NLS TRANSCRIPT SURVEY

RECORD LAYOUT FOR STUDENT-LEVEL RAW DATA FILE

07/17/85

<u>VARIABLE</u> <u>NAME</u>	<u>DATA</u> <u>FORMAT</u>	<u>LOCATION</u> <u>START</u>	<u>END</u>
RCRED46	I3	146	148
RCRED47	I3	149	151
RCRED48	I3	152	154
RCRED49	I3	155	157
RCRED50	I3	158	160
RCRED99	I3	161	163
TCRED01	I3	164	166
TCRED02	I3	167	169
TCRED03	I3	170	172
TCRED04	I3	173	175
TCRED05	I3	176	178
TCRED06	I3	179	181
TCRED07	I3	182	184
TCRED08	I3	185	187
TCRED09	I3	188	190
TCRED10	I3	191	193
TCRED11	I3	194	196
TCRED12	I3	197	199
TCRED13	I3	200	202
TCRED14	I3	203	205
TCRED15	I3	206	208
TCRED16	I3	209	211
TCRED17	I3	212	214
TCRED18	I3	215	217
TCRED19	I3	218	220
TCRED20	I3	221	223
TCRED21	I3	224	226
TCRED22	I3	227	229
TCRED23	I3	230	232
TCRED24	I3	233	235
TCRED25	I3	236	238
TCRED26	I3	239	241
TCRED27	I3	242	244
TCRED28	I3	245	247
TCRED29	I3	248	250
TCRED30	I3	251	253
TCRED31	I3	254	256
TCRED32	I3	257	259
TCRED33	I3	260	262
TCRED34	I3	263	265
TCRED35	I3	266	268
TCRED36	I3	269	271
TCRED37	I3	272	274
TCRED38	I3	275	277
TCRED39	I3	278	280
TCRED40	I3	281	283
TCRED41	I3	284	286
TCRED42	I3	287	289
TCRED43	I3	290	292
TCRED44	I3	293	295

NLS TRANSCRIPT SURVEY

RECORD LAYOUT FOR STUDENT-LEVEL RAW DATA FILE

07/17/85

<u>VARIABLE</u> <u>NAME</u>	<u>DATA</u> <u>FORMAT</u>	<u>LOCATION</u>	
		<u>START</u>	<u>END</u>
TCRED45	I3	296	298
TCRED46	I3	299	301
TCRED47	I3	302	304
TCRED48	I3	305	307
TCRED49	I3	308	310
TCRED50	I3	311	313
TCRED99	I3	314	316
CRACE	I1	317	317
CSEX	I1	318	318
HSPGM	I1	319	319
PARTIC	I4	320	323
REGION	I1	324	324
BYTEST	I1	325	325
BYSES	F7.4	325	332
BYSEST	I1	333	333
WT7	F7.2	334	340
WT1	F7.2	341	347
WT2	F7.2	348	354
WT3	F7.2	355	361
PSTSOC72	I1	362	362
CREDOC72	I3	363	365
PSTSFE73	I1	366	366
CREDFE73	I3	367	369
PSTSJU73	I1	370	370
CREDJU73	I3	371	373
PSTSOC73	I1	374	374
CREDOC73	I3	375	377
PSTSFE74	I1	378	378
CREDFE74	I3	379	381
PSTSJU74	I1	382	382
CREDJU74	I3	383	385
PSTSOC74	I1	386	386
CREDOC74	I3	387	389
PSTSFE75	I1	390	390
CREDFE75	I3	391	393
PSTSJU75	I1	394	394
CREDJU75	I3	395	397
PSTSOC75	I1	398	398
CREDOC75	I3	399	401
PSTSFE76	I1	402	402
CREDFE76	I3	403	405
PSTSJU76	I1	406	406
CREDJU76	I3	407	409

NLS TRANSCRIPT SURVEY

RECORD LAYOUT FOR TRANSCRIPT-LEVEL RAW DATA FILE

07/17/85

<u>VARIABLE</u> <u>NAME</u>	<u>DATA</u> <u>FORMAT</u>	<u>LOCATION</u>	
		<u>START</u>	<u>END</u>
RECTYPE2	I1	1	1
STUID	I6	2	7
TRANSNUM	I1	8	8
FICE	I6	9	14
TRANSFLAG	I1	15	15
TRANSFLRT	I1	16	16
FINDISP	I1	17	17
PSREGION	I1	18	18
INSTYPE	I1	19	19
TERMS	I2	20	21
DEGREE1	I1	22	22
DEGNAME1	A7	23	29
GPA1	F7.3	30	36
HONORS1	I1	37	37
DEGMON1	I2	38	39
DEGYR1	I2	40	41
DEGREE2	I1	42	42
DEGNAME2	A7	43	49
GPA2	F7.3	50	56
HONORS2	I1	57	57
DEGMON2	I2	58	59
DEGYR2	I2	60	61
DEGREE3	I1	62	62
DEGNAME3	A7	63	69
GPA3	F7.3	70	76
HONORS3	I1	77	77
DEGMON3	I2	78	79
DEGYR3	I2	80	81
MAJCIP1	I6	82	87
MAJTEXT1	A25	88	112
MAJCIP2	I6	113	118
MAJTEXT2	A25	119	143
MAJCIP3	I6	144	149
MAJTEXT3	A25	150	174
MINCIP1	I6	175	180
MINTEXT1	A25	181	205
MINCIP2	I6	206	211
MINTEXT2	A25	212	236
MINCIP3	I6	237	242
MINTEXT3	A25	243	267
GENGPA	F7.3	268	274
TCREDA	I3	275	277
TCREDE	I3	278	280

NLS TRANSCRIPT SURVEY

RECORD LAYOUT FOR TERM-LEVEL RAW DATA FILE

07/17/85

VARIABLE NAME	DATA FORMAT	LOCATION	
		START	END
RECTYPE3	I1	1	1
STUID	I6	2	7
TRANSNUM	I1	8	8
TERMNUM	I2	9	10
SORTDATE	I4	11	14
TRANSFER	I1	15	15
TERMTYPE	I1	16	16
COURSES	I2	17	18
STARTMON	I2	19	20
STARTYR	I2	21	22
ENDMON	I2	23	24
ENDYR	I2	25	26
SEASON	I1	27	27
GRADCODE	I1	28	28
PASSGRAD	I3	29	31
HIGHGRAD	I3	32	34
LOWGRAD	I3	35	37
MEMO	A25	38	62

327

NLS TRANSCRIPT SURVEY

RECORD LAYOUT FOR COURSE-LEVEL RAW DATA FILE

07/17/85

<u>VARIABLE</u> <u>NAME</u>	<u>DATA</u> <u>FORMAT</u>	<u>LOCATION</u>	
		<u>START</u>	<u>END</u>
RECTYPE4	I1	1	1
STUID	I6	2	7
TRANSNUM	I1	8	8
TERMNUM	I2	9	10
CRSECIP	I6	11	16
CRSECRED	F7.3	17	23
CRSGRADA	A2	24	25
CRSGRADB	F7.3	26	32
GRADTYPE	I1	33	33
CRSENAME	A25	34	58

Appendix F: Frequency Distributions

Frequency Distributions for Student-Level Variables (p. 335)
Frequency Distributions for Transcript-Level Variables (p. 375)
Frequency Distributions for Term-Level Variables (p. 506)
Frequency Distributions for Course-Level Variables (p. 515)

333329

STUDENT-LEVEL FILE FREQUENCIES

17:34 MONDAY, AUGUST 12, 1985 276

CREDOC72	CREDITS THRU 10-72		PERCENT	CUM PERCENT
	FREQUENCY	CUM FREQ		
0	10688	10688	72.417	72.417
1	30	10718	0.203	72.620
2	29	10747	0.196	72.817
3	163	10910	1.104	73.921
4	56	10966	0.379	74.300
5	33	10999	0.224	74.524
6	130	11129	0.881	75.405
7	61	11190	0.413	75.818
8	33	11223	0.224	76.042
9	41	11264	0.278	76.320
10	28	11292	0.190	76.509
11	15	11307	0.102	76.611
12	42	11349	0.285	76.895
13	24	11373	0.163	77.058
14	17	11390	0.115	77.173
15	19	11409	0.129	77.302
16	26	11435	0.176	77.478
17	9	11444	0.061	77.539
18	9	11453	0.061	77.610
19	5	11458	0.034	77.634
20	5	11463	0.034	77.668
21	2	11465	0.014	77.681
22	1	11466	0.007	77.688
23	2	11468	0.014	77.702
24	3	11471	0.020	77.722
25	3	11474	0.020	77.742
26	2	11476	0.014	77.756
28	2	11478	0.014	77.769
29	3	11481	0.020	77.790
30	3	11484	0.020	77.810
31	1	11485	0.007	77.817
32	2	11487	0.014	77.830
33	2	11489	0.014	77.844
35	2	11491	0.014	77.858
37	2	11493	0.014	77.871
38	1	11494	0.007	77.878
46	1	11495	0.007	77.885
48	1	11496	0.007	77.891
49	1	11497	0.007	77.898
50	2	11499	0.014	77.912
51	3	11502	0.020	77.932
54	1	11503	0.007	77.939
55	1	11504	0.007	77.946
61	1	11505	0.007	77.952
65	1	11506	0.007	77.959
94	1	11507	0.007	77.966
96	1	11508	0.007	77.973
*MISS/NO CR	3251	14759	22.027	100.000

STUDENT-LEVEL FILE FREQUENCIES

17:34 MONDAY, AUGUST 12, 1985 277

CREFE73	CREDITS THRU 2-73			
	FREQUENCY	CUM FREQ	PERCENT	CUM PERCENT
0	3236	3236	21.926	21.926
1	61	3297	0.413	22.339
2	57	3354	0.386	22.725
3	240	3594	1.626	24.351
4	264	3858	1.789	26.140
5	115	3973	0.779	26.919
6	206	4179	1.396	28.315
7	146	4325	0.989	29.304
8	164	4489	1.111	30.415
9	285	4774	1.931	32.346
10	340	5114	2.304	34.650
11	285	5399	1.931	36.581
12	624	6023	4.228	40.809
13	608	6631	4.120	44.929
14	672	7303	4.553	49.482
15	1102	8405	7.467	56.948
16	1263	9668	8.557	65.506
17	744	10412	5.041	70.547
18	374	10786	2.534	73.081
19	131	10917	0.888	73.969
20	110	11027	0.745	74.714
21	59	11086	0.400	75.113
22	57	11143	0.386	75.500
23	39	11182	0.264	75.764
24	30	11212	0.203	75.967
25	33	11245	0.224	76.191
26	24	11269	0.163	76.353
27	18	11287	0.122	76.475
28	33	11320	0.224	76.699
29	18	11338	0.122	76.821
30	29	11367	0.196	77.017
31	16	11383	0.108	77.126
32	24	11407	0.163	77.288
33	13	11420	0.088	77.377
34	17	11437	0.115	77.492
35	2	11439	0.014	77.505
36	11	11450	0.075	77.580
37	4	11454	0.027	77.607
38	1	11455	0.007	77.614
39	3	11458	0.020	77.634
40	3	11461	0.020	77.654
41	3	11464	0.020	77.675
42	2	11466	0.014	77.688
43	2	11468	0.014	77.702
44	2	11470	0.014	77.715
46	4	11474	0.027	77.742
47	1	11475	0.007	77.749
48	2	11477	0.014	77.763
49	2	11479	0.014	77.776
50	2	11481	0.014	77.790
51	4	11485	0.027	77.817
52	3	11488	0.020	77.837
53	4	11492	0.027	77.864
54	1	11493	0.007	77.871

331

STUDENT-LEVEL FILE FREQUENCIES

17:34 MONDAY, AUGUST 12, 1985 278

CREDFE73	CREDITS THRU 2-73			
	FREQUENCY	CUM FREQ	PERCENT	CUM PERCENT
61	1	11494	0.007	77.878
62	1	11495	0.007	77.885
63	2	11497	0.014	77.898
64	1	11498	0.007	77.905
66	1	11499	0.007	77.912
68	1	11500	0.007	77.919
78	1	11501	0.007	77.925
80	1	11502	0.007	77.932
81	1	11503	0.007	77.939
86	1	11504	0.007	77.946
93	1	11505	0.007	77.952
109	1	11506	0.007	77.959
128	1	11507	0.007	77.966
146	1	11508	0.007	77.973
*MISS/NO CR	3251	14759	22.027	100.000

STUDENT-LEVEL FILE FREQUENCIES

17:34 MONDAY, AUGUST 12, 1985 279

CREDJU73	CREDITS THRU 7-73			
	FREQUENCY	CUM FREQ	PERCENT	CUM PERCENT
0	2761	2761	18.707	18.707
1	42	2803	0.285	18.992
2	44	2847	0.298	19.290
3	159	3006	1.077	20.367
4	89	3095	0.603	20.970
5	59	3154	0.400	21.370
6	157	3311	1.064	22.434
7	100	3411	0.678	23.111
8	182	3593	1.233	24.344
9	177	3770	1.199	25.544
10	128	3898	0.867	26.411
11	93	3991	0.630	27.041
12	173	4164	1.172	28.213
13	124	4288	0.840	29.053
14	127	4415	0.860	29.914
15	154	4569	1.043	30.957
16	143	4712	0.969	31.926
17	112	4824	0.759	32.685
18	139	4963	0.942	33.627
19	100	5063	0.678	34.304
20	116	5179	0.786	35.090
21	133	5312	0.901	35.992
22	143	5455	0.969	36.960
23	142	5597	0.962	37.923
24	203	5800	1.375	39.298
25	204	6004	1.382	40.680
26	261	6265	1.768	42.449
27	330	6595	2.236	44.685
28	346	6941	2.344	47.029
29	351	7292	2.378	49.407
30	519	7811	3.516	52.924
31	425	8236	2.880	55.803
32	541	8777	3.666	59.469
33	410	9187	2.778	62.247
34	287	9474	1.945	64.191
35	171	9645	1.159	65.350
36	146	9791	0.989	66.339
37	100	9891	0.678	67.017
38	102	9993	0.691	67.708
39	67	10060	0.454	68.162
40	89	10149	0.603	68.765
41	83	10232	0.562	69.327
42	88	10320	0.596	69.923
43	88	10408	0.596	70.520
44	89	10497	0.603	71.123
45	104	10601	0.705	71.827
46	93	10694	0.630	72.457
47	101	10795	0.684	73.142
48	128	10923	0.867	74.009
49	91	11014	0.617	74.626
50	72	11086	0.488	75.113
51	54	11140	0.366	75.479
52	56	11196	0.379	75.859
53	37	11233	0.251	76.109

333

STUDENT-LEVEL FILE FREQUENCIES

17:34 MONDAY, AUGUST 12, 1985 280

CREDJU73	CREDITS THRU 7-73			
	FREQUENCY	CUM FREQ	PERCENT	CUM PERCENT
54	29	11262	0.196	76.306
55	24	11286	0.163	76.469
56	20	11306	0.136	76.604
57	15	11321	0.102	76.706
58	8	11329	0.054	76.760
59	19	11348	0.129	76.889
60	17	11365	0.115	77.004
61	7	11372	0.047	77.051
62	14	11386	0.095	77.146
63	7	11393	0.047	77.194
64	17	11410	0.115	77.309
65	7	11417	0.047	77.356
66	6	11423	0.041	77.397
67	2	11425	0.014	77.410
68	7	11432	0.047	77.458
69	3	11435	0.020	77.478
70	7	11442	0.047	77.526
71	4	11446	0.027	77.553
72	4	11450	0.027	77.580
73	1	11451	0.007	77.587
74	4	11455	0.027	77.614
75	1	11456	0.007	77.620
76	1	11457	0.007	77.627
77	3	11460	0.020	77.648
78	3	11463	0.020	77.668
79	2	11465	0.014	77.681
80	4	11469	0.027	77.709
81	3	11472	0.020	77.729
82	1	11473	0.007	77.736
83	3	11476	0.020	77.756
84	1	11477	0.007	77.763
85	3	11480	0.020	77.783
86	4	11484	0.027	77.810
87	1	11485	0.007	77.817
88	1	11486	0.007	77.824
90	3	11489	0.020	77.844
92	4	11493	0.027	77.871
93	2	11495	0.014	77.885
94	3	11498	0.020	77.905
96	1	11499	0.007	77.912
99	1	11500	0.007	77.919
100	2	11502	0.014	77.932
102	2	11504	0.014	77.946
111	1	11505	0.007	77.952
124	1	11506	0.007	77.959
146	1	11507	0.007	77.966
156	1	11508	0.007	77.973
*MISS/ND CR	3251	14759	22.027	100.000

STUDENT-LEVEL FILE FREQUENCIES

17:34 MONDAY, AUGUST 12, 1985 281

CREDOC73	CREDITS THRU 10-73			
	FREQUENCY	CUM FREQ	PERCENT	CUM PERCENT
0	2694	2694	18.253	18.253
1	40	2734	0.271	18.524
2	46	2780	0.312	18.836
3	166	2946	1.125	19.961
4	90	3036	0.610	20.570
5	68	3104	0.461	21.031
6	159	3263	1.077	22.109
7	102	3365	0.691	22.800
8	177	3542	1.199	23.999
9	170	3712	1.152	25.151
10	136	3848	0.921	26.072
11	88	3936	0.596	26.668
12	171	4107	1.159	27.827
13	121	4228	0.820	28.647
14	116	4344	0.786	29.433
15	145	4489	0.982	30.415
16	138	4627	0.935	31.350
17	106	4733	0.718	32.068
18	137	4870	0.928	32.997
19	98	4968	0.650	33.647
20	111	5077	0.752	34.399
21	120	5197	0.813	35.212
22	133	5330	0.901	36.114
23	144	5474	0.976	37.089
24	188	5662	1.274	38.363
25	187	5849	1.267	39.630
26	219	6068	1.484	41.114
27	297	6365	2.012	43.126
28	308	6673	2.087	45.213
29	309	6982	2.094	47.307
30	482	7464	3.266	50.573
31	411	7875	2.785	53.357
32	537	8412	3.638	56.996
33	382	8794	2.588	59.584
34	275	9069	1.863	61.447
35	197	9266	1.335	62.782
36	165	9431	1.118	63.900
37	136	9567	0.921	64.821
38	126	9693	0.854	65.675
39	87	9780	0.589	66.265
40	109	9889	0.739	67.003
41	102	9991	0.691	67.694
42	101	10092	0.684	68.379
43	111	10203	0.772	69.131
44	89	10292	0.603	69.734
45	125	10417	0.847	70.581
46	110	10527	0.745	71.326
47	114	10641	0.772	72.098
48	135	10776	0.915	73.013
49	96	10872	0.650	73.664
50	68	10940	0.461	74.124
51	53	10993	0.359	74.483
52	56	11049	0.379	74.863
53	49	11098	0.332	75.195

335

STUDENT-LEVEL FILE FREQUENCIES

17:34 MONDAY, AUGUST 12, 1985 282

CREDOC73	CREDITS THRU 10-73			
	FREQUENCY	CUM FREQ	PERCENT	CUM PERCENT
54	39	11137	0.264	75.459
55	22	11159	0.149	75.608
56	30	11189	0.203	75.811
57	22	11211	0.149	75.960
58	14	11225	0.095	76.055
59	30	11255	0.203	76.259
60	21	11276	0.142	76.401
61	12	11288	0.081	76.482
62	18	11306	0.122	76.604
63	17	11323	0.115	76.719
64	22	11345	0.149	76.868
65	14	11359	0.095	76.963
66	9	11368	0.061	77.024
67	5	11373	0.034	77.058
68	9	11382	0.061	77.119
69	12	11394	0.081	77.200
70	9	11403	0.061	77.261
71	8	11411	0.054	77.316
72	8	11419	0.054	77.370
73	4	11423	0.027	77.397
74	4	11427	0.027	77.424
75	4	11431	0.027	77.451
76	5	11436	0.034	77.485
77	6	11442	0.041	77.526
78	5	11447	0.034	77.559
79	2	11449	0.014	77.573
80	5	11454	0.034	77.607
81	1	11455	0.007	77.614
83	3	11458	0.020	77.634
84	1	11459	0.007	77.641
85	4	11463	0.027	77.668
86	4	11467	0.027	77.695
87	1	11468	0.007	77.702
88	1	11469	0.007	77.709
89	2	11471	0.014	77.722
90	4	11475	0.027	77.749
91	2	11477	0.014	77.763
92	6	11483	0.041	77.803
93	4	11487	0.027	77.830
94	1	11488	0.007	77.837
95	2	11490	0.014	77.851
97	2	11492	0.014	77.864
99	2	11494	0.014	77.878
100	2	11496	0.014	77.891
102	3	11499	0.020	77.912
104	1	11500	0.007	77.919
106	1	11501	0.007	77.925
107	1	11502	0.007	77.932
109	1	11503	0.007	77.939
111	2	11505	0.014	77.952
137	1	11506	0.007	77.959
146	1	11507	0.007	77.966
170	1	11508	0.007	77.973
*MISS/NO CR	3251	14759	22.027	100.000

STUDENT-LEVEL FILE FREQUENCIES

17:34 MONDAY, AUGUST 12, 1985 283

CREFE74	CREDITS THRU 2-74			
	FREQUENCY	CUM FREQ	PERCENT	CUM PERCENT
0	2155	2155	14.601	14.601
1	42	2197	0.285	14.886
2	52	2249	0.352	15.238
3	164	2413	1.111	16.349
4	95	2508	0.644	16.993
5	68	2576	0.461	17.454
6	139	2715	0.942	18.396
7	69	2784	0.468	18.863
8	87	2871	0.589	19.453
9	147	3018	0.996	20.449
10	119	3137	0.806	21.255
11	114	3251	0.772	22.027
12	235	3486	1.592	23.619
13	152	3638	1.030	24.649
14	155	3793	1.050	25.700
15	169	3962	1.145	26.845
16	155	4117	1.050	27.895
17	110	4227	0.745	28.640
18	115	4342	0.779	29.419
19	78	4420	0.528	29.948
20	82	4502	0.556	30.503
21	92	4594	0.623	31.127
22	98	4692	0.664	31.791
23	75	4767	0.508	32.299
24	99	4866	0.671	32.970
25	102	4968	0.691	33.661
26	104	5072	0.705	34.365
27	120	5192	0.813	35.179
28	109	5301	0.739	35.917
29	112	5413	0.759	36.676
30	132	5545	0.894	37.570
31	105	5650	0.711	38.282
32	123	5773	0.833	39.115
33	137	5910	0.928	40.043
34	110	6020	0.745	40.789
35	121	6141	0.820	41.609
36	125	6266	0.847	42.455
37	122	6388	0.827	43.282
38	120	6508	0.813	44.095
39	151	6659	1.023	45.118
40	181	6840	1.226	46.345
41	169	7009	1.145	47.490
42	216	7225	1.464	48.953
43	223	7448	1.511	50.464
44	249	7697	1.687	52.151
45	321	8018	2.175	54.326
46	341	8359	2.310	56.637
47	267	8626	1.809	58.446
48	351	8977	2.378	60.824
49	240	9217	1.626	62.450
50	205	9422	1.389	63.839
51	178	9600	1.206	65.045
52	136	9736	0.921	65.967
53	117	9853	0.793	66.759

337

STUDENT-LEVEL FILE FREQUENCIES

17:34 MONDAY, AUGUST 12, 1985 284

CREDFE74	CREDITS THRU 2-74			
	FREQUENCY	CUM FREQ	PERCENT	CUM PERCENT
54	109	9962	0.739	67.498
55	103	10065	0.698	68.196
56	93	10158	0.630	68.826
57	102	10260	0.691	69.517
58	97	10357	0.657	70.174
59	90	10447	0.610	70.784
60	77	10524	0.522	71.306
61	73	10597	0.495	71.800
62	104	10701	0.705	72.505
63	75	10776	0.508	73.013
64	88	10864	0.596	73.609
65	68	10932	0.461	74.070
66	64	10996	0.434	74.504
67	54	11050	0.366	74.870
68	53	11103	0.359	75.229
69	38	11141	0.257	75.486
70	32	11173	0.217	75.703
71	27	11200	0.183	75.886
72	18	11218	0.122	76.008
73	17	11235	0.115	76.123
74	18	11253	0.122	76.245
75	14	11267	0.095	76.340
76	16	11283	0.108	76.448
77	16	11299	0.108	76.557
78	17	11316	0.115	76.672
79	7	11323	0.047	76.719
80	9	11332	0.061	76.780
81	10	11342	0.068	76.848
82	13	11355	0.088	76.936
83	5	11360	0.034	76.970
84	9	11369	0.061	77.031
85	5	11374	0.034	77.065
86	10	11384	0.068	77.133
87	5	11389	0.034	77.166
88	9	11398	0.061	77.227
89	5	11403	0.034	77.261
90	8	11411	0.054	77.316
91	5	11416	0.034	77.349
92	11	11427	0.075	77.424
93	3	11430	0.020	77.444
94	5	11435	0.034	77.478
95	3	11438	0.020	77.498
96	6	11444	0.041	77.539
97	7	11451	0.047	77.587
98	3	11454	0.020	77.607
99	5	11459	0.034	77.641
100	2	11461	0.014	77.654
101	2	11463	0.014	77.668
102	3	11466	0.020	77.688
103	2	11468	0.014	77.702
104	1	11469	0.007	77.709
105	5	11474	0.034	77.742
106	2	11476	0.014	77.756
107	2	11478	0.014	77.769
108	1	11479	0.007	77.776

STUDENT-LEVEL FILE FREQUENCIES

17:34 MONDAY, AUGUST 12, 1985 285

CREFE74	CREDITS THRU 2-74			
	FREQUENCY	CUM FREQ	PERCENT	CUM PERCENT
110	3	11482	0.020	77.797
111	3	11485	0.020	77.817
112	1	11486	0.007	77.824
115	1	11487	0.007	77.830
116	2	11489	0.014	77.844
118	1	11490	0.007	77.851
120	2	11492	0.014	77.864
122	1	11493	0.007	77.871
125	1	11494	0.007	77.878
126	3	11497	0.020	77.898
127	1	11498	0.007	77.905
128	1	11499	0.007	77.912
129	1	11500	0.007	77.919
130	1	11501	0.007	77.925
131	2	11503	0.014	77.939
132	1	11504	0.007	77.946
136	1	11505	0.007	77.952
137	1	11506	0.007	77.959
146	1	11507	0.007	77.966
183	1	11508	0.007	77.973
*MISS/NO CR	3251	14759	22.027	100.000

STUDENT-LEVEL FILE FREQUENCIES

17:34 MDNDAY, AUGUST 12, 1985 286

CREDJU74	CREDITS THRU 7-74			
	FREQUENCY	CUM FREQ	PERCENT	CUM PERCENT
0	1942	1942	13.158	13.158
1	44	1986	0.298	13.456
2	50	2036	0.339	13.795
3	175	2211	1.186	14.981
4	82	2293	0.556	15.536
5	65	2358	0.440	15.977
6	141	2499	0.955	16.932
7	69	2568	0.468	17.400
8	82	2650	0.556	17.955
9	117	2767	0.793	18.748
10	90	2857	0.610	19.358
11	76	2933	0.515	19.873
12	146	3079	0.989	20.862
13	111	3190	0.752	21.614
14	106	3296	0.718	22.332
15	158	3454	1.071	23.403
16	141	3595	0.955	24.358
17	108	3703	0.732	25.090
18	123	3826	0.833	25.923
19	86	3912	0.583	26.506
20	72	3984	0.488	26.994
21	86	4070	0.583	27.576
22	81	4151	0.549	28.125
23	75	4226	0.508	28.633
24	80	4306	0.542	29.175
25	88	4394	0.596	29.772
26	94	4488	0.637	30.409
27	117	4605	0.793	31.201
28	105	4710	0.711	31.913
29	95	4605	0.644	32.556
30	106	4911	0.718	33.275
31	82	4993	0.556	33.830
32	107	5100	0.725	34.555
33	117	5217	0.793	35.348
34	85	5302	0.576	35.924
35	64	5366	0.434	36.357
36	77	5443	0.522	36.879
37	75	5518	0.508	37.387
38	69	5587	0.468	37.855
39	76	5663	0.515	38.370
40	91	5754	0.617	38.986
41	67	5821	0.454	39.440
42	82	5903	0.556	39.996
43	75	5978	0.508	40.504
44	88	6066	0.596	41.100
45	122	6188	0.827	41.927
46	105	6293	0.711	42.638
47	76	6369	0.515	43.153
48	109	6478	0.739	43.892
49	105	6583	0.711	44.603
50	93	6676	0.630	45.233
51	91	6767	0.617	45.850
52	108	6875	0.732	46.582
53	88	6963	0.596	47.178

340

STUDENT-LEVEL FILE FREQUENCIES

17:34 MONDAY, AUGUST 12, 1985 287

CREDJU74	CREDITS THRU 7-74			
	FREQUENCY	CUM FREQ	PERCENT	CUM PERCENT
54	117	7080	0.793	47.971
55	121	7201	0.820	48.791
56	133	7334	0.901	49.692
57	154	7488	1.043	50.735
58	165	7653	1.118	51.853
59	166	7819	1.125	52.978
60	235	8054	1.592	54.570
61	239	8293	1.619	56.189
62	257	8550	1.741	57.931
63	205	8755	1.389	59.320
64	286	9041	1.938	61.258
65	161	9202	1.091	62.348
66	178	9380	1.206	63.554
67	130	9510	0.881	64.435
68	125	9635	0.847	65.282
69	85	9720	0.576	65.858
70	84	9804	0.569	66.427
71	75	9879	0.508	66.935
72	83	9962	0.562	67.498
73	63	10025	0.427	67.925
74	53	10078	0.359	68.284
75	48	10126	0.325	68.609
76	56	10182	0.379	68.988
77	46	10228	0.312	69.300
78	39	10267	0.264	69.564
79	50	10317	0.339	69.903
80	46	10363	0.312	70.215
81	36	10399	0.244	70.459
82	40	10439	0.271	70.730
83	33	10472	0.224	70.953
84	38	10510	0.257	71.211
85	45	10555	0.305	71.516
86	49	10604	0.332	71.848
87	30	10634	0.203	72.051
88	43	10677	0.291	72.342
89	32	10709	0.217	72.559
90	54	10763	0.366	72.925
91	49	10812	0.332	73.257
92	51	10863	0.346	73.603
93	42	10905	0.285	73.887
94	44	10949	0.298	74.185
95	38	10987	0.257	74.443
96	52	11039	0.352	74.795
97	29	11068	0.196	74.992
98	38	11106	0.257	75.249
99	31	11137	0.210	75.459
100	36	11173	0.244	75.703
101	25	11198	0.169	75.872
102	33	11231	0.224	76.096
103	27	11258	0.183	76.279
104	25	11283	0.169	76.448
105	16	11299	0.108	76.557
106	12	11311	0.081	76.638
107	12	11323	0.081	76.719
108	15	11338	0.102	76.821

341

STUDENT-LEVEL FILE FREQUENCIES

17:34 MONDAY, AUGUST 12, 1985 288

CREDJU74	CREDITS THRU 7-74			
	FREQUENCY	CUM FREQ	PERCENT	CUM PERCENT
109	8	11346	0.054	76.875
110	9	11355	0.061	76.936
111	3	11358	0.020	76.956
112	5	11363	0.034	76.990
113	6	11369	0.041	77.031
114	8	11377	0.054	77.085
115	8	11385	0.054	77.139
116	3	11388	0.020	77.160
117	5	11393	0.034	77.194
118	4	11397	0.027	77.221
119	9	11406	0.061	77.282
120	6	11412	0.041	77.322
121	6	11418	0.041	77.363
122	5	11423	0.034	77.397
123	2	11425	0.014	77.410
124	2	11427	0.014	77.424
125	6	11433	0.041	77.465
126	4	11437	0.027	77.492
127	3	11440	0.020	77.512
128	7	11447	0.047	77.559
129	4	11451	0.027	77.587
130	4	11455	0.027	77.614
131	2	11457	0.014	77.627
132	3	11460	0.020	77.648
133	4	11464	0.027	77.675
134	4	11468	0.027	77.702
135	1	11469	0.007	77.709
136	3	11472	0.020	77.729
137	3	11475	0.020	77.749
138	2	11477	0.014	77.763
140	1	11478	0.007	77.769
141	2	11480	0.014	77.783
142	1	11481	0.007	77.790
143	2	11483	0.014	77.803
144	1	11484	0.007	77.810
145	1	11485	0.007	77.817
146	2	11487	0.014	77.830
147	1	11488	0.007	77.837
148	1	11489	0.007	77.844
152	2	11491	0.014	77.858
154	1	11492	0.007	77.864
159	1	11493	0.007	77.871
160	1	11494	0.007	77.878
161	1	11495	0.007	77.885
162	1	11496	0.007	77.891
164	2	11498	0.014	77.905
167	1	11499	0.007	77.912
178	1	11500	0.007	77.919
182	1	11501	0.007	77.925
186	1	11502	0.007	77.932
190	2	11504	0.014	77.946
192	2	11506	0.014	77.959
194	1	11507	0.007	77.966
195	1	11508	0.007	77.973
*MISS/NO CR	3251	14759	22.027	100.000

342

STUDENT-LEVEL FILE FREQUENCIES

17:34 MONDAY, AUGUST 12, 1985 289

CREDOC74	CREDITS THRU 10-74			
	FREQUENCY	CUM FREQ	PERCENT	CUM PERCENT
0	1864	1864	12.630	12.630
1	45	1909	0.305	12.934
2	49	1958	0.332	13.266
3	197	2155	1.335	14.601
4	83	2238	0.562	15.164
5	68	2306	0.461	15.624
6	158	2464	1.071	16.695
7	69	2533	0.468	17.162
8	83	2616	0.562	17.725
9	119	2735	0.806	18.531
10	97	2832	0.657	19.188
11	78	2910	0.528	19.717
12	144	3054	0.976	20.692
13	109	3163	0.739	21.431
14	102	3265	0.691	22.122
15	143	3408	0.969	23.091
16	137	3545	0.928	24.019
17	110	3655	0.745	24.765
18	125	3780	0.847	25.611
19	86	3866	0.583	26.194
20	75	3941	0.508	26.702
21	88	4029	0.596	27.299
22	83	4112	0.562	27.861
23	69	4181	0.468	28.328
24	84	4265	0.569	28.898
25	82	4347	0.556	29.453
26	92	4439	0.623	30.077
27	104	4543	0.705	30.781
28	103	4646	0.698	31.479
29	89	4735	0.603	32.082
30	111	4846	0.752	32.834
31	83	4929	0.562	33.397
32	101	5030	0.684	34.081
33	118	5148	0.800	34.880
34	81	5229	0.549	35.429
35	61	5290	0.413	35.843
36	71	5361	0.481	36.324
37	75	5436	0.508	36.832
38	73	5509	0.495	37.326
39	73	5582	0.495	37.821
40	95	5677	0.644	38.465
41	66	5743	0.447	38.912
42	71	5814	0.481	39.393
43	79	5893	0.535	39.928
44	80	5973	0.542	40.470
45	113	6086	0.766	41.236
46	97	6183	0.657	41.893
47	64	6247	0.434	42.327
48	94	6341	0.637	42.964
49	103	6444	0.698	43.661
50	87	6531	0.589	44.251
51	88	6619	0.596	44.847
52	87	6706	0.589	45.437
53	86	6792	0.583	46.019

343

STUOENT-LEVEL FILE FREQUENCIES

17:34 MONDAY, AUGUST 12, 1985 290

CREOOC74	CROITS THRU 10-74			
	FREQUENCY	CUM FREQ	PERCENT	CUM PERCENT
54	130	6922	0.881	46.900
55	118	7040	0.800	47.700
56	122	7162	0.827	48.526
57	141	7303	0.955	49.482
58	165	7468	1.118	50.600
59	153	7621	1.037	51.636
60	229	7850	1.552	53.188
61	218	8068	1.477	54.665
62	237	8305	1.606	56.271
63	190	8495	1.287	57.558
64	277	8772	1.877	59.435
65	182	8954	1.233	60.668
66	191	9145	1.294	61.962
67	144	9289	0.976	62.938
68	128	9417	0.867	63.805
69	96	9513	0.650	64.456
70	89	9602	0.603	65.059
71	86	9688	0.583	65.641
72	85	9773	0.576	66.217
73	66	9839	0.447	66.664
74	66	9905	0.447	67.112
75	59	9964	0.400	67.511
76	62	10026	0.420	67.931
77	56	10082	0.379	68.311
78	54	10136	0.366	68.677
79	53	10189	0.359	69.036
80	50	10239	0.339	69.375
81	43	10282	0.291	69.666
82	39	10321	0.264	69.930
83	41	10362	0.278	70.208
84	30	10392	0.203	70.411
85	52	10444	0.352	70.764
86	46	10490	0.312	71.075
87	40	10530	0.271	71.346
88	45	10575	0.305	71.651
89	32	10607	0.217	71.868
90	57	10664	0.305	72.254
91	50	10714	0.339	72.593
92	47	10761	0.318	72.911
93	48	10809	0.325	73.237
94	47	10856	0.318	73.555
95	41	10897	0.278	73.833
96	44	10941	0.298	74.131
97	33	10974	0.224	74.355
98	48	11022	0.325	74.680
99	29	11051	0.196	74.876
100	45	11096	0.305	75.181
101	23	11119	0.156	75.337
102	36	11155	0.244	75.581
103	31	11186	0.210	75.791
104	29	11215	0.196	75.988
105	18	11233	0.122	76.109
106	18	11251	0.122	76.231
107	12	11263	0.081	76.313
108	22	11285	0.149	76.462

STUDENT-LEVEL FILE FREQUENCIES

17:34 MONDAY, AUGUST 12, 1985 291

CREDOC74	CREDITS THRU 10-74			
	FREQUENCY	CUM FREQ	PERCENT	CUM PERCENT
109	14	11299	0.095	76.557
110	15	11314	0.102	76.658
111	10	11324	0.068	76.726
112	9	11333	0.061	76.787
113	10	11343	0.068	76.855
114	9	11352	0.061	76.916
115	9	11361	0.061	76.977
116	4	11365	0.027	77.004
117	6	11371	0.041	77.045
118	4	11375	0.027	77.072
119	8	11383	0.054	77.126
120	8	11391	0.054	77.180
121	5	11396	0.034	77.214
122	8	11404	0.054	77.268
123	1	11405	0.007	77.275
124	4	11409	0.027	77.302
125	7	11416	0.047	77.349
126	2	11418	0.014	77.363
127	4	11422	0.027	77.390
128	8	11430	0.054	77.444
129	5	11435	0.034	77.478
130	3	11438	0.020	77.498
131	4	11442	0.027	77.526
132	3	11445	0.020	77.546
133	3	11448	0.020	77.566
134	5	11453	0.034	77.600
135	2	11455	0.014	77.614
136	2	11457	0.014	77.627
137	4	11461	0.027	77.654
138	3	11464	0.020	77.675
139	1	11465	0.007	77.681
140	1	11466	0.007	77.688
141	1	11467	0.007	77.695
142	1	11468	0.007	77.702
143	4	11472	0.027	77.729
144	2	11474	0.014	77.742
145	2	11476	0.014	77.756
146	2	11478	0.014	77.769
147	2	11480	0.014	77.783
150	3	11483	0.020	77.803
152	1	11484	0.007	77.810
153	1	11485	0.007	77.817
154	1	11486	0.007	77.824
156	2	11488	0.014	77.837
159	3	11491	0.020	77.858
160	1	11492	0.007	77.864
161	2	11494	0.014	77.878
162	1	11495	0.007	77.885
164	1	11496	0.007	77.891
167	1	11497	0.007	77.898
175	1	11498	0.007	77.905
178	1	11499	0.007	77.912
182	2	11501	0.014	77.925
186	1	11502	0.007	77.932
190	1	11503	0.007	77.939

345

STUDENT-LEVEL FILE FREQUENCIES

17:34 MONDAY, AUGUST 12, 1985 292

CREDOC74	CREDITS THRU 10-74			
	FREQUENCY	CUM FREQ	PERCENT	CUM PERCENT
192	2	11505	0.014	77.952
194	1	11506	0.007	77.959
195	1	11507	0.007	77.966
202	1	11508	0.007	77.973
*MISS/NO CR	3251	14759	22.027	100.000

STUDENT-LEVEL FILE FREQUENCIES

17:34 MONDAY, AUGUST 12, 1985 293

CREDFE75	CREDITS THRU 2-75			
	FREQUENCY	CUM FREQ	PERCENT	CUM PERCENT
0	1543	1543	10.455	10.455
1	43	1586	0.291	10.746
2	50	1636	0.339	11.085
3	214	1850	1.450	12.535
4	87	1937	0.589	13.124
5	66	2003	0.447	13.571
6	150	2153	1.016	14.588
7	78	2231	0.528	15.116
8	78	2309	0.528	15.645
9	128	2437	0.867	16.512
10	105	2542	0.711	17.223
11	84	2626	0.569	17.793
12	168	2794	1.138	18.931
13	112	2906	0.759	19.690
14	96	3002	0.650	20.340
15	136	3138	0.921	21.262
16	115	3253	0.779	22.041
17	107	3360	0.725	22.766
18	111	3471	0.752	23.518
19	81	3552	0.549	24.067
20	108	3660	0.732	24.798
21	101	3761	0.684	25.483
22	90	3851	0.610	26.093
23	88	3939	0.596	26.689
24	85	4024	0.576	27.265
25	82	4106	0.556	27.820
26	82	4188	0.556	28.376
27	87	4275	0.589	28.965
28	94	4369	0.637	29.602
29	73	4442	0.495	30.097
30	92	4534	0.623	30.720
31	76	4610	0.515	31.235
32	87	4697	0.589	31.825
33	89	4786	0.603	32.428
34	64	4850	0.434	32.861
35	64	4914	0.434	33.295
36	63	4977	0.427	33.722
37	60	5037	0.407	34.128
38	58	5095	0.393	34.521
39	66	5161	0.447	34.968
40	61	5222	0.413	35.382
41	63	5285	0.427	35.809
42	73	5358	0.495	36.303
43	50	5408	0.339	36.642
44	67	5475	0.454	37.096
45	90	5565	0.610	37.706
46	73	5638	0.495	38.200
47	52	5690	0.352	38.553
48	84	5774	0.569	39.122
49	58	5832	0.393	39.515
50	68	5900	0.461	39.976
51	69	5969	0.468	40.443
52	62	6031	0.420	40.863
53	79	6110	0.535	41.398

347

STUDENT-LEVEL FILE FREQUENCIES

17:34 MONDAY, AUGUST 12, 1985 294

CREDFE75	CREDITS THRU 2-75			
	FREQUENCY	CUM FREQ	PERCENT	CUM PERCENT
54	72	6182	0.488	41.886
55	73	6255	0.495	42.381
56	67	6322	0.454	42.835
57	82	6404	0.556	43.390
58	74	6478	0.501	43.892
59	81	6559	0.549	44.441
60	116	6675	0.786	45.227
61	89	6764	0.603	45.830
62	117	6881	0.793	46.622
63	99	6980	0.671	47.293
64	134	7114	0.908	48.201
65	112	7226	0.759	48.960
66	115	7341	0.779	49.739
67	106	7447	0.718	50.457
68	100	7547	0.678	51.135
69	105	7652	0.71	51.846
70	99	7751	0.671	52.517
71	120	7871	0.813	53.330
72	132	8003	0.894	54.225
73	134	8137	0.908	55.132
74	126	8263	0.854	55.986
75	141	8404	0.955	56.942
76	156	8560	1.057	57.999
77	172	8732	1.165	59.164
78	156	8888	1.057	60.221
79	146	9034	0.989	61.210
80	168	9202	1.138	62.348
81	119	9321	0.806	63.155
82	131	9452	0.888	64.042
83	96	9548	0.650	64.693
84	84	9632	0.569	65.262
85	96	9728	0.650	65.912
86	89	9817	0.603	66.515
87	71	9888	0.481	66.996
88	64	9952	0.434	67.430
89	67	10019	0.454	67.884
90	58	10077	0.393	68.277
91	64	10141	0.434	68.711
92	58	10199	0.393	69.104
93	52	10251	0.352	69.456
94	49	10300	0.332	69.788
95	39	10339	0.264	70.052
96	55	10394	0.373	70.425
97	37	10431	0.251	70.676
98	45	10476	0.305	70.980
99	44	10520	0.298	71.279
100	49	10569	0.332	71.611
101	50	10619	0.339	71.949
102	50	10669	0.339	72.288
103	46	10715	0.312	72.600
104	39	10754	0.264	72.864
105	41	10795	0.278	73.142
106	34	10829	0.230	73.372
107	38	10867	0.257	73.630
108	45	10912	0.305	73.935

348

STUDENT-LEVEL FILE FREQUENCIES

17:34 MONDAY, AUGUST 12, 1985 295

CREFE75	CREDITS THRU 2-75			
	FREQUENCY	CUM FREQ	PERCENT	CUM PERCENT
109	23	10935	0.156	74.090
110	39	10974	0.264	74.355
111	28	11002	0.190	74.544
112	29	11031	0.196	74.741
113	42	11073	0.285	75.025
114	36	11109	0.244	75.269
115	32	11141	0.217	75.486
116	23	11164	0.156	75.642
117	20	11184	0.136	75.777
118	27	11211	0.183	75.960
119	23	11234	0.156	76.116
120	20	11254	0.136	76.252
121	21	11275	0.142	76.394
122	19	11294	0.129	76.523
123	9	11303	0.061	76.584
124	11	11314	0.075	76.658
125	15	11329	0.102	76.760
126	6	11335	0.041	76.801
127	10	11345	0.068	76.868
128	11	11356	0.075	76.943
129	7	11363	0.047	76.990
130	5	11368	0.034	77.024
131	5	11373	0.034	77.058
132	4	11377	0.027	77.085
133	5	11382	0.034	77.119
134	4	11386	0.027	77.146
135	7	11393	0.047	77.194
136	6	11399	0.041	77.234
137	9	11408	0.061	77.295
139	1	11409	0.007	77.302
140	5	11414	0.034	77.336
141	3	11417	0.020	77.356
142	2	11419	0.014	77.370
143	7	11426	0.047	77.417
144	6	11432	0.041	77.458
145	1	11433	0.007	77.465
146	4	11437	0.027	77.492
147	1	11438	0.007	77.498
148	2	11440	0.014	77.512
149	2	11442	0.014	77.526
150	3	11445	0.020	77.546
152	6	11451	0.041	77.587
153	4	11455	0.027	77.614
154	4	11459	0.027	77.641
155	1	11460	0.007	77.648
156	2	11462	0.014	77.661
157	1	11463	0.007	77.668
158	2	11465	0.014	77.681
159	3	11468	0.020	77.702
160	3	11471	0.020	77.722
161	2	11473	0.014	77.736
162	6	11479	0.041	77.776
163	1	11480	0.007	77.783
164	1	11481	0.007	77.790
165	1	11482	0.007	77.797

349

STUDENT-LEVEL FILE FREQUENCIES

17:34 MONDAY, AUGUST 12, 1985 296

CREFE75	CREDITS THRU 2-75			
	FREQUENCY	CUM FREQ	PERCENT	CUM PERCENT
166	2	11484	0.014	77.810
168	2	11486	0.014	77.824
170	1	11487	0.007	77.830
171	2	11489	0.014	77.844
174	1	11490	0.007	77.851
178	2	11492	0.014	77.864
180	2	11494	0.014	77.878
183	1	11495	0.007	77.885
186	1	11496	0.007	77.891
188	1	11497	0.007	77.898
194	1	11498	0.007	77.905
196	1	11499	0.007	77.912
202	1	11500	0.007	77.919
210	1	11501	0.007	77.925
211	1	11502	0.007	77.932
216	1	11503	0.007	77.939
220	1	11504	0.007	77.946
222	1	11505	0.007	77.952
224	1	11506	0.007	77.959
226	2	11508	0.014	77.973
*MISS/NO CR	3251	14759	22.027	100.000

STUDENT-LEVEL FILE FREQUENCIES

17:34 MONDAY, AUGUST 12, 1985 297

CREDJU75	CREDITS THRU 7-75			
	FREQUENCY	CUM FREQ	PERCENT	CUM PERCENT
0	1409	1409	9.547	9.547
1	48	1457	0.325	9.872
2	48	1505	0.325	10.197
3	203	1708	1.375	11.573
4	83	1791	0.562	12.135
5	70	1861	0.474	12.609
6	147	2008	0.996	13.605
7	81	2089	0.549	14.154
8	73	2162	0.495	14.649
9	103	2265	0.698	15.347
10	94	2359	0.637	15.983
11	67	2426	0.454	16.437
12	152	2578	1.030	17.467
13	104	2682	0.705	18.172
14	83	2765	0.562	18.734
15	116	2881	0.786	19.520
16	97	2978	0.657	20.178
17	89	3067	0.603	20.781
18	100	3167	0.678	21.458
19	64	3231	0.434	21.892
20	78	3309	0.528	22.420
21	81	3390	0.549	22.969
22	75	3465	0.508	23.477
23	84	3549	0.569	24.046
24	101	3650	0.684	24.731
25	98	3748	0.664	25.395
26	104	3852	0.705	26.099
27	106	3958	0.718	26.818
28	99	4057	0.671	27.488
29	87	4144	0.589	28.078
30	102	4246	0.691	28.769
31	71	4317	0.481	29.250
32	97	4414	0.657	29.907
33	89	4503	0.603	30.510
34	64	4567	0.434	30.944
35	68	4635	0.461	31.405
36	68	4703	0.461	31.865
37	49	4752	0.332	32.197
38	60	4812	0.407	32.604
39	52	4864	0.352	32.956
40	63	4927	0.427	33.383
41	44	4971	0.298	33.681
42	55	5026	0.373	34.054
43	65	5091	0.440	34.494
44	43	5134	0.291	34.786
45	66	5200	0.447	35.233
46	63	5263	0.427	35.660
47	47	5310	0.318	35.978
48	71	5381	0.481	36.459
49	49	5430	0.332	36.791
50	51	5481	0.346	37.137
51	55	5536	0.373	37.509
52	44	5580	0.298	37.807
53	65	5645	0.440	38.248

351

STUDENT-LEVEL FILE FREQUENCIES

17:34 MONDAY, AUGUST 12, 1985 298

CREDJU75	CREDITS THRU 7-75			
	FREQUENCY	CUM FREQ	PERCENT	CUM PERCENT
54	51	5696	0.346	38.593
55	51	5747	0.346	38.939
56	58	5805	0.393	39.332
57	70	5875	0.474	39.806
58	59	5934	0.400	40.206
59	56	5990	0.379	40.585
60	109	6099	0.739	41.324
61	79	6178	0.535	41.859
62	101	6279	0.684	42.544
63	87	6366	0.589	43.133
64	94	6460	0.637	43.770
65	86	6546	0.583	44.353
66	88	6634	0.596	44.949
67	71	6705	0.481	45.430
68	64	6769	0.434	45.864
69	69	6838	0.468	46.331
70	61	6899	0.413	46.744
71	76	6975	0.515	47.259
72	64	7039	0.434	47.693
73	71	7110	0.481	48.174
74	69	7179	0.468	48.642
75	58	7237	0.393	49.034
76	80	7317	0.542	49.577
77	65	7382	0.440	50.017
78	48	7430	0.325	50.342
79	68	7498	0.461	50.803
80	68	7566	0.461	51.264
81	83	7649	0.562	51.826
82	76	7725	0.515	52.341
83	63	7788	0.427	52.768
84	93	7881	0.630	53.398
85	81	7962	0.549	53.947
86	85	8047	0.576	54.523
87	103	8150	0.698	55.221
88	108	8258	0.732	55.952
89	100	8358	0.678	56.630
90	127	8485	0.860	57.490
91	110	8595	0.745	58.236
92	144	8739	0.976	59.211
93	160	8899	1.084	60.295
94	133	9032	0.901	61.197
95	120	9152	0.813	62.010
96	133	9285	0.901	62.911
97	123	9408	0.833	63.744
98	111	9519	0.752	64.496
99	97	9616	0.657	65.153
100	84	9700	0.569	65.723
101	80	9780	0.542	66.265
102	86	9866	0.583	66.847
103	63	9929	0.427	67.274
104	61	9990	0.413	67.688
105	66	10056	0.447	68.135
106	43	10099	0.291	68.426
107	40	10139	0.271	68.697
108	50	10189	0.339	69.036

STUDENT-LEVEL FILE FREQUENCIES

17:34 MONDAY, AUGUST 12, 1985 299

CREDJU75	CREDITS THRU 7-75			
	FREQUENCY	CUM FREQ	PERCENT	CUM PERCENT
109	47	10236	0.318	69.354
110	42	10278	0.285	69.639
111	27	10305	0.183	69.822
112	37	10342	0.251	70.072
113	38	10380	0.257	70.330
114	44	10424	0.298	70.628
115	31	10455	0.210	70.838
116	27	10482	0.183	71.021
117	19	10501	0.129	71.150
118	30	10531	0.203	71.353
119	29	10560	0.196	71.550
120	32	10592	0.217	71.766
121	24	10616	0.163	71.929
122	25	10641	0.169	72.098
123	20	10661	0.136	72.234
124	33	10694	0.224	72.457
125	27	10721	0.183	72.640
126	28	10749	0.190	72.830
127	23	10772	0.156	72.986
128	28	10800	0.190	73.176
129	20	10820	0.136	73.311
130	25	10845	0.169	73.481
131	23	10868	0.156	73.636
132	23	10891	0.156	73.792
133	23	10914	0.156	73.948
134	35	10949	0.237	74.185
135	28	10977	0.190	74.375
136	31	11008	0.210	74.585
137	21	11029	0.142	74.727
138	13	11042	0.088	74.815
139	11	11053	0.075	74.890
140	26	11079	0.176	75.066
141	30	11109	0.203	75.269
142	32	11141	0.217	75.486
143	18	11159	0.122	75.608
144	22	11181	0.149	75.757
145	23	11204	0.156	75.913
146	16	11220	0.108	76.021
147	25	11245	0.169	76.191
148	14	11259	0.095	76.286
149	16	11275	0.108	76.394
150	20	11295	0.136	76.530
151	15	11310	0.102	76.631
152	10	11320	0.068	76.699
153	7	11327	0.047	76.746
154	9	11336	0.061	76.807
155	6	11342	0.041	76.848
156	9	11351	0.061	76.909
157	10	11361	0.068	76.977
158	8	11369	0.054	77.031
159	9	11378	0.061	77.092
160	2	11380	0.014	77.105
161	8	11388	0.054	77.160
162	4	11392	0.027	77.187
163	8	11400	0.054	77.241

353

STUDENT-LEVEL FILE FREQUENCIES

17:34 MONDAY, AUGUST 12, 1985 300

CREDJU75	CREDITS THRU 7-75			
	FREQUENCY	CUM FREQ	PERCENT	CUM PERCENT
164	4	11404	0.027	77.268
165	4	11408	0.027	77.295
166	5	11413	0.034	77.329
167	2	11415	0.014	77.343
168	3	11418	0.020	77.363
169	4	11422	0.027	77.390
171	2	11424	0.014	77.404
172	3	11427	0.020	77.424
173	3	11430	0.020	77.444
174	2	11432	0.014	77.458
175	6	11438	0.041	77.498
176	3	11441	0.020	77.519
177	1	11442	0.007	77.526
178	2	11444	0.014	77.539
179	2	11446	0.014	77.553
180	3	11449	0.020	77.573
182	3	11452	0.020	77.593
184	2	11454	0.014	77.607
185	3	11457	0.020	77.627
186	3	11460	0.020	77.648
187	1	11461	0.007	77.654
188	2	11463	0.014	77.668
189	1	11464	0.007	77.675
190	1	11465	0.007	77.681
191	1	11466	0.007	77.688
192	4	11470	0.027	77.715
193	2	11472	0.014	77.729
194	2	11474	0.014	77.742
195	1	11475	0.007	77.749
196	3	11478	0.020	77.769
198	1	11479	0.007	77.776
199	2	11481	0.014	77.790
200	3	11484	0.020	77.810
201	1	11485	0.007	77.817
203	1	11486	0.007	77.824
204	1	11487	0.007	77.830
205	2	11489	0.014	77.844
206	1	11490	0.007	77.851
207	1	11491	0.007	77.858
208	1	11492	0.007	77.864
214	2	11494	0.014	77.878
218	1	11495	0.007	77.885
226	1	11496	0.007	77.891
227	1	11497	0.007	77.898
237	1	11498	0.007	77.905
240	1	11499	0.007	77.912
244	2	11501	0.014	77.925
258	1	11502	0.007	77.932
268	1	11503	0.007	77.939
278	1	11504	0.007	77.946
286	1	11505	0.007	77.952
292	1	11506	0.007	77.959
294	1	11507	0.007	77.966
296	1	11508	0.007	77.973
*MISS/NO CR	3251	14759	22.027	100.000

354

STUDENT-LEVEL FILE FREQUENCIES

17:34 MONDAY, AUGUST 12, 1985 301

CREDOC75	CREDITS THRU 10-75			
	FREQUENCY	CUM FREQ	PERCENT	CUM PERCENT
0	1369	1369	9.276	9.276
1	46	1415	0.312	9.587
2	49	1464	0.332	9.919
3	209	1673	1.416	11.335
4	87	1760	0.589	11.925
5	69	1829	0.468	12.392
6	154	1983	1.043	13.436
7	84	2067	0.569	14.005
8	71	2138	0.481	14.486
9	107	2245	0.725	15.211
10	97	2342	0.657	15.868
11	71	2413	0.481	16.349
12	149	2562	1.010	17.359
13	100	2662	0.678	18.036
14	81	2743	0.549	18.585
15	106	2849	0.718	19.303
16	93	2942	0.630	19.934
17	93	3035	0.630	20.564
18	95	3130	0.644	21.207
19	70	3200	0.474	21.682
20	80	3280	0.542	22.224
21	80	3360	0.542	22.766
22	75	3435	0.508	23.274
23	83	3518	0.562	23.836
24	91	3609	0.617	24.453
25	90	3699	0.610	25.063
26	103	3802	0.698	25.761
27	108	3910	0.732	26.492
28	106	4016	0.718	27.211
29	81	4097	0.549	27.759
30	100	4197	0.678	28.437
31	71	4268	0.481	28.918
32	93	4361	0.630	29.548
33	89	4450	0.603	30.151
34	65	4515	0.440	30.592
35	68	4583	0.461	31.052
36	74	4657	0.501	31.554
37	49	4706	0.332	31.886
38	66	4772	0.447	32.333
39	48	4820	0.325	32.658
40	62	4882	0.420	33.078
41	44	4926	0.298	33.376
42	56	4982	0.379	33.756
43	61	5043	0.413	34.169
44	47	5090	0.318	34.487
45	66	5156	0.447	34.935
46	64	5220	0.434	35.368
47	41	5261	0.278	35.646
48	65	5326	0.440	36.086
49	46	5372	0.312	36.398
50	45	5417	0.305	36.703
51	59	5476	0.400	37.103
52	40	5516	0.271	37.374
53	61	5577	0.413	37.787

355

STUDENT-LEVEL FILE FREQUENCIES

17:34 MONDAY, AUGUST 12, 1985 302

CREDOC75	CREDITS THRU 10-75			
	FREQUENCY	CUM FREQ	PERCENT	CUM PERCENT
54	54	5631	0.366	38.153
55	51	5682	0.346	38.499
56	55	5737	0.373	38.871
57	66	5803	0.447	39.318
58	52	5855	0.352	39.671
59	53	5908	0.359	40.030
60	113	6021	0.766	40.795
61	79	6100	0.535	41.331
62	105	6205	0.711	42.042
63	88	6293	0.596	42.638
64	97	6390	0.657	43.296
65	91	6481	0.617	43.912
66	87	6568	0.589	44.502
67	75	6643	0.508	45.010
68	60	6703	0.407	45.416
69	69	6772	0.468	45.884
70	48	6820	0.325	46.209
71	71	6891	0.481	46.690
72	72	6963	0.488	47.178
73	68	7031	0.461	47.639
74	71	7102	0.481	48.120
75	55	7157	0.373	48.492
76	70	7227	0.474	48.967
77	59	7286	0.400	49.366
78	48	7334	0.325	49.692
79	62	7396	0.420	50.112
80	59	7455	0.400	50.512
81	69	7524	0.468	50.979
82	71	7595	0.481	51.460
83	70	7665	0.474	51.934
84	79	7744	0.535	52.470
85	66	7810	0.447	52.917
86	75	7885	0.508	53.425
87	92	7977	0.623	54.048
88	98	8075	0.664	54.712
89	90	8165	0.610	55.322
90	109	8274	0.739	56.061
91	108	8382	0.732	56.792
92	132	8514	0.894	57.687
93	153	8667	1.037	58.723
94	133	8800	0.901	59.625
95	111	8911	0.752	60.377
96	135	9046	0.915	61.291
97	125	9171	0.847	62.138
98	109	9280	0.739	62.877
99	106	9386	0.718	63.595
100	93	9479	0.630	64.225
101	88	9567	0.596	64.821
102	102	9669	0.691	65.513
103	76	9745	0.515	66.028
104	67	9812	0.454	66.481
105	82	9894	0.556	67.037
106	59	9953	0.400	67.437
107	43	9996	0.291	67.728
108	57	10053	0.386	68.114

356

STUDENT-LEVEL FILE FREQUENCIES

17:34 MDNDAY, AUGUST 12, 1985 303

CREDDC75	CREDITS THRU 10-75			
	FREQUENCY	CUM FREQ	PERCENT	CUM PERCENT
109	58	10111	0.393	68.507
110	48	10159	0.325	68.833
111	40	10199	0.271	69.104
112	43	10242	0.291	69.395
113	40	10282	0.271	69.666
114	42	10324	0.285	69.951
115	27	10351	0.183	70.133
116	35	10386	0.237	70.371
117	27	10413	0.183	70.554
118	25	10438	0.169	70.723
119	30	10468	0.203	70.926
120	28	10496	0.190	71.116
121	25	10521	0.169	71.285
122	29	10550	0.196	71.482
123	17	10567	0.115	71.597
124	34	10601	0.230	71.827
125	23	10624	0.156	71.983
126	37	10661	0.251	72.234
127	24	10685	0.163	72.397
128	30	10715	0.203	72.600
129	25	10740	0.169	72.769
130	25	10765	0.169	72.939
131	25	10790	0.169	73.108
132	22	10812	0.149	73.257
133	30	10842	0.203	73.460
134	27	10869	0.183	73.643
135	22	10891	0.149	73.792
136	31	10922	0.210	74.002
137	19	10941	0.129	74.131
138	20	10961	0.136	74.267
139	13	10974	0.088	74.355
140	26	11000	0.176	74.531
141	17	11017	0.115	74.646
142	33	11050	0.224	74.870
143	19	11069	0.129	74.998
144	34	11103	0.230	75.229
145	19	11122	0.129	75.357
146	18	11140	0.122	75.479
147	26	11166	0.176	75.656
148	17	11183	0.115	75.771
149	22	11205	0.149	75.920
150	21	11226	0.142	76.062
151	17	11243	0.115	76.177
152	9	11252	0.061	76.238
153	12	11264	0.081	76.320
154	8	11272	0.054	76.374
155	9	11281	0.061	76.435
156	14	11295	0.095	76.530
157	12	11307	0.081	76.611
158	8	11315	0.054	76.665
159	12	11327	0.081	76.746
160	4	11331	0.027	76.773
161	8	11339	0.054	76.828
162	7	11346	0.047	76.875
163	10	11356	0.068	76.943

357

STUDENT-LEVEL FILE FREQUENCIES

17:34 MONDAY, AUGUST 12, 1985 304

CREDOC75	CREDITS THRU 10-75			
	FREQUENCY	CUM FREQ	PERCENT	CUM PERCENT
164	7	11363	0.047	76.990
165	10	11373	0.068	77.058
166	9	11382	0.061	77.119
167	3	11385	0.020	77.139
168	5	11390	0.034	77.173
169	8	11398	0.054	77.227
170	1	11399	0.007	77.234
171	1	11400	0.007	77.241
172	6	11406	0.041	77.282
173	4	11410	0.027	77.309
174	3	11413	0.020	77.329
175	6	11419	0.041	77.370
176	2	11421	0.014	77.383
178	3	11424	0.020	77.404
179	3	11427	0.020	77.424
180	3	11430	0.020	77.444
181	1	11431	0.007	77.451
182	5	11436	0.034	77.485
183	2	11438	0.014	77.498
184	2	11440	0.014	77.512
185	2	11442	0.014	77.526
186	4	11446	0.027	77.553
187	2	11448	0.014	77.566
188	3	11451	0.020	77.587
189	2	11453	0.014	77.600
190	3	11456	0.020	77.620
191	2	11458	0.014	77.634
192	4	11462	0.027	77.661
193	4	11466	0.027	77.688
194	2	11468	0.014	77.702
196	3	11471	0.020	77.722
198	1	11472	0.007	77.729
199	2	11474	0.014	77.742
200	2	11476	0.014	77.756
201	2	11478	0.014	77.769
202	1	11479	0.007	77.776
203	1	11480	0.007	77.783
205	2	11482	0.014	77.797
206	1	11483	0.007	77.803
207	1	11484	0.007	77.810
208	1	11485	0.007	77.817
210	1	11486	0.007	77.824
212	3	11489	0.020	77.844
214	2	11491	0.014	77.858
218	2	11493	0.014	77.871
227	2	11495	0.014	77.885
229	1	11496	0.007	77.891
234	1	11497	0.007	77.898
237	1	11498	0.007	77.905
240	1	11499	0.007	77.912
244	2	11501	0.014	77.925
258	1	11502	0.007	77.932
268	1	11503	0.007	77.939
278	1	11504	0.007	77.946
286	1	11505	0.007	77.952

STUDENT-LEVEL FILE FREQUENCIES

17:34 MONDAY, AUGUST 12, 1985 305

CREDOC75	CREDITS THRU 10-75			
	FREQUENCY	CUM FREQ	PERCENT	CUM PERCENT
294	1	11506	0.007	77.959
296	1	11507	0.007	77.966
308	1	11508	0.007	77.973
*MISS/NO CR	3251	14759	22.027	100.000

STUDENT-LEVEL FILE FREQUENCIES

17:34 MONDAY, AUGUST 12, 1985 306

CREDFE76	CREDITS THRU 2-76			
	FREQUENCY	CUM FREQ	PERCENT	CUM PERCENT
0	1151	1151	7.799	7.799
1	48	1199	0.325	8.124
2	48	1247	0.325	8.449
3	233	1480	1.579	10.028
4	83	1563	0.562	10.590
5	74	1637	0.501	11.092
6	160	1797	1.084	12.176
7	80	1877	0.542	12.718
8	82	1959	0.556	13.273
9	122	2081	0.827	14.100
10	89	2170	0.603	14.703
11	65	2235	0.440	15.143
12	155	2390	1.050	16.194
13	105	2495	0.711	16.905
14	88	2583	0.596	17.501
15	113	2696	0.766	18.267
16	103	2799	0.698	18.965
17	87	2886	0.589	19.554
18	99	2985	0.671	20.225
19	61	3046	0.413	20.638
20	78	3124	0.528	21.167
21	74	3198	0.501	21.668
22	75	3273	0.508	22.176
23	65	3338	0.440	22.617
24	94	3432	0.637	23.254
25	82	3514	0.556	23.809
26	85	3599	0.576	24.385
27	99	3698	0.671	25.056
28	107	3805	0.725	25.781
29	83	3888	0.562	26.343
30	92	3980	0.623	26.967
31	71	4051	0.481	27.448
32	87	4138	0.589	28.037
33	95	4233	0.644	28.681
34	65	4298	0.440	29.121
35	69	4367	0.468	29.589
36	68	4435	0.461	30.049
37	47	4482	0.318	30.368
38	56	4538	0.379	30.747
39	52	4590	0.352	31.100
40	62	4652	0.420	31.520
41	48	4700	0.325	31.845
42	60	4760	0.407	32.252
43	66	4826	0.447	32.699
44	45	4871	0.305	33.004
45	68	4939	0.461	33.464
46	57	4996	0.386	33.851
47	44	5040	0.298	34.149
48	63	5103	0.427	34.576
49	47	5150	0.318	34.894
50	59	5209	0.400	35.294
51	49	5258	0.332	35.626
52	45	5303	0.305	35.931
53	60	5363	0.407	36.337

360

STUDENT-LEVEL FILE FREQUENCIES

17:34 MONDAY, AUGUST 12, 1985 307

CREFE76	CREDITS THRU 2-76			
	FREQUENCY	CUM FREQ	PERCENT	CUM PERCENT
54	52	5415	0.352	36.689
55	46	5461	0.312	37.001
56	52	5513	0.352	37.353
57	58	5571	0.393	37.746
58	54	5625	0.366	38.112
59	44	5669	0.298	38.410
60	86	5755	0.583	38.993
61	65	5820	0.440	39.434
62	69	5889	0.468	39.901
63	76	5965	0.515	40.416
64	85	6050	0.576	40.992
65	75	6125	0.508	41.500
66	65	6190	0.440	41.941
67	71	6261	0.481	42.422
68	61	6322	0.413	42.835
69	56	6378	0.379	43.214
70	51	6429	0.346	43.560
71	63	6492	0.427	43.987
72	66	6558	0.447	44.434
73	62	6620	0.420	44.854
74	50	6670	0.339	45.193
75	64	6734	0.434	45.626
76	55	6789	0.373	45.999
77	70	6859	0.474	46.473
78	43	6902	0.291	46.765
79	55	6957	0.373	47.137
80	44	7001	0.298	47.435
81	45	7046	0.305	47.740
82	56	7102	0.379	48.120
83	56	7158	0.379	48.499
84	51	7209	0.246	48.845
85	43	7252	0.291	49.136
86	48	7300	0.325	49.461
87	51	7351	0.346	49.807
88	52	7403	0.352	50.159
89	53	7456	0.359	50.518
90	70	7526	0.474	50.993
91	58	7584	0.393	51.386
92	64	7648	0.434	51.819
93	61	7709	0.413	52.233
94	63	7772	0.427	52.659
95	54	7826	0.366	53.025
96	66	7892	0.447	53.472
97	63	7955	0.427	53.899
98	57	8012	0.386	54.286
99	77	8089	0.522	54.807
100	82	8171	0.556	55.363
101	65	8236	0.440	55.803
102	76	8312	0.515	56.318
103	91	8403	0.617	56.935
104	73	8476	0.495	57.429
105	90	8566	0.610	58.039
106	105	8671	0.711	58.751
107	91	8762	0.617	59.367
108	118	8880	0.800	60.167

361

STUDENT-LEVEL FILE FREQUENCIES

17:34 MDNDAY, AUGUST 12, 1985 308

CREDFE76	CREDITS THRU 2-76			
	FREQUENCY	CUM FREQ	PERCENT	CUM PERCENT
109	128	9008	0.867	61.034
110	105	9113	0.711	61.745
111	123	9236	0.833	62.579
112	123	9359	0.833	63.412
113	85	9444	0.576	63.988
114	103	9547	0.698	64.686
115	85	9632	0.576	65.262
116	87	9719	0.589	65.851
117	81	9800	0.549	66.400
118	73	9873	0.495	66.895
119	71	9944	0.481	67.376
120	65	10009	0.440	67.816
121	60	10069	0.407	68.223
122	51	10120	0.346	68.568
123	47	10167	0.318	68.887
124	52	10219	0.352	69.239
125	35	10254	0.237	69.476
126	46	10300	0.312	69.788
127	42	10342	0.285	70.072
128	52	10394	0.352	70.425
129	35	10429	0.237	70.662
130	31	10460	0.210	70.872
131	27	10487	0.183	71.055
132	31	10518	0.210	71.265
133	25	10543	0.169	71.434
134	28	10571	0.190	71.624
135	24	10595	0.163	71.787
136	27	10622	0.183	71.970
137	23	10645	0.156	72.125
138	12	10657	0.081	72.207
139	26	10683	0.176	72.383
140	23	10706	0.156	72.539
141	24	10730	0.163	72.701
142	19	10749	0.129	72.830
143	18	10767	0.122	72.952
144	23	10790	0.156	73.108
145	21	10811	0.142	73.250
146	27	10838	0.183	73.433
147	23	10861	0.156	73.589
148	20	10881	0.136	73.725
149	23	10904	0.156	73.880
150	25	10929	0.169	74.050
151	20	10949	0.136	74.185
152	30	10979	0.203	74.389
153	15	10994	0.102	74.490
154	17	11011	0.115	74.605
155	21	11032	0.142	74.748
156	19	11051	0.129	74.876
157	15	11066	0.102	74.978
158	17	11083	0.115	75.093
159	24	11107	0.163	75.256
160	26	11133	0.176	75.432
161	20	11153	0.136	75.567
162	20	11173	0.136	75.703
163	14	11187	0.095	75.798

362

STUDENT-LEVEL FILE FREQUENCIES

17:34 MDNDAY, AUGUST 12, 1985 309

CREDFE76	CREDITS THRU 2-76			
	FREQUENCY	CUM FREQ	PERCENT	CUM PERCENT
164	23	11210	0.156	75.954
165	19	11229	0.129	76.082
166	13	11242	0.088	76.170
167	15	11257	0.102	76.272
168	9	1.266	0.061	76.333
169	10	11276	0.068	76.401
170	13	11289	0.088	76.489
171	8	11297	0.054	76.543
172	8	11305	0.054	76.597
173	9	11314	0.061	76.658
174	13	11327	0.088	76.746
175	10	11337	0.068	76.814
176	5	11342	0.034	76.848
177	3	11345	0.020	76.868
178	8	11353	0.054	76.923
179	8	11361	0.054	76.977
180	11	11372	0.075	77.051
181	11	11383	0.075	77.126
182	10	11393	0.068	77.194
183	4	11397	0.027	77.221
184	5	11402	0.034	77.255
185	1	11403	0.007	77.261
186	2	11405	0.014	77.275
187	5	11410	0.034	77.309
188	4	11414	0.027	77.336
189	2	11416	0.014	77.349
190	4	11420	0.027	77.377
191	3	11423	0.020	77.397
192	6	11429	0.041	77.437
193	3	11432	0.020	77.458
196	2	11434	0.014	77.471
197	4	11438	0.027	77.498
198	3	11441	0.020	77.519
199	3	11444	0.020	77.539
200	4	11448	0.027	77.566
201	2	11450	0.014	77.580
202	4	11454	0.027	77.607
203	1	11455	0.007	77.614
204	3	11458	0.020	77.634
205	3	11461	0.020	77.654
206	2	11463	0.014	77.668
207	3	11466	0.020	77.688
208	1	11467	0.007	77.695
210	2	11469	0.014	77.709
211	2	11471	0.014	77.722
212	1	11472	0.007	77.729
214	1	11473	0.007	77.736
216	1	11474	0.007	77.742
218	1	11475	0.007	77.749
220	2	11477	0.014	77.763
221	1	11478	0.007	77.769
223	2	11480	0.014	77.783
224	1	11481	0.007	77.790
225	2	11483	0.014	77.803
226	1	11484	0.007	77.810

363

STUDENT-LEVEL FILE FREQUENCIES

17:34 MONDAY, AUGUST 12, 1985 310

CREDFE76	CREDITS THRU 2-76			
	FREQUENCY	CUM FREQ	PERCENT	CUM PERCENT
227	1	11485	0.007	77.817
231	2	11487	0.014	77.830
233	1	11488	0.007	77.837
234	1	11489	0.007	77.844
236	1	11490	0.007	77.851
238	2	11492	0.014	77.864
240	1	11493	0.007	77.871
241	1	11494	0.007	77.878
242	2	11496	0.014	77.891
244	1	11497	0.007	77.898
248	2	11499	0.014	77.912
264	1	11500	0.007	77.919
268	1	11501	0.007	77.925
281	1	11502	0.007	77.932
290	1	11503	0.007	77.939
292	1	11504	0.007	77.946
314	1	11505	0.007	77.952
324	1	11506	0.007	77.959
326	1	11507	0.007	77.966
338	1	11508	0.007	77.973
*MISS/NO CR	3251	14759	22.027	100.000

STUDENT-LEVEL FILE FREQUENCIES

17:34 MONDAY, AUGUST 12, 1985 311

CREDJU76	CREDITS THRU 7-76			
	FREQUENCY	CUM FREQ	PERCENT	CUM PERCENT
0	1046	1046	7.087	7.087
1	51	1097	0.346	7.433
2	50	1147	0.339	7.772
3	227	1374	1.538	9.310
4	83	1457	0.562	9.872
5	71	1528	0.481	10.353
6	155	1683	1.050	11.403
7	81	1764	0.549	11.952
8	84	1848	0.569	12.521
9	107	1955	0.725	13.246
10	84	2039	0.569	13.815
11	62	2101	0.420	14.235
12	144	2245	0.976	15.211
13	95	2340	0.644	15.855
14	85	2425	0.576	16.431
15	106	2531	0.718	17.149
16	94	2625	0.637	17.786
17	77	2702	0.522	18.307
18	107	2809	0.725	19.032
19	63	2872	0.427	19.459
20	72	2944	0.488	19.947
21	83	3027	0.562	20.510
22	64	3091	0.434	20.943
23	61	3152	0.413	21.356
24	86	3238	0.583	21.939
25	78	3316	0.528	22.468
26	86	3402	0.583	23.050
27	83	3485	0.562	23.613
28	101	3586	0.684	24.297
29	79	3665	0.535	24.832
30	89	3754	0.603	25.435
31	70	3824	0.474	25.910
32	91	3915	0.617	26.526
33	93	4008	0.630	27.156
34	79	4087	0.535	27.692
35	62	4149	0.420	28.112
36	85	4234	0.576	28.688
37	53	4287	0.359	29.047
38	58	4345	0.393	29.440
39	49	4394	0.332	29.772
40	59	4453	0.400	30.171
41	47	4500	0.318	30.490
42	56	4556	0.379	30.869
43	67	4623	0.454	31.323
44	43	4666	0.291	31.615
45	65	4731	0.440	32.055
46	57	4788	0.386	32.441
47	47	4835	0.318	32.760
48	62	4897	0.420	33.180
49	41	4938	0.278	33.458
50	53	4991	0.359	33.817
51	41	5032	0.278	34.094
52	45	5077	0.305	34.399
53	44	5121	0.298	34.697

365

STUDENT-LEVEL FILE FREQUENCIES

17:34 MONDAY, AUGUST 12, 1985 312

CREDJU76	CREDITS THRU 7-76			
	FREQUENCY	CUM FREQ	PERCENT	CUM PERCENT
54	43	5164	0.291	34.989
55	53	5217	0.359	35.348
56	56	5273	0.379	35.727
57	50	5323	0.339	36.066
58	57	5380	0.386	36.452
59	37	5417	0.251	36.703
60	86	5503	0.583	37.286
61	57	5560	0.386	37.672
62	86	5646	0.583	38.255
63	71	5717	0.481	38.736
64	74	5791	0.501	39.237
65	75	5866	0.508	39.745
66	67	5933	0.454	40.199
67	73	6006	0.495	40.694
68	53	6059	0.359	41.053
69	46	6105	0.312	41.365
70	44	6149	0.298	41.663
71	53	6202	0.359	42.022
72	57	6259	0.386	42.408
73	42	6301	0.285	42.693
74	48	6349	0.325	43.018
75	51	6400	0.346	43.363
76	45	6445	0.305	43.668
77	52	6497	0.352	44.021
78	50	6547	0.339	44.359
79	47	6594	0.318	44.678
80	39	6633	0.264	44.942
81	44	6677	0.298	45.240
82	36	6713	0.244	45.484
83	42	6755	0.285	45.769
84	35	6790	0.237	46.006
85	34	6824	0.230	46.236
86	42	6866	0.285	46.521
87	46	6912	0.312	46.832
88	60	6972	0.407	47.239
89	56	7028	0.379	47.618
90	52	7080	0.352	47.971
91	49	7129	0.332	48.303
92	52	7181	0.352	48.655
93	49	7230	0.332	48.987
94	42	7272	0.285	49.272
95	39	7311	0.264	49.536
96	46	7357	0.312	49.848
97	45	7402	0.305	50.152
98	34	7436	0.230	50.383
99	54	7490	0.366	50.749
100	50	7540	0.339	51.087
101	39	7579	0.264	51.352
102	60	7639	0.407	51.758
103	57	7696	0.386	52.144
104	39	7735	0.264	52.409
105	48	7783	0.325	52.734
106	49	7832	0.332	53.066
107	46	7878	0.312	53.378
108	65	7943	0.440	53.818

STUDENT-LEVEL FILE FREQUENCIES

17:34 MONDAY, AUGUST 12, 1985 313

CREDJU76	CREDITS THRU 7-76			
	FREQUENCY	CUM FREQ	PERCENT	CUM PERCENT
109	57	8000	0.386	54.204
110	58	8058	0.393	54.597
111	66	8124	0.447	55.044
112	63	8187	0.427	55.471
113	48	8235	0.325	55.796
114	71	8306	0.481	56.278
115	51	8357	0.346	56.623
116	64	8421	0.434	57.057
117	60	8481	0.407	57.463
118	58	8539	0.393	57.856
119	70	8609	0.474	58.331
120	107	8716	0.725	59.055
121	97	8813	0.657	59.713
122	101	8914	0.684	60.397
123	95	9009	0.644	61.041
124	136	9145	0.921	61.962
125	111	9256	0.752	62.714
126	110	9366	0.745	63.460
127	77	9443	0.522	63.981
128	142	9585	0.962	64.943
129	91	9676	0.617	65.560
130	106	9782	0.718	66.278
131	80	9862	0.542	66.820
132	65	9927	0.440	67.261
133	64	9991	0.434	67.694
134	65	10056	0.440	68.135
135	59	10115	0.400	68.534
136	49	10164	0.332	68.866
137	49	10213	0.332	69.198
138	32	10245	0.217	69.415
139	23	10268	0.156	69.571
140	42	10310	0.285	69.856
141	30	10340	0.203	70.059
142	24	10364	0.163	70.222
143	26	10390	0.176	70.398
144	31	10421	0.210	70.608
145	18	10439	0.122	70.730
146	19	10458	0.129	70.858
147	24	10482	0.163	71.021
148	15	10497	0.102	71.123
149	17	10514	0.115	71.238
150	20	10534	0.136	71.373
151	23	10557	0.156	71.529
152	20	10577	0.136	71.665
153	13	10590	0.088	71.753
154	20	10610	0.136	71.888
155	15	10625	0.102	71.990
156	22	10647	0.149	72.139
157	20	10667	0.136	72.275
158	11	10678	0.075	72.349
159	22	10700	0.149	72.498
160	20	10720	0.136	72.634
161	8	10728	0.054	72.688
162	10	10738	0.068	72.756
163	14	10752	0.095	72.850

367

STUDENT-LEVEL FILE FREQUENCIES

17:34 MONDAY, AUGUST 12, 1985 314

CREDJU76	CREDITS THRU 7-76			
	FREQUENCY	CUM FREQ	PERCENT	CUM PERCENT
164	13	10765	0.088	72.939
165	10	10775	0.068	73.006
166	18	10793	0.122	73.128
167	19	10812	0.129	73.257
168	12	10824	0.081	73.338
169	14	10838	0.095	73.433
170	12	10850	0.081	73.514
171	11	10861	0.075	73.589
172	17	10878	0.115	73.704
173	18	10896	0.122	73.826
174	12	10908	0.081	73.907
175	17	10925	0.115	74.023
176	22	10947	0.149	74.172
177	16	10963	0.108	74.280
178	20	10983	0.136	74.416
179	18	11001	0.122	74.538
180	30	11031	0.203	74.741
181	24	11055	0.163	74.903
182	13	11068	0.088	74.992
183	12	11080	0.081	75.073
184	22	11102	0.149	75.222
185	16	11118	0.108	75.330
186	25	11143	0.169	75.500
187	12	11155	0.081	75.581
188	16	11171	0.108	75.689
189	18	11189	0.122	75.811
190	25	11214	0.169	75.981
191	14	11228	0.095	76.076
192	18	11246	0.122	76.198
193	15	11261	0.102	76.299
194	17	11278	0.115	76.414
195	21	11299	0.142	76.557
196	12	11311	0.081	76.638
197	16	11327	0.108	76.746
198	9	11336	0.061	76.807
199	13	11349	0.088	76.895
200	10	11359	0.068	76.963
201	9	11368	0.061	77.024
202	4	11372	0.027	77.051
203	4	11376	0.027	77.078
204	3	11379	0.020	77.099
205	6	11385	0.041	77.139
206	5	11390	0.034	77.173
207	9	11399	0.061	77.234
208	4	11403	0.027	77.261
209	5	11408	0.034	77.295
210	5	11413	0.034	77.329
211	3	11416	0.020	77.349
213	4	11420	0.027	77.377
214	3	11423	0.020	77.397
215	3	11426	0.020	77.417
216	6	11432	0.041	77.458
217	2	11434	0.014	77.471
218	3	11437	0.020	77.492
219	1	11438	0.007	77.498

368

STUDENT-LEVEL FILE FREQUENCIES

17:34 MONDAY, AUGUST 12, 1985 315

CREDJU76	CREDITS THRU 7-76			
	FREQUENCY	CUM FREQ	PERCENT	CUM PERCENT
220	4	11442	0.027	77.526
221	1	11443	0.007	77.532
223	1	11444	0.007	77.539
224	2	11446	0.014	77.553
225	1	11447	0.007	77.559
226	2	11449	0.014	77.573
229	1	11450	0.007	77.580
230	2	11452	0.014	77.593
232	1	11453	0.007	77.600
233	1	11454	0.007	77.607
234	2	11456	0.014	77.620
235	1	11457	0.007	77.627
236	1	11458	0.007	77.634
237	1	11459	0.007	77.641
238	3	11462	0.020	77.661
239	1	11463	0.007	77.668
240	2	11465	0.014	77.681
241	1	11466	0.007	77.688
243	1	11467	0.007	77.695
244	3	11470	0.020	77.715
245	1	11471	0.007	77.722
246	1	11472	0.007	77.729
247	1	11473	0.007	77.736
248	2	11475	0.014	77.749
249	1	11476	0.007	77.756
250	1	11477	0.007	77.763
251	1	11478	0.007	77.769
254	1	11479	0.007	77.776
255	2	11481	0.014	77.790
256	1	11482	0.007	77.797
257	2	11484	0.014	77.810
259	1	11485	0.007	77.817
260	1	11486	0.007	77.824
261	1	11487	0.007	77.830
263	2	11489	0.014	77.844
264	1	11490	0.007	77.851
266	2	11492	0.014	77.864
268	1	11493	0.007	77.871
273	2	11495	0.014	77.885
282	1	11496	0.007	77.891
287	1	11497	0.007	77.898
293	1	11498	0.007	77.905
298	1	11499	0.007	77.912
301	1	11500	0.007	77.919
302	1	11501	0.007	77.925
322	1	11502	0.007	77.932
336	1	11503	0.007	77.939
366	2	11505	0.014	77.952
370	1	11506	0.007	77.959
378	2	11508	0.014	77.973
*MISS/NO CR	2251	14759	22.027	100.000

369

TRANSCRIPT-LEVEL FILE FREQUENCIES

17:34 MONDAY, AUGUST 12, 1985 316

RECTYPE2	RECORD TYPE INDICATR			
	FREQUENCY	CUM FREQ	PERCENT	CUM PERCENT
TRANSCRIPT	24431	24431	100.000	100.000

TRANSNUM	TRANSCRIPT NUMBER			
	FREQUENCY	CUM FREQ	PERCENT	CUM PERCENT
1	14759	14759	60.411	60.411
2	6823	21582	27.928	88.339
3	2238	23820	9.160	97.499
4	513	24333	2.100	99.599
5	85	24418	0.348	99.947
6	10	24428	0.041	99.988
7	3	24431	0.012	100.000

TRANSFLAG	RCVD TRANSCRIPT			
	FREQUENCY	CUM FREQ	PERCENT	CUM PERCENT
NO	5398	5398	22.095	22.095
YES	19033	24431	77.905	100.000

TRANSFERT	TRANSFR CRSE FLAG			
	FREQUENCY	CUM FREQ	PERCENT	CUM PERCENT
NO	15032	15032	61.528	61.528
YES	4001	19033	16.377	77.905
MISSING	5398	24431	22.095	100.000

FINDISP	FINAL DISPOSITION			
	FREQUENCY	CUM FREQ	PERCENT	CUM PERCENT
RECEIVED	19033	19033	77.905	77.905
SCH REFUSED	272	19305	1.113	79.018
NO AT/NO SCH	2565	21870	10.499	89.517
LOST/DESTRYO	1113	22983	4.556	94.073
SCH CLOS0/UNDEL	210	23193	0.860	94.933
NO RESPONSE	1238	24431	5.067	100.000

PSREGION	POST-SEC SCHL. REGION			
	FREQUENCY	CUM FREQ	PERCENT	CUM PERCENT
*NORTHEAST	4863	4863	19.905	19.905
*NORTHCENT	5993	10856	24.530	44.435
*SOUTH	8446	19302	34.571	79.006
*WEST	5122	24424	20.965	99.971
*FOREIGN	7	24431	0.029	100.000

TRANSCRIPT-LEVEL FILE FREQUENCIES

17:34 MONDAY, AUGUST 12, 1985 317

INSTYPE	INSTITUTION TYPE			
	FREQUENCY	CUM FREQ	PERCENT	CUM PERCENT
VOCATIONAL	2373	2373	9.713	9.713
PRIV, NON-VOC	4597	6970	18.816	28.529
PUB, A.C.A 4-YR	9662	16632	39.548	68.077
PUB, A.C.A 2-YR	7330	23962	30.003	98.080
FOREIGN	3	23965	0.012	98.093
UNCLASSIFIED	466	24431	1.907	100.000

TERMS	# OF TERMS ON TRNSCR			
	FREQUENCY	CUM FREQ	PERCENT	CUM PERCENT
1	2648	2648	10.839	10.839
2	2201	4849	9.009	19.848
3	1733	6582	7.093	26.941
4	1772	8354	7.253	34.194
5	1307	9661	5.350	39.544
6	1346	11007	5.509	45.053
7	1039	12046	4.253	49.306
8	1243	13289	5.088	54.394
9	1155	14444	4.728	59.122
10	923	15367	3.778	62.900
11	737	16104	3.017	65.916
12	782	16886	3.201	69.117
13	556	17442	2.276	71.393
14	385	17827	1.576	72.969
15	301	18128	1.232	74.201
16	233	18361	0.954	75.155
17	159	18520	0.651	75.805
18	131	18651	0.536	76.342
19	87	18738	0.356	76.698
20	65	18803	0.266	76.964
21	66	18869	0.270	77.234
22	38	18907	0.156	77.389
23	35	18942	0.143	77.533
24	23	18965	0.094	77.627
25	21	18986	0.086	77.713
26	17	19003	0.070	77.782
27	7	19010	0.029	77.811
28	5	19015	0.020	77.831
29	5	19020	0.020	77.852
30	5	19025	0.020	77.872
31	2	19027	0.008	77.881
32	4	19031	0.016	77.897
33	1	19032	0.004	77.901
35	1	19033	0.004	77.905
99	5398	24431	22.095	100.000

TRANSCRIPT-LEVEL FILE FREQUENCIES

17:34 MDNDAY, AUGUST 12, 1985 318

DEGREE1	1ST CREDNTL EARNED			
	FREQUENCY	CUM FREQ	PERCENT	CUM PERCENT
ASSOCIATE	1711	1711	7.003	7.003
BACHELORS	4887	6598	20.003	27.007
MASTERS	428	7026	1.752	28.759
PH.D.	195	7221	0.798	29.557
LICENSE	14	7235	0.057	29.614
CERTIFICATE	565	7800	2.313	31.927
NO DEGREE	11232	19032	45.974	77.901
MISSING	5399	24431	22.099	100.000

DEGREE2	2ND CREDNTL EARNED			
	FREQUENCY	CUM FREQ	PERCENT	CUM PERCENT
ASSOCIATE	36	36	0.147	0.147
BACHELORS	129	165	0.528	0.675
MASTERS	244	409	0.999	1.674
PH.D.	52	461	0.213	1.887
LICENSE	1	462	0.004	1.891
CERTIFICATE	87	549	0.356	2.247
NO DEGREE	9	558	0.037	2.284
MISSING	20773	24431	97.716	100.000

DEGREE3	3RD CREDNTL EARNED			
	FREQUENCY	CUM FREQ	PERCENT	CUM PERCENT
ASSOCIATE	6	6	0.025	0.025
MASTERS	15	21	0.061	0.086
PH.D.	9	30	0.037	0.123
CERTIFICATE	14	44	0.057	0.180
NO DEGREE	3	47	0.012	0.192
MISSING	24384	24431	99.803	100.000

TRANSCRIPT-LEVEL FILE FREQUENCIES

17:34 MONDAY, AUGUST 12, 1985 319

DEGNAME 1	FREQUENCY	CUM FREQ	PERCENT	CUM PERCENT
	17236			
.A.	1	1	0.014	0.014
.A.A.	1	2	0.014	0.028
.A.A.S.	1	3	0.014	0.042
.B.A.	2	5	0.028	0.069
.B.S.	2	7	0.028	0.097
.M.S.W.	1	8	0.014	0.111
.S.	1	9	0.014	0.125
A	1	10	0.014	0.139
A A	1	11	0.014	0.153
A AUTD	3	14	0.042	0.195
A BUS T	1	15	0.014	0.208
A IN GE	1	16	0.014	0.222
A DCCUP	1	17	0.014	0.236
A DF BU	2	19	0.028	0.264
A S	3	22	0.042	0.306
A.	4	26	0.056	0.361
A. A.	7	33	0.097	0.459
A. A. S	4	37	0.056	0.514
A. ASCI	1	38	0.014	0.528
A. B.	7	45	0.097	0.625
A. S.	2	47	0.028	0.653
A. S. N	1	48	0.014	0.667
A. SCI	1	49	0.014	0.681
A. SCI.	1	50	0.014	0.695
A. SCIE	2	52	0.028	0.723
A.A	31	83	0.431	1.154
A.A.	361	444	5.017	6.171
A.A.B.	1	445	0.014	6.185
A.A.D.	1	446	0.014	6.199
A.A.JUS	1	447	0.014	6.213
A.A.S	8	455	0.111	6.324
A.A.S.	113	568	1.55	7.894
A.A.SCI	11	579	0.063	8.047
A.A.	1	580	0.014	8.061
A.B	6	586	0.083	8.145
A.B.	155	741	2.154	10.299
A.B.	1	742	0.014	10.313
A.B.D.P	1	743	0.014	10.327
A.B.ED	3	746	0.042	10.368
A.B.M	1	747	0.014	10.382
A.B.M.	1	748	0.014	10.396
A.E.M.	1	749	0.014	10.410
A.E.S.	1	750	0.014	10.424
A.E.T.	1	751	0.014	10.438
A.ENGI	1	752	0.014	10.452
A.ENGR	1	753	0.014	10.466
A.G.ED	1	754	0.014	10.479
A.L.A.	1	755	0.014	10.493
A.L.E.	1	756	0.014	10.507
A.M.	1	757	0.014	10.521
A.M.L.S	1	758	0.014	10.535
A.O.S.	2	760	0.028	10.563
A.R.N.	1	761	0.014	10.577

373

DEGNAME 1	VERBATIM, 1ST CREDEN			
	FREQUENCY	CUM FREQ	PERCENT	CUM PERCENT
A.S	10	771	0.139	10.716
A.S.	226	997	3.141	13.857
A.S.B.	2	999	0.028	13.885
A.S.N	1	1000	0.014	13.899
A.S.N.	1	1001	0.014	13.912
A.S.S.	5	1006	0.069	13.982
A.S.T.	1	1007	0.014	13.996
A.T.A.	2	1009	0.028	14.024
A-AGRI	1	1010	0.014	14.038
A-ART	1	1011	0.014	14.051
A-ARTS	3	1014	0.042	14.093
A-BUSI	1	1015	0.014	14.107
A-BUSIN	1	1016	0.014	14.121
A-IN AR	1	1017	0.014	14.135
A-SCIEN	1	1018	0.014	14.149
A/ENGR	1	1019	0.014	14.163
A/SC	1	1020	0.014	14.177
A/TECH	1	1021	0.014	14.190
A.A	1	1022	0.014	14.204
AA	270	1292	3.753	17.957
AA&S	4	1296	0.056	18.013
AAA	1	1297	0.014	18.026
AA8	5	1302	0.069	18.096
AAN	1	1303	0.014	18.110
AAS	141	1444	1.960	20.069
AAS NUR	1	1445	0.014	20.083
AAS-BA	1	1446	0.014	20.097
AAT	1	1447	0.014	20.111
AB	52	1499	0.723	20.834
ABS	2	1501	0.028	20.862
AB7	2	1503	0.028	20.890
AC	1	1504	0.014	20.903
ACCT	1	1505	0.014	20.917
ADM JUS	2	1507	0.028	20.945
AEET	1	1508	0.014	20.959
AHT	3	1511	0.042	21.001
ALA	2	1513	0.028	21.028
AM	4	1517	0.056	21.084
AOS	1	1518	0.014	21.098
AP SCIE	2	1520	0.028	21.126
AP. SCI	1	1521	0.014	21.140
APA	1	1522	0.014	21.154
APL SCI	2	1524	0.028	21.181
APP SCI	11	1535	0.153	21.334
APPL SC	3	1538	0.042	21.376
APS	1	1539	0.014	21.390
AR & SC	2	1541	0.028	21.418
AR TRF	1	1542	0.014	21.432
ART SCI	1	1543	0.014	21.445
ARTS	73	1616	1.015	22.460
ARTS-SC	1	1617	0.014	22.474
AS	132	1749	1.835	24.309
AS BUS	1	1750	0.014	24.322
AS NURS	1	1751	0.014	24.336
AS.S.	2	1753	0.028	24.364

TRANSCRIPT-LEVEL FILE FREQUENCIES

17:34 MONDAY, AUGUST 12, 1985 321

DEGNAME1	VERBATIM, 1ST CREDEN			
	FREQUENCY	CUM FREQ	PERCENT	CUM PERCENT
AS'	1	1754	0.014	24.378
ASB	3	1757	0.042	24.420
ASBO	1	1758	0.014	24.434
ASC	1	1759	0.014	24.448
ASSO	1	1760	0.014	24.461
ASSOC	7	1767	0.097	24.559
ASSOC.	1	1768	0.014	24.573
ASSOCIA	12	1780	0.167	24.739
ASSSOC	1	1781	0.014	24.753
AST	1	1782	0.014	24.767
ATA	1	1783	0.014	24.781
AUT TEC	1	1784	0.014	24.795
B	1	1785	0.014	24.809
B A	5	1790	0.069	24.878
B A.	1	1791	0.014	24.892
B ARCH	3	1794	0.042	24.934
B ARCHI	1	1795	0.014	24.948
B ARTS	1	1796	0.014	24.962
B BUS.	1	1797	0.014	24.976
B CET	1	1798	0.014	24.990
B ED	2	1800	0.028	25.017
B EET	1	1801	0.014	25.031
B M ED	1	1802	0.014	25.045
B MUSIC	2	1804	0.028	25.073
B OF AR	2	1806	0.028	25.101
B OF BA	6	1812	0.083	25.184
B OF BU	2	1814	0.028	25.212
B OF M	1	1815	0.014	25.226
B OF MU	3	1818	0.042	25.268
B OF PH	2	1820	0.028	25.295
B OF SC	4	1824	0.055	25.351
B PHARM	1	1825	0.014	25.365
B S	9	1834	0.125	25.490
B SC	2	1836	0.028	25.518
B SCIEN	1	1837	0.014	25.532
B TECH	1	1838	0.014	25.546
B TH	1	1839	0.014	25.559
B. A.	47	1886	0.653	26.213
B. ACCT	1	1887	0.014	26.227
B. B. A	2	1889	0.028	26.254
B. BUSI	4	1893	0.056	26.310
B. M.	1	1894	0.014	26.324
B. M. ED	1	1895	0.014	26.338
B. MED.	1	1896	0.014	26.352
B. MUS	1	1897	0.014	26.366
B. O. M	1	1898	0.014	26.379
E. S.	96	1994	1.334	27.714
B. A.	1	1995	0.014	27.728
B. A.	19	2014	0.264	27.992
B. A.	1039	3053	14.441	42.432
B. A. ED	1	3054	0.014	42.446
B. A.	1	3055	0.014	42.460
B. A. '	2	3057	0.028	42.488
B. A. B. A	1	3058	0.014	42.502
B. A. E.	1	3059	0.014	42.516

375

TRANSCRIPT-LEVEL FILE FREQUENCIES

17:34 MONDAY, AUGUST 12, 1985 322

DEGNAME 1	VERBATIM. 1ST CREDEN			
	FREQUENCY	CUM FREQ	PERCENT	CUM PERCENT
B.A.T.	3	3062	0.042	42.557
B.ARCHI	1	3063	0.014	42.571
B.ARCHT	1	3064	0.014	42.585
B.ARTS	1	3065	0.014	42.599
B.B.A	12	3077	0.167	42.766
B.B.A.	64	3141	0.890	43.655
B.B.A.'	1	3142	0.014	43.669
B.B.AD.	1	3143	0.014	43.683
B.B.ADM	10	3153	0.139	43.822
B.B.ED.	1	3154	0.014	43.836
B.BA	3	3157	0.042	43.878
B.BA.	6	3163	0.083	43.961
B.BADMI	2	3165	0.028	43.989
B.E.D.	1	3166	0.014	44.003
B.E.E.	1	3167	0.014	44.017
B.E.S.	1	3168	0.014	44.031
B.ED	2	3170	0.028	44.058
B.F.A.	25	3195	0.347	44.406
B.FA.	3	3198	0.042	44.448
B.G.S.	4	3202	0.056	44.503
B.J.	1	3203	0.014	44.517
G.M.	13	3216	0.181	44.698
B.M.E.	1	3217	0.014	44.712
B.M.ED	1	3219	0.014	44.726
B.M.ED.	4	3222	0.056	44.781
B.MS	1	3223	0.014	44.795
B.MUS	2	3225	0.028	44.823
B.P.S.	2	3227	0.028	44.851
B.R.E.	1	3228	0.014	44.864
B.S	42	3270	0.584	45.449
B.S CHE	1	3271	0.014	45.462
B.S.	1468	4739	20.403	65.865
B.S. ED	6	4745	0.083	65.949
B.S.(LA	1	4746	0.014	65.962
B.S.'	1	4747	0.014	65.976
B.S.A.	1	4748	0.014	65.990
B.S.B.A	7	4755	0.097	66.088
B.S.BUS	1	4756	0.014	66.101
B.S.C.	2	4758	0.028	66.129
B.S.C.E	1	4759	0.014	66.143
B.S.E.	10	4769	0.139	66.282
B.S.E.E	2	4771	0.028	66.310
B.S.ED	1	4772	0.014	66.324
B.S.ED.	18	4790	0.250	66.574
B.S.H.E	1	4791	0.014	66.588
B.S.J.	1	4792	0.014	66.602
B.S.M.E	4	4796	0.056	66.657
B.S.N	1	4797	0.014	66.671
B.S.N.	14	4811	0.195	66.866
B.S.NUR	2	4813	0.028	66.894
B.S.P.	2	4815	0.028	66.921
B.S.S	1	4816	0.014	66.935
B.S.W.	1	4817	0.014	66.949
B-ARTS	5	4822	0.069	67.019
B-BU AD	1	4823	0.014	67.033

TRANSCRIPT-LEVEL FILE FREQUENCIES

17:34 MONDAY, AUGUST 12, 1985 323

DEGNAME 1	VERBATIM, 1ST CREDEN			
	FREQUENCY	CUM FREQ	PERCENT	CUM PERCENT
B-BUS A	1	4824	0.014	67.047
B-MUSTC	1	4825	0.014	67.060
B-SCI,N	1	4826	0.014	67.074
B-SCIEN	27	4853	0.375	67.450
B/ACCT	2	4855	0.028	67.477
B/MU ED	1	4856	0.014	67.491
B/MUSIC	1	4857	0.014	67.505
BA	568	5425	7.894	75.400
BA ADM	1	5426	0.014	75.413
BA ECDN	1	5427	0.014	75.427
BA ED	1	5428	0.014	75.441
BA ED.	5	5433	0.069	75.511
BA PH.	1	5434	0.014	75.525
BA.	1	5435	0.014	75.539
BA-HIST	1	5436	0.014	75.552
BA/ED	1	5437	0.014	75.566
BA,BS	1	5438	0.014	75.580
BA'	2	5440	0.028	75.608
BACH	4	5444	0.056	75.664
BAE	1	5445	0.014	75.678
BAFA	1	5446	0.014	75.691
BAS	2	5448	0.028	75.719
BBA	55	5503	0.764	76.484
BBSC	1	5504	0.014	76.498
BE	4	5508	0.056	76.553
BET	1	5509	0.014	76.567
BFA	17	5526	0.236	76.803
BGS	2	5528	0.028	76.831
BHS	1	5529	0.014	76.845
BIQ	1	5530	0.014	76.859
BJ	1	5531	0.014	76.873
BLS	1	5532	0.014	76.887
BM	8	5540	0.111	76.998
BME	5	5545	0.069	77.067
BMED	1	5546	0.014	77.081
BMET	1	5547	0.014	77.095
BMUS	2	5549	0.028	77.123
BMUSIC	1	5550	0.014	77.137
SPA	2	5552	0.028	77.165
SPS	1	5553	0.014	77.179
	1	5554	0.014	77.192
	768	6322	10.674	87.867
ACCT	1	6323	0.014	87.880
BS AD A	1	6324	0.014	87.894
BS BUS	1	6325	0.014	87.908
BS BUS.	1	6326	0.014	87.922
BS CHE	1	6327	0.014	87.936
BS ED	9	6336	0.125	88.061
BS ED.	18	6354	0.250	88.311
BS EL E	1	6355	0.014	88.325
BS HEC	1	6356	0.014	88.339
BS IN E	1	6357	0.014	88.353
BS INBA	1	6358	0.014	88.367
BS NURS	4	6362	0.056	88.423
BS PHAR	1	6362	0.014	88.436

377

DEGNAME 1	VERBATIM, 1ST CREDEN			
	FREQUENCY	CUM FREQ	PERCENT	CUM PERCENT
BS S ED.	1	6364	0.014	88.450
BS TECH	1	6365	0.014	88.464
BS.	5	6370	0.069	88.534
BS.BA	1	6371	0.014	88.548
BS.BAD	1	6372	0.014	88.562
BS.ED	2	6374	0.028	88.589
BS.ED.	1	6375	0.014	88.603
BS/BA	1	6376	0.014	88.617
BS/ED	5	6381	0.069	88.687
BS/EDUC	3	6384	0.042	88.728
BS'	1	6385	0.014	88.742
BS''	1	6386	0.014	88.756
BSA	4	6390	0.056	88.812
BSAS	1	6391	0.014	88.826
BSBA	13	6404	0.181	89.006
BSCE	1	6405	0.014	89.020
BSSE	11	6416	0.153	89.173
BSSE	7	6423	0.097	89.270
BSSE	2	6425	0.028	89.298
BSSE	4	6429	0.056	89.354
BSFR	2	6431	0.028	89.382
BSHE	5	6436	0.069	89.451
BSISE	1	6437	0.014	89.465
BSME	2	6439	0.028	89.493
BSMT	1	6440	0.014	89.507
BSN	10	6450	0.139	89.646
BSDE	1	6451	0.014	89.659
BSPE	1	6452	0.014	89.673
BSPH	2	6454	0.028	89.701
BSPHR	2	6456	0.028	89.729
BSS	1	6457	0.014	89.743
BSSE	1	6458	0.014	89.757
BSW	2	6460	0.028	89.785
BUS	4	6464	0.056	89.840
BUS ADM	4	6468	0.056	89.896
BUS. AD	1	6469	0.014	89.910
BUSINES	1	6470	0.014	89.924
CHIRDPR	2	6472	0.028	89.951
D DENTA	2	6474	0.028	89.979
D MEDIC	2	6476	0.028	90.007
D DF DP	2	6478	0.028	90.035
D. D. K	1	6479	0.014	90.049
D. D. S	1	6480	0.014	90.063
D. D. S.	1	6481	0.014	90.076
D. JURIR	1	6482	0.014	90.090
D. JURI	1	6483	0.014	90.104
D. M.	2	6484	0.028	90.132
D. MED.	2	6485	0.028	90.160
D. DF D	1	6486	0.014	90.174
D.C	1	6489	0.014	90.188
D.C.	4	6493	0.056	90.243
D.D.S	3	6496	0.042	90.285
D.D.S.	12	6508	0.157	90.452
D.M	1	6509	0.014	90.466
D.M.D.	1	6510	0.014	90.479

TRANSCRIPT-LEVEL FILE FREQUENCIES

17:34 MONDAY, AUGUST 12, 1985 325

DEGNAME 1	FREQUENCY	VERBATIM, 1ST CREDEN CUM FREQ	PERCENT	CUM PERCENT
D.O.	1	6511	0.014	90.493
D.PH.	1	6512	0.014	90.507
D.V.M.	1	6513	0.014	90.521
D.VM.	2	6515	0.028	90.549
D-DENTA	1	6516	0.014	90.563
D-LAW	3	6519	0.042	90.605
D-MEDIC	3	6522	0.042	90.646
DAT PRO	1	6523	0.014	90.660
DIPLOMA	10	6533	0.139	90.799
DIV	1	6534	0.014	90.813
DIV CSL	1	6535	0.014	90.827
DIVINIT	3	6538	0.042	90.869
DJ	1	6539	0.014	90.883
DO	3	6542	0.042	90.924
DOC	2	6544	0.028	90.952
DOC.	1	6545	0.014	90.966
DOCTORI	1	6546	0.014	90.980
DPM	3	6549	0.042	91.022
DR. MED	2	6551	0.028	91.049
DVM	1	6552	0.014	91.063
ECT STU	1	6553	0.014	91.077
ED	2	6555	0.028	91.105
ED B	1	6556	0.014	91.119
EDD	1	6557	0.014	91.133
EDM	2	6559	0.028	91.161
EDUC	1	6560	0.014	91.174
EGI.TEC	1	6561	0.014	91.188
EL ED	2	6563	0.028	91.216
ELC ST	1	6564	0.014	91.230
ELE ED	1	6565	0.014	91.244
ELEC TC	1	6566	0.014	91.258
ELECTRI	1	6567	0.014	91.272
ELEM ED	1	6568	0.014	91.286
ELEMENT	1	6569	0.014	91.300
ENGIN	2	6571	0.028	91.327
ENGINEE	2	6573	0.028	91.355
ENV HLH	1	6574	0.014	91.369
F.S.	1	6575	0.014	91.383
GEN EDU	1	6576	0.014	91.397
GEN STU	2	6578	0.028	91.425
GENERAL	1	6579	0.014	91.438
GR ART	1	6580	0.014	91.452
HEALTH	1	6581	0.014	91.466
HEB LIT	1	6582	0.014	91.480
HIST	2	6584	0.028	91.508
HSPTLY	1	6585	0.014	91.522
HUMAN	1	6586	0.014	91.536
INT MGT	1	6587	0.014	91.550
INTER D	1	6588	0.014	91.564
J. D.	1	6589	0.014	91.577
J.D	1	6590	0.014	91.591
J.D.	28	6618	0.389	91.981
JD	30	6648	0.417	92.397
JD LAW	3	6651	0.042	92.439
JUDIS D	1	6652	0.014	92.453

379

TRANSCRIPT-LEVEL FILE FREQUENCIES

17:34 MONDAY, AUGUST 12, 1985 326

DEGNAME1	FREQUENCY	VERBATIM, 1ST CREDEN CUM FREQ	PERCENT	CUM PERCENT
JURIS	1	6653	0.014	92.467
JURIS D	9	6662	0.125	92.592
LANG	1	6663	0.014	92.606
LAW ENF	1	6664	0.014	92.620
LIFE SC	1	6665	0.014	92.634
M	2	6667	0.028	92.662
M E	1	6668	0.014	92.675
M ED	4	6672	0.056	92.731
M ED.	3	6675	0.042	92.773
M OF BU	1	6676	0.014	92.787
M OF ED	3	6679	0.042	92.828
M OF MU	1	6680	0.014	92.842
M OF PA	1	6681	0.014	92.856
M OF SC	1	6682	0.014	92.870
M S	1	6683	0.014	92.884
M. A.	3	6686	0.042	92.926
M. B. A	1	6687	0.014	92.940
M. D.	1	6688	0.014	92.953
M. DIV	1	6689	0.014	92.967
M. ED.	1	6690	0.014	92.981
M. LIB	1	6691	0.014	92.995
M. S.	3	6694	0.042	93.037
M. SCI.	1	6695	0.014	93.051
M.A.	73	6768	1.015	94.065
M.A.ED.	3	6771	0.042	94.107
M.B.A.	20	6791	0.278	94.385
M.B.ADM	1	6792	0.014	94.399
M.BA	1	6793	0.014	94.413
M.BA.	1	6794	0.014	94.427
M.C.S.	1	6795	0.014	94.441
M.O.	28	6823	0.389	94.830
M.DIV.	4	6827	0.056	94.885
M.E.O.	1	6828	0.014	94.899
M.ED	4	6832	0.056	94.955
M.ED.	8	6840	0.111	95.066
M.EDU	1	6841	0.014	95.080
M.EDUC	1	6842	0.014	95.094
M.ENGR.	1	6843	0.014	95.108
M.F.A.	2	6845	0.028	95.136
M.H.A.	1	6846	0.014	95.149
M.H.S.A	1	6847	0.014	95.163
M.L.SC.	1	6848	0.014	95.177
M.LIB.	1	6849	0.014	95.191
M.M.	1	6850	0.014	95.205
M.M.S.	1	6851	0.014	95.219
M.M.SC.	1	6852	0.014	95.233
M.MUS.	1	6853	0.014	95.247
M.OF MU	1	6854	0.014	95.261
M.P.A.	3	6857	0.042	95.302
M.PHIL	2	6859	0.028	95.320
M.RE.	1	6860	0.014	95.344
M.S	1	6861	0.014	95.358
M.S.	59	6920	0.820	96.178
M.S.E.	4	6924	0.056	96.233
M.S.E.E	1	6925	0.014	96.247

TRANSCRIPT-LEVEL FILE FREQUENCIES

17:34 MONDAY, AUGUST 12, 1985 327

DEGNAME 1	FREQUENCY	CUM FREQ	PERCENT	CUM PERCENT
M.S.ED.	2	6927	0.028	96.275
M.S.T.	1	6928	0.014	96.289
M.S.W.	3	6931	0.042	96.331
M-ARTS	2	6933	0.028	96.359
M-BA	2	6935	0.028	96.386
M-BU AD	3	6938	0.042	96.428
M-EDUC	1	6939	0.014	96.442
M-EDUCA	2	6941	0.028	96.470
M-MUSIC	2	6943	0.028	96.498
M-PUB H	1	6944	0.014	96.511
M-SCI S	2	6946	0.028	96.539
M-SCLEN	1	6947	0.014	96.553
M-SDIV	3	6950	0.042	96.595
M-MUSIC	1	6951	0.014	96.609
MA	27	6978	0.375	96.984
MA ED.	1	6979	0.014	96.998
MA EDUC	1	6980	0.014	97.012
MA-SOCI	1	6981	0.014	97.026
MASTER	2	6983	0.028	97.054
MASTERS	6	6989	0.083	97.137
MBA	30	7019	0.417	97.554
MD	15	7034	0.208	97.762
ME	4	7038	0.056	97.818
MED	5	7043	0.069	97.887
MFA	5	7048	0.069	97.957
MLS	1	7049	0.014	97.971
MM	2	7051	0.028	97.999
MDF EDU	1	7052	0.014	98.013
MPA	1	7053	0.014	98.026
MPH	1	7054	0.014	98.040
MS	44	7098	0.612	98.652
MS ED	1	7099	0.014	98.666
MS ED.	2	7101	0.028	98.694
MS-WFS	1	7102	0.014	98.707
MSE	2	7104	0.028	98.735
MSIE	1	7105	0.014	98.749
MUS ED	1	7106	0.014	98.763
N R TEC	1	7107	0.014	98.777
NURSING	1	7108	0.014	98.791
NURSNG	1	7109	0.014	98.805
O.D.	2	7111	0.028	98.833
DPTOMET	1	7112	0.014	98.846
PH. D.	2	7114	0.028	98.874
PH.D	1	7115	0.014	98.888
PH.D.	4	7119	0.056	98.944
PH-D	1	7120	0.014	98.958
PHAR	1	7121	0.014	98.972
PHAR. D	1	7122	0.014	98.986
PHARM.D	1	7123	0.014	98.999
PHD	2	7125	0.028	99.027
PHY ED	1	7126	0.014	99.041
PHYSIOL	1	7127	0.014	99.055
POD MED	1	7128	0.014	99.069
PSYCH	1	7129	0.014	99.083
REL EDU	1	7130	0.014	99.097

381

TRANSCRIPT-LEVEL FILE FREQUENCIES

17:34 MONDAY, AUGUST 12, 1985 328

DEGNAME1	VERBATIM, 1ST CREDEN			
	FREQUENCY	CUM FREQ	PERCENT	CUM PERCENT
S. TECH	2	7132	0.028	99.1
SCI	10	7142	0.139	99.
SCI CJ	1	7143	0.014	99.
SCIENCE	47	7190	0.653	99.2
SEMINRY	1	7191	0.014	99.944
SOC	1	7192	0.014	99.958
TCHNG	1	7193	0.014	99.972
THEOLOG	1	7194	0.014	99.986
URB ST	1	7195	0.014	100.000

TRANSCRIPT-LEVEL FILE FREQUENCIES

17:34 MONDAY, AUGUST 12, 1985 329

DEGNAME2	VERBATIM, 2ND CREDEN			
	FREQUENCY	CUM FREQ	PERCENT	CUM PERCENT
	23970			
A.A.	5	5	1.085	1.085
A.A.S.	1	6	0.217	1.302
A.AGRI	1	7	0.217	1.518
A.B.	1	8	0.217	1.735
A.M.	2	10	0.434	2.169
A.R.N.	1	11	0.217	2.386
A.S.	1	12	0.217	2.603
A.S.	6	18	1.302	3.905
AA	6	24	1.302	5.206
AAS	3	27	0.651	5.857
AB	1	28	0.217	6.074
AM	2	30	0.434	6.508
APL SCI	1	31	0.217	6.725
APP SCI	1	32	0.217	6.941
ARTS	3	35	0.651	7.592
AS	5	40	1.085	8.677
B. ARCH	1	41	0.217	8.894
B.A.	18	59	3.905	12.798
B.B.A.	2	61	0.434	13.232
B.M.	1	62	0.217	13.449
B.M.E.	1	63	0.217	13.666
B.S.	34	97	7.375	21.041
B.S.ENG	1	98	0.217	21.258
B.S.MED	1	99	0.217	21.475
B-SC-VS	1	100	0.217	21.692
BA	19	119	4.121	25.813
BA MATH	1	120	0.217	26.030
BBA	2	122	0.434	26.464
BEE	1	123	0.217	26.681
BHS	1	124	0.217	26.898
BM	1	125	0.217	27.115
SME	1	126	0.217	27.332
BS	30	156	6.508	33.839
BS ED.	1	157	0.217	34.056
BS INBA	1	158	0.217	34.273
BS JDUR	1	159	0.217	34.490
BSA	1	160	0.217	34.707
BSBA	1	161	0.217	34.924
BSE	1	162	0.217	35.141
BSEE	1	163	0.217	35.358
BUS. AD	1	164	0.217	35.575
CHEMIST	1	165	0.217	35.792
D DF PH	1	166	0.217	36.009
D DF	1	167	0.217	36.226
D.D.S	1	168	0.217	36.443
D.D.S	3	171	0.651	37.093
D.PHIL	2	173	0.434	37.527
D-DEN S	1	174	0.217	37.744
D-DENTA	1	175	0.217	37.961
D-MEDIC	1	176	0.217	38.178
D-PHILO	1	177	0.217	38.395
D-VETER	1	178	0.217	38.612
D/DPTDM	1	179	0.217	38.829

383

TRANSCRIPT-LEVEL FILE FREQUENCIES

17:34 MONDAY, AUGUST 12, 1985 330

DEGNAME2	FREQUENCY	CUM FREQ	PERCENT	CUM PERCENT
DDS	1	180	0.217	39.046
DJ	2	182	0.434	39.479
DVM	1	183	0.217	39.696
E.T.T.A	1	184	0.217	39.913
EDUCATI	1	185	0.217	40.130
J.D.	2	187	0.434	40.564
JD	1	188	0.217	40.781
JD LAW	1	189	0.217	40.998
JURIS	3	192	0.651	41.649
JURIS D	5	197	1.085	42.733
M OF MU	1	198	0.217	42.950
M. A.	2	200	0.434	43.384
M. ED	1	201	0.217	43.601
M. S.	2	203	0.434	44.035
M. SW.	1	204	0.217	44.252
M.A	1	205	0.217	44.469
M.A.	31	236	6.725	51.193
M.AC.	1	237	0.217	51.410
M.AGRI	1	238	0.217	51.627
M.B.A.	7	245	1.518	53.145
M.BU AD	1	246	0.217	53.362
M.D.	5	251	1.085	54.447
M.DIV	1	252	0.217	54.664
M.E	1	253	0.217	54.881
M.E.	1	254	0.217	55.098
M.E.E.	1	255	0.217	55.315
M.ED	3	258	0.651	55.965
M.ED.	6	264	1.302	57.267
M.F.A.	1	265	0.217	57.484
M.M.	2	267	0.434	57.918
M.M.ED.	1	268	0.217	58.134
M.MUS	1	269	0.217	58.351
M.MUSIC	1	270	0.217	58.568
M.P.A	1	271	0.217	58.785
M.P.A.	2	273	0.434	59.219
M.R.CDU	1	274	0.217	59.436
M.R.P	1	275	0.217	59.653
M.S	1	276	0.217	59.870
M.S.	46	322	9.978	69.848
M.S.E.	4	326	0.868	70.716
M.S.ED.	1	327	0.217	70.933
M.S.N.	1	328	0.217	71.150
M.S.W.	4	332	0.868	72.017
M-AGRIC	1	333	0.217	72.234
M-BU AD	3	336	0.651	72.385
M-EDUC	1	337	0.217	73.102
M-SCIEN	2	339	0.434	73.536
M/ED	1	340	0.217	73.753
M/EDUC	1	341	0.217	73.970
M/ENG	1	342	0.217	74.187
M/FDRST	1	343	0.217	74.403
MA	21	364	4.555	78.959
MAE	2	366	0.434	79.393
MAHSS	1	367	0.217	79.610
MAST	1	368	0.217	79.826

TRANSCRIPT-LEVEL FILE FREQUENCIES

17:34 MONDAY, AUGUST 12, 1985 331

DEGNAME2	VERBATIM, 2ND CREDEN			
	FREQUENCY	CUM FREQ	PERCENT	CUM PERCENT
MASTER	1	369	0.217	80.043
MASTER'	1	370	0.217	80.260
MAT	1	371	0.217	80.477
MBA	13	384	2.820	83.297
MD	3	387	0.651	83.948
ME	3	390	0.651	84.599
MED	3	393	0.651	85.249
MFA	1	394	0.217	85.466
MFR	1	395	0.217	85.683
MLIS	1	396	0.217	85.900
MLS	2	398	0.434	86.334
MM	1	399	0.217	86.551
MS	34	433	7.375	93.926
MS ED.	2	435	0.434	94.360
MS/ED	1	436	0.217	94.577
MSE	1	437	0.217	94.794
MSIS	1	438	0.217	95.011
MSSM	2	440	0.434	95.445
O.D.	1	441	0.217	95.662
PH D	2	443	0.434	96.095
PH. D	1	444	0.217	96.312
PH. D.	1	445	0.217	96.529
PH.D.	2	447	0.434	96.963
PHARM	1	448	0.217	97.180
PHD	7	455	1.518	98.698
PHILDSO	1	456	0.217	98.915
SCIENCE	4	460	0.868	99.783
VET DDC	1	461	0.217	100.000

TRANSCRIPT-LEVEL FILE FREQUENCIES

17:34 MONDAY, AUGUST 12, 1985 332

DEGNAME3	VERBATIM, 3RD CREDEN			
	FREQUENCY	CUM FREQ	PERCENT	CUM PERCENT
	24401	.		
A.A.	2	2	6.667	6.667
A.S.	1	3	3.333	10.000
A.S.	2	5	6.667	16.667
APP SCI	1	6	3.333	20.000
D.D.S	1	7	3.333	23.333
D-VET,M	1	8	3.333	26.667
JD	1	9	3.333	30.000
JURIS D	1	10	3.333	33.333
M OF ED	1	11	3.333	36.667
M. S.	1	12	3.333	40.000
M.A.	3	15	10.000	50.000
M.D.	1	16	3.333	53.333
M.ED.	2	18	6.667	60.000
M/ENGR	1	19	3.333	63.333
MA ENGL	1	20	3.333	66.667
MBA	1	21	3.333	70.000
MS	3	24	10.000	80.000
MSEE	1	25	3.333	83.333
PH D	1	26	3.333	86.667
PH. D.	1	27	3.333	90.000
PH D.	1	28	3.333	93.333
PHILOS	1	29	3.333	96.667
V.M.D	1	30	3.333	100.000

HONORS1	HONORS, 1ST CREDEN			
	FREQUENCY	CUM FREQ	PERCENT	CUM PERCENT
NO	5825	5825	23.843	23.843
YES	1396	7221	5.714	29.557
MISSING	17210	24431	70.443	100.000

HONORS2	HONORS, 2ND CREDEN			
	FREQUENCY	CUM FREQ	PERCENT	CUM PERCENT
NO	379	379	1.551	1.551
YES	82	461	0.336	1.887
MISSING	23970	24431	98.113	100.000

HONORS3	HONORS, 3RD CREDEN			
	FREQUENCY	CUM FREQ	PERCENT	CUM PERCENT
NO	24	24	0.098	0.098
YES	6	30	0.025	0.123
MISSING	24401	24431	99.877	100.000

TRANSCRIPT-LEVEL FILE FREQUENCIES

17:34 MONDAY, AUGUST 12, 1985 333

GPA 1	GPA FOR 1ST CREDENT.			
	FREQUENCY	CUM FREQ	PERCENT	CUM PERCENT
0	1078	1078	4.412	4.412
0.06	1	1079	0.004	4.417
0.064	1	1080	0.004	4.421
0.076	1	1081	0.004	4.425
0.08	2	1083	0.008	4.433
0.1	1	1084	0.004	4.437
0.11	1	1085	0.004	4.441
0.12	1	1086	0.004	4.445
0.14	1	1087	0.004	4.449
0.167	1	1088	0.004	4.453
0.17	2	1090	0.008	4.462
0.185	1	1091	0.004	4.466
0.2	4	1095	0.016	4.482
0.21	3	1098	0.012	4.494
0.24	1	1099	0.004	4.498
0.25	7	1106	0.029	4.527
0.27	1	1107	0.004	4.531
0.275	1	1108	0.004	4.535
0.29	1	1109	0.004	4.539
0.3	2	1111	0.008	4.548
0.31	2	1113	0.008	4.556
0.32	1	1114	0.004	4.560
0.33	6	1120	0.025	4.584
0.333	1	1121	0.004	4.588
0.34	1	1122	0.004	4.593
0.36	2	1124	0.008	4.601
0.363	1	1125	0.004	4.605
0.364	1	1126	0.004	4.609
0.37	1	1127	0.004	4.613
0.38	2	1129	0.008	4.621
0.39	1	1130	0.004	4.625
0.4	5	1135	0.020	4.646
0.412	1	1136	0.004	4.650
0.42	2	1138	0.008	4.658
0.43	6	1144	0.025	4.683
0.444	2	1146	0.008	4.691
0.45	1	1147	0.004	4.695
0.454	1	1148	0.004	4.699
0.46	2	1150	0.008	4.707
0.47	1	1151	0.004	4.711
0.48	2	1153	0.008	4.719
0.5	23	1176	0.094	4.814
0.52	1	1177	0.004	4.818
0.53	3	1180	0.012	4.830
0.535	1	1181	0.004	4.834
0.545	1	1182	0.004	4.838
0.55	4	1186	0.016	4.854
0.56	1	1187	0.004	4.859
0.57	2	1189	0.008	4.867
0.571	2	1191	0.008	4.875
0.58	1	1192	0.004	4.879
0.583	1	1193	0.004	4.883
0.588	1	1194	0.004	4.887
0.59	1	1195	0.004	4.891

387

TRANSCRIPT-LEVEL FILE FREQUENCIES

17:34 MONDAY, AUGUST 12, 1985 334

GPA FOR 1ST CREDENTL				
GPA1	FREQUENCY	CUM FREQ	PERCENT	CUM PERCENT
0.6	9	1204	0.037	4.928
0.61	1	1205	0.004	4.932
0.62	3	1208	0.012	4.945
0.625	1	1209	0.004	4.949
0.63	4	1213	0.016	4.965
0.64	2	1215	0.008	4.973
0.643	1	1216	0.004	4.977
0.65	2	1218	0.008	4.985
0.654	1	1219	0.004	4.990
0.667	5	1224	0.020	5.010
0.67	7	1231	0.029	5.039
0.677	1	1232	0.004	5.043
0.68	5	1237	0.020	5.063
0.69	2	1239	0.008	5.071
0.692	1	1240	0.004	5.076
0.7	2	1242	0.008	5.084
0.71	4	1246	0.016	5.100
0.714	2	1248	0.008	5.108
0.722	1	1249	0.004	5.112
0.74	2	1251	0.008	5.121
0.741	1	1252	0.004	5.125
0.75	7	1259	0.029	5.153
0.76	2	1261	0.008	5.161
0.77	5	1266	0.020	5.182
0.78	2	1268	0.008	5.190
0.79	1	1269	0.004	5.194
0.794	1	1270	0.004	5.198
0.8	13	1283	0.053	5.252
0.81	3	1286	0.012	5.264
0.818	1	1287	0.004	5.268
0.82	2	1289	0.008	5.276
0.821	1	1290	0.004	5.280
0.825	1	1291	0.004	5.284
0.83	4	1295	0.016	5.301
0.84	1	1296	0.004	5.305
0.85	1	1297	0.004	5.309
0.86	4	1301	0.016	5.325
0.87	2	1303	0.008	5.333
0.88	1	1304	0.004	5.337
0.895	1	1305	0.004	5.342
0.9	7	1312	0.029	5.370
0.906	1	1313	0.004	5.374
0.91	2	1315	0.008	5.383
0.917	1	1316	0.004	5.387
0.92	2	1318	0.008	5.395
0.923	1	1319	0.004	5.399
0.93	4	1323	0.016	5.415
0.931	1	1324	0.004	5.419
0.94	2	1326	0.008	5.428
0.95	2	1328	0.008	5.436
0.958	1	1329	0.004	5.440
0.96	4	1333	0.016	5.456
0.97	1	1334	0.004	5.460
0.99	1	1335	0.004	5.464
1	107	1442	0.438	5.902

388

TRANSCRIPT-LEVEL FILE FREQUENCIES

17:34 MONDAY, AUGUST 12, 1985 335

GPA FOR 1ST CREDENTL				
GPA 1	FREQUENCY	CUM FREQ	PERCENT	CUM PERCENT
1.01	1	1443	0.004	5.906
1.02	5	1448	0.020	5.927
1.03	1	1449	0.004	5.931
1.034	1	1450	0.004	5.935
1.04	2	1452	0.008	5.943
1.047	1	1453	0.004	5.947
1.06	9	1462	0.037	5.984
1.062	1	1463	0.004	5.988
1.063	1	1464	0.004	5.992
1.068	1	1465	0.004	5.996
1.07	6	1471	0.025	6.021
1.077	1	1472	0.004	6.025
1.08	2	1474	0.008	6.033
1.087	1	1475	0.004	6.037
1.088	1	1476	0.004	6.042
1.09	11	1487	0.045	6.087
1.1	5	1492	0.020	6.107
1.103	1	1493	0.004	6.111
1.11	10	1503	0.041	6.152
1.111	1	1504	0.004	6.156
1.118	1	1505	0.004	6.160
1.12	2	1507	0.008	6.168
1.125	1	1508	0.004	6.172
1.13	7	1515	0.029	6.201
1.131	1	1516	0.004	6.205
1.14	7	1523	0.029	6.234
1.142	1	1524	0.004	6.238
1.143	1	1525	0.004	6.242
1.15	8	1533	0.033	6.275
1.16	3	1536	0.012	6.287
1.166	1	1537	0.004	6.291
1.169	1	1538	0.004	6.295
1.17	7	1545	0.029	6.324
1.179	1	1546	0.004	6.328
1.18	5	1551	0.020	6.348
1.19	7	1558	0.029	6.377
1.194	1	1559	0.004	6.381
1.2	14	1573	0.057	6.439
1.205	1	1574	0.004	6.443
1.206	1	1575	0.004	6.447
1.21	8	1583	0.033	6.479
1.211	1	1584	0.004	6.484
1.214	2	1586	0.008	6.492
1.217	1	1587	0.004	6.496
1.22	2	1589	0.008	6.504
1.23	6	1595	0.025	6.529
1.232	1	1596	0.004	6.533
1.235	1	1597	0.004	6.537
1.24	10	1607	0.041	6.578
1.241	1	1608	0.004	6.582
1.245	1	1609	0.004	6.586
1.25	16	1625	0.065	6.651
1.256	1	1626	0.004	6.655
1.26	12	1638	0.049	6.705
1.265	1	1639	0.004	6.709

389

TRANSCRIPT-LEVEL FILE FREQUENCIES

17:34 MONDAY, AUGUST 12, 1985 336

GPA1	GPA FOR 1ST CREDENTL			
	FREQUENCY	CUM FREQ	PERCENT	CUM PERCENT
1.269	1	1640	0.004	6.713
1.27	8	1648	0.033	6.746
1.272	1	1649	0.004	6.750
1.276	1	1650	0.004	6.754
1.28	6	1656	0.025	6.778
1.285	1	1657	0.004	6.782
1.29	10	1667	0.041	6.823
1.297	1	1668	0.004	6.827
1.3	11	1679	0.045	6.872
1.31	5	1684	0.020	6.893
1.313	1	1685	0.004	6.897
1.32	7	1692	0.029	6.926
1.322	1	1693	0.004	6.930
1.33	18	1711	0.074	7.003
1.333	3	1714	0.012	7.016
1.34	4	1718	0.016	7.032
1.35	5	1723	0.020	7.053
1.353	1	1724	0.004	7.057
1.357	1	1725	0.004	7.061
1.36	8	1733	0.033	7.093
1.366	1	1734	0.004	7.098
1.37	8	1742	0.033	7.130
1.373	1	1743	0.004	7.134
1.38	8	1751	0.033	7.167
1.382	1	1752	0.004	7.171
1.385	1	1753	0.004	7.175
1.39	4	1757	0.016	7.192
1.393	1	1758	0.004	7.196
1.4	15	1773	0.061	7.257
1.409	2	1775	0.008	7.265
1.41	10	1785	0.041	7.306
1.415	1	1786	0.004	7.310
1.42	12	1798	0.049	7.360
1.428	1	1799	0.004	7.364
1.429	1	1800	0.004	7.368
1.43	10	1810	0.041	7.409
1.437	1	1811	0.004	7.413
1.439	1	1812	0.004	7.417
1.44	8	1820	0.033	7.450
1.441	1	1821	0.004	7.454
1.442	1	1822	0.004	7.458
1.444	1	1823	0.004	7.462
1.446	1	1824	0.004	7.466
1.448	1	1825	0.004	7.470
1.45	16	1841	0.065	7.536
1.452	1	1842	0.004	7.540
1.457	1	1843	0.004	7.544
1.458	2	1845	0.008	7.552
1.459	2	1847	0.008	7.560
1.46	4	1851	0.016	7.576
1.461	1	1852	0.004	7.581
1.468	1	1853	0.004	7.585
1.469	1	1854	0.004	7.589
1.47	13	1867	0.053	7.642
1.474	1	1868	0.004	7.646

TRANSCRIPT-LEVEL FILE FREQUENCIES

17:34 MONDAY, AUGUST 12, 1985 337

GPA 1	GPA FOR 1ST CREDENTL			
	FREQUENCY	CUM FREQ	PERCENT	CUM PERCENT
1.48	6	1874	0.025	7.671
1.484	1	1875	0.004	7.675
1.486	2	1877	0.008	7.683
1.487	1	1878	0.004	7.687
1.488	1	1879	0.004	7.691
1.489	1	1880	0.004	7.695
1.49	2	1882	0.008	7.703
1.5	65	1947	0.266	7.969
1.508	1	1948	0.004	7.973
1.51	3	1951	0.012	7.986
1.517	1	1952	0.004	7.990
1.52	7	1959	0.029	8.019
1.521	1	1960	0.004	8.023
1.522	1	1961	0.004	8.027
1.53	10	1971	0.041	8.068
1.531	1	1972	0.004	8.072
1.534	1	1973	0.004	8.076
1.539	1	1974	0.004	8.080
1.54	11	1985	0.045	8.125
1.541	1	1986	0.004	8.129
1.548	1	1987	0.004	8.133
1.55	8	1995	0.033	8.166
1.555	1	1996	0.004	8.170
1.557	1	1997	0.004	8.174
1.56	7	2004	0.029	8.203
1.562	1	2005	0.004	8.207
1.564	1	2006	0.004	8.211
1.57	9	2015	0.037	8.248
1.578	1	2016	0.004	8.252
1.58	5	2021	0.020	8.272
1.585	1	2022	0.004	8.276
1.589	1	2023	0.004	8.280
1.59	7	2030	0.029	8.309
1.592	1	2031	0.004	8.313
1.595	1	2032	0.004	8.317
1.6	26	2058	0.106	8.424
1.61	6	2064	0.025	8.448
1.611	1	2065	0.004	8.452
1.615	3	2068	0.012	8.465
1.62	13	2081	0.053	8.518
1.625	1	2082	0.004	8.522
1.63	10	2092	0.041	8.563
1.636	1	2093	0.004	8.567
1.64	6	2099	0.025	8.592
1.646	1	2100	0.004	8.596
1.647	1	2101	0.004	8.600
1.65	14	2115	0.057	8.657
1.66	9	2124	0.037	8.694
1.662	1	2125	0.004	8.698
1.666	1	2126	0.004	8.702
1.667	1	2127	0.004	8.706
1.67	25	2152	0.102	8.808
1.673	1	2153	0.004	8.813
1.68	12	2165	0.049	8.862
1.685	1	2166	0.004	8.866

391

TRANSCRIPT-LEVEL FILE FREQUENCIES

17:34 MONDAY, AUGUST 12, 1985 338

GPA 1	FREQUENCY	CUM FREQ	PERCENT	CUM PERCENT
1.69	17	2183	0.070	8.935
1.694	1	2184	0.004	8.939
1.695	1	2185	0.004	8.944
1.7	14	2199	0.057	9.001
1.703	1	2200	0.004	9.005
1.704	1	2201	0.004	9.009
1.708	1	2202	0.004	9.013
1.71	19	2221	0.078	9.091
1.714	4	2225	0.016	9.107
1.717	1	2226	0.004	9.111
1.72	3	2229	0.012	9.124
1.721	2	2231	0.008	9.132
1.724	1	2232	0.004	9.136
1.726	1	2233	0.004	9.140
1.73	16	2249	0.065	9.206
1.733	1	2250	0.004	9.210
1.737	1	2251	0.004	9.214
1.738	1	2252	0.004	9.218
1.739	1	2253	0.004	9.222
1.74	10	2263	0.041	9.263
1.742	1	2264	0.004	9.267
1.75	32	2296	0.131	9.398
1.756	1	2297	0.004	9.402
1.758	2	2299	0.008	9.410
1.759	1	2300	0.004	9.414
1.76	17	2317	0.070	9.484
1.765	1	2318	0.004	9.488
1.766	2	2320	0.008	9.496
1.768	1	2321	0.004	9.500
1.77	15	2336	0.061	9.562
1.775	1	2337	0.004	9.566
1.777	1	2338	0.004	9.570
1.78	19	2357	0.078	9.648
1.785	1	2358	0.004	9.652
1.79	16	2374	0.065	9.717
1.792	1	2375	0.004	9.721
1.795	1	2376	0.004	9.725
1.797	1	2377	0.004	9.729
1.8	24	2401	0.098	9.828
1.801	1	2402	0.004	9.832
1.808	1	2403	0.004	9.836
1.81	16	2419	0.065	9.901
1.812	1	2420	0.004	9.905
1.813	1	2421	0.004	9.910
1.817	1	2422	0.004	9.914
1.818	2	2424	0.008	9.922
1.82	15	2439	0.061	9.983
1.821	1	2440	0.004	9.987
1.83	12	2452	0.049	10.036
1.833	4	2456	0.016	10.053
1.834	1	2457	0.004	10.057
1.837	1	2458	0.004	10.061
1.84	9	2467	0.037	10.098
1.842	1	2468	0.004	10.102
1.846	2	2470	0.008	10.110

392

TRANSCRIPT-LEVEL FILE FREQUENCIES

17:34 MONDAY, AUGUST 12, 1985 339

GPA 1	FREQUENCY	CUM FREQ	PERCENT	CUM PERCENT
1.848	1	2471	0.004	10.114
1.85	15	2486	0.061	10.176
1.854	1	2487	0.004	10.180
1.855	1	2488	0.004	10.184
1.86	12	2500	0.049	10.233
1.861	1	2501	0.004	10.237
1.866	1	2502	0.004	10.241
1.867	2	2504	0.008	10.249
1.87	16	2520	0.065	10.315
1.873	1	2521	0.004	10.319
1.875	3	2524	0.012	10.331
1.88	12	2536	0.049	10.380
1.885	2	2538	0.008	10.388
1.89	17	2555	0.070	10.458
1.892	1	2556	0.004	10.462
1.893	1	2557	0.004	10.466
1.9	25	2582	0.102	10.569
1.903	1	2583	0.004	10.573
1.904	1	2584	0.004	10.577
1.906	1	2585	0.004	10.581
1.909	1	2586	0.004	10.585
1.91	17	2603	0.070	10.654
1.92	19	2622	0.078	10.732
1.927	1	2623	0.004	10.736
1.929	2	2625	0.008	10.745
1.93	20	2645	0.082	10.826
1.934	3	2648	0.012	10.839
1.935	1	2649	0.004	10.843
1.936	1	2650	0.004	10.847
1.937	1	2651	0.004	10.851
1.94	10	2661	0.041	10.892
1.95	22	2683	0.090	10.982
1.951	1	2684	0.004	10.986
1.957	1	2685	0.004	10.990
1.96	12	2697	0.049	11.039
1.964	1	2698	0.004	11.043
1.966	1	2699	0.004	11.047
1.969	1	2700	0.004	11.052
1.97	15	2715	0.061	11.113
1.972	1	2716	0.004	11.117
1.975	1	2717	0.004	11.121
1.976	1	2718	0.004	11.125
1.98	11	2729	0.045	11.170
1.981	1	2730	0.004	11.174
1.983	1	2731	0.004	11.178
1.986	1	2732	0.004	11.183
1.99	7	2739	0.029	11.211
1.992	1	2740	0.004	11.215
2	383	3123	1.568	12.783
2.002	1	3124	0.004	12.787
2.005	1	3125	0.004	12.791
2.009	2	3127	0.008	12.799
2.01	13	3140	0.053	12.853
2.011	2	3142	0.008	12.861
2.015	1	3143	0.004	12.865

393

TRANSCRIPT-LEVEL FILE FREQUENCIES

17:34 MONDAY, AUGUST 12, 1985 340

GPA FOR 1ST CREDENTL				
GPA 1	FREQUENCY	CUM FREQ	PERCENT	CUM PERCENT
2.018	1	3144	0.004	12.869
2.019	1	3145	0.004	12.873
2.02	13	3158	0.053	12.926
2.022	1	3159	0.004	12.930
2.026	1	3160	0.004	12.934
2.027	1	3161	0.004	12.938
2.028	2	3163	0.008	12.947
2.03	31	3194	0.127	13.074
2.034	1	3195	0.004	13.078
2.036	1	3196	0.004	13.082
2.037	2	3198	0.008	13.090
2.04	20	3218	0.082	13.172
2.041	2	3220	0.008	13.180
2.043	1	3221	0.004	13.184
2.045	1	3222	0.004	13.188
2.048	1	3223	0.004	13.192
2.05	26	3249	0.106	13.299
2.052	1	3250	0.004	13.303
2.054	2	3252	0.008	13.311
2.055	1	3253	0.004	13.315
2.058	1	3254	0.004	13.319
2.059	1	3255	0.004	13.323
2.06	20	3275	0.082	13.405
2.065	1	3276	0.004	13.409
2.066	1	3277	0.004	13.413
2.067	2	3279	0.008	13.421
2.068	2	3281	0.008	13.430
2.07	28	3309	0.115	13.544
2.073	2	3311	0.008	13.552
2.074	1	3312	0.004	13.557
2.08	29	3341	0.119	13.675
2.085	2	3343	0.008	13.683
2.088	2	3345	0.008	13.692
2.089	1	3346	0.004	13.696
2.09	24	3370	0.098	13.794
2.091	2	3372	0.008	13.802
2.092	1	3373	0.004	13.806
2.093	1	3374	0.004	13.810
2.094	1	3375	0.004	13.814
2.098	1	3376	0.004	13.819
2.099	2	3378	0.008	13.827
2.1	39	3417	0.160	13.986
2.11	25	3442	0.102	14.089
2.111	1	3443	0.004	14.093
2.115	1	3444	0.004	14.097
2.117	2	3446	0.008	14.105
2.118	1	3447	0.004	14.109
2.12	31	3478	0.127	14.236
2.121	1	3479	0.004	14.240
2.123	1	3480	0.004	14.244
2.125	7	3487	0.029	14.273
2.129	1	3488	0.004	14.277
2.13	34	3522	0.139	14.416
2.132	1	3523	0.004	14.420
2.137	1	3524	0.004	14.424

TRANSCRIPT-LEVEL FILE FREQUENCIES

17:34 MONDAY, AUGUST 12, 1985 341

GPA 1	GPA FOR 1ST CREDENTL			
	FREQUENCY	CUM FREQ	PERCENT	CUM PERCENT
2.139	1	3525	0.004	14.428
2.14	26	3551	0.106	14.535
2.141	1	3552	0.004	14.539
2.142	1	3553	0.004	14.543
2.143	2	3555	0.008	14.551
2.148	1	3556	0.004	14.555
2.149	1	3557	0.004	14.559
2.15	34	3591	0.139	14.699
2.151	1	3592	0.004	14.703
2.157	1	3593	0.004	14.707
2.159	2	3595	0.008	14.715
2.16	22	3617	0.090	14.805
2.161	1	3618	0.004	14.809
2.162	2	3620	0.008	14.817
2.166	1	3621	0.004	14.821
2.167	2	3623	0.008	14.830
2.168	2	3625	0.008	14.838
2.169	1	3626	0.004	14.842
2.17	35	3661	0.143	14.985
2.171	1	3662	0.004	14.989
2.175	2	3664	0.008	14.997
2.176	4	3668	0.016	15.014
2.177	1	3669	0.004	15.018
2.18	45	3714	0.184	15.202
2.182	2	3716	0.008	15.210
2.183	1	3717	0.004	15.214
2.186	1	3718	0.004	15.218
2.187	1	3719	0.004	15.222
2.19	28	3747	0.115	15.337
2.192	1	3748	0.004	15.341
2.195	2	3750	0.008	15.349
2.199	1	3751	0.004	15.353
2.2	55	3806	0.225	15.579
2.202	1	3807	0.004	15.583
2.208	1	3808	0.004	15.587
2.21	36	3844	0.147	15.734
2.211	1	3845	0.004	15.738
2.213	1	3846	0.004	15.742
2.215	1	3847	0.004	15.746
2.22	30	3877	0.123	15.869
2.222	1	3878	0.004	15.873
2.223	1	3879	0.004	15.877
2.226	1	3880	0.004	15.881
2.23	36	3916	0.147	16.029
2.233	1	3917	0.004	16.033
2.234	1	3918	0.004	16.037
2.235	2	3920	0.008	16.045
2.236	1	3921	0.004	16.049
2.237	1	3922	0.004	16.053
2.239	1	3923	0.004	16.057
2.24	30	3953	0.123	16.180
2.248	1	3954	0.004	16.184
2.25	70	4024	0.287	16.471
2.251	1	4025	0.004	16.475
2.253	1	4026	0.004	16.479

395

GPA FOR 1ST CREDENTL				
GPA 1	FREQUENCY	CUM FREQ	PERCENT	CUM PERCENT
2.254	1	4027	0.004	16.483
2.255	1	4028	0.004	16.487
2.257	2	4030	0.008	16.495
2.259	1	4031	0.004	16.500
2.26	24	4055	0.098	16.598
2.261	1	4056	0.004	16.602
2.263	1	4057	0.004	16.606
2.267	2	4059	0.008	16.614
2.268	1	4060	0.004	16.618
2.27	34	4094	0.139	16.757
2.271	1	4095	0.004	16.761
2.273	1	4096	0.004	16.766
2.277	1	4097	0.004	16.770
2.28	31	4128	0.127	16.897
2.283	1	4129	0.004	16.901
2.284	1	4130	0.004	16.905
2.285	3	4133	0.012	16.917
2.29	35	4168	0.143	17.060
2.293	1	4169	0.004	17.064
2.294	1	4170	0.004	17.068
2.296	2	4172	0.008	17.077
2.298	1	4173	0.004	17.081
2.299	1	4174	0.004	17.085
2.3	58	4232	0.237	17.322
2.303	1	4233	0.004	17.326
2.308	1	4234	0.004	17.330
2.309	1	4235	0.004	17.335
2.31	39	4274	0.160	17.494
2.311	1	4275	0.004	17.498
2.312	1	4276	0.004	17.502
2.313	2	4278	0.008	17.511
2.314	3	4281	0.012	17.523
2.315	2	4283	0.008	17.531
2.317	2	4285	0.008	17.539
2.318	1	4286	0.004	17.543
2.319	1	4287	0.004	17.547
2.32	28	4315	0.115	17.662
2.322	1	4316	0.004	17.666
2.323	1	4317	0.004	17.670
2.324	1	4318	0.004	17.674
2.325	1	4319	0.004	17.678
2.327	1	4320	0.004	17.682
2.328	1	4321	0.004	17.687
2.33	60	4381	0.246	17.932
2.333	8	4389	0.033	17.965
2.336	1	4390	0.004	17.969
2.338	2	4392	0.008	17.977
2.34	32	4424	0.131	18.108
2.342	2	4426	0.008	18.116
2.344	2	4428	0.008	18.125
2.345	1	4429	0.004	18.129
2.346	1	4430	0.004	18.133
2.347	1	4431	0.004	18.137
2.348	1	4432	0.004	18.141
2.35	41	4473	0.168	18.309

TRANSCRIPT-LEVEL FILE FREQUENCIES

17:34 MONDAY, AUGUST 12, 1985 343

GPA 1	GPA FOR 1ST CREDENTL			
	FREQUENCY	CUM FREQ	PERCENT	CUM PERCENT
2.353	1	4474	0.004	18.313
2.356	1	4475	0.004	18.317
2.357	4	4479	0.016	18.333
2.358	1	4480	0.004	18.337
2.36	34	4514	0.139	18.477
2.362	1	4515	0.004	18.481
2.365	1	4516	0.004	18.485
2.366	1	4517	0.004	18.489
2.368	2	4519	0.008	18.497
2.369	1	4520	0.004	18.501
2.37	30	4550	0.123	18.624
2.373	1	4551	0.004	18.628
2.375	4	4555	0.016	18.644
2.38	38	4593	0.156	18.800
2.383	1	4594	0.004	18.804
2.385	3	4597	0.012	18.816
2.387	2	4599	0.008	18.824
2.388	1	4600	0.004	18.829
2.39	32	4632	0.131	18.960
2.392	1	4633	0.004	18.964
2.394	2	4635	0.008	18.972
2.395	1	4636	0.004	18.976
2.396	1	4637	0.004	18.980
2.397	1	4638	0.004	18.984
2.4	68	4706	0.278	19.262
2.404	1	4707	0.004	19.267
2.407	3	4710	0.012	19.279
2.408	2	4712	0.008	19.287
2.41	43	4755	0.176	19.463
2.411	1	4756	0.004	19.467
2.412	2	4758	0.008	19.475
2.413	2	4760	0.008	19.483
2.414	1	4761	0.004	19.488
2.416	1	4762	0.004	19.492
2.417	2	4764	0.008	19.500
2.418	1	4765	0.004	19.504
2.419	1	4766	0.004	19.508
2.42	42	4808	0.172	19.680
2.422	2	4810	0.008	19.688
2.425	2	4812	0.008	19.696
2.426	3	4815	0.012	19.709
2.427	1	4816	0.004	19.713
2.428	2	4818	0.008	19.721
2.429	1	4819	0.004	19.725
2.43	27	4846	0.111	19.835
2.431	1	4847	0.004	19.840
2.432	1	4848	0.004	19.844
2.433	1	4849	0.004	19.848
2.437	1	4850	0.004	19.852
2.44	29	4879	0.119	19.971
2.445	1	4880	0.004	19.975
2.448	1	4881	0.004	19.979
2.45	36	4917	0.147	20.126
2.452	1	4918	0.004	20.130
2.453	1	4919	0.004	20.134

397

TRANSCRIPT-LEVEL FILE FREQUENCIES

17:34 MONDAY, AUGUST 12, 1985 344

GPA FOR 1ST CREDENTL				
GPA1	FREQUENCY	CUM FREQ	PERCENT	CUM PERCENT
2.455	2	4921	0.008	20.142
2.456	1	4922	0.004	20.147
2.457	1	4923	0.004	20.151
2.458	1	4924	0.004	20.155
2.459	1	4925	0.004	20.159
2.46	45	4970	0.184	20.343
2.461	1	4971	0.004	20.347
2.462	3	4974	0.012	20.359
2.463	1	4975	0.004	20.363
2.466	1	4976	0.004	20.368
2.467	2	4978	0.008	20.376
2.47	50	5028	0.205	20.580
2.472	1	5029	0.004	20.585
2.474	1	5030	0.004	20.589
2.475	2	5032	0.008	20.597
2.476	1	5033	0.004	20.601
2.478	1	5034	0.004	20.605
2.479	2	5036	0.008	20.613
2.48	24	5060	0.098	20.711
2.481	1	5061	0.004	20.715
2.484	1	5062	0.004	20.720
2.485	1	5063	0.004	20.724
2.486	3	5066	0.012	20.736
2.488	5	5071	0.020	20.756
2.489	1	5072	0.004	20.761
2.49	20	5092	0.082	20.842
2.492	1	5093	0.004	20.846
2.494	1	5094	0.004	20.851
2.495	1	5095	0.004	20.855
2.5	168	5263	0.688	21.542
2.503	1	5264	0.004	21.546
2.506	1	5265	0.004	21.550
2.507	2	5267	0.008	21.559
2.508	1	5268	0.004	21.563
2.509	1	5269	0.004	21.567
2.51	27	5296	0.111	21.677
2.511	1	5297	0.004	21.681
2.512	1	5298	0.004	21.686
2.513	3	5301	0.012	21.698
2.514	1	5302	0.004	21.702
2.516	1	5303	0.004	21.706
2.517	1	5304	0.004	21.710
2.518	1	5305	0.004	21.714
2.519	1	5306	0.004	21.718
2.52	45	5351	0.184	21.903
2.521	2	5353	0.008	21.911
2.522	2	5355	0.008	21.919
2.523	2	5357	0.008	21.927
2.524	1	5358	0.004	21.931
2.526	3	5361	0.012	21.943
2.527	2	5363	0.008	21.952
2.528	1	5364	0.004	21.956
2.529	2	5366	0.008	21.964
2.53	38	5404	0.156	22.119
2.533	1	5405	0.004	22.124

TRANSCRIPT-LEVEL FILE FREQUENCIES

17:34 MONDAY, AUGUST 12, 1985 345

GPA 1	GPA FOR 1ST CREDENTL			
	FREQUENCY	CUM FREQ	PERCENT	CUM PERCENT
2.536	1	5406	0.004	22.128
2.537	1	5407	0.004	22.132
2.538	1	5408	0.004	22.136
2.54	26	5434	0.106	22.242
2.542	2	5436	0.008	22.250
2.543	1	5437	0.004	22.255
2.545	1	5438	0.004	22.259
2.546	2	5440	0.008	22.267
2.547	1	5441	0.004	22.271
2.55	44	5485	0.180	22.451
2.552	1	5486	0.004	22.455
2.553	1	5487	0.004	22.459
2.554	2	5489	0.008	22.467
2.558	1	5490	0.004	22.471
2.559	1	5491	0.004	22.476
2.56	45	5536	0.184	22.660
2.563	1	5537	0.004	22.664
2.564	1	5538	0.004	22.668
2.566	1	5539	0.004	22.672
2.567	1	5540	0.004	22.676
2.568	1	5541	0.004	22.680
2.569	1	5542	0.004	22.684
2.57	29	5571	0.119	22.803
2.571	3	5574	0.012	22.815
2.573	1	5575	0.004	22.819
2.575	2	5577	0.008	22.828
2.577	1	5578	0.004	22.832
2.579	1	5579	0.004	22.836
2.58	41	5620	0.168	23.004
2.582	1	5621	0.004	23.008
2.583	1	5622	0.004	23.012
2.584	1	5623	0.004	23.016
2.585	1	5624	0.004	23.020
2.586	2	5626	0.008	23.028
2.588	3	5629	0.012	23.040
2.589	1	5630	0.004	23.044
2.59	31	5661	0.127	23.171
2.591	1	5662	0.004	23.175
2.594	2	5664	0.008	23.184
2.596	1	5665	0.004	23.188
2.597	1	5666	0.004	23.192
2.598	1	5667	0.004	23.196
2.599	1	5668	0.004	23.200
2.6	69	5737	0.282	23.482
2.604	1	5738	0.004	23.487
2.607	2	5740	0.008	23.495
2.609	1	5741	0.004	23.499
2.61	35	5776	0.143	23.642
2.613	1	5777	0.004	23.646
2.615	3	5780	0.012	23.658
2.618	1	5781	0.004	23.663
2.62	33	5814	0.135	23.798
2.625	4	5818	0.016	23.814
2.626	1	5819	0.004	23.818
2.628	1	5820	0.004	23.822

399

TRANSCRIPT-LEVEL FILE FREQUENCIES

17:34 MONDAY, AUGUST 12, 1985 346

GPA FOR 1ST CREDENTL				
GPA 1	FREQUENCY	CUM FREQ	PERCENT	CUM PERCENT
2.629	2	5822	0.008	23.830
2.63	42	5864	0.172	24.002
2.631	1	5865	0.004	24.006
2.632	3	5868	0.012	24.019
2.634	1	5869	0.004	24.023
2.636	3	5872	0.012	24.035
2.639	2	5874	0.008	24.043
2.64	32	5906	0.131	24.174
2.641	1	5907	0.004	24.178
2.642	1	5908	0.004	24.182
2.647	1	5909	0.004	24.186
2.65	45	5954	0.184	24.371
2.651	1	5955	0.004	24.375
2.652	1	5956	0.004	24.379
2.653	1	5957	0.004	24.383
2.654	1	5958	0.004	24.387
2.656	2	5960	0.008	24.395
2.657	1	5961	0.004	24.399
2.659	1	5962	0.004	24.403
2.66	41	6003	0.168	24.571
2.661	1	6004	0.004	24.575
2.662	1	6005	0.004	24.579
2.666	4	6009	0.016	24.596
2.667	12	6021	0.049	24.645
2.67	65	6086	0.266	24.911
2.672	1	6087	0.004	24.915
2.676	2	6089	0.008	24.923
2.677	2	6091	0.008	24.931
2.678	1	6092	0.004	24.936
2.679	3	6095	0.012	24.948
2.68	48	6143	0.196	25.144
2.681	1	6144	0.004	25.148
2.682	2	6146	0.008	25.157
2.683	1	6147	0.004	25.161
2.684	3	6150	0.012	25.173
2.686	2	6152	0.008	25.181
2.687	1	6153	0.004	25.185
2.688	3	6156	0.012	25.197
2.689	1	6157	0.004	25.202
2.69	33	6190	0.135	25.337
2.691	2	6192	0.008	25.345
2.694	3	6195	0.012	25.357
2.695	3	6198	0.012	25.369
2.696	1	6199	0.004	25.374
2.697	2	6201	0.008	25.382
2.698	2	6203	0.008	25.390
2.7	54	6257	0.221	25.611
2.702	3	6260	0.012	25.623
2.708	1	6261	0.004	25.627
2.71	37	6298	0.151	25.779
2.711	1	6299	0.004	25.783
2.712	2	6301	0.008	25.791
2.714	3	6304	0.012	25.803
2.715	1	6305	0.004	25.807
2.717	2	6307	0.008	25.816

400

TRANSCRIPT-LEVEL FILE FREQUENCIES

17:34 MONDAY, AUGUST 12, 1985 347

GPA 1	GPA FOR 1ST CREDENTL			
	FREQUENCY	CUM FREQ	PERCENT	CUM PERCENT
2.718	1	6308	0.004	25.820
2.719	2	6310	0.008	25.828
2.72	34	6344	0.139	25.967
2.722	1	6345	0.004	25.971
2.724	1	6346	0.004	25.975
2.725	1	6347	0.004	25.979
2.726	2	6349	0.008	25.987
2.727	1	6350	0.004	25.992
2.73	43	6393	0.176	26.168
2.732	1	6394	0.004	26.172
2.733	2	6396	0.008	26.180
2.735	1	6397	0.004	26.184
2.736	1	6398	0.004	26.188
2.737	1	6399	0.004	26.192
2.738	1	6400	0.004	26.196
2.739	2	6402	0.008	26.204
2.74	46	6448	0.188	26.393
2.741	1	6449	0.004	26.397
2.744	1	6450	0.004	26.401
2.746	2	6452	0.008	26.409
2.75	67	6519	0.274	26.683
2.752	2	6521	0.008	26.691
2.758	3	6524	0.012	26.704
2.759	1	6525	0.004	26.708
2.76	37	6562	0.151	26.859
2.761	1	6563	0.004	26.863
2.764	1	6564	0.004	26.868
2.766	2	6566	0.008	26.876
2.767	1	6567	0.004	26.880
2.768	1	6568	0.004	26.884
2.769	1	6569	0.004	26.888
2.77	30	6599	0.123	27.011
2.771	1	6600	0.004	27.015
2.772	1	6601	0.004	27.019
2.773	3	6604	0.012	27.031
2.774	2	6606	0.008	27.039
2.776	1	6607	0.004	27.044
2.778	2	6609	0.008	27.052
2.779	1	6610	0.004	27.056
2.78	39	6649	0.160	27.215
2.781	1	6650	0.004	27.220
2.782	1	6651	0.004	27.224
2.789	4	6655	0.016	27.240
2.79	40	6695	0.164	27.404
2.791	2	6697	0.008	27.412
2.793	1	6698	0.004	27.416
2.794	1	6699	0.004	27.420
2.797	2	6701	0.008	27.428
2.799	1	6702	0.004	27.432
2.8	69	6771	0.282	27.715
2.804	2	6773	0.008	27.723
2.805	3	6776	0.012	27.735
2.806	2	6778	0.008	27.743
2.808	1	6779	0.004	27.748
2.809	1	6780	0.004	27.752

401

TRANSCRIPT-LEVEL FILE FREQUENCIES

17:34 MONDAY, AUGUST 12, 1985 348

GPA 1	GPA FOR 1ST CREDENTL			
	FREQUENCY	CUM FREQ	PERCENT	CUM PERCENT
2.81	42	6822	0.172	27.924
2.814	1	6823	0.004	27.928
2.818	4	6827	0.016	27.944
2.82	34	6861	0.139	28.083
2.823	2	6863	0.008	28.091
2.824	1	6864	0.004	28.095
2.826	1	6865	0.004	28.100
2.827	2	6867	0.008	28.108
2.828	1	6868	0.004	28.112
2.83	44	6912	0.180	28.292
2.831	1	6913	0.004	28.296
2.833	1	6914	0.004	28.300
2.835	3	6917	0.012	28.312
2.836	2	6919	0.008	28.321
2.837	1	6920	0.004	28.325
2.84	42	6962	0.172	28.497
2.843	2	6964	0.008	28.505
2.844	1	6965	0.004	28.509
2.845	1	6966	0.004	28.513
2.846	1	6967	0.004	28.517
2.85	35	7002	0.143	28.660
2.851	2	7004	0.008	28.668
2.852	1	7005	0.004	28.673
2.853	3	7008	0.012	28.685
2.854	1	7009	0.004	28.689
2.857	2	7011	0.008	28.697
2.859	2	7013	0.008	28.705
2.86	38	7051	0.156	28.861
2.861	2	7053	0.008	28.869
2.862	1	7054	0.004	28.873
2.863	2	7056	0.008	28.881
2.866	3	7059	0.012	28.894
2.867	1	7060	0.004	28.898
2.869	2	7062	0.008	28.906
2.87	41	7103	0.168	29.074
2.873	1	7104	0.004	29.078
2.875	3	7107	0.012	29.090
2.876	1	7108	0.004	29.094
2.878	2	7110	0.008	29.102
2.88	43	7153	0.176	29.278
2.881	1	7154	0.004	29.282
2.882	1	7155	0.004	29.287
2.883	1	7156	0.004	29.291
2.888	1	7157	0.004	29.295
2.889	2	7159	0.008	29.303
2.89	29	7188	0.119	29.422
2.891	1	7189	0.004	29.426
2.892	1	7190	0.004	29.430
2.894	3	7193	0.012	29.442
2.897	1	7194	0.004	29.446
2.899	1	7195	0.004	29.450
2.9	62	7257	0.254	29.704
2.901	1	7258	0.004	29.708
2.904	1	7259	0.004	29.712
2.906	1	7260	0.004	29.716

402

TRANSCRIPT-LEVEL FILE FREQUENCIES

17:34 MONDAY, AUGUST 12, 1985 349

GPA 1	GPA FOR 1ST CREDENTL			
	FREQUENCY	CUM FREQ	PERCENT	CUM PERCENT
2.907	1	7261	0.004	29.720
2.91	43	7304	0.176	29.896
2.911	1	7305	0.004	29.901
2.913	1	7306	0.004	29.905
2.914	1	7307	0.004	29.909
2.915	1	7308	0.004	29.913
2.916	2	7310	0.008	29.921
2.917	2	7312	0.008	29.929
2.918	1	7313	0.004	29.933
2.92	41	7354	0.168	30.101
2.921	1	7355	0.004	30.105
2.922	3	7358	0.012	30.117
2.923	2	7360	0.008	30.126
2.925	1	7361	0.004	30.130
2.929	1	7362	0.004	30.134
2.93	38	7400	0.156	30.289
2.933	2	7402	0.008	30.298
2.934	1	7403	0.004	30.302
2.935	4	7407	0.016	30.318
2.937	1	7408	0.004	30.322
2.938	3	7411	0.012	30.334
2.939	1	7412	0.004	30.339
2.94	51	7463	0.209	30.547
2.941	2	7465	0.008	30.555
2.942	1	7466	0.004	30.560
2.943	1	7467	0.004	30.564
2.945	1	7468	0.004	30.568
2.946	1	7469	0.004	30.572
2.947	2	7471	0.008	30.580
2.949	1	7472	0.004	30.584
2.95	38	7510	0.156	30.740
2.952	2	7512	0.008	30.748
2.953	3	7515	0.012	30.760
2.954	1	7516	0.004	30.764
2.956	2	7518	0.008	30.772
2.957	2	7520	0.008	30.781
2.96	32	7552	0.131	30.912
2.961	1	7553	0.004	30.916
2.967	1	7554	0.004	30.920
2.968	1	7555	0.004	30.924
2.969	1	7556	0.004	30.928
2.97	24	7580	0.098	31.026
2.971	1	7581	0.004	31.030
2.975	1	7582	0.004	31.034
2.976	2	7584	0.008	31.043
2.98	32	7616	0.131	31.174
2.981	1	7617	0.004	31.178
2.983	1	7618	0.004	31.182
2.984	2	7620	0.008	31.190
2.987	1	7621	0.004	31.194
2.99	23	7644	0.094	31.288
2.991	2	7646	0.008	31.296
2.992	1	7647	0.004	31.300
3	545	8192	2.231	33.531
3.007	2	8194	0.008	33.539

403

TRANSCRIPT-LEVEL FILE FREQUENCIES

17:34 MDNDAY, AUGUST 12, 1985 350

GPA 1	FREQUENCY	GPA FDR 1ST CREDENTL CUM FREQ	PERCENT	CUM PERCENT
3.01	22	8216	0.090	33.629
3.013	1	8217	0.004	33.633
3.016	4	8221	0.016	33.650
3.017	1	8222	0.004	33.654
3.018	2	8224	0.008	33.662
3.019	2	8226	0.008	33.670
3.02	29	8255	0.119	33.789
3.021	1	8256	0.004	33.793
3.025	1	8257	0.004	33.797
3.027	2	8259	0.008	33.805
3.028	1	8260	0.004	33.810
3.03	40	8300	0.164	33.973
3.031	1	8301	0.004	33.977
3.033	3	8304	0.012	33.990
3.034	2	8306	0.008	33.998
3.037	2	8308	0.008	34.006
3.038	1	8309	0.004	34.010
3.039	2	8311	0.008	34.018
3.04	36	8347	0.147	34.166
3.041	1	8348	0.004	34.170
3.042	1	8349	0.004	34.174
3.043	1	8350	0.004	34.178
3.044	2	8352	0.008	34.186
3.045	1	8353	0.004	34.190
3.05	20	8373	0.082	34.272
3.053	1	8374	0.004	34.276
3.055	2	8376	0.008	34.284
3.056	2	8378	0.008	34.292
3.059	1	8379	0.004	34.297
3.06	34	8413	0.139	34.436
3.061	1	8414	0.004	34.440
3.062	1	8415	0.004	34.444
3.063	4	8419	0.016	34.460
3.064	2	8421	0.008	34.469
3.065	2	8423	0.008	34.477
3.066	2	8425	0.008	34.485
3.067	1	8426	0.004	34.489
3.068	1	8427	0.004	34.493
3.07	27	8454	0.111	34.604
3.071	1	8455	0.004	34.608
3.072	1	8456	0.004	34.612
3.073	1	8457	0.004	34.616
3.076	2	8459	0.008	34.624
3.077	1	8460	0.004	34.628
3.08	34	8494	0.139	34.767
3.082	1	8495	0.004	34.771
3.083	1	8496	0.004	34.775
3.084	1	8497	0.004	34.780
3.088	1	8498	0.004	34.784
3.09	35	8533	0.143	34.927
3.091	4	8537	0.016	34.943
3.092	1	8538	0.004	34.947
3.093	2	8540	0.008	34.956
3.094	1	8541	0.004	34.960
3.095	1	8542	0.004	34.964

TRANSCRIPT-LEVEL FILE FREQUENCIES

17:34 MONDAY, AUGUST 12, 1985 351

GPA 1	GPA FOR 1ST CREDENTL			
	FREQUENCY	CUM FREQ	PERCENT	CUM PERCENT
3.096	1	8543	0.004	34.968
3.1	60	8603	0.246	35.213
3.101	1	8604	0.004	35.218
3.102	2	8606	0.008	35.226
3.103	1	8607	0.004	35.230
3.106	1	8608	0.004	35.234
3.107	1	8609	0.004	35.238
3.11	38	8647	0.156	35.394
3.111	2	8649	0.008	35.402
3.114	1	8650	0.004	35.406
3.118	3	8653	0.012	35.418
3.119	1	8654	0.004	35.422
3.12	31	8685	0.127	35.549
3.121	1	8686	0.004	35.553
3.123	1	8687	0.004	35.557
3.125	4	8691	0.016	35.574
3.126	1	8692	0.004	35.578
3.129	1	8693	0.004	35.582
3.13	41	8734	0.168	35.750
3.133	2	8736	0.008	35.758
3.134	2	8738	0.008	35.766
3.136	2	8740	0.008	35.774
3.137	1	8741	0.004	35.778
3.138	1	8742	0.004	35.782
3.139	2	8744	0.008	35.791
3.14	40	8784	0.164	35.954
3.141	2	8786	0.008	35.963
3.142	1	8787	0.004	35.967
3.143	1	8788	0.004	35.971
3.145	4	8792	0.016	35.987
3.147	1	8793	0.004	35.991
3.148	1	8794	0.004	35.995
3.15	40	8834	0.164	36.159
3.151	1	8835	0.004	36.163
3.152	1	8836	0.004	36.167
3.153	1	8837	0.004	36.171
3.154	1	8838	0.004	36.175
3.156	1	8839	0.004	36.179
3.157	1	8840	0.004	36.184
3.158	1	8841	0.004	36.188
3.159	3	8844	0.012	36.200
3.16	47	8891	0.192	36.392
3.162	3	8894	0.012	36.405
3.164	1	8895	0.004	36.409
3.167	5	8900	0.020	36.429
3.168	2	8902	0.008	36.437
3.169	3	8905	0.012	36.450
3.17	37	8942	0.151	36.601
3.171	1	8943	0.004	36.605
3.173	2	8945	0.008	36.613
3.174	1	8946	0.004	36.617
3.177	1	8947	0.004	36.622
3.18	28	8975	0.115	36.736
3.181	1	8976	0.004	36.740
3.182	3	8979	0.012	36.752

405

TRANSCRIPT-LEVEL FILE FREQUENCIES

17:34 MONDAY, AUGUST 12, 1985 352

GPA 1	GPA FOR 1ST CREDENTL			
	FREQUENCY	CUM FREQ	PERCENT	CUM PERCENT
3.183	1	8980	0.004	36.757
3.184	3	8983	0.012	36.769
3.186	1	8984	0.004	36.773
3.187	1	8985	0.004	36.777
3.188	1	8986	0.004	36.781
3.19	40	9026	0.164	36.945
3.194	2	9028	0.008	36.953
3.196	1	9029	0.004	36.957
3.198	1	9030	0.004	36.961
3.199	1	9031	0.004	36.965
3.2	58	9089	0.237	37.203
3.201	1	9090	0.004	37.207
3.203	1	9091	0.004	37.211
3.205	2	9093	0.008	37.219
3.206	1	9094	0.004	37.223
3.208	1	9095	0.004	37.227
3.21	38	9133	0.156	37.383
3.211	1	9134	0.004	37.387
3.213	2	9136	0.008	37.395
3.214	3	9139	0.012	37.407
3.215	2	9141	0.008	37.416
3.216	3	9144	0.012	37.428
3.22	35	9179	0.143	37.571
3.222	4	9183	0.016	37.587
3.224	1	9184	0.004	37.592
3.226	2	9186	0.008	37.600
3.229	1	9187	0.004	37.604
3.23	34	9221	0.139	37.743
3.231	3	9224	0.012	37.755
3.232	1	9225	0.004	37.759
3.233	1	9226	0.004	37.763
3.236	2	9228	0.008	37.772
3.237	2	9230	0.008	37.780
3.24	23	9253	0.094	37.874
3.243	1	9254	0.004	37.878
3.245	1	9255	0.004	37.882
3.248	1	9256	0.004	37.886
3.25	68	9324	0.278	38.165
3.252	1	9325	0.004	38.169
3.254	1	9326	0.004	38.173
3.255	1	9327	0.004	38.177
3.257	1	9328	0.004	38.181
3.258	2	9330	0.008	38.189
3.26	24	9354	0.098	38.287
3.261	1	9355	0.004	38.292
3.265	1	9356	0.004	38.296
3.266	1	9357	0.004	38.300
3.267	2	9359	0.008	38.308
3.27	24	9383	0.098	38.406
3.271	1	9384	0.004	38.410
3.272	1	9385	0.004	38.414
3.274	1	9386	0.004	38.418
3.275	1	9387	0.004	38.422
3.276	1	9388	0.004	38.427
3.277	1	9389	0.004	38.431

TRANSCRIPT-LEVEL FILE FREQUENCIES

17:34 MONDAY, AUGUST 12, 1985 353

GPA FOR 1ST CREDENTL				
GPA 1	FREQUENCY	CUM FREQ	PERCENT	CUM PERCENT
3.278	1	9390	0.004	38.435
3.28	24	9414	0.098	38.533
3.283	2	9416	0.008	38.541
3.285	3	9419	0.012	38.553
3.289	1	9420	0.004	38.558
3.29	37	9457	0.151	38.709
3.291	1	9458	0.004	38.713
3.292	1	9459	0.004	38.717
3.296	1	9460	0.004	38.721
3.3	51	9511	0.209	38.930
3.301	1	9512	0.004	38.934
3.304	2	9514	0.008	38.942
3.305	1	9515	0.004	38.946
3.307	2	9517	0.008	38.955
3.308	1	9518	0.004	38.959
3.31	38	9556	0.156	39.114
3.312	2	9558	0.008	39.122
3.314	1	9559	0.004	39.127
3.315	1	9560	0.004	39.131
3.318	1	9561	0.004	39.135
3.32	18	9579	0.074	39.208
3.321	2	9581	0.008	39.217
3.322	2	9583	0.008	39.225
3.323	1	9584	0.004	39.229
3.324	2	9586	0.008	39.237
3.33	59	9645	0.241	39.479
3.333	8	9653	0.033	39.511
3.334	1	9654	0.004	39.515
3.336	1	9655	0.004	39.519
3.34	26	9681	0.106	39.626
3.342	2	9683	0.008	39.634
3.343	1	9684	0.004	39.638
3.344	2	9686	0.008	39.646
3.346	1	9687	0.004	39.650
3.35	35	9722	0.143	39.794
3.351	1	9723	0.004	39.798
3.354	1	9724	0.004	39.802
3.356	1	9725	0.004	39.806
3.357	1	9726	0.004	39.810
3.358	1	9727	0.004	39.814
3.36	29	9756	0.119	39.933
3.362	1	9757	0.004	39.937
3.363	1	9758	0.004	39.941
3.367	1	9759	0.004	39.945
3.368	3	9762	0.012	39.957
3.37	32	9794	0.131	40.088
3.371	1	9795	0.004	40.093
3.373	1	9796	0.004	40.097
3.375	2	9798	0.008	40.105
3.379	1	9799	0.004	40.109
3.38	46	9845	0.188	40.297
3.387	2	9847	0.008	40.305
3.389	2	9849	0.008	40.314
3.39	32	9881	0.131	40.445
3.397	1	9882	0.004	40.449

407

TRANSCRIPT-LEVEL FILE FREQUENCIES

17:34 MONDAY, AUGUST 12, 1985 354

GPA FOR 1ST CREDENTL				
GPA1	FREQUENCY	CUM FREQ	PERCENT	CUM PERCENT
3.4	49	9931	0.201	40.649
3.405	1	9932	0.004	40.653
3.406	1	9933	0.004	40.657
3.407	2	9935	0.008	40.666
3.41	38	9973	0.156	40.821
3.412	1	9974	0.004	40.825
3.414	1	9975	0.004	40.829
3.416	1	9976	0.004	40.833
3.42	39	10015	0.160	40.993
3.421	1	10016	0.004	40.997
3.424	2	10018	0.008	41.005
3.426	1	10019	0.004	41.009
3.428	2	10021	0.008	41.018
3.429	2	10023	0.008	41.026
3.43	29	10052	0.119	41.144
3.431	1	10053	0.004	41.149
3.432	2	10055	0.008	41.157
3.433	3	10058	0.012	41.169
3.436	1	10059	0.004	41.173
3.438	1	10060	0.004	41.177
3.44	40	10100	0.164	41.341
3.444	1	10101	0.004	41.345
3.446	1	10102	0.004	41.349
3.447	1	10103	0.004	41.353
3.45	35	10138	0.143	41.496
3.451	1	10139	0.004	41.501
3.452	1	10140	0.004	41.505
3.453	1	10141	0.004	41.509
3.455	2	10143	0.008	41.517
3.458	2	10145	0.008	41.525
3.46	26	10171	0.106	41.632
3.463	1	10172	0.004	41.636
3.464	1	10173	0.004	41.640
3.465	1	10174	0.004	41.644
3.469	1	10175	0.004	41.648
3.47	22	10197	0.090	41.738
3.472	1	10198	0.004	41.742
3.474	3	10201	0.012	41.754
3.478	1	10202	0.004	41.758
3.479	2	10204	0.008	41.767
3.48	19	10223	0.078	41.844
3.481	1	10224	0.004	41.848
3.488	1	10225	0.004	41.853
3.49	15	10240	0.061	41.914
3.492	1	10241	0.004	41.918
3.493	2	10243	0.008	41.926
3.495	1	10244	0.004	41.930
3.496	1	10245	0.004	41.934
3.5	176	10421	0.720	42.655
3.503	2	10423	0.008	42.663
3.507	2	10425	0.008	42.671
3.51	24	10449	0.098	42.769
3.512	1	10450	0.004	42.774
3.514	2	10452	0.008	42.782
3.518	1	10453	0.004	42.786

TRANSCRIPT-LEVEL FILE FREQUENCIES

17:34 MONDAY, AUGUST 12, 1985 355

GPA FOR 1ST CREDENTL				
GPA 1	FREQUENCY	CUM FREQ	PERCENT	CUM PERCENT
3.519	1	10454	0.004	42.790
3.52	29	10483	0.119	42.909
3.524	1	10484	0.004	42.913
3.526	1	10485	0.004	42.917
3.527	1	10486	0.004	42.921
3.529	2	10488	0.008	42.929
3.53	30	10518	0.123	43.052
3.532	1	10519	0.004	43.056
3.533	2	10521	0.008	43.064
3.536	2	10523	0.008	43.072
3.538	1	10524	0.004	43.076
3.54	24	10548	0.098	43.175
3.545	1	10549	0.004	43.179
3.546	1	10550	0.004	43.183
3.547	2	10552	0.008	43.191
3.548	1	10553	0.004	43.195
3.55	30	10583	0.123	43.318
3.552	2	10585	0.008	43.326
3.553	5	10590	0.020	43.347
3.556	1	10591	0.004	43.351
3.558	1	10592	0.004	43.355
3.56	27	10619	0.111	43.465
3.562	1	10620	0.004	43.469
3.563	1	10621	0.004	43.473
3.564	1	10622	0.004	43.478
3.567	1	10623	0.004	43.482
3.569	1	10624	0.004	43.486
3.57	25	10649	0.107	43.588
3.571	1	10650	0.004	43.592
3.576	3	10653	0.012	43.604
3.58	21	10674	0.086	43.690
3.583	1	10675	0.004	43.694
3.585	1	10676	0.004	43.699
3.59	25	10701	0.102	43.801
3.594	1	10702	0.004	43.805
3.595	1	10703	0.004	43.809
3.6	56	10759	0.229	44.038
3.609	1	10760	0.004	44.042
3.61	23	10783	0.094	44.137
3.611	2	10785	0.008	44.145
3.612	1	10786	0.004	44.149
3.615	1	10787	0.004	44.153
3.616	2	10789	0.008	44.161
3.617	1	10790	0.004	44.165
3.618	1	10791	0.004	44.169
3.62	19	10810	0.078	44.247
3.622	1	10811	0.004	44.251
3.626	1	10812	0.004	44.255
3.627	1	10813	0.004	44.259
3.63	24	10837	0.098	44.358
3.634	1	10838	0.004	44.362
3.635	1	10839	0.004	44.366
3.636	1	10840	0.004	44.370
3.64	22	10862	0.090	44.460
3.648	1	10863	0.004	44.464

TRANSCRIPT-LEVEL FILE FREQUENCIES

17:34 MONDAY, AUGUST 12, 1985 356

GPA FOR 1ST CREDENTL				
GPA	FREQUENCY	CUM FREQ	PERCENT	CUM PERCENT
3.65	19	10882	0.078	44.542
3.652	1	10883	0.004	44.546
3.655	1	10884	0.004	44.550
3.656	1	10885	0.004	44.554
3.657	1	10886	0.004	44.558
3.658	2	10888	0.008	44.566
3.66	27	10915	0.111	44.677
3.662	1	10916	0.004	44.681
3.666	2	10918	0.008	44.689
3.667	7	10925	0.029	44.718
3.669	1	10926	0.004	44.722
3.67	42	10968	0.172	44.894
3.672	1	10969	0.004	44.898
3.675	1	10970	0.004	44.902
3.676	2	10972	0.008	44.910
3.679	1	10973	0.004	44.914
3.68	17	10990	0.070	44.984
3.681	2	10992	0.008	44.992
3.684	1	10993	0.004	44.996
3.687	1	10994	0.004	45.000
3.689	3	10997	0.012	45.012
3.69	19	11016	0.078	45.090
3.691	1	11017	0.004	45.094
3.692	1	11018	0.004	45.098
3.693	1	11019	0.004	45.103
3.696	1	11020	0.004	45.107
3.697	2	11022	0.008	45.115
3.698	1	11023	0.004	45.119
3.7	46	11069	0.188	45.307
3.701	1	11070	0.004	45.311
3.703	1	11071	0.004	45.315
3.707	1	11072	0.004	45.319
3.71	27	11099	0.111	45.430
3.714	3	11102	0.012	45.442
3.719	1	11103	0.004	45.446
3.72	11	11114	0.045	45.491
3.721	1	11115	0.004	45.495
3.722	1	11116	0.004	45.500
3.723	1	11117	0.004	45.504
3.724	1	11118	0.004	45.508
3.727	2	11120	0.008	45.516
3.73	23	11143	0.094	45.610
3.734	1	11144	0.004	45.614
3.736	1	11145	0.004	45.618
3.74	13	11158	0.053	45.671
3.741	1	11159	0.004	45.676
3.746	1	11160	0.004	45.680
3.75	47	11207	0.192	45.872
3.752	1	11208	0.004	45.876
3.756	1	11209	0.004	45.880
3.76	24	11233	0.098	45.978
3.763	1	11234	0.004	45.983
3.764	1	11235	0.004	45.987
3.765	1	11236	0.004	45.991
3.766	1	11237	0.004	45.995

TRANSCRIPT-LEVEL FILE FREQUENCIES

17:34 MONDAY, AUGUST 12, 1985 357

GPA 1	GPA FOR 1ST CREOENTL			
	FREQUENCY	CUM FREQ	PERCENT	CUM PERCENT
3.767	1	11238	0.004	45.999
3.769	1	11239	0.004	46.003
3.77	13	11252	0.053	46.056
3.772	1	11253	0.004	46.060
3.773	1	11254	0.004	46.064
3.774	1	11255	0.004	46.069
3.778	2	11257	0.008	46.077
3.779	1	11258	0.004	46.081
3.78	20	11278	0.082	46.163
3.785	1	11279	0.004	46.167
3.786	2	11281	0.008	46.175
3.79	18	11299	0.074	46.249
3.791	2	11301	0.008	46.257
3.794	1	11302	0.004	46.261
3.797	3	11305	0.012	46.273
3.8	25	11330	0.102	46.376
3.804	1	11331	0.004	46.380
3.806	1	11332	0.004	46.384
3.807	1	11333	0.004	46.388
3.81	14	11347	0.057	46.445
3.812	1	11348	0.004	46.449
3.814	1	11349	0.004	46.453
3.82	12	11361	0.049	46.502
3.823	1	11362	0.004	46.506
3.824	2	11364	0.008	46.515
3.83	33	11397	0.135	46.650
3.839	1	11398	0.004	46.654
3.84	14	11412	0.057	46.711
3.85	17	11429	0.070	46.781
3.851	3	11432	0.012	46.793
3.852	1	11433	0.004	46.797
3.857	5	11438	0.020	46.818
3.859	1	11439	0.004	46.822
3.86	17	11456	0.070	46.891
3.864	1	11457	0.004	46.895
3.865	2	11459	0.008	46.904
3.868	2	11461	0.008	46.912
3.87	6	11467	0.025	46.936
3.875	3	11470	0.012	46.949
3.88	24	11494	0.098	47.047
3.881	1	11495	0.004	47.051
3.882	4	11499	0.016	47.067
3.884	1	11500	0.004	47.071
3.885	1	11501	0.004	47.075
3.887	1	11502	0.004	47.080
3.889	1	11503	0.004	47.084
3.89	17	11520	0.070	47.153
3.894	1	11521	0.004	47.157
3.898	1	11522	0.004	47.161
3.9	20	11542	0.082	47.243
3.901	1	11543	0.004	47.247
3.905	1	11544	0.004	47.251
3.908	1	11545	0.004	47.256
3.91	16	11561	0.065	47.321
3.912	1	11562	0.004	47.325

411

TRANSCRIPT-LEVEL FILE FREQUENCIES

17:34 MONDAY, AUGUST 12, 1985 358

GPA FOR 1ST CREDENTL				
GPA1	FREQUENCY	CUM FREQ	PERCENT	CUM PERCENT
3.914	1	11563	0.004	47.329
3.915	1	11564	0.004	47.333
3.916	2	11566	0.008	47.341
3.919	1	11567	0.004	47.346
3.92	16	11583	0.065	47.411
3.923	1	11584	0.004	47.415
3.925	1	11585	0.004	47.419
3.927	1	11586	0.004	47.423
3.93	13	11599	0.053	47.477
3.932	2	11601	0.008	47.485
3.933	1	11602	0.004	47.489
3.934	1	11603	0.004	47.493
3.94	9	11612	0.037	47.530
3.942	1	11613	0.004	47.534
3.944	2	11615	0.008	47.542
3.946	1	11616	0.004	47.546
3.948	1	11617	0.004	47.550
3.95	10	11627	0.041	47.591
3.96	7	11634	0.029	47.620
3.968	1	11635	0.004	47.624
3.97	8	11643	0.033	47.657
3.974	1	11644	0.004	47.661
3.979	1	11645	0.004	47.665
3.98	3	11648	0.012	47.677
3.99	3	11651	0.012	47.689
4	536	12187	2.194	49.883
4.05	1	12188	0.004	49.887
4.15	1	12189	0.004	49.892
4.167	1	12190	0.004	49.896
4.2	1	12191	0.004	49.900
4.214	1	12192	0.004	49.904
4.23	1	12193	0.004	49.908
4.243	1	12194	0.004	49.912
4.25	1	12195	0.004	49.916
4.269	1	12196	0.004	49.920
4.286	1	12197	0.004	49.924
4.32	1	12198	0.004	49.928
4.33	2	12200	0.008	49.937
4.348	1	12201	0.004	49.941
4.357	1	12202	0.004	49.945
4.375	1	12203	0.004	49.949
4.39	3	12206	0.012	49.961
4.41	1	12207	0.004	49.965
4.49	1	12208	0.004	49.969
4.5	6	12214	0.025	49.994
4.538	2	12216	0.008	50.002
4.56	1	12217	0.004	50.006
4.569	1	12218	0.004	50.010
4.571	1	12219	0.004	50.014
4.59	1	12220	0.004	50.018
4.6	1	12221	0.004	50.023
4.625	1	12222	0.004	50.027
4.63	1	12223	0.004	50.031
4.66	1	12224	0.004	50.035
4.696	1	12225	0.004	50.039

412

TRANSCRIPT-LEVEL FILE FREQUENCIES

17:34 MONDAY, AUGUST 12, 1985 359

GPA 1	FREQUENCY	GPA FOR 1ST CREDENTL CUM FREQ	PERCENT	CUM PERCENT
4.7	2	12227	0.008	50.047
4.713	1	12228	0.004	50.051
4.734	1	12229	0.004	50.055
4.74	1	12230	0.004	50.059
4.742	1	12231	0.004	50.063
4.75	3	12234	0.012	50.076
4.769	1	12235	0.004	50.080
4.786	1	12236	0.004	50.084
4.8	2	12238	0.008	50.092
4.81	1	12239	0.004	50.096
4.813	1	12240	0.004	50.100
4.87	1	12241	0.004	50.104
4.947	1	12242	0.004	50.108
4.97	2	12244	0.008	50.117
4.98	1	12245	0.004	50.121
5	14	12259	0.057	50.178
5.06	2	12261	0.008	50.186
5.08	2	12263	0.008	50.194
5.11	1	12264	0.004	50.199
5.17	1	12265	0.004	50.203
5.32	1	12266	0.004	50.207
5.37	2	12268	0.008	50.215
5.43	1	12269	0.004	50.219
5.5	1	12270	0.004	50.223
5.53	1	12271	0.004	50.227
5.55	2	12273	0.008	50.235
5.6	1	12274	0.004	50.239
5.64	1	12275	0.004	50.244
5.66	1	12276	0.004	50.248
5.87	1	12277	0.004	50.252
5.92	2	12279	0.008	50.260
6	4	12283	0.016	50.276
73.95	1	12284	0.004	50.280
78	2	12286	0.008	50.289
78.39	1	12287	0.004	50.293
78.82	1	12288	0.004	50.297
80	1	12289	0.004	50.301
80.6	1	12290	0.004	50.305
81.4	1	12291	0.004	50.309
83	1	12292	0.004	50.313
84.3	1	12293	0.004	50.317
84.4	1	12294	0.004	50.321
88	2	12296	0.008	50.329
89.67	1	12297	0.004	50.334
90.2	1	12298	0.004	50.338
91	1	12299	0.004	50.342
93.46	1	12300	0.004	50.346
94	1	12301	0.004	50.350
94.2	1	12302	0.004	50.354
95.44	1	12303	0.004	50.358
96.1	1	12304	0.004	50.362
96.3	1	12305	0.004	50.366
97.7	1	12306	0.004	50.370
98	1	12307	0.004	50.375
999.999	12124	24431	49.625	100.000

413

TRANSCRIPT-LEVEL FILE FREQUENCIES

17:34 MONDAY, AUGUST 12, 1985 360

GPA FOR 2ND CREDENTL				
GPA2	FREQUENCY	CUM FREQ	PERCENT	CUM PERCENT
0	31	31	0.127	0.127
1.63	1	32	0.004	0.131
1.78	1	33	0.004	0.135
1.89	1	34	0.004	0.139
1.92	1	35	0.004	0.143
2	2	37	0.008	0.151
2.07	1	38	0.004	0.156
2.1	1	39	0.004	0.160
2.13	1	40	0.004	0.164
2.17	1	41	0.004	0.168
2.18	2	43	0.008	0.176
2.19	1	44	0.004	0.180
2.212	1	45	0.004	0.184
2.248	1	46	0.004	0.188
2.28	1	47	0.004	0.192
2.29	1	48	0.004	0.196
2.308	1	49	0.004	0.201
2.318	1	50	0.004	0.205
2.33	1	51	0.004	0.209
2.356	1	52	0.004	0.213
2.37	1	53	0.004	0.217
2.432	1	54	0.004	0.221
2.458	1	55	0.004	0.225
2.46	2	57	0.008	0.233
2.47	1	58	0.004	0.237
2.488	1	59	0.004	0.241
2.489	1	60	0.004	0.246
2.5	4	64	0.016	0.262
2.537	1	65	0.004	0.266
2.55	2	67	0.008	0.274
2.567	1	68	0.004	0.278
2.57	1	69	0.004	0.282
2.59	1	70	0.004	0.287
2.6	2	72	0.008	0.295
2.61	1	73	0.004	0.299
2.67	2	75	0.008	0.307
2.682	1	76	0.004	0.311
2.683	1	77	0.004	0.315
2.7	2	79	0.008	0.323
2.71	1	80	0.004	0.327
2.72	1	81	0.004	0.332
2.74	1	82	0.004	0.336
2.75	1	83	0.004	0.340
2.765	1	84	0.004	0.344
2.768	1	85	0.004	0.348
2.77	3	88	0.012	0.360
2.78	1	89	0.004	0.364
2.82	2	91	0.008	0.372
2.85	2	93	0.008	0.381
2.852	1	94	0.004	0.385
2.86	1	95	0.004	0.389
2.87	3	98	0.012	0.401
2.88	2	100	0.008	0.409
2.883	1	101	0.004	0.413

414

TRANSCRIPT-LEVEL FILE FREQUENCIES

17:34 MONDAY, AUGUST 12, 1985 361

GPA2	GPA FOR 2ND CREDENTL			
	FREQUENCY	CUM FREQ	PERCENT	CUM PERCENT
2.89	1	102	0.004	0.418
2.9	2	104	0.008	0.426
2.914	1	105	0.004	0.430
2.92	1	106	0.004	0.434
2.936	1	107	0.004	0.438
2.94	3	110	0.012	0.450
2.97	1	111	0.004	0.454
2.98	2	113	0.008	0.463
2.987	1	114	0.004	0.467
3	13	127	0.053	0.520
3.02	1	128	0.004	0.524
3.03	1	129	0.004	0.528
3.05	2	131	0.008	0.536
3.06	1	132	0.004	0.540
3.08	1	133	0.004	0.544
3.083	1	134	0.004	0.548
3.093	2	136	0.008	0.557
3.11	1	137	0.004	0.561
3.13	5	142	0.020	0.581
3.14	2	144	0.008	0.589
3.16	2	146	0.008	0.598
3.169	1	147	0.004	0.602
3.18	1	148	0.004	0.606
3.188	1	149	0.004	0.610
3.195	1	150	0.004	0.614
3.2	3	153	0.012	0.626
3.215	1	154	0.004	0.630
3.219	1	155	0.004	0.634
3.22	1	156	0.004	0.639
3.23	1	157	0.004	0.643
3.24	2	159	0.008	0.651
3.25	3	162	0.012	0.663
3.26	1	163	0.004	0.667
3.27	2	165	0.008	0.675
3.28	1	166	0.004	0.679
3.294	1	167	0.004	0.684
3.296	1	168	0.004	0.688
3.3	3	171	0.012	0.700
3.31	3	174	0.012	0.712
3.32	4	178	0.016	0.729
3.33	5	183	0.020	0.749
3.35	3	186	0.012	0.761
3.352	1	187	0.004	0.765
3.36	1	188	0.004	0.770
3.362	1	189	0.004	0.774
3.364	1	190	0.004	0.778
3.37	1	191	0.004	0.782
3.38	1	192	0.004	0.786
3.394	1	193	0.004	0.790
3.4	5	198	0.020	0.810
3.405	1	199	0.004	0.815
3.41	2	201	0.008	0.823
3.42	4	205	0.016	0.839
3.433	1	206	0.004	0.843
3.44	2	208	0.008	0.851

415

TRANSCRIPT-LEVEL FILE FREQUENCIES

17:34 MONDAY, AUGUST 12, 1985 362

GPA2	FREQUENCY	CUM FREQ	PERCENT	CUM PERCENT
3.45	1	209	0.004	0.855
3.47	3	212	0.012	0.868
3.48	2	214	0.008	0.876
3.5	7	221	0.029	0.905
3.508	1	222	0.004	0.909
3.514	1	223	0.004	0.913
3.53	1	224	0.004	0.917
3.54	2	226	0.009	0.925
3.556	1	227	0.004	0.929
3.571	1	228	0.004	0.933
3.58	2	230	0.008	0.941
3.59	1	231	0.004	0.945
3.6	4	235	0.016	0.962
3.61	1	236	0.004	0.966
3.62	1	237	0.004	0.970
3.63	1	238	0.004	0.974
3.64	1	239	0.004	0.978
3.66	1	240	0.004	0.982
3.667	2	242	0.008	0.991
3.67	3	245	0.012	1.003
3.676	1	246	0.004	1.007
3.684	1	247	0.004	1.011
3.689	1	248	0.004	1.015
3.69	3	251	0.012	1.027
3.7	2	253	0.008	1.036
3.701	1	254	0.004	1.040
3.707	1	255	0.004	1.044
3.71	3	258	0.012	1.056
3.73	2	260	0.008	1.064
3.74	1	261	0.004	1.068
3.75	3	264	0.012	1.081
3.76	4	268	0.016	1.097
3.77	1	269	0.004	1.101
3.78	3	272	0.012	1.113
3.788	1	273	0.004	1.117
3.79	1	274	0.004	1.122
3.8	3	277	0.012	1.134
3.81	3	280	0.012	1.146
3.82	3	283	0.012	1.158
3.83	3	286	0.012	1.171
3.839	1	287	0.004	1.175
3.84	2	289	0.008	1.183
3.85	1	290	0.004	1.187
3.86	3	293	0.012	1.199
3.864	1	294	0.004	1.203
3.869	1	295	0.004	1.207
3.87	2	297	0.008	1.216
3.875	1	298	0.004	1.220
3.88	2	300	0.008	1.228
3.882	1	301	0.004	1.232
3.9	1	302	0.004	1.236
3.91	1	303	0.004	1.240
3.912	1	304	0.004	1.244
3.914	1	305	0.004	1.248
3.916	1	306	0.004	1.253

416

TRANSCRIPT-LEVEL FILE FREQUENCIES

17:34 MONDAY, AUGUST 12, 1985 363

GPA FOR 2ND CREDENTL				
GPA2	FREQ.	CUM FREQ	PERCENT	CUM PERCENT
3.92	1	1	0.012	1.265
3.938	2	3	0.008	1.273
3.94	1	4	0.004	1.277
3.95	1	5	0.004	1.281
4	25	338	0.103	1.383
4.167	1	339	0.004	1.388
4.286	1	340	0.004	1.392
4.38	1	341	0.004	1.396
4.538	1	342	0.004	1.400
4.8	1	343	0.004	1.404
4.813	1	344	0.004	1.408
5	2	346	0.008	1.416
5.29	1	347	0.004	1.420
5.5	1	348	0.004	1.424
5.54	1	349	0.004	1.429
5.55	1	350	0.004	1.433
5.57	1	351	0.004	1.437
999.999	24080	24431	98.563	100.000

GPA FOR 3RD CREDENTL				
GPA3	FREQUENCY	CUM FREQ	PERCENT	CUM PERCENT
0	4	4	0.016	0.016
2.48	1	5	0.004	0.020
2.768	1	6	0.004	0.025
2.87	1	7	0.004	0.029
2.99	1	8	0.004	0.033
3	1	9	0.004	0.037
3.06	1	10	0.004	0.041
3.15	1	11	0.004	0.045
3.16	1	12	0.004	0.049
3.2	1	13	0.004	0.053
3.214	1	14	0.004	0.057
3.44	1	15	0.004	0.061
3.53	1	16	0.004	0.065
3.54	2	18	0.008	0.074
3.6	1	19	0.004	0.078
3.63	1	20	0.004	0.082
3.7	1	21	0.004	0.086
3.8	1	22	0.004	0.090
3.86	1	23	0.004	0.094
3.929	1	24	0.004	0.098
3.94	1	25	0.004	0.102
4	1	26	0.004	0.106
999.999	24405	24431	99.894	100.000

TRANSCRIPT-LEVEL FILE FREQUENCIES

17:34 MONDAY, AUGUST 12, 1985 364

DEGMON1	MO. RCVD 1ST CREDNTL			
	FREQUENCY	CUM FREQ	PERCENT	CUM PERCENT
JANUARY	201	201	0.823	0.823
FEBRUARY	129	330	0.528	1.351
MARCH	269	599	1.101	2.452
APRIL	142	741	0.581	3.033
MAY	3265	4006	13.364	16.397
JUNE	1707	5713	6.987	23.384
JULY	132	5845	0.540	23.925
AUGUST	711	6556	2.910	26.835
SEPTEMBER	137	6693	0.561	27.396
OCTOBER	52	6745	0.213	27.608
NOVEMBER	62	6807	0.254	27.862
DECEMBER	898	7705	3.676	31.538
MISSING	16726	24431	68.462	100.000

DEGMON2	MO. RCVD 2ND CREDNTL			
	FREQUENCY	CUM FREQ	PERCENT	CUM PERCENT
JANUARY	21	21	0.086	0.086
FEBRUARY	6	27	0.025	0.111
MARCH	16	43	0.065	0.176
APRIL	9	52	0.037	0.213
MAY	171	223	0.700	0.913
JUNE	93	316	0.381	1.293
JULY	15	331	0.061	1.355
AUGUST	109	440	0.446	1.801
SEPTEMBER	15	455	0.061	1.862
OCTOBER	10	465	0.041	1.903
NOVEMBER	2	467	0.008	1.912
DECEMBER	71	538	0.291	2.202
MISSING	23893	24431	97.798	100.000

DEGMON3	MO. RCVD 3RD CREDNTL			
	FREQUENCY	CUM FREQ	PERCENT	CUM PERCENT
JANUARY	1	1	0.004	0.004
FEBRUARY	2	3	0.008	0.012
MARCH	3	6	0.012	0.025
MAY	8	14	0.033	0.057
JUNE	6	20	0.025	0.082
JULY	3	23	0.012	0.094
AUGUST	10	33	0.041	0.135
SEPTEMBER	1	34	0.004	0.139
OCTOBER	1	35	0.004	0.143
DECEMBER	6	41	0.025	0.168
MISSING	24390	24431	99.832	100.000

TRANSCRIPT-LEVEL FILE FREQUENCIES

17:34 MONDAY, AUGUST 12, 1985 365

DEGYR1	YR. RCVD 1ST CREDNTL			
	FREQUENCY	CUM FREQ	PERCENT	CUM PERCENT
1972	45	45	0.184	0.184
1973	146	191	0.598	0.782
1974	822	1013	3.365	4.146
1975	616	1629	2.521	6.668
1976	2890	4519	11.829	18.497
1977	1173	5692	4.801	23.298
1978	620	6312	2.538	25.836
1979	460	6772	1.883	27.719
1980	381	7153	1.559	29.278
1981	282	7435	1.154	30.433
1982	155	7590	0.634	31.067
1983	110	7700	0.450	31.517
1984	51	7751	0.209	31.726
MISSING	16680	24431	68.274	100.000

DEGYR2	YR. RCVD 2ND CREDNTL			
	FREQUENCY	CUM FREQ	PERCENT	CUM PERCENT
1972	1	1	0.004	0.004
1974	6	7	0.025	0.029
1975	16	23	0.065	0.094
1976	89	112	0.364	0.458
1977	61	173	0.250	0.708
1978	82	255	0.336	1.044
1979	75	330	0.307	1.351
1980	70	400	0.287	1.637
1981	49	449	0.201	1.838
1982	43	492	0.176	2.014
1983	37	529	0.151	2.165
1984	15	544	0.061	2.227
MISSING	23887	24431	97.773	100.000

DEGYR3	YR. RCVD 3RD CREDNTL			
	FREQUENCY	CUM FREQ	PERCENT	CUM PERCENT
1976	2	2	0.008	0.008
1977	1	3	0.004	0.012
1978	4	7	0.016	0.029
1979	6	13	0.025	0.053
1980	9	22	0.037	0.090
1981	7	29	0.029	0.119
1982	8	37	0.033	0.151
1983	4	41	0.016	0.168
1984	3	44	0.012	0.180
MISSING	24387	24431	99.820	100.000

TRANSCRIPT-LEVEL FILE FREQUENCIES

17:34 MONDAY, AUGUST 12, 1985 366

MAJ CIP 1	FREQUENCY	CUM FREQ	PERCENT	CUM PERCENT
10101	19	19	0.078	0.078
10102	15	34	0.061	0.139
10103	9	43	0.037	0.176
10104	3	46	0.012	0.188
10199	1	47	0.004	0.192
10201	4	51	0.016	0.209
10203	1	52	0.004	0.213
10204	1	53	0.004	0.217
10301	5	58	0.020	0.237
10302	5	63	0.020	0.258
10304	2	65	0.008	0.266
10305	1	66	0.004	0.270
10601	9	75	0.037	0.307
10603	1	76	0.004	0.311
10605	1	77	0.004	0.315
10606	1	78	0.004	0.319
10699	1	79	0.004	0.323
10701	1	80	0.004	0.327
19999	3	83	0.012	0.340
20101	27	110	0.111	0.450
20201	36	146	0.147	0.598
20202	1	147	0.004	0.602
20207	3	150	0.012	0.614
20299	3	153	0.012	0.626
20301	4	157	0.016	0.643
20302	1	158	0.004	0.647
20305	1	159	0.004	0.651
20401	7	166	0.029	0.679
20402	6	172	0.025	0.704
20403	4	176	0.016	0.720
20404	5	181	0.020	0.741
20407	2	183	0.008	0.749
20408	1	184	0.004	0.753
20409	1	185	0.004	0.757
20501	7	192	0.029	0.786
30101	9	201	0.037	0.823
30201	1	202	0.004	0.827
30202	2	204	0.008	0.835
30302	1	205	0.004	0.839
30501	14	219	0.057	0.896
30502	6	225	0.025	0.921
30504	2	227	0.008	0.929
30505	1	228	0.004	0.933
30506	4	232	0.016	0.950
30599	3	235	0.012	0.962
30601	6	241	0.025	0.986
39999	6	247	0.025	1.011
40101	8	255	0.033	1.044
40201	27	282	0.111	1.154
40301	2	284	0.008	1.162
40401	6	290	0.025	1.187
40501	12	302	0.049	1.236
40601	5	307	0.020	1.257
40701	1	308	0.004	1.261

420

TRANSCRIPT-LEVEL FILE FREQUENCIES

17:34 MONDAY, AUGUST 12, 1985 367

MAJCIP1	FREQUENCY	CIP CODE 1ST MAJOR CUM FREQ	PERCENT	CUM PERCENT
49999	1	309	0.004	1.265
50102	11	320	0.045	1.310
50103	1	321	0.004	1.314
50107	2	323	0.008	1.322
50199	1	324	0.004	1.326
50201	3	327	0.012	1.338
50203	1	328	0.004	1.343
50205	1	329	0.004	1.347
50299	1	330	0.004	1.351
60101	200	530	0.819	2.169
60201	356	886	1.457	3.627
60301	74	960	0.303	3.929
60401	555	1515	2.272	6.201
60402	1	1516	0.004	6.205
60404	2	1518	0.008	6.213
60499	13	1531	0.053	6.267
60501	6	1537	0.025	6.291
60601	1	1538	0.004	6.295
60701	7	1545	0.029	6.324
60702	2	1547	0.008	6.332
60705	3	1550	0.012	6.344
60799	3	1553	0.012	6.357
60801	3	1556	0.012	6.369
60901	5	1561	0.020	6.389
61101	7	1568	0.029	6.418
61201	3	1571	0.012	6.430
61302	2	1573	0.008	6.439
61399	6	1579	0.025	6.463
61401	44	1623	0.180	6.643
61499	1	1624	0.004	6.647
61501	1	1625	0.004	6.651
61601	2	1627	0.008	6.660
61701	18	1645	0.074	6.733
61705	1	1646	0.004	6.737
61799	1	1647	0.004	6.741
61801	2	1649	0.008	6.750
61901	5	1654	0.020	6.770
62001	4	1658	0.016	6.786
69999	16	1674	0.065	6.852
70101	4	1678	0.016	6.868
70102	2	1680	0.008	6.877
70103	4	1684	0.016	6.893
70201	3	1687	0.012	6.905
70301	1	1698	0.045	6.950
70302	2	1700	0.008	6.958
70303	3	1703	0.012	6.971
70305	2	1705	0.008	6.979
70401	11	1716	0.045	7.024
70601	55	1771	0.225	7.249
70602	9	1780	0.037	7.286
70603	43	1823	0.176	7.462
70604	20	1843	0.082	7.544
70605	30	1873	0.123	7.666
70606	73	1946	0.299	7.965
70607	15	1961	0.061	8.027

421

TRANSCRIPT-LEVEL FILE FREQUENCIES

17:34 MONDAY, AUGUST 12, 1985 368

MAJCIP1	FREQUENCY	CUM FREQ	PERCENT	CUM PERCENT
70699	9	1970	0.037	8.064
70701	12	1982	0.049	8.113
70702	13	1995	0.053	8.166
70705	13	2008	0.053	8.219
70707	1	2009	0.004	8.223
70709	1	2010	0.004	8.227
70710	3	2013	0.012	8.240
70799	4	2017	0.016	8.256
79999	6	2023	0.025	8.280
80102	18	2041	0.074	8.354
80103	1	2042	0.004	8.358
80201	12	2054	0.049	8.407
80702	1	2055	0.004	8.411
80705	15	2070	0.061	8.473
80799	48	2118	0.196	8.669
8C902	1	2119	0.004	8.673
80903	1	2120	0.004	8.677
81099	1	2121	0.004	8.682
81101	1	2122	0.004	8.686
81105	2	2124	0.008	8.694
81202	1	2125	0.004	8.698
81203	3	2128	0.012	8.710
89999	7	2135	0.029	8.739
90101	45	2180	0.184	8.923
90201	10	2190	0.041	8.964
90401	84	2274	0.344	9.308
90501	10	2284	0.041	9.349
90601	4	2288	0.016	9.365
90701	19	2307	0.078	9.443
99999	23	2330	0.094	9.537
100103	1	2331	0.004	9.541
100104	7	2338	0.029	9.570
100199	3	2341	0.012	9.582
110101	52	2393	0.213	9.795
110201	13	2406	0.053	9.848
110301	57	2463	0.233	10.081
110501	2	2465	0.008	10.090
119999	7	2472	0.029	10.118
120301	4	2476	0.016	10.135
120402	4	2480	0.016	10.151
120403	31	2511	0.127	10.278
130101	144	2655	0.589	10.867
130201	3	2658	0.012	10.880
130301	8	2666	0.033	10.912
130401	8	2674	0.033	10.945
130404	3	2677	0.012	10.957
130405	2	2679	0.008	10.966
130406	2	2681	0.008	10.974
130499	1	2682	0.004	10.978
130501	4	2686	0.016	10.994
130604	1	2687	0.004	10.998
130801	6	2693	0.025	11.023
130901	1	2694	0.004	11.027
131001	79	2773	0.323	11.350
131003	7	2780	0.029	11.379

TRANSCRIPT-LEVEL FILE FREQUENCIES

17:34 MONDAY, AUGUST 12, 1985 369

MAJCIP1	FREQUENCY	CIP CODE	1ST MAJOR	CUM FREQ	PERCENT	CUM PERCENT
131004	3			2783	0.012	11.391
131005	4			2787	0.016	11.408
131006	30			2817	0.123	11.530
131007	1			2818	0.004	11.535
131008	1			2819	0.004	11.539
131009	1			2820	0.004	11.543
131011	3			2823	0.012	11.555
131012	4			2827	0.016	11.571
131099	21			2848	0.086	11.657
131101	21			2869	0.086	11.743
131201	13			2882	0.053	11.796
131202	309			3191	1.265	13.061
131203	1			3192	0.004	13.065
131204	42			3234	0.172	13.237
131205	47			3281	0.192	13.430
131299	10			3291	0.041	13.471
131301	10			3301	0.041	13.512
131302	21			3322	0.086	13.597
131303	36			3358	0.147	13.745
131304	1			3359	0.004	13.749
131305	20			3379	0.082	13.831
131306	7			3386	0.029	13.859
131307	20			3406	0.082	13.941
131308	12			3418	0.049	13.990
131309	8			3426	0.033	14.023
131310	1			5427	0.004	14.027
131311	9			3436	0.037	14.064
131312	65			3501	0.266	14.330
131314	135			3636	0.553	14.883
131315	8			3644	0.033	14.915
131316	7			3651	0.029	14.944
131317	6			3657	0.025	14.969
131318	12			3669	0.049	15.018
131319	3			3672	0.012	15.030
131320	6			3678	0.025	15.055
131399	60			3738	0.246	15.300
131401	1			3739	0.004	15.304
139999	11			3750	0.045	15.349
140101	55			3805	0.225	15.574
140201	16			3821	0.065	15.640
140301	4			3825	0.016	15.656
140401	3			3828	0.012	15.669
140501	3			3831	0.012	15.681
140701	27			3858	0.111	15.791
140801	46			3904	0.188	15.980
140901	3			3907	0.012	15.992
141001	73			3980	0.299	16.291
141101	4			3984	0.016	16.307
141301	7			3991	0.029	16.336
141401	4			3995	0.016	16.352
141501	2			3997	0.008	16.360
141701	10			4007	0.041	16.401
141901	50			4057	0.205	16.606
142001	2			4059	0.008	16.614
142101	1			4060	0.004	16.618

423

TRANSCRIPT-LEVEL FILE FREQUENCIES

17:34 MONDAY, AUGUST 12, 1985 370

MAJCIP1	FREQUENCY	CIP CODE	1ST MAJOR	CUM FREQ	PERCENT	CUM PERCENT
142201	5	4065		5	0.020	16.639
142301	3	4068		8	0.012	16.651
142401	2	4070		10	0.008	16.659
142501	3	4073		13	0.012	16.671
142601	1	4074		14	0.004	16.676
142701	1	4075		15	0.004	16.680
149999	6	4081		21	0.025	16.704
150101	18	4099		39	0.074	16.778
150199	2	4101		41	0.008	16.786
150201	12	4113		53	0.049	16.835
150202	24	4137		77	0.098	16.933
150204	1	4138		78	0.004	16.937
150301	8	4146		86	0.033	16.970
150302	31	4177		117	0.127	17.097
150303	75	4252		192	0.307	17.404
150399	9	4261		201	0.037	17.441
150401	2	4263		203	0.008	17.449
150402	1	4264		204	0.004	17.453
150403	5	4269		209	0.020	17.474
150404	1	4270		210	0.004	17.478
150499	1	4271		211	0.004	17.482
150501	16	4287		227	0.065	17.547
150505	2	4289		229	0.008	17.556
150506	3	4292		232	0.012	17.568
150599	4	4296		236	0.016	17.584
150603	14	4310		250	0.057	17.642
150604	3	4313		253	0.012	17.654
150607	1	4314		254	0.004	17.658
150609	1	4315		255	0.004	17.662
150610	12	4327		267	0.049	17.711
150701	3	4330		270	0.012	17.723
150702	1	4331		271	0.004	17.727
150801	2	4333		273	0.008	17.736
150803	24	4357		297	0.098	17.834
150805	7	4364		304	0.029	17.863
150899	12	4376		316	0.049	17.912
150901	1	4377		317	0.004	17.916
150902	1	4378		318	0.004	17.920
159999	16	4394		334	0.065	17.985
160101	8	4402		342	0.033	18.018
160302	1	4403		343	0.004	18.022
160402	5	4408		348	0.020	18.043
160403	2	4410		350	0.008	18.051
160501	8	4418		358	0.033	18.084
160602	1	4419		359	0.004	18.088
160901	36	4455		395	0.147	18.235
160902	1	4456		396	0.004	18.239
160904	1	4457		397	0.004	18.243
160905	22	4479		419	0.090	18.333
161101	1	4480		420	0.004	18.337
170101	31	4511		451	0.127	18.464
170102	26	4537		477	0.106	18.571
170103	2	4539		479	0.008	18.579
170201	1	4540		480	0.004	18.583
170204	1	4541		481	0.004	18.587

TRANSCRIPT-LEVEL FILE FREQUENCIES

17:34 MONDAY, AUGUST 12, 1985 371

MAJ CIP 1	FREQUENCY	CIP CDDE 1ST MAJOR CUM FREQ	PERCENT	CUM PERCENT
170206	5	4546	0.020	18.608
170209	10	4556	0.041	18.648
170210	3	4559	0.012	18.661
170211	3	4562	0.012	18.673
170299	1	4563	0.004	18.677
170305	2	4565	0.008	18.685
170309	15	4580	0.061	18.747
170310	31	4611	0.127	18.874
170311	1	4612	0.004	18.878
170402	1	4613	0.004	18.882
170405	3	4616	0.012	18.894
170406	5	4621	0.020	18.914
170407	6	4627	0.025	18.939
170408	1	4628	0.004	18.943
170499	6	4634	0.025	18.968
170501	3	4637	0.012	18.980
170503	28	4665	0.115	19.095
170505	2	4667	0.008	19.103
170506	2	4669	0.008	19.111
170508	2	4671	0.008	19.119
170512	2	4673	0.008	19.127
170599	1	4674	0.004	19.131
170602	10	4684	0.041	19.172
170604	1	4685	0.004	19.176
170605	66	4751	0.270	19.447
170699	1	4752	0.004	19.451
170701	6	4758	0.025	19.475
170801	1	4759	0.004	19.479
170806	1	4760	0.004	19.483
170807	11	4771	0.045	19.528
170808	5	4776	0.020	19.549
170813	23	4799	0.094	19.643
170815	5	4804	0.020	19.664
170816	2	4806	0.008	19.672
170818	7	4813	0.029	19.700
170820	1	4814	0.004	19.704
170821	7	4821	0.029	19.733
170899	7	4828	0.029	19.762
179999	4	4832	0.016	19.778
180101	1	4833	0.004	19.782
180102	13	4846	0.053	19.835
180103	26	4872	0.106	19.942
180199	1	4873	0.004	19.946
180205	2	4875	0.008	19.954
180299	1	4876	0.004	19.958
180301	10	4886	0.041	19.999
180401	22	4908	0.090	20.089
180404	3	4911	0.012	20.102
180499	2	4913	0.008	20.110
180701	4	4917	0.016	20.126
180703	2	4919	0.008	20.134
180799	2	4921	0.008	20.142
181001	50	4971	0.205	20.347
181014	1	4972	0.004	20.351
181015	1	4973	0.004	20.355

425

TRANSCRIPT-LEVEL FILE FREQUENCIES

17:34 MONDAY, AUGUST 12, 1985 372

MAJCIP1	FREQUENCY	CIP CODE 1ST MAJOR	CUM FREQ	PERCENT	CUM PERCENT
181019	1	4974		0.004	20.359
181025	3	4977		0.012	20.372
181026	2	4979		0.008	20.380
181099	3	4982		0.012	20.392
181101	379	5361		1.551	21.943
181105	1	5362		0.004	21.948
181107	9	5371		0.037	21.984
181199	15	5386		0.061	22.046
181201	9	5395		0.037	22.083
181301	4	5399		0.016	22.099
181401	64	5463		0.262	22.361
181501	4	5467		0.016	22.377
181701	7	5474		0.029	22.406
181801	18	5492		0.074	22.480
181901	3	5495		0.012	22.492
182001	4	5499		0.016	22.508
182401	10	5509		0.041	22.549
189999	16	5525		0.065	22.615
190101	63	5588		0.258	22.873
190201	1	5589		0.004	22.877
190301	4	5593		0.016	22.893
190302	2	5595		0.008	22.901
190401	1	5596		0.004	22.905
190402	1	5597		0.004	22.909
190403	1	5598		0.004	22.914
190501	7	5605		0.029	22.942
190502	1	5606		0.004	22.946
190503	11	5617		0.045	22.991
190603	2	5619		0.008	22.999
190701	3	5622		0.012	23.012
190703	3	5625		0.012	23.024
190704	3	5628		0.012	23.036
190901	7	5635		0.029	23.065
190902	2	5637		0.008	23.073
190903	3	5640		0.012	23.085
190904	2	5642		0.008	23.094
190999	1	5643		0.004	23.098
199999	1	5644		0.004	23.102
200101	1	5645		0.004	23.106
200102	30	5675		0.123	23.229
200103	2	5677		0.008	23.237
200107	2	5679		0.008	23.245
200108	2	5681		0.008	23.253
200110	1	5682		0.004	23.257
200201	2	5684		0.008	23.266
200202	2	5686		0.008	23.274
200203	1	5687		0.004	23.278
200205	2	5689		0.008	23.286
200301	3	5692		0.012	23.298
200305	1	5693		0.004	23.302
200401	5	5698		0.020	23.323
200403	5	5703		0.020	23.343
200406	3	5706		0.012	23.356
200499	1	5707		0.004	23.360
200504	1	5708		0.004	23.364

TRANSCRIPT-LEVEL FILE FREQUENCIES

17:34 MONDAY, AUGUST 12, 1985 373

MAJ CIP 1	FREQUENCY	CIP CODE 1ST MAJOR CUM FREQ	PERCENT	CUM PERCENT
209999	6	5714	0.025	23.388
210101	12	5726	0.043	23.437
210102	7	5733	0.029	23.466
210103	8	5741	0.033	23.499
210104	18	5759	0.074	23.573
210105	1	5760	0.004	23.577
210106	9	5769	0.037	23.613
210199	2	5771	0.008	23.622
220101	92	5863	0.377	23.998
220102	7	5870	0.029	24.027
220103	7	5877	0.029	24.056
220199	3	5880	0.012	24.068
230101	157	6037	0.643	24.710
230301	5	6042	0.020	24.731
230401	3	6045	0.012	24.743
230501	2	6047	0.008	24.751
230601	3	6050	0.012	24.764
230801	8	6058	0.033	24.796
230901	2	6060	0.008	24.805
231001	28	6088	0.115	24.919
239999	16	6104	0.065	24.985
240101	503	6607	2.059	27.044
240199	7	6614	0.029	27.072
250101	6	6620	0.025	27.097
250201	1	6621	0.004	27.101
250301	2	6623	0.008	27.109
250401	9	6632	0.037	27.146
260101	258	6890	1.056	28.202
260201	13	6903	0.053	28.255
260301	9	6912	0.037	28.292
260302	3	6915	0.012	28.304
260401	1	6916	0.004	28.308
260402	1	6917	0.004	28.312
260501	17	6934	0.070	28.382
260603	2	6936	0.008	28.390
260607	2	6938	0.008	28.398
260609	1	6939	0.004	28.402
260701	36	6975	0.147	28.550
260702	3	6978	0.012	28.562
260705	1	6979	0.004	28.566
260706	2	6981	0.008	28.574
269999	11	6992	0.045	28.619
270101	83	7075	0.340	28.959
270301	1	7076	0.004	28.963
270501	1	7077	0.004	28.967
279999	14	7091	0.057	29.025
280401	2	7093	0.008	29.033
300101	45	7138	0.184	29.217
300201	1	7139	0.004	29.221
300301	2	7141	0.008	29.229
300401	39	7180	0.160	29.389
300601	3	7183	0.012	29.401
300701	1	7184	0.004	29.405
309999	83	7267	0.340	29.745
310101	19	7286	0.078	29.823

427

TRANSCRIPT-LEVEL FILE FREQUENCIES

17:34 MONDAY, AUGUST 12, 1985 374

MAJCIP1	FREQUENCY	CIP CODE 1ST MAJOR CUM FREQ	PERCENT	CUM PERCENT
310201	2	7288	0.008	29.831
310301	14	7302	0.057	29.888
310401	1	7303	0.004	29.892
320101	1	7304	0.004	29.896
320105	4	7308	0.016	29.913
340101	2	7310	0.008	29.921
340103	1	7311	0.004	29.925
340104	1	7312	0.004	29.929
360101	16	7328	0.065	29.995
360108	17	7345	0.070	30.064
360199	3	7348	0.012	30.077
370105	1	7349	0.004	30.081
370199	3	7352	0.012	30.093
380101	32	7384	0.131	30.224
380201	20	7404	0.082	30.306
389999	1	7475	0.004	30.310
390201	11	7416	0.045	30.355
390301	2	7418	0.008	30.363
390401	12	7430	0.049	30.412
390501	7	7437	0.029	30.441
390601	16	7453	0.065	30.506
399999	3	7456	0.012	30.519
400101	8	7464	0.033	30.551
400201	3	7467	0.012	30.564
400401	6	7473	0.025	30.588
400501	72	7545	0.295	30.883
400599	2	7547	0.008	30.891
400601	29	7576	0.119	31.010
400602	1	7577	0.004	31.014
400603	4	7581	0.016	31.030
400699	8	7589	0.033	31.063
400702	3	7592	0.012	31.075
400703	5	7597	0.020	31.096
400799	1	7598	0.004	31.100
400801	21	7619	0.086	31.186
410101	1	7620	0.004	31.190
410102	1	7621	0.004	31.194
410199	1	7622	0.004	31.198
410202	2	7624	0.008	31.206
410204	4	7628	0.016	31.223
410305	1	7629	0.004	31.227
420101	258	7887	1.056	32.283
420201	1	7888	0.004	32.287
420601	1	7889	0.004	32.291
420701	2	7891	0.008	32.299
420801	2	7893	0.008	32.307
421001	4	7897	0.016	32.324
421601	1	7898	0.004	32.328
429999	4	7902	0.016	32.344
430101	1	7903	0.004	32.348
430102	10	7913	0.041	32.389
430103	17	7930	0.070	32.459
430104	51	7981	0.209	32.668
430105	3	7984	0.012	32.680
430106	1	7985	0.004	32.684

TRANSCRIPT-LEVEL FILE FREQUENCIES

17:34 MONDAY, AUGUST 12, 1985 375

MAJCIP1	FREQUENCY	CIP CODE	1ST MAJOR	PERCENT	CUM PERCENT
430107	53	8038		0.217	32.901
430108	7	8045		0.029	32.929
430199	6	8051		0.025	32.954
430201	6	8057		0.025	32.979
430299	2	8059		0.008	32.987
439999	2	8061		0.008	32.995
440101	4	8065		0.016	33.011
440201	4	8069		0.016	33.028
440401	19	8088		0.078	33.105
440501	1	8089		0.004	33.110
440701	73	8162		0.299	33.408
440799	2	8164		0.008	33.417
449999	6	8170		0.025	33.441
450101	42	8212		0.172	33.613
450201	31	8243		0.127	33.740
450401	2	8245		0.008	33.748
450601	85	8330		0.348	34.096
450701	41	8371		0.168	34.264
450801	172	8543		0.704	34.968
450901	8	8551		0.033	35.001
451001	149	8700		0.610	35.610
451101	143	8843		0.585	36.196
451201	8	8851		0.033	36.229
459999	9	8860		0.037	36.265
460101	1	8861		0.004	36.269
460201	7	8868		0.029	36.298
460302	8	8876		0.033	36.331
460401	2	8878		0.008	36.339
460408	1	8879		0.004	36.343
460499	2	8881		0.008	36.351
460501	3	8884		0.012	36.364
460503	1	8885		0.004	36.368
470101	3	8888		0.012	36.380
470102	1	8889		0.004	36.384
470103	4	8893		0.016	36.400
470105	3	8896		0.012	36.413
470199	2	8898		0.008	36.421
470201	8	8906		0.033	36.454
470202	1	8907		0.004	36.458
470203	1	8908		0.004	36.462
470304	1	8909		0.004	36.466
470404	1	8910		0.004	36.470
470405	2	8912		0.008	36.478
470499	1	8913		0.004	36.482
470502	1	8914		0.004	36.486
470602	5	8919		0.020	36.507
470603	17	8936		0.070	36.576
470604	54	8990		0.221	36.798
470605	8	8998		0.033	36.830
470606	3	9001		0.012	36.843
470699	6	9007		0.025	36.867
480101	12	9019		0.049	36.916
480102	4	9023		0.016	36.933
480105	4	9027		0.016	36.949
480199	1	9028		0.004	36.953

429

TRANSCRIPT-LEVEL FILE FREQUENCIES

17:34 MONDAY, AUGUST 12, 1985 376

MAJCIP1	CIP CODE 1ST MAJOR			CUM PERCENT
	FREQUENCY	CUM FREQ	PERCENT	
480201	8	9036	0.033	36.986
480203	11	9047	0.045	37.031
480204	6	9053	0.025	37.055
480206	1	9054	0.004	37.059
480208	1	9055	0.004	37.064
480299	3	9058	0.012	37.076
480402	2	9060	0.008	37.084
480501	1	9061	0.004	37.088
480503	11	9072	0.045	37.133
480508	17	9089	0.070	37.203
480702	1	9090	0.004	37.207
480703	2	9092	0.008	37.215
490101	2	9094	0.008	37.223
490102	4	9098	0.016	37.240
490104	2	9100	0.008	37.248
490105	2	9102	0.008	37.256
490199	3	9105	0.012	37.268
490205	1	9106	0.004	37.272
499999	1	9107	0.004	37.276
500101	21	9128	0.086	37.362
500202	1	9129	0.004	37.366
500204	2	9131	0.008	37.375
500301	6	9137	0.025	37.399
500401	9	9146	0.037	37.436
500402	2	9148	0.008	37.444
500403	4	9152	0.016	37.461
500404	1	9153	0.004	37.465
500405	1	9154	0.004	37.469
500499	6	9160	0.025	37.493
500501	35	9195	0.143	37.637
500601	2	9197	0.008	37.645
500605	7	9204	0.029	37.673
500701	87	9291	0.356	38.030
500703	7	9298	0.029	38.058
500704	1	9299	0.004	38.062
500705	1	9300	0.004	38.066
500708	6	9306	0.025	38.091
500709	1	9307	0.004	38.095
500799	12	9319	0.049	38.144
500801	2	9321	0.008	38.152
500901	67	9388	0.274	38.427
500902	2	9390	0.008	38.435
500903	26	9416	0.106	38.541
500904	2	9418	0.008	38.549
500999	3	9421	0.012	38.562
509999	8	9429	0.033	38.594
999999	15002	24431	61.406	100.000

TRANSCRIPT-LEVEL FILE FREQUENCIES

17:34, MONDAY, AUGUST 12, 1985 377

MAJCIP2	FREQUENCY	CIP CODE 2ND MAJOR CUM FREQ	PERCENT	CUM PERCENT
20101	1	1	0.004	0.004
20201	1	2	0.004	0.008
20401	1	3	0.004	0.012
30502	1	4	0.004	0.016
30601	1	5	0.004	0.020
40301	1	6	0.004	0.025
60101	1	7	0.004	0.029
60201	4	11	0.016	0.045
60301	2	13	0.008	0.053
60401	19	32	0.078	0.131
60801	1	33	0.004	0.135
61101	2	35	0.008	0.143
61399	1	36	0.004	0.147
61401	5	41	0.020	0.168
61901	2	43	0.008	0.176
62001	1	44	0.004	0.180
70103	1	45	0.004	0.184
70401	1	46	0.004	0.188
70601	1	47	0.004	0.192
70603	2	49	0.008	0.201
70604	2	51	0.008	0.209
70605	2	53	0.008	0.217
70606	1	54	0.004	0.221
70705	1	55	0.004	0.225
70707	1	56	0.004	0.229
80705	1	57	0.004	0.233
80706	1	58	0.004	0.237
80799	6	64	0.025	0.262
90201	3	67	0.012	0.274
90401	1	68	0.004	0.278
90501	1	69	0.004	0.282
90601	1	70	0.004	0.287
110101	2	72	0.008	0.295
110301	1	73	0.004	0.299
110401	1	74	0.004	0.303
130101	2	76	0.008	0.311
130801	2	78	0.008	0.319
131001	1	79	0.004	0.323
131005	1	80	0.004	0.327
131008	1	81	0.004	0.332
131010	1	82	0.004	0.336
131011	3	85	0.012	0.348
131099	3	88	0.012	0.360
131202	14	102	0.057	0.418
131204	2	104	0.008	0.426
131205	5	109	0.020	0.446
131299	1	110	0.004	0.450
131301	2	112	0.008	0.458
131302	3	115	0.012	0.471
131305	4	119	0.016	0.487
131306	1	120	0.004	0.491
131311	1	121	0.004	0.495
131312	3	124	0.012	0.508
131314	14	138	0.057	0.565

431

TRANSCRIPT-LEVEL FILE FREQUENCIES

17:34 MONDAY, AUGUST 12, 1985 378

MAJCIP2	FREQUENCY	CIP CODE 2ND MAJOR CUM FREQ	PERCENT	CUM PERCENT
131315	2	140	0.008	0.573
131318	5	145	0.020	0.594
131320	1	146	0.004	0.598
131399	7	153	0.029	0.626
140201	1	154	0.004	0.630
140801	3	157	0.012	0.643
140901	1	158	0.004	0.647
141001	3	161	0.012	0.659
141701	1	162	0.004	0.663
141901	1	163	0.004	0.667
142301	1	164	0.004	0.671
142501	1	165	0.004	0.675
150101	1	166	0.004	0.679
150303	4	170	0.016	0.696
150603	4	174	0.016	0.712
150610	1	175	0.004	0.716
150899	1	176	0.004	0.720
160402	1	177	0.004	0.724
160901	1	178	0.004	0.729
160905	1	189	0.045	0.774
170102	2	191	0.008	0.782
170206	2	193	0.008	0.790
170310	2	195	0.008	0.798
170602	1	196	0.004	0.802
170605	1	197	0.004	0.806
170699	1	198	0.004	0.810
170813	2	200	0.008	0.819
170821	1	201	0.004	0.823
180101	1	202	0.004	0.827
180102	3	205	0.012	0.839
180103	2	207	0.008	0.847
180404	1	208	0.004	0.851
181001	1	209	0.004	0.855
181101	5	214	0.020	0.876
181401	1	215	0.004	0.880
181801	1	216	0.004	0.884
182001	2	218	0.008	0.892
182401	1	219	0.004	0.896
190101	1	220	0.004	0.900
190201	1	221	0.004	0.905
190503	1	222	0.004	0.909
190701	2	224	0.008	0.917
190704	1	225	0.004	0.921
190799	1	226	0.004	0.925
190903	1	227	0.004	0.929
200102	2	229	0.008	0.937
200109	1	230	0.004	0.941
200499	2	232	0.008	0.950
210101	2	234	0.008	0.958
220101	4	238	0.016	0.974
220103	1	239	0.004	0.978
230101	17	256	0.070	1.048
230601	2	258	0.008	1.056
230901	2	260	0.008	1.064
231001	5	265	0.020	1.085

TRANSCRIPT-LEVEL FILE FREQUENCIES

12:34 MONDAY, AUGUST 12, 1985 379

MAJCIP2	FREQUENCY	CIP CODE 2ND MAJOR CUM FREQ	PERCENT	CUM PERCENT
239999	1	266	0.004	1.089
240101	11	277	0.045	1.134
250101	1	278	0.004	1.138
250401	1	279	0.004	1.142
260101	14	293	0.057	1.199
260301	1	294	0.004	1.203
260303	1	295	0.004	1.207
260402	1	296	0.004	1.212
260501	2	298	0.008	1.220
260701	7	305	0.029	1.248
269999	1	306	0.004	1.253
270101	10	316	0.041	1.293
270301	2	318	0.008	1.302
279999	2	320	0.008	1.310
280101	1	321	0.004	1.314
300101	6	327	0.025	1.338
300401	1	328	0.004	1.343
300601	1	329	0.004	1.347
309999	6	335	0.025	1.371
310101	1	336	0.004	1.375
360101	2	338	0.008	1.383
360108	1	339	0.004	1.388
360199	1	340	0.004	1.392
380101	7	347	0.029	1.420
380201	2	349	0.008	1.429
390201	2	351	0.008	1.437
390501	2	353	0.008	1.445
400101	1	354	0.004	1.449
400401	1	355	0.004	1.453
400501	15	370	0.061	1.514
400599	2	372	0.008	1.523
400601	3	375	0.012	1.535
400699	2	377	0.008	1.543
400702	1	378	0.004	1.547
400703	1	379	0.004	1.551
400801	4	383	0.016	1.563
410304	2	385	0.008	1.576
420101	25	410	0.102	1.678
421001	1	411	0.004	1.682
421301	1	412	0.004	1.686
429999	1	413	0.004	1.690
430104	2	415	0.008	1.699
430107	3	418	0.012	1.711
430199	1	419	0.004	1.715
430201	1	420	0.004	1.719
440201	1	421	0.004	1.723
440401	4	425	0.016	1.740
440701	6	431	0.025	1.764
450101	7	438	0.029	1.793
450201	2	440	0.008	1.801
450401	2	442	0.008	1.809
450601	19	461	0.078	1.887
450701	6	467	0.025	1.912
450801	26	493	0.106	2.018
451001	19	512	0.078	2.096

433

TRANSCRIPT-LEVEL FILE FREQUENCIES

17:34 MONDAY, AUGUST 12, 1985 380

MAJCIP2	FREQUENCY	CIP CODE	2ND MAJOR	CUM FREQ	PERCENT	CUM PERCENT
451101	35	547		547	0.143	2.239
451201	1	548		548	0.004	2.243
459999	5	553		553	0.020	2.264
470202	1	554		554	0.004	2.268
470303	1	555		555	0.004	2.272
470601	1	556		556	0.004	2.276
470603	1	557		557	0.004	2.280
470604	1	558		558	0.004	2.284
470605	1	559		559	0.004	2.288
480101	2	561		561	0.008	2.296
480102	2	563		563	0.008	2.304
480203	1	564		564	0.004	2.309
480508	1	565		565	0.004	2.313
490104	1	566		566	0.004	2.317
500101	4	570		570	0.016	2.333
500299	1	571		571	0.004	2.337
500301	1	572		572	0.004	2.341
500401	1	573		573	0.004	2.345
500501	7	580		580	0.029	2.374
500601	2	582		582	0.008	2.382
500605	2	584		584	0.008	2.390
500701	2	586		586	0.008	2.399
500703	1	587		587	0.004	2.403
500709	1	588		588	0.004	2.407
500799	1	589		589	0.004	2.411
500901	7	596		596	0.029	2.440
500903	3	599		599	0.012	2.452
500904	1	600		600	0.004	2.456
500999	2	602		602	0.008	2.464
999999	23829	24431		24431	97.536	100.000

TRANSCRIPT-LEVEL FILE FREQUENCIES

17:34 MONDAY, AUGUST 12, 1985 381

MAUCIP3	FREQUENCY	CIP CDDE 3RD MAJOR CUM FREQ	PERCENT	CUM PERCENT
20409	1	1	0.004	0.004
61001	1	2	0.004	0.008
80706	1	3	0.004	0.012
130101	1	4	0.004	0.016
131311	1	5	0.004	0.020
131314	1	6	0.004	0.025
131318	1	7	0.004	0.029
131399	1	8	0.004	0.033
160905	2	10	0.008	0.041
180199	1	11	0.004	0.045
181101	2	13	0.008	0.053
220101	1	14	0.004	0.057
231001	2	16	0.008	0.065
239999	1	17	0.004	0.070
240101	2	19	0.008	0.078
260101	1	20	0.004	0.082
270101	1	21	0.004	0.086
410304	1	22	0.004	0.090
420101	1	23	0.004	0.094
421601	1	24	0.004	0.098
430104	1	25	0.004	0.102
440201	1	26	0.004	0.106
450101	1	27	0.004	0.111
450601	2	29	0.008	0.119
450801	3	32	0.012	0.131
451001	1	33	0.004	0.135
451101	4	37	0.016	0.151
451201	1	38	0.004	0.156
459999	1	39	0.004	0.160
470604	1	40	0.004	0.164
500405	1	41	0.004	0.168
500602	1	42	0.004	0.172
500703	1	43	0.004	0.176
999999	24388	24431	99.824	100.000

TRANSCRIPT-LEVEL FILE FREQUENCIES

17:34 MONDAY, AUGUST 12, 1985 382

MINCIP1	FREQUENCY	CIP CDDE 1ST MINDR CUM FREQ	PERCENT	CUM PERCENT
10101	2	2	0.008	0.008
10104	1	3	0.004	0.012
20101	1	4	0.004	0.016
20402	1	5	0.004	0.020
50103	1	6	0.004	0.025
50104	1	7	0.004	0.029
60101	14	21	0.057	0.086
60201	5	26	0.020	0.106
60301	2	28	0.003	0.115
60401	25	53	0.102	0.217
60403	1	54	0.004	0.221
60705	1	55	0.004	0.225
60799	1	56	0.004	0.229
60801	1	57	0.004	0.233
61101	1	58	0.004	0.237
61201	1	59	0.004	0.241
61302	1	60	0.004	0.246
61401	4	64	0.016	0.262
70201	1	65	0.004	0.266
70301	2	67	0.008	0.274
70605	1	68	0.004	0.278
70606	1	69	0.004	0.282
80706	1	70	0.004	0.287
80799	8	78	0.033	0.319
90101	5	83	0.020	0.340
90401	2	85	0.008	0.348
90501	1	86	0.004	0.352
90701	1	87	0.004	0.356
99999	1	88	0.004	0.360
100101	1	89	0.004	0.364
110101	5	94	0.020	0.385
119999	1	95	0.004	0.389
130101	4	99	0.016	0.405
130201	1	100	0.004	0.409
131001	6	106	0.025	0.434
131006	1	107	0.004	0.438
131008	1	108	0.004	0.442
131011	1	109	0.004	0.446
131202	6	115	0.025	0.471
131204	4	119	0.016	0.487
131205	6	125	0.025	0.512
131304	3	128	0.012	0.524
131307	9	137	0.037	0.561
131309	1	138	0.004	0.565
131311	1	139	0.004	0.569
131314	7	146	0.029	0.598
131316	3	149	0.012	0.610
131317	1	150	0.004	0.614
131318	2	152	0.008	0.622
139999	3	155	0.012	0.634
150302	1	156	0.004	0.639
150610	1	157	0.004	0.643
150701	1	158	0.004	0.647
150903	1	159	0.004	0.651

TRANSCRIPT-LEVEL FILE FREQUENCIES

17:34 MONDAY, AUGUST 12, 1985 383

MINCIP1	FREQUENCY	CIP CODE	1ST MINOR	CUM FREQ	PERCENT	CUM PERCENT
160101	1	160		160	0.004	0.655
160501	6	166		166	0.023	0.679
160601	1	167		167	0.004	0.684
160901	4	171		171	0.016	0.700
160902	1	172		172	0.004	0.704
160905	9	181		181	0.037	0.741
170102	2	183		183	0.008	0.749
170605	1	184		184	0.004	0.753
170899	1	185		185	0.004	0.757
180205	1	186		186	0.004	0.761
180799	1	187		187	0.004	0.765
181101	1	188		188	0.004	0.770
181401	1	189		189	0.004	0.774
189999	2	191		191	0.008	0.782
190101	1	192		192	0.004	0.786
190503	1	193		193	0.004	0.790
190701	1	194		194	0.004	0.794
190799	1	195		195	0.004	0.798
190901	1	196		196	0.004	0.802
200102	2	198		198	0.008	0.810
200601	1	199		199	0.004	0.815
210101	2	201		201	0.008	0.823
230101	36	237		237	0.147	0.970
231001	8	245		245	0.033	1.003
239999	7	252		252	0.029	1.031
240101	1	253		253	0.004	1.036
250401	4	257		257	0.016	1.052
260101	23	280		280	0.094	1.146
260606	1	281		281	0.004	1.150
260699	1	282		282	0.004	1.154
269999	2	284		284	0.008	1.162
270101	20	304		304	0.082	1.244
279999	4	308		308	0.016	1.261
280101	1	309		309	0.004	1.265
280301	1	310		310	0.004	1.269
300101	3	313		313	0.012	1.281
300401	1	314		314	0.004	1.285
309999	3	317		317	0.012	1.298
360108	2	319		319	0.008	1.306
380101	6	325		325	0.025	1.330
380201	3	328		328	0.012	1.343
389999	1	329		329	0.004	1.347
390401	1	330		330	0.004	1.351
390601	1	331		331	0.004	1.355
400101	1	332		332	0.004	1.359
400501	23	355		355	0.094	1.453
400599	1	356		356	0.004	1.457
400601	6	362		362	0.025	1.482
400703	1	363		363	0.004	1.486
400801	1	364		364	0.004	1.490
420101	56	420		420	0.229	1.719
420301	1	421		421	0.004	1.723
420601	1	422		422	0.004	1.727
420701	1	423		423	0.004	1.731
430102	1	424		424	0.004	1.735

437

TRANSCRIPT-LEVEL FILE FREQUENCIES

17:34 MONDAY, AUGUST 12, 1985 384

MINCIP1	CIP CODE 1ST MINOR			CUM PERCENT
	FREQUENCY	CUM FREQ	PERCENT	
440701	1	425	0.004	1.740
450101	10	435	0.041	1.781
450201	3	438	0.012	1.793
450601	18	456	0.074	1.866
450701	1	457	0.004	1.871
450801	29	486	0.119	1.989
451001	23	509	0.094	2.083
451101	38	547	0.156	2.239
459999	1	548	0.004	2.243
480203	1	549	0.004	2.247
500101	2	551	0.008	2.255
500501	1	552	0.004	2.259
500701	5	557	0.020	2.280
500703	1	558	0.004	2.284
500901	11	569	0.045	2.329
500903	2	571	0.008	2.337
500904	1	572	0.004	2.341
999999	23859	24431	97.659	100.000

MINCIP2	CIP CODE 2ND MINOR			CUM PERCENT
	FREQUENCY	CUM FREQ	PERCENT	
60301	1	1	0.004	0.004
131205	1	2	0.004	0.008
131303	1	3	0.004	0.012
131307	1	4	0.004	0.016
131309	1	5	0.004	0.020
131314	1	6	0.004	0.025
131315	1	7	0.004	0.029
150501	1	8	0.004	0.033
160501	1	9	0.004	0.037
230101	1	10	0.004	0.041
240101	1	11	0.004	0.045
320199	1	12	0.004	0.049
380101	1	13	0.004	0.053
400501	3	16	0.012	0.065
420101	7	23	0.029	0.094
450101	2	25	0.008	0.102
450601	1	26	0.004	0.106
450701	1	27	0.004	0.111
450801	5	32	0.020	0.131
451001	1	33	0.004	0.135
451101	5	38	0.020	0.156
500605	1	39	0.004	0.160
500701	1	40	0.004	0.164
500703	1	41	0.004	0.168
999999	24390	24431	99.832	100.000

TRANSCRIPT-LEVEL FILE FREQUENCIES

17:34 MONDAY, AUGUST 12, 1985 385

MINCIP3	FREQUENCY	CIP CODE 3RD MINOR CUM FREQ	PERCENT	CUM PERCENT
131307	1	1	0.004	0.004
450601	1	2	0.004	0.008
999999	24429	24431	99.992	100.000

TRANSCRIPT-LEVEL FILE FREQUENCIES

17:34 MONDAY, AUGUST 12, 1985 386

GENGPA	SYNTHETIC GPA			
	FREQUENCY	CUM FREQ	PERCENT	CUM PERCENT
0.05	1	1	0.004	0.004
0.059	1	2	0.004	0.008
0.065	1	3	0.004	0.012
0.083	1	4	0.004	0.016
0.088	1	5	0.004	0.020
0.125	2	7	0.008	0.029
0.133	1	8	0.004	0.033
0.136	1	9	0.004	0.037
0.143	2	11	0.008	0.045
0.167	2	13	0.008	0.053
0.185	1	14	0.004	0.057
0.188	1	15	0.004	0.061
0.2	5	20	0.020	0.082
0.207	1	21	0.004	0.086
0.214	3	24	0.012	0.098
0.231	2	26	0.008	0.106
0.24	1	27	0.004	0.111
0.25	6	33	0.025	0.135
0.267	1	34	0.004	0.139
0.273	3	37	0.012	0.151
0.276	1	38	0.004	0.156
0.286	1	39	0.004	0.160
0.292	1	40	0.004	0.164
0.294	1	41	0.004	0.168
0.296	1	42	0.004	0.172
0.3	1	43	0.004	0.176
0.308	1	44	0.004	0.180
0.313	1	45	0.004	0.184
0.333	5	50	0.020	0.205
0.364	1	51	0.004	0.209
0.368	1	52	0.004	0.213
0.375	1	53	0.004	0.217
0.385	1	54	0.004	0.221
0.391	1	55	0.004	0.225
0.4	4	59	0.016	0.241
0.407	1	60	0.004	0.246
0.409	2	62	0.008	0.254
0.412	1	63	0.004	0.258
0.417	1	64	0.004	0.262
0.429	7	71	0.029	0.291
0.435	1	72	0.004	0.295
0.438	1	73	0.004	0.299
0.444	4	77	0.016	0.315
0.45	1	78	0.004	0.319
0.462	1	79	0.004	0.323
0.467	1	80	0.004	0.327
0.471	2	82	0.008	0.336
0.48	1	83	0.004	0.340
0.481	1	84	0.004	0.344
0.5	25	109	0.102	0.446
0.526	1	110	0.004	0.450
0.533	1	111	0.004	0.454
0.536	1	112	0.004	0.458
0.538	1	113	0.004	0.463

TRANSCRIPT-LEVEL FILE FREQUENCIES

17:34 MONDAY, AUGUST 12, 1985 387

GENGPA	SYNTHETIC GPA			
	FREQUENCY	CUM FREQ	PERCENT	CUM PERCENT
0.541	1	114	0.004	0.467
0.545	5	119	0.020	0.487
0.549	1	120	0.004	0.491
0.552	1	121	0.004	0.495
0.556	2	123	0.008	0.503
0.56	1	124	0.004	0.508
0.563	1	125	0.004	0.512
0.571	5	130	0.020	0.532
0.577	1	131	0.004	0.536
0.581	2	133	0.008	0.544
0.583	2	135	0.008	0.553
0.588	3	138	0.012	0.565
0.6	10	148	0.041	0.606
0.611	1	149	0.004	0.610
0.615	1	150	0.004	0.614
0.618	1	151	0.004	0.618
0.625	8	159	0.033	0.651
0.632	1	160	0.004	0.655
0.641	1	161	0.004	0.659
0.643	3	164	0.012	0.671
0.647	1	165	0.004	0.675
0.652	1	166	0.004	0.679
0.654	2	168	0.008	0.688
0.655	1	169	0.004	0.692
0.657	1	170	0.004	0.696
0.66	1	171	0.004	0.700
0.667	15	186	0.061	0.761
0.676	1	187	0.004	0.765
0.68	1	188	0.004	0.770
0.682	1	189	0.004	0.774
0.683	1	190	0.004	0.778
0.688	2	192	0.008	0.786
0.692	3	195	0.012	0.798
0.7	2	197	0.008	0.806
0.706	2	199	0.008	0.815
0.71	1	200	0.004	0.819
0.714	5	205	0.020	0.839
0.719	1	206	0.004	0.843
0.723	1	207	0.004	0.847
0.724	1	208	0.004	0.851
0.727	1	209	0.004	0.855
0.73	1	210	0.004	0.860
0.739	2	212	0.008	0.868
0.742	1	213	0.004	0.872
0.743	1	214	0.004	0.876
0.75	10	224	0.041	0.917
0.755	1	225	0.004	0.921
0.757	1	226	0.004	0.925
0.759	1	227	0.004	0.929
0.762	2	229	0.008	0.937
0.765	2	231	0.008	0.946
0.769	2	233	0.008	0.954
0.776	1	234	0.004	0.958
0.783	3	237	0.012	0.970
0.786	1	238	0.004	0.974

TRANSCRIPT-LEVEL FILE FREQUENCIES

17:34 MONDAY, AUGUST 12, 1985 388

GENGPA	SYNTHETIC GPA			
	FREQUENCY	CUM FREQ	PERCENT	CUM PERCENT
0.787	1	239	0.004	0.978
0.793	1	240	0.004	0.982
0.794	1	241	0.004	0.986
0.8	11	252	0.045	1.031
0.807	1	253	0.004	1.036
0.808	1	254	0.004	1.040
0.813	2	256	0.008	1.048
0.818	3	259	0.012	1.060
0.824	1	260	0.004	1.064
0.829	1	261	0.004	1.068
0.833	6	267	0.025	1.093
0.84	1	268	0.004	1.097
0.842	1	269	0.004	1.101
0.844	1	270	0.004	1.105
0.846	3	273	0.012	1.117
0.848	1	274	0.004	1.122
0.857	5	279	0.020	1.142
0.861	1	280	0.004	1.146
0.862	2	282	0.008	1.154
0.867	1	283	0.004	1.158
0.87	1	284	0.004	1.162
0.871	1	285	0.004	1.167
0.875	1	286	0.004	1.171
0.885	1	287	0.004	1.175
0.889	1	288	0.004	1.179
0.891	1	289	0.004	1.183
0.894	1	290	0.004	1.187
0.897	1	291	0.004	1.191
0.9	2	293	0.008	1.199
0.902	2	295	0.008	1.207
0.905	1	296	0.004	1.212
0.906	3	299	0.012	1.224
0.914	2	301	0.008	1.232
0.917	2	303	0.008	1.240
0.923	4	307	0.016	1.257
0.929	3	310	0.012	1.269
0.931	1	311	0.004	1.273
0.933	2	313	0.008	1.281
0.938	3	316	0.012	1.293
0.944	1	317	0.004	1.298
0.947	1	318	0.004	1.302
0.952	2	320	0.008	1.310
0.962	1	321	0.004	1.314
0.964	2	323	0.008	1.322
0.965	1	324	0.004	1.326
0.967	2	326	0.008	1.334
0.971	2	328	0.008	1.343
1	169	497	0.692	2.034
1.014	1	498	0.004	2.038
1.024	1	499	0.004	2.042
1.03	1	500	0.004	2.047
1.031	1	501	0.004	2.051
1.034	1	502	0.004	2.055
1.036	1	503	0.004	2.059
1.04	2	505	0.008	2.067

442

TRANSCRIPT-LEVEL FILE FREQUENCIES

17:34 MONDAY, AUGUST 12, 1985 389

GENGPA	SYNTHETIC GPA			
	FREQUENCY	CUM FREQ	PERCENT	CUM PERCENT
1.043	2	507	0.008	2.075
1.048	2	509	0.008	2.083
1.05	1	510	0.004	2.088
1.056	1	511	0.004	2.092
1.057	1	512	0.004	2.096
1.06	1	513	0.004	2.100
1.062	1	514	0.004	2.104
1.063	5	519	0.020	2.124
1.068	2	521	0.008	2.133
1.069	2	523	0.008	2.141
1.071	1	524	0.004	2.145
1.074	2	526	0.008	2.153
1.077	1	527	0.004	2.157
1.08	1	528	0.004	2.161
1.083	2	530	0.008	2.169
1.089	1	531	0.004	2.173
1.091	7	538	0.029	2.202
1.095	2	540	0.008	2.210
1.097	1	541	0.004	2.214
1.098	1	542	0.004	2.218
1.1	2	544	0.008	2.227
1.102	1	545	0.004	2.231
1.103	2	547	0.008	2.239
1.105	3	550	0.012	2.251
1.109	1	551	0.004	2.255
1.111	7	558	0.029	2.284
1.115	1	559	0.004	2.286
1.125	11	570	0.045	2.333
1.129	1	571	0.004	2.337
1.13	4	575	0.016	2.354
1.132	1	576	0.004	2.358
1.133	2	578	0.008	2.366
1.135	1	579	0.004	2.370
1.138	1	580	0.004	2.374
1.14	1	581	0.004	2.378
1.143	15	596	0.061	2.440
1.144	1	597	0.004	2.444
1.148	2	599	0.008	2.452
1.15	1	600	0.004	2.456
1.154	6	606	0.025	2.480
1.157	1	607	0.004	2.485
1.158	2	609	0.008	2.493
1.16	1	610	0.004	2.497
1.161	2	612	0.008	2.505
1.163	1	613	0.004	2.509
1.167	12	625	0.049	2.558
1.172	1	626	0.004	2.562
1.174	2	628	0.008	2.571
1.176	2	630	0.008	2.579
1.177	1	631	0.004	2.583
1.179	3	634	0.012	2.595
1.182	6	640	0.025	2.620
1.183	1	641	0.004	2.624
1.185	2	643	0.008	2.632
1.186	1	644	0.004	2.636

443

TRANSCRIPT-LEVEL FILE FREQUENCIES

17:34 MONDAY, AUGUST 12, 1985 390

GENGPA	SYNTHETIC GPA			
	FREQUENCY	CUM FREQ	PERCENT	CUM PERCENT
1.19	2	646	0.008	2.644
1.191	1	647	0.004	2.648
1.192	3	650	0.012	2.661
1.194	3	653	0.012	2.673
1.195	1	654	0.004	2.677
1.196	1	655	0.004	2.681
1.2	21	676	0.086	2.767
1.205	1	677	0.004	2.771
1.207	2	679	0.008	2.779
1.212	2	681	0.008	2.787
1.213	1	682	0.004	2.792
1.214	4	686	0.016	2.808
1.215	1	687	0.004	2.812
1.217	4	691	0.016	2.828
1.219	1	692	0.004	2.832
1.22	2	694	0.008	2.841
1.222	3	697	0.012	2.853
1.227	2	699	0.008	2.861
1.231	4	703	0.016	2.877
1.233	3	706	0.012	2.890
1.235	2	708	0.008	2.898
1.238	4	712	0.016	2.914
1.239	1	713	0.004	2.918
1.241	1	714	0.004	2.923
1.243	1	715	0.004	2.927
1.25	15	730	0.061	2.988
1.258	1	731	0.004	2.992
1.259	1	732	0.004	2.996
1.261	2	734	0.008	3.004
1.262	6	740	0.025	3.029
1.263	2	742	0.008	3.037
1.264	2	744	0.008	3.045
1.265	1	745	0.004	3.049
1.267	3	748	0.012	3.062
1.268	1	749	0.004	3.066
1.269	3	752	0.012	3.078
1.271	1	753	0.004	3.082
1.273	7	760	0.029	3.111
1.275	1	761	0.004	3.115
1.276	1	762	0.004	3.119
1.278	3	765	0.012	3.131
1.279	2	767	0.008	3.139
1.28	1	768	0.004	3.144
1.283	1	769	0.004	3.148
1.286	10	779	0.041	3.189
1.288	1	780	0.004	3.193
1.289	1	781	0.004	3.197
1.29	1	782	0.004	3.201
1.292	1	783	0.004	3.205
1.294	1	784	0.004	3.209
1.296	1	785	0.004	3.213
1.297	2	787	0.008	3.221
1.3	7	794	0.029	3.250
1.301	1	795	0.004	3.254
1.302	2	797	0.008	3.262

444

TRANSCRIPT-LEVEL FILE FREQUENCIES

17:34 MONDAY, AUGUST 12, 1985 391

GENGPA	SYNTHETIC GPA			
	FREQUENCY	CUM FREQ	PERCENT	CUM PERCENT
1.304	3	800	0.012	3.275
1.306	2	802	0.008	3.283
1.307	1	803	0.004	3.287
1.308	2	805	0.008	3.295
1.31	1	806	0.004	3.299
1.311	1	807	0.004	3.303
1.313	4	811	0.016	3.320
1.316	3	814	0.012	3.332
1.318	1	815	0.004	3.336
1.319	1	816	0.004	3.340
1.321	2	818	0.008	3.348
1.323	1	819	0.004	3.352
1.327	1	820	0.004	3.356
1.328	1	821	0.004	3.360
1.33	1	822	0.004	3.365
1.333	26	848	0.106	3.471
1.342	2	850	0.008	3.479
1.344	1	851	0.004	3.483
1.345	1	852	0.004	3.487
1.347	1	853	0.004	3.491
1.349	1	854	0.004	3.496
1.35	2	856	0.008	3.504
1.353	2	858	0.008	3.512
1.354	1	859	0.004	3.516
1.355	2	861	0.008	3.524
1.357	5	866	0.020	3.545
1.36	1	867	0.004	3.549
1.361	1	868	0.004	3.553
1.362	1	869	0.004	3.557
1.364	6	875	0.025	3.582
1.366	2	877	0.008	3.590
1.367	4	881	0.016	3.606
1.368	2	883	0.008	3.614
1.37	1	884	0.004	3.618
1.371	1	885	0.004	3.622
1.375	8	893	0.033	3.655
1.377	1	894	0.004	3.659
1.378	1	895	0.004	3.663
1.379	3	898	0.012	3.676
1.381	1	899	0.004	3.680
1.382	2	901	0.008	3.688
1.385	1	902	0.004	3.692
1.386	1	903	0.004	3.696
1.389	1	904	0.004	3.700
1.39	1	905	0.004	3.704
1.391	1	906	0.004	3.708
1.392	1	907	0.004	3.712
1.394	1	908	0.004	3.717
1.397	1	909	0.004	3.721
1.4	17	926	0.070	3.790
1.404	2	928	0.008	3.798
1.405	1	929	0.004	3.803
1.406	3	932	0.012	3.815
1.407	1	933	0.004	3.819
1.409	3	936	0.012	3.831

445

TRANSCRIPT-LEVEL FILE FREQUENCIES

17:34 MONDAY, AUGUST 12, 1985 392

GENGPA	SYNTHETIC GPA			
	FREQUENCY	CUM FREQ	PERCENT	CUM PERCENT
1.412	3	939	0.012	3.843
1.414	1	940	0.004	3.848
1.415	1	941	0.004	3.852
1.417	6	947	0.025	3.876
1.418	1	948	0.004	3.880
1.421	2	950	0.008	3.889
1.424	1	951	0.004	3.893
1.425	1	952	0.004	3.897
1.427	1	953	0.004	3.901
1.428	1	954	0.004	3.905
1.429	17	971	0.070	3.974
1.432	2	973	0.008	3.983
1.434	3	976	0.012	3.995
1.435	2	978	0.008	4.003
1.436	1	979	0.004	4.007
1.438	6	985	0.025	4.032
1.439	2	987	0.008	4.040
1.44	2	989	0.008	4.048
1.441	2	991	0.008	4.056
1.442	2	993	0.008	4.065
1.443	3	996	0.012	4.077
1.444	5	1001	0.020	4.097
1.446	1	1002	0.004	4.101
1.447	2	1004	0.008	4.110
1.448	1	1005	0.004	4.114
1.45	1	1006	0.004	4.118
1.451	1	1007	0.004	4.122
1.452	1	1008	0.004	4.126
1.453	2	1010	0.008	4.134
1.455	8	1018	0.033	4.167
1.457	2	1020	0.008	4.175
1.458	1	1021	0.004	4.179
1.459	1	1022	0.004	4.183
1.461	1	1023	0.004	4.187
1.462	4	1027	0.016	4.204
1.463	3	1030	0.012	4.216
1.464	1	1031	0.004	4.220
1.467	4	1035	0.016	4.236
1.469	1	1036	0.004	4.241
1.471	6	1042	0.025	4.265
1.472	1	1043	0.004	4.269
1.474	2	1045	0.008	4.277
1.475	2	1047	0.008	4.286
1.478	4	1051	0.016	4.302
1.48	2	1053	0.008	4.310
1.481	7	1060	0.029	4.339
1.483	2	1062	0.008	4.347
1.484	1	1063	0.004	4.351
1.485	2	1065	0.008	4.359
1.487	1	1066	0.004	4.363
1.488	1	1067	0.004	4.367
1.49	1	1068	0.004	4.371
1.491	2	1070	0.008	4.380
1.494	1	1071	0.004	4.384
1.5	78	1149	0.319	4.703

446

TRANSCRIPT-LEVEL FILE FREQUENCIES

17:34 MONDAY, AUGUST 12, 1985 393

GENGPA	SYNTHETIC GPA			
	FREQUENCY	CUM FREQ	PERCENT	CUM PERCENT
1.507	2	1151	0.008	4.711
1.508	1	1152	0.004	4.715
1.511	1	1153	0.004	4.719
1.513	2	1155	0.008	4.728
1.514	2	1157	0.008	4.736
1.516	2	1159	0.008	4.744
1.517	1	1160	0.004	4.748
1.519	1	1161	0.004	4.752
1.52	2	1163	0.008	4.760
1.521	1	1164	0.004	4.764
1.522	4	1168	0.016	4.781
1.523	1	1169	0.004	4.785
1.524	2	1171	0.008	4.793
1.526	4	1175	0.016	4.809
1.528	1	1176	0.004	4.814
1.529	4	1180	0.016	4.830
1.531	1	1181	0.004	4.834
1.532	1	1182	0.004	4.838
1.533	3	1185	0.012	4.850
1.535	1	1186	0.004	4.854
1.536	2	1188	0.008	4.863
1.537	1	1189	0.004	4.867
1.538	12	1201	0.049	4.916
1.541	1	1202	0.004	4.920
1.542	2	1204	0.008	4.928
1.543	2	1206	0.008	4.936
1.545	5	1211	0.020	4.957
1.547	3	1214	0.012	4.969
1.548	1	1215	0.004	4.973
1.55	3	1218	0.012	4.985
1.551	1	1219	0.004	4.990
1.552	2	1221	0.008	4.998
1.553	1	1222	0.004	5.002
1.556	7	1229	0.029	5.030
1.557	1	1230	0.004	5.035
1.558	1	1231	0.004	5.039
1.559	1	1232	0.004	5.043
1.56	1	1233	0.004	5.047
1.561	3	1236	0.012	5.059
1.563	2	1238	0.008	5.067
1.565	1	1239	0.004	5.071
1.566	2	1241	0.008	5.080
1.567	4	1245	0.016	5.096
1.568	1	1246	0.004	5.100
1.57	4	1250	0.016	5.116
1.571	14	1264	0.057	5.174
1.573	2	1266	0.008	5.182
1.574	1	1267	0.004	5.186
1.575	2	1269	0.008	5.194
1.576	1	1270	0.004	5.198
1.577	4	1274	0.016	5.215
1.579	3	1277	0.012	5.227
1.581	2	1279	0.008	5.235
1.583	3	1282	0.012	5.247
1.585	1	1283	0.004	5.252

447

TRANSCRIPT-LEVEL FILE FREQUENCIES

17:34 MONDAY, AUGUST 12, 1985 394

GENGPA	SYNTHETIC GPA			
	FREQUENCY	CUM FREQ	PERCENT	CUM PERCENT
1.586	2	1285	0.008	5.260
1.587	2	1287	0.008	5.268
1.589	2	1289	0.008	5.276
1.591	4	1293	0.016	5.292
1.593	2	1295	0.008	5.301
1.595	2	1297	0.008	5.309
1.596	3	1300	0.012	5.321
1.6	35	1335	0.143	5.464
1.601	1	1336	0.004	5.468
1.602	1	1337	0.004	5.473
1.605	2	1339	0.008	5.481
1.606	1	1340	0.004	5.485
1.608	1	1341	0.004	5.489
1.609	2	1343	0.008	5.497
1.61	2	1345	0.008	5.505
1.611	2	1347	0.008	5.513
1.613	3	1350	0.012	5.526
1.614	1	1351	0.004	5.530
1.615	15	1366	0.061	5.591
1.616	1	1367	0.004	5.595
1.618	4	1371	0.016	5.612
1.619	1	1372	0.004	5.616
1.62	3	1375	0.012	5.628
1.622	1	1376	0.004	5.632
1.625	20	1396	0.082	5.714
1.627	2	1398	0.008	5.722
1.628	3	1401	0.012	5.735
1.629	2	1403	0.008	5.743
1.63	2	1405	0.008	5.751
1.631	1	1406	0.004	5.755
1.632	2	1408	0.008	5.763
1.633	2	1410	0.008	5.771
1.634	1	1411	0.004	5.775
1.635	2	1413	0.008	5.784
1.636	7	1420	0.029	5.812
1.639	3	1423	0.012	5.825
1.64	1	1424	0.004	5.829
1.643	5	1429	0.020	5.849
1.644	2	1431	0.008	5.857
1.645	1	1432	0.004	5.861
1.646	3	1435	0.012	5.874
1.647	2	1437	0.008	5.882
1.648	1	1438	0.004	5.886
1.649	1	1439	0.004	5.890
1.65	1	1440	0.004	5.894
1.652	6	1446	0.025	5.919
1.654	2	1448	0.008	5.927
1.655	5	1453	0.020	5.947
1.656	2	1455	0.008	5.956
1.657	1	1456	0.004	5.960
1.658	1	1457	0.004	5.964
1.659	7	1464	0.029	5.992
1.66	2	1466	0.008	6.001
1.661	2	1468	0.008	6.009
1.662	2	1470	0.008	6.017

TRANSCRIPT-LEVEL FILE FREQUENCIES

17:34, MDNDAY, AUGUST 12, 1985 395

GENGPA	SYNTHETIC GPA			
	FREQUENCY	CUM FREQ	PERCENT	CUM PERCENT
1.667	50	1520	0.205	6.222
1.67	2	1522	0.008	6.230
1.671	1	1523	0.004	6.234
1.672	1	1524	0.004	6.238
1.673	2	1526	0.008	6.246
1.674	1	1527	0.004	6.250
1.675	3	1530	0.012	6.263
1.676	2	1532	0.008	6.271
1.677	2	1534	0.008	6.279
1.678	2	1536	0.008	6.287
1.679	4	1540	0.016	6.303
1.68	4	1544	0.016	6.320
1.681	2	1546	0.008	6.328
1.682	2	1548	0.008	6.336
1.683	1	1549	0.004	6.340
1.684	4	1553	0.016	6.357
1.686	3	1556	0.012	6.369
1.688	5	1561	0.020	6.389
1.689	2	1563	0.008	6.398
1.69	2	1565	0.008	6.406
1.692	9	1574	0.037	6.443
1.694	3	1577	0.012	6.455
1.695	1	1578	0.004	6.459
1.696	3	1581	0.012	6.471
1.697	1	1582	0.004	6.475
1.699	1	1583	0.004	6.479
1.7	13	1596	0.053	6.533
1.701	1	1597	0.004	6.537
1.702	2	1599	0.008	6.545
1.704	1	1600	0.004	6.549
1.706	3	1603	0.012	6.561
1.707	1	1604	0.004	6.565
1.708	4	1608	0.016	6.582
1.71	4	1612	0.016	6.598
1.711	4	1616	0.016	6.615
1.712	1	1617	0.004	6.619
1.713	2	1619	0.008	6.627
1.714	20	1639	0.082	6.709
1.716	1	1640	0.004	6.713
1.717	1	1641	0.004	6.717
1.718	1	1642	0.004	6.721
1.719	2	1644	0.008	6.729
1.72	2	1646	0.008	6.737
1.722	4	1650	0.016	6.754
1.723	1	1651	0.004	6.758
1.724	3	1654	0.012	6.770
1.725	2	1656	0.008	6.778
1.727	10	1666	0.041	6.819
1.73	1	1667	0.004	6.823
1.731	2	1669	0.008	6.831
1.732	1	1670	0.004	6.836
1.733	6	1676	0.025	6.860
1.735	2	1678	0.008	6.868
1.737	4	1682	0.016	6.885
1.739	2	1684	0.008	6.893

449

TRANSCRIPT-LEVEL FILE FREQUENCIES

17:34 MONDAY, AUGUST 12, 1985 396

GENGPA	FREQUENCY	SYNT. IC GPA		PERCENT	CUM PERCENT
		CUM	EQ		
1.741	1	1685		0.004	6.897
1.742	2	1687		0.008	6.905
1.743	1	1688		0.004	6.909
1.744	1	1689		0.004	6.913
1.745	2	1691		0.008	6.922
1.747	2	1693		0.008	6.930
1.75	44	1737		0.180	7.110
1.753	2	1739		0.008	7.118
1.754	2	1741		0.008	7.126
1.755	3	1744		0.012	7.138
1.756	2	1746		0.008	7.147
1.757	2	1748		0.008	7.155
1.758	2	1750		0.008	7.163
1.759	1	1751		0.004	7.167
1.76	6	1757		0.025	7.192
1.761	1	1758		0.004	7.196
1.762	9	1767		0.037	7.233
1.763	2	1769		0.008	7.241
1.765	7	1776		0.029	7.269
1.767	2	1778		0.008	7.278
1.768	1	1779		0.004	7.282
1.769	15	1794		0.061	7.343
1.77	1	1795		0.004	7.347
1.771	4	1799		0.016	7.364
1.773	1	1800		0.004	7.368
1.774	5	1805		0.020	7.388
1.775	2	1807		0.008	7.396
1.776	4	1811		0.016	7.413
1.778	7	1818		0.029	7.441
1.779	1	1819		0.004	7.445
1.781	2	1821		0.008	7.454
1.782	1	1822		0.004	7.458
1.783	1	1823		0.004	7.462
1.784	4	1827		0.016	7.478
1.786	8	1835		0.033	7.511
1.787	2	1837		0.008	7.519
1.788	3	1840		0.012	7.531
1.789	5	1845		0.020	7.552
1.792	3	1848		0.012	7.564
1.793	2	1850		0.008	7.572
1.794	5	1855		0.020	7.593
1.795	2	1857		0.008	7.601
1.796	2	1859		0.008	7.609
1.797	1	1860		0.004	7.613
1.798	1	1861		0.004	7.617
1.8	26	1887		0.106	7.724
1.802	2	1889		0.008	7.732
1.803	1	1890		0.004	7.736
1.804	4	1894		0.016	7.752
1.806	5	1899		0.020	7.773
1.807	1	1900		0.004	7.777
1.808	2	1902		0.008	7.785
1.809	1	1903		0.004	7.789
1.81	2	1905		0.008	7.797
1.811	2	1907		0.008	7.806

TRANSCRIPT-LEVEL FILE FREQUENCIES

17:34 MONDAY, AUGUST 12, 1985 397

GENGPA	SYNTHETIC GPA			
	FREQUENCY	CUM FREQ	PERCENT	CUM PERCENT
1.813	8	1915	0.033	7.838
1.814	4	1919	0.016	7.855
1.815	1	1920	0.004	7.859
1.816	1	1921	0.004	7.863
1.818	16	1937	0.065	7.928
1.821	2	1939	0.008	7.937
1.823	1	1940	0.004	7.941
1.824	8	1948	0.033	7.973
1.825	1	1949	0.004	7.978
1.826	5	1954	0.020	7.998
1.827	1	1955	0.004	8.002
1.828	1	1956	0.004	8.006
1.829	2	1958	0.008	8.014
1.83	2	1960	0.008	8.023
1.831	3	1963	0.012	8.035
1.833	18	1981	0.074	8.109
1.834	1	1982	0.004	8.113
1.836	3	1985	0.012	8.125
1.837	3	1988	0.012	8.137
1.838	2	1990	0.008	8.145
1.839	1	1991	0.004	8.149
1.84	2	1993	0.008	8.158
1.841	1	1994	0.004	8.162
1.842	6	2000	0.025	8.186
1.843	1	2001	0.004	8.190
1.844	2	2003	0.008	8.199
1.845	5	2008	0.020	8.219
1.846	13	2021	0.053	8.272
1.847	1	2022	0.004	8.276
1.848	5	2027	0.020	8.297
1.849	1	2028	0.004	8.301
1.85	8	2036	0.033	8.334
1.851	3	2039	0.012	8.346
1.852	2	2041	0.008	8.354
1.854	3	2044	0.012	8.366
1.855	1	2045	0.004	8.371
1.856	1	2046	0.004	8.375
1.857	17	2063	0.070	8.444
1.859	1	2064	0.004	8.448
1.86	5	2069	0.020	8.469
1.861	1	2070	0.004	8.473
1.862	2	2072	0.008	8.481
1.863	2	2074	0.008	8.489
1.864	6	2080	0.025	8.514
1.865	4	2084	0.016	8.530
1.867	9	2093	0.037	8.567
1.868	2	2095	0.008	8.575
1.869	2	2097	0.008	8.583
1.87	4	2101	0.016	8.600
1.871	1	2102	0.004	8.604
1.872	2	2104	0.008	8.612
1.873	3	2107	0.012	8.624
1.874	1	2108	0.004	8.628
1.875	17	2125	0.070	8.698
1.877	1	2126	0.004	8.702

451

TRANSCRIPT-LEVEL FILE FREQUENCIES

17:34 MONDAY, AUGUST 12, 1985 398

GENGPA	SYNTHETIC GPA			
	FREQUENCY	CUM FREQ	PERCENT	CUM PERCENT
1.879	2	2128	0.008	8.710
1.88	6	2134	0.025	8.735
1.881	4	2138	0.016	8.751
1.882	6	2144	0.025	8.776
1.883	2	2146	0.008	8.784
1.884	1	2147	0.004	8.788
1.885	2	2149	0.008	8.796
1.886	6	2155	0.025	8.821
1.887	1	2156	0.004	8.825
1.888	1	2157	0.004	8.829
1.889	12	2169	0.049	8.878
1.89	2	2171	0.008	8.886
1.891	2	2173	0.008	8.894
1.893	4	2177	0.016	8.911
1.894	2	2179	0.008	8.919
1.895	3	2182	0.012	8.931
1.896	4	2186	0.016	8.948
1.897	5	2191	0.020	8.968
1.898	1	2192	0.004	8.972
1.899	1	2193	0.004	8.976
1.9	9	2202	0.037	9.013
1.901	1	2203	0.004	9.017
1.902	2	2205	0.008	9.025
1.903	3	2208	0.012	9.038
1.904	1	2209	0.004	9.042
1.905	3	2212	0.012	9.054
1.906	2	2214	0.008	9.062
1.907	1	2215	0.004	9.066
1.908	1	2216	0.004	9.070
1.909	13	2229	0.053	9.124
1.911	4	2233	0.016	9.140
1.912	2	2235	0.008	9.148
1.913	5	2240	0.020	9.169
1.914	3	2243	0.012	9.181
1.915	4	2247	0.016	9.197
1.917	8	2255	0.033	9.230
1.918	1	2256	0.004	9.234
1.919	2	2258	0.008	9.242
1.92	1	2259	0.004	9.246
1.921	2	2261	0.008	9.255
1.922	1	2262	0.004	9.259
1.923	9	2271	0.037	9.296
1.924	3	2274	0.012	9.308
1.925	2	2276	0.008	9.316
1.926	3	2279	0.012	9.328
1.927	4	2283	0.016	9.345
1.929	7	2290	0.029	9.373
1.93	4	2294	0.016	9.390
1.931	4	2298	0.016	9.406
1.932	2	2300	0.008	9.414
1.933	6	2306	0.025	9.439
1.934	2	2308	0.008	9.447
1.935	3	2311	0.012	9.459
1.936	2	2313	0.008	9.467
1.937	1	2314	0.004	9.472

TRANSCRIPT-LEVEL FILE FREQUENCIES

17:34 MONDAY, AUGUST 12, 1985 399

GENGPA	SYNTHETIC GPA			
	FREQUENCY	CUM FREQ	PERCENT	CUM PERCENT
1.938	3	2317	0.012	9.484
1.939	6	2323	0.025	9.508
1.94	1	2324	0.004	9.513
1.941	2	2326	0.008	9.521
1.944	5	2331	0.020	9.541
1.946	4	2335	0.016	9.558
1.947	10	2345	0.041	9.598
1.949	2	2347	0.008	9.607
1.95	3	2350	0.012	9.619
1.951	2	2352	0.008	9.627
1.952	4	2356	0.016	9.643
1.953	6	2362	0.025	9.668
1.955	4	2366	0.016	9.684
1.956	3	2369	0.012	9.697
1.957	6	2375	0.025	9.721
1.958	4	2379	0.016	9.738
1.959	4	2383	0.016	9.754
1.96	2	2385	0.008	9.762
1.961	2	2387	0.008	9.770
1.962	4	2391	0.016	9.787
1.963	1	2392	0.004	9.791
1.964	2	2394	0.008	9.799
1.966	2	2396	0.008	9.807
1.967	5	2401	0.020	9.828
1.968	2	2403	0.008	9.836
1.969	6	2409	0.025	9.860
1.97	2	2411	0.008	9.869
1.971	9	2420	0.037	9.905
1.972	2	2422	0.008	9.914
1.973	6	2428	0.025	9.938
1.974	1	2429	0.004	9.942
1.975	1	2430	0.004	9.946
1.976	2	2432	0.008	9.955
1.977	2	2434	0.008	9.963
1.978	3	2437	0.012	9.975
1.98	3	2440	0.012	9.987
1.981	3	2443	0.012	10.000
1.983	1	2444	0.004	10.004
1.984	5	2449	0.020	10.024
1.985	1	2450	0.004	10.028
1.986	3	2453	0.012	10.041
1.987	1	2454	0.004	10.045
1.988	1	2455	0.004	10.049
1.989	2	2457	0.008	10.057
1.99	2	2459	0.008	10.065
1.991	2	2461	0.008	10.073
1.992	1	2462	0.004	10.077
1.993	1	2463	0.004	10.081
1.994	1	2464	0.004	10.086
1.996	1	2465	0.004	10.090
2	536	3001	2.194	12.284
2.006	1	3002	0.004	12.288
2.007	5	3007	0.020	12.308
2.008	4	3011	0.016	12.325
2.01	2	3013	0.008	12.333

453

TRANSCRIPT-LEVEL FILE FREQUENCIES

17:34 MONDAY, AUGUST 12, 1985 400

GENGPA	SYNTHETIC GPA			
	FREQUENCY	CUM FREQ	PERCENT	CUM PERCENT
2.011	2	3015	0.008	12.341
2.013	2	3017	0.008	12.349
2.014	1	3018	0.004	12.353
2.015	2	3020	0.008	12.361
2.016	4	3024	0.016	12.378
2.017	1	3025	0.004	12.382
2.018	2	3027	0.008	12.390
2.019	3	3030	0.012	12.402
2.02	1	3031	0.004	12.406
2.021	4	3035	0.016	12.423
2.022	1	3036	0.004	12.427
2.023	2	3038	0.008	12.435
2.024	6	3044	0.025	12.460
2.025	2	3046	0.008	12.468
2.026	2	3048	0.008	12.476
2.027	5	3053	0.020	12.496
2.028	7	3060	0.029	12.525
2.029	4	3064	0.016	12.541
2.03	4	3068	0.016	12.558
2.031	5	3073	0.020	12.578
2.032	5	3078	0.020	12.599
2.033	4	3082	0.016	12.615
2.034	7	3089	0.029	12.644
2.035	2	3091	0.008	12.652
2.036	5	3096	0.020	12.672
2.037	2	3098	0.008	12.681
2.038	3	3101	0.012	12.693
2.039	3	3104	0.012	12.705
2.04	4	3108	0.016	12.722
2.041	2	3110	0.008	12.730
2.042	6	3116	0.025	12.754
2.043	8	3124	0.033	12.787
2.044	1	3127	0.012	12.799
2.045	2	3129	0.008	12.807
2.046	1	3130	0.004	12.812
2.047	1	3131	0.004	12.816
2.048	5	3136	0.020	12.836
2.049	1	3137	0.004	12.840
2.05	5	3142	0.020	12.861
2.051	2	3144	0.008	12.869
2.052	5	3149	0.020	12.889
2.053	6	3155	0.025	12.914
2.054	1	3156	0.004	12.918
2.055	2	3158	0.008	12.926
2.056	6	3164	0.025	12.951
2.057	4	3168	0.016	12.967
2.058	2	3170	0.008	12.975
2.059	5	3175	0.020	12.996
2.06	2	3177	0.008	13.004
2.061	10	3187	0.041	13.045
2.062	5	3192	0.020	13.065
2.063	14	3206	0.057	13.123
2.064	5	3211	0.020	13.143
2.065	2	3213	0.008	13.151
2.066	6	3219	0.025	13.176

TRANSCRIPT-LEVEL FILE FREQUENCIES

17:34 MONDAY, AUGUST 12, 1985 401

GENGPA	SYNTHETIC GPA			
	FREQUENCY	CUM FREQ	PERCENT	CUM PERCENT
2.067	8	3227	0.033	13.209
2.068	6	3233	0.025	13.233
2.069	6	3239	0.025	13.258
2.07	1	3240	0.004	13.262
2.071	13	3253	0.053	13.315
2.072	2	3255	0.008	13.323
2.073	3	3258	0.012	13.336
2.074	9	3267	0.037	13.372
2.075	4	3271	0.016	13.389
2.076	2	3273	0.008	13.397
2.077	13	3286	0.053	13.450
2.078	2	3288	0.008	13.458
2.079	5	3293	0.020	13.479
2.08	10	3303	0.041	13.520
2.081	3	3306	0.012	13.532
2.082	5	3311	0.020	13.552
2.083	5	3316	0.020	13.573
2.084	3	3319	0.012	13.585
2.085	1	3320	0.004	13.589
2.086	1	3321	0.004	13.593
2.087	4	3325	0.016	13.610
2.088	3	3328	0.012	13.622
2.089	5	3333	0.020	13.643
2.09	4	3337	0.016	13.659
091	20	3357	0.060	13.741
2.092	4	3361	0.016	13.757
2.093	2	3363	0.008	13.765
2.094	3	3366	0.012	13.778
2.095	9	3375	0.037	13.814
2.096	4	3379	0.016	13.831
2.097	7	3386	0.029	13.859
2.099	5	3391	0.020	13.880
2.1	17	3408	0.070	13.949
2.102	5	3413	0.020	13.970
2.103	8	3421	0.033	14.003
2.104	4	3425	0.016	14.019
2.105	6	3431	0.025	14.044
2.106	2	3433	0.008	14.052
2.107	7	3440	0.029	14.080
2.108	2	3442	0.008	14.089
2.109	5	3447	0.020	14.109
2.11	4	3451	0.016	14.125
2.111	13	3464	0.053	14.179
2.114	4	3468	0.016	14.195
2.115	16	3484	0.065	14.261
2.116	1	3485	0.004	14.265
2.117	1	3486	0.004	14.269
2.118	9	3495	0.037	14.306
2.119	1	3496	0.004	14.310
2.12	3	3499	0.012	14.322
2.121	8	3507	0.033	14.355
2.122	5	3512	0.020	14.375
2.123	3	3515	0.012	14.387
2.125	27	3542	0.111	14.498
2.127	4	3546	0.016	14.514

455

GENGPA	SYNTHETIC GPA			
	FREQUENCY	CUM FREQ	PERCENT	CUM PERCENT
2.129	10	3556	0.041	14.555
2.13	10	3566	0.041	14.596
2.131	2	3568	0.008	14.604
2.132	5	3573	0.020	14.625
2.133	17	3590	0.070	14.694
2.134	1	3591	0.004	14.699
2.135	7	3598	0.029	14.727
2.136	6	3604	0.025	14.752
2.137	1	3605	0.004	14.756
2.138	10	3615	0.041	14.797
2.139	4	3619	0.016	14.813
2.14	6	3625	0.025	14.838
2.141	5	3630	0.020	14.858
2.142	6	3636	0.025	14.883
2.143	30	3666	0.123	15.006
2.146	3	3669	0.012	15.018
2.147	3	3672	0.012	15.030
2.148	3	3675	0.012	15.042
2.149	2	3677	0.008	15.051
2.15	9	3686	0.037	15.087
2.151	5	3691	0.020	15.108
2.152	7	3698	0.029	15.137
2.153	6	3704	0.025	15.161
2.154	10	3714	0.041	15.202
2.156	6	3720	0.025	15.227
2.157	4	3724	0.016	15.243
2.158	7	3731	0.029	15.272
2.159	8	3739	0.033	15.304
2.16	6	3745	0.025	15.329
2.161	5	3750	0.020	15.349
2.162	4	3754	0.016	15.366
2.163	2	3756	0.008	15.374
2.164	5	3761	0.020	15.394
2.166	1	3762	0.004	15.398
2.167	31	3793	0.127	15.525
2.169	6	3799	0.025	15.550
2.17	5	3804	0.020	15.570
2.171	6	3810	0.025	15.595
2.172	8	3818	0.033	15.628
2.173	4	3822	0.016	15.644
2.174	5	3827	0.020	15.665
2.175	3	3830	0.012	15.677
2.176	1	3831	0.004	15.681
2.177	3	3834	0.012	15.693
2.178	4	3838	0.016	15.710
2.179	9	3847	0.037	15.746
2.18	2	3849	0.008	15.755
2.181	4	3853	0.016	15.771
2.182	12	3865	0.049	15.820
2.183	4	3869	0.016	15.836
2.184	3	3872	0.012	15.849
2.185	6	3878	0.025	15.873
2.186	9	3887	0.037	15.910
2.187	2	3889	0.008	15.918
2.188	14	3903	0.057	15.976

TRANSCRIPT-LEVEL FILE FREQUENCIES

17:34 MONDAY, AUGUST 12, 1985 403

GENGPA	SYNTHETIC GPA			
	FREQUENCY	CUM FREQ	PERCENT	CUM PERCENT
2.189	7	3910	0.029	16.004
2.19	7	3917	0.029	16.033
2.191	2	3919	0.008	16.041
2.192	1	3920	0.004	16.045
2.193	7	3927	0.029	16.074
2.194	5	3932	0.020	16.094
2.195	2	3934	0.008	16.102
2.196	4	3938	0.016	16.119
2.198	4	3942	0.016	16.135
2.199	1	3943	0.004	16.139
2.2	36	3979	0.147	16.287
2.201	2	3981	0.008	16.295
2.202	3	3984	0.012	16.307
2.203	3	3987	0.012	16.319
2.204	3	3990	0.012	16.332
2.205	5	3995	0.020	16.352
2.206	8	4003	0.033	16.385
2.207	8	4011	0.033	16.418
2.208	10	4021	0.041	16.459
2.209	6	4027	0.025	16.483
2.21	3	4030	0.012	16.495
2.211	8	4038	0.033	16.528
2.212	6	4044	0.025	16.553
2.213	6	4050	0.025	16.577
2.214	13	4063	0.053	16.631
2.215	1	4064	0.004	16.635
2.216	8	4072	0.033	16.667
2.217	5	4077	0.020	16.688
2.218	4	4081	0.016	16.704
2.219	4	4085	0.016	16.721
2.22	5	4090	0.020	16.741
2.222	20	4110	0.082	16.823
2.223	3	4113	0.012	16.835
2.224	12	4125	0.049	16.884
2.225	6	4131	0.025	16.909
2.226	6	4137	0.025	16.933
2.227	10	4147	0.041	16.974
2.228	3	4150	0.012	16.987
2.229	6	4156	0.025	17.011
2.23	5	4161	0.020	17.032
2.231	15	4176	0.061	17.093
2.233	11	4187	0.045	17.138
2.234	3	4190	0.012	17.150
2.235	7	4197	0.029	17.179
2.236	2	4199	0.008	17.187
2.237	5	4204	0.020	17.208
2.238	8	4212	0.033	17.240
2.239	3	4215	0.012	17.253
2.24	4	4219	0.016	17.269
2.241	9	4228	0.037	17.306
2.242	4	4232	0.016	17.322
2.243	5	4237	0.020	17.343
2.245	3	4240	0.012	17.355
2.246	2	4242	0.008	17.363
2.247	1	4243	0.004	17.367

457

TRANSCRIPT-LEVEL FILE FREQUENCIES

17:34 MONDAY, AUGUST 12, 1985 404

GENGPA	SYNTHETIC GPA			
	FREQUENCY	CUM FREQ	PERCENT	CUM PERCENT
2.248	1	4244	0.004	17.371
2.25	68	4312	0.278	17.650
2.252	2	4314	0.008	17.658
2.253	4	4318	0.016	17.674
2.254	2	4320	0.008	17.682
2.255	3	4323	0.012	17.695
2.256	4	4327	0.016	17.711
2.257	10	4337	0.041	17.752
2.258	5	4342	0.020	17.773
2.259	1	4343	0.004	17.777
2.26	2	4345	0.008	17.785
2.261	4	4349	0.016	17.801
2.262	4	4353	0.016	17.818
2.263	9	4362	0.037	17.854
2.264	3	4365	0.012	17.867
2.265	10	4375	0.041	17.908
2.266	3	4378	0.012	17.920
2.267	9	4387	0.037	17.957
2.268	4	4391	0.016	17.973
2.269	8	4399	0.033	18.006
2.27	4	4403	0.016	18.022
2.271	10	4413	0.041	18.063
2.272	4	4417	0.016	18.079
2.273	17	4434	0.070	18.149
2.274	4	4438	0.016	18.165
2.275	6	4444	0.025	18.190
2.276	6	4450	0.025	18.215
2.277	2	4452	0.008	18.223
2.278	8	4460	0.033	18.255
2.279	6	4466	0.025	18.280
2.28	5	4471	0.020	18.301
2.281	7	4478	0.029	18.329
2.283	6	4484	0.025	18.354
2.284	4	4488	0.016	18.370
2.285	3	4491	0.012	18.382
2.286	27	4518	0.111	18.493
2.287	1	4519	0.004	18.497
2.288	5	4524	0.020	18.517
2.289	9	4533	0.037	18.554
2.29	5	4538	0.020	18.575
2.291	3	4541	0.012	18.587
2.292	6	4547	0.025	18.612
2.293	2	4549	0.008	18.620
2.294	4	4553	0.016	18.636
2.295	3	4556	0.012	18.648
2.296	9	4565	0.037	18.685
2.297	6	4571	0.025	18.710
2.298	2	4573	0.008	18.718
2.299	1	4574	0.004	18.722
2.3	18	4592	0.074	18.796
2.302	8	4600	0.033	18.829
2.303	8	4608	0.033	18.861
2.304	7	4615	0.029	18.890
2.305	6	4621	0.025	18.915
2.306	6	4627	0.025	18.936

458

TRANSCRIPT-LEVEL FILE FREQUENCIES

17:34 MONDAY, AUGUST 12, 1985 405

GENGPA	SYNTHETIC GPA			
	FREQUENCY	CUM FREQ	PERCENT	CUM PERCENT
2.307	3	4630	0.012	18.951
2.308	16	4646	0.065	19.017
2.309	3	4649	0.012	19.029
2.31	5	4654	0.020	19.050
2.311	6	4660	0.025	19.074
2.312	3	4663	0.012	19.086
2.313	21	4684	0.086	19.172
2.314	9	4693	0.037	19.209
2.315	8	4701	0.033	19.242
2.316	5	4706	0.020	19.262
2.317	3	4709	0.012	19.275
2.318	6	4715	0.025	19.299
2.319	5	4720	0.020	19.320
2.32	5	4725	0.020	19.340
2.321	6	4731	0.025	19.365
2.322	2	4733	0.008	19.373
2.323	6	4739	0.025	19.397
2.324	8	4747	0.033	19.430
2.325	2	4749	0.008	19.438
2.326	7	4756	0.029	19.467
2.327	5	4761	0.020	19.488
2.328	3	4764	0.012	19.500
2.329	6	4770	0.025	19.524
2.33	4	4774	0.016	19.541
2.331	3	4777	0.012	19.553
2.332	1	4778	0.004	19.557
2.333	82	4860	0.336	19.893
2.335	1	4861	0.004	19.897
2.336	3	4864	0.012	19.909
2.337	1	4865	0.004	19.913
2.338	8	4873	0.033	19.946
2.339	2	4875	0.008	19.954
2.34	8	4883	0.033	19.987
2.341	3	4886	0.012	19.999
2.342	5	4891	0.020	20.020
2.343	4	4895	0.016	20.036
2.344	6	4901	0.025	20.061
2.345	10	4911	0.041	20.102
2.346	6	4917	0.025	20.126
2.347	7	4924	0.029	20.155
2.348	7	4931	0.029	20.183
2.349	5	4936	0.020	20.204
2.35	9	4945	0.037	20.241
2.351	4	4949	0.016	20.257
2.352	1	4950	0.004	20.261
2.353	8	4958	0.033	20.294
2.354	5	4963	0.020	20.314
2.355	8	4971	0.033	20.347
2.356	7	4978	0.029	20.376
2.357	12	4990	0.049	20.425
2.358	4	4994	0.016	20.441
2.359	3	4997	0.012	20.454
2.36	3	5000	0.012	20.466
2.361	6	5006	0.025	20.490
2.362	3	5009	0.012	20.503

459

TRANSCRIPT-LEVEL FILE FREQUENCIES

17:34 MONDAY, AUGUST 12, 1985 406

GPA	SYNTHETIC GPA			
	FREQUENCY	CUM FREQ	PERCENT	CUM PERCENT
2.363	4	5013	0.016	20.519
2.364	17	5030	0.070	20.589
2.365	6	5036	0.025	20.613
2.366	4	5040	0.016	20.630
2.367	7	5047	0.029	20.658
2.368	9	5056	0.037	20.695
2.369	6	5062	0.025	20.720
2.37	6	5068	0.025	20.744
2.371	4	5072	0.016	20.761
2.372	9	5081	0.037	20.797
2.373	5	5086	0.020	20.818
2.374	2	5088	0.008	20.826
2.375	40	5128	0.164	20.990
2.376	1	5129	0.004	20.994
2.377	7	5136	0.029	21.022
2.378	6	5142	0.025	21.047
2.379	9	5151	0.037	21.084
2.38	4	5155	0.016	21.100
2.381	7	5162	0.029	21.129
2.382	2	5164	0.008	21.137
2.383	5	5169	0.020	21.158
2.384	3	5172	0.012	21.170
2.385	10	5182	0.041	21.211
2.386	5	5187	0.020	21.231
2.387	9	5196	0.037	21.268
2.388	1	5197	0.004	21.272
2.389	4	5201	0.016	21.289
2.39	11	5212	0.045	21.334
2.391	4	5216	0.016	21.350
2.392	3	5219	0.012	21.362
2.393	7	5226	0.029	21.391
2.394	7	5233	0.029	21.420
2.395	6	5239	0.025	21.444
2.396	3	5242	0.012	21.456
2.397	6	5248	0.025	21.481
2.398	4	5252	0.016	21.497
2.399	1	5253	0.004	21.501
2.4	67	5320	0.274	21.776
2.401	2	5322	0.008	21.784
2.402	2	5324	0.008	21.792
2.403	5	5329	0.020	21.812
2.404	10	5339	0.041	21.853
2.405	4	5343	0.016	21.870
2.406	4	5347	0.016	21.886
2.407	6	5353	0.025	21.911
2.408	5	5358	0.020	21.931
2.409	7	5365	0.029	21.960
2.41	4	5369	0.016	21.976
2.411	1	5370	0.004	21.980
2.412	12	5382	0.049	22.029
2.413	5	5387	0.020	22.050
2.414	10	5397	0.041	22.091
2.415	10	5407	0.041	22.132
2.416	3	5410	0.012	22.144
2.417	23	5433	0.094	22.238

460

TRANSCRIPT-LEVEL FILE FREQUENCIES

17:34 MONDAY, AUGUST 12, 1985 407

GENGPA	SYNTHETIC GPA			
	FREQUENCY	CUM FREQ	PERCENT	CUM PERCENT
2.418	4	5437	0.016	22.255
2.419	12	5449	0.049	22.304
2.42	6	5455	0.025	22.328
2.421	7	5462	0.029	22.357
2.422	3	5465	0.012	22.369
2.423	6	5471	0.025	22.394
2.424	9	5480	0.037	22.431
2.425	6	5486	0.025	22.455
2.426	8	5494	0.033	22.488
2.427	6	5500	0.025	22.512
2.429	25	5525	0.102	22.615
2.43	4	5529	0.016	22.631
2.431	3	5532	0.012	22.643
2.432	5	5537	0.020	22.664
2.433	7	5544	0.029	22.692
2.434	3	5547	0.012	22.705
2.435	10	5557	0.041	22.746
2.436	3	5560	0.012	22.758
2.437	2	5562	0.008	22.766
2.438	11	5573	0.045	22.811
2.439	5	5578	0.020	22.832
2.44	13	5591	0.053	22.885
2.441	5	5596	0.020	22.905
2.442	6	5602	0.025	22.930
2.443	9	5611	0.037	22.967
2.444	26	5637	0.106	23.073
2.445	2	5639	0.008	23.081
2.446	7	5646	0.029	23.110
2.447	9	5655	0.037	23.147
2.448	5	5660	0.020	23.167
2.449	6	5666	0.025	23.192
2.45	5	5671	0.020	23.212
2.451	2	5673	0.008	23.220
2.452	9	5682	0.037	23.257
2.453	3	5685	0.012	23.270
2.454	4	5689	0.016	23.286
2.455	12	5701	0.049	23.335
2.456	6	5707	0.025	23.360
2.457	6	5713	0.025	23.384
2.458	8	5721	0.033	23.417
2.459	4	5725	0.016	23.433
2.46	2	5727	0.008	23.442
2.461	3	5730	0.012	23.454
2.462	20	5750	0.082	23.536
2.463	5	5755	0.020	23.556
2.464	4	5759	0.016	23.573
2.465	5	5764	0.020	23.593
2.466	3	5767	0.012	23.605
2.467	18	5785	0.074	23.679
2.468	4	5789	0.016	23.695
2.469	7	5796	0.029	23.724
2.47	4	5800	0.016	23.740
2.471	16	5816	0.065	23.806
2.472	2	5818	0.008	23.814
2.473	6	5824	0.025	23.839

461

TRANSCRIPT-LEVEL FILE FREQUENCIES

17:34 MONDAY, AUGUST 12, 1985 408

GENGPA	SYNTHETIC GPA			
	FREQUENCY	CUM FREQ	PERCENT	CUM PERCENT
2.474	10	5834	0.041	23.879
2.475	6	5840	0.025	23.904
2.476	8	5848	0.033	23.937
2.477	4	5852	0.016	23.953
2.478	9	5861	0.037	23.990
2.479	6	5867	0.025	24.015
2.48	4	5871	0.016	24.031
2.481	5	5876	0.020	24.051
2.482	1	5877	0.004	24.056
2.483	7	5884	0.029	24.084
2.484	10	5894	0.041	24.125
2.485	11	5905	0.045	24.170
2.486	6	5911	0.025	24.195
2.487	6	5917	0.025	24.219
2.488	4	5921	0.016	24.236
2.489	4	5925	0.016	24.252
2.49	3	5928	0.012	24.264
2.491	2	5930	0.008	24.272
2.492	9	5939	0.037	24.309
2.493	5	5944	0.020	24.330
2.494	4	5948	0.016	24.346
2.495	2	5950	0.008	24.354
2.496	4	5954	0.016	24.371
2.497	2	5956	0.008	24.379
2.5	184	6140	0.753	25.132
2.503	1	6141	0.004	25.136
2.504	4	6145	0.016	25.152
2.505	1	6146	0.004	25.157
2.506	6	6152	0.025	25.181
2.507	3	6155	0.012	25.193
2.508	7	6162	0.029	25.222
2.509	3	6165	0.012	25.234
2.51	3	6168	0.012	25.247
2.511	9	6177	0.037	25.283
2.512	6	6183	0.025	25.308
2.513	10	6193	0.041	25.349
2.514	7	6200	0.029	25.378
2.515	6	6206	0.025	25.402
2.516	12	6218	0.049	25.451
2.517	8	6226	0.033	25.484
2.518	4	6230	0.016	25.500
2.519	9	6239	0.037	25.537
2.52	10	6249	0.041	25.578
2.521	4	6253	0.016	25.595
2.522	7	6260	0.029	25.623
2.523	7	6267	0.029	25.652
2.524	10	6277	0.041	25.693
2.525	2	6279	0.008	25.701
2.526	11	6290	0.045	25.746
2.527	3	6293	0.012	25.758
2.528	3	6295	0.008	25.766
2.529	4	6299	0.016	25.783
2.53	5	6304	0.020	25.803
2.531	9	6313	0.037	25.840
2.532	5	6318	0.020	25.861

TRANSCRIPT-LEVEL FILE FREQUENCIES

17:34 MONDAY, AUGUST 12, 1985 409

GENGPA	SYNTHETIC GPA			
	FREQUENCY	CUM FREQ	PERCENT	CUM PERCENT
2.533	11	6329	0.045	25.906
2.534	4	6333	0.016	25.922
2.535	4	6337	0.016	25.938
2.536	5	6342	0.020	25.959
2.537	6	6348	0.025	25.983
2.538	16	6364	0.065	26.049
2.539	5	6369	0.020	26.069
2.54	4	6373	0.016	26.086
2.541	6	6379	0.025	26.110
2.542	6	6385	0.025	26.135
2.543	5	6390	0.020	26.155
2.544	4	6394	0.016	26.172
2.545	8	6402	0.033	26.204
2.546	5	6407	0.020	26.225
2.547	6	6413	0.025	26.249
2.548	8	6421	0.033	26.282
2.549	3	6424	0.012	26.294
2.55	8	6432	0.033	26.327
2.551	3	6435	0.012	26.339
2.552	8	6443	0.033	26.372
2.553	8	6451	0.033	26.405
2.554	5	6456	0.020	26.425
2.555	1	6457	0.004	26.430
2.556	20	6477	0.082	26.511
2.557	11	6488	0.045	26.556
2.558	6	6494	0.025	26.581
2.559	3	6497	0.012	26.593
2.56	8	6505	0.033	26.626
2.561	5	6510	0.020	26.646
2.563	10	6520	0.041	26.687
2.564	3	6523	0.012	26.700
2.565	4	6527	0.016	26.716
2.566	4	6531	0.016	26.732
2.567	11	6542	0.045	26.777
2.568	7	6549	0.029	26.806
2.569	2	6551	0.008	26.814
2.57	2	6553	0.008	26.822
2.571	25	6578	0.102	26.925
2.572	1	6579	0.004	26.929
2.573	7	6586	0.029	26.958
2.574	6	6592	0.025	26.982
2.575	7	6599	0.029	27.011
2.576	6	6605	0.025	27.035
2.577	12	6617	0.049	27.084
2.578	4	6621	0.016	27.101
2.579	8	6629	0.033	27.134
2.58	4	6633	0.016	27.150
2.581	7	6640	0.029	27.179
2.582	5	6645	0.020	27.199
2.583	14	6659	0.057	27.256
2.584	2	6661	0.008	27.265
2.585	5	6666	0.020	27.285
2.586	6	6672	0.025	27.310
2.587	4	6676	0.016	27.326
2.588	13	6689	0.053	27.379

463

TRANSCRIPT-LEVEL FILE FREQUENCIES

17:34 MONDAY, AUGUST 12, 1985 410

GENGPA	SYNTHETIC GPA			
	FREQUENCY	CUM FREQ	PERCENT	CUM PERCENT
2.589	6	6695	0.025	27.404
2.59	2	6697	0.008	27.412
2.591	6	6703	0.025	27.436
2.592	7	6710	0.029	27.465
2.593	4	6714	0.016	27.481
2.594	12	6726	0.049	27.531
2.595	5	6731	0.020	27.551
2.596	8	6739	0.033	27.584
2.597	5	6744	0.020	27.604
2.598	3	6747	0.012	27.617
2.599	2	6749	0.008	27.625
2.6	47	6796	0.192	27.817
2.601	4	6800	0.016	27.833
2.602	7	6807	0.029	27.862
2.603	5	6812	0.020	27.883
2.604	6	6818	0.025	27.907
2.605	4	6822	0.016	27.924
2.606	3	6825	0.012	27.936
2.607	7	6832	0.029	27.964
2.608	8	6840	0.033	27.997
2.609	6	6846	0.025	28.022
2.61	3	6849	0.012	28.034
2.611	2	6851	0.008	28.042
2.612	4	6855	0.016	28.059
2.613	10	6865	0.041	28.100
2.614	8	6873	0.033	28.132
2.615	17	6890	0.070	28.202
2.616	5	6895	0.020	28.222
2.617	9	6904	0.037	28.259
2.618	14	6918	0.057	28.316
2.619	8	6926	0.033	28.349
2.62	3	6929	0.012	28.362
2.621	6	6935	0.025	28.386
2.622	12	6947	0.049	28.435
2.623	9	6956	0.037	28.472
2.624	5	6961	0.020	28.492
2.625	25	6986	0.102	28.595
2.626	6	6992	0.025	28.619
2.627	7	6999	0.029	28.648
2.628	6	7005	0.025	28.673
2.629	9	7014	0.037	28.709
2.63	5	7019	0.020	28.730
2.631	1	7020	0.004	28.734
2.632	11	7031	0.045	28.779
2.633	10	7041	0.041	28.820
2.634	4	7045	0.016	28.836
2.635	3	7048	0.012	28.849
2.636	13	7061	0.053	28.902
2.637	3	7064	0.012	28.914
2.638	2	7066	0.008	28.922
2.639	4	7070	0.016	28.939
2.64	3	7073	0.012	28.951
2.641	8	7081	0.033	28.984
2.642	2	7083	0.008	28.992
2.643	13	7096	0.053	29.045

TRANSCRIPT-LEVEL FILE FREQUENCIES

17:34 MONDAY, AUGUST 12, 1985 411

GENGPA	SYNTHETIC GPA			
	FREQUENCY	CUM FREQ	PERCENT	CUM PERCENT
2.644	2	7098	0.008	29.053
2.645	4	7102	0.016	29.070
2.646	3	7105	0.012	29.082
2.647	9	7114	0.037	29.119
2.648	9	7123	0.037	29.156
2.649	1	7124	0.004	29.160
2.65	12	7136	0.049	29.209
2.651	5	7141	0.020	29.229
2.652	13	7154	0.053	29.282
2.653	6	7160	0.025	29.307
2.654	4	7164	0.016	29.323
2.655	6	7170	0.025	29.348
2.656	9	7179	0.037	29.385
2.657	5	7184	0.020	29.405
2.658	5	7189	0.020	29.426
2.659	7	7196	0.029	29.454
2.66	4	7200	0.016	29.471
2.661	3	7203	0.012	29.483
2.662	4	7207	0.016	29.499
2.663	4	7211	0.016	29.516
2.664	4	7215	0.016	29.532
2.665	3	7218	0.012	29.544
2.666	1	7219	0.004	29.549
2.667	95	7314	0.389	29.937
2.669	5	7319	0.020	29.958
2.67	4	7323	0.016	29.974
2.671	2	7325	0.008	29.982
2.672	8	7333	0.033	30.015
2.673	5	7338	0.020	30.036
2.674	6	7344	0.025	30.060
2.675	9	7353	0.037	30.097
2.676	5	7358	0.020	30.117
2.677	11	7369	0.045	30.162
2.678	1	7370	0.004	30.167
2.679	13	7383	0.053	30.220
2.68	6	7389	0.025	30.244
2.681	12	7401	0.049	30.293
2.682	5	7406	0.020	30.314
2.683	6	7412	0.025	30.339
2.684	13	7425	0.053	30.392
2.685	7	7432	0.029	30.420
2.686	10	7442	0.041	30.461
2.687	2	7444	0.008	30.469
2.688	22	7466	0.090	30.560
2.689	6	7472	0.025	30.584
2.69	11	7483	0.045	30.629
2.691	8	7491	0.033	30.662
2.692	14	7505	0.057	30.719
2.693	3	7508	0.012	30.731
2.694	13	7521	0.053	30.785
2.695	8	7529	0.033	30.817
2.696	5	7534	0.020	30.838
2.697	10	7544	0.041	30.879
2.698	3	7547	0.012	30.891
2.699	5	7552	0.020	30.912

465

TRANSCRIPT-LEVEL FILE FREQUENCIES

17:34 MONDAY, AUGUST 12, 1985 412

GENGPA	SYNTHETIC GPA			
	FREQUENCY	CUM FREQ	PERCENT	CUM PERCENT
2.7	14	7566	0.057	30.969
2.701	8	7574	0.033	31.002
2.702	10	7584	0.041	31.043
2.703	9	7593	0.037	31.079
2.704	2	7595	0.008	31.088
2.705	8	7603	0.033	31.120
2.706	15	7618	0.061	31.182
2.707	5	7623	0.020	31.202
2.708	9	7632	0.037	31.239
2.709	3	7635	0.012	31.251
2.71	4	7639	0.016	31.268
2.711	8	7647	0.033	31.300
2.712	9	7656	0.037	31.337
2.713	4	7660	0.016	31.354
2.714	26	7686	0.106	31.460
2.715	1	7687	0.004	31.464
2.716	8	7695	0.033	31.497
2.717	9	7704	0.037	31.534
2.718	5	7709	0.020	31.554
2.719	7	7716	0.029	31.583
2.72	7	7723	0.029	31.611
2.721	12	7735	0.049	31.661
2.722	6	7741	0.025	31.685
2.723	4	7745	0.016	31.702
2.724	10	7755	0.041	31.742
2.725	6	7761	0.025	31.767
2.726	3	7764	0.012	31.779
2.727	21	7785	0.086	31.865
2.728	3	7788	0.012	31.878
2.729	3	7791	0.012	31.890
2.73	6	7797	0.025	31.914
2.731	3	7800	0.012	31.927
2.732	7	7807	0.029	31.955
2.733	13	7820	0.053	32.009
2.735	8	7828	0.033	32.041
2.736	5	7833	0.020	32.062
2.737	11	7844	0.045	32.107
2.738	5	7849	0.020	32.127
2.739	7	7856	0.029	32.156
2.74	2	7858	0.008	32.164
2.741	8	7866	0.033	32.197
2.742	14	7880	0.057	32.254
2.743	2	7882	0.008	32.262
2.744	7	7889	0.029	32.291
2.745	4	7893	0.016	32.307
2.746	9	7902	0.037	32.344
2.747	6	7908	0.025	32.369
2.748	4	7912	0.016	32.385
2.75	80	7992	0.327	32.713
2.751	1	7993	0.004	32.717
2.752	2	7995	0.008	32.725
2.753	3	7998	0.012	32.737
2.754	7	8005	0.029	32.766
2.755	2	8007	0.008	32.774
2.756	8	8015	0.033	32.807

466

TRANSCRIPT-LEVEL FILE FREQUENCIES

17:34 MONDAY, AUGUST 12, 1985 413

GENGPA	SYNTHETIC GPA			
	FREQUENCY	CUM FREQ	PERCENT	CUM PERCENT
2.757	9	8024	0.037	32.844
2.758	10	8034	0.041	32.884
2.759	3	8037	0.012	32.897
2.76	11	8048	0.045	32.942
2.761	4	8052	0.016	32.958
2.762	6	8056	0.025	32.983
2.763	8	8066	0.033	33.015
2.764	6	8072	0.025	33.040
2.765	10	8082	0.041	33.081
2.766	5	8087	0.020	33.101
2.767	11	8098	0.045	33.146
2.768	8	8106	0.033	33.179
2.769	14	8120	0.057	33.236
2.77	6	8126	0.025	33.261
2.771	4	8130	0.016	33.277
2.772	7	8137	0.029	33.306
2.773	8	8145	0.033	33.339
2.774	8	8153	0.033	33.372
2.775	7	8160	0.029	33.400
2.776	8	8168	0.033	33.433
2.777	3	8171	0.012	33.445
2.778	23	8194	0.094	33.539
2.779	3	8197	0.012	33.552
2.78	2	8199	0.008	33.560
2.781	5	8204	0.020	33.580
2.782	3	8207	0.012	33.593
2.783	3	8210	0.012	33.605
2.784	8	8218	0.033	33.638
2.785	8	8226	0.033	33.670
2.786	13	8239	0.053	33.724
2.787	6	8245	0.025	33.748
2.788	10	8255	0.041	33.789
2.789	13	8268	0.053	33.842
2.79	5	8273	0.020	33.863
2.791	9	8282	0.037	33.900
2.792	5	8287	0.020	33.920
2.793	12	8299	0.049	33.969
2.794	6	8305	0.025	33.994
2.795	6	8311	0.025	34.018
2.796	6	8317	0.025	34.043
2.797	10	8327	0.041	34.084
2.798	8	8335	0.033	34.116
2.799	3	8338	0.012	34.129
2.8	44	8382	0.180	34.309
2.801	1	8383	0.004	34.313
2.802	4	8387	0.016	34.329
2.803	9	8396	0.037	34.366
2.804	14	8410	0.057	34.423
2.805	1	8411	0.004	34.428
2.806	11	8422	0.045	34.473
2.807	8	8430	0.033	34.505
2.808	9	8439	0.037	34.542
2.809	2	8441	0.008	34.550
2.81	8	8449	0.033	34.583
2.811	10	8459	0.041	34.624

467

TRANSCRIPT-LEVEL FILE FREQUENCIES

17:34 MONDAY, AUGUST 12, 1985 414

GENGPA	SYNTHETIC GPA			
	FREQUENCY	CUM FREQ	PERCENT	CUM PERCENT
2.812	3	8462	0.012	34.636
2.813	15	8477	0.061	34.698
2.814	2	8479	0.008	34.706
2.815	10	8489	0.041	34.747
2.816	5	8494	0.020	34.767
2.817	5	8499	0.020	34.785
2.818	15	8514	0.061	34.849
2.819	4	8518	0.016	34.866
2.82	5	8523	0.020	34.886
2.821	10	8533	0.041	34.927
2.822	4	8537	0.016	34.943
2.823	5	8542	0.020	34.964
2.824	9	8551	0.037	35.001
2.825	9	8560	0.037	35.037
2.826	6	8566	0.025	35.062
2.827	6	8572	0.025	35.087
2.828	5	8577	0.020	35.107
2.829	6	8583	0.025	35.132
2.83	3	8586	0.012	35.144
2.831	7	8593	0.029	35.173
2.832	4	8597	0.016	35.189
2.833	31	8628	0.127	35.316
2.835	4	8632	0.016	35.332
2.836	6	8638	0.025	35.357
2.837	6	8644	0.025	35.381
2.838	7	8651	0.029	35.410
2.839	7	8658	0.029	35.439
2.84	7	8667	0.037	35.475
2.841	3	8670	0.012	35.488
2.842	7	8677	0.029	35.516
2.843	7	8684	0.029	35.545
2.844	7	8691	0.029	35.574
2.845	8	8699	0.033	35.606
2.846	11	8710	0.045	35.651
2.847	5	8715	0.020	35.672
2.848	10	8725	0.041	35.713
2.849	1	8726	0.004	35.717
2.85	6	8732	0.025	35.741
2.851	5	8737	0.020	35.762
2.852	9	8746	0.037	35.799
2.853	8	8754	0.033	35.832
2.854	9	8763	0.037	35.868
2.855	6	8769	0.025	35.893
2.856	9	8778	0.037	35.930
2.857	29	8807	0.119	36.048
2.858	2	8809	0.008	36.057
2.859	10	8819	0.041	36.098
2.86	5	8824	0.020	36.118
2.861	2	8826	0.008	36.126
2.862	5	8831	0.020	36.147
2.863	5	8836	0.020	36.167
2.864	7	8843	0.029	36.196
2.865	7	8850	0.029	36.224
2.866	4	8854	0.016	36.241
2.867	14	8868	0.057	36.298

TRANSCRIPT-LEVEL FILE FREQUENCIES

17:34 MONDAY, AUGUST 12, 1985 415

GENGPA	SYNTHETIC GPA			
	FREQUENCY	CUM FREQ	PERCENT	CUM PERCENT
2.868	5	8873	0.020	36.319
2.869	4	8877	0.016	36.335
2.87	5	8882	0.020	36.355
2.871	7	8889	0.029	36.384
2.872	9	8898	0.037	36.421
2.873	5	8903	0.020	36.441
2.874	5	8908	0.020	36.462
2.875	34	8942	0.139	36.601
2.876	3	8945	0.012	36.613
2.877	7	8952	0.029	36.642
2.878	8	8960	0.033	36.675
2.879	5	8965	0.020	36.695
2.88	7	8972	0.029	36.724
2.881	5	8977	0.020	36.744
2.882	9	8986	0.037	36.781
2.883	4	8990	0.016	36.798
2.884	3	8993	0.012	36.810
2.885	6	8999	0.025	36.834
2.886	6	9005	0.025	36.859
2.887	6	9011	0.025	36.883
2.888	6	9017	0.025	36.908
2.889	22	9039	0.090	36.998
2.89	7	9046	0.029	37.027
2.891	8	9054	0.033	37.059
2.892	7	9061	0.029	37.088
2.893	6	9067	0.025	37.113
2.894	7	9074	0.029	37.141
2.895	6	9080	0.025	37.166
2.896	6	9086	0.025	37.190
2.897	9	9095	0.037	37.227
2.898	4	9099	0.016	37.244
2.899	4	9103	0.016	37.260
2.9	12	9115	0.049	37.309
2.901	7	9122	0.029	37.338
2.902	10	9132	0.041	37.379
2.903	8	9140	0.033	37.411
2.904	6	9146	0.025	37.436
2.905	5	9151	0.020	37.457
2.906	12	9163	0.049	37.506
2.907	9	9172	0.037	37.542
2.908	2	9174	0.008	37.551
2.909	15	9189	0.061	37.612
2.91	5	9194	0.020	37.633
2.911	4	9198	0.016	37.649
2.912	9	9207	0.037	37.686
2.913	8	9215	0.033	37.718
2.914	3	9218	0.012	37.731
2.915	6	9224	0.025	37.755
2.916	8	9232	0.033	37.788
2.917	15	9247	0.061	37.849
2.918	4	9251	0.016	37.866
2.919	5	9256	0.020	37.886
2.92	4	9260	0.016	37.903
2.921	7	9267	0.029	37.931
2.922	9	9276	0.037	37.968

GENGPA	SYNTHETIC GPA			
	FREQUENCY	CUM FREQ	PERCENT	CUM PERCENT
2.923	13	9289	0.053	38.021
2.924	6	9295	0.025	38.046
2.925	7	9302	0.029	38.075
2.926	9	9311	0.037	38.111
2.927	9	9320	0.037	38.148
2.928	5	9325	0.020	38.169
2.929	12	9337	0.049	38.218
2.93	2	9339	0.008	38.226
2.931	9	9348	0.037	38.263
2.932	9	9357	0.037	38.300
2.933	10	9367	0.041	38.341
2.934	5	9372	0.020	38.361
2.935	11	9383	0.045	38.406
2.936	2	9385	0.008	38.414
2.937	1	9386	0.004	38.418
2.938	9	9395	0.037	38.455
2.939	8	9403	0.033	38.488
2.94	5	9408	0.020	38.508
2.941	20	9428	0.082	38.590
2.942	1	9429	0.004	38.594
2.943	10	9439	0.041	38.635
2.944	13	9452	0.053	38.689
2.945	7	9459	0.028	38.717
2.946	4	9463	0.016	38.734
2.947	7	9470	0.029	38.762
2.948	5	9475	0.020	38.783
2.949	3	9478	0.012	38.795
2.95	3	9481	0.012	38.807
2.951	9	9490	0.037	38.844
2.952	9	9499	0.037	38.881
2.953	13	9512	0.053	38.934
2.954	1	9513	0.004	38.938
2.955	6	9519	0.025	38.963
2.956	3	9522	0.012	38.975
2.957	6	9528	0.025	39.000
2.958	9	9537	0.037	39.036
2.959	7	9544	0.029	39.065
2.96	5	9549	0.020	39.086
2.961	3	9552	0.012	39.098
2.962	12	9564	0.049	39.147
2.963	5	9569	0.020	39.167
2.964	8	9577	0.033	39.200
2.965	1	9578	0.004	39.204
2.966	10	9588	0.041	39.245
2.967	5	9593	0.020	39.266
2.968	9	9602	0.037	39.303
2.969	9	9611	0.037	39.339
2.97	4	9615	0.016	39.356
2.971	4	9619	0.016	39.372
2.972	3	9622	0.012	39.384
2.973	8	9630	0.033	39.417
2.974	10	9640	0.041	39.458
2.975	9	9649	0.037	39.495
2.976	5	9654	0.020	39.515
2.977	8	9662	0.033	39.548

TRANSCRIPT-LEVEL FILE FREQUENCIES

17:34 MONDAY, AUGUST 12, 1985 417

GENGPA	SYNTHETIC GPA			
	FREQUENCY	CUM FREQ	PERCENT	CUM PERCENT
2.978	6	9668	0.025	39.573
2.979	9	9677	0.037	39.610
2.98	4	9681	0.016	39.626
2.981	3	9684	0.012	39.638
2.982	6	9690	0.025	39.663
2.983	5	9695	0.020	39.683
2.984	10	9705	0.041	39.724
2.985	11	9716	0.045	39.769
2.986	6	9722	0.025	39.794
2.987	7	9727	0.020	39.814
2.988	2	9729	0.008	39.822
2.989	6	9735	0.025	39.847
2.99	6	9741	0.025	39.871
2.991	4	9745	0.016	39.888
2.992	6	9751	0.025	39.912
2.993	3	9754	0.012	39.925
2.994	2	9756	0.008	39.933
2.995	3	9759	0.012	39.945
2.997	1	9760	0.004	39.949
3	677	10437	2.771	42.720
3.003	1	10438	0.004	42.724
3.005	4	10442	0.016	42.741
3.006	2	10444	0.008	42.749
3.007	4	10448	0.016	42.765
3.008	4	10452	0.016	42.782
3.009	4	10456	0.016	42.798
3.01	4	10460	0.016	42.814
3.011	5	10465	0.020	42.835
3.012	4	10469	0.016	42.851
3.013	4	10473	0.016	42.868
3.014	5	10478	0.020	42.888
3.015	5	10483	0.020	42.909
3.016	14	10497	0.057	42.966
3.017	1	10498	0.004	42.970
3.018	11	10509	0.045	43.015
3.019	5	10514	0.020	43.035
3.02	4	10518	0.016	43.052
3.021	7	10525	0.029	43.081
3.022	3	10528	0.012	43.093
3.023	4	10532	0.016	43.109
3.024	5	10537	0.020	43.130
3.025	6	10543	0.025	43.154
3.026	5	10548	0.020	43.175
3.027	6	10554	0.025	43.199
3.028	4	10558	0.016	43.216
3.029	5	10563	0.020	43.236
3.03	4	10567	0.016	43.252
3.031	10	10577	0.041	43.293
3.032	12	10589	0.049	43.342
3.033	16	10605	0.065	43.408
3.034	8	10613	0.033	43.441
3.035	5	10618	0.020	43.461
3.036	9	10627	0.037	43.498
3.037	6	10633	0.025	43.523
3.038	5	10638	0.020	43.543

471

TRANSCRIPT-LEVEL FILE FREQUENCIES

17:34 MONDAY, AUGUST 12, 1985 418

GENGPA	SYNTHETIC GPA			
	FREQUENCY	CUM FREQ	PERCENT	CUM PERCENT
3.039	5	10643	0.020	43.564
3.04	7	10650	0.029	43.592
3.041	5	10655	0.020	43.613
3.042	8	10663	0.033	43.645
3.043	10	10673	0.041	43.686
3.044	6	10679	0.025	43.711
3.045	6	10685	0.025	43.735
3.046	3	10688	0.012	43.748
3.047	3	10691	0.012	43.760
3.048	5	10696	0.020	43.780
3.049	7	10703	0.029	43.809
3.05	8	10711	0.033	43.842
3.051	5	10716	0.020	43.862
3.052	4	10720	0.016	43.879
3.053	5	10725	0.020	43.899
3.054	4	10729	0.016	43.916
3.055	8	10737	0.033	43.948
3.056	10	10747	0.041	43.989
3.057	10	10757	0.041	44.030
3.058	4	10761	0.016	44.046
3.059	11	10772	0.045	44.092
3.06	2	10774	0.008	44.100
3.061	7	10781	0.029	44.128
3.062	4	10785	0.016	44.145
3.063	11	10796	0.045	44.190
3.064	2	10798	0.008	44.198
3.065	11	10809	0.045	44.243
3.066	7	10816	0.029	44.272
3.067	13	10829	0.053	44.325
3.068	8	10837	0.033	44.358
3.069	6	10843	0.025	44.382
3.07	8	10851	0.033	44.415
3.071	9	10860	0.037	44.452
3.072	2	10862	0.008	44.460
3.073	5	10867	0.020	44.480
3.074	8	10875	0.033	44.513
3.075	3	10878	0.012	44.525
3.076	5	10883	0.020	44.546
3.077	6	10889	0.025	44.570
3.078	6	10895	0.025	44.595
3.079	6	10901	0.025	44.620
3.08	4	10905	0.016	44.636
3.081	12	10917	0.049	44.685
3.082	5	10922	0.020	44.705
3.083	13	10935	0.053	44.759
3.084	2	10937	0.008	44.767
3.085	3	10940	0.012	44.779
3.086	9	10949	0.037	44.816
3.087	4	10952	0.016	44.832
3.088	7	10960	0.029	44.861
3.089	4	10964	0.016	44.877
3.09	9	10973	0.037	44.914
3.091	12	10983	0.049	44.963
3.092	6	10981	0.025	44.988
3.093	3	10994	0.012	45.000

TRANSCRIPT-LEVEL FILE FREQUENCIES

17:34 MONDAY, AUGUST 12, 1985 419

GENGPA	SYNTHETIC GPA			
	FREQUENCY	CUM FREQ	PERCENT	CUM PERCENT
3.094	7	11001	0.029	45.029
3.095	8	11009	0.033	45.062
3.096	3	11012	0.012	45.074
3.097	3	11015	0.012	45.086
3.098	11	11026	0.045	45.131
3.099	4	11030	0.016	45.148
3.1	27	11057	0.111	45.258
3.101	4	11061	0.016	45.274
3.102	4	11065	0.016	45.291
3.103	11	11076	0.045	45.336
3.104	3	11079	0.012	45.348
3.105	5	11084	0.020	45.369
3.106	3	11087	0.012	45.381
3.107	8	11095	0.033	45.414
3.108	7	11102	0.029	45.442
3.109	8	11110	0.033	45.475
3.11	4	11114	0.016	45.491
3.111	22	11136	0.090	45.581
3.112	3	11139	0.012	45.594
3.113	6	11145	0.025	45.618
3.114	5	11150	0.020	45.639
3.115	9	11159	0.037	45.676
3.116	5	11164	0.020	45.696
3.117	2	11166	0.008	45.704
3.118	7	11173	0.029	45.733
3.119	7	11180	0.029	45.762
3.12	5	11185	0.020	45.782
3.121	14	11199	0.057	45.839
3.122	6	11205	0.025	45.864
3.123	5	11210	0.020	45.884
3.124	5	11215	0.020	45.905
3.125	27	11242	0.111	46.015
3.126	2	11244	0.008	46.023
3.127	6	11250	0.025	46.048
3.128	1	11251	0.004	46.052
3.129	4	11255	0.016	46.069
3.13	6	11261	0.025	46.093
3.131	3	11264	0.012	46.105
3.132	11	11275	0.045	46.150
3.133	18	11293	0.074	46.224
3.134	7	11300	0.029	46.253
3.135	5	11305	0.020	46.273
3.136	8	11313	0.033	46.306
3.137	1	11314	0.004	46.310
3.138	8	11321	0.033	46.343
3.139	9	11331	0.037	46.380
3.14	9	11340	0.037	46.416
3.141	6	11346	0.025	46.441
3.142	3	11349	0.012	46.453
3.143	26	11375	0.106	46.560
3.144	5	11360	0.020	46.580
3.145	6	11386	0.025	46.605
3.146	10	11396	0.041	46.646
3.147	7	11403	0.029	46.674
3.148	7	11410	0.029	46.703

473

TRANSCRIPT-LEVEL FILE FREQUENCIES

17:34 MONDAY, AUGUST 12, 1985 420

GENGPA	SYNTHETIC GPA			
	FREQUENCY	CUM FREQ	PERCENT	CUM PERCENT
3.149	5	11415	0.020	46.723
3.15	14	11429	0.057	46.781
3.151	2	11431	0.008	46.789
3.152	7	11438	0.029	46.818
3.153	6	11444	0.025	46.842
3.154	13	11457	0.053	46.895
3.155	7	11464	0.029	46.924
3.156	3	11467	0.012	46.936
3.157	3	11470	0.012	46.949
3.158	8	11478	0.033	46.981
3.159	4	11482	0.016	46.998
3.16	5	11487	0.020	47.018
3.161	8	11495	0.033	47.051
3.162	5	11500	0.020	47.071
3.163	9	11509	0.037	47.108
3.164	4	11513	0.016	47.125
3.165	5	11518	0.020	47.145
3.167	29	11547	0.119	47.264
3.168	5	11552	0.020	47.284
3.169	6	11558	0.025	47.309
3.17	3	11561	0.012	47.321
3.171	4	11565	0.016	47.337
3.172	12	11577	0.049	47.387
3.173	4	11581	0.016	47.403
3.174	8	11589	0.033	47.436
3.175	7	11596	0.029	47.465
3.176	14	11610	0.057	47.522
3.177	9	11619	0.037	47.558
3.178	4	11623	0.016	47.575
3.179	1	11624	0.004	47.579
3.18	8	11632	0.033	47.612
3.181	5	11637	0.020	47.632
3.182	15	11652	0.061	47.694
3.183	8	11660	0.033	47.726
3.184	5	11665	0.020	47.747
3.185	8	11673	0.033	47.779
3.186	8	11681	0.033	47.812
3.187	1	11682	0.004	47.816
3.188	16	11698	0.065	47.882
3.189	3	11701	0.012	47.894
3.19	5	11706	0.020	47.915
3.191	7	11713	0.029	47.943
3.192	11	11724	0.045	47.988
3.193	6	11730	0.025	48.013
3.194	5	11735	0.020	48.033
3.195	4	11739	0.016	48.050
3.196	5	11744	0.020	48.070
3.197	11	11755	0.045	48.115
3.198	5	11760	0.020	48.136
3.199	1	11761	0.004	48.140
3.2	47	11808	0.192	48.332
3.201	3	11811	0.012	48.344
3.202	5	11816	0.020	48.365
3.203	9	11825	0.037	48.402
3.204	4	11829	0.016	48.418

TRANSCRIPT-LEV . FILE FREQUENCIES

17:34 MONDAY, AUGUST 12, 1985 421

GENGPA	SYNTHETIC GPA			
	FREQUENCY	CUM FREQ	PERCENT	CUM PERCENT
3.205	8	11837	0.033	48.451
3.206	9	11846	0.037	48.488
3.207	3	11849	0.012	48.500
3.208	3	11852	0.012	48.512
3.209	6	11858	0.025	48.537
3.21	2	11860	0.008	48.545
3.211	12	11872	0.049	48.594
3.212	5	11877	0.020	48.614
3.213	11	11888	0.045	48.659
3.214	17	11905	0.070	48.729
3.215	1	11906	0.004	48.733
3.216	6	11912	0.025	48.758
3.217	5	11917	0.020	48.778
3.218	5	11922	0.020	48.799
3.219	7	11929	0.029	48.827
3.22	6	11935	0.025	48.852
3.221	3	11938	0.012	48.864
3.222	23	11961	0.094	48.958
3.223	1	11962	0.004	48.962
3.224	4	11966	0.016	48.979
3.225	2	11968	0.008	48.987
3.226	10	11978	0.041	49.028
3.227	5	11983	0.020	49.048
3.228	4	11987	0.016	49.065
3.229	5	11992	0.020	49.085
3.23	7	11999	0.029	49.114
3.231	8	12007	0.033	49.147
3.232	3	12010	0.012	49.159
3.233	8	12018	0.033	49.192
3.234	6	12024	0.025	49.216
3.235	9	12033	0.037	49.253
3.236	4	12037	0.016	49.269
3.237	6	12043	0.025	49.294
3.238	11	12054	0.045	49.339
3.239	3	12057	0.012	49.351
3.24	4	12061	0.016	49.368
3.241	4	12065	0.016	49.384
3.242	2	12067	0.008	49.392
3.243	2	12069	0.008	49.400
3.244	1	12070	0.004	49.404
3.245	4	12074	0.016	49.421
3.246	11	12085	0.045	49.466
3.247	1	12086	0.004	49.470
3.248	6	12092	0.025	49.494
3.249	1	12093	0.004	49.499
3.25	75	12168	0.307	49.806
3.252	2	12170	0.008	49.814
3.253	3	12173	0.012	49.826
3.254	8	12181	0.033	49.859
3.255	4	12185	0.016	49.875
3.256	4	12189	0.016	49.892
3.257	6	12195	0.025	49.916
3.258	8	12203	0.033	49.949
3.259	2	12205	0.008	49.957
3.26	6	12211	0.025	49.982

475

TRANSCRIPT-LEVEL FILE FREQUENCIES

17:34 MGNDA, AUGUST 12, 1985 422

GENGPA	SYNTHETIC GPA			
	FREQUENCY	CUM FREQ	PERCENT	CUM PERCENT
3.261	8	12219	0.033	50.014
3.262	8	12227	0.033	50.047
3.263	6	12233	0.025	50.072
3.264	4	12237	0.016	50.088
3.265	7	12244	0.029	50.117
3.267	13	12257	0.053	50.170
3.268	3	12260	0.012	50.182
3.269	5	12265	0.020	50.203
3.27	4	12269	0.016	50.219
3.271	7	12276	0.029	50.248
3.272	4	12280	0.016	50.264
3.273	16	12296	0.065	50.329
3.274	6	12302	0.025	50.354
3.275	4	12306	0.016	50.370
3.276	11	12317	0.045	50.415
3.277	9	12326	0.037	50.452
3.278	5	12331	0.020	50.472
3.279	1	12332	0.004	50.476
3.28	8	12340	0.033	50.510
3.281	5	12345	0.020	50.530
3.282	2	12347	0.008	50.538
3.283	10	12357	0.041	50.579
3.284	6	12363	0.025	50.604
3.285	2	12365	0.008	50.612
3.286	24	12389	0.098	50.710
3.287	2	12391	0.008	50.718
3.288	5	12396	0.020	50.739
3.289	8	12404	0.033	50.772
3.29	4	12408	0.016	50.788
3.291	1	12409	0.004	50.792
3.292	5	12414	0.020	50.812
3.293	7	12421	0.029	50.841
3.294	4	12425	0.016	50.858
3.295	2	12427	0.008	50.866
3.296	11	12438	0.045	50.911
3.297	2	12440	0.008	50.919
3.298	4	12444	0.016	50.935
3.299	1	12445	0.004	50.939
3.3	15	12460	0.061	51.001
3.301	4	12464	0.016	51.017
3.302	5	12469	0.020	51.038
3.303	5	12474	0.020	51.058
3.304	10	12484	0.041	51.099
3.305	3	12487	0.012	51.111
3.306	13	12500	0.053	51.165
3.307	7	12507	0.029	51.193
3.308	16	12523	0.065	51.259
3.309	4	12527	0.016	51.275
3.31	8	12535	0.033	51.308
3.311	12	12547	0.049	51.357
3.312	2	12549	0.008	51.365
3.313	12	12561	0.049	51.414
3.314	3	12564	0.012	51.426
3.315	3	12567	0.012	51.439
3.316	9	12576	0.037	51.476

476

TRANSCRIPT-LEVEL FILE FREQUENCIES

17:34 MONDAY, AUGUST 12, 1985 423

GENGPA	SYNTHETIC GPA			
	FREQUENCY	CUM FREQ	PERCENT	CUM PERCENT
3.317	2	12578	0.008	51.484
3.318	10	12588	0.041	51.525
3.319	7	12595	0.029	51.553
3.32	10	12605	0.041	51.594
3.321	10	12615	0.041	51.635
3.322	3	12618	0.012	51.647
3.323	8	12626	0.03	51.680
3.324	6	12632	0.025	51.705
3.325	4	12636	0.016	51.721
3.326	4	12640	0.016	51.738
3.327	3	12643	0.012	51.750
3.328	5	12648	0.020	51.770
3.329	5	12653	0.020	51.791
3.33	2	12655	0.008	51.799
3.331	2	12657	0.008	51.807
3.332	1	12658	0.004	51.811
3.333	83	12741	0.340	52.151
3.335	2	12743	0.008	52.159
3.336	5	12748	0.020	52.180
3.337	7	12755	0.029	52.208
3.338	7	12762	0.029	52.237
3.339	8	12770	0.033	52.270
3.34	7	12777	0.029	52.298
3.341	5	12782	0.020	52.319
3.342	5	12787	0.020	52.339
3.343	6	12793	0.025	52.364
3.344	8	12801	0.033	52.397
3.345	5	12806	0.020	52.417
3.346	7	12813	0.029	52.446
3.347	8	12821	0.033	52.478
3.348	8	12829	0.033	52.511
3.349	7	12836	0.029	52.540
3.35	7	12843	0.029	52.568
3.351	11	12854	0.045	52.613
3.352	3	12857	0.012	52.626
3.353	7	12864	0.029	52.654
3.354	7	12871	0.029	52.683
3.355	4	12875	0.016	52.699
3.356	2	12877	0.008	52.708
3.357	11	12888	0.045	52.753
3.358	2	12890	0.008	52.761
3.359	3	12893	0.012	52.773
3.36	8	12901	0.033	52.806
3.361	6	12907	0.025	52.830
3.362	9	12916	0.037	52.867
3.364	17	12933	0.070	52.937
3.365	4	12937	0.016	52.953
3.366	3	12940	0.012	52.965
3.367	8	12948	0.033	52.998
3.368	16	12964	0.065	53.064
3.369	4	12968	0.016	53.080
3.37	11	12979	0.045	53.125
3.371	10	12989	0.041	53.166
3.372	3	12992	0.012	53.178
3.373	5	12997	0.020	53.199

477

TRANSCRIPT-LEVEL FILE FREQUENCIES

17:34 MONDAY, AUGUST 12, 1985 424

GENGPA	SYNTHETIC GPA			
	FREQUENCY	CUM FREQ	PERCENT	CUM PERCENT
3.374	5	13002	0.020	53.219
3.375	17	13019	0.070	53.289
3.376	4	13023	0.016	53.305
3.377	6	13029	0.025	53.330
3.378	6	13035	0.025	53.354
3.379	9	13044	0.037	53.391
3.38	3	13047	0.012	53.403
3.381	4	13051	0.016	53.420
3.382	5	13056	0.020	53.440
3.383	4	13060	0.016	53.457
3.384	4	13064	0.016	53.473
3.385	14	13078	0.057	53.530
3.386	10	13088	0.041	53.571
3.387	7	13095	0.029	53.600
3.388	6	13101	0.025	53.624
3.389	9	13110	0.037	53.661
3.39	5	13115	0.020	53.682
3.391	5	13120	0.020	53.702
3.392	2	13122	0.008	53.710
3.393	8	13130	0.033	53.743
3.394	4	13134	0.016	53.760
3.395	2	13136	0.008	53.768
3.396	5	13141	0.020	53.788
3.397	4	13145	0.016	53.805
3.398	2	13147	0.008	53.813
3.399	3	13150	0.012	53.825
3.4	48	13198	0.196	54.022
3.401	1	13199	0.004	54.026
3.402	6	13205	0.025	54.050
3.403	4	13209	0.016	54.067
3.404	2	13211	0.008	54.075
3.405	4	13215	0.016	54.091
3.406	8	13223	0.033	54.124
3.407	9	13232	0.037	54.161
3.408	3	13235	0.012	54.173
3.409	8	13243	0.033	54.206
3.41	7	13250	0.029	54.234
3.411	2	13252	0.008	54.243
3.412	3	13255	0.012	54.255
3.413	3	13258	0.012	54.267
3.414	7	13265	0.029	54.296
3.415	7	13272	0.029	54.324
3.416	3	13275	0.012	54.337
3.417	11	13286	0.045	54.382
3.418	2	13288	0.008	54.390
3.419	5	13293	0.020	54.410
3.42	2	13295	0.008	54.419
3.421	6	13301	0.025	54.443
3.422	5	13306	0.020	54.464
3.423	7	13313	0.029	54.492
3.424	5	13318	0.020	54.513
3.425	6	13324	0.025	54.537
3.426	6	13330	0.025	54.562
3.427	2	13332	0.008	54.570
3.429	24	13356	0.098	54.668

478

TRANSCRIPT-LEVEL FILE FREQUENCIES

17:34 MONDAY, AUGUST 12, 1985 425

GENGPA	SYNTHETIC GPA			
	FREQUENCY	CUM FREQ	PERCENT	CUM PERCENT
3.43	1	13357	0.004	54.672
3.431	7	13364	0.029	54.701
3.432	5	13369	0.020	54.721
3.433	3	13372	0.012	54.734
3.434	3	13375	0.012	54.746
3.435	6	13381	0.025	54.771
3.436	6	13387	0.025	54.795
3.437	2	13389	0.008	54.803
3.438	12	13401	0.049	54.852
3.439	4	13405	0.016	54.869
3.44	7	13412	0.029	54.897
3.441	4	13416	0.016	54.914
3.442	5	13421	0.020	54.934
3.443	1	13422	0.004	54.938
3.444	18	13440	0.074	55.012
3.446	7	13447	0.029	55.041
3.447	8	13455	0.033	55.073
3.448	5	13460	0.020	55.094
3.449	6	13466	0.025	55.118
3.45	6	13472	0.025	55.143
3.451	5	13477	0.020	55.164
3.452	1	13478	0.004	55.168
3.453	5	13483	0.020	55.188
3.454	1	13484	0.004	55.192
3.455	17	13501	0.070	55.262
3.456	7	13508	0.029	55.290
3.457	4	13512	0.016	55.307
3.458	3	13515	0.012	55.319
3.459	6	13521	0.025	55.344
3.46	5	13526	0.020	55.364
3.461	1	13527	0.004	55.368
3.462	8	13535	0.033	55.401
3.463	3	13538	0.012	55.413
3.464	9	13547	0.037	55.450
3.465	4	13551	0.016	55.466
3.466	4	13555	0.016	55.483
3.467	5	13561	0.025	55.507
3.468	5	13566	0.020	55.528
3.469	6	13572	0.025	55.552
3.47	6	13578	0.025	55.577
3.471	7	13585	0.029	55.606
3.472	8	13593	0.033	55.638
3.473	3	13596	0.012	55.651
3.474	7	13603	0.029	55.679
3.475	4	13607	0.016	55.696
3.476	2	13609	0.008	55.704
3.477	4	13613	0.016	55.720
3.478	6	13619	0.025	55.745
3.479	4	13623	0.016	55.761
3.48	3	13626	0.012	55.773
3.481	5	13631	0.020	55.794
3.482	2	13633	0.008	55.802
3.483	6	13639	0.025	55.827
3.484	2	13641	0.008	55.835
3.485	4	13645	0.016	55.851

479

TRANSCRIPT-LEVEL FILE FREQUENCIES

17:34 MONDAY, AUGUST 12, 1985 426

GENGPA	SYNTHETIC GPA			
	FREQUENCY	CUM FREQ	PERCENT	CUM PERCENT
3.486	6	13651	0.025	55.876
3.487	4	13655	0.016	55.892
3.488	9	13664	0.037	55.929
3.489	2	13666	0.008	55.937
3.49	5	13671	0.020	55.958
3.491	4	13675	0.016	55.974
3.492	6	13681	0.025	55.999
3.493	1	13682	0.004	56.003
3.494	2	13684	0.008	56.011
3.495	3	13687	0.012	56.023
3.496	3	13690	0.012	56.035
3.498	1	13691	0.004	56.039
3.5	213	13904	0.872	56.911
3.503	1	13905	0.004	56.915
3.504	3	13908	0.012	56.928
3.505	3	13911	0.012	56.940
3.506	1	13912	0.004	56.944
3.507	3	13915	0.012	56.956
3.508	7	13922	0.029	56.985
3.509	2	13924	0.008	56.993
3.51	2	13926	0.008	57.001
3.511	4	13930	0.016	57.018
3.512	7	13937	0.029	57.046
3.513	2	13939	0.008	57.055
3.514	6	13945	0.025	57.079
3.515	7	13952	0.029	57.108
3.516	12	13964	0.049	57.157
3.517	9	13973	0.037	57.194
3.518	1	13974	0.004	57.198
3.519	6	13980	0.025	57.222
3.52	8	13988	0.033	57.255
3.521	4	13992	0.016	57.271
3.522	7	13999	0.029	57.300
3.523	5	14004	0.020	57.321
3.524	3	14007	0.012	57.333
3.525	1	14008	0.004	57.337
3.526	7	14015	0.029	57.366
3.527	2	14017	0.008	57.374
3.528	3	14020	0.012	57.386
3.529	6	14026	0.025	57.411
3.53	2	14028	0.008	57.419
3.531	6	14034	0.025	57.443
3.532	3	14037	0.012	57.456
3.533	11	14048	0.045	57.501
3.534	4	14052	0.016	57.517
3.535	2	14054	0.008	57.525
3.536	5	14059	0.020	57.546
3.537	3	14062	0.012	57.558
3.538	18	14080	0.074	57.632
3.539	1	14081	0.004	57.636
3.54	4	14085	0.016	57.652
3.541	2	14087	0.008	57.660
3.542	6	14093	0.025	57.685
3.543	7	14100	0.029	57.714
3.544	4	14104	0.016	57.730

TRANSCRIPT-LEVEL FILE FREQUENCIES

17:34 MONDAY, AUGUST 12, 1985 427

GENGPA	SYNTHETIC GPA			
	FREQUENCY	CUM FREQ	PERCENT	CUM PERCENT
3.545	12	14116	0.049	57.779
3.546	2	14118	0.008	57.787
3.547	0	14126	0.033	57.820
3.548	8	14134	0.033	57.853
3.549	4	14138	0.016	57.869
3.55	8	14146	0.033	57.902
3.551	3	14149	0.012	57.914
3.552	4	14153	0.016	57.930
3.553	3	14156	0.012	57.943
3.554	4	14160	0.016	57.959
3.555	1	14161	0.004	57.963
3.556	13	14174	0.053	58.016
3.557	6	14180	0.025	58.041
3.558	6	14186	0.025	58.066
3.559	1	14187	0.004	58.070
3.56	2	14189	0.008	58.078
3.561	6	14195	0.025	58.102
3.562	4	14199	0.016	58.119
3.563	5	14204	0.020	58.139
3.564	4	14208	0.016	58.156
3.565	2	14210	0.008	58.164
3.566	1	14211	0.004	58.168
3.567	3	14214	0.012	58.180
3.568	7	14221	0.029	58.209
3.569	5	14226	0.020	58.229
3.57	3	14229	0.012	58.242
3.571	25	14254	0.102	58.344
3.573	6	14260	0.025	58.368
3.575	2	14262	0.008	58.377
3.576	3	14271	0.037	58.413
3.577	4	14275	0.016	58.430
3.578	4	14279	0.016	58.446
3.579	3	14282	0.012	58.459
3.581	5	14287	0.020	58.479
3.582	7	14294	0.029	58.508
3.583	9	14303	0.037	58.544
3.585	8	14311	0.033	58.577
3.586	5	14316	0.020	58.598
3.587	5	14321	0.020	58.618
3.588	9	14330	0.037	58.655
3.589	4	14334	0.016	58.671
3.59	2	14336	0.008	58.680
3.591	6	14342	0.025	58.704
3.592	5	14347	0.020	58.725
3.593	7	14354	0.029	58.753
3.594	3	14357	0.012	58.766
3.595	6	14363	0.025	58.790
3.596	3	14366	0.012	58.802
3.597	5	14371	0.020	58.823
3.598	5	14376	0.020	58.843
3.599	1	14377	0.004	58.847
3.6	48	14425	0.196	59.044
3.601	1	14426	0.004	59.048
3.602	2	14428	0.008	59.056
3.603	7	14435	0.029	59.085

481

TRANSCRIPT-LEVEL FILE FREQUENCIES

17:34 MONDAY, AUGUST 12, 1985 428

GENGPA	SYNTHETIC GPA			
	FREQUENCY	CUM FREQ	PERCENT	CUM PERCENT
3.604	5	14440	0.020	59.105
3.605	1	14441	0.004	59.109
3.606	4	14445	0.016	59.126
3.607	1	14446	0.004	59.130
3.608	1	14447	0.004	59.134
3.609	5	14452	0.020	59.154
3.61	4	14456	0.016	59.171
3.611	5	14461	0.020	59.191
3.612	3	14464	0.012	59.203
3.613	10	14474	0.041	59.244
3.614	2	14476	0.008	59.253
3.615	8	14484	0.033	59.285
3.616	1	14485	0.004	59.289
3.617	1	14486	0.004	59.294
3.618	3	14489	0.012	59.306
3.619	1	14490	0.004	59.310
3.62	3	14493	0.012	59.322
3.621	3	14496	0.012	59.334
3.622	5	14501	0.020	59.355
3.623	5	14506	0.020	59.375
3.624	2	14508	0.008	59.384
3.625	30	14538	0.123	59.506
3.626	1	14539	0.004	59.510
3.627	2	14541	0.008	59.519
3.628	4	14545	0.016	59.535
3.629	3	14548	0.012	59.547
3.63	5	14553	0.020	59.568
3.631	1	14554	0.004	59.572
3.632	7	14561	0.029	59.601
3.633	5	14566	0.020	59.621
3.634	3	14569	0.012	59.633
3.635	5	14574	0.020	59.654
3.636	9	14583	0.037	59.691
3.637	2	14585	0.008	59.699
3.639	1	14586	0.004	59.703
3.64	4	14590	0.016	59.719
3.641	3	14593	0.012	59.731
3.642	9	14602	0.037	59.768
3.643	9	14611	0.037	59.805
3.644	3	14614	0.012	59.817
3.645	3	14617	0.012	59.830
3.646	2	14619	0.008	59.838
3.647	10	14629	0.041	59.879
3.648	4	14633	0.016	59.895
3.649	6	14639	0.025	59.920
3.65	3	14642	0.012	59.932
3.651	4	14646	0.016	59.948
3.652	7	14653	0.029	59.977
3.653	4	14657	0.016	59.993
3.654	7	14664	0.029	60.022
3.655	1	14665	0.004	60.026
3.656	7	14672	0.029	60.055
3.657	3	14675	0.012	60.067
3.658	3	14678	0.012	60.079
3.659	2	14680	0.008	60.088

TRANSCRIPT-LEVEL FILE FREQUENCIES

17:34 MONDAY, AUGUST 12, 1985 429

GENGPA	SYNTHETIC GPA			
	FREQUENCY	CUM FREQ	PERCENT	CUM PERCENT
3.66	3	14683	0.012	60.100
3.661	5	14688	0.020	60.120
3.662	4	14692	0.016	60.137
3.663	3	14695	0.012	60.149
3.664	2	14697	0.008	60.157
3.665	1	14698	0.004	60.161
3.667	81	14779	0.332	60.493
3.669	2	14781	0.008	60.501
3.67	1	14782	0.004	60.505
3.671	1	14783	0.004	60.509
3.672	6	14789	0.025	60.534
3.673	2	14791	0.008	60.542
3.674	4	14795	0.016	60.558
3.675	4	14799	0.016	60.575
3.676	5	14804	0.020	60.595
3.677	5	14809	0.020	60.616
3.678	1	14810	0.004	60.620
3.679	4	14814	0.016	60.636
3.68	2	14816	0.008	60.644
3.681	3	14819	0.012	60.657
3.682	6	14825	0.025	60.681
3.684	12	14837	0.049	60.730
3.686	1	14838	0.004	60.734
3.687	2	14840	0.008	60.742
3.688	4	14844	0.016	60.759
3.689	4	14848	0.016	60.775
3.69	8	14856	0.033	60.808
3.691	4	14860	0.016	60.824
3.692	7	14867	0.029	60.853
3.693	1	14868	0.004	60.857
3.694	7	14875	0.029	60.886
3.695	2	14877	0.008	60.894
3.696	3	14880	0.012	60.906
3.697	6	14886	0.025	60.931
3.698	3	14889	0.012	60.943
3.699	5	14894	0.020	60.964
3.7	20	14914	0.082	61.045
3.701	3	14917	0.012	61.058
3.703	5	14922	0.020	61.078
3.704	1	14923	0.004	61.082
3.705	1	14924	0.004	61.086
3.706	8	14932	0.033	61.119
3.707	2	14934	0.008	61.127
3.708	6	14940	0.025	61.152
3.709	2	14942	0.008	61.160
3.71	8	14950	0.033	61.193
3.711	3	14953	0.012	61.205
3.712	3	14956	0.012	61.217
3.713	1	14957	0.004	61.221
3.714	9	14966	0.037	61.258
3.716	3	14969	0.012	61.271
3.717	2	14971	0.008	61.279
3.719	6	14977	0.025	61.303
3.72	5	14982	0.020	61.324
3.721	1	14983	0.004	61.328

483

GENGPA	SYNTHETIC GPA			
	FREQUENCY	CUM FREQ	PERCENT	CUM PERCENT
3.722	6	14989	0.025	61.352
3.723	3	14992	0.012	61.365
3.724	4	14996	0.016	61.381
3.725	4	15000	0.016	61.397
3.726	1	15001	0.004	61.401
3.727	11	15012	0.045	61.447
3.728	1	15013	0.004	61.451
3.729	4	15017	0.016	61.467
3.73	4	15021	0.016	61.483
3.731	5	15026	0.020	61.504
3.732	3	15029	0.012	61.516
3.733	8	15037	0.033	61.549
3.734	2	15039	0.008	61.557
3.735	6	15045	0.025	61.582
3.736	2	15047	0.008	61.590
3.737	4	15051	0.016	61.606
3.738	4	15055	0.016	61.623
3.739	1	15056	0.004	61.627
3.74	2	15058	0.008	61.635
3.741	2	15060	0.008	61.643
3.742	3	15063	0.012	61.655
3.743	1	15064	0.004	61.659
3.744	1	15065	0.004	61.663
3.745	3	15068	0.012	61.676
3.746	3	15071	0.012	61.688
3.747	6	15077	0.025	61.713
3.75	51	15128	0.209	61.921
3.752	4	15132	0.016	61.938
3.753	3	15135	0.012	61.950
3.754	1	15136	0.004	61.954
3.755	4	15140	0.016	61.970
3.756	5	15145	0.020	61.991
3.757	4	15149	0.016	62.007
3.758	5	15154	0.020	62.028
3.759	1	15155	0.004	62.032
3.76	4	15159	0.016	62.048
3.761	5	15164	0.020	62.069
3.762	6	15170	0.025	62.093
3.763	6	15176	0.025	62.118
3.764	2	15178	0.008	62.126
3.765	5	15183	0.020	62.146
3.766	2	15185	0.008	62.155
3.767	5	15190	0.020	62.175
3.768	1	15191	0.004	62.179
3.769	7	15198	0.029	62.208
3.77	2	15200	0.008	62.216
3.771	1	15201	0.004	62.220
3.772	1	15202	0.004	62.224
3.773	3	15205	0.012	62.237
3.774	2	15207	0.008	62.245
3.775	3	15210	0.012	62.257
3.776	1	15211	0.004	62.261
3.777	4	15215	0.016	62.277
3.778	13	15228	0.053	62.331
3.779	9	15237	0.037	62.367

TRANSCRIPT-LEVEL FILE FREQUENCIES

17:34 MONDAY, AUGUST 12, 1985 431

GENGPA	SYNTHETIC GPA			
	FREQUENCY	CUM FREQ	PERCENT	CUM PERCENT
3.78	2	15239	0.008	62.376
3.783	5	15244	0.020	62.396
3.784	5	15249	0.020	62.417
3.785	1	15250	0.004	62.421
3.786	5	15255	0.020	62.441
3.787	3	15258	0.012	62.453
3.788	3	15261	0.012	62.466
3.789	8	15269	0.033	62.498
3.79	1	15270	0.004	62.503
3.791	5	15275	0.020	62.523
3.792	3	15278	0.012	62.535
3.793	5	15283	0.020	62.556
3.794	3	15286	0.012	62.568
3.795	1	15287	0.004	62.572
3.796	4	15291	0.016	62.589
3.797	5	15296	0.020	62.609
3.798	1	15297	0.004	62.613
3.8	24	15321	0.098	62.711
3.802	2	15323	0.008	62.719
3.803	2	15325	0.008	62.728
3.804	5	15330	0.020	62.748
3.806	4	15334	0.016	62.765
3.807	3	15337	0.012	62.777
3.808	2	15339	0.008	62.785
3.809	4	15343	0.016	62.801
3.81	6	15349	0.025	62.826
3.811	3	15352	0.012	62.838
3.812	1	15353	0.004	62.842
3.813	11	15364	0.045	62.887
3.814	3	15367	0.012	62.900
3.815	4	15371	0.016	62.916
3.816	1	15372	0.004	62.920
3.817	1	15373	0.004	62.924
3.818	10	15383	0.041	62.965
3.82	4	15387	0.016	62.981
3.821	3	15390	0.012	62.994
3.823	1	15391	0.004	62.998
3.824	3	15394	0.012	63.010
3.825	4	15398	0.016	63.026
3.826	2	15400	0.008	63.035
3.827	3	15403	0.012	63.047
3.828	4	15407	0.016	63.063
3.829	2	15409	0.008	63.072
3.83	1	15410	0.004	63.076
3.831	1	15411	0.004	63.080
3.832	6	15417	0.025	63.104
3.833	19	15436	0.078	63.182
3.834	1	15437	0.004	63.186
3.835	1	15438	0.004	63.190
3.836	1	15439	0.004	63.194
3.837	3	15442	0.012	63.207
3.838	3	15445	0.012	63.219
3.839	4	15449	0.016	63.235
3.84	4	15453	0.016	63.252
3.841	1	15454	0.004	63.256

485

TRANSCRIPT-LEVEL FILE FREQUENCIES

17:34 MDNDAY, AUGUST 12, 1985 432

GENGPA	SYNTHETIC GPA			
	FREQUENCY	CUM FREQ	PERCENT	CUM PERCENT
3.842	8	15462	0.033	63.288
3.844	3	15465	0.012	63.301
3.845	3	15468	0.012	63.313
3.846	7	15475	0.029	63.342
3.847	3	15478	0.012	63.354
3.848	2	15480	0.008	63.362
3.849	2	15482	0.008	63.370
3.851	2	15484	0.008	63.378
3.852	4	15488	0.016	63.395
3.853	2	15490	0.008	63.403
3.854	1	15491	0.004	63.407
3.855	4	15495	0.016	63.424
3.856	2	15497	0.008	63.432
3.857	10	15507	0.041	63.473
3.858	3	15510	0.012	63.485
3.859	3	15513	0.012	63.497
3.86	2	15515	0.008	63.505
3.861	3	15518	0.012	63.518
3.862	6	15524	0.025	63.542
3.863	1	15525	0.004	63.546
3.864	6	15531	0.025	63.571
3.865	7	15538	0.029	63.600
3.867	7	15545	0.029	63.628
3.868	3	15548	0.012	63.640
3.87	3	15551	0.012	63.653
3.871	4	15555	0.016	63.669
3.872	2	15557	0.008	63.677
3.873	2	15559	0.008	63.685
3.875	7	15566	0.029	63.714
3.876	2	15568	0.008	63.722
3.877	1	15569	0.004	63.726
3.878	2	15571	0.008	63.735
3.879	1	15572	0.004	63.739
3.88	4	15576	0.016	63.755
3.881	2	15578	0.008	63.763
3.882	8	15586	0.033	63.796
3.883	1	15587	0.004	63.800
3.884	4	15591	0.016	63.816
3.885	4	15595	0.016	63.833
3.886	3	15598	0.012	63.845
3.887	5	15603	0.020	63.866
3.888	2	15605	0.008	63.874
3.889	16	15621	0.065	63.935
3.89	1	15622	0.004	63.943
3.891	4	15626	0.016	63.960
3.892	1	15627	0.004	63.964
3.893	4	15631	0.016	63.980
3.894	3	15634	0.012	63.992
3.895	5	15639	0.020	64.013
3.897	3	15642	0.012	64.025
3.898	2	15644	0.008	64.033
3.899	1	15645	0.004	64.037
3.9	10	15655	0.041	64.078
3.901	3	15658	0.012	64.091
3.902	4	15662	0.016	64.107

TRANSCRIPT-LEVEL FILE FREQUENCIES

17:34 MONDAY, AUGUST 12, 1985 433

GENGPA	SYNTHETIC GPA			
	FREQUENCY	CUM FREQ	PERCENT	CUM PERCENT
3.903	2	15664	0.008	64.115
3.904	2	15666	0.008	64.123
3.905	4	15670	0.016	64.140
3.906	3	15673	0.012	64.152
3.907	2	15675	0.008	64.160
3.908	1	15676	0.004	64.164
3.909	7	15683	0.029	64.193
3.91	4	15687	0.016	64.209
3.911	1	15688	0.004	64.213
3.912	4	15692	0.016	64.230
3.914	1	15693	0.004	64.234
3.915	1	15694	0.004	64.238
3.917	8	15702	0.033	64.271
3.918	1	15703	0.004	64.275
3.919	3	15706	0.012	64.287
3.92	3	15709	0.012	64.299
3.922	3	15712	0.012	64.312
3.923	5	15717	0.020	64.332
3.925	3	15720	0.012	64.344
3.926	1	15721	0.004	64.349
3.927	2	15723	0.008	64.357
3.928	1	15724	0.004	64.361
3.929	7	15731	0.029	64.390
3.93	1	15732	0.004	64.394
3.931	7	15739	0.029	64.422
3.933	4	15743	0.016	64.439
3.935	2	15745	0.008	64.447
3.936	1	15746	0.004	64.451
3.937	4	15750	0.016	64.467
3.938	7	15757	0.029	64.496
3.939	2	15759	0.008	64.504
3.94	1	15760	0.004	64.508
3.941	1	15761	0.004	64.512
3.942	3	15764	0.012	64.525
3.943	2	15766	0.008	64.533
3.944	1	15767	0.004	64.537
3.946	2	15769	0.008	64.545
3.947	4	15773	0.016	64.561
3.949	1	15774	0.004	64.566
3.95	2	15776	0.008	64.574
3.951	2	15778	0.008	64.582
3.952	3	15781	0.012	64.594
3.955	1	15782	0.004	64.598
3.956	1	15783	0.004	64.602
3.957	3	15786	0.012	64.615
3.958	2	15788	0.008	64.623
3.959	1	15789	0.004	64.627
3.962	2	15791	0.008	64.635
3.963	1	15792	0.004	64.639
3.966	2	15794	0.008	64.647
3.967	2	15796	0.008	64.656
3.969	1	15797	0.004	64.660
3.971	3	15800	0.012	64.672
3.972	1	15801	0.004	64.676
3.973	1	15802	0.004	64.680

487

TRANSCRIPT-LEVEL FILE FREQUENCIES

17:34 MONDAY, AUGUST 12, 1985 434

GENGPA	SYNTHETIC GPA			
	FREQUENCY	CUM FREQ	PERCENT	CUM PERCENT
3.975	1	15803	0.004	64.684
3.976	1	15804	0.004	64.688
3.977	1	15805	0.004	64.692
3.978	1	15806	0.004	64.696
3.979	2	15808	0.008	64.705
3.982	1	15809	0.004	64.709
3.985	1	15810	0.004	64.713
3.988	1	15811	0.004	64.717
3.992	1	15812	0.004	64.721
4	644	16456	2.636	67.357
MISSING/ZERO	7975	24431	32.643	100.000

TRANSCRIPT-LEVEL FILE FREQUENCIES

17:34 MONDAY, AUGUST 12, 1985 435

TCREDA	TOT. CRED. ATTEMPTED			
	FREQUENCY	CUM FREQ	PERCENT	CUM PERCENT
1	68	68	0.278	0.278
2	96	164	0.393	0.671
3	532	696	2.178	2.849
4	221	917	0.905	3.753
5	145	1062	0.594	4.347
6	445	1507	1.821	6.168
7	127	1634	0.520	6.688
8	179	1813	0.733	7.421
9	263	2076	1.077	8.497
10	171	2247	0.700	9.197
11	109	2356	0.446	9.643
12	319	2675	1.306	10.949
13	169	2844	0.692	11.641
14	165	3009	0.675	12.316
15	297	3306	1.216	13.532
16	230	3536	0.941	14.473
17	138	3674	0.565	15.038
18	161	3835	0.659	15.697
19	101	3936	0.413	16.111
20	93	4029	0.381	16.491
21	137	4166	0.561	17.052
22	95	4261	0.389	17.441
23	93	4354	0.381	17.822
24	172	4526	0.704	18.526
25	113	4639	0.463	18.988
26	134	4773	0.548	19.537
27	192	4965	0.786	20.323
28	179	5144	0.733	21.055
29	159	5303	0.651	21.706
30	272	5575	1.113	22.819
31	128	5703	0.524	23.343
32	197	5900	0.806	24.150
33	213	6113	0.872	25.021
34	122	6235	0.499	25.521
35	122	6357	0.499	26.020
36	174	6531	0.712	26.732
37	109	6640	0.446	27.179
38	100	6740	0.409	27.588
39	122	6862	0.499	28.087
40	101	6963	0.413	28.501
41	105	7068	0.430	28.930
42	98	7166	0.401	29.332
43	98	7264	0.401	29.733
44	94	7358	0.385	30.117
45	125	7483	0.512	30.629
46	119	7602	0.487	31.116
47	84	7686	0.344	31.460
48	140	7826	0.573	32.033
49	80	7906	0.327	32.361
50	93	7999	0.381	32.741
51	97	8096	0.397	33.138
52	83	8179	0.340	33.478
53	86	8265	0.352	33.830
54	99	8364	0.405	34.235

489

TRANSCRIPT-LEVEL FILE FREQUENCIES

17:34 MONDAY, AUGUST 12, 1985 436

TCREOA	TOT. CRED. ATTEMPTED		PERCENT	CUM PERCENT
	FREQUENCY	CUM FREQ		
55	78	8442	0.319	34.554
56	84	8526	0.344	34.898
57	109	8635	0.446	35.344
58	105	8740	0.430	35.774
59	89	8829	0.364	36.139
60	184	9013	0.753	36.892
61	108	9121	0.442	37.334
62	147	9268	0.602	37.935
63	140	9408	0.573	38.508
64	147	9555	0.602	39.110
65	145	9700	0.594	39.704
66	171	9871	0.700	40.404
67	116	9987	0.475	40.878
68	109	10096	0.446	41.325
69	123	10219	0.503	41.828
70	108	10327	0.442	42.270
71	101	10428	0.413	42.683
72	111	10539	0.454	43.138
73	72	10611	0.295	43.433
74	96	10707	0.393	43.825
75	81	10788	0.332	44.157
76	82	10870	0.336	44.493
77	68	10938	0.278	44.771
78	72	11010	0.295	45.066
79	71	11081	0.291	45.356
80	85	11166	0.348	45.704
81	73	11239	0.299	46.003
82	70	11309	0.287	46.290
83	62	11371	0.254	46.543
84	65	11436	0.266	46.809
85	70	11506	0.287	47.096
86	74	11580	0.303	47.399
87	59	11639	0.241	47.640
88	56	11695	0.229	47.870
89	52	11747	0.213	48.082
90	76	11823	0.311	48.393
91	72	11895	0.295	48.688
92	82	11977	0.336	49.024
93	80	12057	0.327	49.351
94	69	12126	0.282	49.634
95	66	12192	0.270	49.904
96	74	12266	0.303	50.207
97	79	12345	0.323	50.530
98	69	12414	0.282	50.812
99	73	12487	0.299	51.111
100	64	12551	0.262	51.373
101	66	12617	0.270	51.643
102	67	12684	0.274	51.918
103	52	12736	0.213	52.130
104	66	12802	0.270	52.401
105	51	12853	0.209	52.609
106	61	12914	0.250	52.859
107	55	12969	0.225	53.084
108	58	13027	0.237	53.322
109	48	13075	0.196	53.518

TRANSCRIPT-LEVEL FILE FREQUENCIES

17:34 MONDAY, AUGUST 12, 1985 437

TCREDA	TDT. CRED. ATTEMPTED			CUM PERCENT
	FREQUENCY	CUM FREQ	PERCENT	
110	43	13118	0.176	53.694
111	42	13160	0.172	53.866
112	45	13205	0.184	54.050
113	48	13253	0.196	54.247
114	52	13305	0.213	54.459
115	52	13357	0.213	54.672
116	53	13410	0.217	54.889
117	46	13456	0.188	55.078
118	66	13522	0.270	55.348
119	60	13582	0.246	55.593
120	92	13674	0.377	55.970
121	61	13735	0.250	56.220
122	77	13812	0.315	56.535
123	75	13887	0.307	56.842
124	110	13997	0.450	57.292
125	108	14105	0.442	57.734
126	110	14215	0.450	58.184
127	78	14293	0.319	58.504
128	126	14419	0.516	59.019
129	99	14518	0.405	59.425
130	101	14619	0.413	59.838
131	99	14718	0.405	60.243
132	84	14802	0.344	60.587
133	93	14895	0.381	60.968
134	76	14971	0.311	61.279
135	69	15040	0.282	61.561
136	71	15111	0.291	61.852
137	76	15187	0.311	62.163
138	61	15248	0.250	62.413
139	41	15289	0.168	62.580
140	52	15341	0.213	62.793
141	47	15388	0.192	62.986
142	41	15429	0.168	63.153
143	43	15472	0.176	63.329
144	40	15512	0.164	63.493
145	31	15543	0.127	63.620
146	36	15579	0.147	63.767
147	33	15612	0.135	63.902
148	46	15658	0.188	64.091
149	31	15689	0.127	64.218
150	26	15715	0.106	64.324
151	30	15745	0.123	64.447
152	33	15778	0.135	64.582
153	26	15804	0.106	64.688
154	40	15844	0.164	64.852
155	27	15871	0.111	64.963
156	29	15900	0.119	65.081
157	27	15927	0.111	65.192
158	20	15947	0.082	65.274
159	24	15971	0.098	65.372
160	23	15994	0.094	65.466
161	16	16010	0.065	65.531
162	23	16033	0.094	65.626
163	23	16056	0.094	65.720
164	27	16083	0.111	65.830

491

TRANSCRIPT-LEVEL FILE FREQUENCIES

17:34 MONDAY, AUGUST 12, 1985 438

TCREDA	TOT. CRED. ATTEMPTED			
	FREQUENCY	CUM FREQ	PERCENT	CUM PERCENT
165	23	16106	0.094	65.924
166	28	16134	0.115	66.039
167	18	16152	0.074	66.113
168	27	16179	0.111	66.223
169	20	16199	0.082	66.305
170	15	16214	0.061	66.367
171	15	16229	0.061	66.428
172	19	16248	0.078	66.506
173	20	16268	0.082	66.588
174	21	16289	0.086	66.673
175	24	16313	0.098	66.772
176	13	16326	0.053	66.825
177	21	16347	0.086	66.911
178	26	16373	0.106	67.017
179	10	16383	0.041	67.058
180	19	16402	0.078	67.136
181	20	16422	0.082	67.218
182	21	16443	0.086	67.304
183	21	16464	0.086	67.390
184	20	16484	0.082	67.472
185	19	16503	0.078	67.549
186	23	16526	0.094	67.644
187	22	16548	0.090	67.734
188	19	16567	0.078	67.811
189	26	16593	0.106	67.918
190	25	16618	0.102	68.020
191	23	16641	0.094	68.114
192	26	16667	0.106	68.221
193	27	16694	0.111	68.331
194	16	16710	0.065	68.397
195	14	16724	0.057	68.454
196	17	16741	0.070	68.524
197	19	16760	0.078	68.601
198	24	16784	0.098	68.700
199	18	16802	0.074	68.773
200	14	16816	0.057	68.821
201	21	16837	0.086	68.917
202	15	16852	0.061	68.978
203	13	16865	0.053	69.031
204	9	16874	0.037	69.068
205	16	16890	0.065	69.133
206	18	16908	0.074	69.207
207	11	16919	0.045	69.252
208	8	16927	0.033	69.285
209	13	16940	0.053	69.338
210	13	16953	0.053	69.391
211	17	16970	0.070	69.461
212	8	16978	0.033	69.494
213	9	16987	0.037	69.531
214	10	16997	0.041	69.571
215	7	17004	0.029	69.600
216	13	17017	0.053	69.653
217	4	17021	0.016	69.670
218	7	17028	0.029	69.698
219	2	17030	0.008	69.707

492

TRANSCRIPT-LEVEL FILE FREQUENCIES

17:34 MONDAY, AUGUST 12, 1985 439

TCREDA	TDT. CRED. ATTEMPTED			
	FREQUENCY	CUM FREQ	PERCENT	CUM PERCENT
220	12	17042	0.049	69.756
221	4	17046	0.016	69.772
222	8	17054	0.033	69.805
223	9	17063	0.037	69.842
224	8	17071	0.033	69.874
225	6	17077	0.025	69.899
226	5	17082	0.020	69.919
227	5	17087	0.020	69.940
228	5	17092	0.020	69.960
229	4	17096	0.016	69.977
230	8	17104	0.033	70.009
231	4	17108	0.016	70.026
232	5	17113	0.020	70.046
233	5	17118	0.020	70.067
234	4	17122	0.016	70.083
235	5	17127	0.020	70.104
236	4	17131	0.016	70.120
237	5	17136	0.020	70.140
238	3	17139	0.012	70.153
239	4	17143	0.016	70.169
240	3	17146	0.012	70.181
241	1	17147	0.004	70.185
242	4	17151	0.016	70.202
243	4	17155	0.016	70.218
244	5	17160	0.020	70.239
245	4	17164	0.016	70.255
246	5	17169	0.020	70.275
247	4	17173	0.016	70.292
248	4	17177	0.016	70.308
249	5	17182	0.020	70.329
250	4	17186	0.016	70.345
251	2	17188	0.008	70.353
252	4	17192	0.016	70.370
253	1	17193	0.004	70.374
254	3	17196	0.012	70.386
255	2	17198	0.008	70.394
256	1	17199	0.004	70.398
257	5	17204	0.020	70.419
258	6	17210	0.025	70.443
259	2	17212	0.008	70.451
260	4	17216	0.016	70.468
261	3	17219	0.012	70.480
263	2	17221	0.008	70.488
264	4	17225	0.016	70.505
265	5	17230	0.020	70.525
266	1	17231	0.004	70.529
267	4	17235	0.016	70.546
269	2	17237	0.008	70.554
270	4	17241	0.016	70.570
271	2	17243	0.008	70.578
272	1	17244	0.004	70.582
273	2	17246	0.008	70.591
274	2	17248	0.008	70.599
276	1	17249	0.004	70.603
277	1	17250	0.004	70.607

493

TRANSCRIPT-LEVEL FILE FREQUENCIES

17:34 MONDAY, AUGUST 12, 1985 440

TCREDA	TOT. CRED. ATTEMPTED			CUM PERCENT
	FREQUENCY	CUM FREQ	PERCENT	
278	3	17253	0.012	70.619
279	1	17254	0.004	70.623
280	3	17257	0.012	70.636
281	1	17258	0.004	70.644
284	1	17259	0.004	70.644
285	2	17261	0.008	70.652
286	4	17265	0.016	70.668
289	1	17266	0.004	70.673
290	1	17267	0.004	70.677
291	2	17269	0.008	70.685
292	1	17270	0.004	70.689
293	2	17272	0.008	70.697
294	1	17273	0.004	70.701
295	2	17275	0.008	70.709
301	1	17276	0.004	70.713
307	1	17277	0.004	70.718
309	1	17278	0.004	70.722
312	1	17279	0.004	70.726
315	2	17281	0.008	70.734
319	2	17283	0.008	70.742
324	1	17284	0.004	70.746
326	1	17285	0.004	70.750
338	2	17287	0.008	70.758
340	1	17288	0.004	70.763
341	2	17290	0.008	70.771
350	1	17291	0.004	70.775
352	1	17292	0.004	70.779
353	1	17293	0.004	70.783
356	1	17294	0.004	70.787
360	1	17295	0.004	70.791
374	1	17296	0.004	70.795
387	1	17297	0.004	70.799
398	1	17298	0.004	70.803
402	1	17299	0.004	70.808
432	1	17300	0.004	70.812
440	1	17301	0.004	70.816
474	1	17302	0.004	70.820
499	1	17303	0.004	70.824
*>=991	1	17304	0.004	70.828
*MISS/NONE	7127	24431	29.172	100.000

TRANSCRIPT-LEVEL FILE FREQUENCIES

17:34 MONDAY, AUGUST 12, 1985 441

TCREDE	TOT. CRED. EARNED			
	FREQUENCY	CUM FREQ	PERCENT	CUM PERCENT
1	100	100	0.409	0.409
2	127	227	0.520	0.929
3	661	888	2.706	3.635
4	263	1151	1.077	4.711
5	165	1316	0.675	5.387
6	450	1766	1.842	7.229
7	144	1910	0.589	7.818
8	192	2102	0.786	8.604
9	301	2403	1.232	9.836
10	210	2613	0.860	10.695
11	123	2736	0.503	11.199
12	345	3081	1.412	12.611
13	189	3270	0.774	13.385
14	160	3430	0.655	14.040
15	273	3703	1.117	15.157
16	199	3902	0.815	15.972
17	134	4036	0.548	16.520
18	201	4237	0.823	17.343
19	109	4346	0.446	17.789
20	138	4484	0.565	18.354
21	159	4643	0.651	19.005
22	93	4736	0.381	19.385
23	104	4840	0.426	19.811
24	174	5014	0.712	20.523
25	136	5150	0.557	21.080
26	122	5272	0.499	21.579
27	181	5453	0.741	22.320
28	161	5614	0.659	22.979
29	148	5762	0.606	23.585
30	223	5985	0.913	24.498
31	127	6112	0.520	25.017
32	181	6293	0.741	25.758
33	196	6489	0.802	26.561
34	104	6593	0.426	26.986
35	117	6710	0.479	27.465
36	168	6878	0.688	28.153
37	88	6966	0.360	28.513
38	88	7054	0.360	28.873
39	83	7137	0.340	29.213
40	110	7247	0.450	29.663
41	85	7332	0.348	30.011
42	95	7427	0.389	30.400
43	90	7517	0.368	30.768
44	96	7613	0.393	31.161
45	123	7736	0.503	31.665
46	113	7849	0.463	32.127
47	79	7928	0.323	32.451
48	124	8052	0.508	32.958
49	82	8134	0.336	33.294
50	88	8222	0.360	33.654
51	99	8321	0.405	34.059
52	88	8409	0.360	34.419
53	84	8493	0.344	34.763
54	105	8598	0.430	35.193

495

TRANSCRIPT-LEVEL FILE FREQUENCIES

17:34 MONDAY, AUGUST 12, 1985 442

TCREOE	TOT. CRED. EARNED			
	FREQUENCY	CUM FREQ	PERCENT	CUM PERCENT
55	86	8684	0.352	35.545
56	83	8767	0.340	35.885
57	108	8875	0.442	36.327
58	91	8966	0.372	36.699
59	87	9053	0.356	37.055
60	200	9253	0.819	37.874
61	120	9373	0.491	38.365
62	149	9522	0.610	38.975
63	130	9652	0.532	39.507
64	153	9805	0.626	40.133
65	152	9957	0.622	40.756
66	164	10121	0.671	41.427
67	132	10253	0.540	41.967
68	107	10360	0.438	42.405
69	115	10475	0.471	42.876
70	91	10566	0.372	43.248
71	88	10654	0.360	43.609
72	111	10765	0.454	44.063
73	73	10838	0.299	44.362
74	90	10928	0.368	44.730
75	70	10998	0.287	45.017
76	72	11070	0.295	45.311
77	67	11137	0.274	45.586
78	57	11194	0.233	45.819
79	60	11254	0.246	46.064
80	67	11321	0.274	46.339
81	65	11386	0.266	46.605
82	55	11441	0.225	46.830
83	56	11497	0.229	47.059
84	60	11557	0.246	47.305
85	67	11624	0.274	47.579
86	64	11688	0.262	47.841
87	62	11750	0.254	48.095
88	60	11810	0.246	48.340
89	58	11868	0.237	48.578
90	96	11964	0.393	48.971
91	70	12034	0.287	49.257
92	77	12111	0.315	49.572
93	67	12178	0.274	49.847
94	53	12231	0.217	50.063
95	56	12287	0.229	50.293
96	78	12365	0.319	50.612
97	72	12437	0.295	50.907
98	64	12501	0.262	51.169
99	62	12563	0.254	51.422
100	52	12615	0.213	51.635
101	55	12670	0.225	51.860
102	71	12741	0.291	52.151
103	54	12795	0.221	52.372
104	65	12860	0.266	52.638
105	50	12910	0.205	52.843
106	52	12962	0.213	53.056
107	40	13002	0.164	53.219
108	47	13049	0.192	53.412
109	48	13097	0.196	53.608

TRANSCRIPT-LEVEL FILE FREQUENCIES

17:34 MONDAY, AUGUST 12, 1985 443

TCREDE	TOT. CRED. EARNED			
	FREQUENCY	CUM FREQ	PERCENT	CUM PERCENT
110	52	13149	0.213	53.821
111	45	13194	0.184	54.005
112	42	13236	0.172	54.177
113	43	13279	0.176	54.353
114	57	13336	0.233	54.586
115	58	13394	0.237	54.824
116	56	13450	0.229	55.053
117	50	13500	0.205	55.258
118	64	13564	0.262	55.520
119	57	13621	0.233	55.753
120	102	13723	0.418	56.170
121	77	13800	0.315	56.486
122	82	13882	0.336	56.821
123	89	13971	0.364	57.186
124	124	14095	0.508	57.693
125	102	14197	0.418	58.111
126	111	14308	0.454	58.565
127	92	14400	0.377	58.942
128	140	14540	0.573	59.515
129	97	14637	0.357	59.912
130	93	14730	0.381	60.292
131	86	14816	0.352	60.644
132	73	14889	0.299	60.943
133	83	14972	0.340	61.283
134	71	15043	0.291	61.573
135	65	15108	0.266	61.839
136	58	15166	0.237	62.077
137	52	15218	0.213	62.290
138	43	15261	0.176	62.466
139	32	15293	0.131	62.597
140	45	15338	0.184	62.781
141	43	15381	0.176	62.957
142	32	15413	0.131	63.088
143	38	15451	0.156	63.243
144	39	15490	0.160	63.403
145	35	15525	0.143	63.546
146	22	15547	0.090	63.636
147	32	15579	0.131	63.767
148	31	15610	0.127	63.894
149	16	15626	0.065	63.960
150	16	15642	0.065	64.025
151	22	15664	0.090	64.115
152	32	15696	0.131	64.246
153	16	15712	0.065	64.312
154	25	15737	0.102	64.414
155	24	15761	0.098	64.512
156	27	15788	0.111	64.623
157	18	15806	0.074	64.696
158	17	15823	0.070	64.766
159	18	15841	0.074	64.840
160	16	15857	0.065	64.905
161	20	15877	0.082	64.987
162	25	15902	0.102	65.089
163	16	15918	0.065	65.155
164	27	15945	0.111	65.265

497

TRANSCRIPT-LEVEL FILE FREQUENCIES

17:34 MONDAY, AUGUST 12, 1985 444

TCREOE	TOT. CRED. EARNED			
	FREQUENCY	CUM FREQ	PERCENT	CUM PERCENT
165	14	15959	0.057	65.323
166	18	15977	0.074	65.396
167	15	15992	0.061	65.458
168	16	16008	0.065	65.523
169	15	16023	0.061	65.585
170	12	16035	0.049	65.634
171	16	16051	0.065	65.699
172	19	16070	0.078	65.777
173	7	16077	0.029	65.806
174	19	16096	0.078	65.884
175	15	16111	0.061	65.945
176	12	16123	0.049	65.994
177	21	16144	0.086	66.080
178	22	16166	0.090	66.170
179	15	16181	0.061	66.231
180	30	16211	0.123	66.354
181	23	16234	0.094	66.448
182	24	16258	0.098	66.547
183	14	16272	0.057	66.604
184	20	16292	0.082	66.686
185	19	16311	0.078	66.764
186	21	16332	0.086	66.849
187	25	16357	0.102	66.952
188	20	16377	0.082	67.034
189	21	16398	0.086	67.120
190	22	16420	0.090	67.210
191	18	16438	0.074	67.283
192	29	16467	0.119	67.402
193	22	16489	0.090	67.492
194	17	16506	0.070	67.562
195	20	16526	0.082	67.644
196	15	16541	0.061	67.705
197	19	16560	0.078	67.783
198	16	16576	0.065	67.848
199	17	16593	0.070	67.918
200	16	16609	0.065	67.983
201	11	16620	0.045	68.028
202	11	16631	0.045	68.073
203	5	16636	0.020	68.094
204	10	16646	0.041	68.135
205	7	16653	0.029	68.163
206	11	16664	0.045	68.208
207	16	16680	0.065	68.274
208	9	16689	0.037	68.311
209	7	16696	0.029	68.339
210	7	16703	0.029	68.368
211	10	16713	0.041	68.409
212	8	16721	0.033	68.442
213	11	16732	0.045	68.487
214	9	16741	0.037	68.524
215	2	16743	0.008	68.532
216	5	16748	0.020	68.552
217	3	16751	0.012	68.565
218	2	16753	0.008	68.573
219	1	16754	0.004	68.577

TRANSCRIPT-LEVEL FILE FREQUENCIES

17:34 MONDAY, AUGUST 12, 1985 445

TCREDE	TOT. CRED. EARNED			
	FREQUENCY	CUM FREQ	PERCENT	CUM PERCENT
220	8	16762	0.033	68.610
222	3	16765	0.012	68.622
223	5	16770	0.020	68.642
224	3	16773	0.012	68.655
225	5	16778	0.020	68.675
226	3	16781	0.012	68.687
227	4	16785	0.016	68.704
228	3	16788	0.012	68.716
229	8	16796	0.033	68.749
230	7	16803	0.029	68.777
231	5	16808	0.020	68.798
232	6	16814	0.025	68.822
234	5	16819	0.020	68.843
235	2	16821	0.008	68.851
236	2	16823	0.008	68.859
237	3	16826	0.012	68.872
238	1	16827	0.004	68.876
239	5	16832	0.020	68.896
240	2	16834	0.008	68.904
241	2	16836	0.008	68.912
242	1	16837	0.004	68.917
243	5	16842	0.020	68.937
244	3	16845	0.012	68.949
245	3	16848	0.012	68.962
246	3	16851	0.012	68.974
247	5	16856	0.020	68.994
248	5	16861	0.020	69.015
249	2	16863	0.008	69.023
250	1	16864	0.004	69.027
251	1	16865	0.004	69.031
252	5	16870	0.020	69.052
253	4	16874	0.016	69.068
254	1	16875	0.004	69.072
256	2	16877	0.008	69.080
257	3	16880	0.012	69.093
258	4	16884	0.016	69.109
259	1	16885	0.004	69.113
260	2	16887	0.008	69.121
261	2	16889	0.008	69.129
263	1	16890	0.004	69.133
264	1	16891	0.004	69.138
265	1	16892	0.004	69.142
266	3	16895	0.012	69.154
267	2	16897	0.008	69.162
269	2	16899	0.008	69.170
270	2	16901	0.008	69.179
271	3	16904	0.012	69.191
273	2	16906	0.008	69.199
274	2	16908	0.008	69.207
276	1	16909	0.004	69.211
277	1	16910	0.004	69.215
278	2	16912	0.008	69.224
279	1	16913	0.004	69.228
280	1	16914	0.004	69.232
281	2	16916	0.008	69.240

499

TRANSCRIPT-LEVEL FILE FREQUENCIES

17:34 MONDAY, AUGUST 12, 1985 446

TCREDE	TOT. CRED. EARNED			CUM PERCENT
	FREQUENCY	CUM FREQ	PERCENT	
283	2	16918	0.008	69.248
289	1	16919	0.004	69.252
290	1	16920	0.004	69.256
293	1	16921	0.004	69.260
301	1	16922	0.004	69.264
307	1	16923	0.004	69.269
312	1	16924	0.004	69.273
315	1	16925	0.004	69.277
317	1	16926	0.004	69.281
326	1	16927	0.004	69.285
328	1	16928	0.004	69.289
336	1	16929	0.004	69.293
338	2	16931	0.008	69.301
340	1	16932	0.004	69.305
341	1	16933	0.004	69.309
348	1	16934	0.004	69.314
360	1	16935	0.004	69.318
374	1	16936	0.004	69.322
391	1	16937	0.004	69.326
402	1	16938	0.004	69.330
431	1	16939	0.004	69.334
435	1	16940	0.004	69.338
442	1	16941	0.004	69.342
499	1	16942	0.004	69.346
*>=991	1	16943	0.004	69.350
*MISS/NONE	7488	24431	30.650	100.000

500

TERM-LEVEL FILE FREQUENCIES

17:34 MONDAY, AUGUST 12, 1985 447

RECTYPE3	RECORD TYPE INDICATR			
	FREQUENCY	CUM FREQ	PERCENT	CUM PERCENT
TERM	122584	122584	100.000	100.000

TRANSDUM	TRANSCRIPT NUMBER			
	FREQUENCY	CUM FREQ	PERCENT	CUM PERCENT
1	78112	78112	63.721	63.721
2	33385	111497	27.234	90.956
3	9108	120605	7.430	98.386
4	1673	122278	1.365	99.750
5	272	122550	0.222	99.972
6	34	122584	0.028	100.000

TERMNUM	TERM # ON TRNSCRIPT			
	FREQUENCY	CUM FREQ	PERCENT	CUM PERCENT
1	19033	19033	15.526	15.526
2	16385	35418	13.366	28.893
3	14184	49602	11.571	40.464
4	12451	62053	10.157	50.621
5	10679	72732	8.712	59.332
6	9372	82104	7.645	66.978
7	8026	90130	6.547	73.525
8	6987	97117	5.700	79.225
9	5744	102861	4.686	83.911
10	4589	107450	3.744	87.654
11	3666	111116	2.991	90.645
12	2929	114045	2.389	93.034
13	2147	116192	1.751	94.786
14	1591	117783	1.298	96.084
15	1206	118989	0.984	97.067
16	905	119894	0.738	97.806
17	672	120566	0.548	98.354
18	513	121079	0.418	98.772
19	382	121461	0.312	99.084
20	295	121756	0.241	99.325
21	230	121986	0.188	99.512
22	164	122150	0.134	99.646
23	126	122276	0.103	99.749
24	91	122367	0.074	99.823
25	68	122435	0.055	99.878
26	47	122482	0.038	99.917
27	30	122512	0.024	99.941
28	23	122535	0.019	99.960
29	18	122553	0.015	99.975
30	13	122566	0.011	99.985
31	8	122574	0.007	99.992
32	6	122580	0.005	99.997
33	2	122582	0.002	99.998
34	1	122583	0.001	99.999
35	1	122584	0.001	100.000

501

TERM-LEVEL FILE FREQUENCIES

17:34 MONDAY, AUGUST 12, 1985 448

SORTDATE	DATE OF TERM (YYMM)			
	FREQUENCY	CUM FREQ	PERCENT	CUM PERCENT
7201	340	340	0.277	0.277
7202	5	345	0.004	0.281
7203	6	351	0.005	0.286
7204	77	428	0.063	0.349
7205	39	467	0.032	0.381
7206	713	1180	0.582	0.963
7207	236	1416	0.193	1.155
7208	106	1522	0.086	1.242
7209	9895	11417	8.072	9.314
7210	158	11575	0.129	9.443
7211	30	11605	0.024	9.467
7212	32	11637	0.026	9.493
7299	733	12370	0.598	10.091
7301	9182	21552	7.490	17.581
7302	50	21602	0.041	17.622
7303	33	21635	0.027	17.649
7304	2357	23992	1.923	19.572
7305	31	24023	0.025	19.597
7306	1506	25529	1.229	20.826
7307	574	26103	0.468	21.294
7308	39	26142	0.032	21.326
7309	8256	34398	6.735	28.061
7310	41	34439	0.033	28.094
7311	14	34453	0.011	28.106
7312	13	34466	0.011	28.116
7399	240	34706	0.196	28.312
7401	7976	42682	6.507	34.819
7402	25	42707	0.020	34.839
7403	19	42726	0.015	34.854
7404	2069	44795	1.688	36.542
7405	37	44832	0.030	36.572
7406	1670	46502	1.362	37.935
7407	639	47141	0.521	38.456
7408	32	47173	0.026	38.482
7409	7034	54207	5.738	44.220
7410	24	54231	0.020	44.240
7411	12	54243	0.010	44.250
7412	15	54258	0.012	44.262
7499	167	54425	0.136	44.398
7501	6776	61201	5.528	49.926
7502	17	61218	0.014	49.940
7503	15	61233	0.012	49.952
7504	1850	63083	1.509	51.461
7505	43	63126	0.035	51.496
7506	1797	64923	1.466	52.962
7507	752	65675	0.613	53.576
7508	25	65700	0.020	53.596
7509	6325	72025	5.160	58.756
7510	39	72064	0.032	58.787
7511	11	72075	0.009	58.796
7512	16	72091	0.013	58.809
7599	153	72244	0.125	58.934
7601	6167	78411	5.031	63.965
7602	18	78429	0.015	63.980

TERM-LEVEL FILE FREQUENCIES

17:34 MONDAY, AUGUST 12, 1985 449

SORTDATE	DATE OF TERM (YYMM)			CUM PERCENT
	FREQUENCY	CUM FREQ	PERCENT	
7603	23	78452	0.019	63.999
7604	1592	80044	1.299	65.297
7605	43	80087	0.035	65.332
7606	1356	81443	1.106	66.439
7607	610	82053	0.498	66.936
7608	25	82078	0.020	66.957
7609	4155	86233	3.390	70.346
7610	15	86248	0.012	70.358
7611	9	86257	0.007	70.366
7612	10	86267	0.008	70.374
7699	125	86392	0.102	70.476
7701	3682	90074	3.004	73.479
7702	17	90091	0.014	73.493
7703	11	90102	0.009	73.502
7704	998	91100	0.814	74.316
7705	28	91128	0.023	74.339
7706	974	92102	0.795	75.134
7707	481	92583	0.392	75.526
7708	28	92611	0.023	75.549
7709	2832	95443	2.310	77.859
7710	14	95457	0.011	77.871
7711	7	95464	0.006	77.876
7712	9	95473	0.007	77.884
7799	72	95545	0.059	77.942
7801	2628	98173	2.144	80.086
7802	11	98184	0.009	80.095
7803	16	98200	0.013	80.108
7804	699	98899	0.570	80.679
7805	19	98918	0.015	80.694
7806	742	99660	0.605	81.299
7807	389	100049	0.317	81.617
7808	23	100072	0.019	81.635
7809	2296	102368	1.873	83.508
7810	16	102384	0.013	83.522
7811	6	102390	0.005	83.526
7812	4	102394	0.003	83.530
7899	58	102452	0.047	83.577
7901	2150	104602	1.754	85.331
7902	15	104617	0.012	85.343
7903	10	104627	0.008	85.351
7904	586	105213	0.478	85.829
7905	19	105232	0.015	85.845
7906	661	105893	0.539	86.384
7907	325	106218	0.265	86.649
7908	14	106232	0.011	86.661
7909	1981	108213	1.616	88.277
7910	9	108222	0.007	88.284
7911	11	108233	0.009	88.293
7912	10	108243	0.008	88.301
7999	64	108307	0.052	88.353
8001	1691	109998	1.379	89.733
8002	14	110012	0.011	89.744
8003	9	110021	0.007	89.752
8004	444	110465	0.362	90.114
8005	11	110476	0.009	90.123

503

TERM-LEVEL FILE FREQUENCIES

17:34 MONDAY, AUGUST 12, 1985 450

SORTDATE	DATE OF TERM (YYMM)		PERCFNT	CUM PERCENT
	FREQUENCY	CUM FREQ		
8006	487	110963	0.397	90.520
8007	236	111199	0.193	90.712
8008	8	111207	0.007	90.719
8009	1275	112482	1.040	91.759
8010	6	112488	0.005	91.764
8011	6	112494	0.005	91.769
8012	4	112498	0.003	91.772
8099	26	112524	0.021	91.793
8101	1117	113641	0.911	92.705
8102	4	113645	0.003	92.708
8103	3	113648	0.002	92.710
8104	274	113922	0.224	92.934
8105	11	113933	0.009	92.943
8106	308	114241	0.251	93.194
8107	143	114384	0.117	93.311
8108	5	114389	0.004	93.315
8109	843	115232	0.688	94.002
8110	1	115233	0.001	94.003
8111	5	115238	0.004	94.007
8112	3	115241	0.002	94.010
8199	13	115254	0.011	94.020
8201	763	116017	0.622	94.643
8202	5	116022	0.004	94.647
8203	1	116023	0.001	94.648
8204	185	116208	0.151	94.799
8205	4	116212	0.003	94.802
8206	216	116428	0.176	94.978
8207	96	116524	0.078	95.056
8208	5	116529	0.004	95.061
8209	614	117143	0.501	95.561
8211	1	117144	0.001	95.562
8212	3	117147	0.002	95.565
8299	5	117152	0.004	95.569
8301	609	117761	0.497	96.066
8302	1	117762	0.001	96.066
8303	5	117767	0.004	96.070
8304	149	117916	0.122	96.192
8305	4	117920	0.003	96.195
8306	204	118124	0.166	96.362
8307	76	118200	0.062	96.424
8309	505	118705	0.412	96.836
8310	4	118709	0.003	96.839
8399	4	118713	0.003	96.842
8401	406	119119	0.331	97.173
8402	2	119121	0.002	97.175
8403	1	119122	0.001	97.176
8404	112	119234	0.091	97.267
8405	3	119237	0.002	97.270
8406	104	119341	0.085	97.354
8407	31	119372	0.025	97.380
8408	26	119398	0.021	97.401
8499	2	119400	0.002	97.403
9999	3184	122584	2.597	100.000

TERM-LEVEL FILE FREQUENCIES

17:34 MONDAY, AUGUST 12, 1985 451

TRANSFER	TR CRSES IN TRNSCRPT			
	FREQUENCY	CUM FREQ	PERCENT	CUM PERCENT
NO	115121	115121	93.912	93.912
YES	7463	122584	6.088	100.000

TERMTYPE	TYPE OF TERM			
	FREQUENCY	CUM FREQ	PERCENT	CUM PERCENT
VAR/NONCOURSE	5010	5010	4.087	4.087
SEMESTER	73162	78172	59.683	63.770
TRIMESTER	1394	79566	1.137	64.907
QUARTER	39598	119164	32.303	97.210
TEST	922	120086	0.752	97.962
UNDATED	2498	122584	2.038	100.000

TERM-LEVEL FILE FREQUENCIES

17:34 MONDAY, AUGUST 12, 1985 452

COURSES	# OF CRSES THIS TERM			CUM PERCENT
	FREQUENCY	CUM FREQ	PERCENT	
1	21368	21368	17.431	17.431
2	14693	36061	11.986	29.417
3	14141	50202	11.536	40.953
4	22741	72943	18.551	59.505
5	23815	96758	19.427	78.932
6	14734	111492	12.020	90.952
7	5796	117288	4.728	95.680
8	2115	119403	1.725	97.405
9	904	120307	0.737	98.142
10	589	120896	0.480	98.623
11	326	121222	0.266	98.889
12	239	121461	0.195	99.084
13	158	121619	0.129	99.213
14	127	121746	0.104	99.316
15	96	121842	0.078	99.395
16	87	121929	0.071	99.466
17	96	122025	0.078	99.544
18	78	122103	0.064	99.608
19	73	122176	0.060	99.667
20	61	122237	0.050	99.717
21	55	122292	0.045	99.762
22	46	122338	0.038	99.799
23	41	122379	0.033	99.833
24	33	122412	0.027	99.860
25	28	122440	0.023	99.883
26	33	122473	0.027	99.909
27	19	122492	0.015	99.925
28	17	122509	0.014	99.939
29	11	122520	0.009	99.948
30	10	122530	0.008	99.956
31	7	122537	0.006	99.962
32	9	122546	0.007	99.969
33	5	122551	0.004	99.973
34	7	122558	0.006	99.979
35	4	122562	0.003	99.982
36	8	122570	0.007	99.989
37	1	122571	0.001	99.989
38	2	122573	0.002	99.991
39	1	122574	0.001	99.992
40	2	122576	0.002	99.993
43	1	122577	0.001	99.994
44	1	122578	0.001	99.995
45	1	122579	0.001	99.996
46	3	122582	0.002	99.998
50	1	122583	0.001	99.999
51	1	122584	0.001	100.000

TERM-LEVEL FILE FREQUENCIES

17:34 MONDAY, AUGUST 12, 1985 453

STARTMON	TERM START MONTH			
	FREQUENCY	CUM FREQ	PERCENT	CUM PERCENT
JANUARY	43458	43458	35.452	35.452
FEBRUARY	178	43636	0.145	35.597
MARCH	139	43775	0.113	35.710
APRIL	11383	55158	9.286	44.996
MAY	271	55429	0.221	45.217
JUNE	10699	66128	8.728	53.945
JULY	4585	70713	3.740	57.685
AUGUST	271	70984	0.221	57.906
SEPTEMBER	46026	117010	37.546	95.453
OCTOBER	320	117330	0.261	95.714
NOVEMBER	100	117430	0.082	95.796
DECEMBER	108	117538	0.088	95.884
MISSING	5046	122584	4.116	100.000

STARTYR	TERM START YEAR			
	FREQUENCY	CUM FREQ	PERCENT	CUM PERCENT
1972	12348	12348	10.073	10.073
1973	22289	34637	18.183	28.256
1974	19685	54322	16.058	44.314
1975	17783	72105	14.507	58.821
1976	14134	86239	11.530	70.351
1977	9136	95375	7.453	77.804
1978	6894	102269	5.624	83.428
1979	5847	108116	4.770	88.197
1980	4214	112330	3.438	91.635
1981	2722	115052	2.221	93.856
1982	1895	116947	1.546	95.402
1983	1560	118507	1.273	96.674
1984	686	119193	0.560	97.234
MISSING	3391	122584	2.766	100.000

ENDMON	TERM END MONTH			
	FREQUENCY	CUM FREQ	PERCENT	CUM PERCENT
JANUARY	661	661	0.539	0.539
FEBRUARY	183	844	0.149	0.689
MARCH	12394	13238	10.111	10.799
APRIL	187	13425	0.153	10.952
MAY	30967	44392	25.262	36.214
JUNE	11930	56322	9.732	45.946
JULY	202	56524	0.165	46.110
AUGUST	15150	71674	12.359	58.469
SEPTEMBER	176	71850	0.144	58.613
OCTOBER	246	72096	0.201	58.814
NOVEMBER	116	72212	0.095	58.908
DECEMBER	45399	117611	37.035	95.943
MISSING	4973	122584	4.057	100.000

507

TERM-LEVEL FILE FREQUENCIES

17:34 MONDAY, AUGUST 12, 1985 454

ENDYR	TERM END YEAR			
	FREQUENCY	CUM FREQ	PERCENT	CUM PERCENT
1972	11204	11204	9.140	9.140
1973	22596	33800	18.433	27.573
1974	20128	53928	16.420	43.993
1975	17957	71885	14.649	58.641
1976	14232	86117	11.610	70.251
1977	9196	95313	7.502	77.753
1978	6931	102244	5.654	83.407
1979	5870	108114	4.789	88.196
1980	4269	112383	3.483	91.678
1981	2755	115138	2.247	93.926
1982	1913	117051	1.561	95.486
1983	1565	118616	1.277	96.763
1984	690	119306	0.563	97.326
MISSING	3278	122584	2.674	100.000

SEASON	SEASON OF THIS TERM			
	FREQUENCY	CUM FREQ	PERCENT	CUM PERCENT
FALL	45162	45162	36.842	36.842
WINTER	13485	58647	11.001	47.842
SPRING	40457	99104	33.003	80.846
SUMMER	14798	113902	12.072	92.918
MISSING	8682	122584	7.082	100.000

CRADCODE	GRADE SCALE TYPE			
	FREQUENCY	CUM FREQ	PERCENT	CUM PERCENT
LETTER	120537	120537	98.330	98.330
NUMERIC	2047	122584	1.670	100.000

PASSGRAD	PASSING GRADE (NUM)			
	FREQUENCY	CUM FREQ	PERCENT	CUM PERCENT
1	1528	1528	1.246	1.246
2	22	1550	0.018	1.264
55	12	1562	0.010	1.274
60	82	1644	0.067	1.341
65	16	1660	0.013	1.354
70	317	1977	0.259	1.613
74	6	1983	0.005	1.618
75	21	2004	0.017	1.635
80	6	2010	0.005	1.640
200	1	2011	0.001	1.641
400	1	2012	0.001	1.641
999	120572	122584	98.359	100.000

TERM-LEVEL FILE FREQUENCIES

17:34 MONDAY, AUGUST 12, 1985 455

HIGHGRAD	SCALE HIGHEST GRADE			CUM PERCENT
	FREQUENCY	CUM FREQ	PERCENT	
4	1565	1565	1.277	1.277
100	469	2034	0.383	1.659
800	2	2036	0.002	1.661
999	120548	122584	98.339	100.000

LOWGRAD	SCALE LOWEST GRADE			CUM PERCENT
	FREQUENCY	CUM FREQ	PERCENT	
0	2024	2024	1.651	1.651
200	2	2026	0.002	1.653
999	120558	122584	98.347	100.000

COURSE-LEVEL FILE FREQUENCIES

17:34 MONDAY, AUGUST 12, 1985 456

RECTYPE4	RECORD TYPE INOICATR			
	FREQUENCY	CUM FREQ	PERCENT	CUM PERCENT
COURSE	490906	490906	100.000	100.000

TRANSNUM	TRANSCRIPT NUMBER			
	FREQUENCY	CUM FREQ	PERCENT	CUM PERCENT
1	312821	312821	63.723	63.723
2	134402	447223	27.378	91.102
3	35990	483213	7.331	98.433
4	6565	489778	1.337	99.770
5	991	490769	0.202	99.972
6	137	490906	0.028	100.000

TERMNUM	TERM # ON TRNSCRIPT			
	FREQUENCY	CUM FREQ	PERCENT	CUM PERCENT
1	86567	86567	17.634	17.634
2	71085	157652	14.480	32.114
3	58282	215934	11.872	43.987
4	52097	268031	10.612	54.599
5	43049	311080	8.769	63.369
6	38060	349140	7.753	71.122
7	31054	380194	6.326	77.447
8	27005	407199	5.501	82.948
9	21110	428309	4.300	87.249
10	15981	444290	3.255	90.504
11	12771	457061	2.602	93.106
12	9881	466942	2.013	95.118
13	6684	473626	1.362	96.480
14	4591	478217	0.935	97.415
15	3381	481598	0.689	98.104
16	2456	484054	0.500	98.604
17	1741	485795	0.355	98.959
18	1348	487143	0.275	99.233
19	965	488108	0.197	99.430
20	705	488813	0.144	99.574
21	588	489401	0.120	99.693
22	454	489855	0.092	99.786
23	299	490154	0.061	99.847
24	246	490400	0.050	99.897
25	156	490556	0.032	99.929
26	97	490653	0.020	99.948
27	65	490718	0.013	99.962
28	71	490789	0.014	99.976
29	39	490828	0.008	99.984
30	29	490857	0.006	99.990
31	21	490878	0.004	99.994
32	21	490899	0.004	99.999
33	2	490901	0.000	99.999
34	3	490904	0.001	100.000
35	2	490906	0.000	100.000

COURSE-LEVEL FILE FREQUENCIES

17:34 MONDAY, AUGUST 12, 1985 457

CRSECD	CRSE FREQUENCY	CREDITS POSSIBL CUM FREQ	PERCENT	CUM PERCENT
0	12040	12040	2.453	2.453
0.05	6	12046	0.001	2.454
0.08	2	12048	0.000	2.454
0.1	1	12049	0.000	2.454
0.12	18	12067	0.004	2.458
0.13	3	12070	0.001	2.459
0.14	1	12071	0.000	2.459
0.15	5	12076	0.001	2.460
0.16	9	12085	0.002	2.462
0.17	5	12090	0.001	2.463
0.18	1	12091	0.000	2.463
0.2	3	12094	0.001	2.464
0.22	1	12095	0.000	2.464
0.25	562	12657	0.114	2.578
0.28	1	12658	0.000	2.578
0.3	71	12729	0.014	2.593
0.33	48	12777	0.010	2.603
0.34	3	12780	0.001	2.603
0.36	1	12781	0.000	2.604
0.4	21	12802	0.004	2.608
0.43	1	12803	0.000	2.608
0.48	1	12804	0.000	2.608
0.5	4378	17182	0.892	3.500
0.53	1	17183	0.000	3.500
0.59	1	17184	0.000	3.500
0.6	87	17271	0.018	3.518
0.61	2	17273	0.000	3.519
0.65	1	17274	0.000	3.519
0.66	68	17342	0.014	3.533
0.67	184	17526	0.037	3.570
0.7	50	17576	0.010	3.580
0.72	1	17577	0.000	3.581
0.75	150	17727	0.031	3.611
0.8	5	17732	0.001	3.612
0.85	2	17734	0.000	3.613
0.9	29	17763	0.006	3.618
1	55879	73642	11.383	15.001
1.05	13	73655	0.003	15.004
1.08	1	73656	0.000	15.004
1.1	2	73658	0.000	15.005
1.15	3	73661	0.001	15.005
1.2	6	73667	0.001	15.006
1.25	58	73725	0.012	15.018
1.3	80	73805	0.016	15.034
1.32	2	73807	0.000	15.035
1.33	123	73930	0.025	15.060
1.34	2	73932	0.000	15.060
1.4	4	73936	0.001	15.061
1.44	1	73937	0.000	15.061
1.5	1327	75264	0.270	15.332
1.6	18	75282	0.004	15.335
1.66	5	75287	0.001	15.336
1.67	25	75312	0.005	15.341
1.7	5	75317	0.001	15.342

511

COURSE-LEVEL FILE FREQUENCIES

17:34 MONDAY, AUGUST 12, 1985 458

CRSE	CREDITS POSSIBL	FREQUENCY*	CUM FREQ	PERCENT	CUM PERCENT
1.75		10	75327	0.002	15.344
1.77		1	75328	0.000	15.345
1.8		9	75337	0.002	15.347
1.9		2	75339	0.000	15.347
1.99		2	75341	0.000	15.347
2	37495		112836	7.638	22.985
2.05		4	112840	0.001	22.986
2.2		4	112844	0.001	22.987
2.25		27	112871	0.006	22.992
2.3		6	112877	0.001	22.994
2.33		4	112881	0.001	22.994
2.4		2	112883	0.000	22.995
2.5	842		113725	0.172	23.166
2.6	446		114171	0.091	23.257
2.66	264		114435	0.054	23.311
2.67	207		114642	0.042	23.353
2.7	143		114785	0.029	23.382
2.83	6		114791	0.001	23.383
3	235781		350572	48.030	71.413
3.1	6		350578	0.001	71.414
3.2	5		350583	0.001	71.415
3.25	1		350584	0.000	71.416
3.3	560		351144	0.114	71.530
3.33	369		351513	0.075	71.605
3.34	3		351516	0.001	71.606
3.37	2		351518	0.000	71.606
3.4	7		351525	0.001	71.607
3.5	430		351955	0.088	71.695
3.6	1		351956	0.000	71.695
3.66	6		351962	0.001	71.696
3.67	7		351969	0.001	71.698
3.7	6		351975	0.001	71.699
3.75	10		351985	0.002	71.701
3.8	5		351990	0.001	71.702
4	70556		422546	14.373	86.075
4.04	2		422548	0.000	86.075
4.05	17		422565	0.003	86.079
4.44	1		422566	0.000	86.079
4.5	2301		424867	0.469	86.548
4.6	4		424871	0.001	86.548
4.64	1		424872	0.000	86.549
4.67	4		424876	0.001	86.549
4.7	4		424880	0.001	86.550
5	29641		454521	6.038	92.588
5.25	3		454524	0.001	92.589
5.3	10		454534	0.002	92.591
5.32	1		454535	0.000	92.591
5.33	12		454547	0.002	92.593
5.4	1		454548	0.000	92.594
5.5	45		454593	0.009	92.603
5.66	1		454594	0.000	92.603
5.67	1		454595	0.000	92.603
5.8	1		454596	0.000	92.603
6	5253		459849	1.070	93.674
6.5	17		459866	0.003	93.677

COURSE-LEVEL FILE FREQUENCIES

17:34 MONDAY, AUGUST 12, 1985 459

CRSECD	FREQUENCY	CRSE GRD CUM	CTRL PERCENT	CUM PERCENT
6.6	24	459890	0.005	93.682
6.66	24	459914	0.005	93.687
6.67	8	459922	0.002	93.688
6.7	25	459947	0.005	93.693
7	859	460806	0.175	93.868
7.05	3	460809	0.001	93.869
7.33	3	460812	0.001	93.870
7.5	108	460920	0.022	93.892
7.9	1	460921	0.000	93.892
8	1715	462636	0.349	94.241
8.1	2	462638	0.000	94.242
8.3	2	462640	0.000	94.242
8.33	8	462648	0.002	94.244
8.5	8	462656	0.002	94.245
8.7	2	462658	0.000	94.246
8.8	1	462659	0.000	94.246
9	993	463652	0.202	94.448
9.5	10	463662	0.002	94.450
9.9	1	463663	0.000	94.450
10	811	464474	0.165	94.616
10.5	15	464489	0.003	94.619
10.7	3	464492	0.001	94.619
11	164	464656	0.033	94.653
11.2	1	464657	0.000	94.653
11.3	5	464662	0.001	94.654
11.5	7	464669	0.001	94.655
11.9	1	464670	0.000	94.656
12	762	465432	0.155	94.811
12.5	5	465437	0.001	94.812
12.7	1	465438	0.000	94.812
12.8	2	465440	0.000	94.812
13	88	465528	0.018	94.830
13.2	1	465529	0.000	94.831
13.3	2	465531	0.000	94.831
13.5	18	465549	0.004	94.835
14	97	465646	0.020	94.854
14.3	1	465647	0.000	94.855
14.5	1	465648	0.000	94.855
14.6	1	465649	0.000	94.855
14.7	1	465650	0.000	94.855
15	394	466044	0.080	94.935
16	39	466083	0.008	94.943
17	8	466091	0.002	94.945
17.5	1	466092	0.000	94.945
18	29	466121	0.006	94.951
19	8	466129	0.002	94.953
19.7	1	466130	0.000	94.953
20	66	466196	0.013	94.966
21	9	466205	0.002	94.968
22	16	466221	0.003	94.972
22.5	2	466223	0.000	94.972
23	7	466230	0.001	94.973
24	55	466285	0.011	94.985
25	33	466318	0.007	94.991
26	21	466339	0.004	94.996

513

COURSE-LEVEL FILE FREQUENCIES

17:34 MONDAY, AUGUST 12, 1985 460

CRSECD	FREQUENCY	CRSE CREDITS POSSIBL CUM FREQ	PERCENT	CUM PERCENT
27	19	466358	0.004	94.999
27.5	1	466359	0.000	95.000
28	15	466374	0.003	95.003
28.5	1	466375	0.000	95.003
29	3	466378	0.001	95.004
30	143	466521	0.029	95.033
32	13	466534	0.003	95.035
32.5	1	466535	0.000	95.035
33	14	466549	0.003	95.038
34	13	466562	0.003	95.041
35	20	466582	0.004	95.045
36	33	466615	0.007	95.052
36.5	1	466616	0.000	95.052
37	2	466618	0.000	95.052
37.5	1	466619	0.000	95.053
38	4	466623	0.001	95.053
38.5	1	466624	0.000	95.054
39	3	466627	0.001	95.054
40	58	466685	0.012	95.066
41	3	466688	0.001	95.067
42	5	466693	0.001	95.068
42.5	1	466694	0.000	95.068
43	3	466697	0.001	95.068
43.5	1	466698	0.000	95.069
44	19	466717	0.004	95.073
45	76	466793	0.015	95.088
46	6	466799	0.001	95.089
48	58	466857	0.012	95.101
49	2	466859	0.000	95.101
50	68	466927	0.014	95.115
51	7	466934	0.001	95.117
52	44	466978	0.009	95.126
52.5	2	466980	0.000	95.126
53	5	466985	0.001	95.127
54	33	467018	0.007	95.134
55	46	467064	0.009	95.143
56	55	467119	0.011	95.154
57	2	467121	0.000	95.155
58	4	467125	0.001	95.156
59	7	467132	0.001	95.157
60	197	467329	0.040	95.197
61	5	467334	0.001	95.198
61.5	1	467335	0.000	95.198
62	1	467336	0.000	95.199
63	10	467346	0.002	95.201
64	36	467382	0.007	95.208
65	13	467395	0.003	95.211
66	6	467401	0.001	95.212
68	11	467412	0.002	95.214
68.5	1	467413	0.000	95.214
69	1	467417	0.001	95.215
70	16	467433	0.003	95.218
71	4	467437	0.001	95.219
72	32	467469	0.007	95.226
73	2	467471	0.000	95.226

COURSE-LEVEL FILE FREQUENCIES

17:34 MONDAY, AUGUST 12, 1985 461

CRSECD	FREQUENCY	CRSE CREDITS POSSIBL CUM FREQ	PERCENT	CUM PERCENT
73.5	1	467472	0.000	95.226
74	1	467473	0.000	95.227
74.5	2	467475	0.000	95.227
75	30	467505	0.006	95.233
76	5	467510	0.001	95.234
77	6	467516	0.001	95.235
77.5	1	467517	0.000	95.236
78	8	467525	0.002	95.237
79	1	467526	0.000	95.237
80	69	467595	0.014	95.251
81	3	467598	0.001	95.252
82	3	467601	0.001	95.253
83	3	467604	0.001	95.253
84	8	467612	0.002	95.255
85	9	467621	0.002	95.257
86	4	467625	0.001	95.258
86.5	1	467626	0.000	95.258
87	5	467631	0.001	95.259
88	10	467641	0.002	95.261
89	4	467645	0.001	95.262
89.6	1	467646	0.000	95.262
89.8	1	467647	0.000	95.262
90	52	467699	0.011	95.273
91	4	467703	0.001	95.273
92	10	467713	0.002	95.275
93	5	467718	0.001	95.276
93.8	1	467719	0.000	95.277
94	16	467735	0.003	95.280
94.2	1	467736	0.000	95.280
94.5	1	467737	0.000	95.280
94.8	1	467738	0.000	95.281
95	14	467752	0.003	95.283
96	31	467783	0.006	95.290
97	4	467787	0.001	95.291
97.5	1	467788	0.000	95.291
98	12	467800	0.002	95.293
98.4	1	467801	0.000	95.293
99	4	467805	0.001	95.294
100	77	467882	0.016	95.310
102	4	467886	0.001	95.311
103	1	467887	0.000	95.311
104	18	467905	0.004	95.315
105	19	467924	0.004	95.318
106	2	467926	0.000	95.319
107	1	467927	0.000	95.319
108	16	467943	0.003	95.322
109	2	467945	0.000	95.323
110	8	467953	0.002	95.324
111	1	467954	0.000	95.325
112	23	467977	0.005	95.329
114	6	467983	0.001	95.330
115	4	467987	0.001	95.331
116	11	467998	0.002	95.334
117	1	467999	0.000	95.334
118	2	468001	0.000	95.334

515

COURSE-LEVEL FILE FREQUENCIES

17:34 MONDAY, AUGUST 12, 1985 462

CRSE	CUM	PERCENT	CUM	PERCENT
SECRET	FREQUENCY	FREQ	FREQ	PERCENT
119	2	468003	0.000	95.335
120	80	468023	0.016	95.351
122	2	468035	0.000	95.351
123	1	468086	0.000	95.351
124	6	468092	0.001	95.353
125	18	468110	0.004	95.356
126	4	468114	0.001	95.357
130	19	468133	0.004	95.361
132	3	468136	0.001	95.362
133	1	468137	0.000	95.362
134	1	468138	0.000	95.362
135	4	468142	0.001	95.363
137	1	468143	0.000	95.363
138	4	468147	0.001	95.364
140	7	468154	0.001	95.365
144	4	468158	0.001	95.366
145	1	468159	0.000	95.366
147	1	468160	0.000	95.367
148	3	468163	0.001	95.367
150	12	468175	0.002	95.370
152	6	468181	0.001	95.371
153	3	468184	0.001	95.371
155	3	468187	0.001	95.372
156	7	468194	0.001	95.373
160	15	468209	0.003	95.376
163	2	468211	0.000	95.377
165	1	468212	0.000	95.377
166	1	468213	0.000	95.377
168	9	468222	0.002	95.379
169	2	468224	0.000	95.380
170	5	468229	0.001	95.381
171	1	468230	0.000	95.381
174	1	468231	0.000	95.381
175	3	468234	0.001	95.382
176	3	468237	0.001	95.382
180	22	468259	0.004	95.387
181	3	468262	0.001	95.387
183	4	468266	0.001	95.388
185	4	468270	0.001	95.389
186	3	468273	0.001	95.390
190	1	468274	0.000	95.390
192	2	468276	0.000	95.390
193	1	468277	0.000	95.390
194	1	468278	0.000	95.391
195	3	468281	0.001	95.391
196	1	468282	0.000	95.391
197	2	468284	0.000	95.392
198	1	468285	0.000	95.392
199	1	468286	0.000	95.392
200	4	468290	0.001	95.393
202	1	468291	0.000	95.393
204	2	468293	0.000	95.394
205	2	468295	0.000	95.394
206	2	468297	0.000	95.394
208	8	468305	0.002	95.396

516

COURSE-LEVEL FILE FREQUENCIES

17:34 MONDAY, AUGUST 12, 1985 463

CRSECD	FREQUENCY	CRSE CREDITS POSSIBL CUM FREQ	PERCENT	CUM PERCENT
209	2	468307	0.000	95.396
210	5	468312	0.001	95.397
213	1	468313	0.000	95.398
214	1	468314	0.000	95.398
216	5	468319	0.001	95.399
219	3	468322	0.001	95.400
220	5	468327	0.001	95.401
221	1	468328	0.000	95.401
222	1	468329	0.000	95.401
224	4	468333	0.001	95.402
225	1	468334	0.000	95.402
228	2	468336	0.000	95.402
230	4	468340	0.001	95.403
231	7	468347	0.001	95.405
234	1	468348	0.000	95.405
235	1	468349	0.000	95.405
239	1	468350	0.000	95.405
240	10	468360	0.002	95.407
247	3	468363	0.001	95.408
250	6	468369	0.001	95.409
252	1	468370	0.000	95.409
254	1	468371	0.000	95.409
256	4	468375	0.001	95.410
259	1	468376	0.000	95.411
260	5	468381	0.001	95.412
265	1	468382	0.000	95.412
270	4	468386	0.001	95.413
274	1	468387	0.000	95.413
275	1	468388	0.000	95.413
280	6	468394	0.001	95.414
285	2	468396	0.000	95.415
289	2	468398	0.000	95.415
290	1	468399	0.000	95.415
295	1	468400	0.000	95.415
298	2	468402	0.000	95.416
299	1	468403	0.000	95.416
300	10	468413	0.002	95.418
303	1	468414	0.000	95.418
304	1	468415	0.000	95.418
306	1	468416	0.000	95.419
308	1	468417	0.000	95.419
310	4	468421	0.001	95.420
315	2	468423	0.000	95.420
320	5	468428	0.001	95.421
330	6	468434	0.001	95.422
333	1	468435	0.000	95.423
336	1	468436	0.000	95.423
345	1	468437	0.000	95.423
350	3	468440	0.001	95.424
351	1	468441	0.000	95.424
354	3	468444	0.001	95.424
360	6	468450	0.001	95.426
369	1	468451	0.000	95.426
375	1	468452	0.000	95.426
388	1	468453	0.000	95.426

517

COURSE-LEVEL FILE FREQUENCIES

17:34 MONDAY, AUGUST 12, 1985 464

CRSECD	CRSE CREDITS POSSIBL			
	FREQUENCY	CUM FREQ	PERCENT	CUM PERCENT
390	2	468455	0.000	95.427
393	1	468456	0.000	95.427
396	1	468457	0.000	95.427
398	1	468458	0.000	95.427
400	4	468462	0.001	95.428
404	1	468463	0.000	95.428
405	1	468464	0.000	95.428
412	1	468465	0.000	95.429
417	1	468466	0.000	95.429
420	7	468473	0.001	95.430
435	1	468474	0.000	95.430
438	1	468475	0.000	95.431
456	2	468477	0.000	95.431
460	1	468478	0.000	95.431
468	1	468479	0.000	95.432
480	1	468480	0.000	95.432
495	1	468481	0.000	95.432
497	1	468482	0.000	95.432
500	2	468484	0.000	95.433
999.999	22422	490906	4.567	100.000

CRSGRA	LETR GRADE FOR CRSE			
	FREQUENCY	CUM FREQ	PERCENT	CUM PERCENT
A	114702	114702	23.365	23.365
A+	528	115230	0.108	23.473
A-	5279	120509	1.075	24.548
AU	603	121112	0.123	24.671
B	127688	248800	26.011	50.682
B+	6709	255509	1.367	52.048
B-	3861	259370	0.787	52.835
C	90966	350336	18.530	71.365
C+	4338	354674	0.884	72.249
C-	1864	356538	0.380	72.629
CR	8708	365246	1.774	74.402
D	23193	388439	4.725	79.127
D+	622	389061	0.127	79.254
D-	291	389352	0.059	79.313
E	952	390304	0.194	79.507
F	13411	403715	2.732	82.239
I	3081	406796	0.628	82.866
NO	12501	419297	2.547	85.413
P	13909	433206	2.833	88.246
S	6008	439214	1.224	89.470
U	351	439565	0.072	89.542
W	22620	462185	4.608	94.149
WF	653	462838	0.133	94.282
WP	2116	464954	0.431	94.713
99	25952	490906	5.287	100.000

COURSE-LEVEL FILE FREQUENCIES

17:34 MONDAY, AUGUST 12, 1985 465

CRSGRAB	NUMER FREQUENCY	GRADE FOR CUM FREQ	CRSE PERCENT	CUM PERCENT
0	220	220	0.045	0.045
0.5	6	226	0.001	0.046
0.6	1	227	0.000	0.046
0.7	5	232	0.001	0.047
0.8	2	234	0.000	0.048
1	421	655	0.086	0.133
1.2	3	658	0.001	0.134
1.3	9	667	0.002	0.136
1.34	1	668	0.000	0.136
1.4	3	671	0.001	0.137
1.5	183	854	0.037	0.174
1.53	1	855	0.000	0.174
1.6	10	865	0.002	0.176
1.67	2	867	0.000	0.177
1.7	21	888	0.004	0.181
1.75	1	889	0.000	0.181
1.8	5	894	0.001	0.182
1.83	1	895	0.000	0.182
1.84	1	896	0.000	0.183
1.86	1	897	0.000	0.183
1.87	1	898	0.000	0.183
1.9	6	904	0.001	0.184
1.93	1	905	0.000	0.184
1.94	1	906	0.000	0.185
1.95	1	907	0.000	0.185
2	1325	2232	0.270	0.455
2.02	1	2233	0.000	0.455
2.04	1	2234	0.000	0.455
2.07	1	2235	0.000	0.455
2.1	13	2248	0.003	0.458
2.13	1	2249	0.000	0.458
2.15	1	2250	0.000	0.458
2.16	1	2251	0.000	0.459
2.17	3	2254	0.001	0.459
2.2	16	2270	0.003	0.462
2.22	1	2271	0.000	0.463
2.28	1	2272	0.000	0.463
2.29	1	2273	0.000	0.463
2.3	57	2330	0.012	0.475
2.33	3	2333	0.001	0.475
2.35	1	2334	0.000	0.475
2.4	19	2353	0.004	0.479
2.5	723	3076	0.147	0.627
2.56	1	3077	0.000	0.627
2.6	23	3100	0.005	0.631
2.7	70	3170	0.014	0.646
2.75	1	3171	0.000	0.646
2.8	25	3196	0.005	0.651
2.83	1	3197	0.000	0.651
2.9	26	3223	0.005	0.657
2.95	2	3225	0.000	0.657
3	1743	4968	0.355	1.012
3.1	39	5007	0.008	1.020
3.2	43	5050	0.009	1.029

519

CDURSE-LEVEL FILE FREQUENCIES

17:34 MONDAY, AUGUST 12, 1985 466

CRSGRADB	FREQUENCY	NUMER	GRADE	FDR	CRSE	CUM PERCENT
3.3	94	5144			0.019	1.048
3.33	1	5145			0.000	1.048
3.4	51	5196			0.010	1.058
3.43	1	5197			0.000	1.059
3.5	921	6118			0.188	1.246
3.51	1	6119			0.000	1.246
3.54	1	6120			0.000	1.247
3.6	35	6159			0.008	1.255
3.7	90	6249			0.018	1.273
3.8	38	6287			0.008	1.281
3.9	35	6322			0.007	1.288
4	1410	7732			0.287	1.575
4.46	1	7733			0.000	1.575
4.5	1	7734			0.000	1.575
4.52	1	7735			0.000	1.576
4.55	1	7736			0.000	1.576
5	62	7798			0.013	1.588
6	68	7866			0.014	1.602
6.2	2	7868			0.000	1.603
6.54	1	7869			0.000	1.603
7	6	7875			0.001	1.604
8	50	7925			0.010	1.614
9	369	8294			0.075	1.690
10	3	8297			0.001	1.690
12	4	8301			0.001	1.691
13	1	8302			0.000	1.691
14	1	8303			0.000	1.691
15	1	8304			0.000	1.692
16	1	8305			0.000	1.692
17	2	8307			0.000	1.692
19	3	8310			0.001	1.692
20	8	8318			0.002	1.694
21	1	8319			0.000	1.695
23	4	8323			0.001	1.695
25	12	8335			0.002	1.698
25.5	1	8336			0.000	1.698
26	2	8338			0.000	1.698
27.5	1	8339			0.000	1.699
28	1	8340			0.000	1.699
30	14	8354			0.003	1.702
31.5	1	8355			0.000	1.702
34	3	8358			0.001	1.703
35	19	8377			0.004	1.706
38	2	8379			0.000	1.707
39	2	8381			0.000	1.707
40	10	8391			0.002	1.709
43	1	8392			0.000	1.709
44	1	8393			0.000	1.710
45	1	8394			0.000	1.710
46	2	8396			0.000	1.710
48	1	8397			0.000	1.711
50	6	8403			0.001	1.712
51	3	8406			0.001	1.712
51.5	1	8407			0.000	1.713
52	1	8408			0.000	1.713

520

CDURSE-LEVEL FILE FREQUENCIES

17:34 MONDAY, AUGUST 12, 1985 467

CRSGRADB	FREQUENCY	NUMER CUM FREQ	GRADE FDR CRSE PERCENT	CUM PERCENT
52.5	1	8409	0.000	1.713
54	4	8413	0.001	1.714
55	3	8416	0.001	1.714
56	4	8420	0.001	1.715
57	3	8423	0.001	1.716
58	4	8427	0.001	1.717
59	1	8428	0.000	1.717
59.5	1	8429	0.000	1.717
60	17	8446	0.003	1.720
60.5	1	8447	0.000	1.721
61	6	8453	0.001	1.722
62	6	8459	0.001	1.723
63	10	8469	0.002	1.725
64	10	8478	0.002	1.727
65	16	8495	0.003	1.730
66	13	8508	0.003	1.733
67	13	8521	0.003	1.736
67.5	1	8522	0.000	1.736
68	28	8550	0.006	1.742
68.5	1	8551	0.000	1.742
69	22	8573	0.004	1.746
70	73	8646	0.015	1.761
71	27	8673	0.006	1.767
72	52	8725	0.011	1.777
73	46	8771	0.009	1.787
73.6	1	8772	0.000	1.787
74	60	8832	0.012	1.799
75	91	8923	0.019	1.818
76	64	8987	0.013	1.831
76.4	1	8988	0.000	1.831
76.5	1	8989	0.000	1.831
76.9	1	8990	0.000	1.831
77	67	9057	0.014	1.845
78	80	9137	0.016	1.861
78.1	1	9138	0.000	1.861
79	72	9210	0.015	1.876
79.2	1	9211	0.000	1.876
79.5	1	9212	0.000	1.877
80	139	9351	0.028	1.905
80.2	1	9352	0.000	1.905
80.3	1	9353	0.000	1.905
80.4	1	9354	0.000	1.905
80.6	1	9355	0.000	1.906
81	73	9428	0.015	1.921
82	78	9506	0.016	1.936
82.3	2	9508	0.000	1.937
83	92	9600	0.019	1.956
83.7	1	9601	0.000	1.956
84	113	9714	0.023	1.979
85	127	9841	0.026	2.005
85.1	1	9842	0.000	2.005
85.3	1	9843	0.000	2.005
85.5	1	9844	0.000	2.005
85.8	1	9845	0.000	2.005
86	98	9849	0.020	2.025

521

COURSE-LEVEL FILE FREQUENCIES

17:34 MONDAY, AUGUST 12, 19 468

CRSGRADB	FREQUENCY	NUMER GRADE FOR CRSE CUM FREQ	PERCENT	CUM PERCENT
86.4	1	9944	0.000	2.026
87	98	10042	0.020	2.046
87.5	1	10043	0.000	2.046
87.8	1	10044	0.000	2.046
88	113	10157	0.023	2.069
88.4	1	10158	0.000	2.069
88.6	2	10160	0.000	2.070
89	84	10244	0.017	2.087
89.1	1	10245	0.000	2.087
89.4	1	10246	0.000	2.087
89.5	1	10247	0.000	2.087
89.7	1	10248	0.000	2.088
89.9	1	10249	0.000	2.088
90	146	10395	0.030	2.118
90.1	1	10396	0.000	2.118
90.6	2	10398	0.000	2.118
91	79	10477	0.016	2.134
91.1	1	10478	0.000	2.134
91.2	2	10480	0.000	2.135
91.3	2	10482	0.000	2.135
91.5	2	10484	0.000	2.136
91.6	1	10485	0.000	2.136
92	95	10580	0.019	2.155
92.2	1	10581	0.000	2.155
92.8	1	10582	0.000	2.156
92.9	1	10583	0.000	2.156
93	76	10659	0.015	2.171
93.3	2	10661	0.000	2.172
93.4	2	10663	0.000	2.172
93.5	2	10665	0.000	2.173
93.6	1	10666	0.000	2.173
94	88	10754	0.018	2.191
94.3	1	10755	0.000	2.191
94.5	1	10756	0.000	2.191
94.7	1	10757	0.000	2.191
95	74	10831	0.015	2.206
95.4	1	10832	0.000	2.207
95.7	1	10833	0.000	2.207
95.8	2	10835	0.000	2.207
96	62	10897	0.013	2.220
96.1	1	10898	0.000	2.220
96.2	2	10900	0.000	2.220
96.3	1	10901	0.000	2.221
96.6	1	10902	0.000	2.221
97	38	10940	0.008	2.229
97.5	3	10943	0.001	2.229
98	39	10982	0.008	2.237
98.1	1	10983	0.000	2.237
98.3	2	10985	0.000	2.238
98.6	1	10986	0.000	2.238
98.7	1	10987	0.000	2.238
99.1	2	10989	0.000	2.239
99.3	1	10990	0.000	2.239
100	38	11028	0.008	2.246
999.999	479878	490906	97.754	100.000

522

COURSE-LEVEL FILE FREQUENCIES

17:34 MONDAY, AUGUST 12, 1985 469

GRADE TYPE	FREQUENCY	TYPE OF GRADE		CUM PERCENT
		CUM FREQ	PERCENT	
LETTER	464954	464954	94.713	94.713
NUMERIC	11028	475982	2.246	96.960
MISSING	14924	490906	3.040	100.000

CONTENTS PROCEDURE

PHYSICAL CHARACTERISTICS OF OS DATA SET

DSNAME=SYS85224.T170832.RA000.TAPENLS2.R0000005 UNIT=SYSDA VOL=SER=NRESXX SPACE=(TRK,(4500,300)) DISP=NEW DEVICE=3350 DISK
MAX BLKSIZE=19069 BYTES CREATED MONDAY, AUGUST 12, 1985 2795 TRACKS ALLOCATED IN 1 EXTENT
CDST IF DATA STORED ONLINE= \$27.9500/DAY

SAS DATA SET DIRECTORY

NAME	# OBS	TRACKS	SUBEXTENTS
STUDENT	14759	348	1
TRANS	24431	373	2
TERM	122584	446	2
COURSE	490906	1627	2
TOTAL TRACKS USED:		2795	
HIGH TRACK USED:		2795	

SUBEXTENT MAP

(STARTING TRACK, ENDING TRACK)

#DIRE	(0,0)
STUDENT	(1,348)
TRANS	(349,720) (1166,1166)
TERM	(721,1165) (2793,2793)
COURSE	(1167,2792) (2794,2794)

529