

DOCUMENT RESUME

ED 274 699

TM 860 567

TITLE NCES Directory of Computer Tapes.
INSTITUTION National Center for Education Statistics (ED),
Washington, DC.
REPORT NO NCES-85-401
PUB DATE Sep 85
NOTE 18p.
PUB TYPE Reference Materials - Directories/Catalogs (132)


EDRS PRICE MF01/PC01 Plus Postage.
DESCRIPTORS Adult Education; *Databases; Elementary Secondary
Education; Higher Education; Library Collections;
Longitudinal Studies; *Magnetic Tapes; *National
Surveys; *Research Tools; Resource Materials; *School
Surveys; Vocational Education
IDENTIFIERS *National Center for Education Statistics

ABSTRACT

This directory is designed to give a brief, non-technical synopsis of the data files available at the National Center for Education Statistics (NCES). Information regarding tape prices, technical specifications, and ordering information are provided on the opening page. Eleven surveys are listed under the heading Elementary and Secondary, nine under Higher Education, three under Vocational and Adult Education, two under Libraries, and twenty-one under Longitudinal Studies, such as the National Longitudinal Study and High School and Beyond. The information listed about each survey includes the generic name of the file, the date the data were collected, and a description containing the number of respondents, major variables, and occasional brief survey summaries. An order form is attached. (JAZ)

* Reproductions supplied by EDRS are the best that can be made *
* from the original document. *

NCES Directory of Computer Tapes



**National
Center for
Education
Statistics**

"PERMISSION TO REPRODUCE THIS MATERIAL HAS BEEN GRANTED BY

S. Mauchamer

TO THE EDUCATIONAL RESOURCES INFORMATION CENTER (ERIC)."


U.S. DEPARTMENT OF EDUCATION
Office of Educational Research and Improvement
EDUCATIONAL RESOURCES INFORMATION CENTER (ERIC)

This document has been reproduced as received from the person or organization originating it.

Minor changes have been made to improve reproduction quality.

• Points of view or opinions stated in this document do not necessarily represent official OERI position or policy.

NCES Directory of Computer Tapes




John E. Dusatko

National Center for
Education Statistics

U.S. Department of Education
William J. Bennett
Secretary

Office of Educational Research and Improvement
Chester E. Finn, Jr.
Assistant Secretary

National Center for Education Statistics
Emerson J. Elliott
Administrator



National Center for Education Statistics

"The purpose of the Center shall be to collect and disseminate statistics and other data related to education in the United States and in other nations. The Center shall . . . collect, collate, and, from time to time, report full and complete statistics on the conditions of education in the United States; conduct and publish reports on specialized analyses of the meaning and significance of such statistics; . . . and review and report on education activities in foreign countries."--Section 406(b) of the General Education Provisions Act, as amended (20 U.S.C. 1221e-1).

September 1985

Table of Contents

	Page
Introduction	1
Price and Ordering Information	2
Using the Directory	2
Elementary and Secondary Files	3
Higher Education Files	5
Vocational and Adult Education Files	7
Library Files	8
Longitudinal Study Files	9
Order Form	13

Introduction

The National Center for Education Statistics (NCES) is a component of the U.S. Department of Education. The NCES mandate is to collect, analyze and distribute data about education. Through its data collection and analysis activities, the Center attempts to inform, with accurate and timely statistics, the key educational concerns of policymakers, educators and the general public. The Center has an extensive library of data files available for public distribution. This Directory is designed to give a brief (non-technical) synopsis of the files available.

In addition to supplying copies of data files, we also provide special tabulations through our programming services. Our capabilities range from straightforward listings through complicated statistical analyses.

General inquiries regarding the availability, content, and specifications of any of these files should be addressed to:

National Center for Education Statistics
Statistical Information Branch
1200 19th Street NW
Washington, D.C. 20208-1402
(202) 254-6057

Questions regarding indepth information about the surveys, their processing, sampling techniques, data quality testing, etc., should be addressed to the appropriate subject-matter specialists. The phone numbers are:

Elementary and Secondary Education	202-254-5530
Higher Education	202-254-6503
Vocational and Adult Education	202-254-5530
Libraries	202-254-3922
Longitudinal Studies	202-254-7361

Technical questions regarding the computer processing of the data can be answered by calling the Data Systems Branch at 202-254-7150.

Price and Ordering Information

Tape Prices

Each survey is sold as a unique data file. Our basic sales price for a data file is \$80. Additional files ordered at the same time are \$35 each. At this price, the files will be stacked on as few reels as possible. Some large files have separate pricing. These prices are given in the file descriptions.

All necessary documentation is included with each file. This includes: file layout, block size, number of records, explanatory narratives, survey forms and related studies.

Tape Technical Specifications

Our standard copying procedures for these files produce 9-track tapes in 1600 or 6250 BPI using extended binary coded decimal interchange code (EBCDIC) or American standard code for information interchange (ASCII), with IBM Standard Labels (SL) or unlabeled.

NCES has Statistical Analysis System (SAS) files available for most files produced since 1976.

To Order Our Files

To obtain files, complete the order form in the back of this directory. Please supply the appropriate purchaser information, tape specification and the file names ("Survey Area" plus available academic year). For example:

FILE NAME	YEAR	COST (BASIC)
Earned Degrees Conferred	77-78	\$80
Earned Degrees Conferred	81-82	35
Public School Universe	81-82	35
Private School Universe	76-80	35
	Total	\$185

Check or money order for the full amount, payable to the "U.S. Department of Education," must accompany the order. Mail the order to:

National Center for Education Statistics
U.S. Department of Education
1200 19th Street NW.
Washington, D.C. 20208-1402

Most orders are mailed within 5 working days of receipt.

Using the Directory

Column Headings:

"Survey Area" is the name of the survey data file. The names in this column are used for ordering files.

"Years Available" refers to the academic year which extends from the fall of the calendar year through the summer of the next year.

"Description" contains the number of respondents, major variables, and, in many cases, a brief description of the survey itself.

Abbreviations:

LEA — Local Education Agency
ED — Department of Education
SMSA — Standard Metropolitan Statistical Area
NCES — National Center for Education Statistics
FTE — Full Time Equivalent

Elementary and Secondary

Survey Area	Years Available	Description
Public School Districts	1968-69 through 1983-84 (except 74-75)	This file includes name, mailing address, county, grade span, number of schools, and fall enrollment for approximately 16,000 public school districts. The data for enrollment and number of schools are from the previous year.
Public School Universe	1969-72 (4-yr summary) 1977-78 through 1982-83	This file includes name, address, district, high grade, low grade, school type, and number of pupils enrolled and teachers for over 85,000 public schools. Most survey years lack some elements which were not submitted by certain States.
Private School Universe	1970-71 1976-77 1976-80 (4-yr summary)	This file includes name, mailing address, school district, type, affiliation, enrollment, graduates, and classroom teachers, for approximately 23,000 private schools.
School District Finance	1967-68 through 1979-80	This file includes revenues by fiscal year from local, State and Federal sources; non-revenue receipts; expenditures by type; capital outlay; debt service; and average daily attendance. The early surveys sample approximately 6,000 school districts. The 1976-77 and 78-79 surveys cover all LEAs (approximately 16,000).
Merged Federal Files	1976-77 1978-79	This file combines data from NCES school district universe; Census of Governments survey of local governments finances; Office of Civil Rights elementary/secondary education civil rights compliance survey; Department of Education Section 437 State-Administered Federal Programs; Equal Employment Opportunity Commission elementary/secondary staff survey; equalized property value; and National Institute of Education Special Tabulations of 1970 census data for school districts. This data file includes financial, student, staff and population characteristics for the more than 16,000 school districts in the United States.
Census of Population and Housing 1980: File 1F	1980	Data for all school districts in the country (approximately 16,000), including county components of school districts, are contained in this file. It has complete count data on population and housing characteristics. The price is \$160 for 1600 BPI Tape and \$80 for 6250 BPI.
Census of Population and Housing 1980: File 3F	1980	Data for all school districts in the country (approximately 16,000), including county components of school districts, are contained in this file. The data are based on sample estimates covering population, income, employment, education attainment, and housing characteristics. The price is \$120 for 6250 BPI tape and is not available in 1600 BPI.

Elementary and Secondary

Survey Area	Years Available	Description
Master Area Reference File, (MARF) 3	1980	Identification of each block group and enumeration district used for tabulating 1980 Census data, with the school district in which it is located, are contained in this file. This file also includes selected population and housing counts. There are approximately 400,000 block-group and enumeration-district records. The price is \$200 for 1600 BPI tape and \$80 for 6250 BPI.
Master Area Reference (MARF) 4	1980	This file identifies each city block and enumeration district used for tabulating 1980 Census data with the school district in which it is located. It also contains selected population and housing counts. Approximately 2.5 million city blocks and enumeration-district records are included. The price is \$320 for 6250 BPI tape. It is not available at 1600 BPI.
Table Print File	1980	Approximately 40 pages of tabular summaries of all 1980 Census data for each local school district. Only available in printed form and by individual school district. Price is \$40 per school district.
School District Non-Fiscal Data	1981-82 1982-83	This file includes name, number of schools, students enrolled, teachers, instructional aides, and administrative support staff in FTE of assignment for approximately 16,000 school districts.

Higher Education

Survey Area	Years Available	Description
Opening Fall Enrollment	1967 through 1983-84	Covered in this file is full-time, part-time and full-time-equivalent enrollment, by sex, for undergraduate, graduate, unclassified, and first-professional degree and first-time freshmen students for about 3,400 schools. The 1976, 1978, and 1980 surveys contain the Office of Civil Rights Compliance Report data. They also include the biennial collection of racial/ethnic enrollment data, by major field of study. (Racial/ethnic data for 1982 by summary only.)
Financial Statistics	1965-66 through 1981-82	This file presents current fund revenues, by source; expenditures, by function; physical plant assets, by type and value; indebtedness on physical plant; endowment revenues; and changes in fund balance for about 3,400 schools.
Physical Facilities	1971-72 1974-75 1978-79	This file includes number of square feet of physical plant space by type of room, function of room, organizational unit, and instructional program. The 1978 survey is a random sample of approximately 700 schools, and includes data pertaining to Section 504 of the Rehabilitation Act of 1973—student housing for the mobility impaired, handicapped enrollment.
Residence and Migration	1972, 1975 1979, 1981	This file covers student enrollment classifications (first-time, new transfers, etc.) by residence status, home state, and sex for about 3,400 schools.
Faculty Salaries	1971-72 through 1982-83	Salary, tenure, and fringe benefits of full-time instructional faculty by sex, rank, length of contract and type of institutional unit for about 3,400 schools are covered in this file. The 1972-73 and 1976-77 surveys also collected the number of part-time, full-time and non-faculty employees, by manpower resource category. The Privacy Act of 1974 forbids public dissemination of data on salary and fringe benefits for individuals and/or administrators. A suppression algorithm was used on data cells with fewer than three persons to create a public-use tape.
Earned Degrees Conferred	1968-69 through 1981-82	This file covers bachelor's, master's, doctor's and first-professional degrees received in major disciplines and subfields as well as degrees and awards received for less than 4 years work beyond high school, by sex for about 3,400 schools. The 1976-77, 1978-79, and 1980-81 surveys contain racial/ethnic data within major disciplines.
Institutional Characteristics	1969-70 through 1983-84	This file includes institution name, address, telephone number, congressional district, type of control, level of offerings, type of programs, accreditation, and previous year's enrollment for about 3,400 schools. Data are comparable with those found in <i>Education Directory, Colleges and Universities</i> available at Government Printing Office sales outlets.

Higher Education

Survey Area	Years Available	Description
College and University Libraries	1971-72, 1973-74, 1975-76, 1976-77, 1977-78, 1979-80, 1982-83	This file includes resources, physical facilities, staffing patterns, salaries and wages, number of employees, level of educational attainment, current expenditures, and number of learning resource centers for about 3,400 schools. Salary data cells for fewer than three persons are suppressed.
Adult and Continuing Education	1977-78 1979-80	This file is a sample of 484 reporting units. It covers non-credit activities in higher education institutions, by major academic and/or administrative unit; and number of non-credit registrations, by field of instruction.

Vocational and Adult Education

Survey Area	Years Available	Description
Postsecondary Career School Survey	1973-74 1975-76 1977-78 1979-80 1981-82	This file includes name, address, parent institution; type of control; enrollment by attendance status and sex; vocational programs and occupational fields; accreditation status; and Federal program eligibility for 9,300 active schools. Data compare with those found in <i>Directory of Postsecondary Schools with Occupational Programs</i> .
Programs and Enrollments in Noncollegiate Postsecondary Schools	1980	This file contains data collected from three postsecondary education survey forms. It covers: (a) schools from the Postsecondary Career School Survey; (b) a sample of approximately 5,300 schools that includes program enrollment, charges, length and output, student racial/ethnic origins, age and sex, and staff, by sex and assignments; and (c) data for 62 correspondence schools.
Characteristics of Students in Noncollegiate Postsecondary Schools	1981	This is a sample file of approximately 6,800 students drawn from the Postsecondary Career School universe of schools. It includes age, sex, race/ethnicity, and military status, previous vocational training plans, previous and current work experience, and future work plans.

Also See Adult and Continuing Education, page 6.

Libraries

Survey Area	Years Available	Description
Public Libraries Universe	1973 1977 1981	This file covers the complete universe of approximately 8,000 libraries and includes name, location, population of area served, ED State code, and SMSA code.
Public Libraries (LIBGIS)	FY 1974 FY 1978 FY 1982	Stratified random sample of 1,349 public libraries in the U.S. and outlying areas. Includes name and location of service outlets, population of area served, number of volumes of books and serials stocked, circulation, number of interlibrary and bulk loans, number of positions filled by library staff, operating receipts, and expenditures during the fiscal year.

Also See College, University Libraries page 6.

Longitudinal Studies

Survey Area	Years Available	Description
National Longitudinal Study (NLS) of the High School Class of 1972	1972 high school graduating class and four subsequent followups through October 1979.	Provides 3,524 variables on each of the sample 22,652 respondents. All data are contained in one data set. A three-volume data user's guide serves as documentation and is sent with the tapes. The Fifth Follow-up is scheduled for spring 1986. The base year segment contains: student personal family background; education and work experience; postsecondary plans, aspirations, attitudes; test results of verbal and non-verbal ability; items from student high school records. <i>Follow-up Data (1973, 1974, 1976, and 1979)</i> includes respondents' activity status, education and career plans, aspirations and attitudes. The price is \$325 for 1600 BPI tape and \$200 for 6250 BPI.
Student Codebook	Cumulative for all follow-ups	This variable list with tape file location (a machine-readable copy of appendix "O" of the student file user's manual) can be used to prepare control cards of variable labels for many different statistical software packages. This file is included with the NLS student file at no additional cost.
High School and Counselor Data	1972	This data file contains 504 variables from the high school file and counselor questionnaire responses. The data from the high school file can be linked to the data for the students attending each school. The file contains approximately 1,300 records. The 1972 school questionnaire gathered information on school organization and enrollment, course offerings, special services and programs, library and other resources, time scheduling, and grading systems. Counselor variables include workloads, counseling practices and facilities, experience with student financial aid programs, age, sex, race/ethnicity, training, and counseling experience.
School and Counselor Codebook	1972	This variable list with tape locations (a machine-readable copy of appendix B of the school file documentation) can be used to prepare control cards. This file is included with the school counselor file at no additional cost.
FICE Codes	1972-79	The Standard Federal Interagency Committee on Education (FICE) identifying numbers for 4,300 postsecondary institutions are contained in this file. (Appendix C.11 of the student file user's manual.) These can be used to link institutional data to the NLS-72 sample members who attended these institutions.
College Entrance Examination Board Institutional Data Base	1973-74	This file contains 84 variables on 4,139 post-secondary institutions (ordered by FICE code) from four sources: the 1973-74 <i>Higher Education Directory</i> , the 1973-74 tripartite Application Data File, the 1972-73 HEGIS Finance Survey, and the 1972 American Council on Education Institutional characteristics file. These data can be linked to NLS-72 sample members by the common FICE codes.

Longitudinal Studies

Survey Area	Years Available	Description
School District Census Data	1970	This file contains standard census data tabulated by 3,500 school district boundaries for districts in which NLS-72 sample members attended high school. These data can be linked to the student records by the common high school code number.
High School and Beyond		
(HS&B) base year data	1980 (only)	This nationally representative data base contains data on sophomore and senior high school students from the class of 1980. All other HS&B data files (such as parent, school, teacher, transcript, twin, friends, offerings and enrollment, and local market indicators) can be easily merged with the student file. The base year file contains information on 58,270 students including personal backgrounds, education and work experience, postsecondary plans and aspirations, and verbal and non-verbal cognitive test scores. This file is \$120 on 1600 BPI tape.
HS&B Sophomore class of 1980, 1st Follow-Up	1980 plus 1982 follow-up	This file expands the base-year file by adding 1982 data for the approximately 30,000 sophomores only. First follow-up students included those who 1) remained in the same school since their sophomore years, 2) transferred to another high school, 3) graduated from high school, or 4) dropped out of high school before spring 1982. This file is \$120 on 1600 BPI tape.
HS&B Sophomore class of 1980, 2nd Follow-Up	1980 plus 1982 and 1984 follow-ups	This file expands on the base-year and first follow-up file by adding 1984 (second follow-up) questionnaire data and composite variables for approximately 15,000 sophomores. Postsecondary and work history variables are included on this merged file. This file is \$120 on 1600 BPI tape.
HS&B Senior class of 1980	1980 plus 1982 and 1984 follow-ups	This file expands on the base-year file adding 1982 and 1984 follow-up data on approximately 12,000 seniors. It is similar to the Merged Sophomore file and includes postsecondary education and work history. This file is \$120 on 1600 BPI tape.
HS&B School File	1980 plus 1982 follow-up	The School File contains school questionnaire responses that were provided by administrators in 1,015 public, Catholic, and other private schools. The questionnaire focused on a number of school characteristics including type and organization, enrollment, faculty composition, instructional programs, course offerings, specialized programs, participation in Federal programs, faculty characteristics, funding sources, discipline problems, teacher organizations (e.g., unions), and grading systems. This file contains the 1980 data and the 1982 update.
HS&B Language File	1980	The Language File contains information on each student who said he or she had experience in a language other than English. This file contains 11,303 records (sophomores and seniors combined), 42 variables for each student.

Longitudinal Studies

Survey Area	Years Available	Description
HS&B Parent File	1984	The revised Parent File contains questionnaire responses from the parents of about 3,600 sophomores and 3,600 seniors who are in the Student File. Each record on the Parent File contains a total of 307 variables. Data in this file include parents' aspirations and plans for their children's postsecondary education. The revised Parent File augments the original file with the addition of 22 analytically constructed variables, half of which are new measures of income and wealth. The remaining new variables enable analysts to delete observations which are out of range for one or more reasons. This replaces the file released in 1980.
HS&B Twin and Sibling File	1980	The Twin and Sibling File contains responses from sampled twins and triplets; augmented data on twins and triplets of sample members; and responses from siblings in the sample. This file (2,718 records) includes the same variables that are in the HS&B Student Base-Year File plus two additional variables (family ID and SETTYPE--type of twin or siblings).
HS&B Teacher Comments File	1980	The Sophomore Teacher File contains responses from 14,103 teachers on 18,291 students from 616 schools. The Senior Teacher File contains responses from 13,683 teachers on 17,056 students from 611 schools. At each grade level, teachers had the opportunity to answer questions about HS&B-sampled students who had been in their classes. The typical student in the sample was rated by an average of four different teachers. Preliminary analyses by NCES indicate that the files contain approximately 76,000 teacher observations of sophomores and about 67,000 teacher observations of seniors.
HS&B Friend File	1980	The Friend File contains identification numbers of students in the HS&B sample who were named as being friends of other HS&B sample students. Each record contains the ID of sampled students and IDs of up to three friends. Linkages among friends can be used to investigate the sociometry of friendship structures, including reciprocity of choices among students in the sample, and for tracing friendship networks.
HS&B Offerings and Enrollment File	1982	The Offerings and Enrollment File contains information on course offerings and enrollment for most of the schools in the HS&B sample.
HS&B Local Labor Market Indicator	1980	The Local Labor Market Indicator File contains information on county, SMSA, and State indicators of labor market activity for the 1,015 high schools in the HS&B sample.
HS&B Transcript File	1982	The Transcript File contains complete high school transcript information (including specific course information such as course name, grade received, year taken, credits earned, etc.) for 15,941 students from the sophomore file.

Longitudinal Studies

Survey Area	Years Available	Description
HS&B Pell Grant File	1982	The Pell Grant File contains data for 2,916 HS&B seniors who were Pell Grant recipients between high school graduation in 1980 and the first follow-up survey in 1982. These data were derived from the Recipient History and Roster Master Files for school years 1980-81 and 1981-82 in the Pell Grant Information System. Only available in Statistical Analysis System (SAS) format.

ORDER FORM

Mail to:
 National Center for Education Statistics
 U.S. Department of Education
 1200 19th Street NW.
 Washington, D.C. 20208-1402

Date _____

Purchaser:
 Name _____
 Organization _____
 Address _____
 City _____
 State _____ Zip _____
 Phone # _____

Ship to:
 (enter if different from purchaser)
 Name _____
 Organization _____
 Address _____
 City _____
 State _____ Zip _____

TAPE SPECIFICATIONS. The specifications below (check one) will be used to create your data tape. You may wish to discuss this information with your computer site personnel before completing this section.

Label	Density	Code Convention
<input type="checkbox"/> Standard IBM <input type="checkbox"/> Non-Label	<input type="checkbox"/> 1600 BPI <input type="checkbox"/> 6250 BPI	<input type="checkbox"/> EBCDIC <input type="checkbox"/> ASCII <input type="checkbox"/> SAS

PRODUCT(S) ORDERED. See page 2 before completing this section.

File Name	Year	Cost (for most orders)
		\$80
		35
		35
		35
		35
		35
	Total	\$ _____

Enclose check or money order for total amount payable to: U.S. Department of Education.

Check here if you want the order sent by Federal Express. It will be sent COLLECT. Enter your Account Number _____.

 Signature (Required to Validate Order)

All prices subject to change. Most orders are processed within 5 working days after receipt.