

DOCUMENT RESUME

ED 270 193

JC 860 334

TITLE Report for Florida Community Colleges, 1984-85: The Fact Book.
 INSTITUTION Florida State Dept. of Education, Tallahassee. Div. of Community Colleges.
 PUB DATE Jun 86
 NOTE 139p.
 PUB TYPE Statistical Data (110)

EDRS PRICE MF01/PC06 Plus Postage.
 DESCRIPTORS College Faculty; College Programs; *Community Colleges; Degrees (Academic); *Educational Finance; *Enrollment Trends; Expenditures; Full Time Equivalency; Governance; Intellectual Disciplines; Program Costs; Salaries; *School Personnel; State Surveys; Teacher Salaries; Two Year Colleges; *Two Year College Students; Vocational Education
 IDENTIFIERS *Florida


ABSTRACT

Designed to provide information about the system of community colleges in Florida, this report offers descriptive and statistical data regarding enrollment trends, college personnel, educational finances, and governance. First, the report provides a historical overview of the state system from its beginnings in 1933 to the present. Next, statistical tables are presented, focusing on annual student enrollments, 1947-48 through 1984-85; opening fall enrollment by class, program, and status; full-time equivalent (FTE) enrollment by college; annual FTE by term and discipline; annual program headcount enrollment; annual reports of vocational, and supplemental and apprenticeship programs; student acceleration; degrees and other formal awards; vocational programs; salary ranges for instructional personnel, administrators, and non-instructional professional personnel; fringe benefits for full-time faculty; employee characteristics; revenues and expenditures; and costs of instruction and support programs. Appendices provide a glossary and lists of state-level administrators. (RO)

 * Reproductions supplied by EDRS are the best that can be made *
 * from the original document. *

ED270193

REPORT FOR FLORIDA COMMUNITY COLLEGES 1984-85



The Fact Book

"PERMISSION TO REPRODUCE THIS
MATERIAL HAS BEEN GRANTED BY
W. BELL

TO THE EDUCATIONAL RESOURCES
INFORMATION CENTER (ERIC)."

U.S. DEPARTMENT OF EDUCATION
Office of Educational Research and Improvement
EDUCATIONAL RESOURCES INFORMATION
CENTER (ERIC)

This document has been reproduced as
received from the person or organization
originating it.

Minor changes have been made to improve
reproduction quality.

• Points of view or opinions stated in this docu-
ment do not necessarily represent official
OERI position or policy.

10 860 534

PUBLICATIONS AND REPORTS PRODUCED BY THE
DIVISION OF COMMUNITY COLLEGES

Articulation

Community College Management Information System Procedures
Manual, 1986

Directory, Florida Community Colleges

"Opening Fall Enrollments in Florida's Community Colleges"

Master Plan for the Florida Community College System, 1983

Report for Florida Community Colleges, The Fact Book

"Report of Annual Program Inventory by College and Systemwide"

"Faculty Salaries, Florida Community Colleges"

**REPORT FOR
FLORIDA
COMMUNITY COLLEGES
1984-85**

THE FACT BOOK

**DEPARTMENT OF EDUCATION
DIVISION OF COMMUNITY COLLEGES
TALLAHASSEE, FLORIDA**

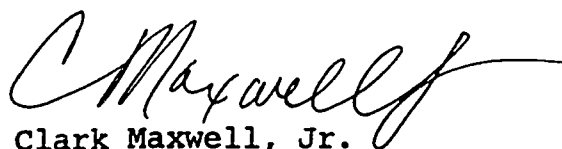
JUNE, 1986

F O R E W O R D

The principal purpose of the Report for Florida Community Colleges is to convey information to interested persons about the system of community colleges in Florida. Sometimes referred to as the "Community College Fact Book," it is intended for use by those people interested in community college education in Florida.

The majority of the tables were prepared from the Community College Management Information System (CCMIS), a computer-based system which provides a capability to present information which would otherwise be unavailable or too costly. The tables present the information most frequently referenced and used by the State Board of Community Colleges and others. A great amount of additional statistical/financial data about Florida's community colleges is available on request.

It should be noted that prior to the 1981-82 reporting year, a full-time equivalent (FTE) student in the vocational area (postsecondary adult and supplemental) was defined as 810 instructional hours. That definition now requires 900 instructional hours. Furthermore, beginning in 1982-83, the Legislature for allocation and analysis purposes, mandated that FTE reports reflect that a full-time equivalent (FTE) student in Advanced and Professional (university parallel) and Postsecondary Vocational programs be defined as 40 student semester hours instead of 30. In addition, the Summer term is the first term in the reporting year. Table 4 reflects these definitions of FTE students enrollments for 1984-85. In order for one to compare FTE longitudinally, FTE tables utilizing these definitions have been included for the years 1980-81, 1981-82, 1982-83, 1984-85 and 1985-86. In contrast to Tables 3 - 6 where only fee-paying students are displayed, the printouts in Table 7 include all enrolled students.



Clark Maxwell, Jr.
Executive Director
State Board of Community Colleges

TABLE OF CONTENTS

FOREWORD.....	iii
LIST OF STATISTICAL TABLES.....	vii
STATE COMMUNITY COLLEGE SYSTEM OF FLORIDA.....	1
STATISTICAL TABLES.....	5
GLOSSARY.....	69
STATE BOARD OF COMMUNITY COLLEGES.....	75
DIVISION OF COMMUNITY COLLEGES.....	79

LIST OF STATISTICAL TABLES

<u>TABLE</u>		<u>PAGE</u>
1	Annual Student Enrollments 1947-48 Through 1984-85	7
2A	Opening Fall Enrollment - College Level Headcount (By Class)	8
2B	Opening Fall Enrollment - College Level Headcount (By Program)	9
2C	Opening Fall Enrollment - College Level Headcount (First Time In College, Returning Students, Transfer Students)	10
3	FTE Enrollment by College (All except CIS)	13
4	FTE Enrollment	14
5	Annual FTE By Term	15
6	Annual FTE By Discipline	16
7A	Annual FTE By Term (All Students - 1984-85)	25
7B	Annual FTE By Term (All Students - 1983-84)	26
7C	Annual FTE By Term (All Students- 1982-83)	27
7D	Annual FTE By Term (All Students - 1981-82)	28
7E	Annual FTE By Term (All Students - 1980-81)	29
8	Annual Program Enrollment (Headcount)	30
9	Annual Report of Vocational Programs (Headcount - Postsecondary/Postsecondary Adult Vocational)	31
10	Annual Report of Supplemental and Apprenticeship Courses (Headcount)	32

11	Headcount of Students Served in Developmental and Community Instructional Services Programs	33
12	Student Acceleration Report	34
13	Degrees and Other Formal Awards	36
14	Vocational Programs	37
15	Summary of Scheduled Salary Ranges for Instructional Personnel	43
16A	Average Salary by Contract Length Full-Time Instructional Personnel	44
16B	Average Salary by Contract Length Full-Time Instructional Department Administrators	45
16C	Average Salary by Contract Length Full-Time Executive, Administrative and Managerial Personnel	46
16D	Average Salary by Contract Length Full-Time Non-Instructional Professional Personnel	47
17	Salaries for Selected Positions	48
18	Fringe Benefits for Full-Time Faculty	49
19	College Employees - System Total (Headcount by Sex and Race)	51
20A	Statement of Beginning Balance, Revenues, and Other Receipts for the General Current Fund	52
20B	Statement of Beginning Balance, Revenues, and Other Receipts for the Restricted Current Fund	53
21	Statement of Educational and General Expenditures General Current Fund	54
22	Statement of Educational and General Expenditures Restricted Current Fund	59
23	Annual Financial Report for Unexpended Plant Fund Additions	64
24	Annual Financial Report for Unexpended Plant Fund Expenditures	65

25	Full Cost Summary Report (Cost Per FTE)	66
26A	Direct Cost of Instruction by College	67
26B	Direct Cost of Support Programs by College	68

STATE COMMUNITY COLLEGE SYSTEM OF FLORIDA

Florida's community college system had its beginning in 1933 when Palm Beach Junior College was established as a public two-year college. From that date until 1947, when St. Petersburg Junior College changed its status from private to public, Palm Beach Junior College remained the only public two-year college in Florida. When the Florida Minimum Foundation Program was enacted in 1947, combined state and local support for community colleges became a reality. With this incentive, Pensacola Junior College was established in 1948 and Chipola Junior College, established in 1947 as a private institution, changed its status to become a public junior college.

The Legislature in 1955 established the Community College Council, whose report was published in 1957 under the title, "The Community Junior College in Florida's Future." This report, which was approved by the State Board of Education, contained recommendations for needed legal changes and a master plan for establishing a system of public community colleges in Florida which ultimately would provide post-high school education within commuting distance of more than 99 percent of Florida's population. In the development and implementation of this plan, Florida became a national model for the orderly development of a statewide system of community colleges.

Consequently, the 1957 Legislature authorized creation of the Division of Community Colleges in the State Department of Education and appropriated funds for six new community colleges to begin implementation of the master plan. These were:

Gulf Coast Community College	Manatee Junior College
Central Florida Community College	North Florida Junior College
Daytona Beach Community College	St. Johns River Community College

With the opening of Pasco-Hernando Community College in 1972, the master plan had been implemented. Twenty-eight community colleges had been established to serve the citizens of the State of Florida by offering the first two years of a baccalaureate degree, vocational education, and adult continuing education. Furthermore, in order to bring instruction closer yet to students, more than 2,000 other locations, such as churches, public schools, and community centers are also used. In addition, the 28 colleges have established additional centers and campuses to better serve student needs.

To further insure the efficient and effective operation of the State Community College System, the Florida Legislature in 1979 established the State Community College Coordinating Board and in 1983 replaced that board with the State Board of Community Colleges. Since that time, the State Board of Community Colleges has earned the respect of the community college community by strongly preserving local control represented by local Boards of Trustees, while at the same time establishing systemwide policies and coordination. Indeed, the Florida System of Community Colleges has received national recognition because of this unusual balance between local control and State coordination and funding.

During the period of time described above, postsecondary education needs in Florida were changing. Identifiable changes include an increase in the mean age of students, changes in enrollment patterns, population growth, changes in population patterns, increased emphasis on vocational education, increased emphasis on economic development, and entry of women into the work force in unprecedented numbers. The Postsecondary Education Planning Commission (PEPC) was established in 1981 to provide overall guidance and direction for the improvement of postsecondary education in Florida. A new community college master plan was developed to become part of the broader plan envisioned by PEPC. The Master Plan for the Florida Community College System was published in September, 1983, addressing a number of concerns including emphasis on the improvement of quality, the trend toward increased part-time enrollments, minority needs, women's needs, and student financial aid needs.

The twenty-eight community colleges comprising the Florida system are listed on the following page along with the year each was established.

THE COLLEGES*

<u>COLLEGE</u>	<u>ESTABLISHED</u>
Palm Beach Junior College	1933
St. Petersburg Junior College	1947**
Chipola Junior College	1948***
Pensacola Junior College	1948
Gulf Coast Community College	1957
Central Florida Community College	1958
Daytona Beach Community College	1958
Manatee Community College	1958
North Florida Junior College	1958
St. Johns River Community College	1958
Brevard Community College	1960
Broward Community College	1960
Indian River Community College	1960
Miami-Dade Community College	1960
Edison Community College	1962
Lake City Community College	1962
Lake-Sumter Community College	1962
Okaloosa-Walton Junior College	1964
Polk Community College	1964
Florida Keys Community College	1965
Florida Junior College at Jacksonville	1966
Santa Fe Community College	1966
Seminole Community College	1966
South Florida Community College	1966
Tallahassee Community College	1966
Valencia Community College	1967
Hillsborough Community College	1968
Pasco-Hernando Community College	1972

*Please refer to inside back cover for addresses.

**St. Petersburg Junior College was established in 1927 as a private institution and became part of Florida's public system in 1947.

***Chipola Junior College was established in 1947 as a private institution and became part of Florida's public system in 1948.

STATISTICAL TABLES

TABLE 1
ANNUAL STUDENT ENROLLMENTS
1947-48 THROUGH 1984-85

YEAR	NUMBER OF COLLEGES	STUDENT HEADCOUNT	STUDENT FTE	INSTRUCTIONAL POSITIONS (FTE)
1947-48	2	800	N.A.	N.A.
1948-49	4	1,143	874	58
1949-50	5	1,434	1,107	70
1950-51	5	1,375	1,040	74
1951-52	5	1,164	896	68
1952-53	5	1,407	1,083	66
1953-54	5	1,676	1,233	76
1954-55	5	2,516	1,797	95
1955-56	5	3,757	2,201	124
1956-57	5	5,218	2,816	145
1957-58	7	7,224	3,601	259
1958-59	16	13,303	6,198	480
1959-60	17	23,436	8,052	649
1960-61	24	36,846	11,955	860
1961-62	25	46,281	16,310	1,112
1962-63	29 ¹	56,607	21,380	1,368
1963-64	28	78,642	28,987	1,666
1964-65	29	104,777	39,390	2,063
1965-66	24	124,964	51,353	2,517
1966-67	25	160,812	68,668	3,347
1967-68	26	188,413	77,447	3,716
1968-69	27	213,549	87,020	4,530
1969-70	27	252,507	96,134	4,932
1970-71	27	327,265	107,634	5,130
1971-72	27	354,707	117,935	N.A.
1972-73	28	417,984	120,666	N.A.
1973-74	28	445,568	134,395	5,478
1974-75	28	532,089	157,576	5,388
1975-76	28	504,271	162,739	5,627
1976-77	28	535,396	164,815	5,945
1977-78	28	598,217	173,298	6,528
1978-79	28	703,740	176,080	6,150
1979-80	28	719,049	182,496	6,626
1980-81	28	742,823	191,450	6,847
1981-82	28	744,595	192,791 ²	7,031
1982-83	28	704,453	150,405 ³	6,673
1983-84	28	703,610	143,382 ³	6,806
1984-85	28	685,320	137,113 ³	6,798

¹ Includes twelve public two-year colleges established for black students. By 1966, these were merged with nearby white colleges.

² Student FTE Enrollments reflect the change from 810 to 900 instructional hours per FTE for Postsecondary Adult and Supplemental, Developmental and CIS instruction.

³ Student FTE Enrollments reflect changes indicated in 2, the change from 30 to 40 student semester hours per FTE for Advanced and Professional and Postsecondary Vocational instruction, and the change to Summer as the first term in the reporting year.

TABLE 2A
OPENING FALL ENROLLMENT - COLLEGE LEVEL HEADCOUNT

COLLEGE	FRESHMEN		SOPHOMORES		UNCLASSIFIED		TOTAL FULL-TIME	TOTAL PART-TIME	COLLEGE TOTAL	PERCENT CHANGE*
	F-T	P-T	F-T	P-T	F-T	P-T				
BREVARD	2,091	3,292	1,567	2,456	123	1,180	3,781	6,928	10,709	-3.60
BROWARD	3,682	5,065	2,062	3,311	853	4,527	6,597	12,903	19,500	-7.42
CENTRAL FLORIDA	732	889	385	352	41	123	1,158	1,364	2,522	-5.65
CHIPOLA	414	269	217	110	14	267	645	646	1,291	4.79
OAYTONA BEACH	1,802	1,441	808	687	469	2,064	3,079	4,192	7,271	-11.97
EDISON	1,015	2,344	492	1,185	169	817	1,676	4,346	6,022	1.26
FLA JC AT JAX	2,505	3,859	1,704	3,332	297	2,262	4,506	9,453	13,959	-14.39
FLORIDA KEYS	133	284	100	235	38	772	271	1,291	1,562	-0.38
GULF COAST	987	1,178	602	483	24	702	1,613	2,363	3,976	2.93
HILLSBOROUGH	2,600	5,536	922	1,780	171	1,189	3,693	8,505	12,198	-4.70
INDIAN RIVER	960	1,736	510	594	80	2,224	1,550	4,554	6,104	16.78
LAKE CITY	658	649	317	174	71	77	1,046	900	1,946	-4.37
LAKE-SUMTER	361	456	167	170	37	531	565	1,157	1,722	-6.16
MANATEE	1,153	1,689	932	902	204	1,145	2,289	3,736	6,025	-10.46
MIAMI-DADE	8,425	10,754	4,351	8,767	518	4,860	13,294	24,381	37,675	
NORTH FLORIDA	160	243	84	57	16	280	260	580	840	-0.47
OKALOOSA-WALTON	607	1,528	469	836	12	140	1,088	2,504	3,592	-2.63
PALM BEACH	1,726	3,796	1,406	2,640	257	1,812	3,389	8,248	11,637	-2.54
PASCO-HERNANDO	359	693	310	466	105	948	774	2,107	2,881	-5.04
PENSACOLA	1,381	2,995	1,011	1,652	17	587	2,409	5,234	7,643	-8.61
POLK	946	1,813	625	35		1,069	1,571	2,917	4,488	-7.20
ST. JOHNS RIVER	197	431	171	161	66	437	434	1,029	1,463	-11.87
ST. PETERSBURG	2,835	6,554	1,964	2,830	364	1,318	5,163	10,702	15,865	-4.53
SANTA FE	1,433	2,210	1,779	1,874			3,212	4,084	7,296	-2.71
SEMINOLE	986	1,671	621	1,089	17	308	1,624	3,068	4,692	-8.93
SOUTH FLORIDA	172	261	90	110	16	318	278	689	967	14.17
TALLAHASSEE	1,359	1,496	782	1,248			2,141	2,744	4,885	-3.48
VALENCIA	3,021	6,261	110	934	40	1,066	3,171	8,261	11,432	2.97
SYSTEM TOTAL	42,700	69,393	24,558	38,470	4,019	31,023	71,277	138,886	210,163	-4.02

SOURCE: EF-1

* FROM PREVIOUS YEAR.

FLORIDA
COMMUNITY
COLLEGES

TABLE 2B

CCMIS 103
04/11/86
02:34 PM

OPENING FALL ENROLLMENT - COLLEGE LEVEL HEADCOUNT

COLLEGE	FALL 1984									TOTAL F-T	TOTAL P-T	COLLEGE TOTAL
	ADVANCED AND PROFESSIONAL			VOCATIONAL (CREDIT)			OTHER OBJECTIVES					
	F-T	P-T	TOTAL	F-T	P-T	TOTAL	F-T	P-T	TOTAL			
BREVARD	2492	3588	6080	1166	2160	3326	123	1180	1303	3731	6928	10709
BROWARD	4108	4316	8424	1636	4060	5696	853	4527	5380	6597	12903	19500
CENTRAL FLORIDA	817	744	1561	326	347	673	15	273	298	1158	1364	2522
CHIPOLA	579	340	919	52	37	89	14	269	283	645	646	1291
DAYTONA BEACH	1557	1218	2775	1306	1144	2450	216	1830	2046	3079	4192	7271
EDISON	1390	1584	2974	231	990	1221	55	1772	1827	1676	4346	6022
FLA JC AT JAX	2806	4787	7593	1403	2404	3807	297	2262	2559	4506	9453	13959
FLORIDA KEYS	125	292	417	108	227	335	38	772	810	271	1291	1562
GULF COAST	1147	788	1935	427	519	946	39	1056	1095	1613	2363	3976
HILLSBOROUGH	2386	3843	6229	1057	2448	3505	250	2214	2464	3693	8505	12198
INDIAN RIVER	1074	962	2036	411	1067	1478	65	2525	2590	1550	4554	6104
LAKE CITY	355	231	586	592	202	794	99	467	566	1046	900	1946
LAKE-SUMTER	425	298	723	103	329	432	37	530	567	565	1157	1722
MANATEE	1537	1978	3515	576	800	1376	176	958	1134	2289	3736	6025
MIAMI-DADE	9686	12915	22601	3032	6199	9231	576	5267	5843	13294	24361	37675
NORTH FLORIDA	247	299	546	0	0	0	13	281	294	260	580	840
OKALOOSA-WALTON	840	1401	2241	177	501	678	71	602	673	1088	2504	3592
PALM BEACH	2711	4210	6921	645	1715	2360	33	2323	2356	3089	8248	11637
PASCO-HERNANDO	392	620	1012	307	603	910	75	884	959	774	2107	2881
PENSACOLA	1762	2826	4588	619	1487	2106	28	921	949	2409	5234	7643
POLK	1015	932	1947	454	1013	1467	102	972	1074	1571	2917	4488
ST. JOHNS RIVER	255	253	508	109	153	262	70	623	693	434	1029	1463
ST. PETERSBURG	3740	6654	10394	1361	3099	4460	62	949	1011	5163	10702	15865
SANTA FE	2254	2707	4961	833	1263	2096	125	114	239	3212	4084	7296
SEMINOLE	1307	1541	2848	274	811	1085	43	716	759	1624	3068	4692
SOUTH FLORIDA	214	315	529	46	74	120	18	300	318	278	689	967
TALLAHASSEE	1803	1746	3549	282	613	895	56	385	441	2141	2744	4885
VALENCIA	2520	4450	6970	543	2038	2581	108	1773	1881	3171	8261	11432
SYSTEM TOTAL	49544	65838	115382	18076	36303	54379	3657	36745	40402	71277	138886	210163

SOURCE: EF 185

TABLE 2C
OPENING FALL ENROLLMENT - COLLEGE LEVEL HEADCOUNT

FALL 1984

COLLEGES	EARLY ADMISSIONS	FIRST TIME IN COLLEGE			RETURNING STUDENTS			TRANSFER STUDENTS			COLLEGE TOTAL
		PREV YEAR	HS GRAD	OTHER	TOTAL	ENROLLED PREV YEAR	NOT ENROL. PREV YEAR	TOTAL	IN-STATE INSTIT.	OUT-STATE INSTIT.	
BREVARD	6	1,079	764	1,849	6,861	1,531	8,392	187	281	468	10,709
BROWARD	95	2,294	2,273	4,662	10,924	2,017	12,941	875	1,022	1,897	19,500
CENTRAL FLORIDA	35	434	438	907	1,365	158	1,523	47	45	92	2,522
CHIPOLA	114	254	196	564	603	108	711	10	6	16	1,291
DAYTONA BEACH	49	701	1,285	2,035	4,325	746	5,071	49	116	165	7,271
EDISON	76	695	1,116	1,887	2,116	499	2,615	468	1,052	1,520	6,022
FLA JC AT JAX	18	1,500	1,686	3,204	8,500	1,594	10,094	585	76	661	13,959
FLORIDA KEYS	0	84	517	601	668	236	904	22	35	57	1,562
GULF COAST	54	396	555	1,005	1,649	889	2,538	97	336	433	3,976
HILLSBOROUGH	8	1,291	1,802	3,101	7,191	1,070	8,261	836	0	836	12,198
INDIAN RIVER	3	404	1,196	1,603	4,341	10	4,351	74	76	150	6,104
LAKE CITY	3	273	378	654	1,013	239	1,252	37	3	40	1,946
LAKE-SUMTER	0	218	296	514	746	300	1,046	83	79	152	1,722
MANATEE	13	768	1,224	2,005	2,964	605	3,569	132	319	451	6,025
MIAMI-DADE	260	4,619	2,634	7,513	24,786	3,591	28,377	672	1,113	1,785	37,675
NORTH FLORIDA	119	145	136	400	419	3	422	9	9	18	840
OKALOOSA-WALTON	1	377	310	688	2,032	380	2,412	125	367	492	3,592
PALM BEACH	56	1,266	987	2,309	6,240	1,585	7,825	599	904	1,503	11,637
PASCO-HERNANDO	16	364	534	914	1,362	330	1,692	124	151	275	2,881
PENSACOLA	98	986	370	1,454	4,458	1,102	5,560	197	432	629	7,643
POLK	34	735	401	1,170	1,999	447	2,446	455	417	872	4,488
ST. JOHNS RIVER	45	207	200	452	660	176	836	103	72	175	1,463
ST. PETERSBURG	57	975	2,977	4,009	9,510	988	10,498	599	759	1,358	15,865
SANTA FE	11	744	494	1,249	4,790	578	5,368	521	158	679	7,296
SEMINOLE	36	614	691	1,341	2,580	480	3,060	189	102	291	4,692
SOUTH FLORIDA	9	112	269	390	343	101	444	74	59	133	967
TALLAHASSEE	2	335	743	1,080	3,068	66	3,134	671	0	671	4,885
VALENCIA	465	1,087	771	2,323	6,943	1,449	8,392	392	325	717	11,432
SYSTEM TOTAL	1,683	22,957	25,243	49,883	122,456	21,278	143,734	8,232	8,314	16,546	210,163

SOURCE EF - 1

FTE STUDENT ENROLLMENTS
(Fee Paying Only)*

* Also excludes Community Instructional Services (CIS) Enrollments.

TABLE 3

FTE ENROLLMENT BY COLLEGE

FLORIDA
COMMUNITY
COLLEGESCCMIS 205
06/09/86
12:37 PM

COLLEGE	1980-81 FTE	1981-82 FTE	PERCENT CHANGE	1982-83 FTE	PERCENT CHANGE	198J-84 FTE	PERCENT CHANGE	1984-85 FTE	PERCENT CHANGE	1985-86 FTE	PERCENT CHANGE
BREVARD	5,407.1	6,389.7	18.2	7,308.1	14.4	7,865.9	7.6	6,996.3	-11.1	6,926.7	-1.0
BROWARD	8,573.8	9,111.7	6.3	9,791.9	7.5	9,962.8	1.7	9,534.6	-4.3	9,081.4	-4.8
CENTRAL FLORIDA	2,272.5	2,045.6	-10.0	2,473.8	20.9	2,409.4	-2.6	1,979.2	-17.9	2,172.6	9.8
CHIPOLA	991.5	962.0	-3.0	924.8	-3.9	927.4	0.3	963.7	3.9	1,020.7	5.9
DAYTONA BEACH	5,381.5	6,242.7	16.0	6,305.0	1.0	6,710.6	6.4	6,188.1	-7.8	6,656.8	7.6
EDISON	2,214.5	2,461.2	11.1	2,646.2	7.5	2,749.1	3.9	2,678.6	-2.6	2,647.7	-1.2
FLA JC AT JAX	14,976.1	15,021.8	0.3	14,372.5	-4.3	13,557.1	-5.7	11,632.6	-13.8	12,129.4	3.8
FLORIDA KEYS	718.5	803.0	11.8	779.5	-2.9	755.5	-3.1	753.0	-0.3	703.4	-6.6
GULF COAST	2,061.3	2,016.6	-2.2	2,032.1	0.8	2,132.5	4.9	2,091.3	-1.9	2,086.9	-0.2
HILLSBOROUGH	6,423.3	5,919.0	-7.9	5,940.7	0.4	6,100.7	2.7	5,696.4	-6.6	5,686.4	-0.2
INDIAN RIVER	3,625.2	4,825.0	33.1	4,612.0	-4.4	4,465.3	-3.2	4,629.0	3.7	4,640.9	0.3
LAKE CITY	1,277.0	1,349.6	5.7	1,547.0	14.6	1,381.2	-10.7	1,578.5	14.3	1,751.0	10.9
LAKE-SUMTER	741.4	693.4	-6.5	833.1	20.1	818.9	-1.7	746.6	-8.8	808.5	8.3
MANATEE	2,585.5	2,810.8	8.7	3,143.6	11.8	3,223.0	2.5	3,020.0	-6.3	3,087.5	2.2
MIAMI-DADE	22,173.8	25,835.0	16.5	24,745.9	-4.2	24,180.0	-2.3	23,682.0	-2.1	24,017.2	1.4
NORTH FLORIDA	564.5	564.1	-0.1	683.1	21.1	676.0	-1.0	641.9	-5.0	670.9	4.5
OKALOOSA-WALTON	2,247.2	2,151.6	-4.3	2,180.5	1.3	2,295.7	5.3	2,172.3	-5.4	2,213.9	1.9
PALM BEACH	4,964.9	5,163.9	4.0	5,598.6	8.4	5,487.1	-2.0	5,532.2	0.8	5,643.1	2.0
PASCO-HERNANDO	1,546.3	1,399.3	-3.4	1,750.4	9.4	1,585.5	-9.4	1,495.0	-5.7	1,567.1	4.8
PENSACOLA	8,677.8	8,252.8	-4.9	8,876.9	7.6	7,777.1	-12.4	7,049.0	-9.4	7,200.8	2.2
POLK	2,455.3	2,578.1	5.0	2,733.2	6.0	2,538.4	-7.1	2,366.2	-6.8	2,295.3	-3.0
ST. JOHNS RIVER	716.8	705.9	-1.5	798.3	13.1	719.0	-9.9	695.6	-3.3	746.5	7.3
ST. PETERSBURG	7,912.6	8,118.0	2.6	8,587.7	5.8	8,600.4	0.1	8,427.5	-2.0	8,281.8	-1.7
SANTA FE	4,789.2	5,105.2	6.6	5,244.3	2.7	5,024.8	-4.2	4,903.8	-2.4	5,074.2	3.5
SEMINOLE	5,019.2	5,313.4	5.9	5,400.4	1.6	4,830.1	-10.6	4,917.0	1.8	5,185.9	5.5
SOUTH FLORIDA	1,014.2	1,075.9	6.1	1,165.8	8.4	1,100.9	-3.6	1,165.5	5.9	1,579.3	35.5
TALLAHASSEE	2,046.9	2,449.5	19.7	2,716.0	10.9	2,598.6	-4.3	2,560.2	-1.5	2,752.9	7.5
VALENCIA	5,458.3	5,882.4	7.8	5,842.2	-0.7	6,025.6	3.1	5,891.7	-2.2	6,204.5	5.3
SYSTEM TOTAL	126,836.2	135,447.2	6.8	139,033.6	2.6	136,498.6	-1.8	130,037.8	-4.7	132,833.3	2.1

SOURCES: FW6VOC5481

FAFVCFWS482

FAFVCFWS483

FAFVCFWS484

FAFVCFWS485

FAFVCFWS386

BEST COPY AVAILABLE

FLORIDA
COMMUNITY
COLLEGES

TABLE 4
FTE ENROLLMENT

CCMIS 228
06/05/86
08:51 AM

1984 - 1985

COLLEGE	A AND P	POSTSEC VOC	POSTSEC ADULT VOC	SUPP VOC	TOTAL VOC	COMP	ADULT EL AND SEC	TOTAL DEV	GRAND TOTAL
BREVARD	3,155.2	1,346.6	946.9	584.4	2,877.9	60.9	902.3	963.2	6,996.3
BROWARD	6,091.8	3,190.1		143.6	3,333.7	109.1		109.1	9,534.6
CENTRAL FLORIDA	940.8	432.8	460.6	122.7	1,016.1	19.2	3.1	22.3	1,979.2
CHIPOLA	539.7	110.6	230.3	43.1	384.0	40.0		40.0	963.7
DAYTONA BEACH	1,893.3	1,952.0	524.1	131.4	2,607.5	66.1	1,621.2	1,687.3	6,188.1
EDISON	1,599.9	892.3		69.1	961.4	117.3		117.3	2,678.6
FLA JC AT JAX	3,686.8	2,367.5	1,191.1	771.5	4,330.1	337.9	3,327.8	3,665.7	11,682.6
FLORIDA KEYS	350.3	327.7		45.1	372.8	29.9		29.9	753.0
GULF COAST	1,264.8	718.5		70.2	788.7	37.8		37.8	2,091.3
HILLSBOROUGH	3,404.3	1,688.6	6.5	232.3	1,927.4	364.7		364.7	5,696.4
INDIAN RIVER	1,514.8	1,438.2	816.0		2,254.2	262.3	597.7	860.0	4,629.0
LAKE CITY	560.4	420.9	412.0	123.3	956.2	34.4	27.5	61.9	1,578.5
LAKE-SUMTER	449.5	264.8	1.0	8.6	274.4	22.7		22.7	746.6
MANATEE	1,741.9	1,004.5		27.5	1,032.0	246.1		246.1	3,020.0
MIAMI-DADE	14,411.0	6,493.6	656.6	9.6	7,159.8	1,985.1	126.1	2,111.2	23,682.0
NORTH FLORIDA	275.7	56.8	177.9	13.9	248.6	10.8	106.8	117.6	641.9
OKALOOSA-WALTON	1,099.6	579.7	82.4	9.1	671.2	7.2	394.3	401.5	2,172.3
PALM BEACH	3,231.7	1,659.0	91.2	242.8	1,993.0	307.5		307.5	5,532.2
PASCO-HERNANDO	613.2	588.1	178.2	74.8	841.1	40.7		40.7	1,495.0
PENSACOLA	2,608.7	1,243.7	1,064.0	138.7	2,446.4	249.6	1,744.3	1,993.9	7,049.0
POLK	1,330.0	786.8	72.5	117.3	976.6	59.6		59.6	2,366.2
ST. JOHNS RIVER	424.2	229.2		10.4	239.6	17.2	14.6	31.8	695.6
ST. PETERSBURG	4,829.7	2,968.6		215.6	3,184.2	413.6		413.6	8,427.5
SANTA FE	2,781.0	1,431.2	312.2	59.6	1,803.0	229.8	90.0	319.8	4,903.8
SEMINOLE	1,492.4	704.2	683.9	172.2	1,560.3	132.3	1,732.0	1,864.3	4,917.0
SDUTH FLORIDA	235.3	128.8	434.0	61.3	625.0	17.3	287.9	305.2	1,165.5
TALLAHASSEE	1,848.4	599.8		18.3	618.1	93.7		93.7	2,560.2
VALENCIA	3,721.2	1,438.6	25.1	593.0	2,056.7	112.5	1.3	113.8	5,891.7
SYSTEM TOTAL	66,095.6	35,063.2	8,367.4	4,109.4	47,540.0	5,425.3	10,976.9	16,402.2	130,037.8

SOURCE: FAFVCFWS485

24

25

BEST COPY AVAILABLE

FLORIDA
COMMUNITY
COLLEGES

TABLE 5
ANNUAL FTE BY TERM
1984 - 1985

CCMIS 201
06/09/86
12:39 PM

COLLEGE	SUMMER			FALL			WINTER			ANNUAL TOTAL
	INITIAL	OTHER	TOTAL	INITIAL	OTHER	TOTAL	INITIAL	OTHER	TOTAL	
BREVARD	639.1	376.9	1,016.0	2,289.8	859.5	3,149.3	2,170.0	661.0	2,831.0	6,996.3
BRDWARD	1,561.8	11.0	1,572.8	4,100.3	15.8	4,116.1	3,813.7	32.0	3,845.7	9,534.6
CENTRAL FLORIDA	309.9	0.0	309.9	822.0	7.4	829.4	822.2	17.7	839.9	1,979.2
CHIPOLA	102.3	25.2	127.5	369.9	41.5	411.4	378.8	46.0	424.8	963.7
DAYTONA BEACH	727.7	370.1	1,097.8	1,963.5	597.7	2,561.2	2,180.4	348.7	2,529.1	6,188.1
EDISON	426.7	24.2	450.9	1,102.4	78.6	1,181.0	975.5	71.2	1,046.7	2,678.6
FLA JC AT JAX	1,060.1	1,588.8	2,648.9	2,596.5	1,954.1	4,550.6	2,416.2	2,066.9	4,483.1	11,682.6
FLDRIDA KEYS	140.8	22.5	163.3	242.0	49.1	291.1	244.4	54.2	298.6	753.0
GULF CDAST	217.3	11.8	229.1	893.5	75.1	968.6	804.9	88.7	893.6	2,091.3
HILLSBROUGH	716.3	336.2	1,052.5	2,257.5	132.8	2,390.3	2,135.2	118.4	2,253.6	5,696.4
INDIAN RIVER	497.8	285.4	783.2	1,297.7	545.3	1,843.0	1,323.3	679.5	2,002.8	4,629.0
LAKE CITY	229.0	81.3	310.3	537.1	90.0	627.1	520.3	120.8	641.1	1,578.5
LAKE-SUMTER	85.7	34.9	120.6	315.0	10.5	325.5	288.2	12.3	300.5	746.6
MANATEE	412.5	0.0	412.5	1,360.8	1.6	1,362.4	1,225.9	19.2	1,245.1	3,020.0
MIAMI-DADE	4,830.8	350.4	5,181.2	8,452.3	968.2	9,420.5	8,123.1	957.2	9,080.3	23,682.0
NORTH FLORIDA	65.6	0.0	65.6	235.8	48.7	284.5	198.7	93.1	291.8	641.9
OKALOOSA-WALTON	279.9	115.1	395.0	708.9	180.3	889.2	669.3	218.8	888.1	2,172.3
PALM BEACH	857.0	1.2	858.2	2,311.7	107.6	2,419.3	2,197.8	56.9	2,254.7	5,532.2
PASCO-HERNANDO	155.8	106.2	262.0	530.6	91.9	622.5	519.5	91.0	610.5	1,495.0
PENSACDLA	684.9	691.3	1,376.2	2,317.6	538.1	2,855.7	2,297.3	519.8	2,817.1	7,049.0
POLK	371.3	21.2	392.5	947.8	49.1	996.9	845.9	130.9	976.8	2,366.2
ST. JOHNS RIVER	85.0	5.5	90.5	297.3	7.8	305.1	283.1	16.9	300.0	695.6
ST. PETERSBURG	1,178.5	110.5	1,289.0	3,336.1	298.6	3,634.7	3,159.0	344.8	3,503.8	8,427.5
SANTA FE	961.0	37.9	998.9	1,956.7	10.0	1,966.7	1,926.5	11.7	1,938.2	4,903.8
SEMINOLE	291.4	926.3	1,217.7	1,440.1	437.9	1,878.0	1,354.7	466.6	1,821.3	4,917.0
SOUTH FLORIDA	114.7	0.0	114.7	525.3	0.0	525.3	384.8	140.7	525.5	1,165.5
TALLAHASSEE	390.5	5.6	396.1	1,097.3	6.8	1,104.1	1,055.3	4.7	1,060.0	2,560.2
VALENCIA	1,025.9	180.3	1,206.2	2,159.9	229.1	2,389.0	2,085.4	211.1	2,296.5	5,891.7
SYSTEM TOTAL	18,419.3	5,719.8	24,139.1	46,465.4	7,433.1	53,898.5	44,399.4	7,600.8	52,000.2	130,037.8

SOURCE: FAFVCFWS485

BEST COPY AVAILABLE

TABLE 6
ANNUAL FTE BY DISCIPLINE
1984 - 1985

PROGRAMS	BREV	BROW	CFLA	CHIP	DAYT	EDIS	FJAX	FKEY	GULF	HILL
1.11.01 AGRIC. / NAT. RES.	0.0	0.0	0.0	0.0	0.0	0.0	0.0	0.0	0.0	0.0
1.11.02 ARCHIT. / ENVIRON.	0.0	0.0	0.0	0.0	0.0	0.0	0.0	0.0	0.0	0.0
1.11.04 BIOLOGICAL SCIENCE	159.3	403.1	91.2	53.7	118.4	50.0	214.4	30.5	104.1	255.0
1.11.09 ENGINEERING	0.0	0.0	0.0	0.0	0.0	0.0	0.0	0.0	0.0	0.0
1.11.12 HEALTH PROFESSIONS	0.0	0.0	0.0	0.0	0.0	0.0	0.0	0.0	0.2	7.5
1.11.19 PHYSICAL SCIENCES	361.8	514.8	74.7	45.1	137.9	81.3	311.4	31.1	89.0	306.6
1.11 TOTAL NAT/PHYS SCIENCES	521.1	918.9	165.9	98.8	256.3	131.3	525.8	61.6	193.3	569.1
1.12.10 FINE AND APPLIED ARTS	68.8	463.3	71.8	32.0	91.0	72.7	147.2	48.7	88.6	193.9
1.13.11 FOREIGN LANGUAGES	52.9	163.9	8.3	11.2	37.5	23.2	47.7	36.6	18.7	61.0
1.13.15 LETTERS	654.0	1,672.4	177.1	105.6	418.4	378.0	845.5	62.9	308.2	578.9
1.13 TOTAL LETTERS/LANGUAGES	706.9	1,836.3	185.4	116.8	455.9	401.2	893.2	99.5	326.9	639.9
1.14.08 EDUCATION	145.1	285.6	57.7	50.7	161.7	89.9	37.2	14.9	68.6	109.3
1.15.05 BUSINESS / MANAGEMENT	0.0	15.8	0.0	0.0	0.0	0.0	0.0	4.1	0.0	31.2
1.16.07 COMPUTER / INFO. SCI.	12.2	0.0	0.0	0.0	1.8	0.0	0.0	0.0	0.0	7.6
1.16.17 MATHEMATICS	823.9	1,172.6	166.3	93.4	383.1	319.3	783.8	31.0	267.7	673.2
1.16 TOTAL MATH/COMPUTER SCI.	836.1	1,172.6	166.3	93.4	384.9	319.3	783.8	31.0	267.7	680.8
1.17.03 AREA STUDIES	4.1	7.0	0.0	0.0	0.0	4.8	0.0	0.0	0.0	0.0
1.17.20 PSYCHOLOGY	214.1	409.2	69.0	17.3	162.2	155.7	362.1	30.1	87.8	301.4
1.17.22 SOCIAL SCIENCES	408.6	958.9	159.5	92.7	253.7	242.4	649.9	45.2	227.9	730.4
1.17 TOTAL SOCIAL SCIENCES	626.8	1,375.1	228.5	110.0	415.9	402.9	1,012.0	75.3	315.7	1,031.8
1.18.06 COMMUNICATIONS	9.7	17.3	4.0	1.1	3.1	3.3	7.6	2.0	3.7	4.6
1.18.13 HOME ECONOMICS	0.0	0.0	0.0	2.0	0.0	0.0	0.0	0.0	0.0	0.0
1.18.14 LAW	0.0	0.0	0.0	0.0	0.0	0.0	0.0	0.0	0.0	0.0
1.18.16 LIBRARY SCIENCE	0.0	0.0	0.0	0.0	0.0	0.0	0.0	0.0	0.0	2.1
1.18.18 MILITARY SCIENCE	2.0	0.1	0.0	0.0	0.5	0.0	0.5	0.0	0.3	3.5
1.18.21 PUBLIC AFFAIRS	0.0	0.0	0.0	0.0	0.0	0.0	0.5	0.0	0.0	0.0
1.18.23 THEOLOGY	0.0	0.0	0.0	0.0	0.0	0.0	0.0	0.0	0.0	0.0
1.18.49 INTERDISCIPLINARY	238.7	6.8	61.2	34.9	124.0	179.3	279.0	13.2	0.0	133.1
1.18 TOTAL OTHER DISCIPLINES	250.4	24.2	65.2	38.0	127.6	182.6	287.6	15.2	4.0	143.3
1.1 TOTAL ADVANCED/PROFESS.	3,155.2	6,091.8	940.8	539.7	1,893.3	1,599.9	3,686.8	350.3	1,264.8	3,404.3
1.31 COMPENSATORY	60.9	109.1	19.2	40.0	66.1	117.3	337.9	29.9	37.8	364.7
1.32 ADULT ELEM. / SECONDARY	902.3	0.0	3.1	0.0	1,621.2	0.0	3,327.8	0.0	0.0	0.0
1.3 TOTAL DEVELOPMENTAL	963.2	109.1	22.3	40.0	1,687.3	117.3	3,665.7	29.9	37.8	364.7
1.41 CITIZENSHIP	0.0	0.0	0.0	0.0	0.0	0.0	0.0	0.0	0.0	0.0
1.42 RECREATION / LEISURE	0.0	0.0	0.0	0.0	0.0	0.0	0.0	0.0	0.0	0.0
1.4 TOTAL COMM. INSTRU. SERV.	0.0	0.0	0.0	0.0	0.0	0.0	0.0	0.0	0.0	0.0
T O T A L - ALL PROGRAMS	6,996.3	9,534.6	1,979.2	963.7	6,188.1	2,678.6	11,682.6	753.0	2,091.3	5,696.4

16

28

SOURCE: FAFVCFWS485

29

BEST COPY AVAILABLE

FLORIDA
COMMUNITY
COLLEGES

TABLE 6 (CONTINUED)
ANNUAL FTE BY DISCIPLINE
1984 - 1985

CCMIS 202
06/09/86
12:39 PM

PROGRAMS	BREV	BROW	CFLA	CHIP	DAYT	EOIS	FJAX	FKEY	GULF	HILL
1.21.1 AGRICULTURE (P.S.)	0.0	54.3	0.9	0.0	3.4	3.3	0.0	2.5	0.2	9.0
1.21.2 AGRICULTURE (PS.A)	44.1	0.0	21.7	0.0	81.1	0.0	0.0	0.0	0.0	0.0
1.21.3 AGRICULTURE (SUPP)	0.0	0.0	0.0	0.0	0.0	0.8	0.0	0.0	0.3	0.0
1.21 TOTAL - AGRICULTURE	44.1	54.3	22.6	0.0	84.5	4.1	0.0	2.5	0.5	9.0
1.22.1 DISTRIBUTIVE (P.S.)	95.0	277.4	9.8	7.0	116.7	97.6	185.5	27.7	65.4	58.7
1.22.2 DISTRIBUTIVE (PS.A)	0.0	0.0	20.7	1.6	16.3	0.0	81.1	0.0	0.0	1.9
1.22.3 DISTRIBUTIVE (SUPP)	36.4	17.4	31.4	0.0	4.8	7.7	213.5	3.0	10.4	71.4
1.22 TOTAL - DISTRIBUTIVE	131.4	294.8	61.9	8.6	137.8	105.3	480.1	30.7	75.8	132.0
1.23.1 HEALTH (P.S.)	170.2	710.5	156.4	20.0	469.9	219.0	597.7	36.2	136.2	479.1
1.23.2 HEALTH (PS.A)	135.6	0.0	36.2	7.9	95.4	0.0	86.9	0.0	0.0	0.9
1.23.3 HEALTH (SUPP)	30.8	64.0	4.4	4.2	38.6	15.0	17.7	9.7	10.8	4.6
1.23 TOTAL - HEALTH	336.6	774.5	197.0	32.1	603.9	234.0	702.3	45.9	147.0	484.6
1.24.1 HOME ECONOMICS (P.S.)	34.8	32.9	8.5	4.5	54.9	25.8	79.9	3.7	22.4	0.6
1.24.2 HOME ECONOMICS (PS.A)	56.8	0.0	42.9	0.0	2.4	0.0	41.5	0.0	0.0	0.0
1.24.3 HOME ECONOMICS (SUPP)	353.4	5.5	32.7	0.0	11.6	4.3	243.5	6.8	0.3	5.7
1.24 TOTAL - HOME ECONOMICS	445.0	38.4	84.1	4.5	68.9	30.1	364.9	10.5	22.7	6.3
1.25.1 OFFICE (P.S.)	704.3	1,449.9	151.4	59.3	670.2	443.0	1,196.1	150.9	315.0	918.5
1.25.2 OFFICE (PS.A)	207.5	0.0	50.5	32.7	28.6	0.0	61.7	0.0	0.0	1.2
1.25.3 OFFICE (SUPP)	34.7	26.0	4.6	0.5	1.3	11.4	63.5	5.3	19.2	11.5
1.25 TOTAL - OFFICE	946.5	1,475.9	206.5	92.5	700.1	454.4	1,321.3	156.2	334.2	931.2
1.26.1 TRADE/INDUS (P.S.)	309.8	466.6	78.7	9.7	513.0	63.6	242.3	86.5	143.6	128.9
1.26.2 TRADE/INDUS (PS.A)	422.1	0.0	251.7	127.3	273.5	0.0	855.0	0.0	0.0	0.0
1.26.3 TRADE/INDUS (SUPP)	83.4	0.0	9.6	1.8	42.7	4.5	150.7	3.0	2.3	2.7
1.26 TOTAL TRADE/INDUSTRIAL	815.3	466.6	340.0	138.8	829.2	68.1	1,248.0	89.5	145.9	131.6
1.27.1 PUBLIC SERVICE (P.S.)	32.5	198.5	27.1	10.1	123.9	40.0	66.0	20.2	35.7	93.8
1.27.2 PUBLIC SERVICE (PS.A)	80.8	0.0	36.9	60.8	26.8	0.0	64.9	0.0	0.0	2.5
1.27.3 PUBLIC SERVICE (SUPP)	45.7	30.7	40.0	36.6	32.4	25.4	82.6	17.3	26.9	136.4
1.27 TOTAL - PUBLIC SERVICE	159.0	229.2	104.0	107.5	183.1	65.4	213.5	37.5	62.6	232.7
1.2 TOTAL VOCATIONAL	2,877.9	3,333.7	1,016.1	384.0	2,607.5	961.4	4,330.1	372.8	788.7	1,927.4

17

BEST COPY AVAILABLE

TABLE 6 (CONTINUED)
ANNUAL FTE BY DISCIPLINE
1984 - 1985

PROGRAMS	INDR	LCTY	LSUM	MANA	MIAM	NFLA	OKAL	PALM	PASC	PENS
1.11.01 AGRIC. / NAT. RES.	0.0	0.0	0.0	0.0	0.0	0.0	0.0	0.0	0.0	3.1
1.11.02 ARCHIT. / ENVIRON.	0.0	0.0	0.0	0.0	0.0	0.0	0.0	0.0	0.0	0.0
1.11.04 BIOLOGICAL SCIENCE	121.7	51.2	43.6	129.9	227.3	25.8	76.6	224.1	43.0	249.7
1.11.09 ENGINEERING	0.0	2.6	0.0	0.0	0.0	0.0	0.0	0.9	0.0	4.3
1.11.12 HEALTH PROFESSIONS	0.0	0.0	0.0	0.0	0.0	0.0	0.0	0.0	0.0	3.4
1.11.19 PHYSICAL SCIENCES	83.6	43.8	30.2	99.9	1,622.4	9.0	109.5	272.8	44.2	315.9
1.11 TOTAL NAT/PHYS SCIENCES	205.3	97.6	73.8	229.8	1,849.7	34.8	186.1	497.8	87.2	576.4
1.12.10 FINE AND APPLIED ARTS	224.2	36.1	35.6	133.4	595.1	33.0	36.1	291.5	6.6	141.6
1.13.11 FOREIGN LANGUAGES	39.3	4.9	5.4	40.1	381.5	4.7	15.3	66.9	3.6	36.0
1.13.15 LETTERS	262.3	180.8	116.4	457.1	4,431.3	57.1	218.6	735.1	124.0	506.9
1.13 TOTAL LETTERS/LANGUAGES	301.6	185.7	121.8	497.2	4,812.8	61.8	233.9	802.0	127.6	542.9
1.14.08 EDUCATION	222.5	30.8	17.2	120.6	637.6	26.5	84.3	233.3	31.6	114.0
1.15.05 BUSINESS / MANAGEMENT	0.0	11.3	0.0	0.0	0.0	0.0	0.0	0.0	0.0	77.4
1.16.07 COMPUTER / INFO. SCI.	0.0	0.0	0.0	0.0	0.0	0.0	0.0	0.0	0.0	0.0
1.16.17 MATHEMATICS	211.2	96.4	83.1	301.4	2,331.4	46.7	290.3	561.3	138.1	406.9
1.16 TOTAL MATH/COMPUTER SCI.	211.2	96.4	83.1	301.4	2,331.4	46.7	290.3	561.3	138.1	406.9
1.17.03 AREA STUDIES	0.0	0.0	0.0	0.0	0.0	0.0	0.0	0.0	0.0	0.0
1.17.20 PSYCHOLOGY	61.7	20.3	35.9	153.1	1,645.1	10.7	73.5	172.6	95.1	149.4
1.17.22 SOCIAL SCIENCES	250.4	80.8	71.7	270.9	1,574.2	60.9	149.9	664.7	89.9	434.0
1.17 TOTAL SOCIAL SCIENCES	312.1	101.1	107.6	424.0	3,219.3	71.6	223.4	837.3	185.0	583.4
1.18.06 COMMUNICATIONS	2.3	1.4	2.2	9.3	25.1	1.3	0.9	8.5	1.4	18.2
1.18.13 HOME ECONOMICS	0.0	0.0	0.0	0.0	0.0	0.0	0.0	0.0	0.0	35.2
1.18.14 LAW	0.0	0.0	0.0	0.0	0.0	0.0	0.0	0.0	0.0	0.0
1.18.16 LIBRARY SCIENCE	0.0	0.0	0.0	0.0	0.0	0.0	0.0	0.0	0.0	7.2
1.18.18 MILITARY SCIENCE	0.0	0.0	0.0	0.0	4.6	0.0	0.0	0.0	0.4	2.3
1.18.21 PUBLIC AFFAIRS	0.0	0.0	0.0	0.0	17.3	0.0	0.0	0.0	0.0	0.0
1.18.23 THEOLOGY	0.0	0.0	0.0	0.0	0.0	0.0	0.0	0.0	0.0	0.0
1.18.49 INTERDISCIPLINARY	35.6	0.0	8.2	26.2	918.1	0.0	44.6	0.0	35.3	103.2
1.18 TOTAL OTHER DISCIPLINES	37.9	1.4	10.4	35.5	965.1	1.3	45.5	8.5	37.1	166.1
1.1 TOTAL ADVANCED/PROFESS.	1,514.8	560.4	449.5	1,741.9	4,411.0	275.7	1,099.6	3,231.7	613.2	2,608.7
1.31 COMPENSATORY	262.3	34.4	22.7	246.1	1,985.1	10.8	7.2	307.5	40.7	249.6
1.32 ADULT ELEM. / SECONDARY	597.7	27.5	0.0	0.0	126.1	106.8	394.3	0.0	0.0	1,744.3
1.3 TOTAL DEVELOPMENTAL	860.0	61.9	22.7	246.1	2,111.2	117.6	401.5	307.5	40.7	1,993.9
1.41 CITIZENSHIP	0.0	0.0	0.0	0.0	0.0	0.0	0.0	0.0	0.0	0.0
1.42 RECREATION / LEISURE	0.0	0.0	0.0	0.0	0.0	0.0	0.0	0.0	0.0	0.0
1.4 TOTAL COMM. INSTRUC. SERV.	0.0	0.0	0.0	0.0	0.0	0.0	0.0	0.0	0.0	0.0
T O T A L - ALL PROGRAMS	4,629.0	1,578.5	746.6	3,020.0	23,682.0	641.9	2,172.3	5,532.2	1,495.0	7,049.0

SOURCE: FAFVCFWS485

BEST COPY AVAILABLE

FLORIDA
COMMUNITY
COLLEGES

TABLE 6 (CONTINUED)
ANNUAL FTE BY DISCIPLINE
1984 - 1985

CCMIS 202
06/09/86
12:39 PM

PROGRAMS	INDR	LCTY	LSUM	MANA	MIAM	NFLA	OKAL	PALM	PASC	PENS
1.21.1 AGRICULTURE (P.S.)	15.2	165.2	1.7	4.5	7.2	1.0	0.0	0.0	0.0	1.3
1.21.2 AGRICULTURE (PS.A)	47.3	15.5	0.4	0.0	2.6	0.0	0.0	0.0	7.4	0.0
1.21.3 AGRICULTURE (SUPP)	0.0	0.3	0.1	0.9	0.0	0.0	0.0	4.6	0.0	0.0
1.21 TOTAL - AGRICULTURE	62.5	181.0	2.2	5.4	9.8	1.0	0.0	4.6	7.4	1.3
1.22.1 DISTRIBUTIVE (P.S.)	100.2	24.2	27.8	102.5	527.8	0.0	25.8	136.2	61.1	61.6
1.22.2 DISTRIBUTIVE (PS.A)	9.0	0.0	0.0	0.0	68.7	0.0	0.7	5.0	0.0	8.2
1.22.3 DISTRIBUTIVE (SUPP)	0.0	0.7	3.5	2.5	3.4	0.0	1.2	39.0	3.5	31.2
1.22 TOTAL - DISTRIBUTIVE	109.2	24.9	31.3	105.0	599.9	0.0	27.7	180.2	64.6	101.0
1.23.1 HEALTH (P.S.)	170.1	80.2	20.0	196.1	1,571.4	0.0	34.0	365.4	161.3	308.9
1.23.2 HEALTH (PS.A)	61.3	7.7	0.0	0.0	3.4	37.1	0.4	0.0	11.1	284.1
1.23.3 HEALTH (SUPP)	0.0	3.0	0.1	13.5	0.0	3.0	3.7	67.2	31.0	8.7
1.23 TOTAL - HEALTH	231.4	90.9	20.1	209.6	1,574.8	40.1	38.1	432.6	203.9	601.7
1.24.1 HOME ECONOMICS (P.S.)	73.7	0.0	2.6	2.9	134.5	1.3	31.1	78.0	1.7	54.9
1.24.2 HOME ECONOMICS (PS.A)	190.1	9.5	0.0	0.0	50.5	3.7	26.6	0.0	9.7	9.6
1.24.3 HOME ECONOMICS (SUPP)	0.0	15.4	0.0	0.3	0.0	0.9	0.0	5.0	1.6	1.0
1.24 TOTAL - HOME ECONOMICS	263.8	24.9	2.6	3.2	185.0	5.9	57.7	83.0	13.0	65.5
1.25.1 OFFICE (P.S.)	660.4	144.5	167.0	507.8	2,682.5	50.2	262.5	833.9	288.7	486.5
1.25.2 OFFICE (PS.A)	197.8	3.7	0.0	0.0	186.4	9.2	12.1	3.6	51.5	247.4
1.25.3 OFFICE (SUPP)	0.0	0.2	1.6	4.0	2.3	0.0	2.5	10.0	16.5	8.0
1.25 TOTAL - OFFICE	858.2	148.4	168.6	511.8	2,871.2	59.4	277.1	847.5	356.7	741.9
1.26.1 TRADE/INDUS (P.S.)	155.4	2.8	28.4	125.2	1,019.5	0.9	180.2	151.5	52.7	211.7
1.26.2 TRADE/INDUS (PS.A)	214.4	252.8	0.6	0.0	19.6	70.9	15.4	1.3	44.5	471.3
1.26.3 TRADE/INDUS (SUPP)	0.0	4.0	0.0	5.8	0.0	0.5	1.1	11.3	11.1	50.8
1.26 TOTAL TRADE/INDUSTRIAL	369.8	259.6	29.0	131.0	1,039.1	72.3	196.7	164.1	108.3	733.8
1.27.1 PUBLIC SERVICE (P.S.)	263.2	4.0	17.3	65.5	550.7	3.4	46.1	94.0	22.1	118.8
1.27.2 PUBLIC SERVICE (PS.A)	96.1	122.8	0.0	0.0	325.4	57.0	27.2	81.3	54.0	43.4
1.27.3 PUBLIC SERVICE (SUPP)	0.0	99.7	3.3	0.5	3.9	9.5	0.6	105.7	11.1	39.0
1.27 TOTAL - PUBLIC SERVICE	359.3	226.5	20.6	66.0	880.0	69.9	73.9	281.0	87.2	201.2
1.2 TOTAL VOCATIONAL	2,254.2	956.2	274.4	1,032.0	7,159.8	248.6	671.2	1,993.0	841.1	2,446.4

6T.

BEST COPY AVAILABLE

SOURCE: FAFVCFWS485

TABLE 6 (CONTINUED)

FLORIDA
COMMUNITY
COLLEGESANNUAL FTE BY DISCIPLINE
1984 - 1985CCMIS 202
06/09/86
12:39 PM

PROGRAMS	POLK	ST. J	ST. P	SANF	SEMI	SFLA	TALL	VALE	TOT.
1.11.01 AGRIC. / NAT. RES.	0.0	0.0	0.0	0.0	0.0	0.0	0.0	0.0	3.1
1.11.02 ARCHIT. / ENVIRON.	0.0	0.0	0.0	0.0	0.0	0.0	0.0	0.0	0.0
1.11.04 BIOLOGICAL SCIENCE	68.4	37.4	452.8	165.9	94.1	16.1	133.4	242.9	3,884.6
1.11.09 ENGINEERING	0.0	0.0	0.0	0.0	0.0	0.0	0.0	0.0	7.8
1.11.12 HEALTH PROFESSIONS	0.0	0.0	0.0	0.0	0.0	0.0	0.0	0.0	11.1
1.11.19 PHYSICAL SCIENCES	109.1	19.6	524.7	272.7	163.0	10.2	115.7	235.9	6,035.9
1.11 TOTAL NAT/PHYS SCIENCES	177.5	57.0	977.5	438.6	257.1	26.3	249.1	478.8	9,942.5
1.12.10 FINE AND APPLIED ARTS	42.9	29.8	478.9	352.3	79.3	26.3	52.7	137.8	4,016.2
1.13.11 FOREIGN LANGUAGES	17.9	0.0	61.0	60.5	18.9	2.0	20.6	73.3	1,312.9
1.13.15 LETTERS	317.6	91.2	982.4	542.5	294.3	59.2	289.7	952.1	15,819.6
1.13 TOTAL LETTERS/LANGUAGES	335.5	91.2	1,043.4	603.0	313.2	61.2	310.3	1,025.4	17,132.5
1.14.08 EDUCATION	100.1	20.7	240.4	216.1	156.0	33.2	86.2	116.9	3,508.7
1.15.05 BUSINESS / MANAGEMENT	0.0	0.0	0.0	0.0	0.0	0.0	0.0	0.0	139.8
1.16.07 COMPUTER / INFO. SCI.	0.0	0.0	0.0	0.0	0.0	0.0	0.0	0.0	21.6
1.16.17 MATHEMATICS	300.4	63.8	1,087.3	585.3	332.9	19.3	389.4	849.1	12,808.6
1.16 TOTAL MATH/COMPUTER SCI.	300.4	63.8	1,087.3	585.3	332.9	19.3	389.4	849.1	12,830.2
1.17.03 AREA STUDIES	1.3	0.0	0.0	0.0	0.0	0.0	73.5	0.0	90.7
1.17.20 PSYCHOLOGY	88.6	38.7	261.1	120.1	66.0	21.1	128.0	166.4	5,116.3
1.17.22 SOCIAL SCIENCES	177.4	33.1	602.9	457.6	185.6	44.2	379.5	539.3	9,886.2
1.17 TOTAL SOCIAL SCIENCES	267.3	121.8	864.0	577.7	251.6	65.3	581.0	705.7	15,093.2
1.18.06 COMMUNICATIONS	3.7	0.5	132.6	6.0	1.3	1.1	11.1	7.3	290.6
1.18.13 HOME ECONOMICS	0.0	0.0	0.0	0.0	0.0	0.0	0.0	0.0	37.2
1.18.14 LAW	0.0	0.0	0.0	0.0	0.0	0.0	0.0	0.0	0.0
1.18.16 LIBRARY SCIENCE	0.0	0.0	0.0	0.0	0.0	0.2	0.0	0.0	9.5
1.18.18 MILITARY SCIENCE	2.0	0.0	5.6	2.0	0.0	0.0	1.8	0.0	25.6
1.18.21 PUBLIC AFFAIRS	0.0	0.0	0.0	0.0	0.0	2.4	0.0	0.0	20.2
1.18.23 THEOLOGY	0.0	0.0	0.0	0.0	0.0	0.0	0.0	0.0	0.0
1.18.49 INTERDISCIPLINARY	100.6	39.4	0.0	0.0	101.0	0.0	166.8	400.2	3,049.4
1.18 TOTAL OTHER DISCIPLINES	106.3	39.9	138.2	8.0	102.3	3.7	179.7	407.5	3,432.5
1.1 TOTAL ADVANCED/PROFESS.	1,330.0	424.2	4,829.7	2,781.0	1,492.4	235.3	1,848.4	3,721.2	66,095.6
1.31 COMPENSATORY	59.6	17.2	413.6	229.8	132.3	17.3	93.7	112.5	5,425.3
1.32 ADULT ELEM. / SECONDARY	0.0	14.6	0.0	90.0	1,732.0	287.9	0.0	1.3	10,976.9
1.3 TOTAL DEVELOPMENTAL	59.6	31.8	413.6	319.8	1,864.3	305.2	93.7	113.8	16,402.2
1.41 CITIZENSHIP	0.0	0.0	0.0	0.0	0.0	0.0	0.0	0.0	0.0
1.42 RECREATION / LEISURE	0.0	0.0	0.0	0.0	0.0	0.0	0.0	0.0	0.0
1.4 TOTAL COMM. INSTRU. SERV.	0.0	0.0	0.0	0.0	0.0	0.0	0.0	0.0	0.0
T O T A L - ALL PROGRAMS	2,366.2	695.6	8,427.5	4,903.8	4,917.0	1,165.5	2,560.2	5,891.7	130,037.8

SOURCE: FAFVCFMS485

37

PAE: 3 - A

BEST COPY AVAILABLE

TABLE 6 (CONTINUED)
ANNUAL FTE BY DISCIPLINE
1984 - 1985

PROGRAMS	POLK	ST. J	ST. P	SANF	SEMI	SFLA	TALL	VALE	TOT.
1.21.1 AGRICULTURE (P.S.)	21.5	0.0	0.0	19.8	0.0	1.8	0.0	38.6	351.4
1.21.2 AGRICULTURE (PS.A)	0.0	0.0	0.0	4.7	0.0	42.1	0.0	0.0	266.9
1.21.3 AGRICULTURE (SUPP)	0.0	0.0	0.0	0.0	1.9	0.0	0.0	2.7	11.6
1.21 TOTAL - AGRICULTURE	21.5	0.0	0.0	24.5	1.9	43.9	0.0	41.3	629.9
1.22.1 DISTRIBUTIVE (P.S.)	59.2	39.8	211.2	48.7	26.7	36.4	15.6	67.1	2,512.7
1.22.2 DISTRIBUTIVE (PS.A)	0.0	0.0	0.0	0.0	16.0	0.0	0.0	4.7	233.9
1.22.3 DISTRIBUTIVE (SUPP)	2.7	4.6	58.1	0.0	9.9	4.5	5.5	57.4	623.7
1.22 TOTAL - DISTRIBUTIVE	61.9	44.4	269.3	48.7	52.6	40.9	21.1	129.2	3,370.3
1.23.1 HEALTH (P.S.)	273.2	8.7	658.1	526.5	100.8	36.7	112.7	328.2	7,948.0
1.23.2 HEALTH (PS.A)	0.0	0.0	0.0	93.9	135.9	42.9	0.0	1.4	1,032.1
1.23.3 HEALTH (SUPP)	8.4	0.0	37.3	3.4	10.8	5.8	9.8	34.5	440.0
1.23 TOTAL - HEALTH	281.6	8.7	695.4	623.8	247.5	85.4	122.5	364.1	9,430.1
1.24.1 HOME ECONOMICS (P.S.)	0.0	0.0	0.0	28.2	47.4	4.9	28.1	1.6	758.9
1.24.2 HOME ECONOMICS (PS.A)	0.0	0.0	0.0	0.0	72.4	29.8	0.0	0.0	545.5
1.24.3 HOME ECONOMICS (SUPP)	0.0	0.0	41.2	12.3	54.1	12.8	0.0	160.8	969.2
1.24 TOTAL - HOME ECONOMICS	0.0	0.0	41.2	40.5	173.9	47.5	28.1	162.4	2,273.6
1.25.1 OFFICE (P.S.)	320.7	158.2	1,670.7	551.4	350.1	36.5	361.0	781.7	16,372.9
1.25.2 OFFICE (PS.A)	0.0	0.0	0.0	0.0	154.9	50.9	0.0	18.2	1,317.9
1.25.3 OFFICE (SUPP)	12.8	0.0	11.9	0.0	7.1	14.5	2.7	234.3	506.4
1.25 TOTAL - OFFICE	333.5	158.2	1,682.6	551.4	512.1	101.9	363.7	1,034.2	18,197.2
1.26.1 TRADE/INDUS (P.S.)	83.3	10.5	254.3	210.6	99.6	0.0	19.1	168.9	4,817.3
1.26.2 TRADE/INDUS (PS.A)	0.0	0.0	0.0	168.1	275.4	217.1	0.0	0.8	3,681.8
1.26.3 TRADE/INDUS (SUPP)	0.5	0.0	7.8	1.0	3.4	9.9	0.0	13.5	421.4
1.26 TOTAL TRADE/INDUSTRIAL	83.8	10.5	262.1	379.7	378.4	227.0	19.1	183.2	8,920.5
1.27.1 PUBLIC SERVICE (P.S.)	28.9	12.0	174.3	46.0	79.6	12.5	63.3	52.5	2,302.0
1.27.2 PUBLIC SERVICE (PS.A)	72.5	0.0	0.0	45.5	29.3	52.1	0.0	0.0	1,279.3
1.27.3 PUBLIC SERVICE (SUPP)	92.9	5.8	59.3	42.9	85.0	13.8	0.3	89.8	1,137.1
1.27 TOTAL - PUBLIC SERVICE	194.3	17.8	233.6	134.4	193.9	78.4	63.6	142.3	4,718.4
1.2 TOTAL VOCATIONAL	976.6	239.6	3,184.2	1,803.0	1,560.3	625.0	618.1	2,056.7	47,540.0

21

SOURCE: FAFVCFWS485

BEST COPY AVAILABLE

FTE STUDENT ENROLLMENTS
(All Students)

TABLE 7A

FLORIDA
COMMUNITY
COLLEGESANNUAL FTE BY TERM
1984 - 1985
ALL STUDENTSCCMIS 201
06/05/86
08:53 AM

COLLEGE	SUMMER			FALL			WINTER			ANNUAL TOTAL
	INITIAL	OTHER	TOTAL	INITIAL	OTHER	TOTAL	INITIAL	OTHER	TOTAL	
BREVARD	652.1	479.0	1,131.1	2,333.4	988.4	3,321.8	2,214.1	826.5	3,040.6	7,493.5
BROWARD	1,611.2	30.6	1,641.8	4,228.9	79.3	4,308.2	3,987.3	80.3	4,067.6	10,017.6
CENTRAL FLORIDA	343.4	0.0	343.4	886.0	8.2	894.2	890.7	19.2	909.9	2,147.5
CHIPOLA	104.7	30.6	135.3	378.3	53.6	431.9	388.1	57.1	445.2	1,012.4
DAYTONA BEACH	798.0	431.9	1,229.9	2,095.4	813.6	2,909.0	2,442.3	541.4	2,983.7	7,122.6
EDISON	430.5	28.2	458.7	1,114.8	91.2	1,206.0	983.1	87.5	1,070.6	2,735.3
FLA JC AT JAX	1,066.2	1,679.6	2,745.8	2,611.9	2,094.4	4,706.3	2,430.2	2,204.3	4,634.5	12,086.6
FLORIDA KEYS	140.8	24.6	165.4	242.0	51.7	293.7	244.4	58.2	302.6	761.7
GULF COAST	218.2	14.9	233.1	898.0	78.1	976.1	808.6	96.1	904.7	2,113.9
HILLSBOROUGH	728.4	349.5	1,077.9	2,289.3	151.7	2,441.0	2,174.8	130.7	2,305.5	5,824.4
INDIAN RIVER	521.5	315.7	837.2	1,330.5	615.2	1,945.7	1,359.0	754.9	2,113.9	4,896.8
LAKE CITY	287.7	149.3	437.0	762.2	163.5	925.7	769.6	214.1	983.7	2,346.4
LAKE-SUMTER	87.6	35.6	123.2	323.1	97.2	420.3	295.1	88.3	383.4	926.9
MANATEE	435.8	0.0	435.8	1,432.0	1.6	1,433.6	1,295.4	19.2	1,314.6	3,184.0
MIAMI-DADE	4,934.1	435.1	5,369.2	8,588.6	1,148.5	9,737.1	9,246.8	1,069.0	9,315.8	24,422.1
NORTH FLORIDA	68.7	0.0	68.7	244.8	53.4	298.2	204.8	106.0	310.8	677.7
OKALOOSA-WALTON	281.9	121.7	403.6	710.5	199.1	909.6	673.1	232.8	905.9	2,219.1
PALM BEACH	883.7	1.2	884.9	2,384.3	109.0	2,493.3	2,282.7	72.3	2,355.0	5,733.2
PASCO-HERNANDO	157.9	107.3	265.2	536.7	98.9	635.6	525.6	102.4	628.0	1,528.8
PENSACOLA	711.7	725.5	1,437.2	2,417.5	567.1	2,984.6	2,384.9	600.8	2,985.7	7,407.5
POLK	389.1	21.2	410.3	963.1	64.4	1,027.5	851.0	156.4	1,007.4	2,445.2
ST. JOHNS RIVER	85.5	11.2	96.7	299.7	11.9	311.6	285.5	22.5	308.0	716.3
ST. PETERSBURG	1,220.4	151.5	1,371.9	3,357.5	397.7	3,755.2	3,176.4	473.0	3,649.4	8,776.5
SANTA FE	968.4	80.2	1,048.6	1,969.9	80.2	2,050.1	1,939.4	91.7	2,031.1	5,129.8
SEMINOLE	292.7	1,108.8	1,401.5	1,480.4	546.9	2,027.3	1,381.8	583.9	1,965.7	5,394.5
SOUTH FLORIDA	131.7	1.1	132.8	622.9	3.1	626.0	457.9	207.4	665.3	1,424.1
TALLAHASSEE	399.4	5.6	405.0	1,125.7	6.8	1,132.5	1,075.4	4.7	1,080.1	2,617.6
VALENCIA	1,034.6	186.2	1,220.8	2,166.7	242.6	2,409.3	2,091.2	230.0	2,321.2	5,951.3
SYSTEM TOTAL	18,985.9	6,526.1	25,512.0	47,794.1	8,817.3	56,611.4	45,859.2	9,130.7	54,989.9	137,113.3

SOURCE: FAFVCS485

FLORIDA
COMMUNITY
COLLEGES

TABLE 7B
ANNUAL FTE BY TERM
1983 - 1984
ALL STUDENTS

CCMIS 201
06/09/86
12:39 PM

COLLEGE	INITIAL	SUMMER OTHER	TOTAL	INITIAL	FALL OTHER	TOTAL	INITIAL	WINTER OTHER	TOTAL	ANNUAL TOTAL
BREVARD	712.1	553.5	1,265.6	2,527.5	1,103.6	3,631.1	2,317.7	1,031.1	3,348.8	8,245.5
BROWARD	1,741.0	21.8	1,762.8	4,395.6	86.8	4,482.4	4,096.4	67.0	4,163.4	10,408.6
CENTRAL FLORIDA	281.3	336.7	618.0	790.1	263.5	1,053.6	743.5	344.6	1,088.1	2,759.7
CHIPOLA	116.0	31.0	147.0	385.7	64.9	450.6	366.5	33.3	399.8	997.4
DAYTONA BEACH	788.2	525.4	1,313.6	2,165.3	972.6	3,137.9	2,033.3	777.9	2,811.2	7,262.7
EDISON	432.2	27.3	459.5	1,135.6	90.8	1,226.4	1,016.8	94.4	1,111.2	2,797.1
FLA JC AT JAX	1,224.4	2,002.2	3,226.6	3,147.5	2,398.5	5,546.0	2,814.4	2,356.3	5,170.7	13,943.3
FLORIDA KEYS	145.8	22.5	168.3	256.3	49.0	305.3	246.7	57.7	304.4	778.0
GULF COAST	244.8	21.8	266.6	913.8	56.9	970.7	831.7	102.0	933.7	2,171.0
HILLSBOROUGH	768.5	397.1	1,165.6	2,520.3	106.4	2,626.7	2,366.6	158.9	2,525.5	6,317.8
INDIAN RIVER	493.7	599.0	1,092.7	1,094.1	654.9	1,749.0	1,098.2	749.6	1,847.8	4,689.5
LAKE CITY	398.2	52.9	451.1	662.7	184.9	847.6	586.6	175.1	761.7	2,060.4
LAKE-SUMTER	139.5	58.1	197.6	357.4	37.5	394.9	330.1	42.3	372.4	964.9
MANATEE	472.4	1.8	474.2	1,501.7	29.1	1,530.8	1,391.1	10.6	1,401.7	3,406.7
MIAMI-DADE	5,154.3	581.9	5,736.2	8,427.2	1,161.8	9,589.0	8,492.4	1,191.7	9,684.1	25,009.3
NORTH FLORIDA	59.0	2.9	61.9	285.2	50.6	335.8	235.2	62.2	297.4	695.1
OKALOOSA-WALTON	304.4	138.7	443.1	769.7	212.3	982.0	708.4	214.2	922.6	2,347.7
PALM BEACH	557.2	330.6	887.8	2,389.5	116.3	2,505.8	2,275.8	88.4	2,364.2	5,757.8
PASCO-HERNANDO	64.2	233.9	298.1	588.8	101.7	690.5	528.9	97.6	626.5	1,615.1
PENSACOLA	744.0	827.9	1,571.9	2,840.8	511.5	3,352.3	2,573.4	627.7	3,201.1	8,125.3
POLK	434.9	61.3	496.2	1,045.1	104.7	1,149.8	916.1	96.0	1,012.1	2,658.1
ST. JOHNS RIVER	93.2	7.9	101.1	337.2	6.9	344.1	296.6	2.1	298.7	743.9
ST. PETERSBURG	1,237.9	118.2	1,356.1	3,631.5	260.0	3,891.5	3,314.4	321.7	3,636.1	8,883.7
SANTA FE	1,133.0	120.1	1,253.1	1,996.5	128.8	2,125.3	1,839.6	177.2	2,016.8	5,395.2
SEMINOLE	341.2	924.5	1,265.7	1,600.0	410.8	2,010.8	1,538.3	462.3	2,000.6	5,277.1
SOUTH FLORIDA	113.0	36.7	149.7	499.8	56.4	556.2	480.9	85.5	566.4	1,272.3
TALLAHASSEE	408.5	0.0	408.5	1,158.8	0.0	1,158.8	1,105.6	4.7	1,110.3	2,677.6
VALENCIA	1,180.6	154.6	1,335.2	2,278.5	166.0	2,444.5	2,029.8	311.3	2,341.6	6,121.3
SYSTEM TOTAL	19,783.5	8,190.3	27,973.8	49,702.2	9,387.2	59,089.4	46,575.0	9,743.9	56,318.9	143,382.1

SOURCE: FAFVCS484

FLORIDA
COMMUNITY
COLLEGES

TABLE 7C
ANNUAL FTE BY TERM
1982 - 1983
ALL STUDENTS

CCMIS 201
06/09/86
03:35 PM

COLLEGE	INITIAL	SUMMER OTHER	TOTAL	INITIAL	FALL OTHER	TOTAL	INITIAL	WINTER OTHER	TOTAL	ANNUAL TOTAL
BREVARD	815.7	325.0	1,140.7	2,442.8	1,125.8	3,568.6	2,434.6	708.5	3,143.1	7,852.4
BROWARD	1,681.1	9.5	1,690.6	4,501.6	63.4	4,565.0	4,196.6	86.7	4,283.3	10,538.9
CENTRAL FLORIDA	331.8	391.4	723.2	846.9	487.1	1,334.0	753.4	419.9	1,173.3	3,230.5
CHIPOLA	121.7	6.6	128.3	396.0	33.4	429.4	387.1	43.8	430.9	988.6
DAYTONA BEACH	805.9	329.9	1,135.8	2,062.1	777.0	2,839.1	2,332.9	796.2	3,129.1	7,104.0
EDISON	455.8	25.8	481.6	1,106.0	74.6	1,180.6	1,053.9	81.0	1,134.9	2,797.1
FLA JC AT JAX	1,230.9	2,485.5	3,716.4	3,252.5	2,669.9	5,922.4	3,064.6	2,760.9	5,825.5	15,464.3
FLORIDA KEYS	148.4	25.3	173.7	253.3	62.8	316.1	278.9	42.7	321.6	811.4
GULF COAST	242.1	27.5	269.6	940.1	46.1	986.2	850.1	62.2	912.3	2,168.1
HILLSBOROUGH	1,277.3	0.0	1,277.3	2,189.7	235.2	2,424.9	2,288.1	143.8	2,431.9	6,134.1
INDIAN RIVER	493.0	381.3	874.3	1,192.5	697.0	1,889.5	1,416.1	629.8	2,045.9	4,809.7
LAKE CITY	418.6	70.0	488.6	825.8	164.4	990.2	790.3	106.8	897.1	2,375.9
LAKE-SUMTER	167.4	36.2	203.6	419.0	33.6	452.6	414.3	48.1	462.4	1,118.6
MANATEE	437.2	7.3	444.5	1,553.5	19.8	1,573.3	1,376.4	15.3	1,391.7	3,409.5
MIAMI-DADE	5,888.6	692.0	6,580.6	8,439.8	1,823.2	10,263.0	8,483.2	1,028.3	9,511.5	26,355.1
NORTH FLORIDA	87.4	1.5	88.9	279.0	43.8	322.8	294.5	46.8	341.3	753.0
OKALOOSA-WALTON	346.7	101.5	448.2	782.0	192.8	974.8	751.8	218.6	970.4	2,393.4
PALM BEACH	559.7	250.1	809.8	2,533.9	106.5	2,640.4	2,406.2	47.5	2,453.7	5,903.9
PASCO-HERNANDO	75.0	234.0	309.0	599.4	209.3	808.7	583.9	212.0	795.9	1,913.6
PENSACOLA	745.6	1,099.3	1,844.9	3,286.9	634.5	3,921.4	3,374.8	435.4	3,810.2	9,576.5
POLK	471.5	58.6	530.1	1,117.4	108.2	1,225.6	985.0	123.6	1,108.6	2,864.3
ST. JOHNS RIVER	110.5	7.7	118.2	384.0	12.6	396.6	344.9	5.7	350.6	865.4
ST. PETERSBURG	1,249.5	152.3	1,401.8	3,606.5	272.6	3,879.1	3,382.8	265.5	3,648.3	8,929.2
SANTA FE	1,253.2	146.9	1,400.1	2,092.1	109.4	2,201.5	1,979.8	137.2	2,117.0	5,718.6
SEMINOLE	359.1	1,155.3	1,514.4	1,631.6	766.9	2,398.5	1,575.6	714.1	2,289.7	6,202.6
SOUTH FLORIDA	135.5	12.5	148.0	587.7	28.2	615.9	529.1	83.3	612.4	1,376.3
TALLAHASSEE	424.5	0.0	424.5	1,167.8	0.0	1,167.8	1,136.8	0.0	1,136.8	2,729.1
VALENCIA	1,117.8	97.1	1,214.9	2,245.6	224.1	2,469.7	2,074.8	261.2	2,336.0	6,020.6
SYSTEM TOTAL	21,451.5	8,130.1	29,581.6	50,735.5	11,022.2	61,757.7	49,540.5	9,524.9	59,065.4	150,404.7

SOURCE: FAFVOC5483

BEST COPY AVAILABLE

FLORIDA
COMMUNITY
COLLEGES

TABLE 7D
ANNUAL FTE BY TERM
1981 - 1982
ALL STUDENTS

CCMIS 201
05/09/86
03:17 PM

COLLEGE	INITIAL	SUMMER OTHER	TOTAL	INITIAL	FALL OTHER	TOTAL	INITIAL	WINTER OTHER	TOTAL	ANNUAL TOTAL
BREVARD	942.7	369.1	1,311.8	2,624.7	364.3	2,989.0	2,576.8	455.6	3,032.4	7,333.2
BROWARD	1,431.6	44.8	1,476.4	4,265.3	61.3	4,326.6	4,056.6	46.3	4,102.9	9,905.9
CENTRAL FLORIDA	224.8	449.0	673.8	845.9	464.7	1,310.6	751.3	461.3	1,212.6	3,197.0
CHIPOLA	130.2	28.6	158.8	443.0	75.7	518.7	422.9	61.5	484.4	1,161.9
DAYTONA BEACH	775.4	437.1	1,212.5	2,298.0	831.9	3,129.9	2,321.5	790.7	3,112.2	7,454.6
EDISON	428.4	37.8	466.2	1,062.2	44.0	1,106.2	1,022.1	83.4	1,105.5	2,677.9
FLA JC AT JAX	1,236.8	2,709.4	3,946.2	3,086.8	2,862.8	5,949.6	2,882.3	3,124.4	6,006.7	15,902.5
FLORIDA KEYS	147.9	39.2	187.1	329.8	92.2	422.0	276.6	89.5	366.1	975.2
GULF COAST	262.0	42.4	304.4	973.4	72.4	1,045.8	873.6	94.2	967.8	2,318.0
HILLSBOROUGH	1,271.3	26.4	1,297.7	2,276.7	114.1	2,390.8	2,209.5	207.6	2,417.1	6,105.6
INDIAN RIVER	606.5	401.2	1,007.7	1,166.9	791.2	1,958.1	1,135.7	953.9	2,099.6	5,065.4
LAKE CITY	415.9	106.3	522.2	900.4	129.0	1,029.4	775.1	101.7	876.8	2,428.4
LAKE-SUMTER	127.4	47.0	174.4	395.1	24.7	419.8	393.4	33.6	427.0	1,021.2
MANATEE	390.2	11.1	401.3	1,428.6	25.2	1,453.8	1,352.1	32.7	1,384.8	3,239.9
MIAMI-DADE	5,362.1	674.1	6,036.2	8,768.6	2,310.8	11,079.4	8,900.1	1,812.1	10,712.2	27,827.8
NORTH FLORIDA	53.9	15.8	69.7	305.4	32.0	337.4	264.3	55.3	319.6	726.7
OKALOOSA-WALTON	393.6	47.1	440.7	810.6	165.6	976.2	887.4	105.1	992.5	2,409.4
PALM BEACH	394.3	276.3	670.6	2,348.0	52.5	2,400.5	2,227.9	147.9	2,375.8	5,446.9
PASCO-HERNANDO	71.7	268.9	340.6	606.7	215.8	822.5	573.3	204.2	777.5	1,940.6
PENSACOLA	763.6	1,138.3	1,901.9	2,990.7	571.8	3,562.5	2,953.3	458.0	3,411.3	8,875.7
POLK	401.9	53.2	455.1	1,066.7	123.7	1,190.4	1,010.9	98.0	1,108.9	2,754.4
ST. JOHNS RIVER	104.8	5.7	110.5	386.1	9.0	395.1	358.3	6.9	365.2	870.8
ST. PETERSBURG	1,111.3	306.9	1,418.2	3,564.8	548.8	4,113.6	3,442.9	244.6	3,687.5	9,219.3
SANTA FE	1,310.0	122.1	1,432.1	2,166.1	147.2	2,313.3	2,077.0	150.6	2,227.6	5,973.0
SEMINOLE	251.8	1,175.9	1,427.7	1,774.6	387.9	2,162.5	1,684.1	607.8	2,291.9	5,882.1
SOUTH FLORIDA	137.5	11.6	149.1	547.2	67.2	614.4	473.8	62.5	536.3	1,299.8
TALLAHASSEE	366.3	184.0	550.3	1,110.1	0.0	1,110.1	1,068.8	0.0	1,068.8	2,729.2
VALENCIA	1,160.4	225.1	1,385.5	2,319.0	255.1	2,574.1	2,167.9	191.2	2,359.1	6,318.7
SYSTEM TOTAL	20,274.3	9,254.4	29,528.7	50,861.4	10,840.9	61,702.3	49,139.5	10,690.6	59,830.1	151,061.1

SOURCE: FAFVCS482

47

43

BEST COPY AVAILABLE

FLORIDA
COMMUNITY
COLLEGES

TABLE 7E
ANNUAL FTE BY TERM
1980 - 1981
ALL STUDENTS

CCMIS 201
06/09/86
03:17 PM

COLLEGE	SUMMER			FALL			WINTER			ANNUAL TOTAL
	INITIAL	OTHER	TOTAL	INITIAL	OTHER	TOTAL	INITIAL	OTHER	TOTAL	
BREVARD	885.2	283.0	1,168.2	2,476.9	388.1	2,865.0	2,413.6	414.8	2,828.4	6,861.6
BROWARD	817.0	655.9	1,472.9	4,156.4	117.9	4,274.3	3,834.0	97.1	3,931.1	9,678.3
CENTRAL FLORIDA	235.2	412.8	648.0	663.9	510.1	1,174.0	618.4	553.7	1,172.1	2,994.1
CHIPOLA	142.4	21.7	164.1	476.8	33.6	510.4	441.4	30.5	471.9	1,146.4
DAYTONA BEACH	650.8	452.1	1,102.9	2,304.0	768.7	3,072.7	2,367.5	789.7	3,157.2	7,332.8
EDISON	367.2	19.1	386.3	1,046.6	25.0	1,071.6	933.3	46.0	979.3	2,437.2
FLA JC AT JAX	1,163.9	2,717.4	3,881.3	3,062.5	3,211.5	6,274.0	2,861.5	3,245.9	6,107.4	16,262.7
FLORIDA KEYS	139.1	44.5	183.6	330.1	41.0	371.1	329.5	61.2	390.7	945.4
GULF COAST	236.8	54.7	291.5	981.0	28.0	1,009.0	902.3	69.5	971.8	2,272.3
HILLSBOROUGH	2,293.2	78.9	2,372.1	2,310.6	127.5	2,438.1	2,237.1	144.6	2,381.7	7,191.9
INDIAN RIVER	555.1	327.5	882.6	1,104.8	638.0	1,942.8	1,246.2	801.2	2,047.4	4,872.8
LAKE CITY	415.0	62.6	477.6	762.6	98.8	861.4	763.4	106.2	869.6	2,208.6
LAKE-SUMTER	143.6	61.8	205.4	395.5	19.0	414.5	383.0	24.1	407.1	1,027.0
MANATEE	394.9	15.1	410.0	1,342.2	58.3	1,400.5	1,300.3	39.0	1,339.3	3,149.8
MIAMI-DADE	4,888.2	1,052.7	5,940.9	8,187.5	2,079.9	10,267.4	8,553.6	1,415.3	9,968.9	26,177.2
NORTH FLORIDA	76.2	0.0	76.2	306.3	24.3	330.6	285.5	32.1	317.6	724.4
OKALOOSA-WALTON	396.9	66.5	463.4	787.1	167.4	954.5	786.5	155.2	941.7	2,359.6
PALM BEACH	337.0	262.2	599.2	2,152.4	110.7	2,263.1	2,063.7	304.8	2,368.5	5,230.8
PASCO-HERNANDO	75.3	252.6	327.9	579.6	227.0	806.6	567.7	236.6	804.3	1,938.8
PENSACOLA	0.0	1,837.2	1,837.2	3,689.6	0.4	3,690.0	3,317.0	329.8	3,646.8	9,174.0
POLK	405.4	24.9	430.3	1,100.0	84.0	1,184.0	1,029.5	78.8	1,108.3	2,722.6
ST. JOHNS RIVER	104.6	6.8	111.4	364.0	13.7	377.7	352.9	19.8	372.7	861.8
ST. PETERSBURG	904.2	313.6	1,217.8	3,541.0	298.7	3,839.7	3,451.9	315.3	3,767.2	8,824.7
SANTA FE	1,278.0	68.3	1,346.3	2,000.0	131.2	2,131.2	1,913.7	256.4	2,170.1	5,647.6
SEMINOLE	237.8	1,114.1	1,351.9	1,654.3	494.0	2,148.3	1,609.3	516.9	2,126.2	5,626.4
SOUTH FLORIDA	112.1	16.8	128.9	572.4	42.2	614.6	495.9	45.5	541.4	1,284.9
TALLAHASSEE	464.3	0.0	464.3	852.9	283.6	1,136.5	886.9	298.9	1,185.8	2,786.6
VALENCIA	1,011.1	144.1	1,155.2	2,130.8	267.9	2,398.7	2,072.3	287.1	2,359.4	5,913.3
SYSTEM TOTAL	18,730.5	10,366.9	29,097.4	49,531.8	10,290.5	59,822.3	48,017.9	10,716.0	58,733.9	147,653.6

SOURCE: FAFVJCS481

TABLE 8
ANNUAL PROGRAM ENROLLMENT (HEADCOUNT)
1984-1985

COLLEGE	ADVANCED AND PROFESSIONAL	-----VOCATIONAL----- POSTSEC.	POSTSEC. ADULT	SUPPLE- MENTAL	DEVELOPMENTAL COMPENSATORY-ADULT	COMMUNITY INSTRUCTIONAL SERVICE CITIZENSHIP-AVOCATIONAL	OTHER*	TOTAL**		
BREVARD	4,305	3,353	1,425	15,642	771	12,378	1,798	1,729	3,568	44,969
BROWARD	13,257	7,045	0	7,129	295	0	8,745	5,700	12,895	55,066
CENTRAL FLDRIDA	1,839	759	279	6,995	40	80	1,364	1,209	975	13,540
CHIPOLA	1,351	173	180	2,066	0	0	342	180	657	4,949
DAYTONA BEACH	2,725	3,615	1,277	5,936	857	6,342	5,762	2,277	7,102	35,893
EDISON	4,536	1,213	0	5,810	2,588	0	1,143	1,624	4,193	21,107
FLA JC AT JAX	7,860	4,600	3,176	16,082	0	18,411	4,633	659	11,082	66,503
FLORIDA KEYS	643	412	34	1,299	72	0	885	100	2,103	5,548
GULF COAST	2,661	1,675	0	7,052	1,364	0	7,155	0	3,087	22,994
HILLSBOROUGH	9,201	4,727	0	3,778	894	0	285	388	6,376	25,649
INDIAN RIVER	2,610	2,262	291	0	1,437	5,421	647	0	10,889	23,557
LAKE CITY	1,807	983	663	3,010	1,006	1,151	425	74	355	9,474
LAKE-SUMTER	944	578	0	258	0	870	92	1,313	1,479	5,484
MANATEE	6,752	1,146	0	2,422	0	0	5,456	2,177	2,305	20,258
MIAMI-DADE	16,069	7,045	0	429	11,781	354	6,980	10,367	23,732	76,757
NORTH FLORIDA	1,435	0	259	607	72	441	328	7	442	3,591
OKALODSA-WALTON	3,878	1,307	0	450	0	1,122	2,062	0	2,713	11,532
PALM BEACH	13,679	3,089	223	9,324	142	0	5,625	705	6,542	39,329
PASCC-HERNANDO	1,422	1,316	76	3,713	399	0	967	0	3,436	11,329
PENSACOLA	7,961	4,218	1,176	2,505	809	8,093	892	2,675	2,377	30,706
POLK	3,166	1,427	0	2,185	0	0	3,123	250	2,591	12,742
ST. JOHNS RIVER	753	419	0	231	17	2	279	0	1,367	3,068
ST. PETERSBURG	13,978	6,905	0	8,115	0	0	3,200	4,365	5,686	42,249
SANTA FE	6,061	2,433	422	1,684	22	279	820	5,954	2,912	20,587
SEMINOLE	4,728	1,627	2,133	1,716	89	4,402	2,130	1,945	1,930	20,700
SOUTH FLDRIDA	1,428	205	772	1,555	97	1,112	2,255	276	704	8,404
TALLAHASSEE	5,551	538	0	863	1,061	0	590	251	1,309	10,163
VALENCIA	9,250	3,365	19	21,017	0	79	1,996	323	3,123	39,172
SYSTEM TOTAL	149,850	66,435	12,405	131,873	23,813	60,487	69,979	44,548	125,930	685,320

* THE ABOVE FIGURES REFLECT STUDENTS AWAITING ENRDLLMENT IN LIMITED ACCESS PROGRAMS, STUDENTS ENRDLED IN APPRENTICESHIP COURSES, STUDENTS WHO ARE ENRDLED IN COURSES FOR OTHER PERSONAL OBJECTIVES, AND STUDENTS WHO HAVE OTHERWISE NOT SELECTED A PROGRAM.
** THERE MAY BE SOME DUPLICATION BETWEEN MAJOR PROGRAM AREAS
SOURCE: AA-1A, AA-1B, AA-1C, AND EA-3

BEST COPY AVAILABLE

30

51

52

TABLE 9

ANNUAL REPORT OF VOCATIONAL PROGRAMS (HEACOUNT)
(POSTSEC/POSTSEC. ADULT VOCATIONAL)

04/12/85
2:35 PM

1984-85

FREQUENCY	AGRICULTURE	DISTRIBUTION	HEALTH	HOME ECONOMICS	BUSINESS	TRADE AND INDUSTRIAL	PUBLIC SERVICE	COLLEGE TOTAL
BREVARD	24	695	579	47	1265	1788	380	4778
BROWARD	129	741	1772	120	2319	1538	426	7045
CENTRAL FLORIDA	12	13	318	28	234	363	70	1038
CHIPOLA	0	13	30	0	67	215	28	353
OAYTONA	33	758	1051	106	1060	1289	595	4392
EOISON	0	188	337	0	484	146	58	1213
FLA. J.C. @ JAX	0	1443	1109	386	1776	2383	679	7776
FLORIDA KEYS	0	5	59	0	216	115	51	446
GULF COAST	0	387	351	34	329	389	185	1675
HILLSBOROUGH	1	299	1120	2	2266	528	511	4727
INDIAN RIVER	27	252	625	44	575	500	530	2553
LAKE CITY	314	46	209	0	509	548	20	1646
LAKE SUMTER	0	181	88	0	235	51	23	578
MANATEE	0	157	314	0	263	280	132	1146
MIAMI-DADE	4	661	1622	72	2361	1596	729	7045
NORTH FLORIDA	0	0	92	0	20	105	42	259
OKALOOSA-WALTON	0	32	44	96	469	574	92	1307
PALM BEACH	0	317	855	79	716	577	768	3312
PASCO-HERNANOO	23	174	197	0	625	253	120	1392
PENSACOLA	8	241	1350	181	1092	1923	599	5394
POLK	30	220	390	8	566	132	81	1427
ST. JOHNS	0	2	0	0	285	46	86	419
ST. PETERSBURG	0	1116	1249	0	3116	687	737	6905
SANTA FE	128	66	814	88	865	631	263	2855
SEMINOLE	0	330	508	330	1036	1082	474	3760
SOUTH FLORIDA	51	0	158	62	154	327	225	977
TALLAHASSEE	0	60	211	0	207	0	60	538
VALENCIA	120	350	406	14	1556	634	304	3384
TOTAL	904	8747	15858	1697	24666	18700	8268	78840

SOURCE AA 1

BEST COPY AVAILABLE

54

53

FLORIDA
COMMUNITY
COLLEGES

TABLE 10
ANNUAL REPORT OF SUPPLEMENTAL AND APPRENTICESHIP COURSES (HEADCOUNT)
1984-1985

CCMIS 109
04/11/86
02:38 PM

COLLEGE	AGRICULTURE	DISTRIBUTION	HEALTH	HOME ECONOMICS	OFFICE	TRADES AND INDUSTRIAL	PUBLIC SERVICE	COLLEGE TOTAL
BREVARD	56	1,204	1,143	5,713	4,166	2,481	879	15,642
BROWARD	0	2,213	3,303	53	926	0	634	7,129
CENTRAL FLORIDA	140	1,417	966	1,425	1,068	1,101	878	6,995
CHIPOLA	0	25	384	0	57	256	1,344	2,066
DAYTONA BEACH	0	313	2,630	698	244	1,644	635	6,164
EDISON	165	566	1,698	425	745	163	2,048	5,810
FLA JC AT JAX	0	4,495	1,428	3,002	1,798	2,521	3,678	16,922
FLORIDA KEYS	0	48	119	104	83	71	874	1,299
GULF COAST	54	796	2,493	66	1,239	119	2,285	7,052
HILLSBOROUGH	0	1,195	361	418	785	74	945	3,778
INDIAN RIVER	0	0	0	0	0	0	0	0
LAKE CITY	6	25	143	381	107	269	2,079	3,010
LAKE-SUMTER	12	126	6	0	105	0	9	253
MANATEE	64	144	1,283	32	479	353	67	2,422
MIAMI-DADE	0	179	0	0	85	0	165	429
NORTH FLORIDA	0	0	169	66	0	52	320	607
OKALOOSA-WALTON	0	159	114	0	107	169	53	602
PALM BEACH	250	1,671	3,976	265	807	392	1,963	9,324
PASCO-HERNANDO	0	206	2,382	580	942	339	642	5,091
PENSACOLA	0	493	344	0	323	698	689	2,547
POLK	0	119	545	0	307	38	1,176	2,185
ST. JOHNS RIVER	0	141	0	0	0	0	90	231
ST. PETERSBURG	0	1,278	1,899	2,586	874	279	1,199	8,115
SANTA FE	0	0	357	688	0	23	626	1,694
SEMINOLE	48	239	210	372	254	140	469	1,732
SOUTH FLORIDA	13	208	424	272	243	238	157	1,555
TALLAHASSEE	0	234	492	0	86	0	51	863
VALENCIA	208	2,601	3,069	7,682	2,556	762	4,139	21,017
SYSTEM TOTAL	1,016	20,095	29,938	24,828	18,386	12,182	28,094	134,539

SOURCE: AA-1C

BEST COPY AVAILABLE

32

50

50

TABLE 11
HEADCOUNT OF STUDENTS SERVED IN DEVELOPMENTAL
AND COMMUNITY INSTRUCTIONAL SERVICES PROGRAMS

1984-85

COLLEGE	DEVELOPMENTAL			COMMUNITY INSTRUCTIONAL SERVICES			OTHER PERSONAL OBJECTIVES
	COMPENSATORY	ADULT ELEM. AND SEC.	TOTAL	CITIZENSHIP	AVOCATIONAL	TOTAL	
BREVARD	857	13,753	14,610	1,998	1,919	3,917	2,816
BROWARD	2,204	0	2,204	15,392	8,081	23,473	10,880
CENTRAL FLORIDA	42	96	138	2,133	1,386	3,519	751
CHIPOLA	0	0	0	348	286	634	657
DAYTONA BEACH	946	6,612	7,558	5,963	2,699	8,662	5,077
EDISON	2,678	0	2,678	1,314	1,779	3,093	3,784
FJC AT JACKSONVILLE	4,531	29,516	34,047	5,229	922	6,151	5,442
FLORIDA KEYS	248	0	248	982	124	1,106	2,035
GULF COAST	1,478	0	1,478	7,950	0	7,950	3,045
HILLSBOROUGH	3,942	0	3,942	455	474	929	3,926
INDIAN RIVER	2,652	8,624	11,276	682	0	682	10,654
LAKE CITY	1,817	1,468	3,285	511	79	590	355
LAKE-SUMTER	154	820	974	109	1,874	1,983	1,359
MANATEE	0	0	0	5,619	2,221	7,839	2,283
MIAMI-DADE	20,469	440	20,909	8,168	12,702	20,871	16,867
NORTH FLORIDA	108	722	830	505	7	512	442
OKALOOSA-WALTON	141	2,305	2,446	4,348	0	4,348	2,561
PALM BEACH	3,718	0	3,718	6,079	891	6,970	5,282
PASCO-HERNANDO	610	0	610	1,260	0	1,260	1,302
PENSACOLA	875	8,364	9,239	1,073	3,229	4,302	2,043
POLK	0	0	0	3,510	269	3,779	1,898
ST. JOHNS RIVER	259	19	278	283	0	283	1,367
ST. PETERSBURG	0	0	0	6,356	7,274	13,640	4,243
SANTA FE	22	279	301	2,115	11,087	13,202	2,902
SEMINOLE	623	5,250	5,873	2,458	2,367	4,825	1,667
SOUTH FLORIDA	97	1,219	1,316	2,255	276	2,531	416
TALLAHASSEE	1,789	0	1,789	4,457	286	4,743	127
VALENCIA	1,312	80	1,392	2,341	343	2,684	2,078
SYSTEMS TOTAL	51,572	79,567	131,139	93,902	60,576	154,478	96,369

SOURCE: EA-3

NOTE: THE ABOVE MAY BE A DUPLICATE COUNT (I.E., STUDENTS MAY BE COUNTED IN MORE THAN ONE PROGRAM).

BEST COPY AVAILABLE

TABLE 12

FLORIDA
COMMUNITY
COLLEGES

STUDENT ACCELERATION REPORT
CREDIT BY EXAMINATION/ADVANCED PLACEMENT

CCMIS 710
06/09/86
01:58 PM

1984-1985

PAGE 1 OF 2

	C L E P		E X A M I N A T I O N S						TOTAL CREDIT BY EXAMINATION	
	NO. OF STUDENTS	CREDIT	NO. OF STUDENTS	CREDIT	NO. OF STUDENTS	CREDIT	NO. OF STUDENTS	CREDIT	NO. OF STUDENTS	CREDIT
BREVARD	72	413	9	47	5	18	3	24	89	502
BROWARD	29	168	15	102	529	4,812			573	5,082
CENTRAL FLORIDA	54	285	9	45			7	72	70	402
CHIPOLA	5	30							5	30
DAYTONA BEACH	13	72	8	45	202	1,055			223	1,172
EDISON										
FLA JC AT JAX	306	919	41	125	482	630	61	329	890	2,003
FLORIDA KEYS	21	138							21	138
GULF COAST	18	108					13	99	31	207
HILLSBOROUGH	32	240	10	67	93	496	3	129	138	932
INDIAN RIVER					372	780			372	780
LAKE CITY	8	42							8	42
LAKE-SUMTER					46	133			46	133
MANATEE	21	213	10	94					31	307
MIAMI-DADE	1,335	15,670	129	1,102	1,313	9,125			2,783	25,897
NORTH FLORIDA										
OKALOOSA-WALTON	15	84			13	126			28	210
PALM BEACH	75	663	10	38	417	1,778	2	8	504	2,487
PASCO-HERNANDO	5	45	1	12	43	198			49	255
PENSACOLA	55	219	47	235	172	520			274	974
POLK	62	243	35	196	36	12	665	1,995	798	2,446
ST. JOHNS RIVER	6	18			10	24			16	42
ST. PETERSBURG	96	630	8	60			86	460	190	1,150
SANTA FE	13	110	10	48	12	36			35	194
SEMINOLE	68	576	5	19	35	147			108	742
SOUTH FLORIDA										
TALLAHASSEE	29	273	1	3	151	549	105	1,060	286	1,885
VALENCIA	90	877			19	54			109	931
SYSTEM TOTAL	2,428	22,036	348	2,238	3,956	20,493	945	4,176	7,677	48,943

SOURCE 0A285

59

60

BEST COPY AVAILABLE

TABLE 12 (CONTINUED)

FLORIDA
COMMUNITY
COLLEGES

STUDENT ACCELERATION REPORT
DUAL ENROLLMENT AND EARLY ADMISSIONS

CCMIS 710
06/09/86
01:58 PM

1984-1985

PAGE 2 OF 2

	DUAL ENROLLMENTS				TOTAL DUAL ENROLLMENT		EARLY ADMISSIONS		TOTALS	
	COLLEGE/ HIGH SCHOOL NO. OF STUDENTS	CREDIT	COLLEGE/UNIVERSITY OR OTHER COLLEGE NO. OF STUDENTS	CREDIT	NO. OF STUDENTS	CREDIT	NO. OF STUDENTS	CREDIT	NO. OF STUDENTS	CREDIT
BREVARD	318	1,061			318	1,061	10	390	417	1,953
BROWARD	416	2,132			416	2,132	35	669	1,024	7,883
CENTRAL FLORIDA	253	1,434			253	1,434	7	63	330	1,899
CHIPOLA	258	1,697			258	1,697	3	93	266	1,820
DAYTONA BEACH	173	698	6	69	179	767			402	1,939
EDISON										
FLA JC AT JAX	57	326	298	1,567	355	1,893	4	90	1,249	3,986
FLORIDA KEYS	30	112	75	542	105	654	3	46	129	838
GULF COAST	334	1,348			334	1,348	52	922	417	2,477
HILLSBOROUGH	149	1,215	407	1,439	556	2,654	5	42	699	3,628
INDIAN RIVER	81	440			81	440			453	1,220
LAKE CITY	78	288			78	288	11	281	97	611
LAKE-SUMTER	101	438	14	46	115	484	7	32	168	649
MANATEE	45	451	86	472	131	923	37	317	199	1,547
MIAMI-DADE	1,362	7,002			1,362	7,002	22	284	4,167	33,183
NORTH FLORIDA										
OKALOOSA-WALTON	66	280			66	280	3	83	97	573
PALM BEACH	97	586			97	586	31	120	632	3,193
PASCO-HERNANDO	124	652	7	42	131	694	12	73	192	1,022
PENSACOLA	82	454			82	454	53	327	409	1,756
POLK	23	185	12	69	35	254	77	341	910	3,041
ST. JOHNS RIVER	86	613			86	613	1	28	103	683
ST. PETERSBURG	852	1,866	33	117	885	1,983	7	96	1,082	3,229
SANTA FE	300	2,105			300	2,105	27	261	362	2,560
SEMINOLE	70	421	7	30	77	451	2	25	187	1,218
SOUTH FLORIDA										
TALLAHASSEE	147	1,057			147	1,057	2	40	435	2,982
VALENCIA	561	2,779			561	2,779	22	167	692	3,877
SYSTEM TOTAL	6,063	29,640	945	4,393	7,008	34,033	433	4,790	15,118	87,766

SOURCE OA285

TABLE 13

DEGREES AND OTHER FORMAL AWARDS
1984 - 1985FLORIDA
COMMUNITY
COLLEGESCCMIS 709
06/10/86
10:09 AM

COLLEGE	ASSOCIATE IN ARTS			ASSOCIATE IN SCIENCE			CERTIFICATES & OTHER AWARDS			TOTAL		
	MALE	FEMALE	TOTAL	MALE	FEMALE	TOTAL	MALE	FEMALE	TOTAL	MALE	FEMALE	STUDENTS
BREVARD	372	414	786	153	205	358	401	205	606	745	608	1750
BROWARD	371	533	904	172	445	617	294	103	397	837	1081	1918
CENTRAL FLORIDA	76	145	221	63	85	148	127	81	208	266	311	577
CHIPOLA	45	88	133	4	8	12	10	12	22	59	108	167
DAYTONA	140	205	345	155	251	406	377	472	849	672	928	1600
EDISON	139	198	337	46	121	167	4	4	8	189	323	512
FLA. J.C. & JAX	392	492	884	124	398	522	517	498	1015	1033	1388	2421
FLORIDA KEYS	20	34	54	24	34	58	4	2	6	48	70	118
GULF COAST	131	163	294	56	88	144	151	160	311	338	411	749
HILLSBOROUGH	314	395	709	102	263	365	122	66	188	538	724	1262
INDIAN RIVER	119	104	223	42	86	128	410	263	673	571	453	1024
LAKE CITY	58	66	124	64	65	129	85	21	106	207	152	359
LAKE SUMTER	50	65	115	15	38	53	0	6	6	65	109	174
MANATEE	183	242	425	76	154	230	0	0	0	259	396	655
MIAMI-DADE	1232	1591	2823	330	738	1068	2	2	4	1564	2331	3895
NORTH FLORIDA	30	43	73	0	0	0	34	77	111	64	120	184
OKALOOSA-WALTON	124	151	275	50	30	80	15	10	25	189	191	380
PALM BEACH	304	442	746	84	304	388	208	51	259	596	797	1393
PASCO-HERNANDO	46	85	131	41	80	121	26	35	61	113	200	313
PENSACOLA	264	334	598	144	383	527	107	231	338	515	948	1463
PDLK	146	200	346	50	109	159	2	12	14	198	321	519
ST. JOHNS	43	50	93	36	35	71	0	6	6	79	91	170
ST. PETERSBURG	533	609	1142	212	630	842	161	104	265	906	1343	2249
SANTA FE	305	290	595	131	279	410	36	64	100	472	633	1105
SEMINOLE	211	273	484	49	87	136	267	240	507	527	600	1127
SOUTH FLORIDA	18	20	38	1	16	17	166	115	281	185	151	336
TALLAHASSEE	354	396	750	3	64	67	24	28	52	381	488	869
VALENCIA	518	529	1047	76	190	266	16	4	20	610	723	1333
SYSTEM TOTAL	6538	8157	14695	2303	5186	7489	3566	2872	6438	12226	15999	28622

SOURCE: AA1

63

64

BEST COPY AVAILABLE

TABLE 14
VOCATIONAL PROGRAMS

Key: AS - Associate in Science Degree C - Certificate	Brevard	Broward	Central Florida	Chipola	Daytona Beach	Edison	Florida JC @ Jax.	Florida Keys	Gulf Coast	Hillsborough	Indian River	Lake City	Lake-Sumter	Manatee	Miami-Dade	North Florida	Ocala-Walton	Palm Beach	Pasco-Hernando	Pensacola	Polk	St. Johns River	St. Petersburg	Santa Fe	Seminole	South Florida	Tallahassee	Valencia	
	Agriculture Business & Management											AS C								AS		AS			AS		AS		
Agriculture Productions																					AS C								
Agriculture Services & Supplies		AS																										AS	
Horticulture	C	AS	C		AS C				AS		AS			AS					AS C	AS	AS					C		AS C	
Animal Sciences																								AS					
Plant Services																					C								
Renewable Natural Resources												C																	
Forestry Production & Processing												AS																	
Forestry & Related Sciences												AS C																	
Interior Design		AS			AS C		AS C								AS				AS						AS				
Banking & Finance			AS	AS						AS	AS				AS				AS	AS		AS	AS						
Business Administration and Management		AS	AS	AS	AS	AS C	AS	AS	AS C	AS C	AS C	AS	AS	AS	AS		AS	AS	AS C	AS		AS	AS	AS C		AS C		AS	
Institutional Management		AS C			AS	AS C	AS		AS	AS				AS C	AS			AS		AS		C		AS			C		AS
Institutional Business Management		AS																										AS	
Marketing Management & Research	AS				AS C		AS		AS C	AS C	AS C			AS C	AS			AS	AS	AS	AS C			AS	AS				
Real Estate	C	AS			AS C	AS C	AS C		AS C			AS C	C	AS C	AS		AS		AS C		C		AS C					AS	
Small Business Management & Ownership	AS							AS C												AS								AS	
Taxation		C																											
Trade & Industrial Supervision & Management									AS C	AS C	AS			AS	AS		AS	AS		AS		AS	AS		AS				

37

Table 14 (Continued)

VOCATIONAL PROGRAMS

Key: AS - Associate in Science Degree C - Certificate	Brevard	Broward	Central Florida	Chipola	Daytona Beach	Edison	Florida JC @ Jax.	Florida Keys	Gulf Coast	Hillsborough	Indian River	Lake City	Lake-Sumter	Manatee	Miami-Dade	North Florida	Ocala-Walton	Palm Beach	Pasco-Hernando	Pensacola	Polk	St. Johns River	St. Petersburg	Santa Fe	Seminole	South Florida	Tallahassee	Valencia		
	Accounting, Bookkeeping & Related Programs	AS C	AS C			AS C	AS	AS		AS C	AS C	AS C				AS				AS	AS C		C	AS C	AS C	C				AS
Banking & Related Financial Programs				AS				AS C	AS C																					
Business Data Processing & Related Programs	AS	AS C		AS	AS	AS C	AS C	AS C	AS C	AS			AS C	AS C	AS		AS			AS C		AS C	AS C	AS C	AS C				AS C	
Office Supervision & Management																					AS C									
Secretarial & Related Programs	AS C	AS C	AS C	AS C	AS C	AS C	AS C	AS C	AS C	AS C	AS C		AS C	AS C	AS C	C	AS C	AS C	AS C	AS C	AS C	AS C	AS C	AS C	AS C	AS C	AS C	AS C	AS C	AS
Typing, General Office & Related Programs	C	C	C	C	C	C	C	C		C	AS C	AS				C	AS		C	C	AS C	C	AS C	AS C	C	C			C	
Apparel & Accessories Marketing	AS	AS			AS		AS		AS		AS C				AS			AS					AS							
Financial Services Marketing	AS	AS	AS		AS C	AS C	AS C		AS					AS	AS					AS									AS	
General Marketing		AS					AS C			AS C					AS					C			C	AS C						
Home & Office Products Marketing		AS																												
Hospitality & Recreation Marketing					C																									
Insurance Marketing		AS					AS																						C	
Transportation & Travel Marketing		AS			AS		AS			AS C					AS														C	
Journalism (Mass Communications)									AS																					
Communications Technologies	AS				AS		AS		AS C	AS					AS							AS								
Computer & Information Sciences, General		AS			AS					AS	AS C						AS			AS										
Computer Programming										C			AS								C									
Data Processing												C																C		
Funeral Services															AS															

TABLE 14 (Continued)
 VOCATIONAL PROGRAMS

Key: AS - Associate in Science Degree C - Certificate	Brevard	Broward	Central Florida	Chipola	Daytona Beach	Edison	Florida JC & Jax.	Florida Keys	Gulf Coast	Hillsborough	Indian River	Lake City	Lake-Sumter	Manatee	Miami-Dade	North Florida	Ocala-Walton	Palm Beach	Pasco-Hernando	Pensacola	Polk	St. Johns River	St. Petersburg	Tanta Fe	Seminole	South Florida	Tallahassee	Valencia	
	Personal Services	C		C	C	C		C			AS	C					C			AS	AS								
Teacher Education, General Programs	AS									AS	AS	C							C	C				C		C			
Architectural Technologies		AS C	AS		AS		AS C		AS C	AS	C			AS C	AS			AS	AS C	AS C			AS C	AS C	AS				AS
Civil Technologies	AS	AS	AS		AS	AS C	AS C		AS C		AS C			AS C	AS		AS	AS C		AS C	AS			AS					AS
Electrical & Electronic Technologies	AS	AS C	AS	AS C	AS C	AS C	AS C	AS C	AS C	AS	AS		AS C	AS C	AS		AS	AS C	AS C	AS C		AS	AS C			C	C		AS
Electromechanical Instrumentation & Maintenance Technologies	AS													AS C	AS							AS							AS
Environmental Control Technologies	AS		C	C	AS C		C			AS C	C	C			AS		AS	AS C	AS C	AS C			AS	AS C		C	C		AS
Industrial Production Technologies Quality Control & Safety Technologies	AS													AS C											AS		C	C	
Mechanical & Related Technologies Engineering & Engineering- Related Technologies							AS C			AS					AS														
Dental Services	C	AS C			AS C		AS C		C		AS C				AS			AS C		AS C			AS	AS C				AS	AS
Diagnostic & Treatment Services	AS C	AS C	AS C	AS C	AS C	AS	AS C		AS C	AS C	AS C	AS		AS	AS		AS	AS C	AS C	AS C	AS C		AS C	AS C	AS C	AS C	C	AS C	AS C
Medical Laboratory Technologies	AS	AS					AS				AS	AS		AS	AS			AS					AS						AS
Mental Health/Human Services Miscellaneous Allied Health Services		AS C			AS C		C			AS C	AS C				AS C		C			AS C			AS						C
Nursing-Related Services	C				C		C		C		AS C	AS C								AS C						C	C	C	
Ophthalmic Services										AS					AS								AS						
Rehabilitation Services	C	AS			AS C	AS	AS							AS	AS			AS		AS C			AS	AS					AS

39

TABLE 14 (Continued)

VOCATIONAL PROGRAMS

	Brevard	Broward	Central Florida	Chipola	Daytona Beach	Edison	Florida JC & Jax.	Florida Keys	Gulf Coast	Hillsborough	Indian River	Lake City	Lake-Sumter	Manatee	Miami-Dade	North Florida	Ocala-Walton	Palm Beach	Pasco-Hernando	Pensacola	Polk	St. Johns River	St. Petersburg	Santa Fe	Seminole	South Florida	Tallahassee	Valencia
Key: AS - Associate in Science Degree C - Certificate																												
Allied Health, Other									AS																			
Health Sciences, Administration																			AS				AS					
Nursing	AS	AS	AS	C	AS	AS	AS	AS	AS	AS		AS	AS	AS	AS			AS	AS	AS	AS		AS	AS	AS	AS	AS	AS
Food Sciences & Human Nutrition		AS																AS		AS								AS
Textiles & Clothing											C																	
Consumer & Homemaking	AS								AS		AS				AS		AS	AS										
Home Economics									C		C																	
Child Care & Guidance	AS				AS		AS		AS					AS	AS		AS	AS		AS			AS	AS				
Management & Services		C	C		C		C		C	C								C	C					C	C			
Clothing, Apparel, & Textiles															AS			AS		AS				AS	AS			
Mgmt., Production, & Services																								AS	AS			
Food Production & Management, & Services					AS		AS		C		AS	C	C		AS		AS	C	AS	C	C				AS	C		
Home Furnishings & Equipment Management, Production & Services																									C			
Institutional, Home Management & Supporting Services					AS																							
Law			AS		AS					AS				AS	AS			AS		AS				AS				AS
Technical & Business Writing	AS				C																							
Leisure & Recreational Activities		C				AS				AS					AS									AS	AS			
Biological Technologies																												
Nuclear Technologies			AS																									
Physical Science, Technologies																												
Criminal Justice	AS	AS	AS	AS	AS	AS	AS	AS	AS	AS	AS	AS	AS	AS	AS	C	AS	AS	AS	AS	AS	AS	AS	AS	AS	C	AS	AS
Fire Protection	C	C			C	C	C	C	C	C	C	C	C	C	C		C	C	C	C	C	C	C	C	C	C	C	C

40

TABLE 14 (Continued)

VOCATIONAL PROGRAMS

	Brevard	Broward	Central Florida	Chipola	Daytona Beach	Edison	Florida JC @ Jax.	Florida Keys	Gulf Coast	Hillsborough	Indian River	Lake City	Lake-Sumter	Manatee	Miami-Dade	North Florida	Ocala	Palm Beach	Pasco-Hernando	Pensacola	Polk	St. Johns River	St. Petersburg	Santa Fe	Seminole	South Florida	Tallahassee	Valencia
Public Administration																											AS C	
Social Work		AS			AS	AS C				AS			AS	AS						AS	AS	AS		AS				
Brickmasonry, Stonemasonry, & Tile Setting			C				C					C																
Carpentry	C		C				C					C													C	C		
Electrical & Power Transmission Installation	C		C				C																	C	C			
Miscellaneous Construction Trades										C	AS			AS C														
Plumbing, Pipefitting & Steamfitting			C				C					C																
Electrical & Electronics Equipment Repair	C			C	C		C			AS		AS C		AS						AS C				AS	C	C		
Heating, Air Conditioning & Refrigeration Mechanics	C						C				AS C														C			
Industrial Equipment Maintenance & Repair																					AS C							
Stationary Energy Sources																												C
Vehicle & Mobile Equipment Mechanics & Repairer	C	AS C	C	C	AS C		C		C	AS	AS C	C				C		AS	AS	AS C	AS C			C	C	C		
Drafting		C				AS					AS C	C																C
Graphic & Printing Communications		AS			AS C		AS C		AS			C	C	AS C		AS		AS	AS		AS C		AS		AS			
Leatherworking & Upholstery	C																											
Precision Metal Work	C		C	C	AS C		AS C				AS C	C								AS C	AS C			C	C			
Woodworking	C				AS C					AS																		
Air Transportation		AS C					AS		AS					AS	AS				AS					AS C				
Water Transportation	C							AS C	AS	C															C			

41

TABLE 14 (Continued)

VOCATIONAL PROGRAMS

Key: AS - Associate in Science Degree C - Certificate	Brevard	Broward	Central Florida	Chipola	Daytona Beach	Edison	Florida JC @ Jax.	Florida Keys	Gulf Coast	Hillsborough	Indian River	Lake City	Lake-Sumter	Manatee	Miami-Dade	North Florida	Okaloosa-Walton	Palm Beach	Pasco-Hernando	Pensacola	Polk	St. Johns River	St. Petersburg	Santa Fe	Seminole	South Florida	Tallahassee	Valencia
	Dance																						AS					
Design	AS																					AS						AS
Dramatic Arts																						AS						
Film Arts															AS													
Fine Arts															AS													
Graphic Arts Technology																												AS
Music																		AS				AS						

TABLE 15
SUMMARY OF SCHEDULED SALARY RANGES FOR
INSTRUCTIONAL PERSONNEL
1984-85

College	Maximum Years Credit for Exper.	Contract Length Days	Doctorate		Masters Degree Plus 30 Hrs.		Masters Degree		Bachelors Degree Or Less	
			Min.	Max.	Min.	Max.	Min.	Max.	Min.	Max.
Brevard	10	170	17100	30000	16000	29000	15500	28500	15000	28800
		200	19000	33300	17800	32200	17200	31700	16700	31100
		210	20000	34900	18700	33800	18100	33300	17500	32700
		229	21800	38200	20400	36900	19700	36300	19100	35600
Broward	(1)	196	20205	32925	18360	31025	16710	29325	15310	26885
Central Florida	15	168	17114	24200	15641	22561	14892	21474	13477	19481
		200	20374	28810	18620	26858	17728	25564	16044	23192
		220	22411	31691	20482	29544	19501	28120	17648	25511
Chipola	15	210	23540	28451	20374	26034	19628	24537	16805	21715
Daytona Beach	13	180	16272	35223	15032	33191	13887	30063	12829	28329
		210	18981	41090	17535	38720	16200	35071	14967	33048
		252	21692	46958	20040	44250	18514	40078	17104	37767
Edison	10	193	17822	(1)	15858	(1)	15103	(1)	14348	(1)
Fla. JC @ Jax.	(1)	170	20112	29943	18573	27652	17152	25536	15839	23582
		205	24252	36109	22397	33346	20683	30794	19100	28438
		220	26027	38750	24036	35785	22196	33047	20498	30518
Florida Keys	10	196	18000	31500			17000	30500	16000	28000
Gulf Coast(2)	20	180	18679	26918	18012	26418	17370	25066	16750	24190
Hillsborough	16	190	19000	32500	18000	30700	16000	29500	15000	27500
Indian River(2)	10	200	30480	36820	26940	33400	23520	29860	19980	28080
		220	33528	40502	29634	36740	25872	32846	21978	30888
		240	36576	44184	32328	40080	28224	35832	23976	33696
Lake City	25	196	21031	28751	18350	25878	17314	24772	15664	22275
		226	24250	33151	21158	29839	19648	28564	18062	25685
		235	25216	34472	22000	31027	20760	29702	18781	26708
		240	25752	35206	22469	31687	21202	30534	19181	27276
		245	26289	35939	22937	32347	21643	30966	19580	27844
Lake-Sumter	21	179	18970	26512	17745	25288	17245	25038	15521	19270
		198	21077	29425	19661	28009	19161	27759	17245	21377
		221	23185	32337	21577	30729	21077	30479	18969	23485
		242	25292	35249	23452	33450	22993	32950	20694	25592
Manatee	8	164	16000	30000	15000	29900	14000	28500	13500	26500
		196	17400	24000	17100	31600	16800	30500	-	-
		248	20300	39000	19950	38500	19600	38000	18900	26300
Miami-Dade(2)	(1)	196	27679	36459	22096	32411	20574	28431	16855	22786
		225	30378	40016	25064	35571	22580	31204	18500	25008
		243	32325	42580	26670	37850	24027	33204	19686	26611
North Florida	15	200	18500	26000	17200	24700	16400	23900	15300	22800
		220	20350	28600	18920	27170	18040	26290	16830	25080
		240	22200	31200	20640	29640	19680	28680	18360	27360
Okaloosa-Walton	25	173	19270	30424	18375	27199	17474	26256	16271	23792
		244	25051	39551	23887	35359	22716	34133	21152	30930
Palm Beach(2)	(1)	180	17477	28395	17141	27672	16676	26948	15393	26183
		196	19033	30918	18667	30132	18159	29345	16764	28510
Pasco-Hernando	19	154	16594	21984	15092	20646	13437	19289	13437	19289
		200	21550	28550	19600	26800	17450	25050	17450	25050
Pensacola(2)	23	196	17826	32000	16491	30664	15170	29343	13834	23494
Polk	(1)	196	20315	31601	18058	30472	15800	29908	13543	25394
		206	21352	33213	18979	32027	16606	31434	14202	26689
		228	23632	36760	21006	35447	18379	34791	15718	29540
St. Johns River	20	180	15475	22052	14753	20838	14393	20208	12351	17229
		200	17194	24502	16392	23153	15992	22453	13723	19143
		220	18913	26952	17991	25398	17591	24698	15095	21057
St. Petersburg	1	164	17841	26877	16810	25325	15910	23967	12882	21347
		196	20989	31620	19777	29794	18717	28197	15155	25114
		249	23718	35770	22347	33704	21148	31896	17124	28410
Santa Fe	(1)	192	17500	29500	16500	28500	15500	27500	14000	26000
		252	20500	32500	19500	31500	18500	30500	17000	29000
Seminole	25	200	20700	33900	19000	32200	17800	31000	14900	28100
		252	24840	40680	22800	38640	21360	37200	17880	33720
South Florida	18	200	19176	29044	19026	29455	18176	28044	18176	28044
Tallahassee	12	180	19105	30187			17965	28384	17394	27483
Valencia	16	159	16403	(1)	15226	(1)	14134	(1)	12362	(1)
		195	19899	31088	18462	29730	17137	28010	14989	26001
		234	23867	37301	22152	35675	20562	33612	17985	31200

(1) No Maximum reported

(2) Colleges with Professorial Rank: Bachelors should be Instructor; Masters should be Assistant Professor; Masters +30 should be Associate Professor; Doctorate should be Professor.

BEST COPY AVAILABLE

CCMIS 541
4/11/86
2:44 PM

TABLE 16A

FLORIDA
COMMUNITY
COLLEGES

AVERAGE SALARY BY CONTRACT LENGTH
FULL-TIME INSTRUCTIONAL PERSONNEL
FALL 1984

COLLEGE	LESS THAN 9 MONTHS (LESS THAN 180 DAYS)			9-9.5 MO. CONTRACT (180-190 DAYS)			10-10.5 MO. CONTRACT (191-210 DAYS)			11-11.5 MO. CONTRACT (211-230 DAYS)			12 MONTH CONTRACT (MORE THAN 230 DAYS)		
	LENGTH	NO.	AVERAGE SALARY	LENGTH	NO.	AVERAGE SALARY	LENGTH	NO.	AVERAGE SALARY	LENGTH	NO.	AVERAGE SALARY	LENGTH	NO.	AVERAGE SALARY
BCC	170	46	21,058	190	13	20,500	209	150	25,166	229	10	25,650			
BRO							196	272	25,822						
CFCC	168	9	19,585				200	58	24,639	220	20	23,723			
CJC							210	49	24,261						
DBCC							210	139	23,906				252	12	21,677
ECC							193	81	20,050	228	2	27,277			
FJC	170	18	23,747				205	330	28,360						
FKCC							196	28	22,208						
GCCC				180	65	24,290									
HCC				190	168	26,128									
IRCC							200	97	28,014	220	4	28,633	240	1	33,336
LCCC	166	1	17,618				196	32	24,491	226	11	26,984	240	8	27,663
LSCC							198	23	25,008				231	1	29,213
MJC	164	102	20,124				196	2	14,950				248	6	17,529
MDCC				186	30	26,896	205	596	30,061	223	3	29,500			
NFJC							200	27	23,070	220	2	22,055			
OWJC	173	63	23,465										244	2	28,690
PBJC	166	5	21,558	180	48	23,777	196	121	25,086						
PHCC	154	8	16,467				200	34	21,130						
PJC							196	243	24,083	226	1	19,290			
PCC							198	100	23,074	228	6	24,375			
SJRCC				180	6	19,560	200	39	20,999						
SPJC	165	54	20,341				196	229	26,173				249	9	24,971
SFCC	160	3	18,229				192	203	24,514				252	13	25,483
SEM							200	89	26,834				252	27	29,887
SFJC							200	31	27,177						
TCC				180	73	26,172				224	1	22,706			
VCC	159	16	14,554				195	142	26,354				237	2	27,500
TOT. AND AVGS	167	325	\$20,758	185	403	\$25,337	200	3115	\$26,216	224	60	\$25,295	249	81	\$26,229

SOURCE: SA-1 (84-85)

BEST COPY AVAILABLE

78

79

TABLE 16B

FLORIDA
COMMUNITY
COLLEGES

AVERAGE SALARY BY CONTRACT LENGTH
FULL-TIME INSTRUCTIONAL DEPARTMENT ADMINISTRATORS
FALL 1984

CCMIS 542
4/11/86
2:44 PM

COLLEGE	LESS THAN 9 MONTHS (LESS THAN 180 DAYS)			9-9.5 MO. CONTRACT (180-190 DAYS)			10-10.5 MO. CONTRACT (191-210 DAYS)			11-11.5 MO. CONTRACT (211-230 DAYS)			12 MONTH CONTRACT (MORE THAN 230 DAYS)			
	LENGTH	NO.	AVERAGE SALARY	LENGTH	NO.	AVERAGE SALARY	LENGTH	NO.	AVERAGE SALARY	LENGTH	NO.	AVERAGE SALARY	LENGTH	NO.	AVERAGE SALARY	
BCC																
BRD							206	39	29,590		227	10	32,500	252	7	33,477
CFCC	168	1	21,345				200	7	26,397		220	1	27,992	249	16	35,300
CJC														252	8	28,819
DBCC							210	24	29,198					252	32	35,430
ECC							193	4	23,815					243	11	30,160
FJC														250	7	34,450
FKCC														260	5	23,570
GCCC														250	8	32,167
HCC																
IRCC							200	7	38,914		220	3	36,882			
LCCC											226	15	30,234	239	5	30,420
LSCC											221	2	31,664			
MJC							196	12	26,977					248	1	37,817
MDCC				186	1	27,499	205	149	31,603		223	2	29,689			
NFJC											220	1	29,458			
DWJC	173	7	27,959													
PBJC				180	2	29,102	210	16	34,491					249	1	40,815
PHCC														261	3	26,500
PJC							196	24	30,468		226	2	29,157			
PCC											228	1	32,846			
SJRCC														251	3	27,699
SPJC														249	23	31,003
SFCC														252	11	28,110
SEM																
SFJC																
TCC				180	6	27,404					224	1	26,304	252	1	35,897
VCC														234	14	40,168
TOT. AND AVGS	172	8	\$27,132	181	9	\$27,792	204	282	\$30,932		225	38	\$31,246	249	156	\$32,855

SOURCE: SA-1 (84-85)

TABLE 16C

FLORIDA
COMMUNITY
COLLEGES

AVERAGE SALARY BY CONTRACT LENGTH
FULL-TIME EXECUTIVE, ADMINISTRATIVE AND MANAGERIAL PERSONNEL
FALL 1984

CCMIS 543
4/11/86
2:44 PM

COLLEGE	LESS THAN 9 MONTHS (LESS THAN 180 DAYS)		9-9.5 MO. CONTRACT (180-190 DAYS)		10-10.5 MO. CONTRACT (191-210 DAYS)		11-11.5 MO. CONTRACT (211-230 DAYS)		'2 MONTH CONTRACT (MORE THAN 230 DAYS)						
	LENGTH	NO.	AVERAGE SALARY	LENGTH	NO.	AVERAGE SALARY	LENGTH	NO.	AVERAGE SALARY	LENGTH	NO.	AVERAGE SALARY			
BCC							227	8	37,613	252	18	41,400			
BRO										249	40	39,995			
CFCC										248	17	35,048			
CJC										252	7	36,498			
DBCC										252	22	38,452			
ECC										243	20	31,415			
FJC										250	78	38,470			
FKCC										260	7	37,922			
GCCC										250	8	40,824			
HCC										260	39	35,688			
IRCC										261	10	47,100			
LCCC							230	1	16,780	259	17	32,333			
LSCC										242	8	36,907			
MJC										248	24	35,614			
MDCC										244	67	43,950			
NFJC										240	7	33,314			
OWJC										244	21	34,923			
PBJC				180	1	24,512				249	31	40,714			
PHCC										261	26	28,229			
PJC										261	30	39,110			
PCC										245	23	35,780			
SJRCC										251	15	32,078			
SPJC										249	42	38,244			
SFCC										252	38	34,053			
SEM										252	29	42,329			
SFJC										252	9	40,143			
TCC										252	16	39,752			
VCC										234	25	42,697			
TOT. AND AVGS			\$	180	1	\$24,512			\$	227	12	\$35,407	250	694	\$38,045

SOURCE: SA-1 (84-85)

BEST COPY AVAILABLE

TABLE 16D

AVERAGE SALARY BY CONTRACT LENGTH
 FULL-TIME NON-INSTRUCTIONAL PROFESSIONAL PERSONNEL
 FALL 1984

CCMIS 544
 4/11/86
 2:44 PM

FLORIDA
 COMMUNITY
 COLLEGES

COLLEGE	LESS THAN 9 MONTHS (LESS THAN 180 DAYS)			9-9.5 MO. CONTRACT (180-190 DAYS)			10-10.5 MO. CONTRACT (191-210 DAYS)			11-11.5 MO. CONTRACT (211-230 DAYS)			12 MONTH CONTRACT (MORE THAN 230 DAYS)					
	LENGTH	NO.	AVERAGE SALARY	LENGTH	NO.	AVERAGE SALARY	LENGTH	NO.	AVERAGE SALARY	LENGTH	NO.	AVERAGE SALARY	LENGTH	NO.	AVERAGE SALARY			
BCC							200	5	29,380									
BRO							196	16	24,306			225	20	27,215	252	1	40,700	
CFCC												220	9	27,101	249	29	26,587	
CJC							210	12	18,828						248	10	20,874	
DBCC															252	10	16,588	
ECC															252	9	26,435	
FJC	170	1	23,349				193	6	21,891			228	6	23,514				
FKCC							205	1	21,309			220	36	31,116	250	57	25,782	
GCCC							196	1	23,636						260	14	22,985	
HCC				190	17	25,745						230	5	24,447	250	15	30,222	
IRCC												220	11	26,157	260	30	19,944	
LCCC							200	4	30,147			220	11	26,157	261	5	37,680	
LSCC							196	2	25,217			226	2	30,529				
MJC							198	3	23,450			221	3	31,090				
MDCC															248	16	22,578	
NFJC							186	1	32,068	205	60	28,529			244	140	28,995	
OWJC												220	1	20,240	240	3	22,260	
PBJC															244	13	26,719	
PHCC				180	1	15,794				196	3	29,961			249	49	25,130	
PJC															261	13	22,944	
PCC												196	21	22,985	261	57	22,198	
SJRCC												196	4	20,407				
SPJC	165	3	23,714									200	3	27,059	228	6	28,845	
SFCC															220	2	22,009	
SEM															251	1	22,420	
SFJC							200	2	20,750						249	37	23,589	
TCC															252	43	22,795	
VCC															252	31	30,323	
TOT.															252	3	22,844	
AND AVGS	166	4	\$23,622	189	19	\$25,554	201	143	\$25,503	223	104	\$28,058	234	57	26,709	234	57	27,841
															249	660	\$25,773	

47

SOURCE: SA-1 (84-85)

FLORIDA
COMMUNITY
COLLEGES

TABLE 17
SALARIES FOR SELECTED POSITIONS
1984 - 1985

CCMIS 547
4/11/86
2:45 PM

COLLEGE	PRESIDENT	EXECUTIVE VICE PRESIDENT	VICE PRESIDENT	CHIEF ACADEMIC OFFICER	CHIEF BUSINESS OFFICER	CHIEF STUDENT AFFAIRS OFFICER	CHIEF LIBRARIAN /LEARNING RESOURCES	CHIEF STUDENTS RECORDS (REGISTRAR)	DIRECTOR OF ADMISSIONS
BREVARD	\$ 62,400	\$	\$ 44,800	\$ 52,500	\$ 52,100	\$ 41,200	\$ 35,000	\$	\$
BRDWARD	81,149	60,250	46,050	48,100	48,950	49,600	40,000	36,450	
CENTRAL FLORIDA	59,812			41,125	41,125	41,125	34,272		34,272
CHIPOLA	50,490			40,000	40,000	31,000	31,500		
DAYTONA BEACH	74,644		55,650	56,000	56,498	45,935	44,234	40,545	31,800
EDISON	65,000	55,907		43,552	41,891	43,349	35,084		26,820
FLA JC AT JAX	75,473	65,008	54,348	46,812	48,231	39,528	39,137	41,544	27,627
FLORIDA KEYS	60,717		40,000		40,009	36,481	24,034	31,814	
GULF COAST	59,900	44,360		42,221	38,603	37,463	36,174	35,074	29,766
HILLSBOROUGH	63,500		41,838	47,900	46,900	40,150			27,993
INDIAN RIVER	67,900	55,500			47,800	47,800	34,800	39,600	
LAKE CITY	52,000	47,465		43,284	33,488	32,489		33,862	26,915
LAKE-SUMTER	58,830			40,949	26,468	34,949			31,781
MANATEE	58,600		46,584	38,000	43,584	40,045	30,000	39,696	
MIAMI-DADE	84,413		57,593	44,595	59,030	45,140	37,241	33,867	
NORTH FLORIDA	48,000			37,800	30,510	29,665	29,541		
OKALOUSA-WALTON	62,250		39,950	45,000	39,425	42,000	30,121	36,773	27,353
PALM BEACH	69,276		44,937	49,998	52,498	47,617	44,165	44,165	
PASCO-HERNANDD	61,250		42,500	38,666	40,000		26,683	27,275	
PENSACOLA	70,200		46,610	49,686	49,000	46,125	39,350	37,520	
POLK	57,470	46,297		41,077	39,000	41,536	33,969		33,576
ST. JOHNS RIVER	58,500	43,000	37,000	35,000	36,700	33,000	26,000	28,400	26,800
ST. PETERSBURG	70,305		48,250	48,250	48,250		38,080	33,368	
SANTA FE	65,622	8,500		38,700	31,000	37,000	30,200	35,400	
SEMINOLE	67,500			50,640	48,528	49,584	45,360	38,616	
SOUTH FLORIDA	55,000			50,245	37,375	35,443	27,463	39,476	
TALLAHASSEE	58,250			41,716	39,226	42,941	37,622	40,011	
VALENCIA	65,240	56,281	45,956		51,186	35,965	44,973	40,303	

SOURCE SA-2

BEST COPY AVAILABLE

TABLE 18
FRINGE BENEFITS FOR FULL-TIME FACULTY 1984-85
9-10 MONTH CONTRACTS

College	Retirement Plan		Medical/Dental Plan		Guaranteed Disability		Tuition Plan		Social Security Taxes		Unemployment Compensation Taxes		Life Insurance		Workman's Compensation		Total	
	Expend.	No.	Expend.	No.	Expend.	No.	Expend.	No.	Expend.	No.	Expend.	No.	Expend.	No.	Expend.	No.	Expend.	No.
Brevard	542,510	210	205,842	210					333,290	197	25,579	210	16,627	210	24,556	210	1,148,321	210
Broward	924,399	293	429,410	293	33,273	293			519,290	283	12,000	293	36,285	293	22,000	293	1,976,657	293
Central Florida	239,665	92	85,192	92			7,297	25	141,358	92	5,030	92	7,544	92	5,030	92	491,113	92
Chipola	127,507	49	39,220	49					74,841	44			928	48			235,151	49
Daytona Beach	414,080	154	116,215	154	17,357	154			258,383	144	6,372	154	47,821	154			860,228	154
Edison	183,416	77	62,472	77			1,187	14	105,957	76	5,199	77	4,574	77	7,700	77	370,505	91
Fla. JC @ Jax.	1,289,806	368	397,440	368	38,990	368			737,634	368			53,112	368	27,398	368	2,544,380	368
Florida Keys	75,712	31	20,832	31					43,300	31	1,368	31	2,526	31	1,855	31	145,593	31
Gulf Coast	191,652	65	43,079	65					109,478	65					12,687	65	356,892	65
Hillsborough	604,686	184	71,618	184			29,376	184	320,599	184			16,679	184			1,042,958	184
Indian River	347,545	101	112,182	101	13,401	101			190,241	101			13,629	101			676,998	101
Lake City	82,724	32	27,525	32	4,990	32	832	6	43,848	32	5,786	32	2,304	32	465	32	168,474	32
Lake-Sumter	110,828	39	22,946	39			918	8	69,458	39			1,769	39			205,919	39
Manatee	290,192	114	79,800	114					165,960	114			27,312	114			563,264	114
Miami-Dade	100,288	31	47,805	31					53,794	30	367	31	3,264	27	3,004	31	208,522	31
North Florida	73,517	26	30,338	26	4,136	25	1,520	18	41,113	24	929	26	3,230	26	929	26	155,712	26
Okaloosa-Walton	185,236	70							99,218	60			45,685	70			330,139	70
Palm Beach	532,268	183	137,579	183			2,429	37	319,776	183	22,841	183	24,595	183	14,769	183	1,054,257	183
Pasco-Hernando	19,156	10	5,152	10					11,087	10	2,270	10	122	10	950	10	36,467	10
Pensacola	764,125	267	274,038	267					412,989	240			18,988	267			1,470,140	267
Polk	267,718	100	67,836	100			8,260	25	146,595	93			12,517	100	9,561	100	512,487	100
St. Johns River	104,875	45	41,121	45					59,978	45					4,905	45	210,879	45
St. Petersburg	855,505	283	213,609	283			8,912	283	481,765	275	35,460	283	34,898	283	36,356	283	1,666,505	283
Santa Fe	648,843	208	163,259	208			1,785	33	373,410	208	6,935	208	19,800	208	23,653	208	1,237,685	208
Seminole	263,090	89	80,100	89					150,460	89			9,542	89	14,614	89	517,806	89
South Florida	105,350	32	33,776	32					60,729	32			5,379	32	3,890	32	209,124	32
Tallahassee	254,166	81	61,994	81			4,763	36	144,239	81	57,450	81	17,798	81	11,589	81	511,999	81
Valencia	486,557	158	169,850	158			15,000	158	278,260	158			31,600	158	39,751	158	1,021,018	158
TOTALS	10,085,416	3,392	3,040,230	3,322	112,147	973	82,276	827	5,746,977	3,298	187,586	1,711	458,528	3,277	265,658	2,414	19,929,193	3,406

TABLE 18 (Continued)

FRINGE BENEFITS FOR FULL-TIME FACULTY 1984-85
11-12 MONTH CONTRACTS

College	Retirement Plan		Medical/Dental Plan		Guaranteed Disability		Tuition Plan		Social Security Taxes		Unemployment Compensation Taxes		Life Insurance		Workman's Compensation		Total	
	Expend.	No.	Expend.	No.	Expend.	No.	Expend.	No.	Expend.	No.	Expend.	No.	Expend.	No.	Expend.	No.	Expend.	No.
Brevard	28,035	10	9,802	10					17,955	10	1,283	10	835	10	1,231	10	59,141	10
Broward																		
Central Florida	3,813	1	926	1					2,249	1	80	1	82	1	80	1	7,230	1
Chipola	23,734	7	3,268	7					12,722	7			142	7			39,866	7
Daytona Beach	100,823	31	23,394	31	3,494	31			59,962	30	1,282	31	9,626	31			198,581	31
Edison	6,497	2	1,623	2					3,819	2	135	2	119	2	273	2	12,466	2
Fia. JC @ Jax.	52,319	18	19,440	18	1,582	18			29,921	18			2,158	18	1,112	18	106,532	18
Florida Keys	3,550	1	672	1					2,030	1	44	1	118	1	104	1	6,518	1
Gulf Coast	31,498	8	3,535	8					18,014	8					2,081	8	55,131	8
Hillsborough	8,913	3	2,949	3					5,797	3			354	3			18,013	3
Indian River	4,080	1	1,111	1	157	1			2,234	1			161	1			7,743	1
Lake City	113,848	38	32,686	38	7,021	38	1,127	8	58,721	38	8,141	38	2,736	38	600	38	224,880	38
Lake-Sumter																		
Manatee	17,502	7	4,900	7					10,009	7			1,647	7			34,058	7
Miami-Dade	2,479,208	695	1,042,338	692					1,276,418	643	8,230	695	76,420	543	76,071	695	4,958,685	695
North Florida	5,810	2	2,274	2	323	2	114	1	3,347	2	71	2	242	2	71	2	12,252	2
Okaloosa-Walton	6,907	2							4,070	2			567	2			11,544	2
Palm Beach																		
Pasco-Hernando	84,694	34	23,353	34					49,212	33	7,730	34	551	34	4,382	34	162,192	34
Pensacola	9,498	3	3,079	3					5,432	3			222	3			18,231	3
Polk	15,969	6	4,070	6			912	3	8,035	5			791	6	611	6	30,388	6
St. Johns River	10,171	3	2,741	3					5,817	3					327	3	19,056	3
St. Petersburg	27,508	9	6,794	9			284	9	15,732	9	1,124	9	1,107	9	1,151	9	53,700	9
Santa Fe	75,773	24	18,838	24			60	1	47,105	24	875	24	2,496	24	2,923	24	148,070	24
Seminole	98,769	27	24,300	27					56,486	27			3,579	27	5,486	27	188,620	27
South Florida	2,481	1	1,056	1					2,490	1			205	1	160	1	6,392	1
Tallahassee	4,414	1	765	1					2,542	1	974	1	257	1	283	1	9,235	1
Valencia	6,732	2	2,150	2					3,850	2			400	2	500	2	13,632	2
TOTALS	3,222,546	936	1,236,664	31	12,577	90	2,497	22	1,703,969	881	29,969	848	104,815	773	97,449	882	6,402,156	936

BEST COPY AVAILABLE

FLORIDA
COMMUNITY
COLLEGES

TABLE 19
COLLEGE EMPLOYEES - SYSTEM TOTAL
(HEADCOUNT BY SEX AND RACE)
FALL 1985

CCMIS 526
04/11/86
02:46 PM

	M A L E				F E M A L E				TOTAL	BLACK		HISP.		OTH. MIN		FEMALE	
	WHITE	BLACK	HISP.	OTHER MINORITY	WHITE	BLACK	HISP.	OTHER MINORITY		NO.	PCT.	NO.	PCT.	NO.	PCT.	NO.	PCT.
EXEC., ADMIN., MGR:																	
FULL TIME TOTAL	500	55	11	2	166	31	11	3	779	86	11.0	22	2.8	5	0.6	211	27.1
PART TIME TOTAL	20	2	0	0	6	2	1	0	31	4	12.9	1	3.2	0	0.0	9	29.0
T O T A L	520	57	11	2	172	33	12	3	810	90	11.1	23	2.8	5	0.6	220	27.2
INSTRUCTIONAL:																	
9-10 MOS.	1480	94	23	21	1092	164	15	13	2,902	258	8.9	38	1.3	34	1.2	284	44.2
11-12 MOS.	803	65	63	5	492	95	54	6	1,583	160	10.1	117	7.4	11	0.7	647	40.9
FULL TIME TOTAL	2283	159	86	26	1584	259	69	19	4,485	418	9.3	155	3.5	45	1.0	931	43.1
PART TIME TOTAL	4160	284	234	59	3586	424	176	35	8,958	708	7.9	410	4.6	94	1.0	221	47.1
T O T A L	6443	443	320	85	5170	683	245	54	13,443	1126	8.4	565	4.2	139	1.0	152	45.8
PROFESSIONAL:																	
FULL TIME TOTAL	381	49	17	3	369	79	32	7	937	128	12.7	49	5.2	10	1.1	487	52.0
PART TIME TOTAL	23	4	2	0	68	8	1	1	107	12	11.2	3	2.8	1	0.9	78	72.9
T O T A L	404	53	19	3	437	87	33	8	1,044	140	13.4	52	5.0	11	1.1	565	54.1
SECRETARIAL-CLERICAL:																	
FULL TIME TOTAL	117	48	26	3	2086	478	180	26	2,964	526	17.7	206	7.0	29	1.0	770	93.5
PART TIME TOTAL	196	72	118	7	731	190	173	10	1,497	262	17.5	291	19.4	17	1.1	104	73.7
T O T A L	313	120	144	10	2817	668	353	36	4,461	788	17.7	497	11.1	46	1.0	874	86.8
TECH.-PARAPROFES:																	
FULL TIME TOTAL	384	67	45	5	476	107	60	6	1,150	174	15.1	105	9.1	11	1.0	649	56.4
PART TIME TOTAL	116	22	11	3	203	37	22	2	416	59	14.2	33	7.9	5	1.2	264	63.5
T O T A L	500	89	56	8	679	144	82	8	1,566	233	14.9	138	8.8	16	1.0	913	58.3
SKILLED-CRAFT.:																	
FULL TIME TOTAL	289	47	34	0	19	4	1	0	394	51	12.9	35	8.9	0	0.0	24	6.1
PART TIME TOTAL	13	4	0	0	1	0	0	0	18	4	22.2	0	0.0	0	0.0	1	5.6
T O T A L	302	51	34	0	20	4	1	0	412	55	13.3	35	8.5	0	0.0	25	6.1
SERVICE-MAINTENANCE:																	
FULL TIME TOTAL	457	468	53	11	97	259	8	1	1,354	727	53.7	61	4.5	12	0.9	365	27.0
PART TIME TOTAL	85	213	35	1	40	88	13	0	475	301	63.4	48	10.1	1	0.2	141	29.7
T O T A L	542	681	88	12	137	347	21	1	1,829	1028	56.2	109	6.0	13	0.7	506	27.7
ALL EMPLOYEES:																	
FULL TIME TOTAL	4411	893	272	50	4797	1217	361	62	12,063	2110	17.5	633	5.2	112	0.9	437	53.4
PART TIME TOTAL	4613	601	400	70	4635	749	386	48	11,502	1350	11.7	786	6.8	118	1.0	818	50.6
OTHER TOTAL	21	0	1	0	17	0	2	0	41	0	0.0	3	7.3	0	0.0	19	46.3
T O T A L	9045	1494	673	120	9449	1966	749	110	23,606	3460	14.7	1422	6.0	230	1.0	1274	52.0

SOURCE: EE0685

BEST COPY AVAILABLE

TABLE 20A

FLORIDA
COMMUNITY
COLLEGES

STATEMENT OF BEGINNING BALANCE, REVENUES, AND OTHER RECEIPTS FOR THE GENERAL CURRENT FUND

CCMIS 444
06/17/86
12:21 PM

1984-85

REVENUE BY SOURCE

COLLEGE	STATE		LOCAL		FEDERAL GOVT.	TOTAL REVENUES	NON-REVENUE RECEIPTS(3)	BEGINNING FUND BALANCE	TOTAL RECEIPTS REVENUES + BALANCES
	CCPF	OTHER(1)	STUDENT FEES	OTHER(2)					
BREVARD	17,516,997	385,077	4,477,735	1,221,429	53,249	23,654,487	14,714	1,450,520	25,115,721
BROWARD	21,241,955	1,207,591	9,223,830	1,764,571	19,203	33,457,150	168,273	2,034,525	35,659,948
CENTRAL FLORIDA	6,262,202	233,755	1,351,712	477,855	23,590	8,349,114	73,552	608,735	9,031,401
CHIPOLA	3,232,695	123,725	624,495	130,839	20,000	4,131,754	5,788	180,729	4,318,271
DAYTONA BEACH	14,961,188	606,057	3,793,666	590,700	25,991	19,977,602	28,611	1,855,746	21,861,959
EDISON	5,688,152	170,948	2,198,379	618,575	1,146	8,677,200	(10,573)	711,944	9,378,571
FLA JC AT JAX	32,433,211	2,609,904	5,858,404	1,670,117	183,873	42,755,514	211,077	6,958,378	49,924,969
FLORIDA KEYS	2,692,371	171,653	617,163	195,932	17,428	3,694,547	49,771	66,211	3,810,529
GULF COAST	5,115,777	348,691	1,604,578	276,998	13,312	7,359,356	1,956	1,446,169	8,807,481
HILLSBOROUGH	14,230,329	992,581	4,988,866	490,272	27,402	20,729,450	24,754	1,613,133	22,367,337
INDIAN RIVER	10,237,617	129,461	2,892,197	310,284	10,671	13,580,230	386,387	1,433,938	15,400,555
LAKE CITY	5,155,206	613,893	1,156,417	363,227	7,281	7,296,024	21,863	1,017,465	8,335,352
LAKE-SUMTER	2,852,753	378,471	630,893	93,379	14,318	3,969,814	7,777	511,964	4,489,555
MANATEE	6,785,836	327,497	2,697,916	225,194	23,651	10,060,094	189,119	945,154	11,194,367
MIAMI-DADE	59,503,452	2,059,986	23,531,039	1,563,458	286,037	87,004,032	1,095,787	3,922,906	92,022,725
NORTH FLORIDA	2,234,010	87,295	358,462	78,511		2,758,278	4,000	227,697	2,989,975
OKALOOSA-WALTON	5,133,867	395,869	1,355,504	140,273	1,497	7,027,010	51,761	844,255	7,923,026
PALM BEACH	12,784,750	263,159	5,014,011	667,658	4,020	18,733,598	403,861	2,376,522	21,513,981
PASCO-HERNANDO	3,738,545	253,072	1,096,840	95,140		5,183,597	(82)	581,001	5,764,516
PENSACOLA	18,872,744	792,636	3,961,233	716,196	8,595	24,351,406	25,062	2,377,950	26,754,418
POLK	5,900,255	220,099	1,976,266	378,893	4,216	8,479,729	(17,676)	752,434	9,214,487
ST. JOHNS RIVER	2,529,356	314,831	548,771	101,694	1,307	3,495,959	13,518	130,872	3,640,349
ST. PETERSBURG	19,039,657	1,071,953	7,761,279	609,237	47,235	28,529,361	396,355	1,981,432	30,907,148
SANTA FE	13,387,756	669,719	4,175,443	321,847	176,408	18,731,173	(6,993)	783,062	19,507,242
SEMINOLE	10,492,459	566,954	2,468,223	373,060	1,290	13,921,986	5,924	1,451,637	15,379,547
SOUTH FLORIDA	3,108,039	191,659	618,242	104,945	73,689	4,096,574	24,644	777,666	4,898,884
TALLAHASSEE	5,665,707	361,971	2,072,913	244,677	6,572	8,351,840	27,433	1,114,202	9,493,475
VALENCIA	13,621,176	890,303	5,190,181	356,362	87,946	20,145,968	124,104	1,041,909	21,311,981
SYSTEM TOTAL	324,418,062	16,438,312	102,304,718	14,181,323	1,159,932	458,502,847	3,320,767	39,198,156	501,021,770
PERCENTAGES	70.8	3.6	22.3	3.1	0.3	100.0			

(1) INCLUDES: STATE VOC. ED. IMPROVEMENT FUND, CO+DS ADMINISTRATIVE CHARGES WITHHELD BY STATE
 (2) INCLUDES: RENTS, SERVICES, INTEREST AND GAIN OR LOSS ON INVESTMENTS
 (3) INCLUDES: INTERFUND TRANSFERS, PRIOR YEAR ADJUSTMENTS AND PROCEEDS FROM SALE OF FIXED ASSETS

SOURCE: AFR84, AFR85

BEST COPY AVAILABLE

TABLE 20B

FLORIDA
COMMUNITY
COLLEGES

STATEMENT OF BEGINNING BALANCE, REVENUES, AND OTHER RECEIPTS FOR THE RESTRICTED CURRENT FUND

CCMIS 445
06/17/86
08:19 AM

1984-85

COLLEGE	STATE GRANTS AND CONTRACTS(1)	STUDENT FEES	FEDERAL GOVT.	LOCAL GOVT.	OTHER LOCAL(2)	TOTAL REVENUES	NON-REVENUE RECEIPTS(3)	BEGINNING FUND BALANCE	TOTAL RECEIPTS REVENUES + BALANCES
BREVARD	182,683		1,373,598		196,172	1,752,453	48,210	201,828	2,002,491
BROWARD	608,068		325,889	35,111	313,495	1,282,563	90,640	1,003	1,374,206
CENTRAL FLORIDA	329,662		291,725		11,474	632,861	15,067	91,344	739,272
CHIPOLA	173,460		395,502		291	569,253	23,967	50,102	643,322
DAYTONA BEACH	400,682		1,102,816	32,383	17,274	1,553,155	148,726	114,364	1,816,245
EDISON	81,452		209,362	6,690	121,361	418,865	88,684	111,899	619,448
FLA JC AT JAX	675,685	14,491	1,506,969	43,632	65,414	2,306,191	156,439	106,893	2,569,523
FLORIDA KEYS	34,031		342,400		1	376,432	9,225	32,234	417,891
GULF COAST	383,891		938,671		8,669	1,331,231	51,830		1,383,061
HILLSBOROUGH	182,328		486,460	12,549	13,287	694,624	15,969	99,363	809,956
INDIAN RIVER	374,433		1,141,266	41,744	32,280	1,589,732	71,585		1,661,317
LAKE CITY	105,634		404,199		13,396	523,229	62,533	108,983	694,745
LAKE-SUMTER	42,142		195,312		47,540	284,994	8,020	3,823	296,837
MANATEE	229,337	77,775	740,598		56,342	1,104,052	(8,812)	119,315	1,214,555
MIAMI-DADE	760,034		4,310,100	93,897	495,092	5,659,123	147,177	(1)	5,806,299
NORTH FLORIDA	82,699		119,076		50,000	251,775	36,245	13,632	301,652
OKALOOSA-WALTON	85,996		191,568		(3,778)	273,786	5,204	21,352	300,342
PALM BEACH	247,290		309,753		29,270	586,313	18,581		604,894
PASCO-HERNANDO	31,064		172,414	39,394	56,707	299,579	7,251	(1,609)	305,221
PENSACOLA	1,142,221	222,031	1,756,063		94,041	3,214,356	37,881	904,784	4,157,021
POLK	109,540	11,456	64,308		82,556	267,860	25,257	13,208	306,325
ST. JOHNS RIVER			75,585			75,585	4,834	5,477	85,896
ST. PETERSBURG	185,361		489,957		40,636	715,954	52,298	191,184	959,436
SANTA FE	46,424		971,881		12,534	1,031,239	82,101	(1)	1,113,339
SEMINOLE	154,788		836,855	23,888	19,992	1,035,523	34,138	260,203	1,329,864
SOUTH FLORIDA	2,920	31,272	317,129		1,351	352,672	(40,655)	128,672	440,689
TALLAHASSEE	71,074		117,335		10,084	198,493	9,759	31,406	239,658
VALENCIA	765,339	16,514	1,327,059		132,110	2,241,022	164,418	94,544	2,499,984
SYSTEM TOTAL	7,488,238	373,539	20,513,850	329,288	1,918,000	30,622,915	1,366,572	2,704,002	34,693,489
PERCENTAGES	24.5	1.2	67.0	1.1	6.3	100.0			

(1) INCLUDES: STATE VOC. ED. IMPROVEMENT FUND, CO+OS ADMINISTRATIVE CHARGES WITHHELD BY STATE
(2) INCLUDES: RENTS, SERVICES, INTEREST AND GAIN OR LOSS ON INVESTMENTS
(3) INCLUDES: INTERFUND TRANSFERS, PRIOR YEAR ADJUSTMENTS AND PROCEEDS FROM SALE OF FIXED ASSETS

SOURCE: AFR84, AFR85

TABLE 21

FLORIDA
COMMUNITY
COLLEGES

STATEMENT OF EDUCATIONAL AND GENERAL EXPENDITURES
GENERAL CURRENT FUND: 1984-85

CCMIS 442
06/17/86
08:16 AM

	INSTRUCTION	RE- SEARCH	PUBLIC SERVICE	ACAOEMIC SUPPORT	STUOENT SERVICES	INSTITUTI. SUPPORT	PLANT OPER. AND MAINTENANCE	STUOENT AIO	OTHER	TOTAL E - G EXPENSES	ENOING FUND BALANCES	TOTAL EXPENSES + BALANCES
BREVARD												
1)	10,325,461			1,452,054	1,419,001	2,218,300	1,655,871	220,560		17,291,247		
2)	1,140,245			439,064	182,312	1,276,715	2,286,135	40,769	258,862	5,624,102		
3)	462,274			411,169	37,149	302,932	76,256			1,289,780		
4)	11,927,980			2,302,287	1,638,462	3,797,947	4,018,262	261,329	258,862	24,205,129	914,553	25,119,722
BROWARD												
1)	13,650,490		327,642	2,813,305	2,771,654	4,048,070	2,100,579	109,044		25,820,784		
2)	1,012,929		421,973	370,776	388,325	2,695,630	2,104,818	59,098	140,370	7,193,919		
3)	194,448		5,937	162,688	41,898	118,796	92,506			616,273		
4)	14,857,867		755,552	3,346,769	3,201,877	6,862,496	4,297,903	168,142	140,370	33,630,976	2,028,972	35,659,948
CENTRAL FLORIDA												
1)	3,552,395			752,598	817,804	868,145	483,561	54,361		6,528,864		
2)	3,325,318			145,407	106,506	411,855	424,176	22,194		1,413,391		
3)	48,318			81,036	19,702	33,917	16,770			199,743		
4)	3,903,966			979,041	944,012	1,313,917	924,507	76,555		8,141,998	889,402	9,031,400
CHIPOLA												
1)	2,003,560			223,558	190,779	430,299	221,409			3,069,605		
2)	108,929			86,610	113,453	327,615	272,239	836	48,763	958,445		
3)	30,804			28,669	5,494	10,118	13,120			88,205		
4)	2,143,293			338,837	309,726	768,032	506,768	836	48,763	4,116,255	202,017	4,318,272
DAYTONA BEACH												
1)	8,898,457			1,095,679	1,536,065	2,407,245	1,774,035	3,235		15,714,716		
2)	801,458		6,545	542,266	173,534	984,570	1,445,426	229,063		4,182,862		
3)	321,547			184,988	43,837	67,890	44,436			662,698		
4)	10,021,462		6,545	1,822,933	1,753,436	3,459,705	3,263,897	232,298		20,560,276	1,301,683	21,861,959
EDISON												
1)	3,657,791			725,835	773,676	991,953	471,282	9,626		6,630,163		
2)	251,348			168,716	170,207	522,078	567,534	379,533		2,059,416		
3)	52,277			44,000	1,435	66,350	2,710			166,772		
4)	3,961,416			938,551	945,318	1,580,381	1,041,526	389,159		8,856,351	522,220	9,378,571
FLA JC AT JAX												
1)	18,122,666		2,517	4,577,760	4,051,522	5,120,360	3,045,261	226,172		35,146,258		
2)	833,820		1,305	627,572	638,002	2,336,597	2,342,814	55,255	166,290	7,001,655		
3)	1,090,124			176,027		311,947				1,578,098		
4)	20,046,610		3,822	5,381,359	4,689,524	7,768,904	5,388,075	281,427	166,290	43,726,011	6,198,958	49,924,969

NOTE : 1) SALARIES 2) CURRENT EXPENSE 3) CAPITAL OUTLAY 4) TOTAL



BEST COPY AVAILABLE

TABLE 21 (CONTINUED)

FLORIDA
COMMUNITY
COLLEGES

STATEMENT OF EDUCATIONAL AND GENERAL EXPENDITURES
GENERAL CURRENT FUND: 1984-85

CCMIS 442
06/17/86
08:16 AM

	INSTRUCTION	RE- SEARCH	PUBLIC SERVICE	ACADEMIC SUPPORT	STUDENT SERVICES	INSTITUTI. SUPPORT	PLANT OPER. AND MAINTENANCE	STUDENT AID	OTHER	TOTAL E - G EXPENSES	ENDING FUND BALANCES	TOTAL EXPENSES + BALANCES
FLORIDA KEYS												
1)	1,365,832			294,939	317,471	481,270	199,572			2,679,084		
2)	136,838			193,747	40,851	231,809	283,415	330	13,523	900,513		
3)	30,530			11,212	12,765	4,133	9,220			67,860		
4)	1,553,200			499,898	371,087	717,212	492,207	330	13,523	3,647,457	163,072	3,810,529
GULF COAST												
1)	3,144,590		34,120	576,238	444,957	630,777	449,295	111,643		5,391,620		
2)	288,657		24,372	110,189	117,598	253,593	438,130	28,495	620,903	1,881,937		
3)	58,469		81,043	63,796	40,783	46,351	23,605			314,047		
4)	3,491,716		139,535	750,223	603,338	930,721	911,030	140,138	620,903	7,587,604	1,219,877	8,807,481
HILLSBOROUGH												
1)	8,240,409		64,631	2,479,370	1,774,912	2,062,755	1,331,493			15,953,570		
2)	294,871		9,996	632,723	206,197	2,133,087	1,084,508	75,698	58,083	4,495,163		
3)	286,499		6,425	282,987	43,177	289,262	24,698			933,048		
4)	8,821,779		81,052	3,395,080	2,024,286	4,485,104	2,440,699	75,698	58,083	21,381,781	985,557	22,367,338
INDIAN RIVER												
1)	5,729,780		102,952	1,034,099	1,084,504	1,304,792	627,542	496		9,884,165		
2)	911,037			80,742	280,957	607,523	1,139,479	630	71,565	3,091,933		
3)	533,818			44,295	22,726	231,435	13,816			846,090		
4)	7,174,635		102,952	1,159,136	1,388,187	2,143,750	1,780,837	1,126	71,565	13,822,188	1,578,367	15,400,555
LAKE CITY												
1)	2,835,059			410,670	358,329	1,363,339	389,058	10,393		5,366,848		
2)	396,244		714	139,534	106,665	471,730	477,149	112,825	71,087	1,775,948		
3)	131,202			107,955	16,084	49,838	27,934			333,013		
4)	3,362,505		714	658,159	481,078	1,884,907	894,141	123,218	71,087	7,475,809	859,543	8,335,352
LAKE-SUMTER												
1)	1,653,731		47,259	302,745	336,252	570,651	191,640	9,130		3,111,408		
2)	94,795		33,709	60,013	76,524	220,257	195,435	9,177	9,904	699,814		
3)	67,555			75,959	5,452	92,347	1,223			242,536		
4)	1,816,081		80,968	438,717	418,228	883,255	388,298	18,307	9,904	4,053,758	435,799	4,489,557
MANATEE												
1)	4,740,007			758,518	693,501	1,285,946	717,189			8,195,161		
2)	261,856			129,049	130,874	393,609	853,384	21,491	7,610	1,797,873		
3)	32,007			127,994	1,714	152,745	40,098			354,558		
4)	5,033,870			1,015,561	826,089	1,832,300	1,610,671	21,491	7,610	10,347,592	846,775	11,194,367

NOTE : 1) SALARIES 2) CURRENT EXPENSE 3) CAPITAL OUTLAY 4) TOTAL



TABLE 21 (CONTINUED)

FLORIDA
COMMUNITY
COLLEGES

STATEMENT OF EDUCATIONAL AND GENERAL EXPENDITURES
GENERAL CURRENT FUND: 1984-85

CC/IS 442
06/17/86
08:16 AM

	INSTRUCTION	RE- SEARCH	PUBLIC SERVICE	ACADEMIC SUPPORT	STUDENT SERVICES	INSTITUTI. SUPPORT	PLANT OPER. AND MAINTENANCE	STUDENT AID	OTHER	TOTAL E - G EXPENSES	ENDING FUND BALANCES	TOTAL EXPENSES + BALANCES
MIAMI-DADE												
1)	41,118,856		211,665	6,140,375	7,163,409	10,125,553	6,674,234			71,434,092		
2)	1,974,189		134,361	986,477	1,008,415	5,494,960	5,543,941	217,372		15,359,715		
3)	533,028		22,275	538,319	196,067	598,482	92,161			1,980,332		
4)	43,626,073		368,301	7,665,171	8,367,891	16,218,995	12,310,336	217,372		88,774,139	3,248,586	92,022,725
NORTH FLORIDA												
1)	985,605			435,926	143,010	269,858	177,846	8,538		2,020,783		
2)	123,941		3,479	57,282	103,592	121,765	208,616	48,782		667,457		
3)	13,251			13,264	596	24,581	12,136			63,828		
4)	1,122,797		3,479	506,472	247,198	416,204	398,598	57,320		2,752,068	237,907	2,989,975
OKALOOSA-WALTON												
1)	3,096,805		37,508	484,777	537,264	804,989	570,896		47,147	5,579,386		
2)	199,270		12,223	55,583	78,849	315,418	374,363	2,164	95,567	1,133,437		
3)	15,976			122,034	2,926	9,694	6,341		12	156,983		
4)	3,312,051		49,731	662,394	619,039	1,130,101	951,600	2,164	142,726	6,869,806	1,053,220	7,923,026
PALM BEACH												
1)	8,398,191			1,913,000	1,502,460	2,513,834	1,564,307			16,391,792		
2)	393,935			295,707	263,958	812,667	1,197,165	48,724	22,647	3,034,803		
3)	17,962			41,624		13,281	10,640			83,507		
4)	9,310,088			2,250,331	1,766,418	3,339,782	2,772,112	48,724	22,647	19,510,102	2,003,879	21,513,981
PASCO-HERNANDO												
1)	1,806,744			380,244	453,068	1,044,278	252,231	13,332		3,949,897		
2)	139,198			82,064	35,926	364,129	424,717	12,083	60,435	1,118,552		
3)	55,679			76,580	5,316	61,214	3,954			202,743		
4)	2,001,621			538,888	494,310	1,469,621	680,902	25,415	60,435	5,271,192	493,324	5,764,516
PENSACOLA												
1)	11,127,760			1,992,165	1,528,458	2,533,227	1,573,838			18,755,448		
2)	521,613			570,092	135,141	1,383,569	1,366,773	10,141	226,192	4,213,521		
3)	142,082			210,439	41,318	55,292	104,232			553,363		
4)	11,791,455			2,772,696	1,704,917	3,972,088	3,044,843	10,141	226,192	23,522,332	3,232,086	26,754,418
POLK												
1)	3,872,240		57,275	609,347	732,660	890,964	468,464	46,108	-31,940	6,645,118		
2)	267,464		14,427	94,497	151,372	316,884	453,800	6,502	100,646	1,405,592		
3)	14,485		688	64,553	1,597	4,858	5,615			91,796		
4)	4,154,189		72,390	768,397	885,629	1,212,706	927,879	52,610	68,706	8,142,536	1,071,983	9,214,489

NOTE : 1) SALARIES 2) CURRENT EXPENSE 3) CAPITAL OUTLAY 4) TOTAL

BEST COPY AVAILABLE

TABLE 21 (CONTINUED)

FLORIDA
COMMUNITY
COLLEGESSTATEMENT OF EDUCATIONAL AND GENERAL EXPENDITURES
GENERAL CURRENT FUND: 1984-85CCMIS 442
06/17/86
08:16 AM

	INSTRUCTION	RE- SEARCH	PUBLIC SERVICE	ACADEMIC SUPPORT	STUDENT SERVICES	INSTITUTI. SUPPORT	PLANT OPER. AND MAINTENANCE	STUDENT AID	OTHER	TOTAL E - G EXPENSES	ENDING FUND BALANCES	TOTAL EXPENSES + BALANCES
ST. JOHNS RIVER												
1)	1,389,790			316,648	295,583	513,392	142,878	28,863		2,687,154		
2)	99,770			45,728	82,899	133,042	363,365			724,804		
3)	19,006			32,617	130	4,148	130			56,031		
4)	1,508,566			394,993	378,612	650,582	506,273	28,863		3,467,989	172,360	3,640,349
ST. PETERSBURG												
1)	14,009,103		34,258	1,637,718	2,202,183	3,844,985	1,465,550			23,193,797		
2)	686,462		6,934	352,475	183,525	1,433,631	1,260,403	11,429	137,261	4,072,120		
3)	258,235			300,778	12,664	382,434	29,794			983,905		
4)	14,953,800		41,192	2,290,971	2,398,372	5,661,050	2,755,747	11,429	137,261	28,219,822	2,657,326	30,907,148
SANTA FE												
1)	9,120,450			822,930	1,640,163	2,835,174	1,230,719			15,649,436		
2)	498,310		2,355	225,821	219,299	807,478	919,665	119,915		2,792,844		
3)	49,037			113,496	28,744	120,706	38,860			350,843		
4)	9,667,797		2,355	1,162,247	1,888,206	3,763,358	2,189,245	119,915		18,793,123	714,118	19,507,241
SEMINOLE												
1)	7,224,821		4,916	1,047,670	1,157,172	1,145,966	800,759	7,830		11,389,134		
2)	1,454,779		24,413	308,552	278,982	333,965	259,043	20,014	34,073	2,713,821		
3)	33,017			180,660	10,884	175,542	8,994			409,097		
4)	8,712,617		29,329	1,536,882	1,447,038	1,655,473	1,068,796	27,844	34,073	14,512,052	867,495	15,379,547
SOUTH FLORIDA												
1)	1,798,239		2,410	109,608	279,869	577,266	239,333		73,206	3,079,981		
2)	120,756		4,724	77,633	79,895	262,377	303,918		12,656	862,559		
3)	84,213		1,795	77,046	10,503	162,855	52,850			389,262		
4)	2,003,258		8,929	264,287	370,267	1,003,098	596,101		85,862	4,331,802	567,083	4,898,885
TALLAHASSEE												
1)	4,103,891			466,810	634,373	738,024	450,245	57,389	45,163	6,495,901		
2)	216,645			155,274	134,443	319,367	426,787		9,749	1,262,265		
3)	30,250			106,776	15,297	135,902	15,543			303,768		
4)	4,350,786			728,866	784,113	1,193,293	892,575	57,389	54,912	8,061,934	1,431,541	9,493,475
VALENCIA												
1)	7,654,055			2,214,123	1,724,659	2,455,101	1,567,059	323	322,781	15,938,104		
2)	427,928			426,323	196,124	1,352,923	1,338,546	12,460	164,418	3,918,722		
3)	26,381			212,989	13,477	56,227	2,980			312,054		
4)	8,108,364			2,853,435	1,934,260	3,864,251	2,908,585	12,783	487,199	20,168,877	1,143,102	21,311,979

NOTE : 1) SALARIES 2) CURRENT EXPENSE 3) CAPITAL OUTLAY 4) TOTAL

105

TABLE 21 (CONTINUED)

FLORIDA
COMMUNITY
COLLEGES

STATEMENT OF EDUCATIONAL AND GENERAL EXPENDITURES
GENERAL CURRENT FUND: 1984-85

CCMIS 442
06/17/86
08:16 AM

	INSTRUCTION	RE- SEARCH	PUBLIC SERVICE	ACADEMIC SUPPORT	STUDENT SERVICES	INSTITUTI. SUPPORT	PLANT OPER. AND MAINTENANCE	STUDENT AID	OTHER	TOTAL E - G EXPENSES	ENDING FUND BALANCES	TOTAL EXPENSES + BALANCES
STATEWIDE TOTALS			\$	\$	\$	\$	\$	\$	\$	\$	\$	\$
1) 204,146,828			927,153	36,068,715	36,564,758	54,076,513	30,836,146	917,043	456,357	363,993,513		
2) 13,960,540			701,530	7,459,916	5,684,425	26,319,443	28,355,745	1,544,980	2,330,604	86,357,183		
3) 4,632,474			118,163	3,893,950	631,735	3,583,277	770,622		12	13,630,233		
4) 222,739,842			1,746,846	47,422,581	42,380,918	83,979,233	59,962,513	2,462,023	2,786,973	463,980,929	37,040,845	501,021,774
PERCENT OF FUNCTION TOTAL												
1)	91.7	100.0	53.1	76.1	85.3	64.4	51.4	37.2	16.4	78.5		
2)	6.3	100.0	40.2	15.7	13.3	31.3	47.3	62.8	83.6	18.6		
3)	2.1	100.0	6.8	8.2	1.5	4.3	1.3	0.0	0.0	2.9		
4)	100.0	300.0	100.0	100.0	100.0	100.0	100.0	100.0	100.0	100.0		
PERCENT OF TOTAL E AND G												
1)	56.1	0.0	0.3	9.9	10.0	14.9	8.5	0.3	0.1	100.0		
2)	16.2	0.0	0.8	8.6	6.6	30.5	32.8	1.8	2.7	100.0		
3)	34.0	0.0	0.9	28.6	4.6	26.3	5.7	0.0	0.0	100.0		
4)	48.0	0.0	0.4	10.2	2.2	18.1	12.9	0.5	0.6	100.0		

NOTE : 1) SALARIES 2) CURRENT EXPENSE 3) CAPITAL OUTLAY 4) TOTAL

SOURCE: AFR85

106

107

BEST COPY AVAILABLE

TABLE 22

FLORIDA
COMMUNITY
COLLEGES

STATEMENT OF EDUCATIONAL AND GENERAL EXPENDITURES
RESTRICTED CURRENT FUND: 1984-85

CCMIS 443
06/17/86
08:18 AM

	INSTRUCTION	RE- SEARCH	PUBLIC SERVICE	ACADEMIC SUPPDRT	STUDENT SERVICES	INSTITUTI. SUPPDRT	PLANT OPER. AND MAINTENANCE	STUDENT AID	OTHER	TOTAL E - G EXPENSES	ENDING FUND BALANCES	TOTAL EXPENSES + BALANCES
BREVARD												
1)	319,354			98,873	341,937	134,011		165,025		1,059,200		
2)	96,798			85,353	39,868	46,592		18,572		287,183		
3)	459,830			21,238	9,791	9,255				500,114		
4)	875,982			205,464	391,596	189,858		183,597		1,846,497	155,994	2,002,491
BROWARD												
1)	26,467		61,870		159,209	787		160,663		408,996		
2)	174,051		31,764	3,215	181,613			226,022		616,665		
3)	265,799		1,562	4,978	6,626			67,440		346,405		
4)	466,317		95,196	8,193	347,448	787		454,125		1,372,066	2,140	1,374,206
CENTRAL FLORIDA												
1)	173,260			21,935	106,727			62,366		364,288		
2)	96,579			12,097	2,683					111,359		
3)	18,765			22,581	2,231	8,237				51,814		
4)	288,604			56,613	111,641	8,237		62,366		527,461	211,810	739,271
CHIPOLA												
1)	92,365			17,415	169,419			74,030		353,229		
2)	28,568		6,868	7,668	92,435	1,715		1,947	6,720	145,921		
3)	73,588			13,179	6,506	795				94,068		
4)	194,521		6,868	38,262	268,360	2,510		75,977	6,720	593,218	50,101	643,319
DAYTONA BEACH												
1)	478,628		46,905		243,417			268,277		1,037,227		
2)	205,772		15,000		35,053	434		434		256,693		
3)	191,711				108,306					300,017		
4)	876,111		61,905		386,776	434		268,711		1,593,937	222,308	1,816,245
EDISON												
1)	273,577			54,343	13,691	782		29,839		372,232		
2)	50,597			31,024	1,392			9,322	11,000	103,335		
3)	79,706			2,593	1,385					83,684		
4)	403,880			87,960	16,468	782		39,161	11,000	559,251	60,197	619,448
FLA JC AT JAX												
1)	158,522			20,727	633,042	35,281		592,505		1,440,077		
2)	259,830			15,738	196,234	1,060		14,040		486,902		
3)	518,867			2,599	24,224	634				546,324		
4)	937,219			39,064	853,500	36,975		606,545		2,473,303	96,220	2,569,523

59

NOTE : 1) SALARIES 2) CURRENT EXPENSE 3) CAPITAL OUTLAY 4) TDOTAL

BEST COPY AVAILABLE 109



TABLE 22 (CONTINUED)

FLORIDA
COMMUNITY
COLLEGES

STATEMENT OF EDUCATIONAL AND GENERAL EXPENDITURES
RESTRICTED CURRENT FUND: 1984-85

CCMIS 443
06/17/86
08:18 AM

	INSTRUCTION	RE- SEARCH	PUBLIC SERVICE	ACADEMIC SUPPORT	STUDENT SERVICES	INSTITUTI. SUPPORT	PLANT OPER. AND MAINTENANCE	STUDENT AID	OTHER	TOTAL E - G EXPENSES	ENDING FUND BALANCES	TOTAL EXPENSES + BALANCES
FLORIDA KEYS	\$	\$	\$	\$	\$	\$	\$	\$	\$	\$	\$	\$
1)	194,381			7,579	1,329	11,426	2,078			216,793		
2)	65,397				2,601			21,972		89,970		
3)	51,116			942	1,622					53,680		
4)	310,894			8,521	5,552	11,426	2,078	21,972		360,443	57,448	417,891
GULF COAST												
1)	96,951		111,391	430,387	107,745	103,175		51,570		901,219		
2)	64,282		46,609	111,367	36,025	6,883		8,451		273,617		
3)	95,648		48,372	54,770	9,064	371				208,225		
4)	256,881		206,372	596,524	152,834	110,429		60,021		1,383,061		1,383,061
HILLSBOROUGH												
1)	29,086			82,111	130,896	1,280	2,419			245,792		
2)	38,550		6,911	984	103,299		17,505			167,249		
3)	237,422			3,365	9,887					250,674		
4)	305,058		6,911	86,460	244,082	1,280	19,924			663,715	146,241	809,956
INDIAN RIVER												
1)	188,929		46,527		523,605			182,204		941,265		
2)	52,890		116,548	3,948	135,297			8,665		317,348		
3)	147,485		16,510	77,490	7,159	7,714				256,358		
4)	389,304		179,585	81,438	666,061	7,714		190,869		1,514,971	146,346	1,661,317
LAKE CITY												
1)	134,710		3,465	2,137	15,172		696	72,493		228,673		
2)	83,951		1,562	2,465	2,085	599	1,225	6,788	2,400	101,075		
3)	167,638			51,695	2,363		35,106			256,802		
4)	386,299		5,027	56,297	19,620	599	37,027	79,281	2,400	586,550	108,195	694,745
LAKE-SUMTER												
1)	29,693		27,372	346	45,697			56,784		159,892		
2)	16,430		14,238	47	10,546					41,261		
3)	65,704			8,850	6,432					80,986		
4)	111,827		41,610	9,243	62,675			56,784		282,139	14,698	296,837
MANATEE												
1)	205,487	57,566		28,135	221,851	4,860		5,911		523,810		
2)	99,168	14,131		12,163	48,942	21,187		1,696		197,287		
3)	479,001	2,010		15,527	2,120					498,658		
4)	783,656	73,707		55,825	272,913	26,047		7,607		1,219,755	-5,200	1,214,555

NOTE : 1) SALARIES 2) CURRENT EXPENSE 3) CAPITAL OUTLAY 4) TOTAL

BEST COPY AVAILABLE

TABLE 22 (CONTINUED)

FLORIDA
COMMUNITY
COLLEGES

STATEMENT OF EDUCATIONAL AND GENERAL EXPENDITURES
RESTRICTED CURRENT FUND: 1984-85

CCMIS 443
06/17/86
08:18 AM

	INSTRUCTION	RE-SEARCH	PUBLIC SERVICE	ACADEMIC SUPPORT	STUDENT SERVICES	INSTITUTI. SUPPORT	PLANT OPER. AND MAINTENANCE	STUDENT AID	OTHER	TOTAL E - G EXPENSES	ENDING FUND BALANCES	TOTAL EXPENSES + BALANCES
MIAMI-DADE												
1)	1,112,251	31,143	44,724	430,805	2,124,726	61,392				3,805,041		
2)	490,493	14,143	92,939	328,511	525,389	16,603				1,470,078		
3)	442,572			88,608						531,180		
4)	2,045,316	45,286	137,663	847,924	2,650,115	79,995				5,806,299		5,806,299
NORTH FLORIDA												
1)	17,153			40,050	598			26,188		83,989		
2)	25,671			21,016				1,121		47,808		
3)	94,642			4,934		15,080		1,250		115,906		
4)	137,466			66,000	598	15,080		28,559		247,703	53,949	301,652
OKALOOSA-WALTON												
1)	110,859	1		4,621	38,386					153,867		
2)	34,788			1,154	4,860	971				41,773		
3)	60,851			2,010	35,990	199				99,050		
4)	206,498	1		7,785	79,236	1,170				294,690	5,652	300,342
PALM BEACH												
1)	247,388			21,673	78,345	18,937	450			366,793		
2)	57,636				18,961	2,660			8,295	87,552		
3)	144,323			225	4,729	1,272				150,549		
4)	449,347			21,898	102,035	22,869	450		8,295	604,894		604,694
PASCO-HERNANDO												
1)	62,399			26,881	34,228			52,174		175,682		
2)	52,942			5,728	14,931	300		2,828		76,729		
3)	30,067			24,359	6,015					60,441		
4)	145,408			56,968	55,174	300		55,002		312,852	-7,630	305,222
PENSACOLA												
1)	240,566			445,647	226,373	44,411				956,997		
2)	104,128			309,176	136,935					560,597		
3)	152,546			1,460,749	2,766	59,734				1,675,795		
4)	497,240			2,215,572	366,074	114,503				3,193,389	963,632	4,157,021
POLK												
1)	105,631			825	4,740			28,350		139,546		
2)	38,831			1,036	1,876			19,312		61,055		
3)	83,374			40,006						123,380		
4)	227,836			41,867	6,616			47,662		322,981	-17,656	306,325

NOTE : 1) SALARIES 2) CURRENT EXPENSE 3) CAPITAL OUTLAY 4) TOTAL



TABLE 22 (CONTINUED)

FLORIDA
COMMUNITY
COLLEGESSTATEMENT OF EDUCATIONAL AND GENERAL EXPENDITURES
RESTRICTED CURRENT FUND: 1984-85CCMIS 443
06/17/86
08:18 AM

	INSTRUCTION	RE- SEARCH	PUBLIC SERVICE	ACADEMIC SUPPORT	STUDENT SERVICES	INSTITUTI. SUPPORT	PLANT OPER. AND MAINTENANCE	STUDENT AID	OTHER	TOTAL E - G EXPENSES	ENDING FUND BALANCES	TOTAL EXPENSES + BALANCES
ST. JOHNS RIVER	\$	\$	\$	\$	\$	\$	\$	\$	\$	\$	\$	\$
1)								26,135		26,135		
2)				6,256	2,584		2,100	1,307		12,247		
3)	31,952			6,598						38,550		
4)	31,952			12,854	2,584		2,100	27,442		76,932	8,964	85,896
ST. PETERSBURG												
1)	148,244		17,785	60,305	117,404	40,659	3,015			387,411		
2)	23,931		3,027	26,153	73,183			18,580	111,673	256,547		
3)	107,895			28,790	7,116					143,801		
4)	280,070		20,812	115,248	197,703	40,658	3,015	18,580	111,673	787,759	171,677	959,436
SANTA FE												
1)	257,162		29,671		506,620					793,453		
2)	70,548		1,225	4,894	13,569	810				91,046		
3)	194,436		183		3,754	30,472				228,845		
4)	522,146		31,079	4,894	523,943	31,282				1,113,344		1,113,344
SEMINOLE												
1)	338,328			144,145	224,626	3,447				710,546		
2)	138,765			51,264	10,112	21,051	49,565		787	271,544		
3)	68,894			152,116		6,078	40			227,128		
4)	545,987			347,525	234,738	30,576	49,605		787	1,209,218	120,646	1,329,864
SOUTH FLORIDA												
1)	47,808				53,908			10,992		112,708		
2)	39,399				8,625	1,995		114,221		164,240		
3)	76,811				601					77,412		
4)	164,018				63,134	1,995		125,213		354,360	86,329	440,689
TALLAHASSEE												
1)	19,796				15,099			48,884		83,779		
2)	68,813									68,813		
3)	58,224			557						58,781		
4)	146,833			557	15,099			48,884		211,373	28,286	239,659
VALENCIA												
1)	636,592			181,285	250,580	15,096		331,524		1,415,077		
2)	150,601		9,667	58,765	32,451			2,731		254,215		
3)	527,561			133,909	69,509					730,979		
4)	1,314,754		9,667	373,959	352,540	15,096		334,255		2,400,271	99,713	2,499,984

NOTE : 1) SALARIES 2) CURRENT EXPENSE 3) CAPITAL OUTLAY 4) TOTAL

BEST COPY AVAILABLE

TABLE 22 (CONTINUED)

FLORIDA
COMMUNITY
COLLEGES

STATEMENT OF EDUCATIONAL AND GENERAL EXPENDITURES
RESTRICTED CURRENT FUND: 1984-85

CCMIS 443
06/17/86
08:18 AM

	INSTRUCTION	RE- SEARCH	PUBLIC SERVICE	ACADEMIC SUPPORT	STUDENT SERVICES	INSTITUTI. SUPPORT	PLANT OPER. AND MAINTENANCE	STUDENT AID	OTHER	TOTAL E - G EXPENSES	ENDING FUND BALANCES	TOTAL EXPENSES + BALANCES
STATEWIDE TOTALS			\$	\$	\$	\$	\$	\$	\$	\$	\$	\$
1)	5,745,587	88,710	389,710	2,120,225	6,389,370	475,543	8,658	2,245,914		17,463,717		
2)	2,629,409	28,274	346,358	1,100,022	1,731,549	135,218	70,395	478,009	140,075	6,660,109		
3)	4,926,428	2,010	66,627	2,222,668	328,196	139,841	35,146	68,690		7,789,606		
4)	13,301,424	118,994	802,695	5,442,915	8,449,115	750,602	114,199	2,792,613	140,875	31,913,432	2,780,060	34,693,492
PERCENT OF FUNCTION	TOTAL											
1)	43.2	74.5	48.6	39.0	75.6	63.4	7.6	80.4	0.0	54.7		
2)	19.8	23.8	43.1	20.2	20.5	18.0	61.6	17.1	100.0	20.9		
3)	37.0	1.7	8.3	40.8	3.9	18.6	30.8	2.5	0.0	24.4		
4)	100.0	100.0	100.0	100.0	100.0	100.0	100.0	100.0	100.0	100.0		
PERCENT OF TOTAL E AND G												
1)	32.9	0.5	2.2	12.1	36.6	2.7	0.0	12.9	0.0	100.0		
2)	39.5	0.4	5.2	16.5	26.0	2.0	1.1	7.2	2.1	100.0		
3)	63.2	0.0	0.9	28.5	4.2	1.8	0.5	0.9	0.0	100.0		
4)	41.7	0.4	2.5	17.1	26.5	2.4	0.4	8.8	0.4	100.0		

NOTE : 1) SALARIES 2) CURRENT EXPENSE 3) CAPITAL OUTLAY 4) TOTAL

SOURCE: AFR85

TABLE 23

FLORIDA
COMMUNITY
COLLEGES

ANNUAL FINANCIAL REPORT FOR 1984-85
UNEXPENDED PLANT FUND ADDITIONS

CCMIS 409
4/11/86
2:53 PM

64

COLLEGE	LOANS PECO	PECO	-STATE- CO + OS	SBE BONDS	SPECIAL APPROP.	LOCAL	FEDERAL	TOTAL ADDITIONS	BEGINNING BALANCE	TOTAL ADDITIONS BALANCES
BREVARD		96,807	101,379			307,868		506,054	1,043,943	1,549,997
BROWARD		-1,240,113	111,731	177,524	3,650	44,416		-902,792	2,710,552	1,807,760
CENTRAL FLORIDA		9,843	38,050					121,646	791,887	913,533
CHIPOLA		658,872	16,702					675,574	1,857,876	2,533,450
DAYTONA BEACH	57,097	1,101,966	103,873			214,577		1,477,513	1,988,343	3,465,856
EDISON		5,026,042	61,690	13,963		15,268		5,116,963	700,053	5,817,016
FLA JC AT JAX		10,950	196,381			284,985		492,316	8,507,000	8,999,316
FLORIDA KEYS		16,565	14,042			163,705		194,312	62	194,374
GULF COAST		1,235,541	38,764			562,790		1,837,095	463,028	2,300,123
HILLSBOROUGH		3,882,086	121,620			6,856		4,010,562	5,053,336	9,063,898
INDIAN RIVER		46,615	73,613			40,722		160,950	344,868	505,818
LAKE CITY		267,496	54,254					321,760	124,331	446,091
LAKE-SUMTER		2,704,075	26,596			248		2,730,919	210,208	2,941,127
MANATEE		160,312	60,780					221,092	3,516,606	3,737,698
MIAMI-DADE		570	369,061	5,955		1,799,912		2,596,575	3,324,729	5,921,304
NORTH FLORIDA		25,466	21,017					46,483	90,554	137,037
OKALOOSA-WALTON		1,078	57,438			700		59,216	1,190,621	1,249,837
PALM BEACH			43,296	29,833	85,077	909,608		1,067,814	15,398,126	16,465,940
PASCO-HERNANDO			25,671			56,779		156,870	145,722	302,592
PENSACOLA		3,163,852	129,962	3,244				3,297,058	1,596,314	4,893,372
POLK		5,306,579	38,876			47,833		5,393,288	967,047	16,360,335
ST. JOHNS RIVER		5,500	11,892					17,392	11,871	29,263
ST. PETERSBURG		232,379	167,306	15,236		251,603		666,524	1,921,535	2,588,059
SANTA FE		39,483	73,310			34,304		147,097	508,032	655,129
SEMINOLE		256,893	140,850	80,112		2,611		480,466	887,654	1,368,120
SOUTH FLORIDA			30,925			115,227		146,152	1,735,163	1,881,315
TALLAHASSEE		31,572	76,801	138,315		14,739		261,427	518,170	779,597
VALENCIA			115,724	32,015		5,248		168,421	510,408	678,829
SYSTEM TOTAL	57,097	23,040,429	2,321,614	496,197	88,727	4,879,999		31,468,747	56,118,039	87,586,786

NOTE: ADDITION ERRORS (IF ANY) DUE TO ROUNDING

SOURCE: AFR85

TABLE 24
ANNUAL FINANCIAL REPORT FOR 1984-85
UNEXPENDED PLANT FUND EXPENDITURES

COLLEGE	BUILDING + FIXED EQUIP.	LAND	EQUIPMENT	OTHER STRUCT. + IMPROVMENTS	TOTAL EXPENDITURES	ENDING BALANCE	TOTAL EXPEND. + END. BAL.
BREVARD	1,010,384		7,678	291,250	1,309,312	240,685	1,549,997
BROWARD	383,255		93,515	156,290	633,060	1,174,700	1,807,760
CENTRAL FLORIDA	68,761		2,394	82,982	154,137	759,396	913,533
CHIPOLA	1,444,759		11,284	5,840	1,461,883	1,071,567	2,533,450
DAYTONA BEACH	487,846	22,635	4,361	1,073,764	1,588,606	1,877,250	3,465,856
EDISON	3,462,288			738,329	4,200,617	1,616,399	5,817,016
FLA JC AT JAX	4,354,028		445,379	321,144	5,120,551	3,878,765	8,999,316
FLORIDA KEYS	1,363		4,042		5,405	188,969	194,374
GULF COAST	1,078,597		65,804	40,755	1,185,156	1,114,967	2,300,123
HILLSBOROUGH	3,943,725			164,107	4,107,832	4,956,066	9,063,898
INDIAN RIVER	136,718		11,925	77,938	226,581	279,237	505,818
LAKE CITY	340,267			9,518	349,785	96,306	446,091
LAKE-SUMTER	128,609			44,043	172,652	2,768,475	2,941,127
MANATEE	3,100,398	10	263,080	185,089	3,548,577	189,120	3,737,697
MIAMI-DADE	1,468,883		633,310	1,873,898	3,976,091	1,945,213	5,921,304
NORTH FLORIDA	40,137		17,860	44,385	102,382	34,655	137,037
OKALOOSA-WALTON	28,299		212	55,849	84,360	1,165,477	1,249,837
PALM BEACH	6,666,410		1,173,445	121,173	7,961,028	8,504,912	16,465,940
PASCO-HERNANDO		37,959	35,469	20,900	94,327	208,265	302,592
PENSACOLA	1,021,667		26,411	449,982	1,498,060	3,395,312	4,893,372
PDLK	127,845		12,390	114,505	254,740	6,105,595	6,360,335
ST. JOHNS RIVER	4,137				4,137	25,126	29,263
ST. PETERSBURG	166,952	755	56,798	1,049,322	1,273,827	1,314,232	2,588,059
SANTA FE	258,396		53,358	107,189	419,143	235,986	655,129
SEMINOLE	129,077			48,779	177,856	1,190,264	1,368,120
SOUTH FLORIDA	34,976			233,119	268,095	1,613,220	1,881,315
TALLAHASSEE	234,389		760	32,444	267,593	512,004	779,597
VALENCIA				102,703	102,703	576,126	678,829
SYSTEM TOTAL	30,122,166	61,358	2,919,675	7,445,297	40,548,496	47,038,289	87,586,785

NOTE: ADDITIONAL ERRORS (IF ANY) DUE TO ROUNDING

SOURCE: AFR85

TABLE 25
FULL CDST SUMMARY REPDRT
(CDST PER FTE)
1984 - 1985

COLLEGE	ADVANCED AND PROFESSIONAL	VOCATIONAL	DEVELOPMENTAL	COMMUNITY INSTRUCTIONAL SERVICE	TOTAL
BREVARD	3,441.20	3,411.39	3,253.50	2,725.50	3,384.91
BRDWARD	3,307.20	3,846.51	2,543.70	3,296.10	3,479.84
CENTRAL FLDRIDA	4,003.20	3,879.45	5,404.50	3,502.80	3,939.31
CHIPDLA	4,796.80	4,238.68	4,389.60	3,332.70	4,524.40
DAYDNA BEACH	3,521.60	3,515.71	1,998.30	2,231.10	3,048.66
EDISON	3,213.20	3,325.55	4,189.80	4,482.00	3,312.18
FLA JC AT JAX	4,179.20	4,112.39	2,484.90	2,865.60	3,610.07
FLDRIDA KEYS	4,988.00	5,320.86	5,034.60	5,471.40	5,158.29
GULF COAST	3,392.00	4,512.81	8,049.30	6,755.10	3,917.73
HILLSBORDUGH	3,488.80	3,762.11	3,205.50	2,689.20	3,554.28
INDIAN RIVER	3,248.40	3,049.47	2,107.80	2,830.50	2,929.15
LAKE CITY	3,778.40	3,182.00	2,276.40	2,085.90	3,172.69
LAKE-SUMTER	4,556.80	4,812.59	3,860.40	3,320.70	4,473.27
MANATEE	3,285.20	4,074.85	2,231.10	3,493.50	3,470.73
MIAMI-DADE	3,743.20	4,251.39	2,949.00	2,840.10	3,800.23
NORTH FLORIDA	4,436.80	4,056.48	2,874.90	4,277.10	3,990.52
OKALDOOSA-WALTON	3,277.20	3,537.22	2,302.50	2,813.10	3,170.67
PALM BEACH	3,575.60	3,865.27	3,477.00	2,275.80	3,641.99
PASCO-HERNANDD	3,361.60	3,613.01	4,838.70	2,496.30	3,528.76
PENSACGLA	3,993.20	3,977.35	2,377.20	2,418.60	3,486.20
POLK	3,412.00	3,612.81	2,297.10	3,618.90	3,470.66
ST. JOHNS RIVER	5,028.00	4,718.79	5,568.60	2,919.90	4,902.05
ST. PETERSBURG	3,177.20	3,756.90	2,413.20	2,390.40	3,325.42
SANTA FE	3,490.40	4,447.16	3,571.80	3,106.80	3,821.32
SEMINOLE	3,525.60	3,409.11	2,074.20	1,522.80	2,824.89
SOUTH FLORIDA	4,290.80	2,918.55	2,255.40	3,597.00	2,988.74
TALLAHASSEE	2,864.40	3,924.90	3,009.30	3,129.60	3,126.16
VALENCIA	3,336.80	4,185.14	2,395.80	5,316.00	3,626.87
SYSTEM-WIDE AVERA	3,568.00	3,851.45	2,558.60	2,727.24	3,517.29 .2

SOURCE: CA3 85

TABLE 26A

FLORIDA
COMMUNITY
COLLEGESDIRECT COST OF INSTRUCTION BY COLLEGE
1984-1985
1.0000 TOTAL INSTRUCTION - COST PER FTECCMIS 308
04/11/86
03:03 PM

COLLEGE	F.T.E.	PERSONNEL COSTS			SUPPORT STAFF	SUPPLIES SERVICES	EQUIPMENT DEPRECIATION	TOTAL
		INSTRUCTIONAL	ADMINISTRATIVE					
HILLSBOROUGH	5,824.4	1,173.53	17.85	125.90	62.53	33.40	1,413.20	
INDIAN RIVER	4,896.8	1,091.19	17.46	69.40	197.53	74.80	1,450.38	
DAYTONA BEACH	7,122.6	985.08	107.20	194.38	147.78	70.85	1,505.28	
BRYARD	10,017.6	1,133.69	89.13	150.31	142.59	47.95	1,563.67	
SOUTH FLORIDA	1,424.1	1,276.95	93.57	60.89	117.58	62.07	1,611.04	
OKALOOSA-WALTON	2,219.1	1,293.55	56.27	102.56	109.87	49.54	1,611.79	
FLA JC AT JAX	2,086.6	1,327.96	76.02	78.17	113.81	35.77	1,631.72	
EDISON	2,735.3	1,107.61	245.51	190.40	90.35	44.45	1,678.31	
LAKE CITY	2,346.4	1,320.59	11.70	100.47	197.17	66.01	1,695.94	
MANATEE	3,184.0	1,217.95	163.91	116.79	113.51	91.91	1,704.08	
PENSACOLA	7,407.5	1,253.49	71.56	240.54	87.04	52.84	1,705.47	
BREVARD	7,493.5	1,141.25	217.11	113.85	175.04	59.42	1,706.68	
TALLAHASSEE	2,617.6	1,399.05	77.31	95.82	109.05	26.63	1,707.85	
SEMINOLE	5,394.5	1,149.61	109.88	152.32	268.73	46.30	1,726.85	
VALENCIA	5,951.3	1,136.50	219.66	182.56	154.75	41.80	1,735.26	
ST. PETERSBURG	8,776.5	1,410.91	107.61	98.59	82.52	64.92	1,764.55	
MIAMI-DADE	24,422.1	1,300.99	117.07	226.06	114.04	30.21	1,788.37	
PASCO-HERNANDO	1,528.8	1,187.37	225.84	194.92	101.53	102.72	1,812.39	
POLK	2,445.2	1,367.67	121.15	145.67	136.11	66.70	1,837.30	
CENTRAL FLORIDA	2,147.5	1,575.44	29.56	74.67	149.33	79.59	1,908.59	
SANTA FE	5,129.8	1,473.42	136.75	197.34	105.75	56.05	1,969.31	
LAKE-SUMTER	926.9	1,598.22	158.99	20.62	114.96	82.89	1,975.68	
PALM BEACH	5,733.2	1,360.99	76.06	133.14	290.83	116.40	1,977.43	
NORTH FLORIDA	677.7	1,530.36	126.73	89.89	165.57	68.05	1,980.60	
GULF COAST	2,113.9	1,457.19	92.30	122.14	172.30	149.31	1,993.24	
CHIPOLA	1,012.4	1,741.59	168.31	89.09	135.81	65.52	2,200.32	
FLORIDA KEYS	761.7	1,399.49	268.39	317.36	294.35	83.55	2,363.14	
ST. JOHNS RIVER	716.3	1,860.99	155.89	78.73	216.24	89.38	2,401.23	
TOTAL: WEIGHTED AVERAGE	137,113.3	1,265.98	109.86	152.05	137.92	54.97	1,720.78	

SOURCES: FAFVOC5485

CA285

BEST COPY AVAILABLE

TABLE 26B

FLORIDA
COMMUNITY
COLLEGESDIRECT COST OF SUPPORT PROGRAMS BY COLLEGE
1984-1985
2.0000 TOTAL SUPPORT - COST PER FTECCMIS 308
04/11/86
03:03 PM

COLLEGE	F. T. E.	PERSONNEL COSTS			SUPPLIES SERVICES	EQUIPMENT DEPRECIATION	TOTAL
		EXEC. ADMIN. MANAGERIAL	NON-INSTRUCT. PROFESSIONAL	SUPPORT STAFF			
SEMINOLE	5,394.5	132.32	243.38	418.63	245.00	58.76	1,098.10
SOUTH FLORIDA	1,424.1	255.91	125.04	378.13	514.18	104.69	1,377.94
TALLAHASSEE	2,617.6	257.21	175.86	490.78	387.57	107.02	1,418.43
LAKE CITY	2,346.4	314.44	66.48	522.83	511.96	61.12	1,476.83
INDIAN RIVER	4,896.8	106.33	234.81	600.30	462.95	74.38	1,478.77
DAYTONA BEACH	7,122.6	188.74	109.41	737.27	452.28	55.64	1,543.33
OKALOOSA-WALTON	2,219.1	265.98	280.69	553.41	385.03	73.71	1,558.83
ST. PETERSBURG	8,776.5	189.29	301.02	590.56	382.95	97.22	1,561.05
POLK	2,445.2	330.33	168.95	653.20	423.83	56.82	1,633.13
EDISON	2,735.3	306.92	132.47	645.12	498.17	50.91	1,633.59
PALM BEACH	5,733.2	232.94	345.06	729.09	242.10	115.40	1,664.59
BREVARD	7,493.5	174.89	410.36	426.04	599.58	67.34	1,678.20
PASCO-HERNANDO	1,528.8	309.04	135.21	581.80	609.60	80.71	1,716.35
MANATEE	3,184.0	298.74	273.72	634.06	495.27	64.79	1,766.59
PENSACOLA	7,407.5	171.28	286.26	633.29	533.46	156.53	1,780.82
SANTA FE	5,129.8	213.65	328.75	808.21	438.50	62.52	1,851.64
VALÉNCIA	5,951.3	181.98	230.20	902.74	523.90	53.16	1,891.98
BROWARD	10,017.6	259.11	175.87	793.02	626.92	61.19	1,916.11
GULF COAST	2,113.9	243.30	378.26	673.65	523.38	105.77	1,924.36
FLA JC AT JAX	12,086.6	269.78	224.38	914.96	506.09	63.19	1,978.41
NORTH FLORIDA	677.7	271.97	272.05	711.56	676.96	77.58	2,010.13
MIAMI-DADE	24,422.1	91.73	488.52	807.10	535.51	89.03	2,011.88
CENTRAL FLORIDA	2,147.5	324.02	291.51	807.02	514.42	93.78	2,030.75
HILLSBOROUGH	5,824.4	354.05	142.17	844.56	713.11	87.01	2,140.90
CHIPOLA	1,012.4	339.04	440.87	566.32	897.47	80.62	2,324.32
LAKE-SUMTER	926.9	286.94	485.59	949.56	659.15	116.40	2,497.63
ST. JOHNS RIVER	716.3	769.68	168.48	736.21	778.05	48.63	2,501.05
FLORIDA KEYS	761.7	478.59	368.52	870.73	1,006.01	71.21	2,795.05
TOTAL: WEIGHTED AVERAGE	137,113.3	210.40	288.27	712.39	504.86	80.60	1,796.53

SOURCES: FAFVOC5485

CA2852

126

127

BEST COPY AVAILABLE

APPENDIX A
GLOSSARY

GLOSSARY

Associate in Arts (AA) Degree

The two-year degree which will transfer to the state university system.

Associate in Science (AS) Degree

The two-year degree which is awarded in those programs which are not necessarily designed for transfer to the state university system.

CCPF (Community College Program Fund)

Those monies allocated by the Legislature to operate the colleges for the next fiscal year.

CEEB (College Entrance Examination Board)

A national, nonprofit, educational association with a membership of over 2,500 colleges, universities, secondary schools, and educational associations and agencies. It is frequently referred to as the College Board. It is known for its SAT test and Advanced and Placement (AP) Programs.

CLEP (College Level Examination Program)

A nationwide system of credit-by-examination sponsored by the College Entrance Examination Board.

CO & DS (Capital Outlay and Debt Service)

Trust funds established by the State under Article XII of the Florida Constitution with funds derived from a portion of fees collected for automobile license tags and distributed to school districts and community colleges to finance construction of school and community college facilities and to service debts incurred by them for construction of educational facilities.

College Level --AA Degree-- Freshman

Any student enrolled in college-level courses who has as an educational objective an AA or higher degree and who has earned 24 or more semester hours of college work at time of registration.

College Level --AS Degree-- Freshman

Any student enrolled in a planned program of college-level courses requiring at least two years, but less than four years, for completion which culminates in the awarding of an AS degree and who has earned less than 24 semester hours of college work at time of registration.

College Level --AS Degree-- Sophomore

Any student enrolled in a planned program of college level courses requiring at least two years, but less than four years, for completion which culminates in the awarding of an AS degree and who has earned 24 or more semester hours of college work at time of registration.

College Level --Nondegree-- Certificate

Any student enrolled in a sequential program of study in college-level courses not culminating in an associate degree but in which a certificate or other formal award is made.

College Level --Nondegree--Nonvocational

Any student enrolled in college-level courses which are normally acceptable by other colleges at full (or virtually full) value toward a baccalaureate degree. These students are not working toward a certificate or an AA degree.

College Level --Nondegree-- Vocational

Any student enrolled in curriculum or courses designed to prepare students for immediate employment. The courses may or may not transfer to four-year colleges. Courses would tend not to transfer more than to transfer. Students would not be working toward a certificate or AS degree.

Direct Costs

Those costs associated with conducting activities classified according to the principles and definitions in the Information Classification Structure (ICS).

Educational and General Operations

Those activities supported by the general current fund and the restricted current fund.

Full Costs

Those costs related to producing a specific quantity of output. Full costing is accomplished only for instructional programs the assumption being that instruction is the production function of the Florida community colleges.

Full-Time -- Credit Student

Any degree student enrolled for 12 semester hours or more.

Full-Time Equivalent (FTE) Enrollment (Annualized)

Student semester hours divided by 40 for Advanced and Professional, Postsecondary Vocational instruction. For all other instruction, 900 instructional hours equate to 1 FTE.

General Current Fund

The fund used to account for resources that are available for the general financial requirements of the college, the only restrictions being those imposed by law or the budget.

PECO (Public Education Capital Outlay)

Bonds sold only by the State under the provision of Article XII of the Florida Constitution for the purpose of financing the construction of higher education facilities. The bonds are retired from the proceeds of revenue derived from a one-percent gross utility receipt tax.

Restricted Current Fund

The fund used to account for resources that are available for the operation and support of the educational programs but are restricted by donors or other outside agencies as to the specific purpose for which they may be expended.

Unexpended Plan Fund

The fund used to account for resources that are available for the acquisition or construction of physical property to be used for institutional purposes and resources designated for the major repair and/or replacement of institutional property.

**STATE BOARD
OF
COMMUNITY COLLEGES**

STATE BOARD OF COMMUNITY COLLEGES

Mr. Wendell W. Williams, Chairman
Mr. Byron L. Sparber, Vice Chairman
Mrs. Ida S. Baker
Dr. Philip Benjamin
Mr. Manuel A. Diaz
Mrs. Peggy C. Friedmann
Ms. Sylvia F. Greene
Mr. John W. Justl
Senator Philip D. Lewis
Mr. Bobby F. McKown
Ms. Debbi L. Shores
Mr. Ralph D. Turlington
Mr. Marvin A. Urquhart, Jr.

**DIVISION OF
COMMUNITY COLLEGES STAFF**

STATE BOARD OF COMMUNITY COLLEGES

OFFICE OF THE EXECUTIVE DIRECTOR

(904) 488-1721 SUNCOM 278-1721

Mr. Clark Maxwell, Jr., Executive Director
Mrs. Melbra Maddox, Executive Secretary
Dr. William B. Proctor, Deputy Execu. Dir. Program & Adm. Svcs.
Mrs. Jerry P. Smith, Staff Assistant
Dr. Bill R. Odom, Deputy Execu. Dir. Fin. & Info. Systems
Ms. Judy Dial, Staff Assistant
Ms. Mary A. Booker, Coordinator, Special Programs
Dr. Dianne A. Brown, Coordinator, Equal Opportunity Programs
Mrs. Virginia W. Christy, Specialist, Administrative Svcs.
Mr. John "Jack" D. Leppert, Dir., Special Programs
Dr. Donald R. Magruder, Administrator, Sunshine State Skills
Dr. L. Kim Porter, Education Policy Analyst
Ms. Sophie Wyche, Administrative Secretary

BUREAU OF PROGRAM SUPPORT AND SERVICES

(904) 488-0555 SUNCOM 278-0555

Dr. Paul C. Parker, Bureau Chief
Ms. Elizabeth Corker, Administrative Secretary
Dr. Frederick W. Atherton, Adm., Council Coord. & Prog. Mgmt.
Ms. Sandra Guyton, Secretary Specialist
Dr. Frank L. Caldwell, Coordinator, Vocational Education
Dr. Mae O. Clemons, Coordinator, Student Development
Dr. Robert W. Dennard, Specialist, Program Review
Mr. David L. Ehlert, Ed. Consultant, Placement & Follow-Up
Mr. James H. Fling, Coordinator, Adult/Cont. Ed. & Comm. Svcs.
Mrs. Joan K. Roddenberry, Systems Project Analyst
Mrs. Sara Vice, Secretary Specialist

BUREAU OF FINANCIAL AND BUSINESS SERVICES

(904) 488-7926 SUNCOM 278-7926

Mr. Walter D. Alexander, Adm. Accounting & Budgeting Svcs.
Mr. Jack R. Eberley, Adm. Financial Planning & Analysis
Dr. Robert N. Foss, Specialist, Business Management Svcs.
Mr. Kenneth E. Jarrett, Adm. Accounting & Budgeting Services
Mr. Richard P. McAvoy, Specialist, Accounting & Budgeting Svcs.
Mrs. Melita Lovett, Fiscal Assistant
Mrs. Gayle Laslie, Secretary Specialist

BUREAU OF INFORMATION SYSTEMS

(904) 488-8597 SUNCOM 278-8597

Mr. Harry L. Rudy, Bureau Chief
Mrs. Barbara Smith, Administrative Secretary
Mr. Lewis W. Wagar, Data Administrator
Mrs. Barbara Strunk, Information Processor
Mr. Minel Borges, Data Processor
Mr. David S. Godt, Computer Programmer Analyst
Mr. Manuel J. Gonzalez, Systems Project Analyst
Mr. Marc G. Malonzo, Computer Programmer Analyst
Mr. Robert G. McMullen, Systems Project Analyst
Mrs. Peggy R. Price, Computer Programmer Analyst
Mr. Mark A. Redig, Systems Project Analyst

FLORIDA COMMUNITY COLLEGE ACTIVITIES ASSOCIATION

(904) 488-0555 SUNCOM 278-0555

Dr. Roger L. Raeppe, Executive Director

FLORIDA COMMUNITY COLLEGES

BREVARD COMMUNITY COLLEGE
1519 Clearlake Road
Cocoa, Florida 32922
Maxwell C. King, President
(Brevard County)
(305) 632-1111, SC 361-0011

BROWARD COMMUNITY COLLEGE
225 E. Las Olas Boulevard
Fort Lauderdale, Florida 33301
A. Hugh Adams, President
(Broward County)
(305) 475-6500, SC 469-6500

CENTRAL FLORIDA COMMUNITY COLLEGE
P. O. Box 1388
Ocala, Florida 32678
Henry K. Goodlett, President
(Marion, Citrus, Levy Counties)
(904) 237-2111, SC 340-1011

CHIPOLA JUNIOR COLLEGE
Marianna, Florida 32446
James R. Richburg, President
(Jackson, Calhoun, Holmes,
Liberty, Washington Counties)
(904) 526-2761, SC 246-1444

DAYTONA BEACH COMMUNITY COLLEGE
P. O. Box 1111
Daytona Beach, Florida 32015
Charles H. Folk, President
(Volusia, Flagler Counties)
(904) 255-8131, SC 362-3111

EDISON COMMUNITY COLLEGE
8099 College Parkway, S. W.
Fort Myers, Florida 33907
David G. Robinson, President
(Lee, Charlotte, Collier,
Glades, Hendry Counties)
(813) 489-9300, SC 578-1300

FLORIDA JUNIOR COLLEGE AT JACKSONVILLE
501 W. State Street
Jacksonville, Florida 32202
Charles C. Spence, President
(Duval, Nassau Counties)
(904) 632-3000, SC 669-3000

FLORIDA KEYS COMMUNITY COLLEGE
Key West, Florida 33040
William A. Seeker, President
(Monroe County)
(305) 296-9081, SC 485-1011

GULF COAST COMMUNITY COLLEGE
5230 W. Highway 98
Panama City, Florida 32401
Lawrence W. Tyree, President
(Bay, Franklin, Gulf Counties)
(904) 769-1551, SC 280-1011

HILLSBOROUGH COMMUNITY COLLEGE
P. O. Box 22127
Tampa, Florida 33622
Andreas A. Paloumpis, President
(Hillsborough County)
(813) 879-7222, SC 553-1011

INDIAN RIVER COMMUNITY COLLEGE
3209 Virginia Avenue
Fort Pierce, Florida 33450
Hermon A. Heise, President
(St. Lucie, Indian River,
Martin, Okeechobee Counties)
(305) 464-2000, SC 466-1011

LAKE CITY COMMUNITY COLLEGE
Lake City, Florida 32055
Muriel K. Heimer, President
(Columbia, Baker, Dixie,
Gilchrist, Union Counties)
(904) 752-1822, SC 640-1000

LAKE-SUMTER COMMUNITY COLLEGE
Leesburg, Florida 32748
Robert Palinchak, President
(Lake, Sumter Counties)
(904) 787-3747, SC 387-1011

MANATEE COMMUNITY COLLEGE
5840 26th Street, West
Bradenton, Florida 33507
Stephen J. Korchbeck, President
(Manatee, Sarasota Counties)
(813) 755-1511, SC 560-4011

MIAMI-DADE COMMUNITY COLLEGE
300 N. E. Second Street
Miami, Florida 33132
Robert H. McCabe, President
(Dade County)
(305) 596-1200, SC 477-1000

NORTH FLORIDA JUNIOR COLLEGE
1000 Turner Davis Drive
Madison, Florida 32340
Robert W. Ramsey, President
(Madison, Hamilton, Jefferson
Lafayette, Suwannee, Taylor Cos.)
(904) 973-2288

OKALOOSA-WALTON JUNIOR COLLEGE
Niceville, Florida 32578
J. K. McCracken, President
(Okaloosa, Walton Counties)
(904) 678-5111, SC 233-1011

PALM BEACH JUNIOR COLLEGE
4200 Congress Avenue
Lake Worth, Florida 33461
Edward M. Riskey, President
(Palm Beach County)
(305) 439-8000, SC 458-8000

PASCO-HERNANDO COMMUNITY COLLEGE
2401 State Highway 41, North
Dade City, Florida 33525
Milton O. Jones, President
(Hernando, Pasco Counties)
(904) 567-6701, SC 572-1101

PENSACOLA JUNIOR COLLEGE
1000 College Boulevard
Pensacola, Florida 32504
Horace E. Hartsell, President
(Escambia, Santa Rosa Counties)
(904) 476-5410, SC 249-0111

POLK COMMUNITY COLLEGE
999 Avenue H, N. E.
Winter Haven, Florida 33880
Maryly VanLeer Peck, President
(Polk County)
(813) 294-7771, SC 580-1000

ST. JOHNS RIVER COMMUNITY COLLEGE
5001 St. Johns Avenue
Palatka, Florida 32077
Robert L. McLendon, Jr., President
(Putnam, Clay, St. Johns Counties)
(904) 328-1571, SC 646-1111

ST. PETERSBURG JUNIOR COLLEGE
P. O. Box 13489
St. Petersburg, Florida 33733
Carl M. Kuttler, Jr., President
(Pinellas County)
(813) 546-0021, SC 528-3600

SANTA FE COMMUNITY COLLEGE
P. O. Box 1530
Gainesville, Florida 32602
Alan J. Robertson, President
(Alachua, Bradford Counties)
(904) 395-5000, SC 650-5000

SEMINOLE COMMUNITY COLLEGE
Sanford, Florida 32771
Earl S. Waldon, President
(Seminole County)
(305) 323-1450, SC 390-1011

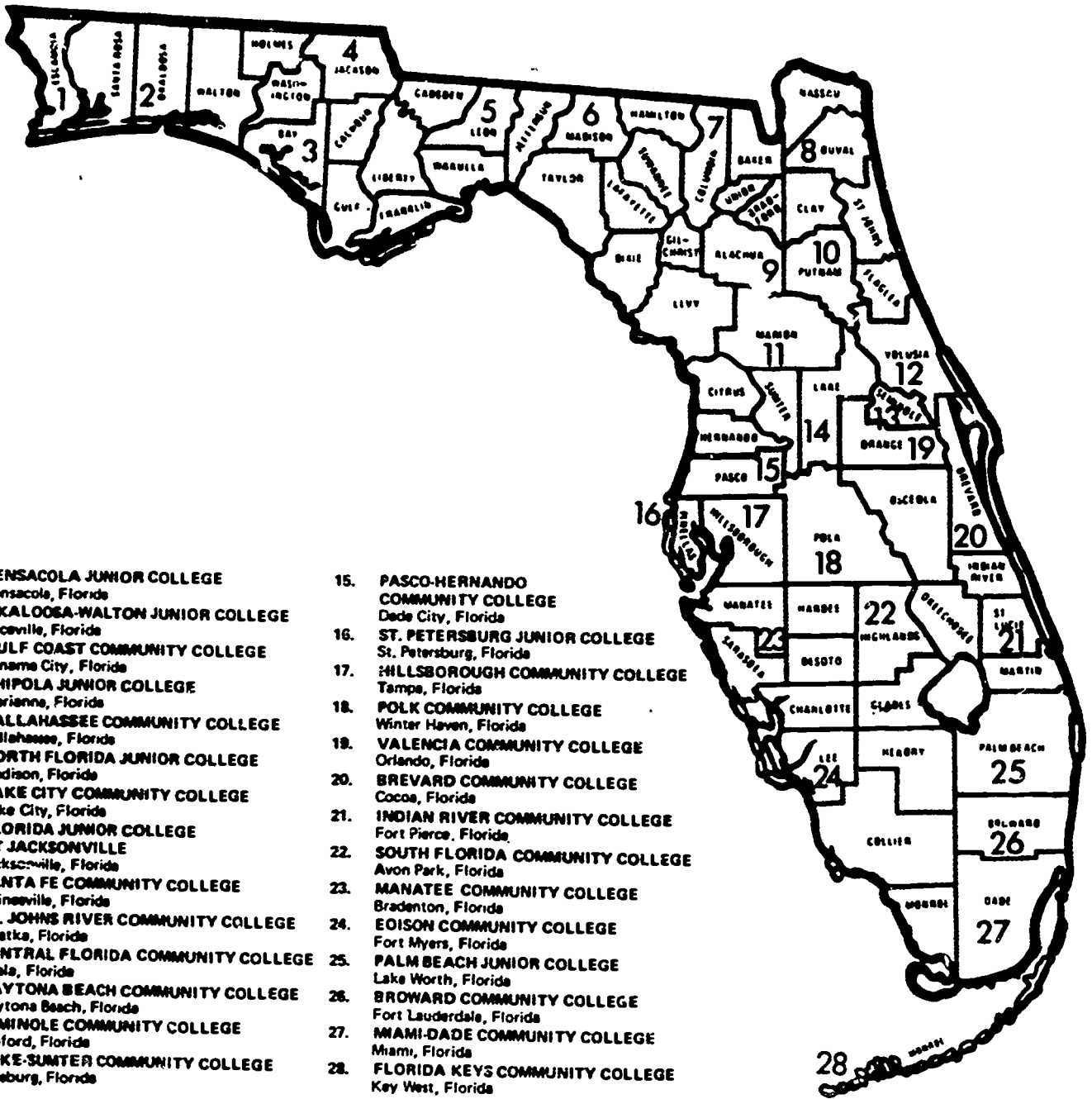
SOUTH FLORIDA COMMUNITY COLLEGE
600 W. College Drive
Avon Park, Florida 33825
Catherine P. Cornelius, President
(Highlands, De Soto, Hardee Counties)
(813) 453-6661, SC 550-1127

TALLAHASSEE COMMUNITY COLLEGE
444 Appleyard Drive
Tallahassee, Florida 32304
James H. Hinson, Jr., President
(Leon, Gadsden, Wakulla Counties)
(904) 576-5181, SC 241-1011

VALENCIA COMMUNITY COLLEGE
1 W. Church Street
P. O. Box 3028
Orlando, Florida 32802
Paul C. Gianini, Jr., President
(Orange, Osceola Counties)
(305) 299-5000, SC 398-5000

FOR ADDITIONAL INFORMATION CONTACT CLARK MAXWELL, JR., EXECUTIVE DIRECTOR, DIVISION OF COMMUNITY COLLEGES
(904) 488-1721, SC 278-1721

FLORIDA COMMUNITY COLLEGES



- | | |
|--|---|
| <ol style="list-style-type: none"> 1. PENSACOLA JUNIOR COLLEGE
Pensacola, Florida 2. OKALOOSA-WALTON JUNIOR COLLEGE
Niceville, Florida 3. GULF COAST COMMUNITY COLLEGE
Panama City, Florida 4. CHIPOLA JUNIOR COLLEGE
Marianna, Florida 5. TALLAHASSEE COMMUNITY COLLEGE
Tallahassee, Florida 6. NORTH FLORIDA JUNIOR COLLEGE
Madison, Florida 7. LAKE CITY COMMUNITY COLLEGE
Lake City, Florida 8. FLORIDA JUNIOR COLLEGE
AT JACKSONVILLE
Jacksonville, Florida 9. SANTA FE COMMUNITY COLLEGE
Gainesville, Florida 10. ST. JOHNS RIVER COMMUNITY COLLEGE
Palatka, Florida 11. CENTRAL FLORIDA COMMUNITY COLLEGE
Ocala, Florida 12. DAYTONA BEACH COMMUNITY COLLEGE
Daytona Beach, Florida 13. SEMINOLE COMMUNITY COLLEGE
Sanford, Florida 14. LAKE-SUMTER COMMUNITY COLLEGE
Leesburg, Florida | <ol style="list-style-type: none"> 15. PASCO-HERNANDO COMMUNITY COLLEGE
Dade City, Florida 16. ST. PETERSBURG JUNIOR COLLEGE
St. Petersburg, Florida 17. HILLSBOROUGH COMMUNITY COLLEGE
Tampa, Florida 18. POLK COMMUNITY COLLEGE
Winter Haven, Florida 19. VALENCIA COMMUNITY COLLEGE
Orlando, Florida 20. BREVARD COMMUNITY COLLEGE
Cocoa, Florida 21. INDIAN RIVER COMMUNITY COLLEGE
Fort Pierce, Florida 22. SOUTH FLORIDA COMMUNITY COLLEGE
Avon Park, Florida 23. MANATEE COMMUNITY COLLEGE
Bradenton, Florida 24. EOISON COMMUNITY COLLEGE
Fort Myers, Florida 25. PALM BEACH JUNIOR COLLEGE
Lake Worth, Florida 26. BROWARD COMMUNITY COLLEGE
Fort Lauderdale, Florida 27. MIAMI-DADE COMMUNITY COLLEGE
Miami, Florida 28. FLORIDA KEYS COMMUNITY COLLEGE
Key West, Florida |
|--|---|



State of Florida
Department of Education
Tallahassee, Florida
Ralph D. Turkington, Commissioner
Affirmative action/equal opportunity employer

FLORIDA: A STATE OF EDUCATIONAL DISTINCTION. "On a statewide average, educational achievement in the State of Florida will equal that of the upper quartile of states within five years, as indicated by commonly accepted criteria of attainment."

ERIC Clearinghouse for
Junior Colleges

JUL 25 1986

BEST COPY AVAILABLE

139