

DOCUMENT RESUME

ED 255 909

CS 008 032

AUTHOR Truby, Roy
TITLE Parents in Reading: Parents' Booklet.
INSTITUTION Northwest Regional Educational Lab., Portland, Oreg.
PUB DATE 79
NOTE 27p.; For the Spanish/English version of the Parents' Booklet and the Administrator's Guide, see ED 172 185 and ED 172 186, respectively.
PUB TYPE Guides - General (050)
EDRS PRICE MF01/PC02 Plus Postage.
DESCRIPTORS *Child Development; Childhood Attitudes; *Early Experience; *Family Environment; *Language Acquisition; *Parent Child Relationship; *Prereading Experience; Primary Education; Reading Readiness

ABSTRACT

Intended for parents, this booklet offers advice and suggestions for developing a child's self-expression and providing a supportive environment for reading experiences at home. Various sections of the book discuss the following: (1) giving love and warmth to your child, (2) reading with your child, (3) listening to your child, (4) talking with your child, (5) controlling television viewing at home, (6) using numbers with your child, (7) influencing good work habits at home, (8) teaching safety rules to your child, (9) your child's muscles and movement, (10) encouraging your child to imitate animals, (11) your child's creative development, (12) five developmental games you can play with your child, (13) helping to foster positive attitudes about school, (14) your child's independence, and (15) trips anyone can afford. A final section contains a checklist to measure how well the parent is doing. A selected booklist for children in preschool through sixth grade is also included. (HOD)

 * Reproductions supplied by EDRS are the best that can be made *
 * from the original document. *

ED255909

U.S. DEPARTMENT OF EDUCATION
NATIONAL INSTITUTE OF EDUCATION
EDUCATIONAL RESOURCES INFORMATION
CENTER (ERIC)

~~X~~ This document has been reproduced as
received from the person or organization
originating it.
Minor changes have been made to improve
reproduction quality.

• Points of view or opinions stated in this docu-
ment do not necessarily represent official NIE
position or policy.



PARENTS' BOOKLET

"PERMISSION TO REPRODUCE THIS
MATERIAL HAS BEEN GRANTED BY

M. Margaret Rogers

TO THE EDUCATIONAL RESOURCES
INFORMATION CENTER (ERIC)."

DR. ROY TRUBY
Idaho State Superintendent
of Public Instruction
1974-1978



Published By:
Northwest Regional Educational Laboratory
Portland, Oregon

008-32



ACKNOWLEDGEMENTS

Special thanks to: Jerry Evans, Idaho State Superintendent of Public Instruction; Elisabeth Schlaefle, Idaho State Department of Education, and Doris R. Wright, Minidoka School District, for their original contribution to this effort. Also to: Dr. James Fenwick, Portland, Oregon; Ms. Dorothy Patrick, Gresham, Oregon, and Ms. Tillie Gerber, Vancouver, Washington, who provided invaluable assistance to the publisher and author.

Designed and illustrated by Susan Applegate and Warren Schlegel, Northwest Regional Educational Laboratory.

This booklet is part of the *Parents in Reading* program which also includes an *Administrator's Guide* and the Spanish/English version of the *Parents' Booklet*.

© Copyright 1979 Northwest Regional Educational Laboratory. No part of this book may be reproduced in any form or by any means without permission in writing from the publisher.



TABLE OF CONTENTS

Giving Love And Warmth To Your Child	1
Reading With Your Child	2
Listening To Your Child	3
Talking With Your Child	4
Controlling Television Viewing At Home	5
Using Numbers With Your Child	6
Influencing Good Work Habits At Home	7
Teaching Safety Rules To Your Child	8
Your Child's Muscles And Movement	9
Encouraging Your Child To Imitate Animals	10
Your Child's Creative Development	11
Five Developmental Games You Can Play With Your Child	12
Helping To Foster Positive Attitudes About School	13
Your Child's Independence	14
Trips Anyone Can Afford	15
Summary	16
How Well Are You Doing? Checklist	17
Booklist	19

Giving Love And Warmth To Your Child



Children Need To Feel Love

Talk to your child from birth, softly, gently, and lovingly, but don't use baby talk. The child begins to learn the day he or she is born.

Oral expression is extremely important. At first the baby will respond by cooing and gurgling and later will pick up a few words and sense the rhythm of language.

The basic attitudes that make up your child's self image will develop out of what he or she learns from those who give love and affection. Of course, later these attitudes are shaped by a small world of friends, school and community, but most of all, they are an outgrowth of the home.

Love Helps Self-Confidence And Acceptance

If your child has self-confidence, he or she will be able to move ahead, explore new things, and attempt to solve every-day problems.

Self-respect grows from feeling loved and respected by others. Help your child gain self-respect.





Reading With Your Child

Show That You Like To Read Children Learn By Example

Every time you read to your child you are building an appreciation of books and reading. A child who has been read to is usually more anxious to read. Reading becomes important.

Set up a scheduled reading time. Choose different kinds of books. Follow articles in the newspaper or comics; be a Charlie Brown fan.

Grandparents love children and are happy to become involved in reading with them.

Build A Home Library

Books make excellent Christmas or birthday gifts and are appropriate for any occasion. A child who owns books is usually interested in reading.

Read with your child in daily activities – menus, letters, shopping, traveling, etc.

Read road signs, information signs, survival signs as you travel and move about.

Praise and encouragement help to develop a good reading attitude, which is one step toward becoming a better reader. Get very excited and show that you are happy when your child brings a book home.



Listening To Your Child



Be A Good Listener

Children must have an opportunity to express themselves. Pay attention when your child is talking to you. Encourage your child to talk about things he or she has seen or done.

Teach Your Child From Birth To Use Good Language

Make dinner time special for good conversation. Instead of watching T.V. during dinner, talk with your children.

Rate Yourself As A Listener


When your child is talking to you, do you stop what you are doing and listen?

When your child is explaining something that happened, do you let your child finish without interrupting?

When you don't understand what your child is talking about, do you ask questions?

Do you ask your child to tell you what he or she wants instead of just pointing?

Do you let your child have a chance to tell things to the family at mealtime?





Talking With Your Child

Language development begins at birth. Infants learn to make their first sounds through imitation. Always speak to your child clearly, in complete sentences, without baby talk. Encourage and help your child to understand how to express himself or herself.

Talk About Differences

up and down
beside and between
left and right
over and under
before and after
big and little
large and small



Talk About Colors

"This is a red shirt."
"Go get your green mittens."
"Put on your blue jeans."


Story Telling

Tell a story together. Have the child give one idea and you give the next. Start a story and let your child finish it. Then, let him or her start one and you finish. Let your child guess what will happen next. Make up different endings for familiar stories. Have your child tell a story about pictures or ads. Use snapshots.

Records

Provide stories for listening, nursery rhymes to memorize, songs for singing, and opportunities for repetition.

Singing games may also help children develop the vocabulary and rhyming skills necessary for success in beginning reading.



Controlling Television Viewing At Home



Guide Your Child In T.V. Selection

Help select programs which give worthwhile information as well as entertainment.

Check newspaper listings for programs. Public television channels are often excellent for educational viewing.


Too Much Television Is Not Good For Adults Or Children

By monitoring and limiting the T.V. watching time, both children and parents can enjoy the results. Don't let T.V. become your babysitter and pacifier.

There are many programs which provide excellent learning experiences but *too much* T.V. can cause:

- Casual attitudes toward sex and violence
- Short attention span and short listening habits

T.V. can be beneficial if limited and used properly.





Using Numbers With Your Child

Help Your Child Learn The Sequence Of Numbers

You can use daily opportunities, such as, "How many spoons do we need at the table?" and "How many trucks do you see going to the store?"

Luncheon menus or grocery shopping provide excellent opportunities to help your child with math skills.

For example, give your child so much to spend for lunch and let him or her select within the amount.

Empty change from your pocket. Ask your child to count it. Ask your child to arrange it from largest to smallest.

Play games such as Scrabble or Monopoly. Watch them count when you land on Boardwalk!

Old calendars or playing cards teach your child the sequence of numbers.



Influencing Good Work Habits At Home



Praise Good Work

Set aside a regular time for homework. If possible give your child a definite place to work. Help him or her develop daily attention to homework routines.

Give your child regular work assignments such as: clearing the table, cleaning his or her room, sorting clean clothes.

Give your child responsibilities. Make sure that you ask your child to do something he or she is capable of doing. You can start with simple tasks and work up to more difficult ones. This allows your child to experience success.

Remember: Success Builds Success


Here are a few small chores you can try with your child:

- Putting away toys
- Making own bed
- Emptying wastebaskets
- Sorting laundry
- Setting the table
- Washing and drying dishes

To help decide if a job you give your child is suitable you might ask yourself these questions:

- Is it a job he or she can do well?
- Will it take too much time?
- Is your child getting praise and recognition for doing the job well?
- Has your child had a part in choosing the job?
- Is the job important to the family?

A pat or hug is often more valuable than words. Have you hugged your child often during reading?





Teaching Safety Rules To Your Child

Safety List:

- To know about traffic lights and policemen
- To use crosswalks
- To use sidewalks whenever possible
- To walk facing traffic if there are no sidewalks
- Not to talk to or accept rides from strangers
- To go directly home from school
- To use good manners on the school bus


We Want Your Child To Be Safe And Healthy

Make sure your child is immunized. Check with your school or physician regarding immunization requirements.

A nutritious breakfast will get your child off to a good start each day in school. Plenty of sleep helps, too.

Does Your Child Know:

- First and last name
- Street address and phone number
- Where to reach parents at parents' work places



Your Child's Muscles And Movements



Motor control is achieved by your child as he or she grows. Muscles develop at different times. Toys such as a large ball or jump rope or a hoop are excellent for developing muscle skills.

Let children respond to music and rhythm through body movement to develop self expression and individuality.

Large Motor Tasks


Can your child perform large motor tasks such as walking on a balance beam, catching, kicking or throwing a ball? If not, provide opportunities for:

- Running, jumping, hopping
- Ball rolling, bouncing, catching
- Beanbag toss
- Clapping and tapping to slow and fast rhythms
- Imitation, "this is the way we rake the leaves"
- Dressing up with old shoes, hats, dresses, pants, handbags and uniforms

Small Motor Tasks

Can your child perform small motor tasks such as tracing, folding paper, coloring, drawing? If not, provide opportunities for:

- Drawing different designs – squares, triangles, circles
- Stringing large beads, macaroni, snipped soda straws
- Cutting pictures from old magazines
- Folding paper hats from newspapers






Encouraging Your Child To Imitate Animals

Gallop Like A Horse




Fly Like A Bird


Hop Like A Rabbit



Swing Like A Monkey



Roll Like A Pig



Slither Like A Snake

Your Child's Creative Development



A variety of art activities helps children develop small hand muscles and gives them a chance to exercise creativity.

Your children will enjoy art media such as:

- Scissors and paste
- Wallpaper (free samples from paint stores)
- Large crayons
- Large brushes
- Tempera paints
- Play-clay
- Finger Paints

Old shirts may be used as smocks.

A place is needed for your child to keep his or her treasures. This could be a special bulletin board, treasure box or shelves in the corner of a room.

Perhaps that special picture could be displayed on the front of the refrigerator.

Finger Paint Recipe

- 1 cup liquid starch
- 3 cups soap flakes
- 1 cup cold water
- Powdered tempera paint (use enough for desired color)

Mix all ingredients together with an electric mixer. The mixture will be rather stiff. Divide into several bowls and add a different color to each bowl. Since it is made from soap flakes, it will wash out easily.

Play-clay Recipe

- 1/2 cup salt
- 1 tablespoon salad oil
- 2 tablespoons alum (a preservative available at grocery stores)
- 2 1/2 or 3 cups flour
- 1 1/2 cups boiling water
- Food coloring (optional)

Mix salt, oil and alum. Over this, pour boiling water mixed with food coloring. Stir well until salt is nearly dissolved. Add flour. Mix and knead until smooth.



Five Developmental Games You Can Play With Your Child

Young children learn most effectively through play. There are many games and activities you and your child can have fun doing together.

Self Portrait

Place a large piece of paper on the floor (brown wrapping paper is good) and have your child lie down on the paper. Then trace the outline of the child's body with a crayon or magic marker. Let your child color the portrait. When the child is finished, help cut it out, and hang it up for everyone to see.

Make A Family Tree

To help your child understand the idea of *family* and to learn more about just who makes up his or her own particular family, gather as many photos of family members as you can. Draw a big tree, with your child as the focal point. On the extending branches paste the photos of brothers, sisters, uncles, aunts, grandparents, cousins, nieces, and nephews.

Make A Picture Map Of Your Neighborhood

Help your child draw a picture map of the neighborhood in which you live. First take a walk together and let the child decide on the things he or she wants on the map: the houses where friends live, the playground, the post office, the library, the mailbox, a favorite tree, and so on. When you get home, spread a large piece of paper on the floor and help your child mark out where each thing will go.

Make A Diary

Help your child keep a diary. After a birthday party or any special event or trip, set some time aside with your child to record what happened. Write the event and date it happened on the page and then ask your child: "What do you want to say about the party (trip)?" "What part was the most fun?" "Why did you like it best?" Write down whatever your child dictates. Illustrate the page with drawings, photos, or pictures cut from magazines.

Mail

Receiving mail is a special thrill for preschoolers because adults get all the mail. Take advantage of the coupons you find in magazines, on the backs of cereal boxes, or in the newspapers. Help your child fill in name and address, stick on the stamps, and put the envelope in the mailbox.

Helping To Foster Positive Attitudes About School



Show A Real Interest In School

The parents' attitudes are usually the child's.

Help your child develop an interest and curiosity for learning.

Take time to listen and ask questions.

Talk about the work your child brings home.


Look at the books and papers your child brings home and use them as conversation springboards.

Get Involved In Your Child's World

Visit your child's teacher at least four times a year. Find out about the Parent-Teacher Association. If the school doesn't have one, find out why not.

Don't be critical of teachers in your child's presence. This only undermines faith in the teacher and creates a negative attitude toward school.

Check your child's report card and daily progress in school. If your child is having trouble with reading or other subjects, consult the teacher to find out why and how you can help.





Your Child's Independence

Accept your child as he or she is. Every child is different. All children learn different skills at different times and mature at different rates. Each child grows through his or her own experience.

A child needs to feel independent, worthy and self-reliant. To develop these qualities, give him or her small tasks and responsibilities at an early age.


You Can Help Your Child Learn To:

button own coat
zip own zipper
tie own shoes
put away toys
hang up clothes

Remember Your Child Is An Individual

Try to avoid comparing your child with brothers and sisters and other children. Children differ in their abilities. You can expect your child's best effort but don't expect more than he or she can do.

Children need to feel loved, wanted and accepted. Your child needs experiences which bolster self-confidence. Children who doubt themselves may be frightened of meeting the demand of growing up.



Trips Anyone Can Afford Adventure Can Be Just Around The Corner



Here are a few suggestions for trips you can make with your child:

The Library

Look at all those books!

Talk to the librarian and ask for a description of the job.

Pick out a book together (use the list in the back of this book).

Construction Site

Go often to see what progress has been made.

See how many different machines are used.

Watch one worker at a time and try to guess what the job is.

The Post Office

Take a self-addressed letter and find out what happens when you mail it.

Look for it in your mailbox the next day.

The Zoo Or The Pet Shop

Go at feeding time, if possible.

Find out what different animals and birds eat.

Watch the different ways they eat.

The Florist

Watch the florist make floral arrangements.

How many different flowers can you see?

Smell the flowers.

Take a flower home.

Firehouse

Observe the tools used to put out fires.

See the fire engines.

Find out how firefighters know where the fires are.

Ask what each firefighter does at the fire.





Summary

You are your child's first teacher. Your child's other teachers will appreciate and benefit from how well you've done and by how much you have covered. You can make *our* job easier. When you help your child feel wanted and loved, you are encouraging self-reliance. When you talk to your child from birth, softly, gently and lovingly, you are helping your child develop self-expression.

When you read to your child, you are helping to get your child ready for a successful school experience. Reading also helps to build a background of experience which helps your child take advantage of daily learning situations.

You can help your child learn to follow directions and listen attentively. Remember, there is no substitute for praise and encouragement.

You, the parents, are the foundation of our school system. We want to please you. We need your help to be really successful.



How Well Are You Doing?



Check Yourself

Often

Seldom

I am taking time to have fun with my child

I am encouraging my child to feel good about himself or herself

I am taking time to listen to and talk with my child

I am taking time to explain new words to my child

I am taking time to read to my child

I am taking time to supply my child with books

I am encouraging my child to share when playing with other children

I am encouraging my child to learn to read

I take time to play games with my child

I am telling my child that I love him or her through words and actions



Remember . . .

Children grow as they live, so give your child

love
encouragement
confidence
praise
fairness
tolerance
security
acceptance

and your child will grow accordingly.



Suggested Books For Toddlers (Pre-Schoolers)

- We Never Get to Do AnythingMartha Alexander
 Animals Should Definitely Not Wear ClothingJudith Barrett
 B BookStanley and Janice Berenstain
 Bears on WheelsStanley and Janice Berenstain
 The Important BookMargaret W. Brown
 *Do You Want to Be My Friend?Eric Carle
 One, Two, Three to the ZooEric Carle
 The Very Hungry CaterpillarEric Carle
 A Baby Bunny for YouWalter Chandoha
 Under the Green WillowElizabeth Coatsworth
 Ten Black DotsDonald Crews
 Andy: That's My NameT. De Paola
 May I Bring a Friend?Beatrice S. DeRegniers
 Green Says GoEd Emberley
 Gilberto and the WindMarie H. Ets
 Tigers in the CellarCarol Fenner
 Chicken Little, Count-To-TenMargaret Friskey
 Three Sides and the Round OneMargaret Friskey
 Look!Zhenya Gay
 Is it Hard? Is it Easy?Mary M. Green
 *The Lazy DogJohn Hamberger
 A Bargain for FrancesRussell Hoban
 Be Nice to JosephineBetty F. Horvath
 Rosie's WalkPat Hutchins
 Edie Changes Her MindJohanna Johnston
 Are You Square?Ethel Kessler
 Do Baby Bears Sit in Chairs?Ethel and Leonard Kessler
 Everything Has a Shape and Everything Has a SizeBernice Kohn
 Frog Went a-Courtin'John Langstaff and Feodor Rojankovsky
 Inch by InchLeo Lionni
 Little Blue and Little YellowLeo Lionni
 SwimmyLeo Lionni
 I Can. Can You?Ada Litchfield
 Make Way for DucklingsRobert McCloskey
 *Frog Goes to DinnerMercer Mayer
 *There's a Nightmare in My ClosetMercer Mayer
 A House for EveryoneBetty Miles
 The Box with Red WheelsMaud and Miska Petersham
 The Tale of Peter RabbitBeatrix Potter
 Blue Bug and the BulliesVirginia Poulet
 *Wordless Picture Books

Curious George	H. A. Rey
Squares Are Not Bad	Violet Salazar
Big Lion, Little Lion	Miriam Schlein
Sam	N. H. Scott
Feeling Blue	Robert J. Wolff
The Giant Nursery Book of Things That Go	George Zaffo
The Quarreling Book	Charlotte Zolotow

Suggested Books For Beginning Readers Through First Grade Level

The Pig War	Betty Baker
Sam the Minuteman	Nathaniel Benchley
Strange Disappearance of Arthur Cluck	Nathaniel Benchley
Bike Lesson	Stanley and Janice Berenstain
C Is for Clown	Stanley Berenstain
Inside, Outside, Upside Down	Stanley Berenstain
Big Bug, Little Bug	Jean Berg
I'm Bored, Ma!	Harold Berson
And I Mean It, Stanley	Crosby Bonsall
Mine's the Best	Crosby Bonsall
Go, Dog, Go	Philip D. Eastman
Just Follow Me	Philip D. Eastman
That New River Train	Lucy Hawkinson
Circus Fun	Margaret Hillert
The Funny Baby	Margaret Hillert
Little Puff	Margaret Hillert
Little Runaway	Margaret Hillert
Mr. Pig and Sonny Too	Lillian Hoban
Bargain for Frances	Russell Hoban
Count and See	Tana Hoban
Titch	Pat Hutchins
Hello, Small Sparrow	Hannah Johnson
Jack Kent's Hop, Skip and Jump Book	Jack Kent
Mouse Tales	Arnold Lobel
What Have I Got	Mike McClintock
Oh No Go	David McPhail
Cat and Dog	Else H. Minarik
Big Red Hen	Mary O'Neill
Granny, the Baby, and the Big Gray Thing	Peggy Parish

The Tiger Book	Jan Pfloog
Blue Bug and the Bullies	Virginia Poulet
Blue Bug Finds a Friend	Virginia Poulet
Blue Bug to the Rescue	Virginia Poulet
Blue Bug's Beach Party	Virginia Poulet
A Bear, a Bobcat and Three Ghosts	Ann Rockwell
I Did It	Harlow Rockwell
Jenny and the Fennis Nut	Janet Schulman
Nate the Great and the Phony Clue	Marjorie W. Sharmat
How do I Feel	Norma Simon
The Littlest Skunk	Theresa Smith
Frog Fun	Clara Stratemeyer
Is Susan Here?	Janice M. Udry
One, Two, Where's My Shoe	Tomi Ungerer
What Is One?	Nancy D. Watson
Some Frogs Have Their Own Rocks	Robert Wiest
The Princess and Froggie	Harve and Kaethe Zemach
Harry and the Lady Next Door	Gene Zion
Janey	Charlotte Zolotow

Suggested Books For Second And Third Grade Levels

Spooky Tricks	Gerald Ames and Rose Wyler
Brown Mouse and Vole	Vicki K. Artis
Wiley and the Hairy Man	Molly Bang
Piggle	Crosby Bonsall
The Friendly Book	Margaret W. Brown
Football Players Do Amazing Things	Mel Cebulash
Bennett Cerf's Book of Animal Riddles	Bennett A. Cerf
When Will I Read?	Miriam Cohen
Frances Face-Maker	William Cole
Mrs. Piggery Snout	Rosamond Dauer
Flip and the Cows	Wesley Dennis
Twirly Skirt	Martha Goldberg
Lewis and Clark	Matthew G. Grant
Little Owl, Keeper of the Trees	Ronald and Ann Himler
Odd Jobs	Tony Johnston
Fiona's Bee	Beverly Keller
Simon's Soup	Beverly Komoda
Any Me I Want to Be	Karla Kuskin

All About Birds	Robert Stell Lemmon
The Homework Caper	Joan Lexau
Frog and Toad Together	Arnold Lobel
Tiger Stripes and Zebra Stripes	Julian May
Adventures with a Cardboard Tube	Harry Milgrom
The Drinking Gourd	F. N. Monjo
Sea Horse	Robert Morris
Granny and the Indians	Peggy Parish
Play Ball, Amelia Bedelia	Peggy Parish
Buford, the Little Bighorn	Bill Peet
Farewell to Shady Glade	Bill Peet
The House that Jack built	Rodney Peppe
Big Max	Kin Platt
Pete Pack Rat	Robert Quackenbush
The Gollywhopper Egg	Ann Rockwell
The Story Snail	Ann Rockwell
More Potatoes!	Millicent E. Selsam
The Sign on Rosie's Door	Maurice Sendak
Nate the Great	Marjorie W. Sharmat
Clever Kate	Elizabeth Shub
Walk Home Tired Billy Jenkins	Ianthe Thomas
Wake Up, City	Alvin R. Tresselt
Glenda	Janice Udry
Here is Henri!	Edith Vacheron
Dodo Every Day	Ilse-Margret Vogel
Patch, a Baby Mink	Virginia Voight
Tom Thumb	William Wiesner
Morris and Boris	Bernard Wiseman
So You Shouldn't Waste a Rhinoceros	Nathan Zimelman
The New Friend	Charlotte Zolotow
William's Doll	Charlotte Zolotow

Suggested Books For Older Children (Third Grade Through Sixth)

Little Women	Louisa M. Alcott
The Black Cauldron	Lloyd Alexander
Book of Three	Lloyd Alexander
Mr. Popper's Penguins	Richard and Florence Atwater
Peter Pan	James M. Barrie

Th. Wizard of Oz	Frank L. Baum
Are You There God, It's Me Margaret	Judy Blume
It's Not the End of the World	Judy Blume
Tales of a Fourth Grade Nothing	Judy Blume
Paddington Books	Michael Bond
The Mouse and the Motorcycle	Beverly Cleary
Ramona the Pest	Beverly Cleary
The Dark Is Rising	Susan Cooper
Charlie and the Chocolate Factory	Roald Dahl
Danny: The Champion of the World	Roald Dahl
James and the Giant Peach	Roald Dahl
Hardy Boys Mysteries	Franklin W. Dixon
Black Stallion	Walter Farley
The Great Brain	John D. Fitzgerald
Harriet the Spy	Louise Fitzhugh
The Ghost on Saturday Night	Sid Fleischman
Cheaper by the Dozen	Frank Gilbreth
The Wind in the Willows	Kenneth Grahame
Smoky	Will James
Nancy Drew Mysteries	Carolyn Keene
Just So Stories	Rudyard Kipling
From the Mixed-Up Files of Mrs. Basil E. Frankweiler	E. L. Konigsburg
Rabbit Hill	Robert Lawson
A Wrinkle in Time	Madeleine L'Engle
Strawberry Girl	Lois Lensky
The Lion, The Witch and the Wardrobe	C. S. Lewis
When We Were Very Young	A. A. Milne
Ann of Green Gables	L. M. Montgomery
The Windows of Forever	John Morressy
Marshmallow	Clare T. Newberry
Mrs. Frisby and the Rats of Nimh	Robert C. O'Brien
Oxford Book of Children's Verse	Iona and Peter Opie
We Took to the Woods	Louise Rich
Mike's House	Julia L. Sauer
Two Little Savages	Ernest T. Seton
Black Beauty	Anna Sewell
Caps for Sale	Esphyr Slobodkina
Thirteen Clocks	James Thurber
Mary Poppins	Pamela Travers
Tom Sawyer	Mark Twain
Charlotte's Web	E. B. White
Herbert	Hazel Wilson