

DOCUMENT RESUME

ED 248 775

HE 017 640

AUTHOR Bennof, Richard J.
 TITLE Federal Support to Universities, Colleges, and Selected Nonprofit Institutions, Fiscal Year 1982. Final Report to the President and Congress.
 INSTITUTION National Science Foundation, Washington, D.C.
 REPORT NO NSF-84-315
 PUB DATE Mar 84.
 NOTE 243p.; For earlier report, see ED 237 329.
 AVAILABLE FROM National Science Foundation, 1800 G St., N.W. Washington, DC 20550.
 PUB TYPE Statistical Data (110)

EDRS PRICE MF01/PC10 Plus Postage.
 DESCRIPTORS Black Colleges; Colleges; Engineering; *Federal Aid; Financial Support; Geographic Distribution; ~~Government School Relationship~~; *Higher Education; Institutional Characteristics; Multicampus Colleges; National Surveys; *Nonprofit Organizations; *Research and Development; *Scientific Research; Trend Analysis; Universities

ABSTRACT

Data on fiscal year 1982 federal support to U.S. institutions of higher education are presented, along with a condensed narrative analysis. The 15 federal agencies represented account for an estimated 95 percent of total obligations to colleges and universities and virtually all support for science and engineering (S/E) research and development (R&D) at these institutions. Obligations shown for colleges and universities do not include funds obligated to federally-funded research and development centers (FFRDCs) administered by academic institutions; these obligations are presented separately, as are R&D obligations to independent nonprofit institutions and nonprofit-administered FFRDCs. The statistical tables cover: 1963-1982 trends in federal obligations, the geographic distribution of federal aid, 100 institutions ranked in order of amount received, aid recipients by institutional type, institutional listings by state, aid to historically black colleges, and aid to college and university systems. Data are also presented on obligations to academic institutions distributed according to highest-degree-granted categories of doctorate, master's, bachelor's, and no S/E degrees. Technical notes on the survey are included. (SW)

 * Reproductions supplied by EDRS are the best that can be made *
 * from the original document. *

a report to the president and congress

ED248775

federal support to universities, colleges, and selected nonprofit institutions fiscal year 1982

U.S. DEPARTMENT OF EDUCATION
NATIONAL INSTITUTE OF EDUCATION
EDUCATIONAL RESOURCES INFORMATION
CENTER (ERIC)

This document has been reproduced as received from the person or organization originating it
Minor changes have been made to improve reproduction quality

- Points of view or opinions stated in this document do not necessarily represent official NIE position or policy

PERMISSION TO REPRODUCE THIS MATERIAL HAS BEEN GRANTED BY

NSF

TO THE EDUCATIONAL RESOURCES INFORMATION CENTER (ERIC)



surveys of science
resources series
national science foundation

final report

NSF 84-315

HE 017640

related publications

	NSF No	Price		NSF No	Price
Science Resources Studies Highlights			S/E Personnel		
R&D Funds			Academic Science Engineering Scientists and Engineers, January 1983		
Non-Federal Funding for Academic R&D Activities Increased at Faster Pace Than Federal Funding in Fiscal Year 1982	84-307		84-309		
Federal Academic Obligations Increased by 13.7% in 1982, 3.5% in Real Dollars	84-305		Academic Science Engineering, Graduate Enrollment and Support, Fall 1982		
Real Growth in Federal R&D Funds Estimated at 12% in 1981, Largest Increase Since the Midsixties	84-302		84-306		
Defense and Economy Major Factors in 7% Real Growth in National R&D Expenditures in 1984	83-316		Reports		
S/E Personnel			R&D Funds		
Science and Engineering Employment in Academia Grew 3% in 1983	84-317		Federal Funds for Research and Development, Fiscal Years 1981, 1982, and 1983, Volume XXXI		
Graduate Science Engineering Enrollment Grew by 2% Between Fall 1981 and 1982 With Computer Sciences, Up 20%, Leading Growth	84-313		83-320		\$2.50
Detailed Statistical Tables			1990 R&D Funding Projections		
R&D Funds			82-315		\$3.50
Academic Science Engineering R&D Funds, Fiscal Year 1982	84-308		R&D Activities of Independent Nonprofit Institutions, 1973		
Federal Funds for Research and Development, Fiscal Years 1982, 1983, and 1984, Volume XXXII	83-319		75-305		\$1.90
			S/E Personnel		
			Employment Patterns of Academic Scientists and Engineers, 1973-78		
			80-314		\$1.75
			Composite		
			Academic Science, 1972-83, R&D Funds, Scientists and Engineers, Graduate Enrollment and Support		
			84-322		In press
			National Patterns of Science and Technology Resources, 1984		
			84-311		In press
			Science and Engineering Personnel: A National Overview		
			82-318		\$5.00

Availability of Publications

Those publications marked with a price should be obtained directly from the Superintendent of Documents, U.S. Government Printing Office 20540. Where no price is listed, single copies may be obtained gratis from the National Science Foundation, Washington, D.C. 20550.

(See inside back cover for Other Science Resources Publications.)

letter of transmittal

Washington, D.C.

DEAR MR. PRESIDENT:

I have the honor to transmit to you the statistical report *Federal Support to Universities, Colleges, and Selected Nonprofit Institutions, Fiscal Year 1982*, in accordance with the National Science Foundation Act of 1950, as amended.

A condensed analytical section on the survey findings is included with the detailed statistical tables to enhance the utility of the data.

Sincerely,
Edward A. Knapp
Director
National Science Foundation

The Honorable
The President of the United States

Identical letters have been sent to:
The President of the Senate
The Speaker of the House of Representatives

foreword

The National Science Foundation is required by legislative mandate to "... initiate and maintain a program for the determination of the total amount of money for scientific research, including money for the construction of facilities, wherein such research is conducted, received by each educational institution and appropriate nonprofit organization in the United States, by grant, contract, or other arrangement from agencies of the Federal Government, and to report annually thereon to the President and Congress." To fulfill this requirement, the Foundation assumed responsibility for the data system originally designed by the Committee on Academic Science and Engineering (CASE) of the Federal Council on Science and Technology. The Foundation annually collects statistical data from the 15 Federal agencies that accounted for an estimated 95 percent of total obligations (for both science and engineering (S/E) and non-science/engineering (non-S/E) activities) to academic institutions and for virtually all support for S/E research and development at these institutions. This report is the seventeenth in a series providing data on Federal obligations to universities and colleges. Data on research and development (R&D) funding to nonprofit institutions were added in 1968.

Institutions of higher education, the major source of the Nation's scientists and engineers, perform about one-half of the Nation's basic research. Therefore the level, distribution, and characteristics of Federal academic support are of much interest to officials at Federal, State, and local levels and in nongovernmental sectors. Academic administrators depend on these data for information on an institution's progress over time and for comparisons with other institutions. Historically, this survey system has been the sole source of data on Federal funding to individual institutions for both S/E and non-S/E activities.

We thank the responsible staff members of the participating agencies for their continued cooperation and for their constant efforts at enhancing the quality and timeliness of their data submissions.

Edward A. Knapp
Director
National Science Foundation

March 1984

acknowledgments

This report was prepared by Richard J. Benbow of the Universities and Nonprofit Institutions Studies Group in the Division of Science Resources Studies. The survey and the preparation of the report were supervised by Penny D. Foster, Study Director. William L. Stewart, Head, R&D Economic Studies Section, and Charles E. Falk, Division Director, provided special guidance. Statistical assistance was provided by Deborah A. Collins.

contents

	Page
General Notes	viii
Parts:	
I. Universities and Colleges	1
II. University-Administered FFRDC's	21
III. Independent Nonprofit Institutions and Nonprofit-Administered FFRDC's	27
Appendixes:	
A. Technical Notes	35
B. Detailed Statistical Tables	40

general notes

The figures shown in the tables of this report represent all Federal support to institutions of higher education in the United States. This support is provided by 15 Federal agencies in the form of an estimated 95 percent of total obligations to universities and colleges and virtually all funding for science and engineering (S/E) research and development at such institutions. These agencies, which submitted the fiscal year (FY) 1982 data shown in this report, are listed here by the acronyms and abbreviated references under which the data are reported:

AID—Agency for International Development
Commerce—Department of Commerce
DOD—Department of Defense
DOT—Department of Transportation
Education—Department of Education
EPA—Environmental Protection Agency
DOE—Department of Energy
HHS—Department of Health and Human Services
 ADAMHA—Alcohol, Drug Abuse, and Mental Health
 Administration
CDC—Center for Disease Control
FDA—Food and Drug Administration
HRA—Health and Resources Administration
HSA—Health Services Administration
NIH—National Institutes of Health
HUD—Department of Housing and Urban Development
Interior—Department of the Interior
Labor—Department of Labor
NASA—National Aeronautics and Space Administration
NRC—Nuclear Regulatory Commission
NSF—National Science Foundation
USDA—Department of Agriculture

Other abbreviations used throughout this report are as follows:

FFRDC's—federally funded research and development centers
FY—fiscal year
Non-S/E—non-science/engineering
R&D—research and development
S/E—science/engineering
SEOG's—Supplemental Educational Opportunity Grants

Obligations differ from expenditures in that funds allocated by Federal agencies during one fiscal year may be spent by the recipient institution either partially or entirely during one or

more subsequent years. Obligations shown for universities and colleges do not include funds obligated to federally funded research and development centers (FFRDC's) administered by academic institutions. Academic S/E obligations to these organizations are presented separately, as are R&D obligations to independent nonprofit institutions and nonprofit-administered FFRDC's (parts II and III and tables B-44 through B-54).

Totals also exclude loans to individuals, such as those made through federally guaranteed student loan programs sponsored by the Office of Education (OE); agency support of Federal employee training and development activities; and funds allocated to State agencies, even though the final recipient of such funds is known to be an academic institution. Tuition support provided through such means as Pell grants and Supplemental Educational Opportunity Grants (SEOG's) are included in these figures.

Unless constant (or real) dollars are specified, data shown in this report are in current dollars. When constant-dollar figures are discussed, they are adjusted to 1972 levels and are converted to a fiscal year basis, using the annual gross national product (GNP) implicit price deflator prepared by the Department of Commerce as of January 1984.

Data shown in the text or tabulations may not add to the totals or subtotals because of rounding.

Requests for additional information concerning survey results and for data tapes for the FY 1982 and prior survey years should be directed to Richard J. Bennof at the following address:

Universities and Nonprofit Institutions
Studies Group
Division of Science Resources Studies
Room L-602
National Science Foundation
Washington, D.C. 20550
(202) 634-4673

To obtain accurate historical data, use only the current-year's tables (covering FY 1982) and not data published earlier. Data presented in trend tables are assembled from the most recently completed survey cycle. Since prior-year data are reviewed for consistency with current-year responses and, when necessary, revised in consultation with institutional respondents, references to prior-year data should be restricted to this document.

U

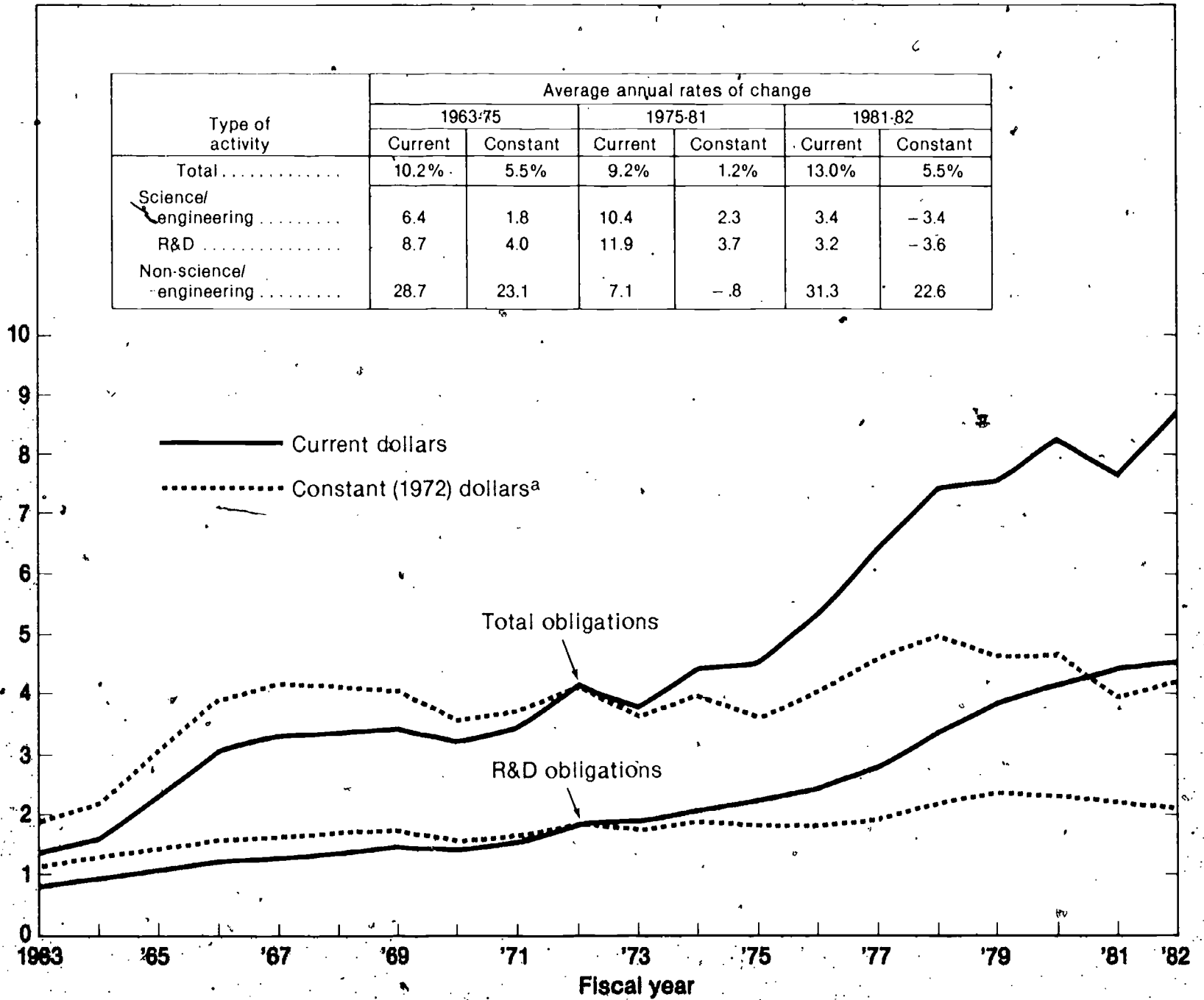
part I

universities and colleges

FEDERAL SUPPORT OF ACADEMIC INSTITUTIONS

Chart 1. Federal obligations to universities and colleges by type of activity

Dollars in billions



*Based on GNP implicit price deflator.
SOURCE: National Science Foundation

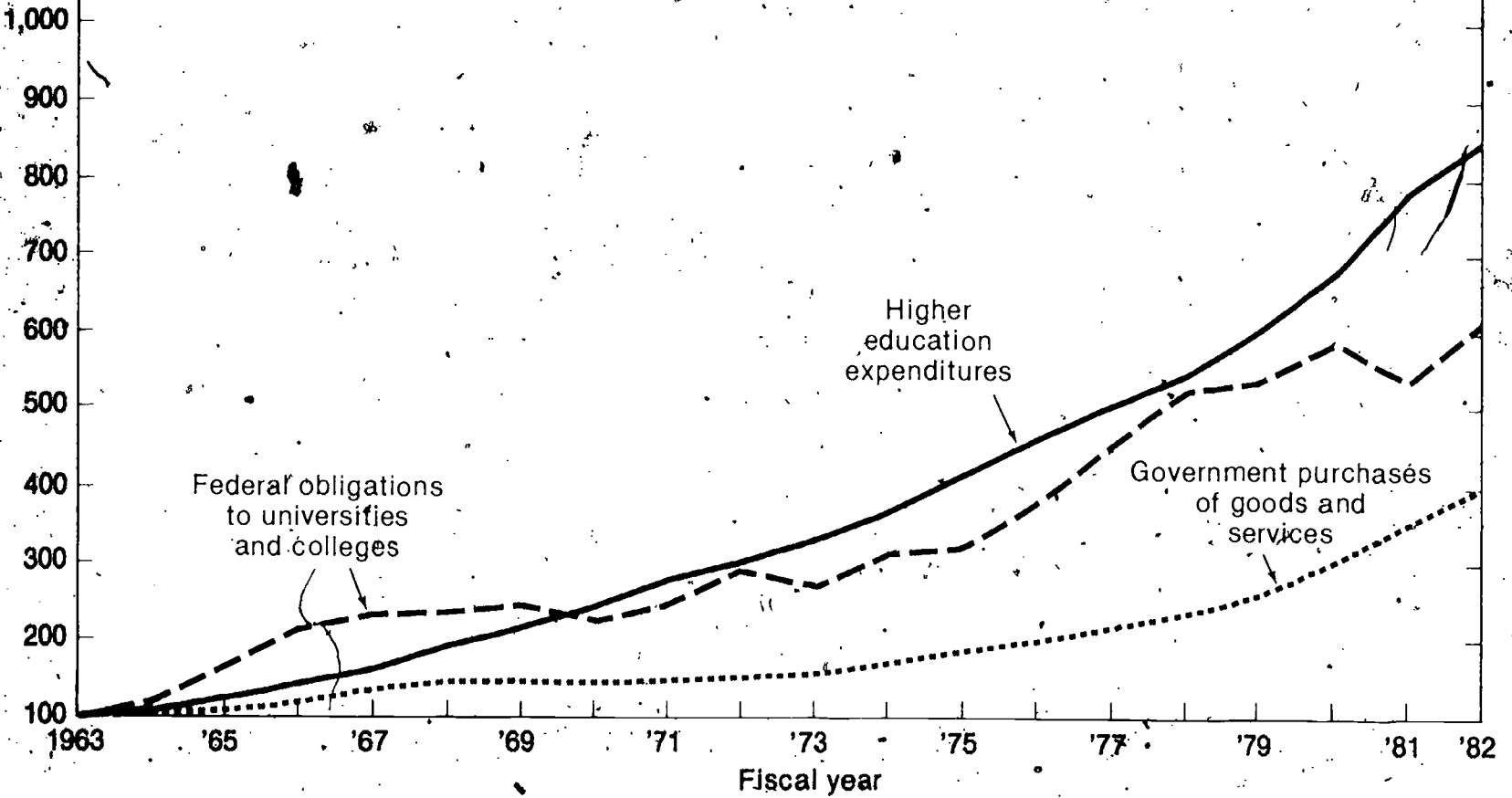
- Federal obligations to academic institutions for both S/E and non-S/E programs increased by 13 percent (5 percent when discounted for inflation) between FY 1981 and FY 1982 to a new high of \$8.7 billion. Most of the growth was attributable to a 31-percent increase in support of non-S/E activities, up from \$2.6 billion in 1981 to \$3.5 billion in 1982, largely for direct support of students by the Department of Education through Pell grants and SEOG's. During the 1975-81 period, Federal support grew at an average annual rate of 9 percent (1 percent in constant dollars), mostly because of the emphasis on academic R&D programs.

FEDERAL SUPPORT OF ACADEMIC INSTITUTIONS

Chart 2. Index of Federal obligations to universities and colleges compared with other economic indicators

Index: 1963=100

Economic indicator	Average annual rates of change		
	1963-75	1975-81	1981-82
Government purchases of goods and services	5.5%	11.0%	12.9%
Expenditures by higher education institutions	12.6	11.1	8.3
Federal obligations to universities and colleges	10.2	9.2	13.0



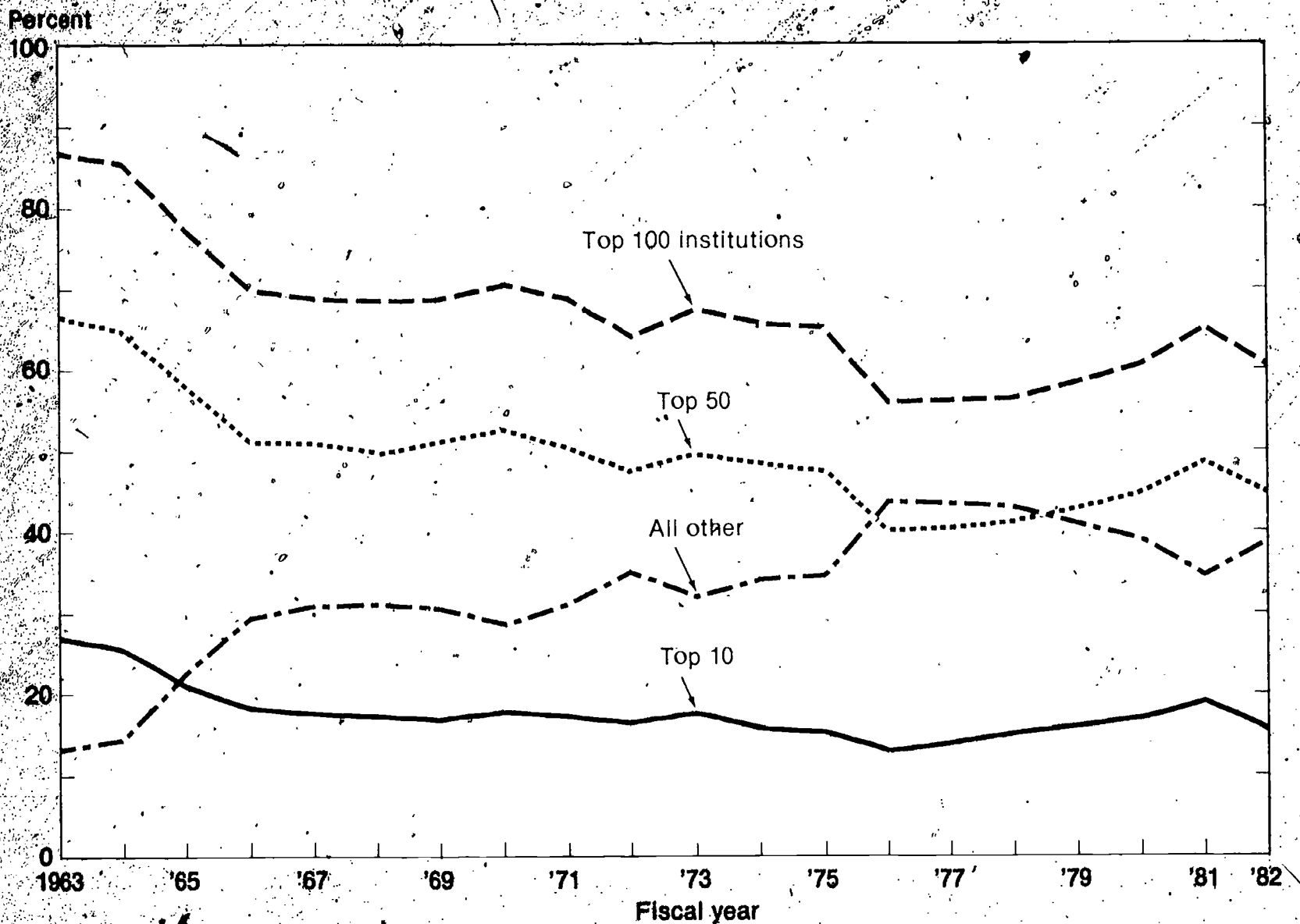
SOURCES: Department of Education, Department of Commerce, and National Science Foundation

- The growth in Federal academic obligations from 1981 to 1982 matched the increase in Federal purchases of goods and services and outpaced the 8-percent rise in all higher education expenditures. All three of these variables rose during the preceding six years at about the same yearly rate, with higher education expenditures and Government purchases (both up by 11 percent) slightly outpacing Federal support to universities and colleges (up by 9 percent).¹

¹Department of Education, *Projections of Education Statistics to 1990-91*, Vol. 1 (Washington, D.C., March 1982), p.102 (table 25, col. 7) and p. 105 (table 26, col. 7); and Department of Commerce, *Survey of Current Business* (Washington, D.C., July 1983).

FEDERAL SUPPORT OF ACADEMIC INSTITUTIONS

Chart 3. Concentration of Federal obligations to universities and colleges

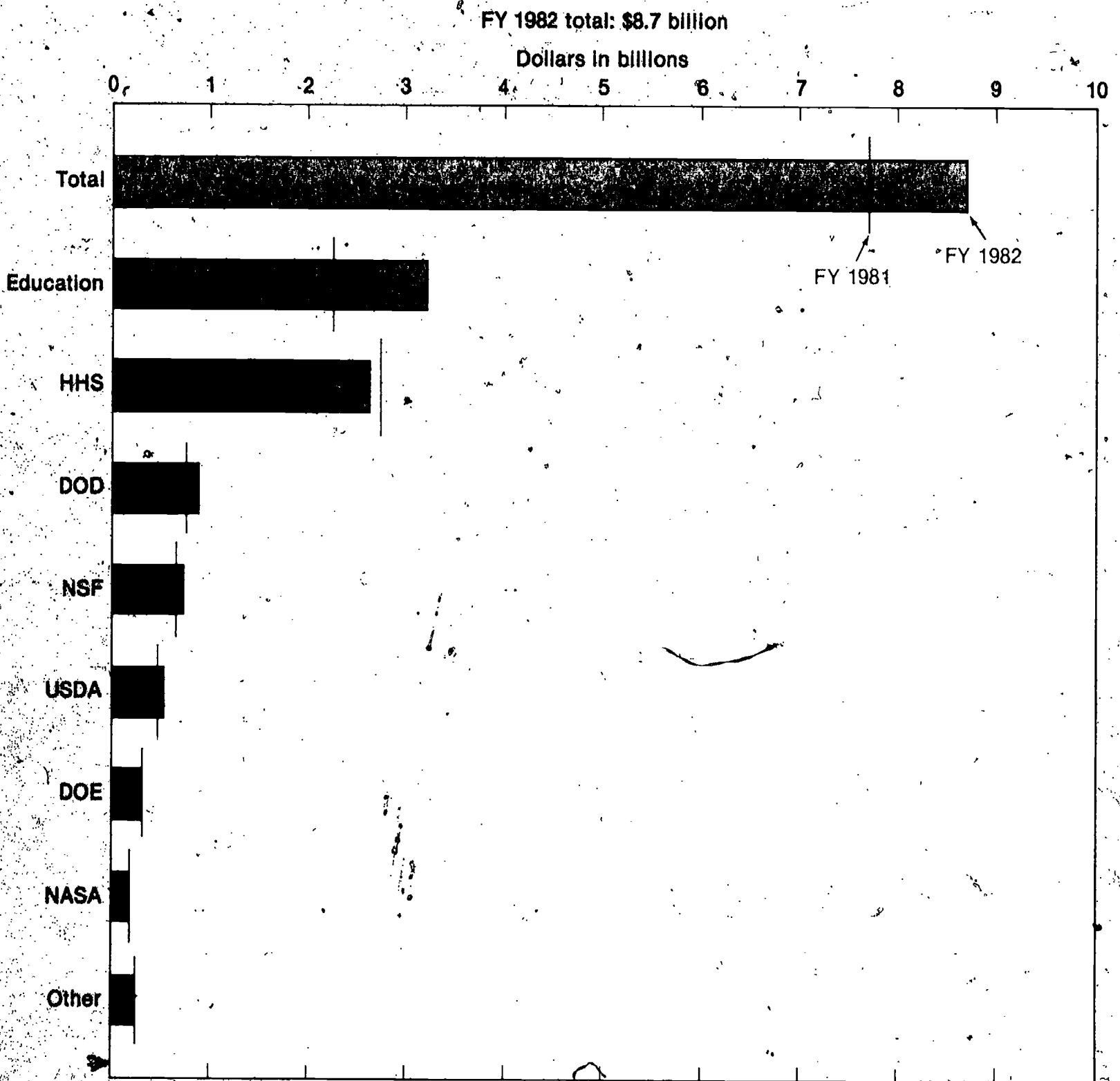


SOURCE: National Science Foundation

• The leading 100 recipients of all Federal academic support in 1982 accounted for 61 percent of the total, down from 65 percent in 1981. This change in the concentration of Federal funds resulted from the large growth in funding for non-S/E activities between 1981 and 1982, support that is more widely distributed among all types of institutions than is academic S/E support. Many academic institutions below the leading 100 received most, if not all, of their Federal support for non-S/E programs. In 1982, for example, funds for non-S/E activities represented 40 percent of the total, but only 28 percent of this form of support was concentrated among the top 100 recipients of Federal funds compared to 83 percent of all academic S/E funds. In 1963, when non-S/E funds constituted only 6 percent of the total obligations, the leading 100 universities received 76 percent of all non-S/E support and 87 percent of all academic S/E funds. The increase in non-S/E funding over the years has also affected on the concentration of funds among the top 10 institutions, which accounted for 17 percent of all the Federal academic support in 1982, down from 27 percent in 1963.

FEDERAL SUPPORT OF ACADEMIC INSTITUTIONS

Chart 4. Federal obligations to universities and colleges by agency



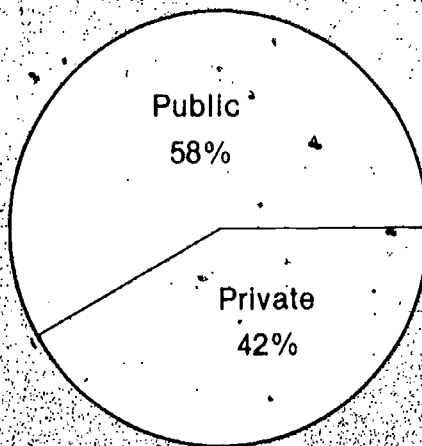
SOURCE: National Science Foundation

- Education and HHS continued to provide about two-thirds of the total of all Federal academic support, with Education the source of nearly all of the 1981-82 growth. Six of the 15 surveyed agencies increased their support to higher education from 1981 to 1982 and 5 agencies exceeded the year's 7-percent national inflation rate.

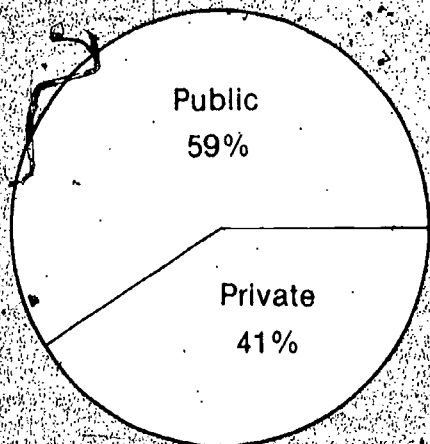
FEDERAL SUPPORT OF ACADEMIC INSTITUTIONS

Chart 5. Federal obligations to universities and colleges by type of institutional control: FY 1982

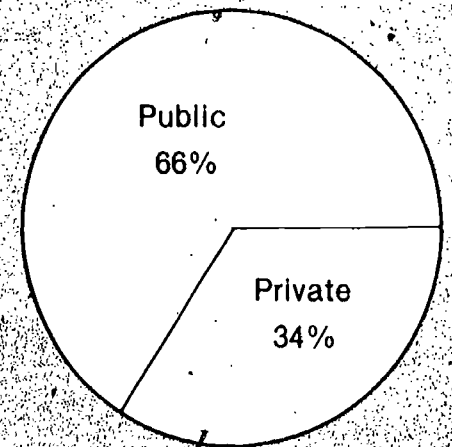
All Institutions: 2,803



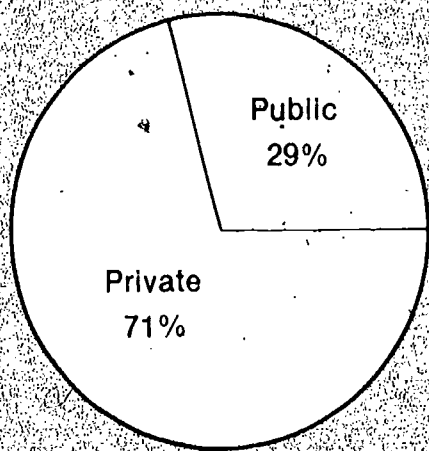
Doctorates: 353



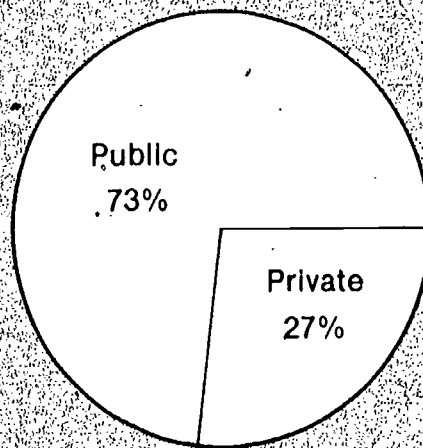
Master's: 311



Bachelor's: 817



No science/engineering degree: 1,322

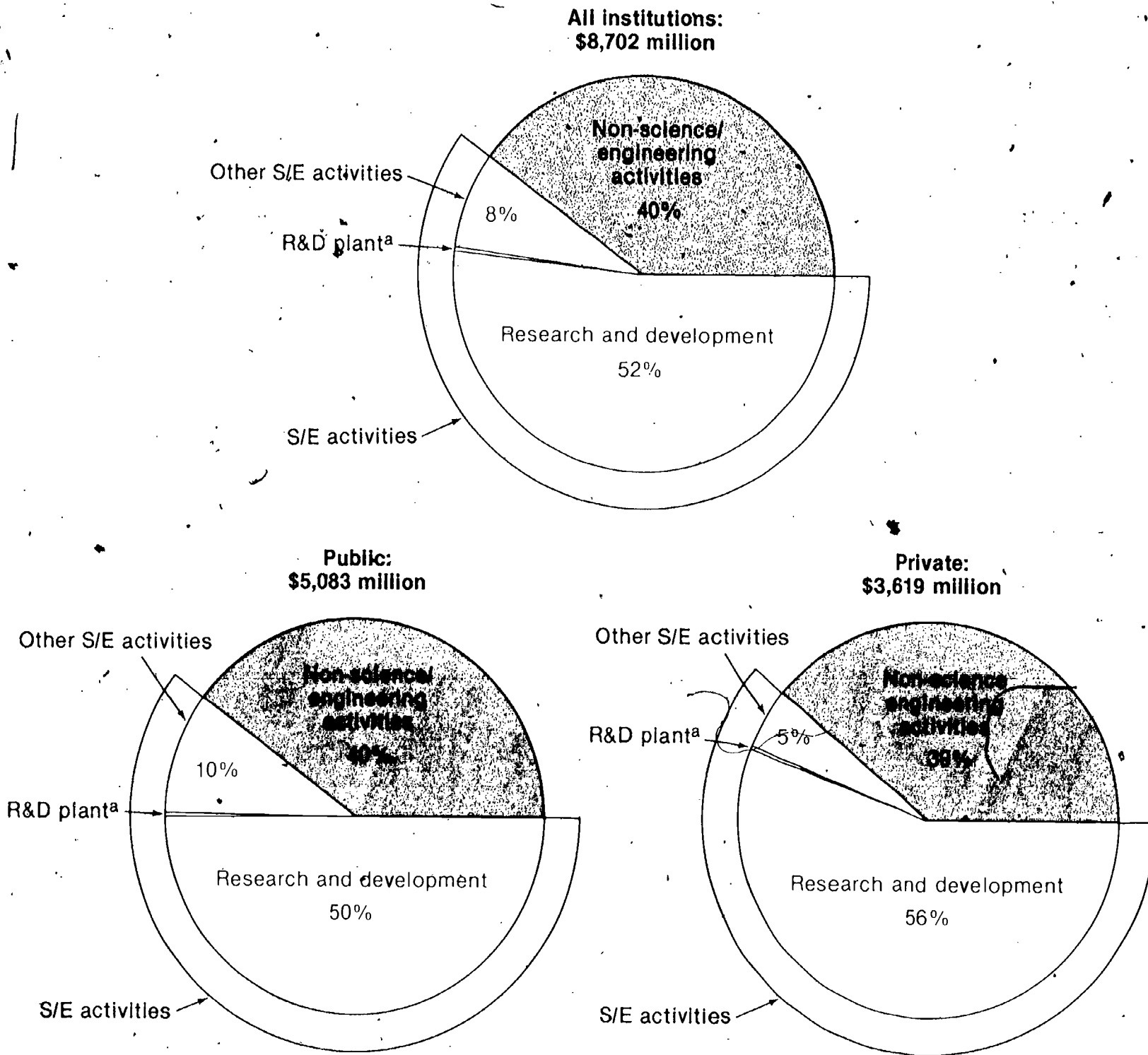


SOURCE: National Science Foundation

• The number of privately controlled institutions continued to grow in 1982 (1,504 compared to 1,393 in 1981). Nearly all of this increase was in the number of institutions that do not award S/E degrees. Public institutions (1,299) remained recipients of nearly three-fifths of all Federal academic support. Public doctorate-granting institutions received three-fourths of all Federal academic support to all public institutions, the same relative share held by privately controlled doctorates. Over nine-tenths of all Federal obligations to both privately and publicly controlled nondoctorate institutions were for non-S/E activities, mostly from Education.

FEDERAL SUPPORT OF ACADEMIC INSTITUTIONS

Chart 6. Federal obligations to universities and colleges by type of activity and institutional control: FY 1982



^aLess than 0.5 percent.

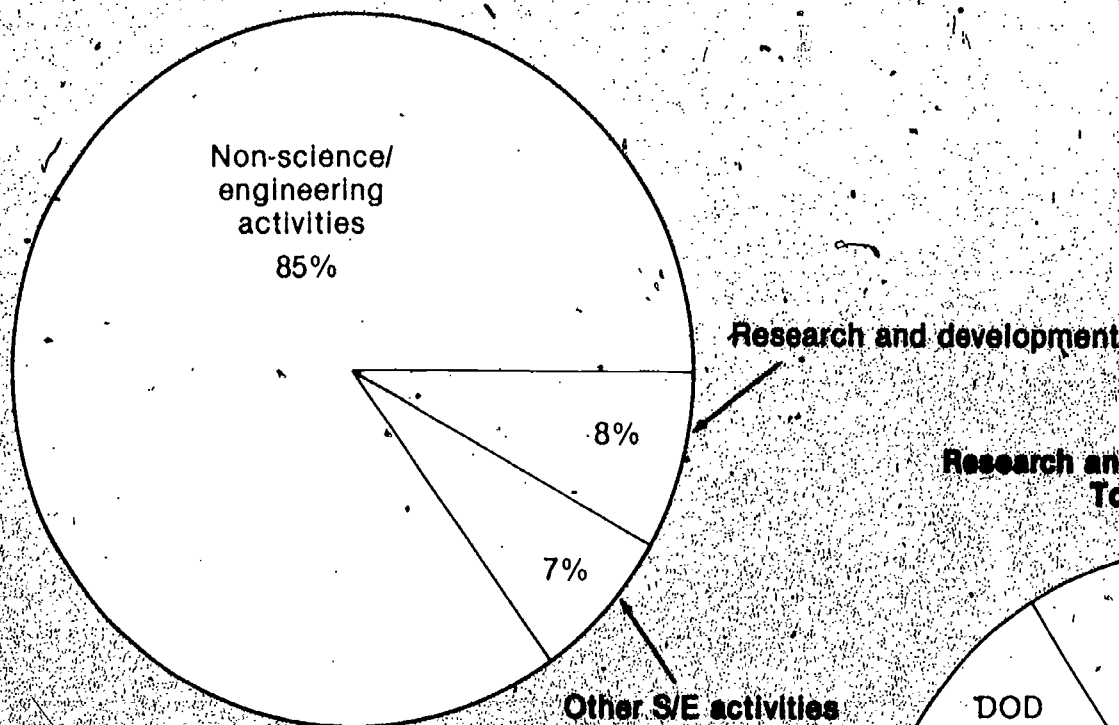
SOURCE: National Science Foundation

- The distribution of Federal academic support among types of activities in publicly and privately controlled institutions differed very little: about one-half was obligated for R&D programs and about two-fifths for non-S/E activities.

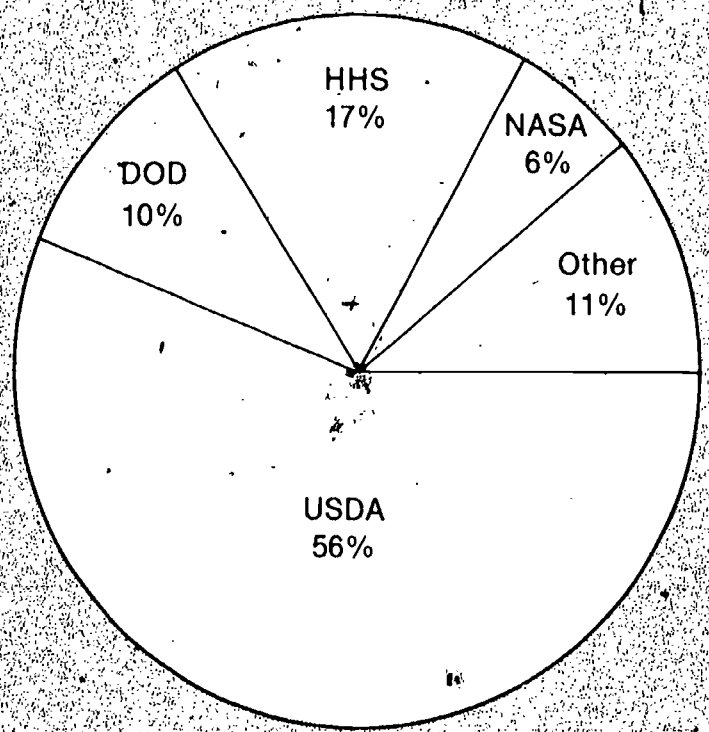
FEDERAL SUPPORT OF ACADEMIC INSTITUTIONS

Chart 8. Federal obligations to historically black colleges by type of activity: FY 1982

Total obligations: \$515 million



**Research and development by agency
Total: \$40 million**



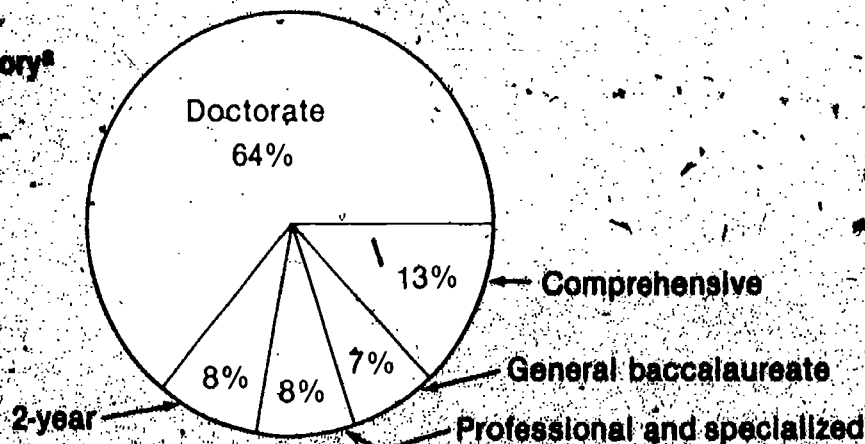
SOURCE: National Science Foundation

• In 1982, \$6 of every \$7 of the \$515 million in Federal obligations to historically black colleges (HBC's) was for non-S/E programs, mostly Pell grants and SEOG's from Education. The USDA was the source of over one-half of all R&D support to HBC's, largely for agriculture and biology projects. Most of the R&D support from HHS to HBC's went to Howard University, and for programs related to biology and medicine. As in 1981, Howard University received over one-third of the \$515 million obligated to all HBC's and nearly two-fifths of all non-S/E funds to these institutions. Total Federal support to HBC's grew by 22 percent in 1982, in contrast to a 3-percent decline from 1980 to 1981 when Federal non-S/E support declined.

FEDERAL SUPPORT OF ACADEMIC INSTITUTIONS

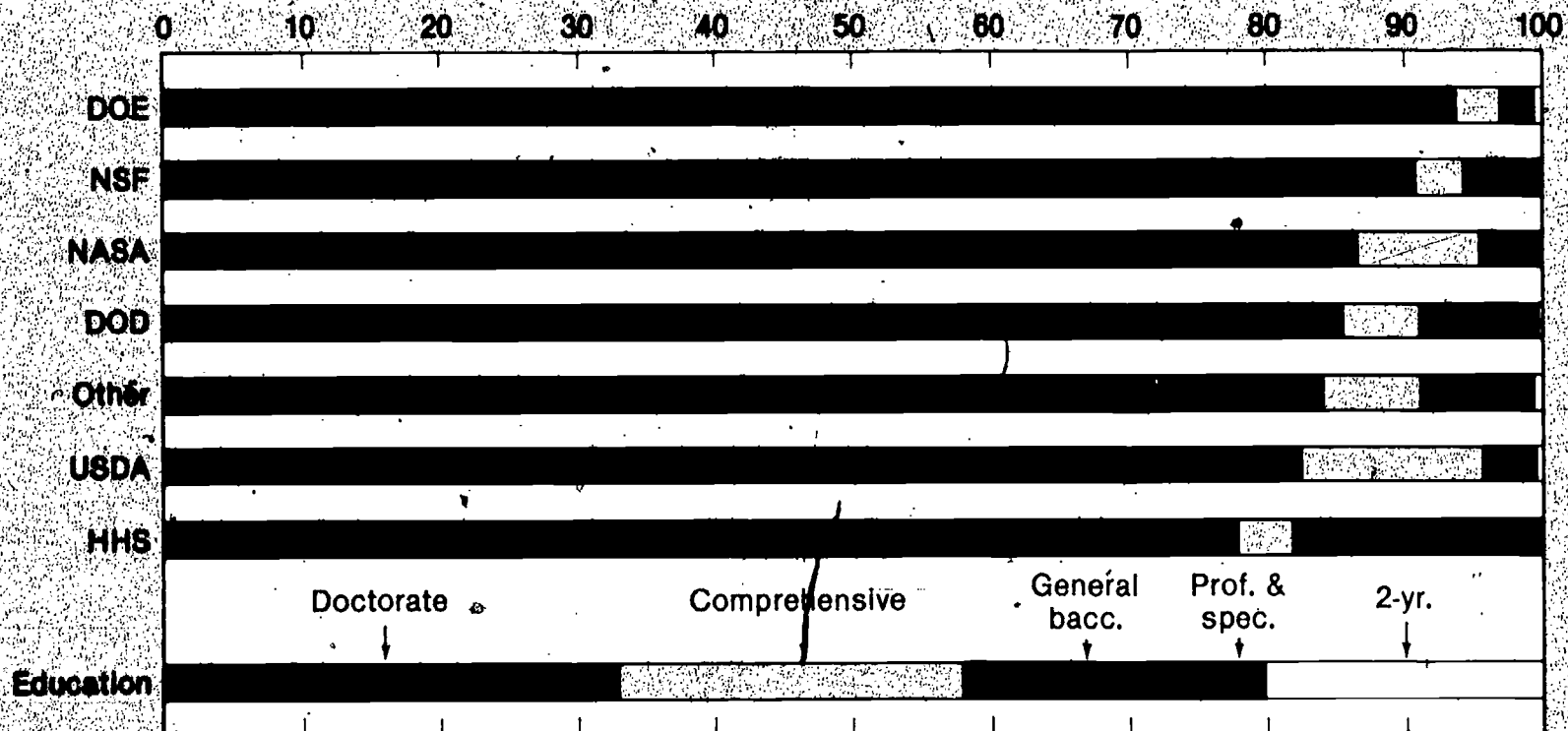
Chart 9. Federal obligations to universities and colleges by category of institution and agency: FY 1982

By NCES category*



By agency and NCES category

Percent of total

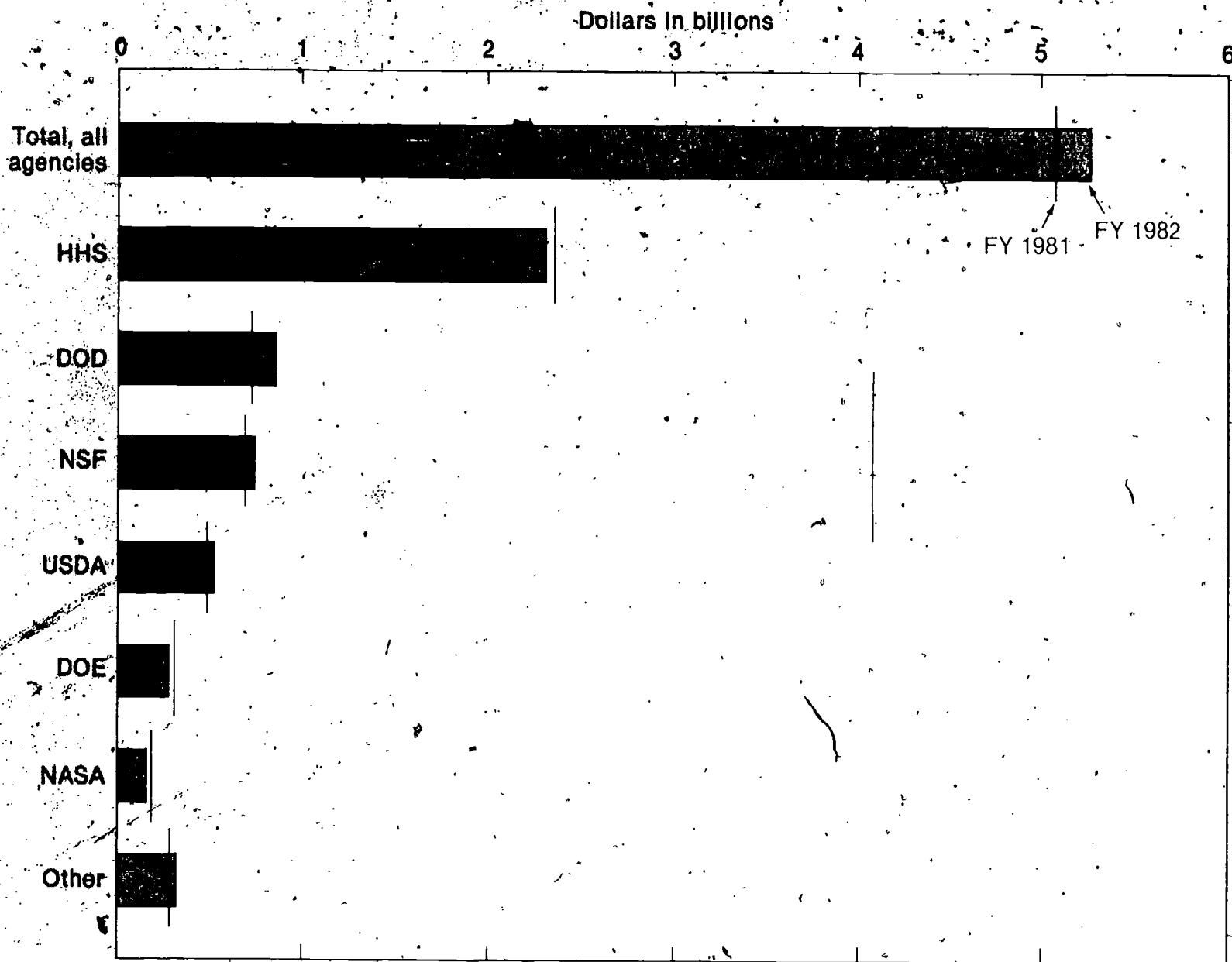


*Based on NCES Classification of Institutions of Higher Education.
SOURCE: National Science Foundation

• In 1982, nearly two-thirds of Federal obligations for all purposes was awarded to "doctorate-granting institutions," as defined by NCES. The remainder was divided fairly evenly among universities and colleges categorized as "comprehensive," "general baccalaureate," "professional and specialized," and "2-year." [See technical notes for definitions of these NCES classifications.] Each of the largest funding agencies, other than Education, awarded three-fourths or more of its obligations to "doctorate-granting institutions." Education funded one-third of its awards to "doctorate-granting institutions" and one-fourth to "comprehensive institutions." Two-thirds of all support to "professional and specialized" institutions went to medical schools, funded largely by HHS.

FEDERAL S/E SUPPORT

Chart 10. Federal obligations to universities and colleges for science/engineering activities by agency




SOURCE: National Science Foundation

- Federal obligations for academic S/E programs increased by 3 percent in 1982 to a new high of \$5.2 billion; in real terms, however, support for these programs fell for the third consecutive year, this time by over 3 percent. Six of the 15 Federal agencies increased their support of academic S/E activities in 1982 (compared to 10 agencies in 1981), but only 5 agencies reported funding that exceeded the 7-percent national inflation rate. HHS, supplier of over two-fifths of academic S/E support, reported its first current-dollar decline (1 percent) in 7 years, or 8 percent in real terms — the third consecutive year of real-dollar declines for that agency. DOD, the second largest S/E supporter, reported a large real-dollar funding growth (12 percent) for the second successive year. Academic S/E programs in 1982 represented 60 percent of total Federal academic obligations, down from a high of 94 percent in 1963.

FEDERAL R&D SUPPORT

Chart 11. Federal R&D obligations to universities and colleges by agency



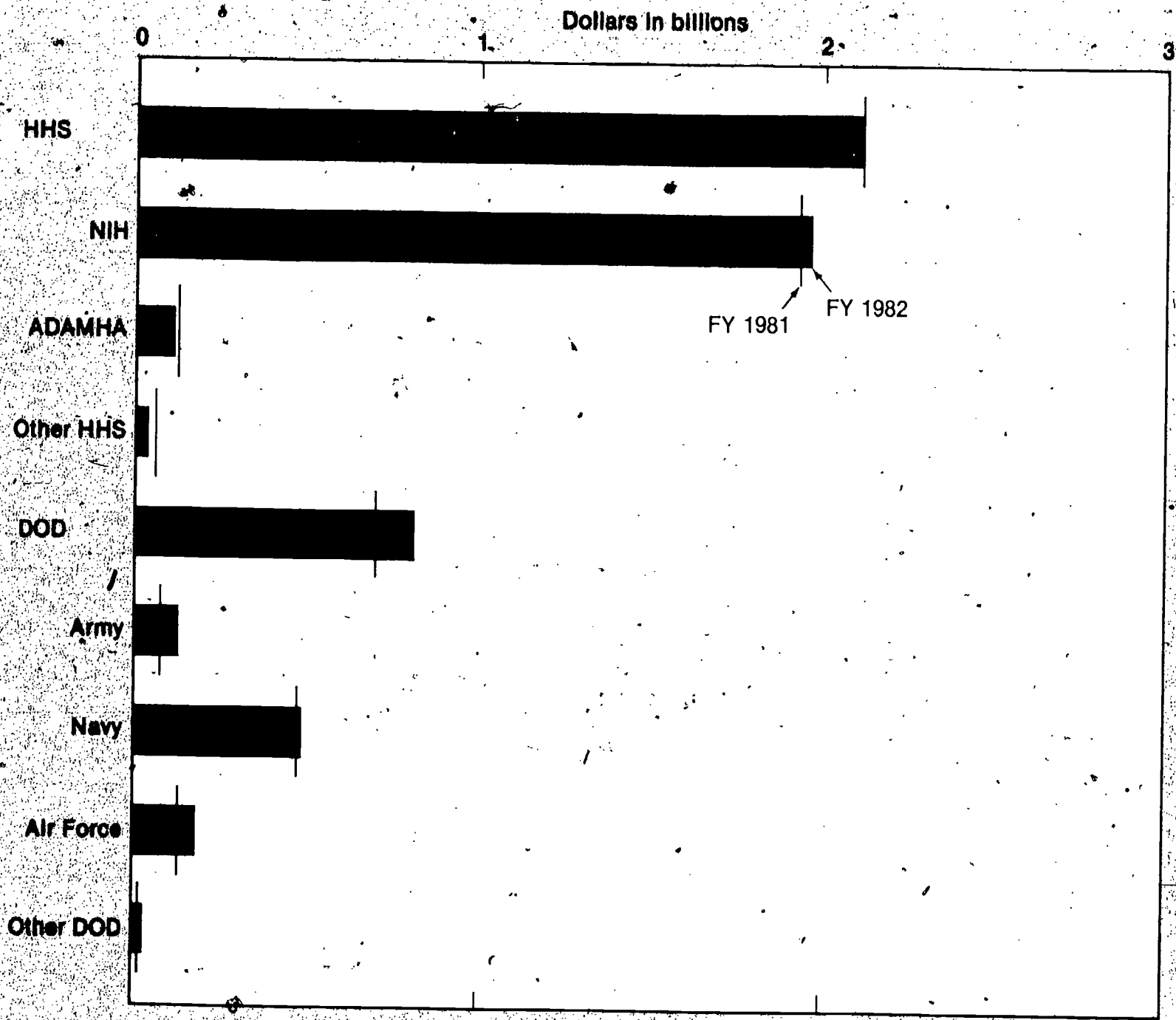
SOURCE: National Science Foundation

• Federal R&D obligations to universities and colleges in 1982 totaled \$4.6 billion, a 3-percent increase over the 1981 level. In real terms, though, academic R&D support fell for the third consecutive year, this time by 4 percent. From 1982 to 1984, however, Federal academic R&D funding is expected to exceed inflation by almost 3 percent.¹ DOD, HHS, and NSF, suppliers of nearly four-fifths of all Federal academic research and development, will account for nearly all of the projected 1982-84 growth. From 1982 to 1984, DOD is expected to rise in real terms by an annual average of 9 percent, NSF by 8 percent, and HHS by 2 percent. DOD increased its academic R&D support by 16 percent in 1982 (8 percent in real dollars) and accounted for about four-fifths of the net 1981-82 growth. The 14 civilian agencies surveyed accounted for an increase of less than 1 percent for academic R&D programs in 1982 (a 6-percent decline in real dollars). Historically, about one-half of Federal academic R&D funding has been for basic research, and this concentration is projected to increase to more than three-fifths by 1984.

¹National Science Foundation, *Federal Funds for Research and Development, Fiscal Years 1982, 1983, and 1984, Volume XXXII (Detailed Statistical Tables)* (NSF 83-319) (Washington, D.C., 1983), tables C-1 and C-7 to C-9.

FEDERAL R&D SUPPORT

Chart 12. HHS and DOD obligations for research and development to universities and colleges by subagency



SOURCE: National Science Foundation

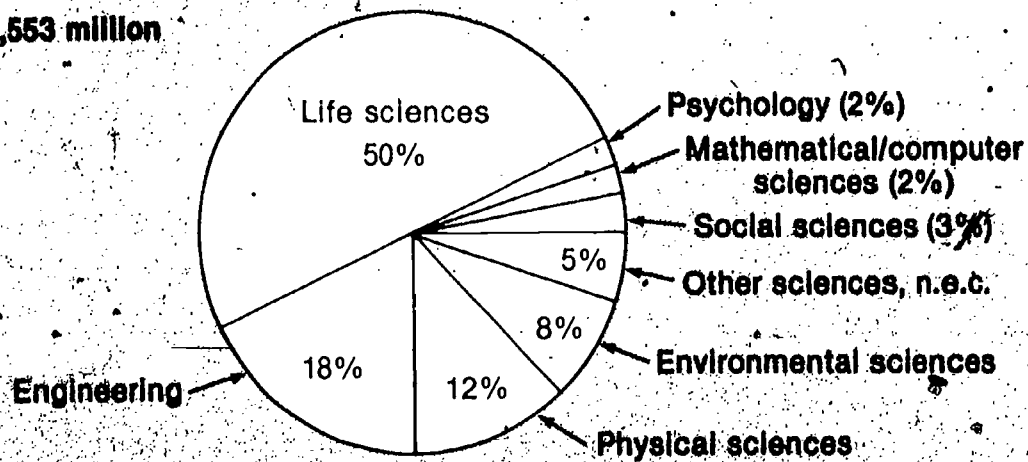
- HHS, the source of nearly one-half of all academic R&D support, decreased its awards in both current (about one-tenth of 1 percent) and real (7 percent) dollars. NIH represented over nine-tenths of HHS's \$2.1 billion total for academic R&D programs. NIH primarily supports programs in the biological and medical sciences and is scheduled to provide over nine-tenths of HHS's 1982-84 academic R&D growth.¹ Departments of the Army and Air Force supported virtually all of DOD's 16-percent rise in academic R&D funds, mostly for engineering projects.

¹National Science Foundation, *Federal Funds for Research and Development*, op. cit., tables C-7 to C-9.

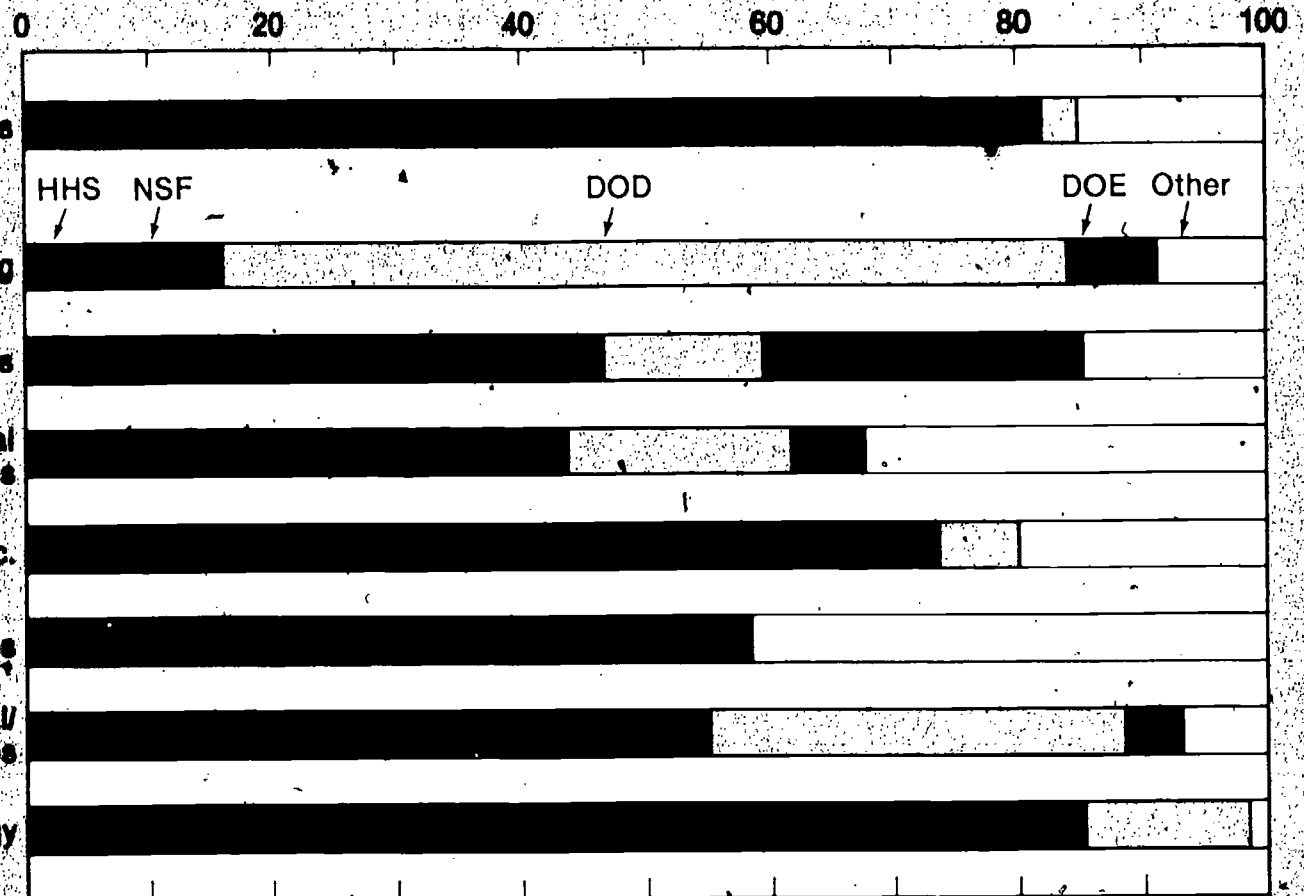
FEDERAL R&D SUPPORT

Chart 13. Federal R&D obligations to universities and colleges by science/engineering field: FY 1982

Total: \$4,553 million



Percent of total

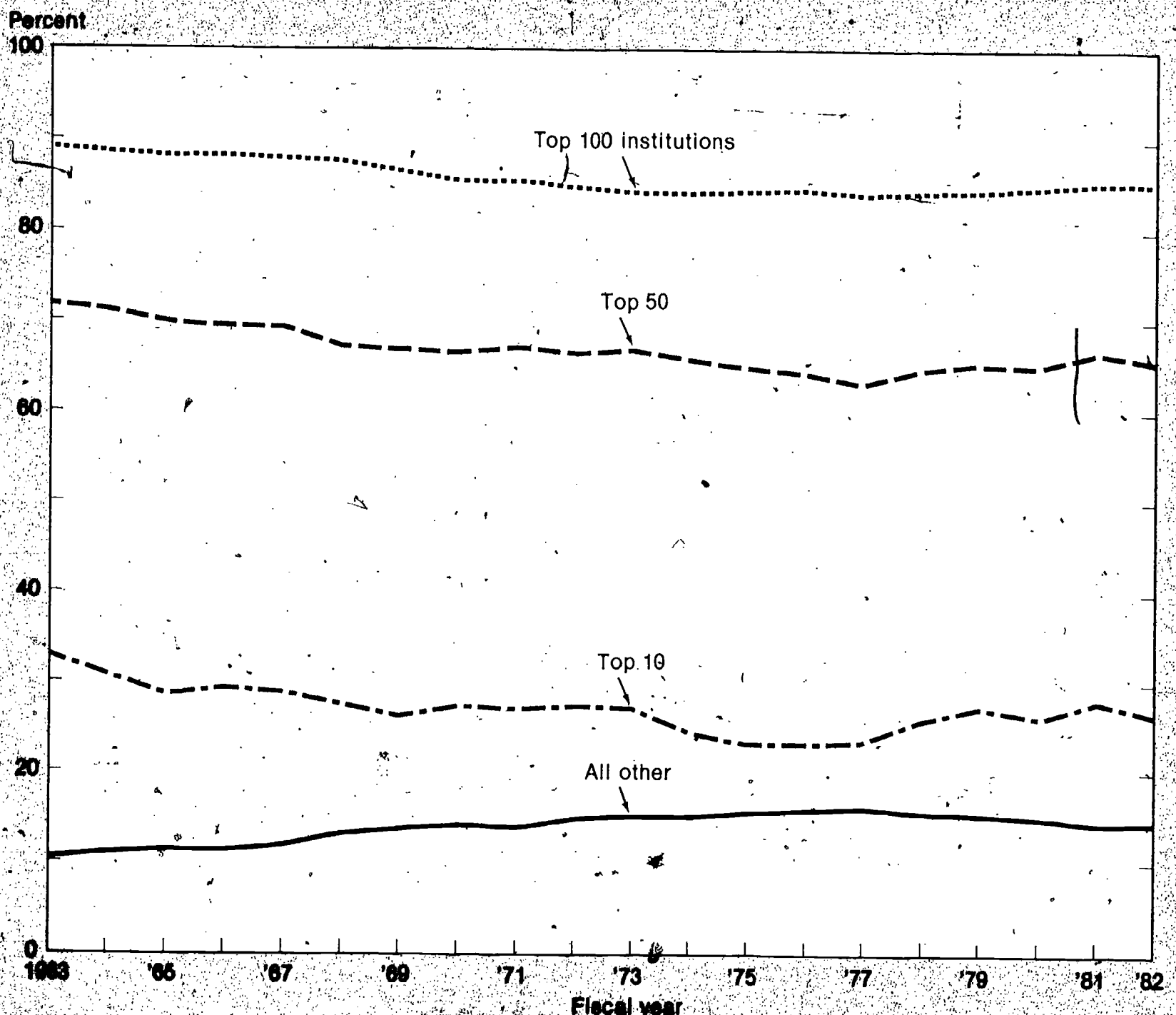


SOURCE: National Science Foundation

• The life sciences accounted for one-half of Federal academic R&D obligations in 1982, mostly from NIH. Engineering programs, one-sixth of the total, were mostly funded by DOD. Most of the funding for the physical sciences was from NSF and DOE. NSF also funded about one-half of all support for projects in the mathematical and computer sciences, and HHS supplied over three-fourths of all psychology funds.

FEDERAL R&D SUPPORT

Chart 14. Concentration of Federal R&D obligations to universities and colleges

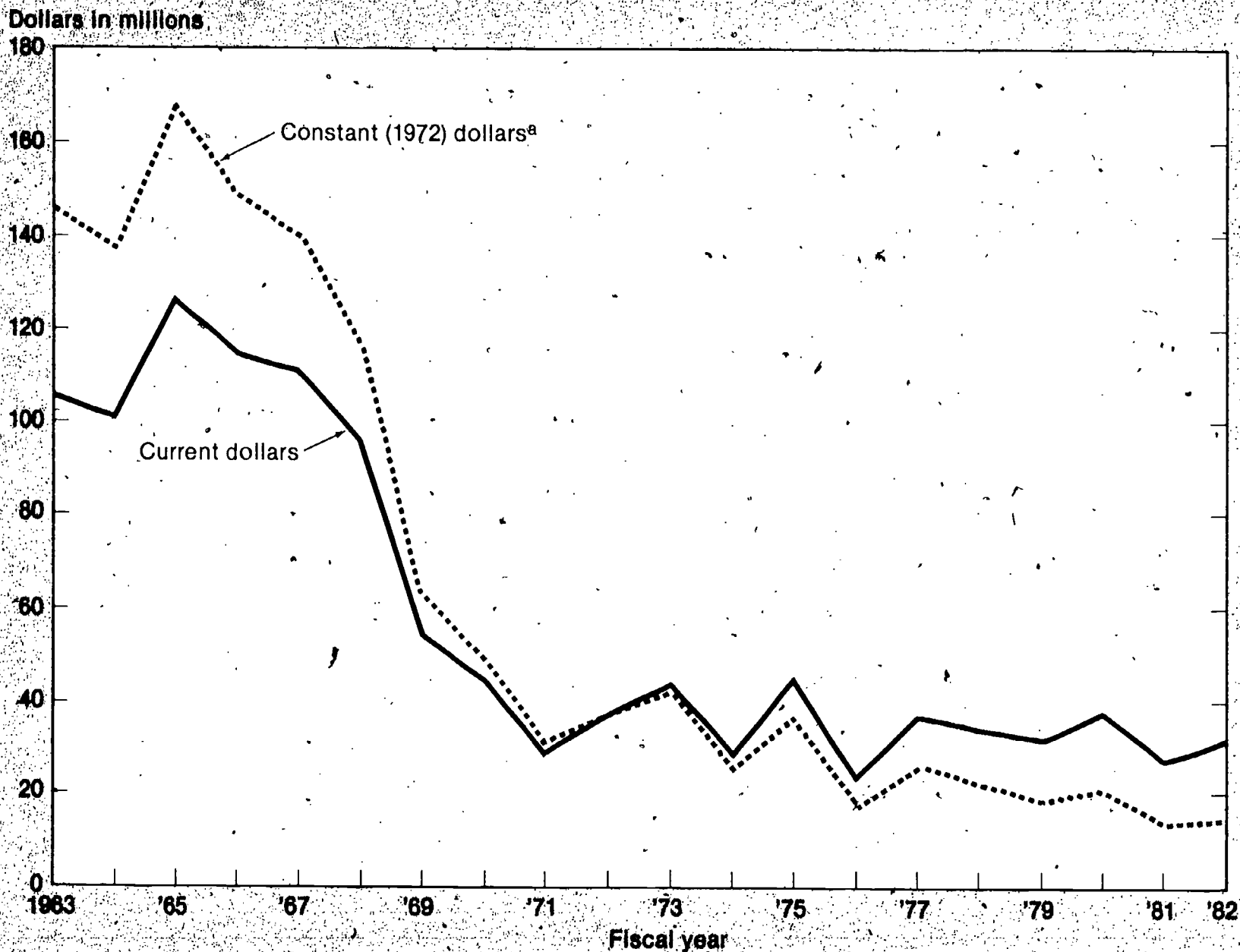


Source: National Science Foundation

• The concentration of all Federal R&D obligations among the leading academic recipients has varied little over time. In 1982, the leading 100 performers of the 592 academic recipients of Federal R&D support (excluding 27 systems offices) received 85 percent of the total. Historically, at least five-sixths of academic R&D support has been concentrated within the leading 100 academic R&D performers. When the survey series began in 1963, they received nine-tenths of the total. About one-half of all academic R&D performers in 1982 were doctorate-granting institutions, and they received virtually all of the Federal R&D support.

FEDERAL R&D PLANT SUPPORT

Chart 15. Federal obligations to universities and colleges for R&D plant

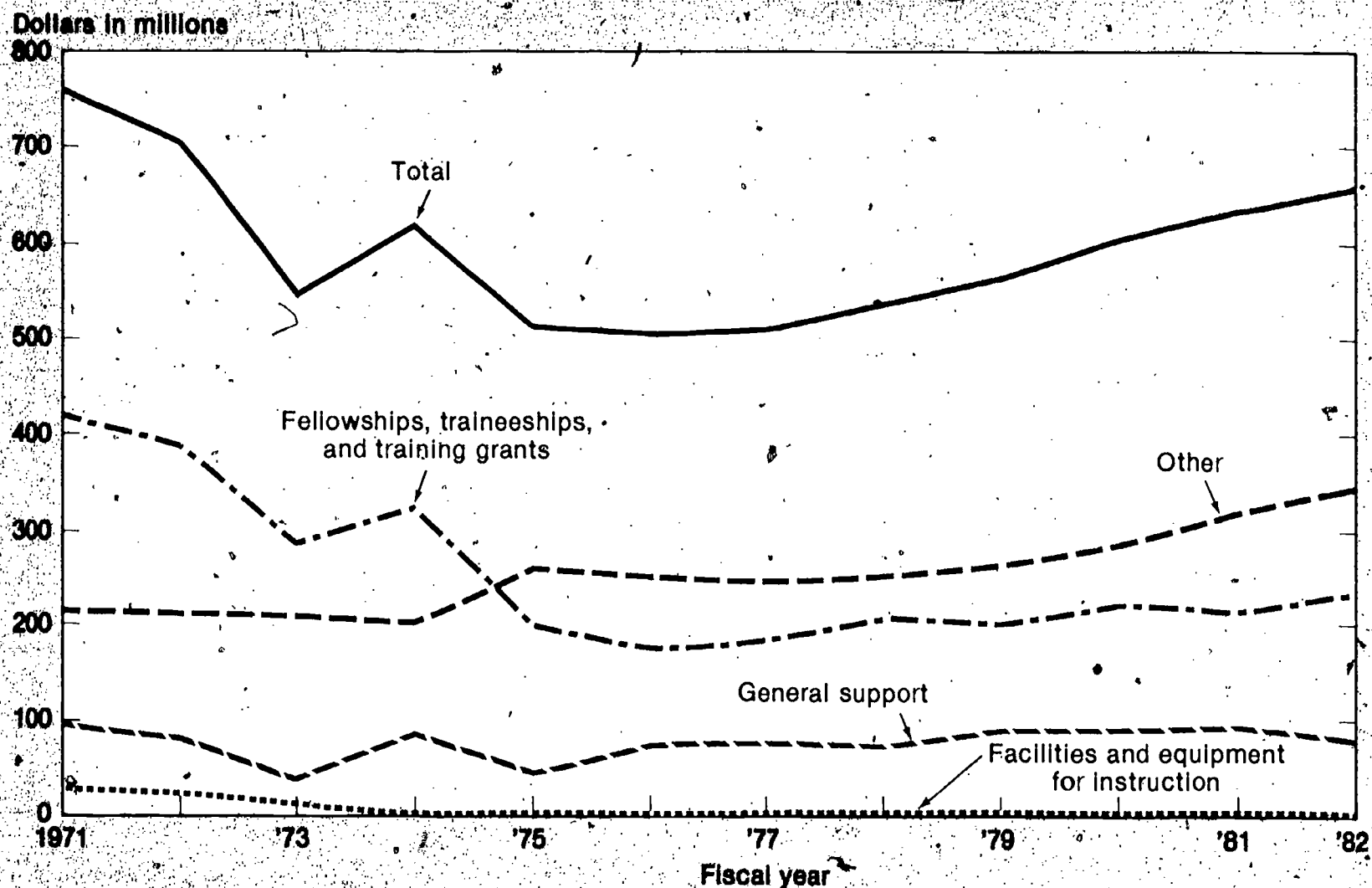


^aBased on GNP implicit price deflator.
SOURCE: National Science Foundation

• Federal obligations for R&D plant at universities and colleges totaled \$31 million in 1982, a 13-percent increase (5 percent in real dollars) over 1981. These funds, however, decreased in 11 of the past 17 years and in 1982 represented only one-fourth of the 1965 peak level of \$126 million, at a time of unsurpassed growth in Federal funding for facilities and equipment designed to achieve enhanced research goals. Federal support for academic R&D plant is scheduled to rise again (by 7 percent) in 1983 and by 23 percent in 1984, mostly from DOE and USDA support.¹ USDA's Cooperative State Research Service scheduled a \$10 million program in 1983 and 1984 to provide and improve academic facilities and equipment in support of research in the food and agricultural sciences.

FEDERAL SUPPORT FOR OTHER S/E ACTIVITIES

Chart 16. Federal obligations to universities and colleges for other science/engineering activities by type of activity

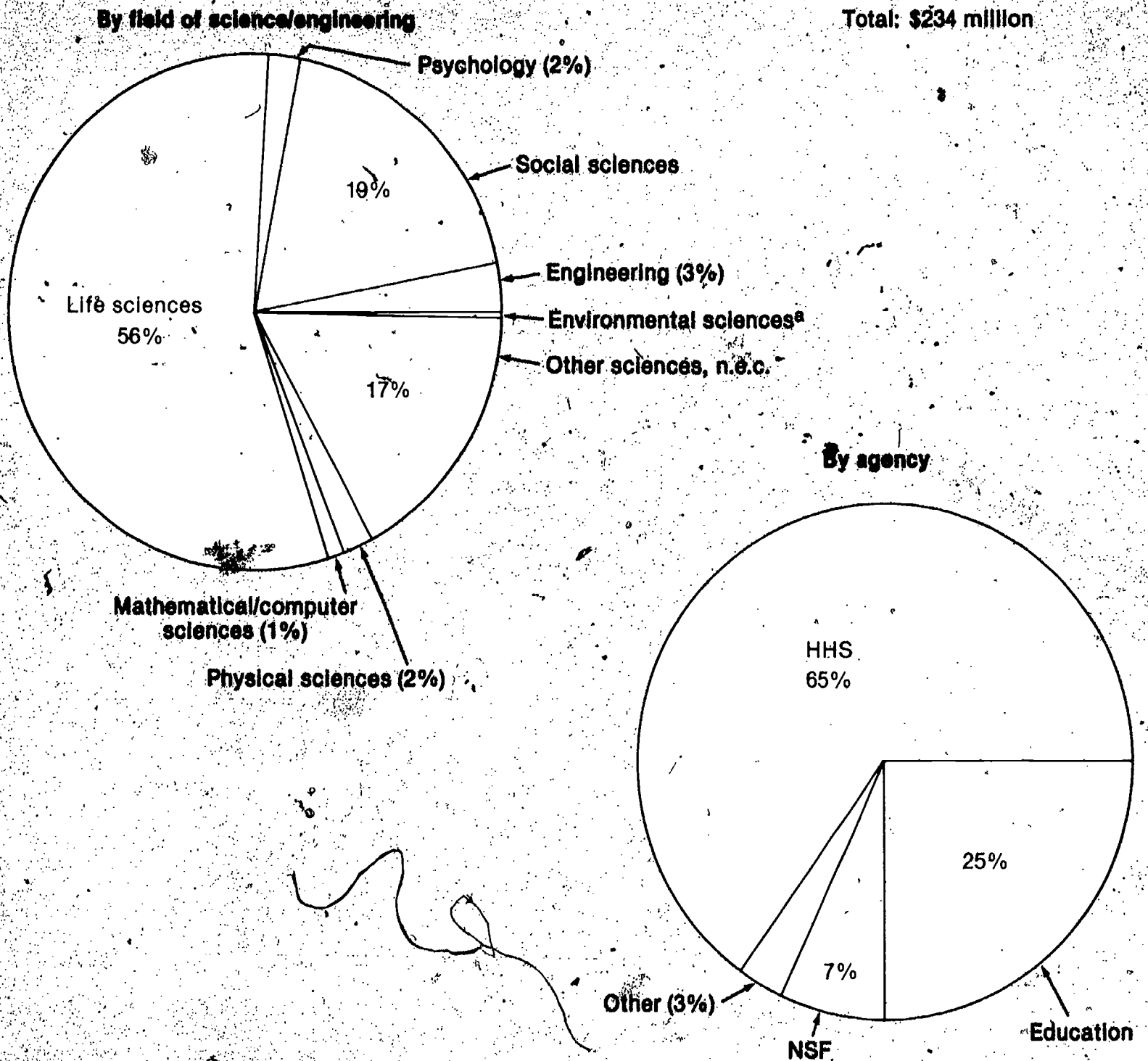


SOURCE: National Science Foundation

• S/E programs other than research, development, and R&D plant are categorized as follows: fellowships, traineeships, and training grants; facilities and equipment for instruction; general support for S/E activities; and other S/E activities. Federal academic obligations for all of these S/E programs totaled \$662 million in 1982, a 4-percent rise over 1981. When discounted for the effects of inflation, however, funding for these activities fell for the eighth consecutive year, this time by over 2 percent. Over one-half of these funds went for the miscellaneous category "other S/E activities," up from a one-fourth share in 1971 when the survey first collected separate data on these categories. The "other S/E activities" were largely funded by the USDA's Extension Service (ES). ES support was allocated among four programs, mostly in support of the Nation's land-grant universities to help farmers and rural areas in such efforts as crop and livestock production; business management and economics; agricultural marketing and farm supplies; natural resources and environment; food and nutrition; and family and community planning and growth. The "other S/E activities" category was funded at a level nearly two-thirds greater in 1982 than in 1971. Federal support for fellows, trainees, and training grants rose 9 percent in 1982 to \$234 million, a level less than three-fifths its peak 1971 total of \$421 million.

FEDERAL SUPPORT FOR OTHER S/E ACTIVITIES

Chart 17. Federal obligations to universities and colleges for fellowships, traineeships, and training grants: FY 1982



^aLess than 0.5 percent.

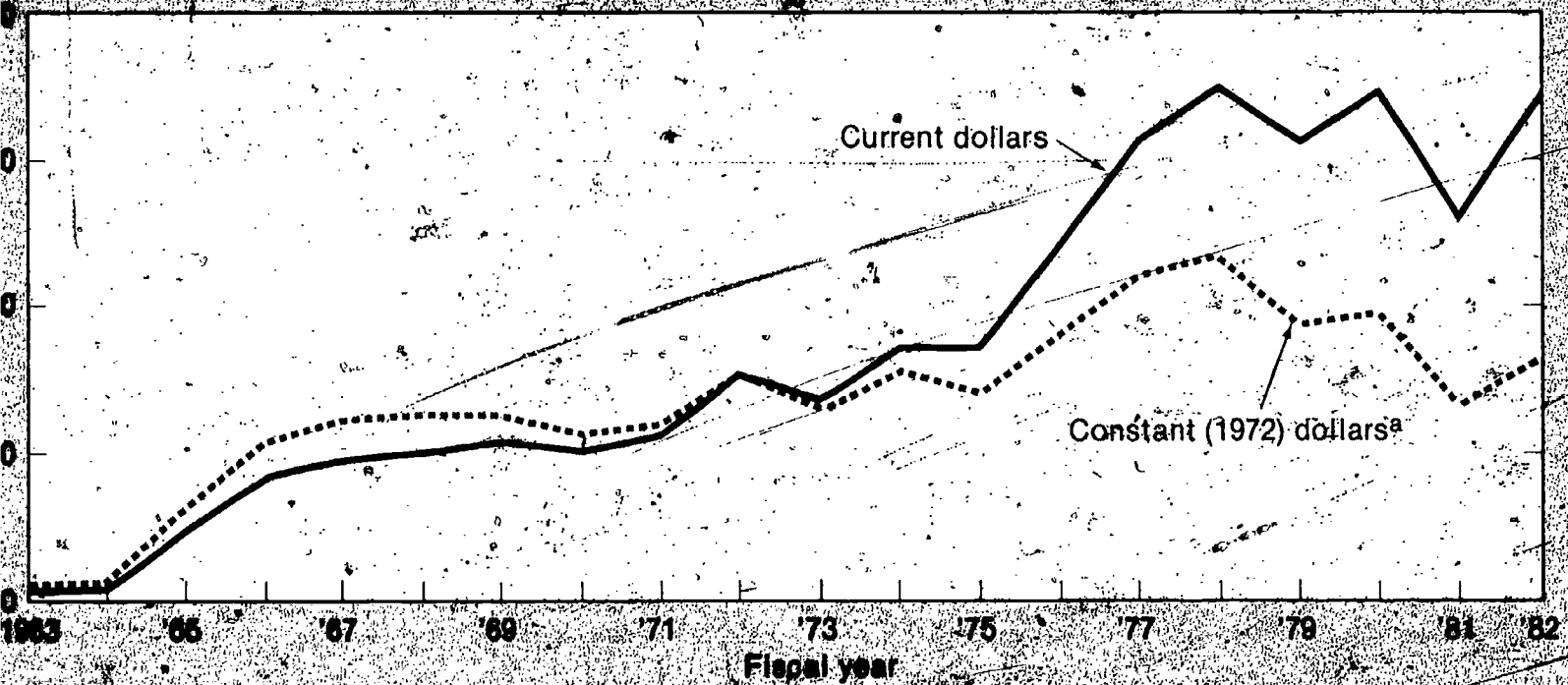
SOURCE: National Science Foundation

• Over one-half of all 1982 Federal obligations to universities and colleges for fellowships, traineeships, and training grants was in the life sciences, virtually all for medical and biological activities funded by NIH. Programs in the social sciences, mostly from Education, comprised about one-fifth of all such support. Together, HHS and Education were the sources of nine-tenths of the support for fellows and trainees.

FEDERAL SUPPORT FOR NON-S/E ACTIVITIES

Chart 18. Federal obligations to universities and colleges for non-science/engineering activities

Values in billions



Based on GNP implicit price deflator.

SOURCE: National Science Foundation

• Between 1981 and 1982, Federal obligations to academic institutions for non-S/E activities increased sharply by 31 percent (23 percent in real dollars) to a level of \$3.5 billion. Nearly all of the growth was attributable to direct support of students by Education through Pell grants and SEOG's which totaled \$2.8 billion in 1982. Pell grants are need-based grants awarded to undergraduates to ease financial obstacles to postsecondary education. In 1982, \$2.4 billion in Pell grants was available to 2.6 million students. About the same funding level occurred in 1983 to aid the same number of students. SEOG's, established to complement Pell grants for low- and middle-income students at more expensive universities, totaled \$352 million for 545,000 students in 1982. Although the same funding level was obligated in 1983, it was targeted to a larger number of students (650,000); similar levels of appropriations were approved in 1984 to assist about the same numbers of students (655,000). No funds were requested for this program in 1985.

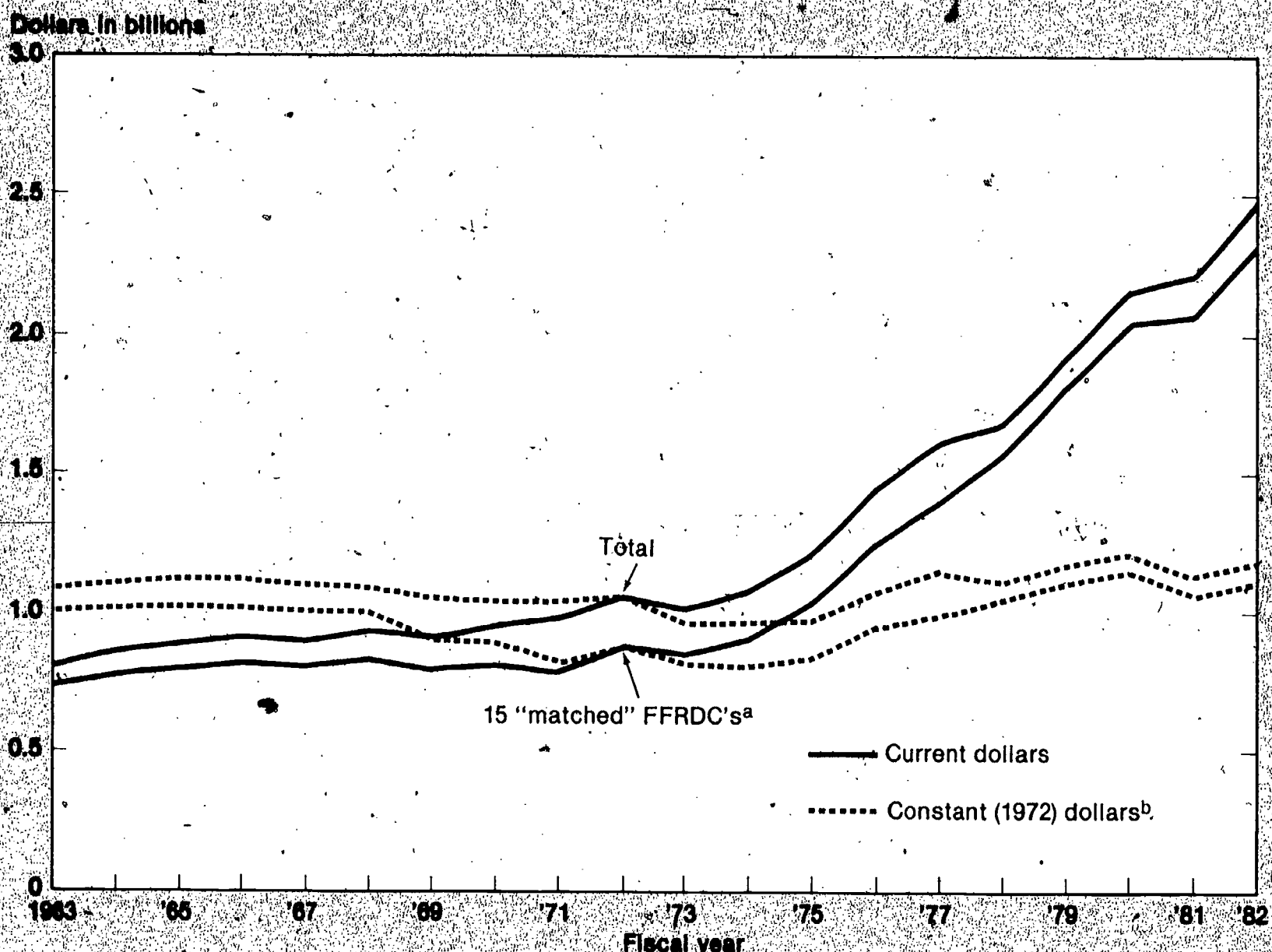
A new program called "Pell self-help grants" was proposed for 1984 in place of Pell grant assistance. Appropriated at a level of \$2.8 billion for 1984 and designed to assist up to 2.6 million students, these funds were requested at the same level for 1985 to assist 2.3 million students. This program would reorient Federal student aid by supplementing the self-help efforts of needy students. The 31-percent growth in non-S/E funds in 1982 followed fluctuations in support levels over the previous four years that ranged from a 1980-81 decrease of 25 percent to a 1977-78 rise of 12 percent.

part II

**university-
administered ffrdc's**



Chart 10. Federal obligations to university-administered FFRDC's for science/engineering activities



^aFederally funded research and development centers which were in existence throughout the 1963-82 period.

^bBased on GNP implicit price deflator.

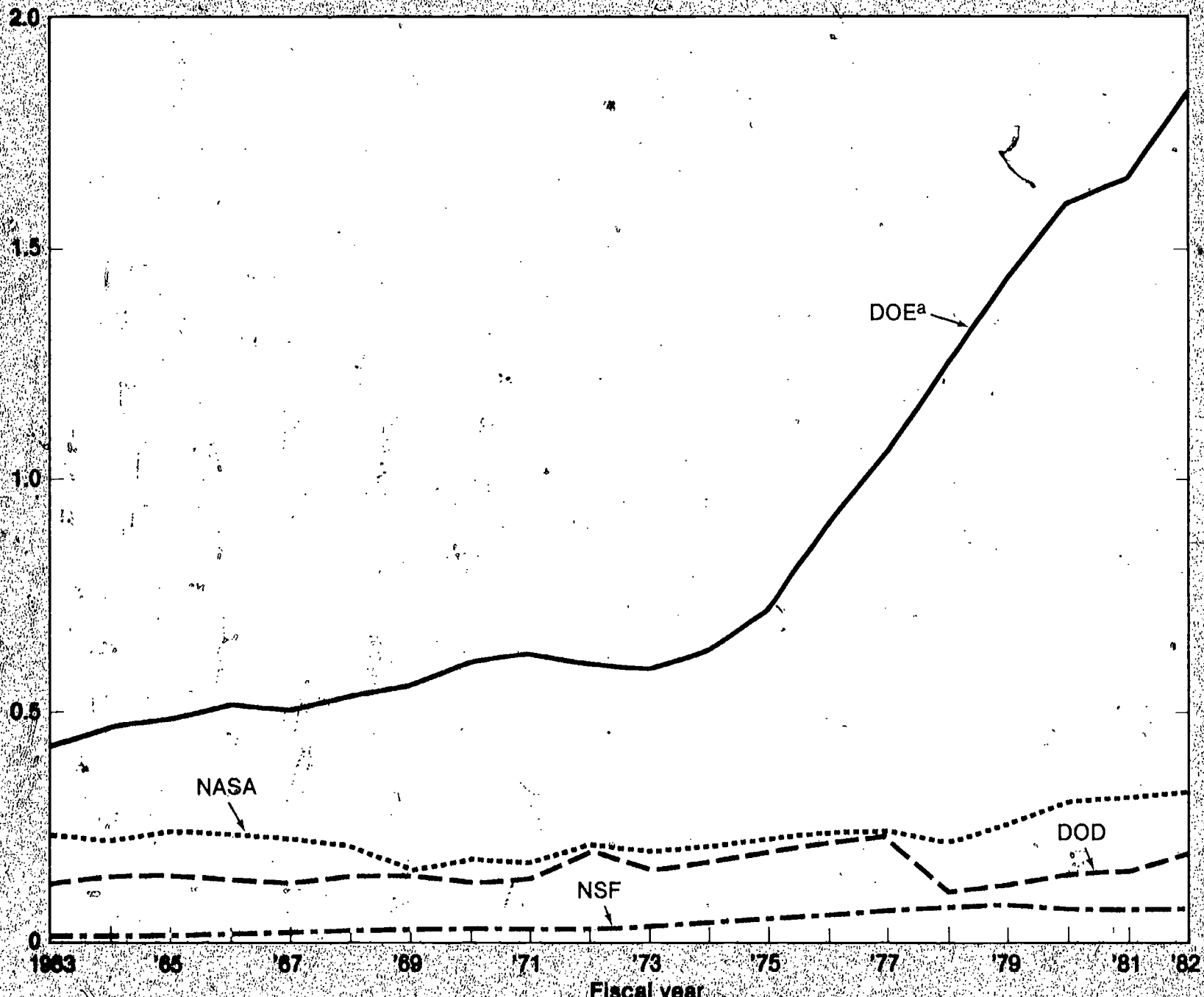
SOURCE: National Science Foundation

- The 19 FFRDC's administered by universities received \$2.5 billion in 1982 for R&D and related S/E activities, an 11-percent growth (4 percent in real dollars). About five-sixths of all FFRDC support was for R&D projects. The 15 FFRDC's that were in existence throughout the entire 1963-82 period accounted for 94 percent of all support for all university-administered FFRDC's and for virtually all of the 1981-82 funding growth to these organizations. These 15 centers accounted for at least 80 percent of the total funding for all academic FFRDC's in each year during the 1963-82 survey period. From 1982 to 1984, R&D and R&D plant funds for academic FFRDC's are expected to average a 5-percent annual growth in current dollars and reach a level of \$2.7 billion.¹

National Science Foundation, *Federal Funds for Research and Development*, op. cit., table C-1.

Chart 20. Federal obligations to university-administered FFRDC's for science/engineering activities by selected agencies

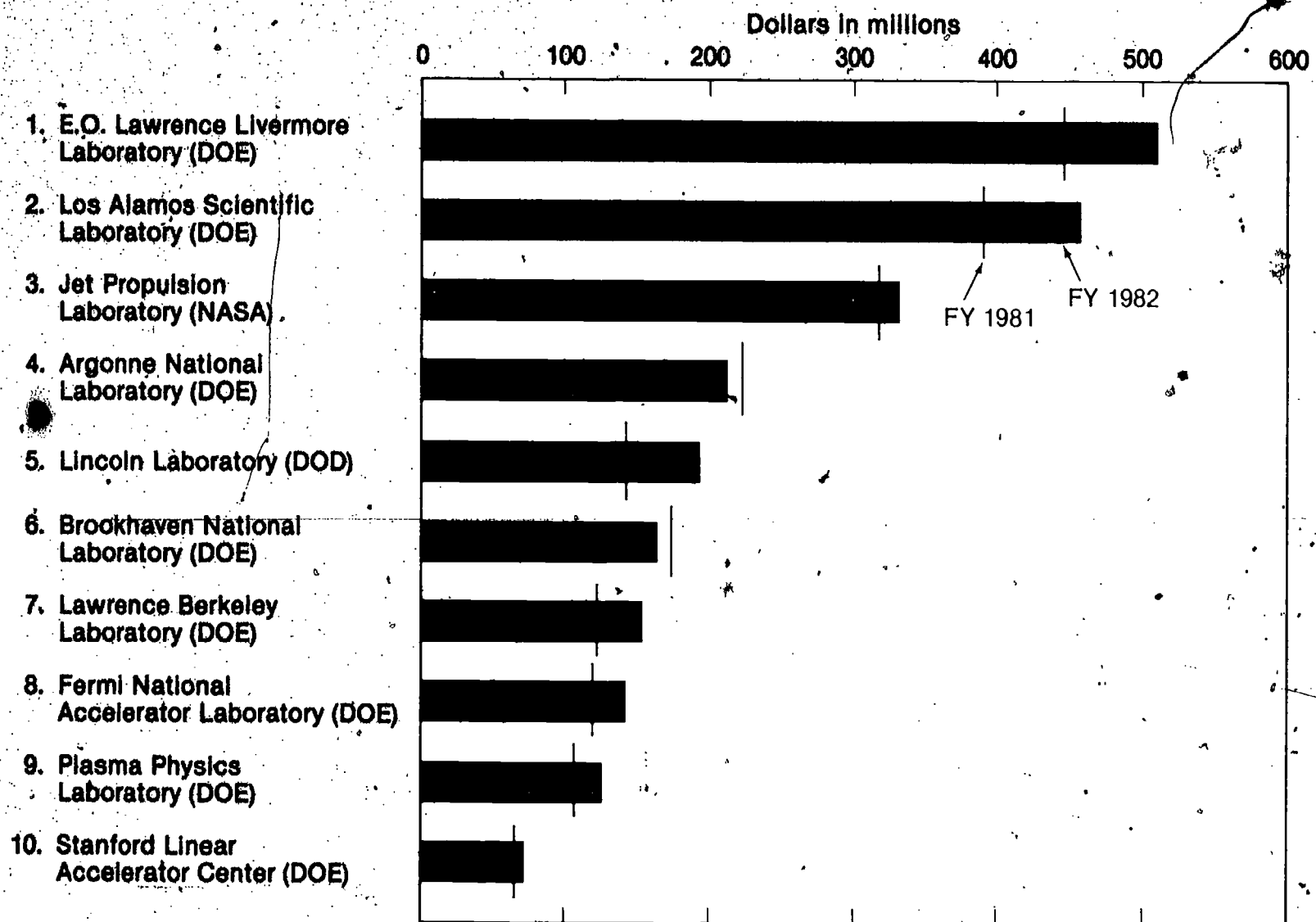
Dollars in billions



*Obligations for the period 1963-74 represented AEC support; funds in the 1975-77 period represented ERDA.
SOURCE: National Science Foundation

• The four Federal agencies that sponsored university-administered FFRDC's in 1982 — DOE, NASA, DOD, and NSF — accounted for 99 percent of all S/E funds for FFRDC's, as in prior years. Those four agencies have funded 97 percent or more of all FFRDC support throughout the survey series. The remainder was contributed by agencies that do not sponsor their own FFRDC's. For the fifth consecutive year, DOE supplied three-fourths of all support to university-administered FFRDC's.

Chart 21. University-administered FFRDC's receiving the largest amounts of Federal obligations for science/engineering activities



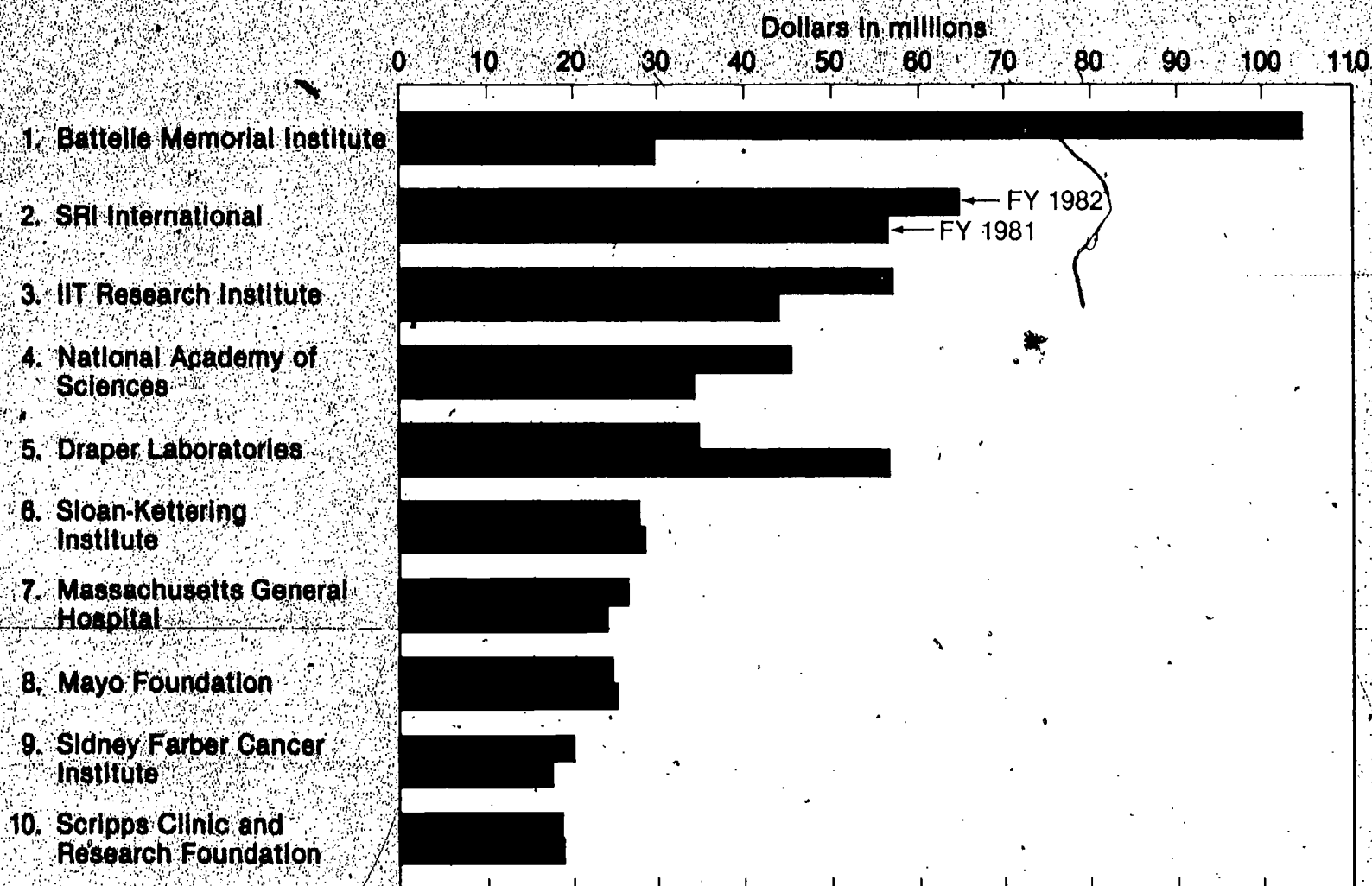
SOURCE: National Science Foundation

• The 10 university-administered FFRDC's that received the largest amounts of Federal obligations in 1982 were also the leading 10 FFRDC recipients in each of the previous four years. These organizations accounted for 96 percent of all FFRDC support in 1982, up slightly from 95 percent in 1981. The five top-ranked FFRDC's accounted for 69 percent of total support, slightly less than the 70-percent share of 1981 and the 71-percent share of 1980 of those ranked in the top five for those years. Eight of the leading 10 FFRDC's increased their support totals from 1981 to 1982, seven of them at rates exceeding the 7-percent national inflation rate. As in prior years, these 10 organizations accounted for 93 percent of S/E employment at university-administered FFRDC's. Nine of the leading 10 FFRDC's were among the leading 10 S/E employers in January 1982. About four-fifths of the 15,200 S/E employees in academically-administered FFRDC's were engineers or physical scientists.¹

part III

**independent nonprofit
institutions and
nonprofit-administered
ffrdc's**

Chart 22. Nonprofit institutions receiving the largest amounts of Federal obligations for research, development, and R&D plant*

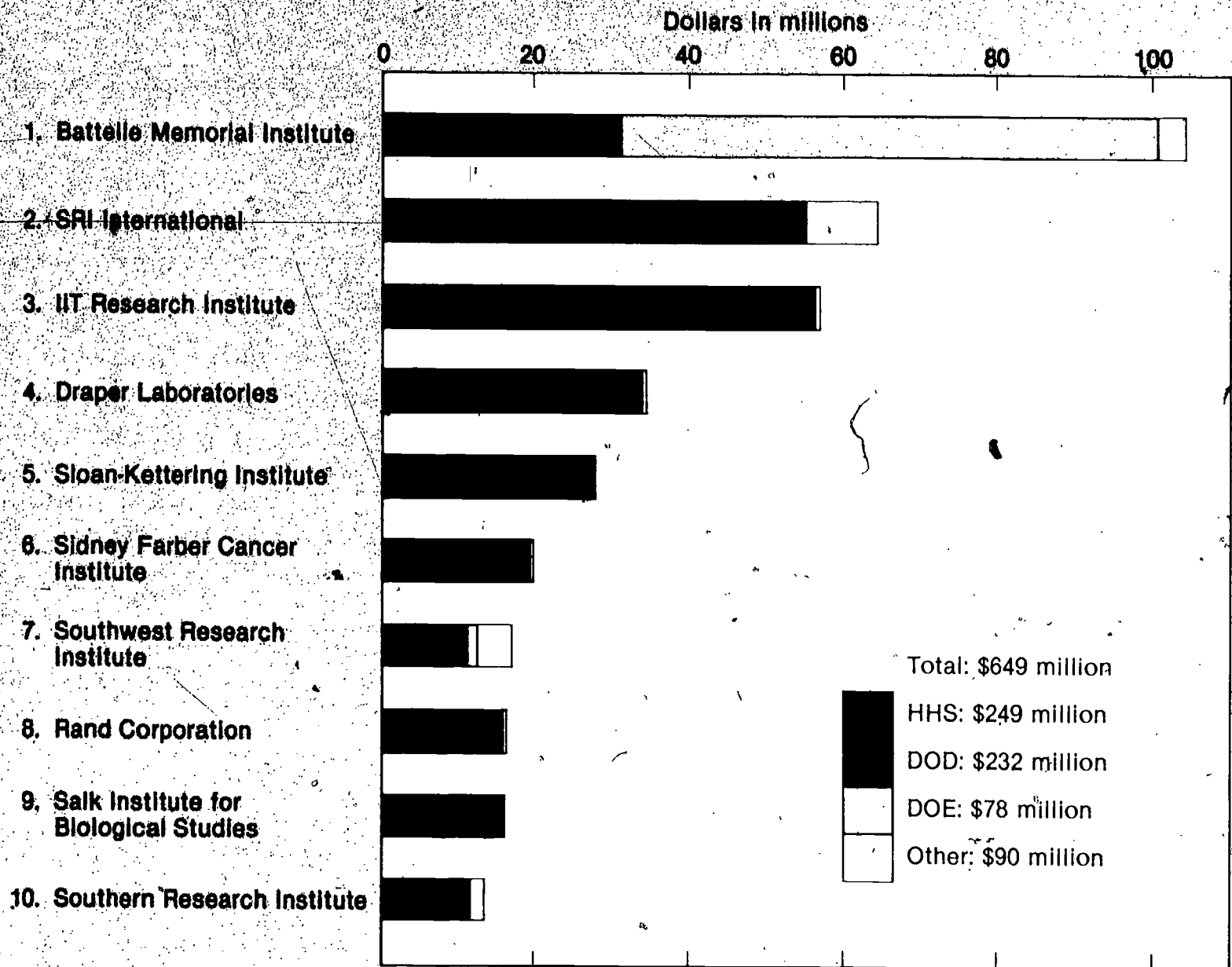


*Does not include funds to nonprofit-administered FFRDC's.
SOURCE: National Science Foundation

• In 1982, Federal support for research and development and R&D plant allocated to 540 independent nonprofit institutions (excluding nonprofit-administered FFRDC's) totaled \$989 million; this was about nine-tenths of all Federal R&D and R&D plant funding to nonprofit institutions in the Nation, up from four-fifths in 1981.¹ Of the 10 leading nonprofit institutions, 6 were research institutes. Battelle Memorial Institute (\$104 million) and SRI International (\$65 million), both research institutes, ranked first and second, respectively. Battelle, top-ranked for the first time, was the recipient of \$70 million from DOE, largely in support of a nuclear waste fund project. Of the 10 leading nonprofit institutions, only 6 received funding increases from 1981 to 1982. Funding levels for nonprofit organizations, however, often fluctuate from one year to the next. HHS supplied one-half of all nonprofit support and virtually all Federal support to voluntary hospitals; the largest recipients were the Massachusetts General Hospital (\$26 million) and the Scripps Clinic and Research Foundation (\$19 million). DOD funded one-fourth of all Federal obligations to nonprofit organizations, with over nine-tenths of these funds going for research institutes.

¹National Science Foundation, *Federal Funds for Research and Development*, op. cit., table C-1.

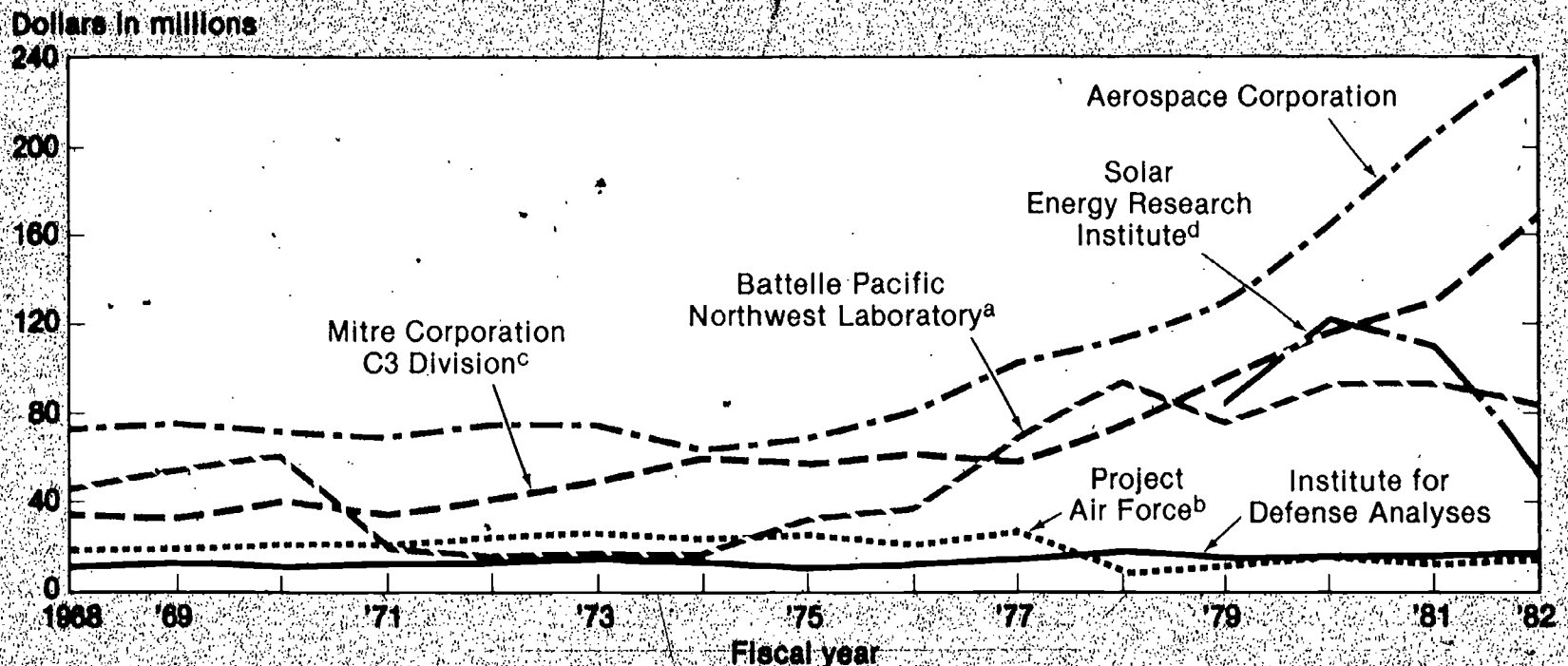
Chart 23. Research Institutes receiving the largest amounts of Federal obligations for research, development, and R&D plant, by agency: FY 1982



*Does not include nonprofit-administered FFRDC's.
SOURCE: National Science Foundation

• In 1982, as in 1981, nonprofit research institutes accounted for about two-thirds of all Federal support to nonprofit organizations; over two-fifths of all nonprofit institutions were categorized as research institutes. The 10 research institutes that received the largest amounts in 1982 comprised nearly three-fifths of all such support to the 232 research institutes. As before, DOD and HHS supplied about three-fourths of all support to the leading 10 research institutes as well as three-fourths of the funds for all research institutes. Four-fifths of DOD's funds to nonprofit research institutes was concentrated within the leading 10 organizations and over two-thirds of DOD's total was awarded to the top 4 research institutes — Battelle Memorial Institute, SRI International, IIT Research Institute, and the Draper Laboratories. Of the 10 leading research institutes in 1982, nine were among the top ten in 1981.

Chart 24. Federal obligations to nonprofit-administered FFRDC's for research, development, and R&D plant



^aData for FY 1971 and later years exclude amounts obligated to the Hanford Engineering Development Laboratory which was established as an industry-administered FFRDC in 1971.

^bIn FY 1978, the major portion of Rand Corporation was reclassified as a nonprofit research institute, leaving only "Project Air Force" as an FFRDC.

^cData for Mitre Corporation's C3 Division were included with Mitre Corporation's total prior to FY 1979. The remaining funds were reported under nonprofit institutions beginning in FY 1979.

^dSolar Energy Research Institute was included for the first time in FY 1979.

SOURCE: National Science Foundation

• The six FFRDC's administered by nonprofit institutions received \$584 million in 1982, a 3-percent increase over the \$566 million received in 1981. When discounted for inflation, support for these organizations fell for the second straight year, this time by 4 percent. From 1982 to 1984, however, real-dollar support for these organizations is scheduled to grow by a yearly average of 10 percent.¹ The 1982 support level for these organizations was more than double the funding level of the 31 organizations that received support in 1968, when data were first available on nonprofit-administered FFRDC's. At that time, most of those organizations were sponsored by OE within HEW, but by 1972, all OE-sponsored FFRDC's had either been converted to independent nonprofit institutions or had been discontinued. In real dollars, total funding for FFRDC's administered by nonprofit institutions over the entire 1968-82 period declined very slightly (an average of about one-tenth of one percent); that rate was nearly matched by university-administered FFRDC's which averaged a very slight annual growth over the 1968-82 period (about three-tenths of one percent). Four of the six nonprofit-administered FFRDC's were sponsored by DOD; the other two were sponsored by DOE. The DOD-sponsored Aerospace Corporation (\$238 million) has been ranked first every year for which data have been available on these organizations.

appendixes

- a. technical notes
- b. detailed statistical tables



technical notes

scope of survey

This report presents data collected through the National Science Foundation's (NSF's) Survey of Federal Support to Universities, Colleges, and Selected Non-profit Institutions, Fiscal Year 1982, covering the period October 1, 1981, through September 30, 1982. The reporting system is based on the program established in 1965 by the Committee on Academic Science and Engineering of the Federal Council on Science and Technology.

The fiscal year (FY) 1982 data shown in this report were submitted by 15 Federal agencies. Those data that were combined to constitute the "other" category in tables that show funding by agency were reported by the following five governmental organizations: The Agency for International Development (AID), the Department of Housing and Urban Development (HUD), the Department of Labor (Labor), the Nuclear Regulatory Commission (NRC), and the Department of Transportation (DOT).

As of October 1, 1979, the Office of Education (OE), the National Institute of Education (NIE), and the Office of the Assistant Secretary of Education were separated from the Department of Health, Education, and Welfare (HEW) and merged to form the Department of Education; HEW was then renamed the "Department of Health and Human Services" (HHS). These changes took effect beginning with the FY 1980 survey.

It should be noted that governmental organizations not surveyed, such as the

Department of Justice, may have provided a significant proportion of the total support at some institutions, even though those that provided support may comprise a small proportion of the total funds obligated to academic research and development.

Obligations reported were rounded to the nearest thousand dollars. Obligations differ from expenditures in that funds allocated by agencies during one fiscal year may be spent by the recipient either partially or entirely during one or more later years.

In tables B-27, B-28, and B-29, obligations to academic institutions are distributed according to the degree-level categories of doctorate, master's, bachelor's, and no science/engineering (S/E) degrees. In tables B-38 and B-39, obligations are distributed according to the revised institutional classifications developed by the National Center for Education Statistics (NCES) as a replacement for the "Carnegie" codes: doctorate-granting, comprehensive, general baccalaureate, professional and specialized, and 2-year. "Doctorate-granting" institutions are characterized by a significant emphasis on doctorate-level education, as determined by the number of doctorate recipients and the diversity in doctorate-program offerings. "Comprehensive" institutions are characterized by a strong, diverse postbaccalaureate program but are not typically involved in doctorate-level education. "General baccalaureate" institutions are primarily engaged in general undergraduate, baccalaureate education. "Professional and specialized" institutions may be baccalau-

reate or postbaccalaureate institutions and are characterized by a significant level of specialization in one area, usually a professional field such as business or engineering. "Professional and specialized" schools are listed as one of the following: dentistry; medical; other health; engineering; business and management; art, music and design; law; education; U.S. Service; and other. "Two-year" institutions confer over three-fourths of their degrees for two years of study.

Data are shown for Federal obligations to the 103 institutions classified as historically black colleges by type of activity (table B-40) and by agency (table B-41).

Howard University and Gallaudet College receive substantial appropriations from Congress each year for general operating expenses; thus, their relatively high rankings reflect the magnitude of their non-S/E programs.

Obligation figures listed for individual institutions reflect direct Federal support, so that amounts subcontracted to other institutions are included. Those received via subcontract arrangement from prime contractors, however, are excluded.

Also excluded from the survey data are specified types of Federal financial assistance: Loans such as those made by Education's Office of Student Financial Assistance; agency support of Federal employee training and development activities; and financial support of an indirect nature, such as that obligated to a State agency, even though it is known that such support is destined for an academic institution. Federal obligations to academic

institutions exclude funds obligated to federally funded research and development centers (FFRDC's) administered by universities and colleges; data for these organizations are shown separately, as are the FFRDC's administered by nonprofit institutions.

Unless constant (or real) dollars are specified, data shown in this report are in current dollars. When constant-dollar figures are discussed, they are adjusted to 1972 levels and are based on the GNP implicit price deflator prepared by the Department of Commerce (as of January 1984), which measures the impact of economic conditions on the dollar amounts at the time the awards are made by granting agencies. When time lags between the obligation of the funds by the agency and the actual expenditure of the money by the recipient institution, economic conditions in the interval also impact on the real value of goods and services.

Federal obligations to systems offices of institutions are presented on the basis of the individual institutions that comprise the system, but obligations awarded directly to the central administration of a system are listed separately. If the funding agency, however, does not know of the final destination of the funds, the agencies report the funds as obligations to a system's administrative office, or "central system," from which the funds are distributed to the system's individual institutions. The 15 agencies in 1982 reported obligations to 2,763 universities and colleges and to 40 systems offices.

In 1982, NSF continued the policy of sending each graduate institution a copy of its "Institutional Profile." It shows obligations reported by each funding agency for the period 1975-82, along with the totals reported in previous years by the institution on NSF's three other surveys of institutions of higher education covering R&D expenditures, S/E personnel, and graduate S/E students and postdoctorates. Institutional administrators are given the opportunity to verify the accuracy of agency reporting and to resolve inconsistencies.

Coverage of the nonprofit section in the Federal Support survey was expanded in recent years to include all types of nonprofit institutions with R&D programs, since no survey of R&D expenditures and personnel activities of independent nonprofit institutions had been conducted by

NSF since 1973.¹ Before the data were collected for the FY 1982 Federal Support survey, the agencies received a list of nonprofit institutions believed to have received Federal obligations for research and development during FY 1982. Nonprofit organizations other than research institutes and FFRDC's are generally excluded from this survey except those in which the size of R&D programs is comparable to that of the programs of research institutes. Recent coverage of nonprofit institutions has been considerably greater than that of the 1973 NSF Survey of R&D Activities of Independent Nonprofit Institutions.

Independent nonprofit institutions included in this report total 540 plus 6 FFRDC's administered by nonprofit organizations. They are legal entities other than universities and colleges, are privately organized or chartered to serve the public interest, and are exempt from most forms of Federal taxation.

Data presented for "selected nonprofit institutions" and for nonprofit-administered FFRDC's represent obligations for research, development, and R&D plant by the 15 participating agencies, regardless of amount.

Obligations to FFRDC's administered by universities represent academic S/E obligations only; non-S/E obligations, if any, are not reported.

relationship of this survey to the survey of federal funds for research and development

The data presented in this report differ from those presented in the annual NSF survey, Federal Funds for Research and Development, referred to hereafter as the Federal Funds survey, as follows:

- (1) The Federal Support survey receives data on *all* Federal obligations to institutions of higher education by

15 Federal agencies that are heavily involved in S/E support within academic institutions. The Federal Funds survey is limited to gathering data only on research, development, and R&D plant obligations from all 33 Federal agencies that have such programs. Also, the Federal Funds series presents separate data on funding according to character of work—basic research, applied research, and development—by type of performer, without listing individual academic recipients. Such data are not collected in the Federal Support survey.

- (2) Certain funding categories are classified differently in the two surveys. NIH reports its General Research Grants Program under "general support for science/engineering" in the Federal Support survey but under "research and development" in the Federal Funds survey. Also, NSF reported that portion of institutional development funds used to support R&D activities as "general support for science/engineering" in this survey, but as "research and development" in the Federal Funds survey.

- (3) The term "selected nonprofit institutions" in the Federal Support survey previously referred primarily to independent nonprofit institutions and FFRDC's. Federal agencies reported funding for those organizations for research and development and R&D plant. In previous years this survey generally excluded voluntary nonprofit hospitals, professional and technical societies, academies of science, private philanthropic foundations, science exhibitors, and trade and agricultural associations. The Federal Funds survey, however, has included data for all nonprofit organizations in the United States.

- (4) Interagency transfers of funds obligated to an academic or nonprofit institution are reported in the Federal Support survey by the agency that actually obligates the funds to an institution. In the Federal Funds report, the initiating agency reports the obligations.

¹National Science Foundation. *R&D Activities of Independent Nonprofit Institutions, 1973* (NSF 75-308) (Washington, D.C. Supt. of Documents, U.S. Government Printing Office, 1975).

definitions

Universities and colleges are those institutions of higher education in the United States that offer at least one year of college-level studies leading toward a degree. A university or college comprises all parts of an academic institution, such as colleges of liberal arts, professional schools, hospitals, schools of agriculture, agricultural experiment stations, etc., including bureaus, offices, and research centers (excluding FFRDC's), whether located on or off the main campus, and branch campuses controlled directly by the parent institution. The universe of academic institutions that is the foundation of this survey is derived from the *Education Directory, Colleges and Universities: 1982-83*, prepared by NCES and from NSF's Institutional Technical Reference File. Institutions included are those that received Federal support during FY 1982 and possess a significant degree of academic and administrative autonomy. Therefore, institutions within a system (group of institutions having a collective legal status and generally recognized by a State government, a board of education, or other relevant organization), where a significant degree of autonomy remains at the individual institution level, are presented separately; obligations to branch campuses are included in the totals for their parent institutions. The study excludes all obligations to the service academies and to the USDA Graduate School.

FFRDC's in this report are organizational units administered by universities and colleges or other nonprofit institutions. These units have been established, in general, to achieve a particular R&D objective of a Federal agency. Uniform identification and classification criteria have been developed for use by all sponsoring agencies. To be classified as an FFRDC, an organization should meet the following criteria:

(a) Performs primarily basic research, applied research or development, or manages research and development. Specifically excluded are organizations engaged primarily in routine quality control and testing, routine service activities, production mapping surveys, and information dissemination;

(b) Is a separate operational entity within the parent organization or a separately incorporated organization;

(c) Performs actual research and development or R&D management either on direct request of the Government or under a broad charter from the Government but in either case under the direct monitorship of the Government;

(d) Receives its major financial support—70 percent or more—from the Federal Government, usually from one agency;

(e) Has, or is expected to have, a long-term relationship—about five years or more—with its sponsoring agency, as evidenced by the specific obligations it and the agency assume;

(f) Most or all of its facilities are owned or funded by the Government; and

(g) Has an average annual budget, including operating and capital equipment, of at least \$500,000.

This study includes 19 FFRDC's administered by universities and colleges and 6 by nonprofit institutions. Of the academically administered FFRDC's, 10 were managed by individual institutions, 8 by consortia of universities, and 1, Argonne National Laboratory, was jointly managed by the University of Chicago and the Argonne Universities Association. Prior to FY 1978, the Applied Physics Laboratory (APL) and the Applied Research Laboratory (ARL) were categorized as FFRDC's. Beginning with the 1978 study, APL and ARL were reclassified into the academic sector as part of Johns Hopkins University and Pennsylvania State University, respectively.

Academic S/E support includes all obligations for the following activities: Research and development; R&D plant; facilities and equipment for instruction in the sciences and engineering; fellowships, traineeships, and training grants; general support for science and engineering; and other S/E activities. These activities are defined as follows:

(a) **Research and development** includes all research activities, both basic and applied, and all development activities that are supported at universities and colleges. Demonstration projects conducted to discover whether a technology or method is workable are considered to be within the scope of research and development if their objective is to produce new information within a specific time period. "Research" is defined as systematic study directed toward fuller scientific knowledge or understanding of the subject studied. Research can be classified as basic or applied,

although data reported here are not separated into these categories. In basic research, the investigation is oriented toward gaining a better knowledge or understanding of the subject under study. In applied research, the investigation is aimed at discovering practical uses of the knowledge gained to meet a recognized need. "Development" is the systematic use of knowledge and understanding gained from research directed toward the production of useful materials, devices, systems, or methods, including design and development of prototypes and processes. Research and development exclude topographic mapping and surveys, collection of general-purpose statistics, and activities concerned primarily with the dissemination of scientific information. Research and development in the arts and humanities are excluded from this category but are included in "non-S/E activities."

(b) **R&D plant** includes all costs—direct and related—of all projects whose main objective is to provide support for the construction, acquisition, renovation, modification, repair, or rental of facilities, land, works, or equipment for use in scientific or engineering research and development. A facility is interpreted broadly to be any physical resource important to the conduct of research and development.

(c) **Facilities and equipment for instruction in the sciences/engineering** includes all programs whose main purpose is to provide support for the construction, acquisition, renovation, modification, repair, or rental of facilities, land, works, or equipment for use in instruction in science and engineering.

(d) **Fellowships, traineeships, and training grants** include graduate programs in support of the development and maintenance of S/E personnel resources. The total amounts pertaining to such awards (stipends and cost-of-education allowances) are reported on the basis of the institution chosen by the recipient. Excluded are programs that support research and education institutes, seminars, and conferences such as teacher-training activities provided through teacher institutes, short courses, research participation, and inservice seminars; activities aimed at the development of education techniques and materials for use in S/E training; and programs that provide special opportunities for increasing the scientific knowledge

and experience of precollege and undergraduate students. These activities are included in "other S/E activities," or if not S/E-oriented, in "non-S/E activities."

(e) **General support for science/engineering** includes programs that support nonspecific or generalized purposes related to scientific research and education. Such projects are generally oriented toward academic departments, institutes, or institutions as a whole, and embody varying types of support—ranging from support provided without any specification of purpose other than that the funds be used for scientific projects, to projects that provide funds for activities within a specified field of science/engineering without a specific purpose. NIH's Biomedical Sciences Support Grants and General Research Support Grants and NSF's Institutional Grants for Science are examples of these types of programs.

(f) **Other S/E activities** include all academic S/E activities that cannot meaningfully be assigned to one of the preceding five categories. Types of activities included are those for which obligations are in support of technical conferences; teacher institutes, and activities aimed at increasing the scientific knowledge of precollege and undergraduate students.

(g) **Non-S/E activities** include all other obligations excluded from the six foregoing categories defined but which represent direct funding (excluding loans) from a Federal agency to an academic institution for activities or purposes not specifically related to science and engineering. Included are all obligations for research, education, and facilities in the arts and humanities, as well as generalized projects for which the proportion utilized for S/E activities is unknown.

fields of science/ engineering

Physical sciences are concerned with the understanding of the material universe and its phenomena. They comprise the fields of astronomy, chemistry, physics, and physical sciences not elsewhere classified. Examples of disciplines under each of these field are as follows:

Astronomy—laboratory astrophysics; optical astronomy; radio astronomy; the-

oretical astrophysics; X-ray, Gamma-ray, neutrino astronomy.

Chemistry—inorganic; organo-metallic; organic; physical.

Physics—acoustics; atomic and molecular; condensed matter; elementary particles; nuclear structure; optics; plasma.

Physical sciences, n.e.c.²

Mathematical and computer sciences employ logical reasoning with the aid of symbols and are concerned with the development of method of operations employing such symbols. They comprise the following two subcategories:

Mathematics—algebra; analysis; applied mathematics; foundations and logic; geometry; numerical analysis; statistics; topology.

Computer sciences—computer programming; computer and information sciences (general); design, development, and application of computer capabilities to data storage and manipulation; information sciences and systems; systems analysis.

Mathematical and computer sciences, n.e.c.²

Environmental sciences—(terrestrial and extraterrestrial) are concerned with the gross nonbiological properties of the areas of the solar system that directly or indirectly affect man's survival and welfare; they comprise the fields of atmospheric sciences, geological sciences, oceanography, and environmental sciences not elsewhere classified. Note that all obligations in support of oceanography, whether physical or biological, are reported under field 33. Examples of disciplines under each of these fields are as follows:

Atmospheric sciences—aeronomy; solar; weather modification; extraterrestrial atmospheres; meteorology.

Geological sciences—engineering geophysics; general geology; geodesy and gravity; geomagnetism; hydrology; inorganic geochemistry; isotopic geochemistry; organic geochemistry; laboratory geophysics; paleomagnetism; paleontology; physical geography and cartography; seismology; soil sciences.

Oceanography—biological oceanography; chemical oceanography; geological oceanography; physical oceanography; marine geophysics.

²Not elsewhere classified. To be used for multidisciplinary projects within the primary field and for single discipline projects for which a separate discipline code has not been assigned.

Environmental sciences, n.e.c.²

Engineering is concerned with studies directed toward developing engineering principles or toward making specific scientific principles usable in engineering practice. Engineering is divided into eight fields: aeronautical, astronautical, chemical, civil, electrical, mechanical, metallurgy and materials, and engineering not elsewhere classified. Examples of disciplines under each of these fields are as follows:

Aeronautical—aerodynamics.

Astronautical—aerospace; space technology.

Chemical—petroleum; petroleum refining; process.

Civil—architectural; hydraulic; hydrologic; marine; sanitary and environmental; structural; transportation.

Electrical—communication; electronic; power.

Mechanical—engineering mechanics.

Metallurgy and materials—ceramic; mining; textile; welding.

Engineering, n.e.c.²—agricultural; bio-engineering; biomedical; industrial and management; nuclear; ocean engineering; systems.

Life sciences consist of five detailed fields: biological (excluding environmental), environmental biology, agricultural, medical, and life sciences not elsewhere classified. The illustrative disciplines provided below under each of these detailed fields are intended to be guidelines, not sharp definitions, as to what should be reported under a particular field; they represent examples of disciplines generally classified under each detailed field. A discipline, however, may be classified under another detailed field when the major emphasis is elsewhere. Research in biochemistry could be reported as biological, agricultural, or medical, depending on the orientation of the project; human biochemistry should be classified under biological, but animal biochemistry or plant biochemistry should be under agricultural.

Biological sciences (excluding environmental biology)—anatomy; biochemistry; biology; biometry and biostatistics; biophysics; botany; cell biology; entomology and parasitology; genetics; microbiology; neuroscience (biological); nutrition; physiology; zoology; other biological, n.e.c.²

Environmental biology—ecosystem sciences; evolutionary biology; limnology; physiological ecology; population and

biotic community ecology; systematics; other environmental biology, n.e.c.²

Agricultural sciences—agronomy; animal sciences; food science and technology; fish and wildlife; forestry; horticulture; plant sciences; soils and soil science; phytopathology; phytoproduction; agriculture, general; other agriculture, n.e.c.²

Medical sciences—internal medicine; neurology; obstetrics and gynecology; ophthalmology; otolaryngology; pediatrics; preventive medicine; pathology; pharmacology; psychiatry; radiology; surgery; dentistry; pharmacy; veterinary medicine; other medical, n.e.c.²

Life sciences, n.e.c.²

Psychology deals with behavior, mental processes, and individual and group characteristics and abilities. Psychology is divided into three categories: biological aspects, social aspects, and psychological sciences, not elsewhere classified. Examples of the disciplines under each of these fields are as follows:

Biological aspects—experimental psychology; animal behavior; clinical psychology; comparative psychology; ethology.

Social aspects—social psychology; educational, personnel, vocational psychology and testing; industrial and engineering psychology; development and personality.

Psychological sciences, n.e.c.²

Social sciences are directed toward an understanding of the behavior of social institutions and groups and of individuals as members of a group. Social sciences include anthropology, economics, history, linguistics, political science, sociology, and social sciences not elsewhere classified. Examples of disciplines under the fields of social sciences are as follows:

Anthropology—archaeology; cultural and personality; social and ethnology; applied anthropology.

Economics—econometrics and economic statistics; history of economic thought; international economics; industrial, labor, and agricultural economics; macroeconomics; microeconomics; public finance and fiscal policy; theory economic systems and development.

History—history and philosophy of science.

Linguistics—anthropological-archeological; computational; psycholinguistics; sociolinguistics.

Political science—area or regional studies; comparative government; history of political ideas; international relations and

law; national political and legal systems; political theory; public administration.

Sociology—comparative and historical; complex organizations; culture and social structure; demography; group interactions; social problems and social welfare; sociological theory.

Social sciences, n.e.c.²—research in law and education not elsewhere classified; socioeconomic geography.

Other sciences, n.e.c.²—to be used for multidisciplinary and interdisciplinary projects that cannot be classified within one of the above broad fields of science.

ffrdc's

A list of university-managed FFRDC's is shown below. This list resulted from the findings of an interagency task force formed to study this area and has been amended over time to reflect institutional changes. The Director, Division of Science Resources Studies, NSF, should be advised of any changes in the status of the centers.

department of defense

department of the navy

Center for Naval Analyses
(University of Rochester)
Arlington, Virginia

department of the air force

Lincoln Laboratory
(Massachusetts Institute of Technology)
Lexington, Massachusetts

department of energy

Ames Laboratory
(Iowa State University of Science
and Technology)
Ames, Iowa

Argonne National Laboratory
(University of Chicago and Argonne
Universities Association)
Argonne, Illinois

Brookhaven National Laboratory
(Associated Universities, Inc.)
Upton, Long Island, New York

E. O. Lawrence Berkeley Laboratory
(University of California)
Berkeley, California

E. O. Lawrence Livermore Laboratory
(University of California)
Livermore, California

Fermi National Accelerator Laboratory
(Universities Research Association, Inc.)
Batavia, Illinois

Los Alamos Scientific Laboratory
(University of California)
Los Alamos, New Mexico

Oak Ridge Institute of Nuclear Studies
(Oak Ridge Associated Universities)
Oak Ridge, Tennessee

Plasma Physics Laboratory
(Princeton University)
Princeton, New Jersey

Stanford Linear Accelerator Center
(Stanford University)
Stanford, California

national aeronautics and space administration

Jet Propulsion Laboratory
(California Institute of Technology)
Pasadena, California

national science foundation

Cerro Tololo Inter-American Observatory
(Association of Universities for Research
in Astronomy, Inc.)
La Serena, Chile

Kitt Peak National Observatory
(Association of Universities for Research
in Astronomy, Inc.)
Tucson, Arizona

National Astronomy and Ionosphere Center
(Cornell University)
Arecibo, Puerto Rico

National Center for Atmospheric Research
(University Corp. for Atmospheric
Research)
Boulder, Colorado

National Radio Astronomy Observatory
(Associated Universities, Inc.)
Green Bank, West Virginia

Sacramento Peak Observatory
(Association of Universities for Research
in Astronomy, Inc.)
Sunspot, New Mexico

detailed statistical tables

	page		page		page
Federal Obligations to Universities and Colleges		Summary, FY 1982		Field, FY 1982	
Trends		B-9. By agency and type of activity	54	B-19. Research and development by agency	72
B-1. By type of activity: FY 1963-82	42	Geographic Distribution, FY 1982		B-20. HHS obligations for research and development by HHS component	73
B-2. By type of activity and agency: FY 1963-82	43	B-10. Number of recipient institutions by type of activity	55	B-21. DOD obligations for research and development by DOD component	74
B-3. By geographic division and State: FY 1975-82	46	B-11. By agency	58	B-22. Research and development to the 100 universities and colleges receiving the largest amounts	75
B-4. The 100 receiving the largest amounts: FY 1975-82	47	B-12. Academic science/engineering by agency	59	B-23. Research and development by geographic division and State	77
B-5. Research and development by detailed field of science/engineering: FY 1975-82	49	100 Institutions Ranked in Order of Amount Received, FY 1982		B-24. Fellowships, traineeships, and training grants by agency	78
B-6. Research and development by geographic division and State: FY 1975-82	50	B-13. By type of activity	60	B-25. HHS obligations for fellowships, traineeships, and training grants by HHS component	79
B-7. Research and development to the 100 universities and colleges receiving the largest amounts: FY 1975-82	51	B-14. By agency	62	B-26. Fellowships, traineeships, and training grants to the 100 universities and colleges receiving the largest amounts	80
B-8. Fellowships, traineeships, and training grants by detailed field of science/engineering: FY 1975-82	53	B-15. Academic science/engineering by agency	64		
		B-16. Research and development by agency	66		
		B-17. Fellowships, traineeships, and training grants by agency	68		
		B-18. General support for science/engineering by agency	70		

Type of Institutional Control, FY 1982

B-27. Highest degree granted in the sciences and engineering by agency 82

B-28. Number of universities and colleges by highest degree granted in the sciences/engineering, and by type of activity 83

B-29. Highest degree granted in the sciences and engineering by type of activity 84

B-30. Number of recipient institutions by geographic distribution and type of activity 85

B-31. Percent distribution by geographic distribution and type of activity 90

B-32. The 100 public universities and colleges receiving the largest amounts by agency 93

B-33. The 100 private universities and colleges receiving the largest amounts by agency 95

Institutional Listings by State, FY 1982

B-34. By type of activity 97

B-35. By agency 129

B-36. Research and development by agency 160

B-37. R&D plant by agency 169

NCES Institutional Category, FY 1982

B-38. By institution and agency 171

B-39. By geographic division and State 204

Historically Black Colleges, FY 1982

B-40. By institution and type of activity 205

B-41. By institution and agency 207

Systems Offices of Universities and Colleges, FY 1982

B-42. By agency 209

B-43. Research and development by agency 211

Federal Science/Engineering Obligations to University-Administered FFRDC's¹

B-44. By type of activity: FY 1963-82 212

B-45. By agency: FY 1963-82 213

B-46. By institution: FY 1963-82 214

B-47. By agency and type of activity: FY 1982 216

¹Federally funded research and development centers

B-48. By State, institution, agency and type of activity: FY 1982 217

Federal Obligations to Independent Nonprofit Institutions and Nonprofit-Administered FFRDC's

B-49. Research and development and R&D plant, by geographic distribution, institution, and agency: FY 1982 219

B-50. The 100 nonprofit institutions receiving the largest amounts: FY 1980-82 227

B-51. To research institutes for research, development, and R&D plant by agency: FY 1982 228

B-52. To voluntary hospitals for research, development, and R&D plant by agency: FY 1982 233

B-53. To other independent nonprofit institutions for research, development, and R&D plant by agency: FY 1982 236

B-54. To FFRDC's administered by independent nonprofit institutions for research, development, and R&D plant: FY 1975-82 239

TABLE B-1. -- FEDERAL OBLIGATIONS TO UNIVERSITIES AND COLLEGES,
BY TYPE OF ACTIVITY: FY 1963-82 1/

(DOLLARS IN THOUSANDS)

FISCAL YEAR	TOTAL OBLIGATIONS	ACADEMIC SCIENCE/ENGINEERING							NON-SCIENCE/ENGINEERING ACTIVITIES
		TOTAL ACADEMIC SCIENCE/ENGINEERING	RESEARCH AND DEVELOPMENT	R&D PLANT	FACILITIES FOR INSTRUCTION IN THE SCIENCES & ENGINEERING 2/	FELLOWSHIPS, TRAINEESHIPS, & TRAINING GRANTS	GENERAL SUPPORT FOR SCIENCE/ENGINEERING	OTHER SCIENCE/ENGINEERING ACTIVITIES	
1963	1,413,015	1,328,511	829,524	105,896	(3)	(3)	(3)	393,091	84,504
1964	1,624,963	1,528,604	975,597	100,837	(3)	(3)	(3)	452,170	96,359
1965	2,305,455	1,816,171	1,094,963	126,196	(3)	(3)	(3)	595,012	489,284
1966	3,009,950	2,163,504	1,252,146	114,767	(3)	365,560	(3)	431,031	846,446
1967	3,317,709	2,323,795	1,301,242	111,309	(3)	447,236	(3)	464,008	993,914
1968	3,386,637	2,349,817	1,398,305	96,148	(3)	440,895	(3)	414,469	1,036,820
1969	3,462,370	2,361,399	1,474,681	54,516	(3)	436,270	(3)	395,932	1,100,971
1970	3,236,612	2,187,579	1,446,618	44,778	(3)	429,408	(3)	266,775	1,049,033
1971	3,498,596	2,343,129	1,551,391	29,942	28,729	421,029	99,669	212,369	1,155,467
1972	4,144,570	2,598,989	1,852,963	36,917	26,341	387,888	83,288	211,592	1,545,581
1973	3,839,102	2,464,362	1,870,690	43,338	13,372	287,210	38,964	210,788	1,374,740
1974	4,480,372	2,736,984	2,085,204	29,009	3,506	326,600	86,974	205,691	1,743,388
1975	4,547,191	2,805,783	2,246,088	44,787	5,026	201,273	46,353	262,256	1,741,408
1976	5,402,764	2,959,656	2,430,970	23,899	3,210	174,871	74,483	252,223	2,443,108
1977	6,489,735	3,351,337	2,803,017	36,471	3,282	184,671	75,928	247,968	3,138,398
1978	7,471,843	3,959,832	3,385,770	34,328	4,906	205,925	74,398	254,505	3,512,011
1979	7,603,908	4,472,659	3,873,514	32,068	6,743	204,866	92,483	262,985	3,131,249
1980	8,298,118	4,803,251	4,159,857	37,780	3,776	223,086	91,541	287,211	3,494,867
1981	7,704,329	5,071,856	4,410,464	27,694	4,563	214,915	92,721	321,499	2,632,473
1982	8,702,380	5,245,484	4,552,543	31,200	829	234,058	80,137	346,717	3,456,896

1/ NOTE THAT SOME TREND SHIFTS ARE DUE TO INSTITUTIONAL RECLASSIFICATION. AS OF 1978, TWO LABORATORIES WHICH WERE FORMERLY CONSIDERED ACADEMICALLY ADMINISTERED FEDERALLY FUNDED RESEARCH AND DEVELOPMENT CENTERS (FFRDC'S) BECAME PART OF THEIR RESPECTIVE INSTITUTIONS: APPLIED PHYSICS LABORATORY (JOHNS HOPKINS UNIVERSITY) AND APPLIED RESEARCH LABORATORY (PENNSYLVANIA STATE UNIVERSITY). DATA FOR THESE LABORATORIES ARE THUS INCLUDED IN THE ACADEMIC FIGURES FOR 1978-82, BUT EXCLUDED FOR PRIOR YEARS.

SIMILARLY, DRAPER LABORATORIES SEPARATED FROM THE MASSACHUSETTS INSTITUTE OF TECHNOLOGY AS OF FY 1974 TO BECOME AN INDEPENDENT NONPROFIT INSTITUTION; ACADEMIC DATA SHOWN FOR 1963-73 INCLUDE DRAPER LABORATORIES, WHILE THOSE FOR 1974-82 DO NOT.

2/ SEE TECHNICAL NOTES.

3/ NOT SEPARATELY IDENTIFIED BUT INCLUDED UNDER "OTHER SCIENCE/ENGINEERING ACTIVITIES".

SOURCE: NATIONAL SCIENCE FOUNDATION

TABLE B-2. -- FEDERAL OBLIGATIONS TO UNIVERSITIES AND COLLEGES,
BY TYPE OF ACTIVITY AND AGENCY: FY 1963-82 1/

(DOLLARS IN MILLIONS)

ACTIVITY & YEAR	TOTAL	USDA	COM	DOD	OEO	ED	DOE 2/	EPA	HHS	HUD	INT	AID	LABOR	NASA	NSF	NRC	DOT
TOTAL OBLIGATIONS																	
1963	1,413.0	104.0	1.8	218.0	-	-	76.1	-	665.3	-	4.0	-	-	87.4	256.3	-	-
1964	1,625.0	115.0	1.7	258.1	-	-	79.9	-	780.0	-	5.3	-	-	107.6	277.5	-	-
1965	2,305.5	135.6	2.6	267.9	-	-	84.4	-	1,345.6	-	9.7	-	-	134.3	325.2	-	-
1966	3,010.0	141.0	2.8	278.0	-	-	96.9	-	1,952.2	-	22.4	-	-	142.2	374.5	-	-
1967	3,317.7	144.8	7.9	264.1	-	-	109.6	-	2,237.8	-	27.4	-	-	131.5	394.5	-	-
1968	3,386.6	144.2	9.8	243.1	54.7	-	119.7	-	2,222.2	1.7	28.2	-	6.6	129.8	422.8	-	3.8
1969	3,462.4	155.9	3.9	278.7	60.4	-	121.0	-	2,302.4	1.1	24.3	10.0	10.4	127.2	367.0	-	-
1970	3,236.6	182.1	4.9	265.5	35.6	-	144.5	-	2,060.9	.6	27.7	10.9	5.2	131.2	387.4	-	10.1
1971	3,498.6	214.6	9.7	249.0	37.5	-	105.8	27.2	2,274.6	.7	22.6	19.1	5.2	134.1	387.7	-	10.8
1972	4,144.6	238.6	26.0	243.9	30.0	-	95.3	23.3	2,842.0	1.5	24.4	18.7	7.5	119.0	458.7	-	15.9
1973	3,839.1	256.8	28.6	232.9	30.1	-	96.2	27.7	2,576.3	.9	23.8	10.7	8.3	111.4	419.6	-	15.9
1974	4,480.4	260.7	29.5	184.4	10.0	-	99.5	30.9	3,250.4	2.9	23.8	19.9	7.2	98.9	449.6	-	12.8
1975	4,547.2	290.7	26.4	190.5	-	-	124.3	38.8	3,207.9	2.3	28.8	12.4	5.5	108.0	490.5	.1	20.8
1976	5,402.8	328.6	39.1	211.9	-	-	144.1	33.0	3,964.3	1.4	28.2	13.5	4.5	118.9	496.3	3.3	15.7
1977	6,489.7	346.7	32.5	267.3	-	-	211.8	46.3	4,817.0	4.3	29.5	24.4	7.2	121.0	565.8	4.7	11.4
1978	7,471.8	394.8	35.9	452.3	-	-	269.7	55.8	5,403.8	10.5	44.0	28.1	12.6	130.5	607.1	8.8	17.8
1979	7,603.9	427.0	47.3	528.7	-	-	274.9	68.1	5,337.7	4.0	40.1	28.5	13.7	143.9	671.6	6.9	11.4
1980	8,298.1	448.4	51.9	555.9	-	2,832.1	312.2	83.1	2,985.8	4.3	45.8	38.6	16.2	171.2	726.3	7.0	19.4
1981	7,704.3	495.6	51.6	748.1	-	2,269.8	315.7	70.4	2,750.0	3.0	38.6	31.3	15.1	183.5	694.9	7.4	29.0
1982	8,702.4	532.1	40.0	884.2	-	3,226.4	295.3	85.4	2,624.9	2.6	28.5	50.4	10.5	176.9	728.0	5.2	12.0
TOTAL ACADEMIC SCIENCE/ENGINEERING																	
1963	1,328.5	104.0	1.8	218.0	-	-	76.1	-	581.0	-	3.8	-	-	87.4	256.3	-	-
1964	1,528.6	115.0	1.7	258.1	-	-	79.9	-	683.8	-	5.1	-	-	107.6	277.5	-	-
1965	1,816.2	135.6	2.6	267.9	-	-	84.4	-	856.5	-	9.6	-	-	134.3	325.2	-	-
1966	2,163.5	141.0	2.8	278.0	-	-	96.9	-	1,109.2	-	19.1	-	-	142.2	374.5	-	-
1967	2,323.8	144.8	4.4	264.1	-	-	109.6	-	1,251.0	-	23.9	-	-	131.5	394.5	-	-
1968	2,349.8	144.2	8.0	243.1	12.5	-	119.7	-	1,229.4	1.7	28.2	-	6.6	129.8	422.8	-	3.7
1969	2,361.4	155.9	2.2	278.7	9.3	-	121.0	-	1,261.8	1.1	24.3	3.9	9.1	127.2	367.0	-	-
1970	2,187.6	182.1	3.9	265.5	18.9	-	114.5	-	1,036.7	.5	27.7	5.5	3.5	131.2	387.4	-	10.1
1971	2,343.1	214.6	7.6	249.0	16.4	-	105.8	27.2	1,142.3	.7	22.6	19.1	5.2	134.1	387.7	-	10.8
1972	2,599.0	238.6	26.0	243.9	8.3	-	95.3	23.3	1,318.4	1.5	24.3	18.7	7.3	119.0	458.7	-	15.9
1973	2,464.4	256.8	28.4	232.9	8.7	-	96.2	27.7	1,225.0	.9	23.7	10.7	6.3	111.4	419.6	-	15.9
1974	2,737.0	260.7	29.4	184.4	4.1	-	99.5	30.9	1,515.4	.6	23.8	19.9	7.1	98.9	449.6	-	12.8
1975	2,805.8	290.7	25.8	190.5	-	-	124.3	38.8	1,467.3	2.3	28.8	12.4	5.5	108.0	490.5	**	20.8
1976	2,959.7	328.6	38.2	211.9	-	-	144.1	33.0	1,522.2	1.4	28.2	13.5	4.5	118.9	496.3	3.2	15.7
1977	3,351.3	343.2	32.5	267.3	-	-	208.1	46.3	1,686.5	4.3	29.5	24.4	7.2	121.0	565.8	4.5	10.9
1978	3,959.8	391.7	35.9	452.3	-	-	267.2	54.7	1,900.8	10.5	42.5	28.1	12.6	130.5	607.1	8.4	17.5
1979	4,472.7	422.5	47.3	528.7	-	-	273.9	66.7	2,216.0	4.0	40.1	28.5	11.1	143.9	671.6	6.9	11.4
1980	4,803.3	444.1	51.2	555.9	-	61.0	309.6	81.3	2,281.1	4.3	42.4	38.6	10.3	171.2	726.3	7.0	19.1
1981	5,071.9	491.4	51.6	725.9	-	65.5	310.4	67.3	2,363.9	3.0	34.2	31.3	12.9	183.5	694.9	7.4	28.5
1982	5,245.5	529.7	40.0	867.6	-	91.9	288.2	84.8	2,332.8	2.6	28.3	50.4	8.4	176.9	728.0	5.0	12.0
RESEARCH AND DEVELOPMENT																	
1963	829.5	40.6	1.5	218.0	-	-	68.3	-	332.9	-	3.8	-	-	59.8	104.6	-	-
1964	975.6	47.5	1.1	258.1	-	-	70.5	-	399.2	-	5.0	-	-	78.2	115.8	-	-
1965	1,095.0	59.1	2.1	267.9	-	-	74.8	-	441.9	-	9.5	-	-	100.6	139.2	-	-
1966	1,252.1	62.9	2.1	278.0	-	-	83.2	-	507.3	-	18.7	-	-	107.4	192.5	-	-
1967	1,301.2	64.0	3.4	264.1	-	-	89.7	-	577.0	-	23.9	-	-	109.0	170.2	-	-
1968	1,398.3	62.2	6.7	243.1	12.5	-	101.8	-	619.1	1.0	27.8	-	6.6	126.1	187.7	-	3.7
1969	1,474.7	63.6	1.7	278.7	9.3	-	103.1	-	667.1	1.0	23.5	3.9	9.1	122.3	191.5	-	-
1970	1,446.6	67.4	3.2	265.5	18.9	-	101.4	-	614.9	.5	27.1	5.5	3.5	127.4	201.2	-	10.1
1971	1,551.4	74.8	6.9	249.0	16.4	-	95.9	17.0	695.7	.7	21.3	17.1	3.3	128.5	216.9	-	8.0
1972	1,853.0	88.6	23.6	243.9	8.3	-	86.8	17.7	879.3	1.5	23.0	13.5	7.3	112.4	334.7	-	12.4
1973	1,870.7	93.8	24.9	232.9	8.7	-	85.2	18.6	903.8	.9	22.2	8.4	5.0	102.6	348.5	-	15.2
1974	2,085.2	96.7	26.6	184.4	3.4	-	94.6	24.1	1,129.0	.6	22.2	18.4	5.6	92.0	376.1	-	11.5
1975	2,246.1	110.5	22.2	190.5	-	-	119.2	33.8	1,205.2	2.3	27.2	8.3	4.0	100.2	404.6	.0	18.1
1976	2,431.0	124.2	29.0	211.9	-	-	138.1	29.3	1,296.2	1.4	25.7	10.7	3.0	106.8	436.6	3.2	14.9
1977	2,803.0	142.2	32.2	267.3	-	-	187.2	45.0	1,452.1	4.3	27.4	20.2	7.2	113.7	491.0	3.8	9.6
1978	3,385.8	175.3	35.0	452.3	-	-	251.1	51.1	1,657.6	10.5	34.3	24.9	12.6	124.7	531.5	8.4	16.4
1979	3,873.5	193.8	45.9	528.7	-	-	256.4	60.9	1,966.5	4.0	35.3	28.0	11.1	137.2	587.8	6.5	11.4
1980	4,159.9	211.8	50.0	555.9	-	48.0	279.6	76.7	2,025.8	4.3	38.8	38.6	10.3	161.3	633.8	6.1	19.1
1981	4,410.5	241.4	51.0	700.4	-	56.1	281.8	64.0	2,113.0	3.0	30.2	31.3	12.9	173.9	616.6	7.0	27.8
1982	4,552.5	256.5	39.1	813.7	-	34.4	265.2	78.0	2,110.6	.5	21.5	50.4	8.4	167.7	689.7	5.0	11.7

SEE FOOTNOTES AT END OF TABLE.

BEST COPY AVAILABLE

TABLE B-2. -- FEDERAL OBLIGATIONS TO UNIVERSITIES AND COLLEGES,
BY TYPE OF ACTIVITY AND AGENCY: FY 1963-82 1/

(DOLLARS IN MILLIONS)

-CONTINUED

ACTIVITY & YEAR	TOTAL	USDA	COM	DOD	OEI	ED	DOE 2/	EPA	HHS	HUD	INT	AID	LABOR	NASA	NSF	NRC	DOT
R&D PLANT																	
1963	105.9	0.0	0.0	0.0			2.6		39.2		0.1			13.4	50.6		
1964	100.8	0.0	0.0	0.0			4.0		39.9		0.0			9.1	47.8		
1965	126.2	3.2	0.0	0.0			3.8		54.8		**			8.4	56.0		
1966	114.8	2.0	0.0	0.0			7.4		48.5		.2			7.4	49.3		
1967	111.3	2.0	.3	0.0			13.8		38.1		0.0			5.0	52.1		
1968	96.1	1.9	.2	0.0	0.0		11.9		36.9	0.0	0.0		0.0	0.0	45.3		0.0
1969	54.5	1.2	0.0	0.0	0.0		11.4		20.5	0.0	**	0.0	0.0	0.0	21.4		0.0
1970	44.8	1.1	**	0.0	0.0		7.1		20.0	0.0	0.0	0.0	0.0	0.0	16.5		0.0
1971	29.9	0.0	0.0	0.0	0.0		4.8		15.2	0.0	0.0	0.0	0.0	.2	9.7		0.0
1972	36.9	0.0	0.0	0.0	0.0		4.1		22.2	0.0	0.0	0.0	0.0	.6	10.0		0.0
1973	43.3	0.0	.3	0.0	0.0		5.6		26.7	0.0	.2	0.0	0.0	3.0	7.4		0.0
1974	29.0	0.0	0.0	0.0	0.0		4.2		14.5	0.0	0.0	0.0	0.0	1.1	10.2		0.0
1975	44.8	0.0	0.0	0.0	0.0		4.2		22.9	0.0	0.0	0.0	0.0	1.1	17.6		0.0
1976	23.9	0.0	1.0	0.0	0.0		5.6		11.4	0.0	0.0	0.0	0.0	1.1	5.9		0.0
1977	36.5	0.0	0.0	0.0	0.0		17.5		11.1	0.0	0.0	0.0	0.0	**	7.3		0.0
1978	34.3	0.0	0.0	0.0	0.0		13.4	**	9.9	0.0	0.0	0.0	0.0	0.0	11.0		**
1979	32.1	0.0	0.0	0.0	0.0		9.1	0.0	7.5	0.0	0.0	0.5	0.0	.2	14.7		0.0
1980	37.8	0.0	0.0	0.0	0.0	0.0	20.6	0.0	4.4	0.0	0.0	0.0	0.0	.2	12.6		0.0
1981	27.7	0.0	0.0	1.1	0.0	0.0	19.6	0.0	2.0	0.0	0.0	0.0	0.0	1.1	4.9		0.0
1982	31.2	0.0	0.0	.5	0.0	0.0	18.8	1.4	5.4	0.0	0.0	0.0	0.0	.2	4.9		0.0
FACILITIES FOR INSTRUCTION 3/																	
1971 4/..	28.7	.3	0.0	0.0	0.0		2.3	0.0	13.9	0.0	.1	0.0	0.0	0.0	12.1		0.0
1972	26.3	.5	0.0	0.0	0.0		1.9	0.0	20.9	0.0	0.0	0.0	0.0	0.0	3.0		0.0
1973	13.4	0.0	0.0	0.0	0.0		2.3	0.0	9.4	0.0	.1	0.0	0.0	0.0	1.6		0.0
1974	3.5	0.0	0.0	0.0	0.0		0.0	0.0	4.4	0.0	**	0.0	0.0	0.0	3.1		0.0
1975	5.0	0.0	0.0	0.0	0.0		0.0	0.0	4.2	0.0	0.0	0.0	0.0	0.0	**		0.0
1976	3.2	0.0	.3	0.0	0.0		0.0	0.0	0.0	0.0	0.0	0.0	0.0	0.0	3.0		0.0
1977	3.3	0.0	0.0	0.0	0.0		.4	0.0	0.0	0.0	0.0	0.0	0.0	0.0	2.9		0.0
1978	4.9	0.0	0.0	0.0	0.0		1.3	0.0	0.0	0.0	**	0.0	0.0	0.0	3.5		0.0
1979	6.7	0.0	0.0	0.0	0.0		3.5	0.0	0.0	0.0	0.0	0.0	0.0	0.0	3.2		0.0
1980	3.8	0.0	0.0	0.0	0.0		0.9	0.0	0.0	0.0	0.0	0.0	0.0	0.0	2.8		0.0
1981	4.6	0.0	0.0	0.0	0.0		1.1	**	0.0	0.0	0.0	0.0	0.0	0.0	3.2		0.0
1982	.8	0.0	0.0	**	0.0	0.0	.8	0.0	0.0	0.0	0.0	0.0	0.0	0.0	0.0		0.0
FELLOWSHIPS, TRAINEESHIPS, & TRNG GRNTS																	
1966 4/..	365.6		0.0				3.2		289.9		0.0			25.0	47.5		
1967	447.2		0.0				3.7		379.2		0.0			15.0	49.4		
1968	440.9		0.0				3.6		387.0		0.0		0.0	.9	49.4		0.0
1969	436.3		0.0				5.5		375.7		0.0		0.0	1.3	53.8		0.0
1970	429.4		0.0				5.0		369.6		0.0		0.0	2.1	52.7		0.0
1971	421.0		**	0.0	0.0		2.6	10.1	361.4		**	0.0	.6	1.0	42.3		2.8
1972	387.9		.4	0.0	0.0		2.0	5.6	346.6		0.0	0.0	0.0	1.1	28.8		3.5
1973	287.2		.6	0.0	0.0		2.3	9.2	256.8		0.0	0.0	0.0	1.3	16.4		1.7
1974	326.6		**	0.0	0.7		.5	6.8	301.5		0.0	0.0	0.0	1.2	14.4		1.3
1975	201.3		**	0.0	0.0		.7	5.0	181.7		0.0	0.0	0.0	1.3	9.7		2.7
1976	174.9		0.0	0.0	0.0		.1	3.6	155.6		0.0	0.0	0.0	1.3	13.4	**	.8
1977	184.7		0.0	0.0	0.0		.2	1.3	165.9		0.0	0.0	0.0	1.4	14.8	.1	.8
1978	205.9		0.0	0.0	0.0		.7	3.6	184.2		0.0	3.2	0.0	1.3	11.7	**	.6
1979	204.9		0.0	0.0	0.0		1.9	4.5	182.3		0.0	.6	0.0	1.8	14.1	0.0	0.0
1980	223.1		0.0	0.0	0.0	13.0	0.0	4.5	187.6		1.4	0.0	0.0	2.8	13.8	0.0	0.0
1981	214.9		0.0	0.0	0.0	9.5	0.0	2.4	183.5		.9	0.0	0.0	3.7	14.8	.1	0.0
1982	234.1		0.0	0.0	0.0	57.5	.3	2.5	151.9		0.0	0.0	0.0	4.2	17.5	0.0	.4
GENERAL SUPPORT FOR SCIENCE/ENGINEERING																	
1971 4/..	99.7	0.0	.2	0.0	0.0		0.0	0.0	40.2	0.0	1.1	0.0	1.2	0.0	56.9		0.0
1972	83.3	0.0	1.5	0.0	0.0		0.0	0.0	40.7	0.0	1.2	5.2	0.0	0.0	34.7		0.0
1973	39.0	0.0	0.0	0.0	0.0		0.0	0.0	20.2	0.0	1.3	2.3	.9	0.0	14.2		0.0
1974	87.0	0.0	.5	0.0	0.0		0.0	0.0	64.2	0.0	1.6	1.5	1.4	0.0	17.8		0.0
1975	46.4	0.0	1.8	0.0	0.0		0.0	0.0	37.3	0.0	1.6	4.2	1.5	0.0	0.0		0.0
1976	74.5	0.0	4.4	0.0	0.0		0.0	0.0	41.8	0.0	2.4	2.8	1.5	0.0	21.6		0.0
1977	75.9	0.0	0.0	0.0	0.0		2.5	0.0	42.0	0.0	1.8	4.1	0.0	0.0	24.8	.7	0.0
1978	74.4	0.0	0.0	0.0	0.0		.3	0.0	45.0	0.0	5.0	0.0	0.0	0.0	23.8		.3
1979	92.5	4.7	0.0	0.0	0.0		**	1.3	52.8	0.0	4.4	0.0	0.0	0.0	29.4		0.0
1980	91.5	0.0	0.0	0.0	0.0		5.6	0.0	60.1	0.0	2.3	0.0	0.0	0.0	23.2		0.0
1981	92.7	0.0	0.0	7.1	0.0		0.0	.9	60.0	0.0	3.1	0.0	0.0	0.0	21.0	.4	0.0
1982	80.1	0.0	0.0	4.8	0.0		**	1.7	61.3	2.0	6.8	0.0	0.0	0.0	3.5		0.0

SEE FOOTNOTES AT END OF TABLE.

BEST COPY AVAILABLE

TABLE B-2. — FEDERAL OBLIGATIONS TO UNIVERSITIES AND COLLEGES,
BY TYPE OF ACTIVITY AND AGENCY: FY 1963-82 1/

(DOLLARS IN MILLIONS)

-CONTINUED

ACTIVITY & YEAR	TOTAL	USDA	COM	DOD	OEO	ED	DOE 2/	EPA	HHS	HUD	INT	AID	LABOR	NASA	NSF	NRC	DOT
OTHER SCIENCE/ ENGINEERING ACTIVITIES																	
1963	393.1	63.4	0.3	0.0	-	-	5.3	-	208.9	-	**	-	-	14.1	101.1	-	-
1964	452.2	67.5	.6	.0	-	-	5.4	-	244.6	-	**	-	-	20.2	113.9	-	-
1965	595.0	73.3	.6	.0	-	-	5.9	-	359.8	-	**	-	-	25.4	130.1	-	-
1966	431.0	76.1	.7	.0	-	-	3.1	-	263.4	-	0.2	-	-	2.3	85.2	-	-
1967	464.0	78.8	.7	.0	-	-	2.5	-	256.7	-	**	-	-	2.4	122.8	-	-
1968	414.5	80.1	1.0	.0	0.0	-	2.5	-	186.4	.7	.4	-	0.0	2.8	140.5	-	**
1969	395.9	91.1	.5	**	.0	-	1.0	-	198.4	.1	.9	0.0	.0	3.7	100.2	-	-
1970	266.8	113.5	.7	**	.0	-	1.0	-	32.2	.0	.6	0.0	.0	1.7	117.0	-	.0
1971	212.4	139.5	.5	.0	.0	-	.3	.0	15.9	.0	.0	2.0	.1	4.2	49.9	-	.0
1972	211.6	149.5	.6	.0	.0	-	.5	.0	8.6	.0	.0	.0	.0	4.9	47.5	-	.0
1973	210.8	163.0	2.7	.0	.0	-	.8	.0	8.0	.0	.0	.0	.4	4.5	31.4	-	.0
1974	205.7	164.0	2.2	.0	.0	-	.2	.0	5.7	.0	.0	.0	.0	5.7	27.9	-	.0
1975	262.3	180.2	1.7	.0	.0	-	.1	.0	15.3	.0	.0	.0	**	6.4	58.6	**	.0
1976	252.2	204.4	3.6	.0	.0	-	.3	.0	17.1	.0	.1	.0	.0	10.7	16.0	.0	.0
1977	248.0	201.0	.3	.0	.0	-	.3	.0	15.4	.0	.3	.0	.0	5.9	24.9	.0	.0
1978	254.5	216.4	.9	.0	.0	-	.3	.0	4.1	.0	.0	2.6	.0	4.4	25.6	.0	.2
1979	263.0	224.0	1.5	.0	.0	-	3.0	.1	6.9	.0	.0	.0	.0	4.7	22.4	.4	.0
1980	287.2	232.3	1.2	.0	.0	0.0	2.8	.0	3.4	.0	.0	.0	.0	6.9	40.2	.5	.0
1981	321.5	250.0	.7	17.1	.0	-	7.9	**	5.3	.0	**	.0	.0	5.7	34.4	.4	**
1982	346.7	273.2	.8	48.6	.0	-	3.1	.2	3.6	**	.0	.0	.0	4.8	12.4	.0	.0
NON-SCIENCE/ ENGINEERING ACTIVITIES																	
1963	84.5	.0	.0	.0	-	-	.0	-	84.3	-	.2	-	-	.0	.0	-	-
1964	96.4	.0	.0	.0	-	-	.0	-	96.2	-	.2	-	-	.0	.0	-	-
1965	489.3	**	.0	.0	-	-	.0	-	489.1	-	.1	-	-	.0	.0	-	-
1966	846.4	**	.0	.0	-	-	.0	-	843.1	-	3.4	-	-	.0	.0	-	-
1967	993.9	**	3.5	.0	-	-	.0	-	986.8	-	3.5	-	-	.0	.0	-	-
1968	1,036.8	.0	1.8	.0	42.2	-	.0	-	992.8	.0	.0	-	-	.0	.0	-	.1
1969	1,101.0	.0	1.8	**	51.1	-	.0	-	1,040.6	**	.0	6.1	1.3	.0	.0	-	-
1970	1,049.0	.0	1.0	**	16.7	-	.0	-	1,024.2	**	.0	5.4	1.7	.0	.0	-	.0
1971	1,155.5	.0	2.0	.0	21.1	-	.0	.0	1,132.3	.0	**	.0	.0	.0	.0	-	.0
1972	1,545.6	.0	.0	.0	21.7	-	.0	.0	1,523.5	.0	.1	.0	.2	.0	.0	-	.0
1973	1,374.7	.0	.1	.0	21.3	-	**	.0	1,351.2	.0	.1	.0	2.0	.0	.0	-	.0
1974	1,743.4	.0	.1	.0	5.9	-	.0	.0	1,735.0	2.2	.0	.0	.1	.0	.0	-	.0
1975	1,741.4	.0	.7	.0	-	-	.0	.0	1,740.6	.0	**	.0	.0	.0	.0	-	.0
1976	2,443.1	.0	.9	.0	-	-	.0	.0	2,442.1	.0	.1	.0	.0	.0	.0	**	.1
1977	3,138.4	3.5	.0	.0	-	-	3.7	.0	3,130.5	.0	.0	.0	.0	.0	.0	**	.2
1978	3,512.0	3.2	.0	.0	-	-	2.5	1.1	3,503.1	.0	1.5	.0	.0	.0	.0	.4	.2
1979	3,131.2	4.5	.0	.0	-	-	1.0	1.4	3,121.7	.0	.0	.0	2.6	.0	.0	**	.0
1980	3,494.9	4.3	.6	.0	-	-	2.7	1.9	704.7	.0	3.3	.0	5.9	.0	.0	**	.3
1981	2,632.5	4.2	.0	22.2	-	-	5.3	3.1	386.2	.0	4.5	.0	2.2	.0	.0	**	.5
1982	3,456.9	2.4	.0	16.6	-	-	7.1	1.6	292.1	.0	.2	.0	2.1	.0	.0	.2	.0

1/ SEE FOOTNOTE 1 AT END OF TABLE B-1.

2/ DATA SHOWN FOR FISCAL YEARS 1963-74 AND FISCAL YEARS 1975-77 REPRESENT OBLIGATIONS OF THE ATOMIC ENERGY COMMISSION AND THE ENERGY RESEARCH & DEVELOPMENT ADMINISTRATION, RESPECTIVELY.

3/ SEE TECHNICAL NOTES.

4/ DATA PREVIOUS TO THIS YEAR ARE NOT SEPARATELY IDENTIFIED BUT ARE INCLUDED UNDER "OTHER SCIENCE/ENGINEERING ACTIVITIES".

- INDICATES NOT AVAILABLE.

** INDICATES AMOUNT LESS THAN \$50,000.

SOURCE: NATIONAL SCIENCE FOUNDATION

TABLE B-3. -- FEDERAL OBLIGATIONS TO UNIVERSITIES AND COLLEGES,
BY GEOGRAPHIC DIVISION AND STATE: FY 1975-82 1/

GEOGRAPHIC DIVISION AND STATE	(DOLLARS IN THOUSANDS)							
	1975	1976	1977	1978	1979 2/	1980	1981	1982
UNITED STATES, TOTAL	4,547,191	5,402,764	6,489,735	7,471,843	7,603,908	8,298,118	7,704,329	8,702,380
NEW ENGLAND, TOTAL	417,449	470,718	580,619	673,635	574,863	794,623	743,183	867,380
CONNECTICUT	76,159	84,959	101,262	115,839	114,582	141,798	137,983	158,321
MAINE	16,520	21,972	23,893	28,439	13,610	29,096	24,433	31,947
MASSACHUSETTS	261,968	289,431	367,233	430,951	368,782	505,935	478,620	549,992
NEW HAMPSHIRE	17,411	21,925	28,624	29,910	21,924	35,946	32,021	37,575
RHODE ISLAND	24,901	29,896	34,191	37,776	35,047	52,618	43,638	62,682
VERMONT	20,490	22,535	25,416	30,720	20,918	29,230	26,488	26,863
MIDDLE ATLANTIC, TOTAL	747,004	847,154	1,037,563	1,220,703	990,056	1,450,818	1,258,460	1,392,154
NEW JERSEY	79,850	86,460	106,945	124,529	90,326	129,979	121,056	136,756
NEW YORK	454,385	508,470	626,079	746,768	599,317	891,813	764,654	817,297
PENNSYLVANIA	212,769	252,224	304,539	349,406	300,413	429,026	372,750	438,101
EAST NORTH CENTRAL, TOTAL	661,752	803,526	956,725	1,084,502	844,605	1,183,000	1,098,183	1,221,676
ILLINOIS	200,671	231,731	280,841	322,271	246,923	334,939	313,497	339,071
INDIANA	75,960	90,898	104,988	120,287	95,816	139,178	131,412	142,935
MICHIGAN	139,803	182,214	220,516	238,889	176,207	268,633	239,754	288,467
OHIO	137,595	168,744	201,509	235,461	185,575	257,448	242,446	274,777
WISCONSIN	107,723	129,939	148,871	167,594	140,084	182,802	171,074	176,426
WEST NORTH CENTRAL, TOTAL	341,949	411,377	472,236	515,023	436,245	587,715	500,131	574,422
IOWA	58,184	68,093	73,498	82,763	76,795	104,047	92,128	105,690
KANSAS	40,552	50,588	59,760	67,527	54,841	76,707	57,699	64,551
MINNESOTA	88,627	99,315	125,116	128,795	111,214	154,534	125,224	148,297
MISSOURI	98,058	114,321	135,044	145,570	122,595	159,955	143,916	156,176
NEBRASKA	28,047	42,131	37,848	40,761	37,358	42,950	37,053	45,778
NORTH DAKOTA	15,741	18,965	19,656	25,952	18,372	27,063	24,218	25,609
SOUTH DAKOTA	12,740	17,964	21,314	23,655	15,070	22,459	19,893	28,321
SOUTH ATLANTIC, TOTAL	730,564	849,559	1,029,621	1,286,101	1,205,479	1,456,929	1,499,079	1,646,433
DELAWARE	9,090	13,741	13,197	14,696	12,970	17,272	16,309	15,908
DISTRICT OF COLUMBIA	159,792	154,232	206,026	206,219	228,024	281,950	260,615	301,794
FLORIDA	101,027	120,654	159,458	186,909	127,259	182,578	172,406	199,675
GEORGIA	82,368	98,191	117,467	135,589	108,336	140,018	142,844	171,396
MARYLAND	110,536	130,301	147,596	308,507	363,153	358,176	471,959	434,940
NORTH CAROLINA	132,535	155,247	181,694	199,436	187,594	232,474	216,144	245,738
SOUTH CAROLINA	41,196	57,530	61,765	68,768	47,268	75,879	64,387	79,512
VIRGINIA	70,979	90,562	110,444	131,003	106,071	134,534	126,073	161,565
WEST VIRGINIA	23,041	29,101	31,974	34,974	24,804	34,048	28,342	35,905
EAST SOUTH CENTRAL, TOTAL	268,109	325,678	390,540	424,632	311,593	443,479	380,256	461,240
ALABAMA	83,966	102,411	114,508	125,687	97,041	131,647	115,552	139,266
KENTUCKY	46,148	54,122	73,659	73,190	50,580	79,417	61,633	81,119
MISSISSIPPI	47,734	58,191	72,129	83,002	54,044	79,550	67,702	88,476
TENNESSEE	90,261	110,954	130,244	142,753	109,828	152,865	135,369	152,379
WEST SOUTH CENTRAL, TOTAL	350,411	453,692	532,757	593,115	433,873	606,425	551,118	632,093
ARKANSAS	29,870	29,818	43,904	50,061	28,909	46,596	40,860	52,068
LOUISIANA	53,403	93,025	95,898	94,428	60,705	96,015	86,849	101,559
OKLAHOMA	48,472	55,740	62,257	71,260	41,482	68,372	55,849	69,103
TEXAS	218,666	275,109	330,698	377,366	302,777	395,442	367,560	409,363
MOUNTAIN, TOTAL	240,519	277,841	345,108	388,785	331,416	406,793	403,743	459,551
ARIZONA	40,917	46,822	65,851	71,867	59,589	79,553	75,349	87,126
COLORADO	76,187	86,191	106,053	118,303	102,767	130,898	119,557	123,891
IDAHO	7,767	11,020	13,388	15,928	9,657	16,795	15,784	17,723
MONTANA	12,880	15,924	17,940	19,637	14,563	21,461	18,168	22,329
NEVADA	6,861	9,062	12,004	11,636	10,063	11,866	12,226	13,633
NEW MEXICO	40,438	49,972	62,741	75,826	58,015	67,625	74,921	97,917
UTAH	47,116	49,128	55,736	65,105	65,454	67,957	76,032	84,399
WYOMING	8,353	9,722	11,395	10,483	11,308	10,638	11,706	12,533
PACIFIC, TOTAL	737,318	872,380	1,016,244	1,134,100	1,004,309	1,254,809	1,155,834	1,301,093
ALASKA	14,220	15,810	22,635	28,275	27,457	26,653	20,150	16,553
CALIFORNIA	529,184	612,517	718,743	802,820	725,481	893,448	837,222	925,408
HAWAII	28,023	37,615	34,827	44,070	40,271	44,940	37,927	41,150
OREGON	56,233	71,764	86,013	93,217	70,066	102,991	89,225	127,616
WASHINGTON	109,658	134,674	154,026	165,718	141,034	186,777	171,310	190,366
OUTLYING AREAS, TOTAL	52,116	90,839	128,322	151,247	68,794	113,527	114,342	146,338
GUAM	1,172	1,941	2,497	3,071	2,243	1,514	2,603	5,379
PUERTO RICO	49,550	87,284	124,115	145,192	63,567	109,487	108,823	135,465
AMERICAN SAMOA	125	166	195	411	350	420	169	915
VIRGIN ISLANDS	1,269	1,291	1,422	2,056	2,415	1,746	2,522	2,268
TRUST TERRITORY PAC ISL	0	157	93	517	219	360	225	2,311

1/ SEE FOOTNOTE 1 AT END OF TABLE B-1.

2/ SEE TECHNICAL NOTES.

NOTE: DATA FOR EACH YEAR REFLECT SUPPORT FROM THE AGENCIES INCLUDED IN THE SURVEY SYSTEM FOR THAT YEAR.

SOURCE: NATIONAL SCIENCE FOUNDATION

TABLE B-4. -- FEDERAL OBLIGATIONS TO THE 100 UNIVERSITIES AND COLLEGES RECEIVING THE LARGEST AMOUNTS: FY 1975-82 1/

(DOLLARS IN THOUSANDS)

RANK	INSTITUTION (RANKED BY TOTAL 1982 FEDERAL OBLIGATIONS)	1975	1976	1977	1978	1979 2/	1980	1981	1982
	TOTAL, ALL INSTITUTIONS	4,547,191	5,402,764	6,489,735	7,471,843	7,603,908	8,298,118	7,704,329	8,702,380
1	JOHNS HOPKINS UNIVERSITY	57,234	58,742	64,435	212,466	291,020	260,977	378,608	327,090
2	HOWARD UNIVERSITY	94,762	99,939	116,381	116,195	130,047	166,146	153,335	177,553
3	MASS INST OF TECHNOLOGY	80,342	79,580	109,439	130,586	124,731	163,206	160,207	164,182
4	STANFORD UNIVERSITY	70,269	73,513	84,946	94,009	109,760	122,223	120,492	137,314
5	UNIVERSITY OF WASHINGTON	81,015	85,448	96,953	105,671	112,537	131,261	128,147	128,197
6	UNIVERSITY OF MINNESOTA	73,651	71,858	92,684	93,558	98,003	115,750	100,383	109,957
7	UNIV OF CAL LOS ANGELES	75,105	75,156	86,257	97,779	102,761	118,908	112,650	108,118
8	UNIV OF CAL SAN DIEGO	63,210	70,821	77,051	88,508	96,091	103,043	101,718	107,869
9	CORNELL UNIVERSITY	53,866	57,574	69,979	79,729	86,158	97,944	93,045	107,846
10	HARVARD UNIVERSITY	65,186	67,149	76,711	89,949	93,457	109,038	106,361	104,442
	TOTAL 1ST 10 INSTITUTIONS	714,640	739,780	874,836	1,108,850	1,244,565	1,388,496	1,454,946	1,472,568
11	UNIVERSITY OF MICHIGAN	59,149	63,478	74,883	86,519	81,729	100,164	94,118	100,432
12	UNIV OF WIS-MADISON	65,513	69,019	77,878	94,330	99,171	109,988	115,517	100,091
13	COLUMBIA UNIV MAIN DIV	65,808	63,766	74,507	84,941	88,954	99,213	99,084	97,892
14	UNIV OF PENNSYLVANIA	58,900	61,149	68,829	78,350	80,346	89,176	93,655	97,878
15	YALE UNIVERSITY	51,321	52,557	60,261	67,892	75,950	87,060	88,084	97,750
16	UNIV OF CAL SAN FRANCISCO	45,202	51,769	48,034	59,488	72,967	80,023	82,156	84,053
17	UNIV OF CAL BERKELEY	60,368	66,682	67,881	65,720	66,996	70,343	77,966	82,943
18	UNIV OF ILL URBANA	46,627	46,678	52,603	58,868	58,107	68,565	69,996	81,644
19	PENNSYLVANIA STATE UNIV	34,268	41,141	49,223	66,767	62,623	85,774	72,603	80,771
20	UNIVERSITY OF ROCHESTER	33,959	31,276	42,944	46,653	43,663	52,182	52,599	67,447
	TOTAL 1ST 20 INSTITUTIONS	1,235,755	1,287,295	1,491,879	1,823,378	1,975,071	2,230,984	2,300,724	2,363,469
21	MICHIGAN STATE UNIVERSITY	33,038	36,578	42,441	43,666	43,647	59,168	60,617	63,792
22	UNIV OF SOUTHERN CAL	42,508	53,018	54,422	61,829	61,440	62,208	59,597	63,238
23	UNIVERSITY OF CHICAGO	47,629	49,778	54,209	61,262	60,046	62,706	63,565	63,083
24	OHIO STATE UNIVERSITY	44,772	45,579	54,091	64,107	56,446	64,952	68,462	62,759
25	WASHINGTON UNIVERSITY	40,529	37,663	45,367	52,151	56,794	63,340	62,557	61,541
26	DUKE UNIVERSITY	35,490	36,655	40,847	46,870	51,668	54,047	54,189	60,460
27	UNIVERSITY OF COLORADO	35,425	39,299	48,078	53,375	54,980	66,134	63,158	59,232
28	GALLAUDET COLLEGE	29,415	15,548	18,725	33,103	45,757	57,135	51,204	58,581
29	NEW YORK UNIVERSITY	38,418	57,923	48,615	54,905	51,186	60,491	52,138	57,351
30	UNIV OF NC AT CHAPEL HILL	33,169	37,330	38,906	43,691	57,528	55,105	52,815	57,328
	TOTAL 1ST 30 INSTITUTIONS	1,616,148	1,696,666	1,937,780	2,337,537	2,514,563	2,836,270	2,889,026	2,970,834
31	UNIVERSITY OF FLORIDA	28,160	27,830	31,701	38,751	34,807	42,642	46,247	55,872
32	PURDUE UNIVERSITY	32,973	36,551	37,853	44,383	41,176	53,083	50,523	55,783
33	UNIVERSITY OF PITTSBURGH	31,838	30,214	35,543	41,340	43,376	57,260	49,291	52,897
34	YESHIVA UNIVERSITY	44,419	32,011	34,410	36,340	43,678	48,423	49,804	51,911
35	GEORGIA INSTITUTE OF TECH	10,380	13,723	21,015	24,877	25,354	31,229	37,688	50,370
36	TEXAS A & M UNIVERSITY	23,332	28,275	28,799	34,204	40,479	40,023	51,938	49,906
37	UNIVERSITY OF UTAH	31,142	31,566	35,713	42,863	44,341	42,874	47,520	49,621
38	INDIANA UNIVERSITY	28,252	30,786	36,849	44,393	37,790	48,333	44,662	49,340
39	UNIVERSITY OF ARIZONA	26,636	27,446	37,443	39,534	40,897	48,059	47,700	49,136
40	UNIV OF TEXAS AT AUSTIN	28,564	28,079	34,619	47,701	45,525	49,502	50,955	48,452
	TOTAL 1ST 40 INSTITUTIONS	1,901,844	1,983,147	2,271,725	2,731,923	2,911,986	3,297,698	3,365,354	3,484,122
41	UNIVERSITY OF IOWA	27,529	32,250	32,027	37,326	43,010	47,232	45,251	48,013
42	NEW MEXICO STATE UNIV	13,710	16,747	19,630	24,695	16,135	20,479	31,274	47,281
43	BOSTON UNIVERSITY	25,195	26,904	33,020	36,948	32,893	38,544	39,754	44,481
44	OREGON STATE UNIVERSITY	19,226	22,066	26,009	27,462	28,012	37,829	35,148	43,198
45	NORTHWESTERN UNIVERSITY	25,853	27,008	31,911	38,401	38,521	41,638	39,541	43,124
46	CASE WESTERN RESERVE UNIV	27,046	26,265	28,808	34,659	37,706	40,620	41,429	41,747
47	BAYLOR COL OF MEDICINE	22,356	21,558	24,000	30,042	33,268	35,071	37,921	40,588
48	UNIV OF CAL DAVIS	27,339	26,005	31,137	38,476	39,324	50,109	38,158	39,999
49	UNIV ALABAMA BIRMINGHAM	29,702	33,030	31,548	37,552	38,034	39,528	39,389	39,665
50	UNIVERSITY OF MIAMI	33,526	28,807	40,550	41,713	41,199	46,381	40,647	39,637
	TOTAL 1ST 50 INSTITUTIONS	2,153,326	2,243,787	2,570,365	3,079,197	3,260,088	3,695,129	3,753,866	3,911,855

SEE FOOTNOTES AT END OF TABLE.

TABLE B-4. — FEDERAL OBLIGATIONS TO THE 100 UNIVERSITIES AND COLLEGES RECEIVING THE LARGEST AMOUNTS: FY 1975-82 1/

CONTINUED

(DOLLARS IN THOUSANDS)

RANK	INSTITUTION (RANKED BY TOTAL 1982 FEDERAL OBLIGATIONS)	1975	1976	1977	1978	1979 2/	1980	1981	1982
51	CALIFORNIA INST OF TECH	22,984	24,212	27,099	30,907	35,442	38,358	35,932	39,615
52	UNIVERSITY OF CINCINNATI	16,044	20,698	21,517	22,631	28,158	37,230	32,550	39,245
53	UNIV OF MD COLLEGE PARK	19,115	23,005	27,102	28,562	27,454	36,482	35,914	38,477
54	TUFTS UNIVERSITY	13,050	10,709	22,260	13,923	17,474	18,227	20,935	36,710
55	UNIVERSITY OF NEW MEXICO	18,229	23,420	29,449	34,786	31,858	32,158	30,455	35,320
56	RUTGERS THE ST UNIV OF NJ	19,229	20,607	23,889	32,621	25,882	32,110	33,139	35,023
57	UNIVERSITY OF CONNECTICUT	16,457	18,379	22,380	25,526	29,086	31,909	33,139	34,968
58	UNIVERSITY OF VIRGINIA	19,838	21,269	25,794	28,913	31,167	32,367	31,740	34,205
59	HOODS HOLE OCNRPHIC INST	15,507	16,615	18,011	21,465	19,613	24,171	29,097	34,168
60	VANDERBILT UNIVERSITY	19,613	25,409	21,203	25,050	26,111	33,099	33,916	34,134
TOTAL 1ST 60 INSTITUTIONS		2,333,362	2,448,110	2,809,066	3,343,581	3,532,333	4,011,265	4,070,683	4,273,720
61	SUNY AT ALBANY	12,898	5,758	6,778	7,760	8,773	9,235	9,317	33,848
62	VIRGINIA COMMONWLTN UNIV	10,707	12,523	17,657	20,456	21,351	24,616	24,285	33,842
63	THE OREG HLTH SCI UNIV	10,396	9,656	10,748	12,808	14,972	15,773	14,920	33,744
64	UNIVERSITY OF KENTUCKY	21,314	26,746	30,179	31,988	28,044	35,481	29,157	33,241
65	N C STATE UNIV. AT RALEIGH	17,831	19,338	22,425	23,315	26,535	35,548	29,339	32,744
66	UNIVERSITY OF GEORGIA	19,795	20,215	22,123	22,876	23,532	26,712	26,240	32,348
67	CARNEGIE-MELLON UNIV	11,504	12,331	16,028	17,699	17,962	26,701	25,434	31,410
68	LOUISIANA STATE UNIV	15,134	34,876	22,272	27,901	25,440	32,621	32,387	30,987
69	UNIV OF MISSOURI COLUMBIA	22,417	22,937	26,085	30,113	29,863	33,157	28,900	30,507
70	COLORADO STATE UNIVERSITY	23,127	22,090	31,016	29,017	29,197	32,146	28,879	30,335
TOTAL 1ST 70 INSTITUTIONS		2,498,485	2,634,580	3,014,377	3,567,514	3,758,002	4,283,235	4,319,541	4,596,726
71	PRINCETON UNIVERSITY	19,844	18,745	20,240	21,164	22,772	26,795	28,402	29,595
72	TEMPLE UNIVERSITY	17,892	20,906	23,707	25,845	23,061	31,891	26,241	28,754
73	UNIV. OF HAWAII-MANOA	26,888	34,937	28,465	25,884	29,525	31,935	27,280	28,278
74	U TEX HLTH SCI CTR DALLAS	15,768	15,733	20,581	22,211	26,796	28,665	29,442	28,169
75	U TENNESSEE KNOXVILLE	20,112	24,174	21,784	33,329	30,870	36,265	32,768	28,001
76	UNIV OF CAL IRVINE	12,799	13,077	15,226	17,624	18,104	24,664	25,059	27,514
77	GEORGETOWN UNIVERSITY	9,551	13,493	34,387	19,896	19,040	23,773	18,505	26,886
78	VA POLYTECH INST & ST U	14,410	15,959	17,783	23,090	24,965	27,037	26,488	26,871
79	SUNY AT STONY BROOK	10,839	13,014	15,204	17,173	18,114	22,695	23,681	26,381
80	UNIV OF MD BALT PROF SCH	18,206	18,625	21,605	23,467	27,108	24,001	27,121	26,350
TOTAL 1ST 80 INSTITUTIONS		2,664,794	2,823,243	3,233,359	3,797,197	3,998,357	4,561,766	4,584,528	4,873,525
81	IOWA ST U OF SCI & TECH	17,433	14,042	16,953	19,248	20,573	21,963	21,942	24,812
82	WASHINGTON STATE UNIV	12,279	19,908	25,384	22,178	16,602	22,570	19,599	24,083
83	EMORY UNIVERSITY	18,625	19,128	18,268	18,540	20,060	22,351	21,927	23,826
84	UTAH STATE UNIVERSITY	11,290	11,784	11,385	12,995	14,112	15,469	20,859	23,772
85	UNIVERSITY OF KANSAS	20,108	20,654	25,861	27,541	27,714	32,598	25,552	23,665
86	UNIV OF CAL SANTA BARBARA	6,690	7,930	11,642	13,267	10,647	15,318	17,620	23,532
87	ROCKEFELLER UNIVERSITY	13,536	14,067	16,814	18,868	18,619	21,484	21,767	22,920
88	BROWN UNIVERSITY	10,052	11,945	12,948	15,115	16,772	21,102	20,783	22,794
89	CUNY MT SINAI SCH OF MED	18,069	18,446	20,184	22,317	25,446	25,880	23,519	22,617
90	U P R - REGIONAL COL ADMN	-	-	-	-	8,755	29	16	22,426
TOTAL 1ST 90 INSTITUTIONS		2,792,876	2,961,147	3,392,798	3,967,266	4,177,657	4,760,530	4,778,112	5,107,972
91	WAYNE STATE UNIVERSITY	12,954	19,196	22,673	22,732	22,230	22,261	21,350	22,238
92	UNIV OF MASS AT AMHERST	16,614	19,913	24,964	27,876	19,119	33,757	26,873	21,913
93	UNIV OF NEBRASKA-LINCOLN	10,334	12,430	14,635	15,803	15,608	17,714	18,557	21,651
94	MISSISSIPPI STATE UNIV	11,876	14,133	15,814	18,283	15,987	17,410	16,669	21,327
95	GEORGE WASHINGTON UNIV	15,404	12,671	19,615	18,842	22,731	21,740	21,963	21,311
96	OKLAHOMA STATE UNIVERSITY	13,152	14,577	18,137	18,926	13,567	18,211	17,206	21,295
97	UNIV OF RHODE ISLAND	11,288	12,042	14,212	12,957	14,525	19,092	15,911	21,081
98	UNIVERSITY OF DAYTON	7,310	8,657	12,900	15,661	15,560	18,202	18,672	20,953
99	UNIVERSITY OF OREGON MAIN	11,700	12,870	14,781	17,105	14,155	18,296	15,597	19,853
100	SUNY AT BUFFALO	17,503	19,186	19,166	20,187	19,776	22,788	19,959	19,586
TOTAL 1ST 100 INSTITUTIONS		2,921,011	3,106,822	3,569,695	4,155,638	4,350,915	4,970,001	4,970,869	5,319,180

1/ SEE FOOTNOTE 1 AT END OF TABLE B-1.

2/ SEE TECHNICAL NOTES.

NOTE: DATA FOR EACH YEAR REFLECT SUPPORT FROM THE AGENCIES INCLUDED IN THE SURVEY SYSTEM FOR THAT YEAR.

SOURCE: NATIONAL SCIENCE FOUNDATION

TABLE B-5. -- FEDERAL OBLIGATIONS TO UNIVERSITIES AND COLLEGES FOR RESEARCH AND DEVELOPMENT,
BY DETAILED FIELD: FY 1975-82 1/

(DOLLARS IN THOUSANDS)

FIELD OF SCIENCE/ENGINEERING	1975	1976	1977	1978	1979	1980	1981	1982
TOTAL, ALL FIELDS	2,246,088	2,430,970	2,803,017	3,385,770	3,873,514	4,159,857	4,410,464	4,552,543
PHYSICAL SCIENCES, TOTAL	311,060	332,902	401,211	445,482	462,867	507,884	500,353	561,506
ASTRONOMY	33,373	32,831	32,427	37,864	45,036	52,736	54,835	54,001
CHEMISTRY	89,518	103,244	123,744	139,507	155,806	170,048	164,885	181,297
PHYSICS	150,154	161,752	198,591	231,405	224,197	249,661	250,342	284,711
PHYSICAL SCIENCES, NEC	38,015	35,075	46,449	36,706	37,828	35,439	30,291	41,497
MATHEMATICAL/COMPUTER SCIENCES, TOTAL	61,528	78,767	75,543	77,637	71,609	91,572	91,161	101,266
MATHEMATICS	N/A	N/A	48,872	41,726	41,289	53,987	53,668	54,733
COMPUTER SCIENCES	N/A	N/A	26,671	34,856	29,091	36,140	34,861	44,844
MATHEMATICAL/COMPUTER SCIENCES, NEC	N/A	N/A	N/A	1,055	1,229	1,445	2,632	1,689
ENVIRONMENTAL SCIENCES, TOTAL	202,338	215,667	302,645	304,116	339,821	379,453	330,079	344,313
ATMOSPHERIC SCIENCES	47,131	49,856	88,304	85,496	91,222	86,486	95,112	94,463
GEOLOGICAL SCIENCES	45,512	68,654	107,031	116,077	118,176	109,523	101,207	101,005
OCEANOGRAPHY	54,607	57,429	55,908	57,279	74,789	92,079	91,863	102,340
ENVIRONMENTAL SCIENCES, NEC	55,088	39,728	51,402	45,264	55,634	91,365	41,897	46,505
ENGINEERING, TOTAL	212,360	218,942	265,840	503,686	574,747	612,456	792,223	798,364
AERONAUTICAL	13,972	10,587	13,053	20,840	24,883	28,044	31,056	35,530
ASTRONAUTICAL	899	797	1,674	849	3,720	4,634	4,875	8,569
CHEMICAL	14,404	21,192	31,065	41,624	20,866	22,210	27,667	30,274
CIVIL	26,155	21,391	25,018	37,227	37,521	48,130	58,300	38,745
ELECTRICAL	38,282	38,290	45,449	76,337	82,158	86,916	115,011	139,442
MECHANICAL	15,642	19,426	22,109	25,156	26,013	42,593	37,954	37,836
METALLURGY & MATERIALS	30,652	30,569	35,577	40,681	36,899	63,057	52,815	63,998
ENGINEERING, NEC	72,354	76,690	91,895	260,972	342,687	316,872	464,545	443,970
LIFE SCIENCES, TOTAL	1,223,683	1,341,141	1,488,155	1,719,103	2,016,524	2,137,751	2,286,868	2,286,209
BIOLOGICAL, TOTAL	550,214	623,337	674,385	977,167	1,172,602	1,210,478	1,339,964	1,358,866
BIOLOGICAL (EXCL. ENV. BIO.)	N/A	N/A	N/A	N/A	1,054,787	1,085,602	1,190,593	1,190,226
ENVIRONMENTAL BIOLOGY	N/A	N/A	N/A	N/A	15,564	13,137	14,711	6,448
AGRICULTURAL	N/A	N/A	N/A	N/A	102,251	111,739	134,660	162,192
MEDICAL, TOTAL	641,212	692,149	779,667	711,002	801,172	885,898	904,226	887,632
CLINICAL MEDICAL	442,727	472,313	547,741	N/A	N/A	N/A	N/A	N/A
OTHER MEDICAL	198,485	219,836	231,926	N/A	N/A	N/A	N/A	N/A
LIFE SCIENCES, NEC	32,257	25,655	32,398	30,934	42,750	41,375	42,485	39,711
PSYCHOLOGY, TOTAL	46,987	53,330	57,235	71,891	91,357	86,459	86,370	83,892
BIOLOGICAL ASPECTS	24,627	21,504	19,715	22,816	25,164	28,269	25,815	24,856
SOCIAL ASPECTS	19,977	19,543	21,318	27,457	30,600	31,129	28,110	25,166
PSYCHOLOGY, NEC	2,383	12,283	16,202	21,618	35,593	27,061	32,445	33,870
SOCIAL SCIENCES, TOTAL	130,620	117,167	134,020	184,729	207,258	203,948	197,174	132,261
ANTHROPOLOGY	4,533	5,147	5,882	7,432	7,115	7,757	5,503	11,994
ECONOMICS	19,580	19,931	21,581	52,748	52,239	51,414	56,704	52,382
HISTORY	929	843	1,017	1,426	1,451	1,688	1,069	3,200
LINGUISTICS	2,451	2,563	2,300	2,261	2,462	2,997	2,745	3,629
POLITICAL SCIENCE	3,554	4,064	3,837	4,861	8,063	5,890	5,122	10,713
SOCIOLOGY	16,525	19,058	27,457	39,951	32,217	34,903	37,655	21,389
SOCIAL SCIENCES, NEC	83,048	65,561	71,946	76,050	103,711	99,299	88,376	26,954
OTHER SCIENCES, NEC	57,512	73,054	78,368	79,126	109,331	140,334	126,236	244,732

1/ SEE FOOTNOTE 1 AT END OF TABLE B-1.

NOTE: DATA FOR EACH YEAR REFLECT SUPPORT FROM THE AGENCIES INCLUDED IN THE SURVEY SYSTEM FOR THAT YEAR.

SOURCE: NATIONAL SCIENCE FOUNDATION

TABLE B-6. -- FEDERAL OBLIGATIONS TO UNIVERSITIES AND COLLEGES FOR RESEARCH AND DEVELOPMENT,
BY GEOGRAPHIC DIVISION AND STATE: FY 1975-82 1/

GEOGRAPHIC DIVISION AND STATE	(DOLLARS IN THOUSANDS)							
	1975	1976	1977	1978	1979	1980	1981	1982
UNITED STATES, TOTAL	2,246,088	2,430,970	2,803,017	3,385,770	3,873,514	4,159,857	4,410,464	4,552,543
NEW ENGLAND, TOTAL	254,530	271,236	326,518	390,340	420,133	486,294	514,219	546,699
CONNECTICUT	47,196	52,334	61,517	70,791	83,995	90,055	97,599	106,116
MAINE	2,822	3,499	4,342	3,809	3,837	4,769	5,316	5,409
MASSACHUSETTS	174,394	183,027	220,106	269,962	279,697	332,727	354,577	373,011
NEW HAMPSHIRE	7,873	8,094	11,384	13,254	14,917	17,780	17,283	16,958
RHODE ISLAND	12,941	16,036	19,482	20,377	25,746	28,742	27,351	32,156
VERMONT	9,344	8,246	9,687	12,147	11,941	12,221	12,093	13,049
MIDDLE ATLANTIC, TOTAL	412,033	427,121	484,946	568,481	638,048	702,123	715,602	757,099
NEW JERSEY	32,713	32,362	36,896	42,013	46,876	50,648	56,744	56,207
NEW YORK	261,298	272,192	310,355	350,086	395,221	437,185	435,024	464,648
PENNSYLVANIA	118,022	122,567	137,695	176,382	195,951	214,290	223,834	236,244
EAST NORTH CENTRAL, TOTAL	330,417	355,859	415,061	474,778	528,883	580,990	612,214	629,295
ILLINOIS	106,419	111,598	130,824	146,323	160,232	173,627	180,144	190,913
INDIANA	38,362	44,639	48,657	55,440	59,515	71,328	79,076	76,181
MICHIGAN	64,328	70,631	87,420	95,893	107,714	117,877	125,585	133,673
OHIO	60,767	66,853	75,101	94,920	107,377	117,652	124,217	129,207
WISCONSIN	60,541	62,138	73,059	82,202	94,045	100,506	103,192	99,321
WEST NORTH CENTRAL, TOTAL	141,948	157,554	179,784	204,373	247,065	260,979	256,643	261,280
IOWA	22,542	23,458	29,317	33,837	44,958	45,287	46,221	47,898
KANSAS	15,231	16,784	20,119	23,635	28,960	30,259	26,101	24,678
MINNESOTA	40,124	46,971	50,424	60,309	65,228	76,527	72,489	79,582
MISSOURI	48,173	50,991	59,685	66,014	76,908	80,172	80,979	80,978
NEBRASKA	9,868	11,090	12,274	12,423	19,909	14,863	15,871	15,572
NORTH DAKOTA	3,510	5,282	5,184	4,530	7,347	9,371	10,318	7,685
SOUTH DAKOTA	2,500	2,978	2,781	3,625	3,755	4,500	4,664	4,887
SOUTH ATLANTIC, TOTAL	284,347	312,460	365,991	556,726	687,809	684,057	833,984	816,790
DELAWARE	4,589	4,433	7,047	7,521	9,137	8,938	8,602	8,191
DISTRICT OF COLUMBIA	23,869	27,496	37,165	36,483	34,539	38,844	37,183	42,472
FLORIDA	48,188	48,271	57,642	65,639	67,213	69,501	78,868	84,924
GEORGIA	35,683	40,600	47,328	55,914	61,638	70,763	78,265	90,891
MARYLAND	68,344	75,670	87,044	236,258	317,361	286,887	414,547	366,789
NORTH CAROLINA	59,380	66,838	71,261	82,672	111,071	115,678	121,701	125,749
SOUTH CAROLINA	9,872	10,069	11,877	14,549	18,341	21,341	22,387	21,801
VIRGINIA	29,417	33,999	41,077	50,476	60,050	63,167	64,336	67,678
WEST VIRGINIA	5,005	5,084	5,550	7,214	8,459	8,938	8,095	8,295
EAST SOUTH CENTRAL, TOTAL	79,249	87,666	96,630	111,405	131,785	135,498	140,092	142,906
ALABAMA	25,047	28,988	30,601	34,695	41,257	44,264	46,269	45,746
KENTUCKY	12,799	13,183	14,389	16,518	18,755	19,409	18,679	20,526
MISSISSIPPI	9,324	9,565	10,700	11,633	19,056	14,570	15,842	18,207
TENNESSEE	32,079	35,930	40,940	48,559	52,717	57,255	59,302	58,427
WEST SOUTH CENTRAL, TOTAL	150,419	162,302	187,302	235,470	252,257	277,213	287,594	300,567
ARKANSAS	5,280	5,889	7,114	11,774	8,569	8,878	9,213	11,112
LOUISIANA	17,715	18,828	20,945	24,648	27,064	31,182	31,045	34,475
OKLAHOMA	12,360	12,002	14,830	16,933	16,155	21,902	18,606	22,795
TEXAS	115,064	125,583	144,413	182,115	200,469	215,251	228,760	232,185
MOUNTAIN, TOTAL	125,768	141,652	164,765	191,002	210,529	218,781	234,379	253,635
ARIZONA	18,353	20,104	28,641	30,832	35,947	41,648	42,873	43,431
COLORADO	43,470	50,248	55,678	63,233	67,030	77,876	76,974	77,139
IDAHO	2,781	2,980	3,165	4,119	4,178	4,725	5,746	4,834
MONTANA	4,664	5,509	5,731	6,280	6,595	6,609	5,947	7,445
NEVADA	3,067	3,261	3,061	3,660	4,852	4,880	6,643	7,644
NEW MEXICO	20,306	23,048	29,354	38,880	34,460	33,632	33,661	47,944
UTAH	28,547	31,577	33,636	39,063	49,250	43,788	54,993	58,129
WYOMING	4,580	4,925	5,499	4,935	8,217	5,623	7,542	7,069
PACIFIC, TOTAL	456,373	505,086	572,537	643,817	747,212	803,885	804,861	832,685
ALASKA	10,561	11,165	18,439	22,727	22,036	18,734	14,902	11,206
CALIFORNIA	336,681	376,351	416,613	471,492	553,577	588,448	603,156	627,600
HAWAII	15,029	16,512	19,442	25,037	28,070	29,990	24,048	24,493
OREGON	27,279	31,447	39,328	37,660	43,768	51,372	49,092	55,685
WASHINGTON	66,823	69,611	78,715	86,901	99,761	115,341	113,663	113,701
OUTLYING AREAS, TOTAL	11,004	10,034	9,483	8,378	9,793	10,037	10,876	11,587
GUAM	494	429	599	557	628	679	738	987
PUERTO RICO	10,034	9,132	8,250	8,118	8,377	8,708	9,260	8,576
AMERICAN SAMOA	48	47	55	0	0	0	0	555
VIRGIN ISLANDS	428	426	579	703	758	650	878	890
TRUST TERRITORY PAC ISL	0	0	0	0	30	0	0	579

1/ SEE FOOTNOTE 1 AT END OF TABLE B-1.

NOTE: DATA FOR EACH YEAR REFLECT SUPPORT FROM THE AGENCIES INCLUDED IN THE SURVEY SYSTEM FOR THAT YEAR.

SOURCE: NATIONAL SCIENCE FOUNDATION

TABLE B-7. -- FEDERAL OBLIGATIONS FOR RESEARCH AND DEVELOPMENT TO THE 100 UNIVERSITIES AND COLLEGES 1/
RECEIVING THE LARGEST AMOUNTS: FY 1975-82 2/

(DOLLARS IN THOUSANDS)

INSTITUTION (RANKED BY AMOUNT RECEIVED FOR FY 1982)	1975	1976	1977	1978	1979	1980	1981	1982
TOTAL, ALL INSTITUTIONS	2,246,088	2,430,970	2,803,817	3,385,770	3,873,514	4,159,857	4,410,464	4,552,543
1 JOHNS HOPKINS UNIVERSITY	41,261	45,031	51,100	196,881	274,463	240,096	363,429	312,979
2 MASS INST OF TECHNOLOGY	68,715	68,146	91,952	114,705	110,681	142,094	146,035	148,837
3 STANFORD UNIVERSITY	58,665	62,824	73,683	80,805	94,030	104,610	106,073	124,289
4 UNIVERSITY OF WASHINGTON	60,235	62,296	69,882	76,499	88,332	100,577	99,965	97,690
5 UNIV OF CAL SAN DIEGO	48,550	63,247	70,897	77,249	85,987	91,427	91,403	90,896
6 UNIV OF CAL LOS ANGELES	54,203	58,724	63,573	69,878	87,168	87,284	95,210	89,661
7 COLUMBIA UNIV MAIN DIV	48,565	50,888	60,518	65,264	74,183	81,511	83,659	88,879
8 HARVARD UNIVERSITY	48,836	52,473	58,250	69,089	75,943	84,554	87,830	85,757
9 CORNELL UNIVERSITY	39,601	41,675	50,319	58,729	69,257	75,166	72,671	83,936
10 UNIV OF WIS-MADISON	49,358	53,351	58,639	65,530	75,982	80,828	86,918	82,417
TOTAL 1ST 10 INSTITUTIONS	517,989	558,655	648,813	874,629	1,036,025	1,088,147	1,233,193	1,205,341
11 UNIVERSITY OF MICHIGAN	38,403	42,302	52,895	58,739	63,186	71,935	73,999	79,794
12 YALE UNIVERSITY	36,672	40,759	47,485	54,033	63,217	68,937	73,526	78,920
13 UNIVERSITY OF MINNESOTA	39,695	46,363	50,160	59,935	64,742	76,068	72,001	78,714
14 UNIV OF PENNSYLVANIA	43,538	41,335	48,378	56,948	66,121	71,084	76,136	76,907
15 UNIV OF CAL SAN FRANCISCO	33,689	32,737	38,103	46,528	59,475	62,771	64,814	66,752
16 UNIV OF CAL BERKELEY	40,797	45,739	45,094	50,477	54,701	50,426	64,065	65,555
17 UNIV OF ILL URBANA	34,100	34,088	38,824	43,495	45,084	50,800	53,583	63,923
18 UNIVERSITY OF CHICAGO	38,300	42,343	46,046	49,239	50,924	50,592	63,992	54,182
19 WASHINGTON UNIVERSITY	30,719	31,363	37,861	42,260	48,364	52,529	54,470	52,839
20 PENNSYLVANIA STATE UNIV	20,256	21,953	23,019	42,106	44,257	48,463	47,099	50,809
TOTAL 1ST 20 INSTITUTIONS	874,158	937,637	1,076,678	1,378,389	1,596,096	1,691,752	1,866,578	1,879,736
21 UNIV OF SOUTHERN CAL	28,678	38,717	37,738	42,908	50,179	48,343	49,221	50,402
22 DUKE UNIVERSITY	24,550	27,220	30,059	34,790	41,873	42,685	44,287	50,397
23 UNIVERSITY OF ROCHESTER	25,408	23,574	26,491	33,813	35,427	41,324	42,983	46,427
24 UNIV OF TEXAS AT AUSTIN	23,307	21,553	29,142	37,352	37,913	40,434	43,756	44,767
25 YESHIVA UNIVERSITY	24,782	23,840	26,844	28,710	35,401	40,275	42,590	44,237
26 UNIVERSITY OF COLORADO	22,338	26,084	30,059	32,198	36,049	44,823	44,146	43,786
27 NEW YORK UNIVERSITY	28,029	33,104	35,726	38,283	38,987	39,494	40,636	43,643
28 GEORGIA INSTITUTE OF TECH	9,455	12,621	19,242	22,253	24,166	27,868	33,616	43,530
29 UNIV OF NC AT CHAPEL HILL	19,187	23,514	21,348	26,774	40,433	35,795	38,447	41,890
30 OHIO STATE UNIVERSITY	20,913	21,875	25,304	34,177	33,672	37,312	42,899	41,073
TOTAL 1ST 30 INSTITUTIONS	1,100,805	1,189,739	1,358,031	1,709,647	1,970,176	2,090,105	2,291,159	2,323,888
31 UNIVERSITY OF UTAH	19,736	22,449	24,998	29,567	35,524	31,966	38,163	39,886
32 UNIVERSITY OF PITTSBURGH	18,586	19,484	21,576	26,086	31,522	33,246	38,512	39,397
33 PURDUE UNIVERSITY	21,460	24,142	23,945	29,863	31,117	36,724	36,549	38,142
34 BAYLOR COL OF MEDICINE	18,615	18,120	20,338	26,476	29,806	31,784	35,062	36,972
35 UNIVERSITY OF IOWA	16,645	17,640	21,537	24,551	33,284	34,677	35,300	36,971
36 CALIFORNIA INST OF TECH	21,002	22,221	25,085	28,235	31,680	35,552	32,959	36,672
37 UNIVERSITY OF ARIZONA	16,138	17,779	25,296	26,450	30,375	33,887	36,308	35,688
38 MICHIGAN STATE UNIVERSITY	18,003	17,997	20,179	21,921	27,394	28,836	34,000	35,667
39 UNIVERSITY OF FLORIDA	16,257	15,817	18,670	21,690	22,129	25,467	30,845	35,106
40 CASE WESTERN RESERVE UNIV	18,975	18,861	20,175	24,853	29,606	31,420	33,744	34,834
TOTAL 1ST 40 INSTITUTIONS	1,286,222	1,384,029	1,579,830	1,969,339	2,272,613	2,413,664	2,642,601	2,693,223
41 OREGON STATE UNIVERSITY	13,718	15,761	19,221	18,646	23,158	29,690	27,669	33,245
42 TEXAS A & M UNIVERSITY	12,368	14,594	14,594	20,262	26,426	26,979	34,398	33,144
43 NORTHWESTERN UNIVERSITY	18,721	20,082	23,468	26,958	31,520	31,982	32,446	33,117
44 WOODS HOLE OCEANOGRAPHIC INST	14,440	15,220	15,988	19,625	19,131	23,427	27,633	32,877
45 UNIV OF CAL DAVIS	19,837	19,460	22,413	27,827	33,615	42,245	31,797	32,700
46 BOSTON UNIVERSITY	13,325	15,534	17,212	19,763	20,925	24,943	27,019	30,397
47 INDIANA UNIVERSITY	13,132	15,621	18,771	19,158	20,730	26,770	29,276	30,056
48 VANDERBILT UNIVERSITY	13,770	14,156	16,876	20,151	21,742	25,878	27,426	28,739
49 UNIV ALABAMA BIRMINGHAM	15,507	19,864	18,862	21,511	26,847	26,995	29,970	28,731
50 UNIV OF MD COLLEGE PARK	13,772	16,034	18,535	19,401	21,049	26,463	27,313	28,355
TOTAL 1ST 50 INSTITUTIONS	1,434,812	1,550,319	1,765,770	2,182,647	2,517,761	2,699,136	2,937,508	3,004,584

SEE FOOTNOTES AT END OF TABLE.

TABLE B-7. -- FEDERAL OBLIGATIONS FOR RESEARCH AND DEVELOPMENT TO THE 100 UNIVERSITIES AND COLLEGES RECEIVING THE LARGEST AMOUNTS, FY 1975-82 2/

CONTINUED

(DOLLARS IN THOUSANDS)

RANK	INSTITUTION (RANKED BY AMOUNT RECEIVED FOR FY 1982)	1975	1976	1977	1978	1979	1980	1981	1982
51	UNIVERSITY OF MIAMI	22,896	20,765	24,123	25,761	27,360	27,986	28,956	27,070
52	UNIVERSITY OF VIRGINIA	12,069	14,312	17,436	19,151	22,686	23,583	24,333	25,688
53	CARNEGIE-MELLON UNIV	10,014	10,761	13,449	13,972	16,562	22,081	21,915	25,463
54	UNIVERSITY OF CONNECTICUT	9,488	10,547	12,922	15,072	19,011	19,171	22,196	24,972
55	UNIVERSITY OF NEW MEXICO	9,330	11,265	14,196	18,440	20,139	17,952	18,976	24,724
56	U TEX HLTH SCI CTR DALLAS	10,662	11,474	15,688	16,084	20,270	22,172	23,911	23,966
57	PRINCETON UNIVERSITY	16,038	15,185	16,685	17,410	19,410	21,492	23,888	23,668
58	COLORADO STATE UNIVERSITY	16,110	17,003	18,990	20,920	21,429	22,762	21,487	22,614
59	UNIV OF MD BALT PROF SCH	11,925	13,121	15,312	16,592	18,374	17,186	20,414	22,355
60	SUNY AT STONY BROOK	7,671	9,749	11,648	12,651	14,817	18,449	19,602	22,921
TOTAL 1ST 60 INSTITUTIONS		1,561,015	1,684,501	1,926,219	2,358,694	2,717,819	2,911,970	3,163,186	3,247,325
61	LOUISIANA STATE UNIV	7,980	8,565	10,085	13,886	14,719	19,214	19,323	22,141
62	UNIV OF CAL IRVINE	8,920	9,574	10,329	11,922	13,847	18,606	20,614	22,003
63	NEW MEXICO STATE UNIV	8,994	10,433	12,268	16,260	18,272	12,284	11,759	21,068
64	ROCKEFELLER UNIVERSITY	12,065	12,894	15,371	17,473	17,163	19,686	19,952	20,807
65	UNIVERSITY OF CINCINNATI	8,718	11,629	9,657	13,430	16,635	19,486	18,766	20,126
66	UNIV OF HAWAII-MANOA	15,029	18,512	19,200	17,406	23,943	23,697	20,629	20,000
67	CUNY MT SINAI SCH OF MED	15,507	15,613	16,707	18,868	21,131	21,799	19,874	19,433
68	VA POLYTECH INST & ST U	7,836	8,349	9,966	14,507	16,204	16,823	16,449	18,680
69	EMORY UNIVERSITY	12,067	13,759	12,257	12,921	14,304	16,028	17,374	18,574
70	U TENNESSEE KNOXVILLE	8,674	11,636	13,375	18,545	18,729	20,710	19,933	18,202
TOTAL 1ST 70 INSTITUTIONS		1,666,805	1,803,456	2,055,434	2,513,912	2,885,766	3,100,302	3,347,859	3,448,359
71	N C STATE UNIV AT RALEIGH	8,363	8,501	11,488	11,606	15,696	22,378	16,758	18,158
72	UNIV OF MASS AT AMHERST	8,190	8,202	10,018	10,975	12,268	14,415	15,131	18,034
73	BROWN UNIVERSITY	8,086	9,764	9,988	11,789	13,758	15,680	16,020	18,031
74	RUTGERS THE ST UNIV OF NJ	9,999	9,082	10,272	13,697	14,638	16,316	18,011	17,482
75	UNIVERSITY OF DAYTON	6,306	6,643	10,690	12,222	14,795	15,314	15,049	17,094
76	UNIVERSITY OF GEORGIA	9,527	9,328	10,762	14,258	14,115	17,056	17,045	16,991
77	TUFTS UNIVERSITY	6,524	5,797	6,749	7,742	9,798	9,853	15,642	16,808
78	VIRGINIA COMMONWLTN UNIV	5,720	7,298	9,415	11,368	14,339	15,605	16,713	16,485
79	GEORGE WASHINGTON UNIV	10,511	9,439	13,512	13,028	15,314	13,608	14,503	16,279
80	SUNY AT BUFFALO	11,146	12,432	12,488	13,208	14,576	18,477	16,224	16,123
TOTAL 1ST 80 INSTITUTIONS		1,751,177	1,889,942	2,160,816	2,633,805	3,025,063	3,259,004	3,508,955	3,619,844
81	UTAH STATE UNIVERSITY	7,836	8,135	7,187	8,015	10,985	9,807	15,412	16,047
82	UNIVERSITY OF KANSAS	10,743	12,365	14,473	16,227	18,973	21,803	17,205	15,450
83	U TEXAS SYSTEM CANCER CTR	14,881	15,622	17,060	21,213	17,467	20,345	17,789	15,346
84	WASHINGTON STATE UNIV	6,049	6,436	7,870	8,959	10,154	13,162	12,896	15,262
85	UNIV OF MISSOURI COLUMBIA	9,426	9,784	12,519	13,676	16,508	16,467	14,477	15,139
86	TEMPLE UNIVERSITY	10,285	12,090	12,434	12,559	12,851	15,368	14,678	14,816
87	UNIVERSITY OF KENTUCKY	7,977	8,757	10,210	12,067	13,421	13,982	12,875	14,764
88	U TEX HLTH SCI CTR S ANTO	3,012	4,892	5,781	7,388	9,586	11,153	13,314	14,456
89	UNIV OF RHODE ISLAND	4,855	6,156	9,415	8,445	11,917	12,970	11,315	13,996
90	U TEX HLTH SCI CTR HOUSTN	2,782	8,711	5,584	8,768	12,422	11,282	12,987	13,896
TOTAL 1ST 90 INSTITUTIONS		1,829,023	1,982,890	2,263,349	2,751,118	3,159,347	3,405,343	3,651,903	3,769,016
91	FLORIDA STATE UNIVERSITY	5,417	6,749	7,097	9,664	10,387	8,655	9,463	13,410
92	UNIV OF CAL SANTA BARBARA	4,537	4,824	6,728	8,372	8,764	10,946	12,688	13,329
93	UNIV OF VT & ST AGRIC COL	9,323	8,234	9,674	12,059	11,869	12,035	11,950	13,000
94	RENSSELAER POLYTECH INST	4,309	4,387	5,841	6,904	7,857	8,946	10,448	12,447
95	HAYNE STATE UNIVERSITY	6,276	7,626	10,342	10,495	12,199	11,926	12,582	12,280
96	GEORGETOWN UNIVERSITY	3,991	8,053	12,270	11,609	9,412	13,579	10,327	12,259
97	UNIV OF ILL MED CTR CHGO	4,750	5,613	7,634	7,924	10,685	12,017	12,931	12,068
98	BRANDEIS UNIVERSITY	4,426	5,284	6,145	9,150	9,060	9,347	9,168	11,558
99	UNIV OF NEBRASKA-LINCOLN	5,053	5,505	6,379	6,188	8,599	8,655	11,108	11,442
100	COL OF MED & DENT OF N J	4,830	5,744	6,347	7,658	9,081	8,970	11,115	10,933
TOTAL 1ST 100 INSTITUTIONS		1,881,935	2,044,909	2,341,706	2,841,141	3,257,260	3,510,419	3,763,683	3,891,742

1/ DOES NOT INCLUDE R&D OBLIGATIONS TO UNIVERSITY-ASSOCIATED FEDERALLY FUNDED RESEARCH AND DEVELOPMENT CENTERS (FFRDC'S). SEE TABLES B-46 AND B-48.

2/ SEE FOOTNOTE 1 AT END OF TABLE B-1.

NOTE: DATA FOR EACH YEAR REFLECT SUPPORT FROM THE AGENCIES INCLUDED IN THE SURVEY SYSTEM FOR THAT YEAR.

SOURCE: NATIONAL SCIENCE FOUNDATION

TABLE B-8. — FEDERAL OBLIGATIONS TO UNIVERSITIES AND COLLEGES FOR FELLOWSHIPS, TRAINEESHIPS, AND TRAINING GRANTS, BY DETAILED FIELD: FY 1975-82 1/

(DOLLARS IN THOUSANDS)

FIELD OF SCIENCE/ENGINEERING	1975	1976	1977	1978	1979	1980	1981	1982
TOTAL, ALL FIELDS	201,273	174,871	184,671	205,925	204,866	223,086	214,915	234,058
PHYSICAL SCIENCES, TOTAL	3,238	3,049	3,675	1,441	5,489	4,691	6,212	4,708
ASTRONOMY	100	116	123	0	170	1,093	2,420	276
CHEMISTRY	2,368	1,998	2,320	1,117	2,163	2,498	2,811	2,760
PHYSICS	734	901	1,176	281	1,029	1,069	679	1,600
PHYSICAL SCIENCES, NEC	36	34	56	43	2,127	31	302	72
MATHEMATICAL/COMPUTER SCIENCES, TOTAL	2,389	1,956	1,875	558	1,558	1,336	984	2,120
MATHEMATICS	N/A	N/A	1,852	496	1,557	1,334	981	2,108
COMPUTER SCIENCES	N/A	N/A	23	62	1	2	13	12
MATHEMATICAL/COMPUTER SCIENCES, NEC	N/A	N/A	N/A	0	0	0	0	0
ENVIRONMENTAL SCIENCES, TOTAL	3,285	1,629	764	663	1,507	1,326	1,845	1,150
ATMOSPHERIC SCIENCES	95	42	55	442	476	143	48	91
GEOLOGICAL SCIENCES	1,001	503	560	4	647	512	1,264	833
OCEANOGRAPHY	39	22	29	0	38	32	165	169
ENVIRONMENTAL SCIENCES, NEC	2,150	1,062	120	217	346	639	368	57
ENGINEERING, TOTAL	10,821	8,100	10,015	12,673	13,727	10,735	4,637	6,380
AERONAUTICAL	761	57	72	0	53	508	843	980
ASTRONAUTICAL	0	40	0	0	62	0	0	0
CHEMICAL	277	269	312	53	272	280	239	855
CIVIL	3,869	3,101	1,032	443	251	155	79	136
ELECTRICAL	492	454	449	6	550	459	251	805
MECHANICAL	306	336	354	274	1,177	771	477	556
METALLURGY & MATERIALS	678	180	4,045	4,472	4,524	4,285	14	66
ENGINEERING, NEC	4,438	3,663	3,751	7,425	6,838	4,277	2,734	2,982
LIFE SCIENCES, TOTAL	135,600	105,631	118,799	130,853	136,009	156,375	148,460	130,007
BIOLOGICAL, TOTAL	50,950	47,348	36,939	34,885	38,426	40,314	37,408	40,735
BIOLOGICAL (EXCL. ENV. BIO.)	N/A	N/A	N/A	N/A	38,414	40,139	37,272	39,654
ENVIRONMENTAL BIOLOGY	N/A	N/A	N/A	N/A	9	104	136	1,081
AGRICULTURAL	N/A	N/A	N/A	N/A	3	71	0	0
MEDICAL, TOTAL	70,175	58,248	81,812	95,968	94,021	115,852	110,790	89,089
CLINICAL MEDICAL	62,510	41,267	51,729	N/A	N/A	N/A	N/A	N/A
OTHER MEDICAL	7,625	16,981	30,083	N/A	N/A	N/A	N/A	N/A
LIFE SCIENCES, NEC	14,515	35	48	0	3,562	209	262	183
PSYCHOLOGY, TOTAL	12,819	9,541	17,274	16,937	15,296	8,204	3,700	4,708
BIOLOGICAL ASPECTS	5,762	463	407	0	236	188	131	24
SOCIAL ASPECTS	4,756	2,255	10,251	10,947	9,509	2,126	505	1,177
PSYCHOLOGY, NEC	2,301	6,823	6,616	5,990	5,551	5,890	3,064	3,507
SOCIAL SCIENCES, TOTAL	30,243	39,743	21,755	20,311	18,198	27,180	17,485	45,255
ANTHROPOLOGY	2,520	1,311	982	0	773	772	322	821
ECONOMICS	561	715	656	3	610	511	237	928
HISTORY	125	122	130	0	127	141	91	132
LINGUISTICS	833	167	152	0	172	155	137	197
POLITICAL SCIENCE	159	216	181	0	154	173	148	264
SOCIOLOGY	4,701	9,289	1,946	1,608	1,848	1,440	141	264
SOCIAL SCIENCES, NEC	21,344	27,923	17,708	18,700	14,514	23,988	16,409	42,649
OTHER SCIENCES, NEC	2,878	5,222	10,514	22,489	13,082	13,239	31,582	39,730

1/ SEE FOOTNOTE 1 AT END OF TABLE B-1.

NOTE: DATA FOR EACH YEAR REFLECT SUPPORT FROM THE AGENCIES INCLUDED IN THE SURVEY SYSTEM FOR THAT YEAR.

SOURCE: NATIONAL SCIENCE FOUNDATION

TABLE B-9. -- FEDERAL OBLIGATIONS TO UNIVERSITIES AND COLLEGES,
BY AGENCY AND TYPE OF ACTIVITY: FY 1982

(DOLLARS IN THOUSANDS)

AGENCY	TOTAL OBLIGATIONS	ACADEMIC SCIENCE/ENGINEERING							NON-SCIENCE/ENGINEERING ACTIVITIES
		TOTAL ACADEMIC SCI/ENG	RESEARCH AND DEVELOPMENT	R&D PLANT	FACIL FOR INSTR IN SCI & ENG 1/	FELLOWSHIPS, TRAINEESHIPS, TRAINING GRANTS	GENERAL SUPPORT SCI/ENG	OTHER SCI/ENG ACTIVITIES	
TOTAL	8,702,380	5,245,484	4,552,543	31,200	829	234,058	80,137	346,717	3,456,896
DEPARTMENT OF AGRICULTURE	532,128	529,687	256,535	0	0	0	0	273,152	2,441
DEPARTMENT OF COMMERCE	39,960	39,960	39,132	0	0	0	0	828	0
DEPARTMENT OF DEFENSE, TOTAL	884,194	867,556	813,673	454	46	0	4,831	48,552	16,638
ARMY	151,552	144,142	126,187	454	0	0	4,305	18,196	7,410
NAVY	512,934	507,473	484,378	0	0	0	425	22,670	5,461
AIR FORCE	187,602	185,766	177,604	0	0	0	101	8,061	1,836
OTHER DOD	32,106	30,175	25,504	0	46	0	0	4,625	1,931
DEPARTMENT OF EDUCATION	3,226,400	91,855	34,379	0	0	57,476	0	0	3,134,545
DEPARTMENT OF ENERGY	295,251	288,187	265,155	18,808	783	267	28	3,146	7,064
ENVIRONMENTAL PROTECTION AGENCY	85,397	83,782	78,027	1,400	0	2,477	1,703	175	1,615
DEPARTMENT OF HEALTH & HUMAN SERVICES	2,624,894	2,332,774	2,110,633	5,405	0	151,855	61,301	3,580	292,120
NATIONAL INSTITUTES OF HEALTH	2,168,081	2,168,081	1,961,514	5,405	0	136,281	61,301	3,580	0
HEALTH SERVICES AND RESOURCES ADMINISTRATION	255,927	4,987	4,987	0	0	0	0	0	250,940
ALCOHOL, DRUG ABUSE, AND MENTAL HEALTH ADMINISTRATION	161,901	129,204	113,829	0	0	15,375	0	0	32,697
CENTER FOR DISEASE CONTROL	13,786	7,192	7,147	0	0	45	0	0	6,594
FOOD AND DRUG ADMINISTRATION	4,302	4,302	4,302	0	0	0	0	0	0
OFFICE OF HUMAN DEVELOPMENT SERVICES	7,265	7,265	7,111	0	0	154	0	0	0
HEALTH CARE FINANCING ADMINISTRATION	4,430	4,430	4,430	0	0	0	0	0	0
SOCIAL SECURITY ADMINISTRATION	1,190	0	0	0	0	0	0	0	1,190
OFFICE OF HEALTH POLICY RSCH & STATISTICS	5,300	5,300	5,300	0	0	0	0	0	0
OTHER DHHS	2,712	2,013	2,013	0	0	0	0	0	699
DEPARTMENT OF HOUSING AND URBAN DEV	2,562	2,562	537	0	0	0	2,000	25	0
DEPARTMENT OF THE INTERIOR	28,482	28,317	21,545	0	0	0	6,772	0	165
AGENCY FOR INTERNATIONAL DEVELOPMENT	50,439	50,439	50,439	0	0	0	0	0	0
DEPARTMENT OF LABOR	10,457	8,371	8,371	0	0	0	0	0	2,086
NATIONAL AERONAUTICS AND SPACE ADMIN	176,937	176,937	167,744	199	0	4,152	0	4,842	0
NATIONAL SCIENCE FOUNDATION	728,020	728,020	689,692	4,934	0	17,475	3,502	12,417	0
NUCLEAR REGULATORY COMMISSION	5,236	5,014	5,014	0	0	0	0	0	222
DEPARTMENT OF TRANSPORTATION	12,023	12,023	11,667	0	0	356	0	0	0

1/ SEE TECHNICAL NOTES.

SOURCE: NATIONAL SCIENCE FOUNDATION

TABLE B-10. FEDERAL OBLIGATIONS TO UNIVERSITIES AND COLLEGES AND THE NUMBER OF RECIPIENT INSTITUTIONS, BY GEOGRAPHIC DIVISION, STATE, AND TYPE OF ACTIVITY: FY 1982

(DOLLARS IN THOUSANDS)

GEOGRAPHIC DIVISION AND STATE	AMT NO.	TOTAL, ALL ACTIVITIES	ACADEMIC SCIENCE/ENGINEERING							NON-SCI/ENG
			TOTAL ACADEMIC SCI/ENG	RESEARCH AND DEVELOPMENT	R&D PLANT	FACIL FOR INSTR IN S&E 1/	FELLOWSHIPS TRNG GRANTS	GENERAL SUPPORT SCI/ENG	OTHER SCI/ENG	
UNITED STATES, TOTAL		8,702,380 2,803	5,245,484 809	4,552,543 620	31,200 64	829 9	234,058 534	80,137 334	346,717 265	3,456,896 2,782
NEW ENGLAND, TOTAL		867,380 228	604,579 80	546,699 61	7,321 7	46 1	31,817 50	4,262 25	14,434 24	262,801 225
CONNECTICUT		158,321 40	119,580 14	106,116 11	298 2	0 0	9,673 10	1,084 4	2,409 3	38,741 40
MAINE		31,947 29	7,874 8	5,409 7	0 0	0 0	365 3	54 1	2,046 1	24,073 28
MASSACHUSETTS		549,992 108	406,357 42	373,011 34	6,008 4	46 1	19,449 25	2,239 15	5,604 12	143,635 107
NEW HAMPSHIRE		37,575 20	19,345 5	16,958 3	0 0	0 0	632 4	270 2	1,485 4	18,230 19
RHODE ISLAND		62,682 12	36,181 5	32,156 4	1,015 1	0 0	1,335 4	296 2	1,379 2	26,501 12
VERMONT		26,863 19	15,242 6	13,049 2	0 0	0 0	363 4	319 1	1,511 2	11,621 19
MIDDLE ATLANTIC, TOTAL		1,392,154 434	851,204 126	757,099 107	5,489 12	58 1	40,248 81	10,182 48	37,628 29	540,950 427
NEW JERSEY		136,756 51	64,265 16	56,207 11	414 2	0 0	3,412 13	689 4	3,543 3	72,491 50
NEW YORK		817,297 238	525,438 76	464,648 66	5,060 8	58 1	26,394 50	6,637 33	22,641 18	291,859 233
PENNSYLVANIA		438,101 145	261,501 34	236,244 30	515 2	0 0	10,442 18	2,856 11	11,444 8	176,600 144
EAST NORTH CENTRAL, TOTAL		1,221,676 415	727,449 108	629,295 92	10,181 11	8 1	29,614 62	10,550 38	47,801 36	494,227 415
ILLINOIS		339,071 136	215,645 33	190,913 25	480 2	0 0	11,122 24	3,024 12	10,106 11	123,426 136
INDIANA		142,935 43	87,848 8	76,181 8	545 2	8 1	2,022 4	1,392 3	7,700 5	55,087 43
MICHIGAN		288,467 81	159,307 16	133,673 15	6,868 3	0 0	6,568 8	2,079 6	10,119 4	129,160 81
OHIO		274,777 103	150,103 31	129,207 26	1,540 2	0 0	4,975 18	3,293 13	11,088 10	124,674 103
WISCONSIN		176,426 52	114,546 20	99,321 18	748 2	0 0	4,927 8	762 4	8,788 6	61,880 52
WEST NORTH CENTRAL, TOTAL		574,422 305	323,275 52	261,280 35	290 2	0 0	16,738 36	4,975 24	39,992 21	251,147 305
IOWA		105,690 55	59,947 7	47,898 4	0 0	0 0	3,045 7	1,072 3	7,932 4	45,743 55
KANSAS		64,551 49	31,904 5	24,678 3	0 0	0 0	1,659 5	634 3	4,933 2	32,647 49
MINNESOTA		148,297 60	92,882 10	79,582 5	85 1	0 0	4,290 5	890 3	8,035 1	55,415 60
MISSOURI		156,176 78	98,215 17	80,978 13	205 1	0 0	6,643 10	1,518 7	8,871 7	57,961 78
NEBRASKA		45,778 30	21,109 6	15,572 4	0 0	0 0	664 4	406 3	4,467 3	24,669 30
NORTH DAKOTA		25,609 14	11,043 3	7,685 2	0 0	0 0	262 3	252 2	2,844 2	14,566 14
SOUTH DAKOTA		28,321 19	8,175 4	4,887 4	0 0	0 0	175 2	203 3	2,910 2	20,146 19
SOUTH ATLANTIC, TOTAL		1,646,433 460	932,191 133	816,790 94	2,366 9	75 1	34,099 96	15,896 62	62,965 46	714,242 453
DELAWARE		15,908 5	10,251 2	8,191 2	0 0	0 0	249 2	376 2	1,435 2	5,657 5
DISTRICT OF COLUMBIA		301,794 13	52,155 8	42,472 7	0 0	0 0	2,973 8	4,244 6	2,466 5	249,639 13
FLORIDA		199,675 75	97,617 20	84,924 16	588 2	0 0	3,174 14	2,297 7	6,634 8	102,058 73
GEORGIA		171,396 68	111,949 22	90,891 17	787 2	75 1	2,111 15	1,705 10	16,380 5	59,447 66

SEE FOOTNOTES AT END OF TABLE.



TABLE B-10. -- FEDERAL OBLIGATIONS TO UNIVERSITIES AND COLLEGES AND THE NUMBER OF RECIPIENT INSTITUTIONS, BY GEOGRAPHIC DIVISION, STATE, AND TYPE OF ACTIVITY: FY 1982

CONTINUED

(DOLLARS IN THOUSANDS)

GEOGRAPHIC DIVISION AND STATE		TOTAL, ALL ACTIVITIES	ACADEMIC SCIENCE/ENGINEERING							NON-SCI/ENG
			TOTAL ACADEMIC SCI/ENG	RESEARCH AND DEVELOPMENT	R&D PLANT	FACIL FOR INSTR IN S&E 1/	FELLOWSHIPS TRAINEESHIPS TRNG GRANTS	GENERAL SUPPORT SCI/ENG	OTHER SCI/ENG	
SOUTH ATLANTIC, CONT'D										
MARYLAND	AMT NO.	434,940 53	382,007 18	366,789 11	460 2	0 0	8,969 14	1,367 6	4,422 5	52,933 51
NORTH CAROLINA	AMT NO.	245,738 114	151,557 23	125,749 17	476 2	0 0	9,747 13	2,748 14	12,837 6	94,181 113
SOUTH CAROLINA	AMT NO.	79,512 42	30,199 14	21,801 9	0 0	0 0	844 9	990 7	6,564 3	49,313 42
VIRGINIA	AMT NO.	161,565 63	83,062 19	67,678 13	55 1	0 0	5,328 15	1,850 8	8,151 9	78,503 63
WEST VIRGINIA	AMT NO.	35,905 27	13,394 7	8,295 2	0 0	0 0	704 6	319 2	4,076 3	22,511 27
EAST SOUTH CENTRAL, TOTAL										
ALABAMA	AMT NO.	139,266 57	61,392 15	45,746 12	0 0	0 0	3,828 11	2,704 9	9,114 5	77,874 57
KENTUCKY	AMT NO.	81,119 40	31,662 9	20,526 8	0 0	0 0	1,047 7	693 6	9,396 5	49,457 40
MISSISSIPPI	AMT NO.	88,476 38	29,151 10	18,207 7	0 0	0 0	1,041 6	1,706 5	8,197 5	59,325 38
TENNESSEE	AMT NO.	152,379 67	75,383 18	58,427 12	0 0	0 0	4,597 14	3,146 10	9,213 5	76,996 67
WEST SOUTH CENTRAL, TOTAL										
ARKANSAS	AMT NO.	52,068 30	18,233 11	11,112 9	0 0	0 0	443 7	385 4	6,293 3	33,835 30
LOUISIANA	AMT NO.	101,559 26	43,979 15	34,475 13	291 2	0 0	1,098 7	1,584 5	6,531 2	57,580 26
OKLAHOMA	AMT NO.	69,103 42	32,255 13	22,795 9	0 0	0 0	895 8	775 6	7,790 5	36,848 42
TEXAS	AMT NO.	409,363 145	266,897 51	232,185 44	782 2	0 0	12,209 40	5,252 21	16,469 18	142,466 145
MOUNTAIN, TOTAL										
ARIZONA	AMT NO.	87,126 28	49,116 7	43,431 4	0 0	0 0	2,307 6	783 3	2,595 3	38,010 28
COLORADO	AMT NO.	123,891 38	88,524 9	77,139 8	150 1	0 0	5,384 7	1,099 5	4,752 5	35,367 38
IDAHO	AMT NO.	17,723 8	7,946 3	4,834 2	0 0	0 0	419 3	323 1	2,370 2	9,777 8
MONTANA	AMT NO.	22,329 16	10,568 5	7,445 3	0 0	0 0	611 4	235 3	2,277 2	11,761 16
NEVADA	AMT NO.	19,633 9	9,412 4	7,644 4	309 1	0 0	231 2	201 2	1,027 1	4,221 8
NEW MEXICO	AMT NO.	97,917 12	72,250 8	47,944 4	43 1	0 0	1,721 6	1,808 6	20,734 3	25,667 12
UTAH	AMT NO.	84,399 12	62,411 5	58,129 4	0 0	40 1	1,639 4	648 3	1,955 2	21,988 12
WYOMING	AMT NO.	12,533 8	8,837 4	7,069 1	0 0	0 0	130 2	202 1	1,436 3	3,696 8
PACIFIC, TOTAL										
ALASKA	AMT NO.	16,553 6	13,342 4	11,206 4	426 1	0 0	33 1	393 2	1,284 1	3,211 6
CALIFORNIA	AMT NO.	925,408 242	684,089 69	627,600 49	2,317 11	534 3	32,490 42	6,619 25	14,529 26	241,319 240
HAWAII	AMT NO.	41,150 13	27,977 4	24,493 4	158 1	0 0	734 2	741 2	1,851 1	13,173 13
OREGON	AMT NO.	127,616 39	63,679 16	55,685 11	130 1	0 0	2,915 12	1,320 6	3,629 4	63,937 39
WASHINGTON	AMT NO.	190,366 46	128,142 13	113,701 10	425 1	0 0	6,878 8	2,172 4	4,966 2	62,224 46

SEE FOOTNOTES AT END OF TABLE.

TABLE B-10. -- FEDERAL OBLIGATIONS TO UNIVERSITIES AND COLLEGES AND THE NUMBER OF RECIPIENT INSTITUTIONS, BY GEOGRAPHIC DIVISION, STATE, AND TYPE OF ACTIVITY: FY 1982

CONTINUED

(DOLLARS IN THOUSANDS)

GEOGRAPHIC DIVISION AND STATE	AMT NO.	TOTAL, ALL ACTIVITIES	TOTAL ACADEMIC SCI/ENG	RESEARCH AND DEVELOPMENT	R&D PLANT	ACADEMIC SCIENCE/ENGINEERING				NON- SCI/ENG
						FACIL FOR INSTR IN S&E 1/	FELLOWSHIPS TRNEESHIPS TRNG GRANTS	GENERAL SUPPORT SCI/ENG	OTHER SCI/ENG	
OUTLYING AREAS, TOTAL		146,338 39	21,541 17	11,587 9	22 1	68 1	892 10	1,483 8	7,489 6	124,797 38
GUAM		5,379 2	1,669 2	987 1	0 0	0 0	123 2	30 1	529 1	3,710 2
PUERTO RICO		135,465 34	16,886 12	8,576 5	22 1	68 1	754 7	1,410 6	6,056 2	118,579 33
AMERICAN SAMOA		915 1	721 1	555 1	0 0	0 0	0 0	0 0	166 1	194 1
VIRGIN ISLANDS		2,268 1	1,488 1	890 1	0 0	0 0	15 1	43 1	540 1	780 1
TRUST TERRITORY PAC ISL		2,311 1	777 1	579 1	0 0	0 0	0 0	0 0	198 1	1,534 1

17 SEE TECHNICAL NOTES.

NOTE: TABLE INCLUDES DATA FROM 15 FEDERAL AGENCIES RESPONSIBLE FOR MORE THAN 95 PERCENT OF ALL FEDERAL OBLIGATIONS TO UNIVERSITIES AND COLLEGES.

SOURCE: NATIONAL SCIENCE FOUNDATION

TABLE B-11. -- FEDERAL OBLIGATIONS TO UNIVERSITIES AND COLLEGES,
BY GEOGRAPHIC DIVISION, STATE, AND AGENCY: FY 1982

(DOLLARS IN THOUSANDS)

GEOGRAPHIC DIVISION AND STATE	TOTAL	USDA	COM	DOD	ED	DOE	EPA	HHS	INT	NASA	NSF	OTHER*
UNITED STATES, TOTAL	8,702,380	532,128	39,960	884,194	3,226,400	295,251	85,397	2,624,894	28,482	176,937	728,020	80,717
NEW ENGLAND, TOTAL	867,380	27,657	6,813	92,108	231,179	58,719	5,452	309,789	2,131	20,785	110,992	1,755
CONNECTICUT	158,321	2,906	290	8,411	36,174	6,715	0	90,207	112	834	12,618	54
MAINE	31,947	4,279	237	0	23,445	218	47	1,577	121	60	1,921	42
MASSACHUSETTS	549,992	12,079	4,109	76,939	117,652	49,097	3,254	189,275	1,534	16,163	78,255	1,635
NEW HAMPSHIRE	37,575	2,956	131	1,076	17,328	431	363	9,839	110	2,820	2,502	19
RHODE ISLAND	62,682	2,178	2,046	5,272	25,971	2,231	1,671	7,501	144	754	14,913	1
VERMONT	26,863	3,259	0	410	10,609	27	117	11,390	110	154	783	4
MIDDLE ATLANTIC, TOTAL	1,392,154	41,278	2,274	101,655	512,644	48,142	8,711	511,855	1,685	17,506	143,560	2,844
NEW JERSEY	136,756	6,179	426	8,994	69,287	4,035	608	27,211	167	2,612	17,100	137
NEW YORK	817,297	18,124	1,249	46,437	276,099	31,081	5,773	335,151	1,217	9,662	90,960	1,544
PENNSYLVANIA	438,101	16,975	599	46,224	167,258	13,026	2,330	149,493	301	5,232	35,500	1,163
EAST NORTH CENTRAL, TOTAL	1,221,676	71,469	3,586	76,714	471,041	48,762	19,429	350,147	2,200	26,600	123,203	28,525
ILLINOIS	339,071	14,868	193	21,144	122,027	13,828	5,332	105,379	325	6,890	44,235	4,850
INDIANA	142,935	12,628	289	5,984	52,692	8,661	667	31,322	260	3,544	23,621	3,267
MICHIGAN	288,467	14,770	886	12,550	124,814	13,125	2,169	79,241	1,006	4,960	22,746	12,200
OHIO	274,777	15,799	538	30,997	110,328	4,073	9,561	73,671	293	7,520	14,555	7,442
WISCONSIN	176,426	13,404	1,680	6,039	61,180	9,075	1,700	60,534	316	3,686	18,046	766
WEST NORTH CENTRAL, TOTAL	574,422	71,357	1,403	15,210	237,819	7,978	4,373	188,347	4,279	10,337	28,295	5,024
IOHA	105,690	14,793	227	3,249	42,442	455	778	35,671	264	3,665	4,146	0
KANSAS	64,551	8,257	15	2,512	32,546	880	7	14,024	110	2,345	3,699	156
MINNESOTA	148,297	13,131	709	4,425	54,055	3,827	2,299	56,812	466	1,583	10,918	72
MISSOURI	156,176	15,452	247	3,851	53,400	1,211	1,125	70,029	1,592	2,339	6,615	315
NEBRASKA	45,778	7,862	0	758	23,550	423	94	6,913	117	233	1,933	3,895
NORTH DAKOTA	25,609	6,389	155	297	13,315	1,091	0	2,450	1,420	10	396	86
SOUTH DAKOTA	28,321	5,473	50	118	18,511	91	70	2,448	310	162	588	500
SOUTH ATLANTIC, TOTAL	1,646,433	97,815	4,838	336,067	677,705	28,050	16,527	376,661	3,430	21,934	67,208	16,198
DELAWARE	15,908	3,022	440	1,184	5,453	421	154	1,984	125	177	2,781	167
DISTRICT OF COLUMBIA	301,794	2,604	246	10,903	244,312	1,660	170	33,470	112	2,649	3,066	2,602
FLORIDA	199,675	12,959	931	14,869	95,711	3,427	3,408	46,205	390	2,703	13,851	5,221
GEORGIA	171,396	16,756	1,020	43,883	53,886	4,799	1,277	37,413	323	2,320	8,314	1,405
MARYLAND	434,940	8,781	953	246,010	48,073	7,346	1,376	96,557	208	6,471	13,701	5,464
NORTH CAROLINA	245,738	21,424	659	7,876	88,142	3,901	8,563	101,247	163	1,308	11,744	711
SOUTH CAROLINA	79,512	11,361	341	1,525	47,278	669	557	13,266	120	128	4,236	31
VIRGINIA	161,565	13,887	248	9,535	72,956	4,771	628	42,671	1,729	6,178	8,500	462
WEST VIRGINIA	35,905	7,021	0	282	21,894	1,056	394	3,848	260	0	1,015	135
EAST SOUTH CENTRAL, TOTAL	461,240	62,278	658	8,837	245,197	10,306	1,985	117,421	961	4,414	7,715	1,468
ALABAMA	139,266	16,100	260	2,410	74,835	653	609	40,117	303	2,017	1,261	701
KENTUCKY	81,119	16,022	50	1,150	48,695	541	540	11,077	260	704	1,903	177
MISSISSIPPI	88,476	14,802	113	1,942	57,712	2,475	615	8,838	262	431	1,244	42
TENNESSEE	152,379	15,354	235	3,335	63,955	6,637	221	57,389	136	1,262	3,307	548
WEST SOUTH CENTRAL, TOTAL	632,093	65,026	4,205	39,821	260,086	23,714	10,292	178,816	1,329	12,112	29,213	7,479
ARKANSAS	52,068	11,542	50	637	32,872	240	1,048	3,960	110	210	1,279	120
LOUISIANA	101,559	11,273	1,489	2,116	52,282	3,509	1,527	23,610	343	313	2,317	2,780
OKLAHOMA	69,103	9,930	93	5,321	34,566	2,401	4,517	6,976	348	2,214	2,458	279
TEXAS	409,363	32,281	2,573	31,747	140,366	17,564	3,200	144,270	528	9,375	23,159	4,300
MOUNTAIN, TOTAL	459,551	36,813	2,988	84,228	140,076	17,920	8,307	102,805	7,801	16,680	38,845	3,088
ARIZONA	87,126	5,231	296	6,009	35,627	1,601	651	20,966	311	5,238	10,373	823
COLORADO	123,891	7,495	2,345	11,830	32,977	6,076	3,084	38,335	2,130	5,715	13,170	734
IDAHO	17,723	5,581	190	47	9,890	58	366	579	641	43	326	2
MONTANA	22,329	4,748	0	422	12,030	282	974	1,228	339	107	1,784	415
NEVADA	13,633	2,304	47	538	3,580	1,512	1,247	1,376	1,329	575	1,122	3
NEW MEXICO	97,917	4,498	75	50,601	23,177	2,657	357	9,997	297	2,668	2,506	1,084
UTAH	84,399	4,137	0	14,353	19,191	4,864	864	29,563	1,587	2,008	7,810	22
WYOMING	12,533	2,819	35	428	3,604	870	764	761	1,167	326	1,754	5
PACIFIC, TOTAL	1,301,093	44,148	13,195	129,234	331,495	50,842	10,321	478,593	4,336	46,438	178,436	14,055
ALASKA	16,553	2,502	1,515	1,026	3,031	608	125	448	397	1,301	5,590	10
CALIFORNIA	925,408	19,629	5,291	99,464	218,730	40,851	6,709	352,692	2,368	37,762	136,370	5,542
HAWAII	41,150	3,666	2,293	6,161	8,140	1,547	234	8,205	281	4,258	4,158	2,207
OREGON	127,616	9,157	3,618	6,702	43,649	1,062	1,713	44,563	842	941	11,520	3,849
WASHINGTON	190,366	9,194	478	15,881	57,945	6,774	1,540	72,685	448	2,176	20,798	2,447
OUTLYING AREAS, TOTAL	146,338	14,287	0	320	119,158	818	0	10,460	330	131	553	281
GUAM	5,379	1,436	0	0	3,833	0	0	0	110	0	0	0
PUERTO RICO	135,465	9,990	0	320	112,842	818	0	10,420	130	131	553	281
AMERICAN SAMOA	915	721	0	0	194	0	0	0	0	0	0	0
VIRGIN ISLANDS	2,268	1,363	0	0	795	0	0	0	110	0	0	0
TRUST TERRITORY PAC ISL	2,311	777	0	0	1,494	0	0	40	0	0	0	0

* INCLUDES DOT, AID, HUD, LABOR, AND NRC.

SOURCE: NATIONAL SCIENCE FOUNDATION

TABLE B-12. -- FEDERAL ACADEMIC SCIENCE/ENGINEERING OBLIGATIONS TO UNIVERSITIES AND COLLEGES, BY GEOGRAPHIC DIVISION, STATE, AND AGENCY: FY 1982

GEOGRAPHIC DIVISION AND STATE	(DOLLARS IN THOUSANDS)											
	TOTAL	USDA	COM	DOD	ED	DOE	EPA	HHS	INT	NASA	NSF	OTHER*
UNITED STATES, TOTAL	5,245,484	529,687	39,960	867,556	91,855	288,187	83,782	2,332,774	28,317	176,937	728,020	78,409
NEW ENGLAND, TOTAL	604,579	27,500	6,813	91,746	5,854	58,659	5,452	272,992	2,129	20,785	110,992	1,657
CONNECTICUT	119,580	2,906	290	8,308	1,788	6,715	0	86,005	112	834	12,618	4
MAINE	7,874	4,270	237	0	357	218	47	632	120	60	1,921	12
MASSACHUSETTS	406,357	12,067	4,109	76,867	2,690	49,037	3,254	160,747	1,533	16,163	78,255	1,635
NEW HAMPSHIRE	19,345	2,947	131	979	183	431	363	8,878	110	2,820	2,502	1
RHODE ISLAND	36,181	2,178	2,046	5,182	778	2,231	1,671	6,283	144	754	14,913	1
VERMONT	15,242	3,132	0	410	58	27	117	10,447	110	154	783	4
MIDDLE ATLANTIC, TOTAL	851,204	41,210	2,274	99,533	13,795	47,612	8,711	472,778	1,681	17,506	143,560	2,544
NEW JERSEY	64,265	6,134	426	8,994	813	4,035	608	23,314	167	2,612	17,100	62
NEW YORK	525,438	18,108	1,249	44,703	7,293	31,051	5,773	314,057	1,213	9,662	90,960	1,369
PENNSYLVANIA	261,501	16,968	599	45,836	5,689	12,526	2,330	135,407	301	5,232	35,500	1,113
EAST NORTH CENTRAL, TOTAL	727,449	71,302	3,586	76,067	14,446	48,227	18,503	315,256	2,170	26,600	123,203	28,089
ILLINOIS	215,645	14,799	193	20,822	5,789	13,768	5,332	98,642	325	6,890	44,235	4,850
INDIANA	87,848	12,554	289	5,984	166	8,661	667	29,090	260	3,544	23,621	3,012
MICHIGAN	159,307	14,754	886	12,524	3,535	13,125	4,849	71,792	986	4,960	22,746	12,150
OHIO	150,103	15,798	538	30,750	1,390	3,598	8,955	59,330	293	7,520	14,555	7,376
WISCONSIN	114,546	13,397	1,680	5,987	3,566	9,075	1,700	56,402	306	3,686	18,046	701
WEST NORTH CENTRAL, TOTAL	323,275	70,166	1,403	14,923	6,917	7,978	4,373	169,768	4,271	10,337	28,295	4,844
IOWA	59,947	13,792	227	3,202	1,040	455	778	32,378	264	3,665	4,146	0
KANSAS	31,904	8,247	15	2,472	1,401	880	7	12,642	110	2,345	3,699	86
MINNESOTA	92,882	13,123	709	4,345	2,051	3,827	2,299	53,533	462	1,583	10,918	32
MISSOURI	98,215	15,378	247	3,731	1,458	1,211	1,125	64,278	1,588	2,339	6,615	245
NEBRASKA	21,109	7,800	0	758	541	423	94	5,315	117	233	1,933	3,895
NORTH DAKOTA	11,043	6,389	155	297	262	1,091	0	937	1,420	10	396	86
SOUTH DAKOTA	8,175	5,437	50	118	164	91	70	685	310	162	588	500
SOUTH ATLANTIC, TOTAL	932,191	97,776	4,838	332,105	14,748	27,160	15,947	331,222	3,430	21,934	67,208	15,823
DELAWARE	10,251	3,022	440	798	216	421	154	1,950	125	177	2,781	167
DISTRICT OF COLUMBIA	52,155	2,603	246	10,158	3,874	1,660	170	25,015	112	2,649	3,066	2,602
FLORIDA	97,617	12,957	931	13,793	1,399	3,427	3,390	39,555	390	2,703	13,851	5,221
GEORGIA	111,949	16,756	1,020	43,646	1,064	4,134	1,277	31,790	323	2,320	8,314	1,305
MARYLAND	382,007	8,773	953	245,865	3,043	7,346	1,376	88,877	208	6,471	13,701	5,394
NORTH CAROLINA	151,557	21,421	659	7,848	2,504	3,901	8,001	93,372	163	1,308	11,744	636
SOUTH CAROLINA	30,199	11,347	341	1,505	338	569	557	11,027	120	128	4,236	31
VIRGINIA	83,062	13,884	248	8,254	1,825	4,646	628	36,708	1,729	6,178	8,500	462
WEST VIRGINIA	13,394	7,013	0	238	485	1,056	394	2,928	260	0	1,015	5
EAST SOUTH CENTRAL, TOTAL	197,588	62,128	658	8,216	4,606	10,238	1,985	95,329	961	4,414	7,715	1,338
ALABAMA	61,392	16,003	260	2,267	1,756	653	609	35,662	303	2,017	1,261	601
KENTUCKY	31,662	16,013	50	1,102	815	541	540	9,557	260	704	1,903	177
MISSISSIPPI	29,151	14,802	113	1,538	640	2,475	615	6,989	262	431	1,244	42
TENNESSEE	75,383	15,310	235	3,309	1,395	6,569	221	43,121	136	1,262	3,307	518
WEST SOUTH CENTRAL, TOTAL	361,364	64,916	4,205	38,061	10,195	19,471	10,292	164,366	1,329	12,112	29,213	7,204
ARKANSAS	18,233	11,541	50	594	451	240	1,048	2,590	110	210	1,279	120
LOUISIANA	43,979	11,273	1,489	1,806	254	1,356	1,527	20,521	343	313	2,317	2,780
OKLAHOMA	32,255	9,916	93	5,155	920	1,157	4,517	5,373	348	2,214	2,458	104
TEXAS	266,897	32,186	2,573	30,506	8,570	16,718	3,200	135,882	528	9,375	23,159	4,200
MOUNTAIN, TOTAL	309,064	36,340	2,988	82,633	7,106	17,226	8,277	88,208	7,801	16,680	38,845	2,960
ARIZONA	49,116	5,203	296	5,854	1,658	1,601	651	17,171	311	5,238	10,373	760
COLORADO	88,524	7,387	2,345	11,806	2,220	6,050	3,054	33,963	2,130	5,715	13,170	684
IDAHO	7,946	5,552	190	47	325	58	366	396	641	43	326	2
MONTANA	10,568	4,731	0	422	557	282	974	957	339	107	1,784	415
NEVADA	9,412	2,304	47	538	220	1,502	1,247	525	1,329	575	1,122	3
NEW MEXICO	72,250	4,213	75	49,212	1,508	1,999	357	8,331	297	2,668	2,506	1,084
UTAH	62,411	4,136	0	14,353	618	4,864	864	26,164	1,587	2,008	7,810	7
WYOMING	8,837	2,814	35	401	0	870	764	701	1,167	326	1,754	5
PACIFIC, TOTAL	917,229	44,062	13,195	123,952	13,769	50,798	10,242	418,453	4,215	46,438	178,436	13,669
ALASKA	13,342	2,480	1,515	1,026	108	608	125	192	387	1,301	5,590	10
CALIFORNIA	684,089	17,609	5,291	98,040	6,674	40,851	6,709	325,055	2,351	37,762	136,370	5,377
HAWAII	27,977	3,666	2,293	2,878	488	1,531	234	5,988	281	4,258	4,158	2,207
OREGON	63,679	9,148	3,618	6,346	3,894	1,062	1,634	21,056	792	941	11,520	3,668
WASHINGTON	128,142	9,159	478	15,667	2,605	6,746	1,540	66,162	404	2,176	20,798	2,407
OUTLYING AREAS, TOTAL	21,541	14,287	0	320	419	818	0	4,402	330	131	553	281
GUAM	1,669	1,436	0	0	123	0	0	0	110	0	0	0
PUERTO RICO	16,886	9,990	0	320	281	818	0	4,402	110	131	553	281
AMERICAN SAMOA	721	721	0	0	0	0	0	0	0	0	0	0
VIRGIN ISLANDS	1,488	1,363	0	0	15	0	0	0	110	0	0	0
TRUST TERRITORY PAC ISL	777	777	0	0	0	0	0	0	0	0	0	0

* INCLUDES DOT, AID, HUD, LABOR, AND NRC.

SOURCE: NATIONAL SCIENCE FOUNDATION

TABLE B-13. -- FEDERAL OBLIGATIONS TO THE 100 UNIVERSITIES AND COLLEGES RECEIVING THE LARGEST AMOUNTS, BY TYPE OF ACTIVITY: FY 1982

(DOLLARS IN THOUSANDS)

RANK	INSTITUTION (RANKED BY TOTAL FEDERAL OBLIGATIONS)	TOTAL, ALL ACTIVITIES	ACADEMIC SCIENCE/ENGINEERING							NON-SCI/ENG
			TOTAL ACADEMIC SCI/ENG	RESEARCH AND DEVELOPMENT	R&D PLANT	FACIL INSTR S&E 1/	FELLOWSHIPS TRNGNG GRANTS	GENERAL SUPPORT SCI/ENG	OTHER SCI/ENG	
TOTAL, ALL INSTITUTIONS		8,702,380	5,245,484	4,552,543	31,200	829	234,058	80,137	346,717	3,456,896
1	JOHNS HOPKINS UNIVERSITY	327,090	321,008	312,979	372	0	7,054	564	39	6,082
2	HOWARD UNIVERSITY	177,553	11,107	8,023	0	0	1,544	1,514	26	166,446
3	MASS INST OF TECHNOLOGY	164,182	160,283	148,837	4,523	0	5,715	371	837	3,899
4	STANFORD UNIVERSITY	137,314	132,644	124,289	40	0	7,538	420	357	4,670
5	UNIVERSITY OF WASHINGTON	128,197	107,214	97,690	425	0	5,954	1,868	1,277	20,983
6	UNIVERSITY OF MINNESOTA	109,957	91,860	78,714	85	0	4,138	888	8,035	18,097
7	UNIV OF CAL LOS ANGELES	108,118	95,638	89,661	415	214	4,109	732	507	12,480
8	UNIV OF CAL SAN DIEGO	107,869	97,962	90,896	208	0	3,836	562	2,460	9,907
9	CORNELL UNIVERSITY	107,846	98,389	83,936	117	0	3,132	681	10,523	9,457
10	HARVARD UNIVERSITY	104,442	96,194	85,757	450	46	8,343	649	949	8,248
TOTAL 1ST 10 INSTITUTIONS		1,472,568	1,212,299	1,120,782	6,635	260	51,363	8,249	25,010	260,269
11	UNIVERSITY OF MICHIGAN	100,432	88,195	79,794	1,938	0	4,167	578	1,718	12,237
12	UNIV OF WIS-MADISON	100,091	95,959	82,417	609	0	3,878	500	8,555	4,132
13	COLUMBIA UNIV MAIN DIV	97,892	95,014	88,879	246	0	4,738	772	379	2,878
14	UNIV OF PENNSYLVANIA	97,878	83,564	76,907	495	0	5,119	627	416	14,314
15	YALE UNIVERSITY	97,750	87,348	78,920	285	0	7,245	523	375	10,402
16	UNIV OF CAL SAN FRANCISCO	84,053	72,650	66,752	708	70	4,148	661	311	11,403
17	UNIV OF CAL BERKELEY	82,943	70,814	65,555	50	0	4,339	495	375	12,129
18	UNIV OF ILL URBANA	81,644	75,870	63,923	0	0	1,551	1,031	9,365	5,774
19	PENNSYLVANIA STATE UNIV	80,771	62,833	50,809	20	0	1,201	687	10,116	17,938
20	UNIVERSITY OF ROCHESTER	67,447	62,132	46,427	2,274	58	2,250	318	10,805	5,315
TOTAL 1ST 20 INSTITUTIONS		2,363,469	2,006,678	1,821,165	13,260	388	89,999	14,441	67,425	356,791
21	MICHIGAN STATE UNIVERSITY	63,792	50,354	35,667	4,675	0	1,249	552	8,211	13,438
22	UNIV OF SOUTHERN CAL	63,238	52,410	50,402	213	0	958	371	466	10,828
23	UNIVERSITY OF CHICAGO	63,083	59,757	54,182	0	0	5,261	295	19	3,326
24	OHIO STATE UNIVERSITY	62,759	51,848	41,073	0	0	512	503	9,760	10,911
25	WASHINGTON UNIVERSITY	61,541	57,931	52,839	0	0	4,390	592	110	3,610
26	DUKE UNIVERSITY	60,460	55,872	50,397	257	0	4,399	324	495	4,588
27	UNIVERSITY OF COLORADO	59,232	48,090	43,786	150	0	3,377	437	340	11,142
28	GALLAUDET COLLEGE	58,581	2,147	2,067	0	0	80	0	0	56,434
29	NEW YORK UNIVERSITY	57,351	47,078	43,643	250	0	2,752	299	134	10,273
30	UNIV OF NC AT CHAPEL HILL	57,328	46,395	41,890	219	0	3,602	636	48	10,933
TOTAL 1ST 30 INSTITUTIONS		2,970,834	2,478,560	2,237,111	19,024	388	116,579	18,450	87,008	492,274
31	UNIVERSITY OF FLORIDA	55,872	42,210	35,106	0	0	1,222	383	5,499	13,662
32	PURDUE UNIVERSITY	55,783	47,449	38,142	200	0	736	869	7,502	8,334
33	UNIVERSITY OF PITTSBURGH	52,897	41,593	39,397	0	0	1,408	577	211	11,304
34	YESHIVA UNIVERSITY	51,911	48,654	44,237	640	0	3,544	233	0	3,257
35	GEORGIA INSTITUTE OF TECH	50,370	50,133	43,530	0	0	172	246	6,185	237
36	TEXAS A & M UNIVERSITY	49,906	47,920	33,144	147	0	310	232	14,087	1,986
37	UNIVERSITY OF UTAH	49,621	41,942	39,886	0	40	1,174	560	282	7,679
38	INDIANA UNIVERSITY	49,340	31,509	30,056	0	0	941	403	109	17,831
39	UNIVERSITY OF ARIZONA	49,136	39,974	35,688	0	0	1,354	492	2,440	9,162
40	UNIV OF TEXAS AT AUSTIN	48,452	47,384	44,767	635	0	1,038	507	437	1,068
TOTAL 1ST 40 INSTITUTIONS		3,484,122	2,917,328	2,621,064	20,646	428	128,478	22,952	123,760	566,794
41	UNIVERSITY OF IOWA	48,013	40,057	36,971	0	0	2,342	689	55	7,956
42	NEW MEXICO STATE UNIV	47,281	40,850	21,068	43	0	542	329	18,868	6,431
43	BOSTON UNIVERSITY	44,481	32,599	30,397	212	0	1,689	257	44	11,882
44	OREGON STATE UNIVERSITY	43,198	37,730	33,245	130	0	304	503	3,548	5,468
45	NORTHWESTERN UNIVERSITY	43,124	35,061	33,117	120	0	1,322	389	113	8,063
46	CASE WESTERN RESERVE UNIV	41,747	37,148	34,834	140	0	1,700	403	71	4,599
47	BAYLOR COL OF MEDICINE	40,588	38,686	36,972	0	0	1,430	254	30	1,902
48	UNIV OF CAL DAVIS	39,999	34,454	32,700	0	250	1,027	445	32	5,545
49	UNIV ALABAMA BIRMINGHAM	39,665	30,886	28,731	0	0	1,597	558	0	8,779
50	UNIVERSITY OF MIAMI	39,637	28,905	27,070	557	0	714	212	352	10,732
TOTAL 1ST 50 INSTITUTIONS		3,911,855	3,273,704	2,936,169	21,848	678	141,145	26,991	146,873	638,151

SEE FOOTNOTES AT END OF TABLE.

TABLE B-13. — FEDERAL OBLIGATIONS TO THE 100 UNIVERSITIES AND COLLEGES RECEIVING THE LARGEST AMOUNTS, BY TYPE OF ACTIVITY: FY 1982

CONTINUED

(DOLLARS IN THOUSANDS)

RANK	INSTITUTION (RANKED BY TOTAL FEDERAL OBLIGATIONS)	TOTAL, ALL ACTIVITIES	ACADEMIC SCIENCE/ENGINEERING							NON-SCI/ENG
			TOTAL ACADEMIC SCI/ENG	RESEARCH AND DEVELOPMENT	R&D PLANT	FACIL FOR INSTR IN S&E 1/	FELLOWSHIPS TRNG GRANTS	GENERAL SUPPORT SCI/ENG	OTHER SCI/ENG	
51	CALIFORNIA INST OF TECH	39,615	38,815	36,672	30	0	1,775	200	138	800
52	UNIVERSITY OF CINCINNATI	39,245	24,382	20,126	1,400	0	1,037	1,792	27	14,863
53	UNIV OF MD COLLEGE PARK	38,477	33,418	28,355	88	0	981	148	3,846	5,059
54	TUFTS UNIVERSITY	36,710	17,508	16,808	0	0	409	277	14	19,202
55	UNIVERSITY OF NEW MEXICO	35,320	26,565	24,724	0	0	649	863	329	8,755
56	RUTGERS THE ST UNIV OF NJ	35,023	21,357	17,482	0	0	505	234	3,136	13,666
57	UNIVERSITY OF CONNECTICUT	34,968	29,157	24,972	0	0	1,630	523	2,032	5,811
58	UNIVERSITY OF VIRGINIA	34,205	28,980	25,688	55	0	2,495	692	50	5,225
59	WOODS HOLE OCNRPIC INST	34,168	34,168	32,877	823	0	27	0	441	0
60	VANDERBILT UNIVERSITY	34,134	31,566	28,739	0	0	2,511	297	19	2,568
TOTAL 1ST 60 INSTITUTIONS		4,273,720	3,559,620	3,192,612	24,244	678	153,164	32,017	156,905	714,100
61	SUNY AT ALBANY	33,848	11,244	10,900	0	0	170	102	72	22,604
62	VIRGINIA COMMONLTH UNIV	33,842	18,108	16,485	0	0	1,265	325	33	15,734
63	THE OREG HLTH SCI UNIV	33,744	10,362	9,546	0	0	444	372	0	23,382
64	UNIVERSITY OF KENTUCKY	33,241	23,594	14,764	0	0	212	438	8,180	9,647
65	N C STATE UNIV AT RALEIGH	32,744	29,637	18,158	0	0	353	94	11,032	3,107
66	UNIVERSITY OF GEORGIA	32,348	20,601	16,991	440	79	573	153	9,369	4,747
67	CARNEGIE-MELLON UNIV	31,410	26,463	25,463	0	0	516	197	287	4,947
68	LOUISIANA STATE UNIV	30,987	29,074	22,141	90	0	342	518	5,983	1,913
69	UNIV OF MISSOURI COLUMBIA	30,507	24,217	15,139	205	0	779	312	7,782	6,290
70	COLORADO STATE UNIVERSITY	30,335	26,512	22,614	0	0	808	202	2,888	3,823
TOTAL 1ST 70 INSTITUTIONS		4,596,726	3,786,432	3,364,813	24,979	753	158,626	34,730	202,531	810,294
71	PRINCETON UNIVERSITY	29,595	26,162	23,668	384	0	1,965	145	0	3,433
72	TEMPLE UNIVERSITY	28,754	16,756	14,816	0	0	1,368	231	341	11,998
73	UNIV OF HAWAII-MANOA	28,278	22,757	20,000	158	0	243	505	1,851	5,521
74	U TEX HLTH SCI CTR DALLAS	28,169	26,225	23,966	0	0	1,606	593	60	1,944
75	U TENNESSEE KNOXVILLE	28,001	27,379	18,202	0	0	578	321	8,278	622
76	UNIV OF CAL IRVINE	27,514	23,705	22,003	391	0	958	284	69	3,809
77	GEORGETOWN UNIVERSITY	26,886	12,984	12,259	0	0	334	218	173	13,902
78	VA POLYTECH INST & ST U	26,871	26,281	18,680	0	0	92	294	7,215	590
79	SUNY AT STONY BROOK	26,381	24,138	22,221	842	0	731	327	17	2,243
80	UNIV OF MD BALT PROF SCH	26,350	22,753	22,355	0	0	176	222	0	3,597
TOTAL 1ST 80 INSTITUTIONS		4,873,525	4,015,572	3,562,983	26,754	753	166,677	37,870	220,535	857,953
81	IOWA ST U OF SCI & TECH	24,812	19,281	10,869	0	0	281	301	7,830	5,531
82	WASHINGTON STATE UNIV	24,083	19,474	15,262	0	0	264	259	3,689	4,609
83	EMORY UNIVERSITY	23,826	19,662	18,574	347	0	384	299	58	4,164
84	UTAH STATE UNIVERSITY	23,772	18,144	16,047	0	0	348	76	1,673	5,628
85	UNIVERSITY OF KANSAS	23,665	17,380	15,450	0	0	1,204	432	294	6,285
86	UNIV OF CAL SANTA BARBARA	23,532	14,025	13,329	68	0	503	96	29	9,507
87	ROCKEFELLER UNIVERSITY	22,920	22,920	20,807	641	0	1,277	195	0	0
88	BROWN UNIVERSITY	22,794	19,432	18,031	0	0	1,145	174	82	3,362
89	CUNY MT SINAI SCH OF MED	22,617	20,733	19,433	0	0	1,028	196	76	1,884
90	U P R - REGIONAL COL ADMN	22,426	0	0	0	0	0	0	0	22,426
TOTAL 1ST 90 INSTITUTIONS		5,107,972	4,186,623	3,710,785	27,810	753	173,111	39,898	234,266	921,349
91	HAYNE STATE UNIVERSITY	22,238	13,679	12,280	0	0	693	682	24	8,559
92	UNIV OF MASS AT AMHERST	21,913	21,577	18,034	0	0	195	148	3,200	336
93	UNIV OF NEBRASKA-LINCOLN	21,651	16,360	11,442	0	0	485	252	4,181	5,291
94	MISSISSIPPI STATE UNIV	21,327	16,762	9,056	0	0	311	60	7,335	4,565
95	GEORGE WASHINGTON UNIV	21,311	17,413	16,279	0	0	638	192	304	3,898
96	OKLAHOMA STATE UNIVERSITY	21,295	16,328	9,119	0	0	299	93	6,817	4,967
97	UNIV OF RHODE ISLAND	21,081	16,458	13,996	1,015	0	28	122	1,297	4,623
98	UNIVERSITY OF DAYTON	20,953	18,157	17,094	0	0	0	48	1,015	2,796
99	UNIVERSITY OF OREGON MAIN	19,853	11,672	10,374	0	0	887	372	39	8,181
100	SUNY AT BUFFALO	19,586	17,247	16,123	0	0	615	427	82	2,339
TOTAL 1ST 100 INSTITUTIONS		5,319,180	4,352,276	3,844,582	28,825	753	177,262	42,294	258,560	966,904

1/ SEE TECHNICAL NOTES.

NOTE: TABLE INCLUDES DATA FROM 15 FEDERAL AGENCIES RESPONSIBLE FOR MORE THAN 95 PERCENT OF ALL FEDERAL OBLIGATIONS TO UNIVERSITIES AND COLLEGES.

SOURCE: NATIONAL SCIENCE FOUNDATION

TABLE B-14. -- FEDERAL OBLIGATIONS TO THE 100 UNIVERSITIES AND COLLEGES RECEIVING THE LARGEST AMOUNTS,
BY AGENCY: FY 1982

(DOLLARS IN THOUSANDS)

RANK	INSTITUTION (RANKED BY TOTAL FEDERAL OBLIGATIONS)	TOTAL	USDA	COM	DOD	ED	DOE	EPA	HHS	INT	NASA	NSF	OTHER*
TOTAL, ALL INSTITUTIONS		8,702,380	532,128	39,960	884,194	3,226,400	295,251	85,397	2,624,894	28,482	176,937	728,020	80,717
1	JOHNS HOPKINS UNIVERSITY	327,090	128	173	235,993	3,450	2,747	686	71,694	0	1,172	5,948	5,099
2	HOWARD UNIVERSITY	177,553	70	0	1,279	164,786	80	113	9,211	0	1,098	592	324
3	MASS INST OF TECHNOLOGY	164,182	544	2,104	40,190	3,852	41,740	612	32,700	614	9,589	31,829	408
4	STANFORD UNIVERSITY	137,314	62	15	29,660	4,924	5,205	1,863	60,066	239	8,857	26,383	40
5	UNIVERSITY OF WASHINGTON	128,197	760	378	14,670	16,383	6,177	965	68,675	337	1,928	17,658	266
6	UNIVERSITY OF MINNESOTA	109,957	13,131	709	4,425	16,587	3,827	1,681	56,636	466	1,583	10,842	70
7	UNIV OF CAL LOS ANGELES	108,118	232	36	5,886	9,744	10,962	1,467	63,490	60	3,437	12,754	50
8	UNIV OF CAL SAN DIEGO	107,869	342	0	16,670	9,005	2,616	70	36,746	0	7,993	34,421	6
9	CORNELL UNIVERSITY	107,846	17,226	97	7,677	8,594	2,719	1,452	35,434	381	2,013	32,178	75
10	HARVARD UNIVERSITY	104,442	54	0	3,560	5,660	3,728	1,714	71,358	44	4,381	13,897	46
TOTAL 1ST 10 INSTITUTIONS		1,472,568	32,549	3,512	360,010	242,985	79,801	10,623	506,010	2,141	42,051	186,502	6,384
11	UNIVERSITY OF MICHIGAN	100,432	524	803	7,139	10,445	5,716	1,600	50,392	23	3,987	11,917	7,886
12	UNIV OF WIS-MADISON	100,091	12,972	1,631	5,661	1,539	8,780	0	49,045	178	3,604	16,048	633
13	COLUMBIA UNIV MAIN DIV	97,892	0	0	6,994	184	5,375	0	61,632	712	1,983	20,474	538
14	UNIV OF PENNSYLVANIA	97,878	189	0	5,840	11,564	4,848	73	62,757	26	511	11,940	130
15	YALE UNIVERSITY	97,750	44	0	6,042	8,364	5,865	0	68,146	2	499	8,788	0
16	UNIV OF CAL SAN FRANCISCO	84,053	161	0	2,463	5	2,372	95	76,912	5	728	1,312	0
17	UNIV OF CAL BERKELEY	82,943	3,057	152	15,577	10,885	2,334	329	24,191	174	4,677	19,902	1,665
18	UNIV OF ILL URBANA	81,644	14,554	0	11,679	7,782	6,643	3,315	12,940	110	1,391	20,592	2,638
19	PENNSYLVANIA STATE UNIV	80,771	16,523	234	20,168	17,258	2,401	577	14,171	275	2,148	6,519	497
20	UNIVERSITY OF ROCHESTER	67,447	93	52	13,682	2,975	11,150	507	33,830	0	179	4,979	0
TOTAL 1ST 20 INSTITUTIONS		2,363,469	80,666	6,384	455,255	313,986	135,285	17,119	960,026	3,646	61,758	308,973	20,371
21	MICHIGAN STATE UNIVERSITY	63,792	14,079	83	1,996	12,550	6,972	117	14,182	748	718	8,093	4,254
22	UNIV OF SOUTHERN CAL	63,238	88	863	13,170	8,684	1,367	357	30,618	473	1,337	6,216	65
23	UNIVERSITY OF CHICAGO	63,083	140	0	924	2,690	2,896	116	40,291	0	4,562	11,069	395
24	OHIO STATE UNIVERSITY	62,759	15,711	373	6,592	9,066	2,354	1,024	12,741	283	1,484	6,074	7,057
25	WASHINGTON UNIVERSITY	61,541	0	40	1,120	2,993	735	775	50,751	0	1,752	3,375	0
26	DUKE UNIVERSITY	60,460	204	108	2,933	2,541	2,222	1,572	45,690	0	234	4,923	33
27	UNIVERSITY OF COLORADO	59,232	129	1,674	3,544	8,632	3,492	376	31,073	288	3,565	6,448	11
28	GALLAUDET COLLEGE	58,581	0	0	0	58,427	0	0	154	0	0	0	0
29	NEW YORK UNIVERSITY	57,351	0	50	3,693	10,022	4,320	1,265	33,422	0	525	4,054	0
30	UNIV OF NC AT CHAPEL HILL	57,328	136	299	2,057	8,408	653	3,321	38,450	0	87	3,661	256
TOTAL 1ST 30 INSTITUTIONS		2,970,834	111,153	9,874	491,284	437,999	160,296	26,042	1,257,398	5,438	76,022	362,886	32,442
31	UNIVERSITY OF FLORIDA	55,872	11,480	30	3,839	12,306	1,008	960	15,891	210	871	4,415	4,862
32	PURDUE UNIVERSITY	55,783	12,448	203	4,712	8,081	3,775	245	10,125	260	3,164	10,408	2,362
33	UNIVERSITY OF PITTSBURGH	52,897	172	193	2,958	12,063	1,783	705	29,555	0	978	4,395	95
34	YESHIVA UNIVERSITY	51,911	0	0	229	1,083	0	0	49,683	0	0	916	0
35	GEORGIA INSTITUTE OF TECH	50,370	22	120	42,239	0	950	381	1,933	280	1,461	2,562	422
36	TEXAS A & M UNIVERSITY	49,906	25,637	2,049	4,194	129	1,899	566	3,353	162	2,789	6,238	2,890
37	UNIVERSITY OF UTAH	49,621	50	0	4,059	4,560	4,132	552	28,408	1,393	532	5,935	0
38	INDIANA UNIVERSITY	49,340	108	0	1,102	15,831	1,721	255	18,759	0	253	10,496	815
39	UNIVERSITY OF ARIZONA	49,136	4,989	296	4,705	6,496	1,103	651	19,123	289	3,756	6,922	806
40	UNIV OF TEXAS AT AUSTIN	48,452	274	0	17,672	819	10,610	0	8,092	150	2,816	7,210	809
TOTAL 1ST 40 INSTITUTIONS		3,484,122	166,333	12,765	576,993	499,367	187,277	30,357	1,442,320	8,182	92,642	422,383	45,503
41	UNIVERSITY OF IOWA	48,013	73	30	2,686	6,021	110	476	33,099	0	3,253	2,265	0
42	NEW MEXICO STATE UNIV	47,281	4,469	0	31,251	5,336	1,046	303	898	110	1,986	800	1,082
43	BOSTON UNIVERSITY	44,481	0	0	4,189	7,896	188	0	29,937	0	411	1,794	66
44	OREGON STATE UNIVERSITY	43,198	9,057	3,618	5,587	5,085	731	1,389	4,686	842	533	8,052	3,618
45	NORTHWESTERN UNIVERSITY	43,124	0	0	3,627	8,588	1,834	0	18,557	59	447	8,330	1,682
46	CASE WESTERN RESERVE UNIV	41,747	0	159	3,241	2,381	599	568	28,119	0	2,609	4,009	62
47	BAYLOR COL OF MEDICINE	40,588	2,991	96	1,033	2,168	0	313	33,198	0	375	414	0
48	UNIV OF CAL DAVIS	39,999	4,849	0	423	4,069	4,294	691	17,474	283	298	4,418	3,200
49	UNIV ALABAMA BIRMINGHAM	39,665	131	0	308	6,111	0	118	32,390	0	83	424	100
50	UNIVERSITY OF MIAMI	39,637	0	465	3,015	6,618	791	193	22,686	37	773	5,051	8
TOTAL 1ST 50 INSTITUTIONS		3,911,855	187,903	17,133	632,353	553,640	196,870	34,408	1,663,364	9,513	103,410	457,940	55,321

SEE FOOTNOTES AT END OF TABLE.

TABLE 8-14. -- FEDERAL OBLIGATIONS TO THE 100 UNIVERSITIES AND COLLEGES RECEIVING THE LARGEST AMOUNTS, BY AGENCY: FY 1982

CONTINUED

(DOLLARS IN THOUSANDS)

RANK	INSTITUTION (RANKED BY TOTAL FEDERAL OBLIGATIONS)	TOTAL	USDA	COM	DOD	ED	DOE	EPA	HHS	INT	NASA	NSF	OTHER*
51	CALIFORNIA INST OF TECH	39,615	106	291	6,842	716	3,794	89	8,668	964	4,947	13,198	0
52	UNIVERSITY OF CINCINNATI	39,245	0	0	1,295	6,216	255	6,344	22,885	0	697	1,533	20
53	UNIV OF MD/COLLEGE PARK	38,477	7,307	547	7,157	5,920	4,103	26	1,707	125	4,820	6,657	108
54	TUFTS UNIVERSITY	36,710	5,829	0	131	2,221	565	9	27,189	1	172	593	0
55	UNIVERSITY OF NEW MEXICO	35,320	29	75	16,312	7,135	1,363	54	8,392	37	638	1,283	2
56	RUTGERS THE ST UNIV OF NJ	35,023	6,107	75	1,558	13,239	462	199	7,705	167	74	5,355	82
57	UNIVERSITY OF CONNECTICUT	34,968	2,862	290	2,359	4,599	759	0	20,498	110	320	3,121	50
58	UNIVERSITY OF VIRGINIA	34,205	221	50	2,429	4,683	2,893	285	18,700	162	832	3,950	0
59	WOODS HOLE OCNRPHIC INST	34,168	0	1,930	12,592	0	821	329	16	719	506	17,255	0
60	VANDERBILT UNIVERSITY	34,134	0	60	908	2,113	349	139	28,791	0	91	1,650	33
TOTAL 1ST 60 INSTITUTIONS		4,273,720	210,364	20,451	683,936	600,482	212,234	41,882	1,807,915	11,798	116,507	512,535	55,616
61	SUNY AT ALBANY	33,848	444	528	3,132	22,176	361	532	3,159	92	312	2,876	236
62	VIRGINIA COMMONLTH UNIV	33,842	0	0	897	13,616	45	0	18,624	0	276	361	23
63	THE OREG HLTH SCI UNIV	33,744	0	0	98	0	0	0	33,559	0	41	46	0
64	UNIVERSITY OF KENTUCKY	33,241	13,586	50	613	8,781	449	469	7,002	260	350	1,504	177
65	N.C STATE UNIV AT RALEIGH	32,744	17,872	30	1,964	3,283	1,026	2,705	2,271	160	804	2,489	140
66	UNIVERSITY OF GEORGIA	32,348	14,619	900	502	4,252	3,566	389	3,955	43	372	3,721	29
67	CARNEGIE-MELLON UNIV	31,410	0	105	11,759	5,187	3,116	181	3,307	0	639	7,037	84
68	LOUISIANA STATE UNIV	30,987	9,427	1,370	1,379	1,312	1,309	0	11,182	273	196	1,814	2,725
69	UNIV OF MISSOURI COLUMBIA	30,507	13,113	75	1,265	4,859	296	308	8,731	119	173	1,568	0
70	COLORADO STATE UNIVERSITY	30,335	7,276	607	2,546	3,691	1,550	1,157	5,169	1,478	862	5,276	723
TOTAL 1ST 70 INSTITUTIONS		4,596,726	286,701	24,116	708,091	667,639	223,952	47,623	1,904,874	14,223	120,532	539,222	59,753
71	PRINCETON UNIVERSITY	29,595	72	107	4,355	3,562	3,476	0	5,186	0	2,483	10,354	0
72	TEMPLE UNIVERSITY	28,754	6	42	397	10,687	40	307	15,821	0	16	1,345	93
73	UNIV OF HAWAII-MANOA	28,278	3,666	0	6,161	0	1,547	0	7,969	271	4,258	4,099	307
74	U TEX HLTH SCI CTR DALLAS	28,169	0	0	0	88	0	0	27,556	0	187	338	0
75	U TENNESSEE KNOXVILLE	28,001	12,956	125	2,189	84	5,944	38	4,009	0	1,043	1,376	237
76	UNIV OF CAL IRVINE	27,514	81	0	2,892	2,619	3,508	273	13,691	33	416	3,768	233
77	GEORGETOWN UNIVERSITY	26,886	727	0	3,270	9,494	1,250	0	11,229	0	0	916	0
78	VA POLYTECH INST & ST U	26,871	11,644	73	4,238	0	1,660	107	1,983	1,536	2,200	3,135	295
79	SUNY AT STONY BROOK	26,381	0	0	71	1,455	2,092	0	14,490	0	781	7,492	0
80	UNIV OF MD BALT PROF SCH	26,350	55	0	2,830	363	344	558	21,611	0	39	550	0
TOTAL 1ST 80 INSTITUTIONS		4,873,525	315,908	24,463	734,494	695,991	243,813	48,906	2,028,419	16,063	131,955	572,595	60,918
81	IOWA ST U OF SCI & TECH	24,812	14,720	197	563	4,661	345	191	1,690	264	382	1,799	0
82	WASHINGTON STATE UNIV	24,083	8,403	100	1,211	4,511	597	575	3,440	111	232	2,763	2,140
83	EMORY UNIVERSITY	23,826	0	0	46	1,729	224	0	20,669	0	288	870	0
84	UTAH STATE UNIVERSITY	23,772	3,882	0	9,790	6,134	67	7	625	177	1,439	1,651	0
85	UNIVERSITY OF KANSAS	23,665	174	15	1,468	5,983	218	7	12,013	0	1,730	1,981	76
86	UNIV OF CAL SANTA BARBARA	23,532	0	0	2,761	9,887	1,291	411	3,023	38	555	5,566	0
87	ROCKEFELLER UNIVERSITY	22,920	50	0	0	0	900	0	20,082	0	189	1,699	0
88	BROWN UNIVERSITY	22,794	0	93	2,272	3,073	2,042	0	6,456	32	729	8,097	0
89	CUNY MT SINAI SCH OF MED	22,617	0	0	0	24	0	136	22,022	0	0	435	0
90	U P R - REGIONAL COL ADMN	22,426	0	0	0	22,426	0	0	0	0	0	0	0
TOTAL 1ST 90 INSTITUTIONS		5,107,972	343,137	24,868	752,605	754,419	249,497	50,283	2,118,439	16,685	137,499	597,456	63,134
91	WAYNE STATE UNIVERSITY	22,238	0	0	865	6,842	294	153	12,108	20	56	1,841	59
92	UNIV OF MASS AT AMHERST	21,913	5,486	75	4,907	0	979	56	2,950	156	631	6,588	85
93	UNIV OF NEBRASKA-LINCOLN	21,651	7,855	0	560	5,412	423	94	1,313	117	233	1,749	3,895
94	MISSISSIPPI STATE UNIV	21,327	12,451	0	567	4,927	2,240	399	155	112	323	111	42
95	GEORGE WASHINGTON UNIV	21,311	321	39	3,895	2,809	326	51	11,632	2	1,357	879	0
96	OKLAHOMA STATE UNIVERSITY	21,295	8,357	18	3,368	5,475	209	639	464	122	1,745	898	0
97	UNIV OF RHODE ISLAND	21,081	2,178	1,953	3,000	4,221	187	1,671	951	112	25	6,781	0
98	UNIVERSITY OF DAYTON	20,953	0	0	16,961	2,740	75	326	52	0	505	217	77
99	UNIVERSITY OF OREGON MAIN	19,853	80	0	658	10,506	326	0	5,217	0	87	2,884	95
100	SUNY AT BUFFALO	19,586	0	0	426	1,422	206	0	13,775	0	383	3,374	0
TOTAL 1ST 100 INSTITUTIONS		5,319,180	379,865	26,953	787,812	798,773	254,764	53,622	2,167,056	17,326	142,844	622,778	67,387

* INCLUDES DOT, AID, HUD, LABOR, AND NRC.

SOURCE: NATIONAL SCIENCE FOUNDATION



TABLE B-15. -- FEDERAL OBLIGATIONS FOR ACADEMIC SCIENCE/ENGINEERING TO THE 100 UNIVERSITIES AND COLLEGES RECEIVING THE LARGEST AMOUNTS, BY AGENCY: FY 1982

(DOLLARS IN THOUSANDS)

RANK	INSTITUTION (RANKED BY AMOUNT RECEIVED)	TOTAL	USDA	COM	DOD	ED	DOE	EPA	HHS	INT	NASA	NSF	OTHER*
	TOTAL, ALL INSTITUTIONS	5,245,484	529,687	39,960	867,556	91,855	288,187	83,782	2,332,774	28,317	176,937	728,020	78,409
1	JOHNS HOPKINS UNIVERSITY	321,008	128	173	235,955	1,550	2,747	686	67,550	0	1,172	5,948	5,099
2	MASS INST OF TECHNOLOGY	160,283	544	2,104	40,190	13	41,680	612	32,700	614	9,589	31,829	408
3	STANFORD UNIVERSITY	132,644	62	15	29,167	1,511	5,205	1,863	59,342	239	8,857	26,383	0
4	UNIVERSITY OF WASHINGTON	107,214	760	378	14,456	1,795	6,149	965	62,566	293	1,928	17,658	266
5	CORNELL UNIVERSITY	98,389	17,214	97	7,443	286	2,719	1,452	34,608	379	2,013	32,178	0
6	UNIV OF CAL SAN DIEGO	97,962	342	0	16,670	169	2,616	70	35,875	0	7,993	34,421	6
7	HARVARD UNIVERSITY	96,194	50	0	3,560	135	3,728	1,714	68,639	44	4,381	13,897	46
8	UNIV OF WIS-MADISON	95,959	12,965	1,831	5,609	0	8,780	0	46,511	178	3,604	16,048	633
9	UNIV OF CAL LOS ANGELES	95,638	232	36	5,886	394	10,962	1,467	60,410	60	3,437	12,754	0
10	COLUMBIA UNIV MAIN DIV	95,014	0	0	6,994	0	5,375	0	58,938	712	1,983	20,474	538
	TOTAL 1ST 10 INSTITUTIONS	1,300,305	32,297	4,434	365,930	5,853	89,961	8,829	526,939	2,519	44,957	211,590	6,996
11	UNIVERSITY OF MINNESOTA	91,860	13,123	709	4,345	1,901	3,827	1,681	53,357	462	1,583	10,842	30
12	UNIVERSITY OF MICHIGAN	88,195	524	803	7,139	888	5,716	1,280	48,032	23	3,987	11,917	7,886
13	YALE UNIVERSITY	87,348	44	0	6,019	371	5,865	0	65,760	2	499	8,788	0
14	UNIV OF PENNSYLVANIA	83,564	189	0	5,768	387	4,348	73	60,192	26	511	11,940	130
15	UNIV OF ILL URBANA	75,870	14,485	0	11,484	2,332	6,643	3,315	12,880	110	1,391	20,592	2,638
16	UNIV OF CAL SAN FRANCISCO	72,650	161	0	2,463	0	2,372	95	65,514	5	728	1,312	0
17	UNIV OF CAL BERKELEY	70,814	3,057	152	15,462	448	2,334	329	22,689	174	4,677	19,902	1,590
18	PENNSYLVANIA STATE UNIV	62,833	16,521	234	19,996	419	2,401	577	13,296	275	2,148	6,519	447
19	UNIVERSITY OF ROCHESTER	62,132	93	52	12,887	213	11,120	507	32,102	0	179	4,979	0
20	UNIVERSITY OF CHICAGO	59,757	140	0	924	34	2,836	116	39,681	0	4,562	11,069	395
	TOTAL 1ST 20 INSTITUTIONS	2,055,328	80,634	6,384	452,417	12,846	137,423	16,802	940,442	3,596	65,222	319,450	20,112
21	WASHINGTON UNIVERSITY	57,931	0	40	1,120	365	735	775	49,769	0	1,752	3,375	0
22	DUKE UNIVERSITY	55,872	204	108	2,933	78	2,222	1,572	43,565	0	234	4,923	33
23	UNIV OF SOUTHERN CAL	52,410	85	863	13,170	25	1,367	357	28,452	473	1,337	6,216	65
24	OHIO STATE UNIVERSITY	51,848	15,710	373	6,430	5	1,879	1,024	11,575	283	1,484	6,074	7,011
25	MICHIGAN STATE UNIVERSITY	50,354	14,070	83	1,970	1,925	6,972	117	11,454	748	718	8,093	4,204
26	GEORGIA INSTITUTE OF TECH	50,133	22	120	42,002	0	950	381	1,933	280	1,461	2,562	422
27	YESHIVA UNIVERSITY	48,654	0	0	229	190	0	0	47,319	0	0	916	0
28	UNIVERSITY OF COLORADO	48,090	129	1,674	3,544	1,179	3,492	376	27,384	288	3,565	6,448	11
29	TEXAS A & M UNIVERSITY	47,920	25,549	2,049	3,256	0	1,068	566	3,353	162	2,789	6,238	2,890
30	PURDUE UNIVERSITY	47,449	12,419	203	4,712	34	3,775	245	10,050	260	3,164	10,408	2,179
	TOTAL 1ST 30 INSTITUTIONS	2,565,989	148,822	11,897	531,783	16,647	159,883	22,215	1,175,296	6,090	81,726	374,703	36,927
31	UNIV OF TEXAS AT AUSTIN	47,384	274	0	17,468	524	10,610	0	7,523	150	2,816	7,210	809
32	NEW YORK UNIVERSITY	47,078	0	50	3,648	1,413	4,320	1,265	31,803	0	525	4,054	0
33	UNIV OF NC AT CHAPEL HILL	46,395	136	299	2,029	1,648	653	3,321	34,380	0	87	3,661	181
34	UNIVERSITY OF FLORIDA	42,210	11,478	30	3,740	393	1,008	942	14,261	210	871	4,415	4,862
35	UNIVERSITY OF UTAH	41,942	50	0	4,059	101	4,132	552	25,188	1,393	532	5,935	0
36	UNIVERSITY OF PITTSBURGH	41,593	172	193	2,916	3,474	1,783	705	26,882	0	978	4,395	95
37	NEW MEXICO STATE UNIV	40,850	4,184	0	29,897	575	1,046	303	867	110	1,986	800	1,082
38	UNIVERSITY OF IOWA	40,057	73	30	2,639	598	110	476	30,613	0	3,253	2,265	0
39	UNIVERSITY OF ARIZONA	39,974	4,965	296	4,586	681	1,103	651	15,982	289	3,756	6,922	743
40	CALIFORNIA INST OF TECH	38,815	106	291	6,747	11	3,794	89	8,668	964	4,947	13,198	0
	TOTAL 1ST 40 INSTITUTIONS	2,992,287	170,260	13,086	609,512	26,065	188,442	30,519	1,371,463	9,206	101,477	427,558	44,699
41	BAYLOR COL OF MEDICINE	38,686	2,991	96	1,033	997	0	313	32,467	0	375	414	0
42	OREGON STATE UNIVERSITY	37,730	9,049	3,618	5,231	110	731	1,310	4,686	792	533	8,052	3,618
43	CASE WESTERN RESERVE UNIV	37,148	0	159	3,241	0	599	568	25,901	0	2,609	4,009	62
44	NORTHWESTERN UNIVERSITY	35,061	0	0	3,627	1,030	1,834	0	18,052	59	447	8,330	1,682
45	UNIV OF CAL DAVIS	34,454	4,832	0	423	0	2,294	691	16,015	283	298	4,418	3,200
46	WOODS HOLE OCNORPHIC INST	34,168	0	1,930	12,592	0	821	329	16	719	506	17,255	0
47	UNIV OF MD COLLEGE PARK	33,418	7,299	547	7,092	1,022	1,103	26	1,619	125	4,820	6,657	108
48	BOSTON UNIVERSITY	32,599	0	0	1,189	426	188	0	25,525	0	411	1,794	66
49	VANDERBILT UNIVERSITY	31,566	0	60	882	537	349	139	27,825	0	91	1,650	33
50	INDIANA UNIVERSITY	31,509	65	0	1,102	3	1,721	255	16,871	0	253	10,496	743
	TOTAL 1ST 50 INSTITUTIONS	3,338,626	194,496	19,496	648,924	30,190	203,082	34,150	1,540,440	11,184	111,820	490,633	54,211

SEE FOOTNOTES AT END OF TABLE.

TABLE B-15. -- FEDERAL OBLIGATIONS FOR ACADEMIC SCIENCE/ENGINEERING TO THE 100 UNIVERSITIES AND COLLEGES RECEIVING THE LARGEST AMOUNTS, BY AGENCY: FY 1982

CONTINUED

(DOLLARS IN THOUSANDS)

RANK	INSTITUTION (RANKED BY AMOUNT RECEIVED)	TOTAL	USDA	COM	DOD	ED	DOE	EPA	HHS	INT	NASA	NSF	OTHER*
51	UNIV ALABAMA BIRMINGHAM	30,886	131	0	308	654	0	118	29,168	0	83	424	0
52	N C STATE UNIV AT RALEIGH	29,637	17,869	30	1,964	179	1,026	2,705	2,271	160	804	2,489	140
53	UNIVERSITY OF CONNECTICUT	29,157	2,862	290	2,279	639	759	0	18,777	110	320	3,121	0
54	LOUISIANA STATE UNIV	29,074	9,427	1,370	1,236	0	1,309	0	10,724	273	196	1,814	2,725
55	UNIVERSITY OF VIRGINIA	28,980	218	50	2,364	748	2,893	285	17,478	162	832	3,950	0
56	UNIVERSITY OF MIAMI	28,905	0	465	3,015	0	791	193	18,572	37	773	5,051	8
57	UNIVERSITY OF GEORGIA	27,601	14,619	900	502	335	2,901	389	3,790	43	372	3,721	29
58	U TENNESSEE KNOXVILLE	27,379	12,955	125	2,189	0	5,944	38	3,472	0	1,043	1,376	237
59	UNIVERSITY OF NEW MEXICO	26,565	29	75	16,312	438	705	54	6,992	37	638	1,283	2
60	COLORADO STATE UNIVERSITY	26,512	7,168	607	2,546	172	1,524	1,127	5,079	1,478	862	5,276	673
TOTAL 1ST 60 INSTITUTIONS		3,623,322	259,774	23,408	681,639	33,355	220,934	39,059	1,656,763	13,484	117,743	519,138	58,025
61	CARNEGIE-MELLON UNIV	26,463	0	105	11,759	240	3,116	181	3,307	0	639	7,032	84
62	VA POLYTECH INST & ST U	26,281	11,644	73	4,238	0	1,535	107	1,518	1,536	2,200	3,135	295
63	U TEX HLTH SCI CTR DALLAS	26,225	0	0	0	64	0	0	25,636	0	187	338	0
64	PRINCETON UNIVERSITY	26,162	72	107	4,355	129	3,476	0	5,186	0	2,483	10,354	0
65	UNIVERSITY OF CINCINNATI	24,382	0	0	1,295	44	255	5,758	14,800	0	697	1,533	0
66	UNIV OF MISSOURI COLUMBIA	24,217	13,039	75	1,175	151	296	308	7,317	115	173	1,568	0
67	SUNY AT STONY BROOK	24,138	0	0	71	0	2,092	0	13,702	0	781	7,492	0
68	UNIV OF CAL IRVINE	23,705	81	0	2,892	0	3,508	273	12,501	33	416	3,768	233
69	UNIVERSITY OF KENTUCKY	23,594	13,577	50	565	0	449	469	6,193	260	350	1,504	177
70	ROCKEFELLER UNIVERSITY	22,920	50	0	0	0	900	0	20,082	0	189	1,699	0
TOTAL 1ST 70 INSTITUTIONS		3,871,409	298,237	23,818	707,989	33,983	236,561	46,155	1,767,005	15,428	125,858	557,561	58,814
71	UNIV OF HAWAII-MANOA	22,757	3,666	0	2,873	0	1,531	0	5,752	271	4,258	4,099	307
72	UNIV OF MD BALT PROF SCH	22,753	55	0	2,788	60	344	558	18,359	0	39	550	0
73	UNIV OF MASS AT AMHERST	21,577	5,478	75	4,861	0	979	56	2,668	156	631	6,588	85
74	RUTGERS THE ST UNIV OF NJ	21,357	6,062	75	1,558	168	462	199	7,230	167	74	5,355	7
75	CUNY MT SINAI SCH OF MED	20,733	0	0	0	0	0	136	20,162	0	0	435	0
76	EMORY UNIVERSITY	19,662	0	0	46	10	224	0	18,224	0	288	870	0
77	WASHINGTON STATE UNIV	19,474	8,370	100	1,211	151	597	575	3,224	111	232	2,763	2,140
78	BROWN UNIVERSITY	19,432	0	93	2,272	617	2,042	0	5,550	32	729	8,097	0
79	IOWA ST U OF SCI & TECH	19,281	13,719	197	563	131	345	191	1,690	264	382	1,799	0
80	UNIVERSITY OF DAYTON	18,157	0	0	16,925	0	75	306	52	0	505	217	77
TOTAL 1ST 80 INSTITUTIONS		4,076,592	335,587	24,358	741,086	35,120	243,160	48,176	1,849,916	16,429	132,996	588,334	61,430
81	UTAH STATE UNIVERSITY	18,144	3,881	0	9,790	507	67	7	625	177	1,439	1,651	0
82	VIRGINIA COMMONWLTH UNIV	18,108	0	0	897	172	45	0	16,334	0	276	361	23
83	TUFTS UNIVERSITY	17,508	5,829	0	105	73	565	9	10,162	0	172	593	0
84	GEORGE WASHINGTON UNIV	17,413	320	39	3,870	942	326	51	9,627	2	1,357	879	0
85	UNIVERSITY OF KANSAS	17,380	168	15	1,468	1,004	218	7	10,713	0	1,730	1,981	76
86	SUNY AT BUFFALO	17,247	0	0	426	9	206	0	12,849	0	383	3,374	0
87	MISSISSIPPI STATE UNIV	16,762	12,451	0	412	517	2,240	399	155	112	323	111	42
88	TEMPLE UNIVERSITY	16,756	6	42	397	634	40	307	13,876	0	16	1,345	93
89	UNIV OF RHODE ISLAND	16,458	2,178	1,953	2,910	0	189	1,671	639	112	25	6,781	0
90	UNIV OF NEBRASKA-LINCOLN	16,360	7,793	0	560	399	423	94	1,097	117	233	1,749	3,895
TOTAL 1ST 90 INSTITUTIONS		4,248,728	368,213	26,407	761,921	39,377	247,479	50,721	1,925,993	16,949	138,950	607,159	65,559
91	OKLAHOMA STATE UNIVERSITY	16,328	8,345	18	3,368	628	209	639	356	122	1,745	898	0
92	U TEXAS SYSTEM CANCER CTR	15,814	0	0	0	0	0	0	15,799	15	0	0	0
93	U TEX HLTH SCI CTR S ANTO	15,605	0	0	0	0	0	28	15,193	0	85	299	0
94	UNIV OF VT & ST AGRIC COL	15,125	3,132	0	410	21	0	117	10,447	110	125	763	0
95	AUBURN UNIVERSITY	15,066	11,930	75	839	193	523	188	606	143	59	120	390
96	U TEX HLTH SCI CTR HOUSTN	14,782	0	0	0	0	224	447	13,505	0	185	421	0
97	FLORIDA STATE UNIVERSITY	14,028	40	289	4,657	274	1,608	746	2,586	0	536	3,207	85
98	UNIV OF CAL SANTA BARBARA	14,025	0	0	2,761	431	1,291	411	2,972	38	555	5,566	0
99	KANS ST U - AG & APP SCI	13,814	8,076	0	1,004	26	662	0	1,929	110	383	1,614	10
100	UNIV OF ILL MED CTR CHGO	13,776	0	0	0	0	0	157	13,527	0	0	92	0
TOTAL 1ST 100 INSTITUTIONS		4,397,091	399,736	26,789	774,960	40,950	251,996	53,454	2,002,913	17,487	142,623	620,139	66,044

* INCLUDES DOT, AID, HUD, LABOR, AND NRC.

SOURCE: NATIONAL SCIENCE FOUNDATION

TABLE B-16. -- FEDERAL OBLIGATIONS FOR RESEARCH & DEVELOPMENT TO THE 100 UNIVERSITIES AND COLLEGES 1/ RECEIVING THE LARGEST AMOUNTS, BY AGENCY: FY 1982

(DOLLARS IN THOUSANDS)

RANK	INSTITUTION (RANKED BY AMOUNT RECEIVED)	TOTAL	USDA	COM	DOD	ED	DOE	EPA	HHS	INT	NASA	NSF	OTHER*
TOTAL, ALL INSTITUTIONS		4,552,543	256,535	39,132	813,673	34,379	265,155	78,027	2,110,633	21,545	167,744	689,692	76,028
1	JOHNS HOPKINS UNIVERSITY	312,979	128	173	235,955	1,299	2,667	686	60,095	0	1,162	5,727	5,087
2	MASS INST OF TECHNOLOGY	148,837	544	2,104	40,046	0	36,856	612	29,259	464	9,236	29,308	408
3	STANFORD UNIVERSITY	124,289	62	15	29,167	1,301	5,093	1,856	53,875	239	8,468	24,213	0
4	UNIVERSITY OF WASHINGTON	97,690	760	378	13,314	1,092	6,059	932	56,334	143	1,928	16,483	266
5	UNIV OF CAL SAN DIEGO	90,896	342	0	14,579	169	2,605	70	31,510	0	7,924	33,693	4
6	UNIV OF CAL LOS ANGELES	89,661	232	36	5,886	231	10,318	1,467	55,371	60	3,437	12,623	0
7	COLUMBIA UNIV MAIN DIV	88,879	0	0	6,958	0	5,269	0	53,585	712	1,983	19,834	538
8	HARVARD UNIVERSITY	85,757	50	0	3,478	9	3,263	1,700	60,988	44	4,381	11,806	38
9	CORNELL UNIVERSITY	83,936	7,477	77	7,443	168	2,639	1,452	31,696	348	2,013	30,623	0
10	UNIV OF WIS-MADISON	82,417	5,855	1,631	5,609	0	8,115	0	42,766	147	3,591	14,070	633
TOTAL 1ST 10 INSTITUTIONS		1,205,341	15,450	4,414	362,435	4,270	82,884	8,775	475,479	2,157	44,123	198,380	6,974
11	UNIVERSITY OF MICHIGAN	79,794	524	803	5,718	575	4,186	1,280	43,637	23	3,903	11,259	7,886
12	YALE UNIVERSITY	78,920	44	0	6,019	195	5,580	0	58,535	2	499	8,046	0
13	UNIVERSITY OF MINNESOTA	78,714	5,993	709	4,188	1,055	3,719	1,679	49,696	279	1,583	9,808	8
14	UNIV OF PENNSYLVANIA	76,907	189	0	5,595	290	3,797	73	54,768	26	511	11,528	130
15	UNIV OF CAL SAN FRANCISCO	66,752	161	0	2,205	0	2,302	95	60,020	5	728	1,236	0
16	UNIV OF CAL BERKELEY	65,555	3,057	152	15,462	330	2,284	322	19,449	24	4,567	18,320	1,588
17	UNIV OF ILL URBANA	63,923	5,427	0	11,002	2,291	6,559	3,308	11,017	74	1,391	20,216	2,638
18	UNIVERSITY OF CHICAGO	54,182	140	0	924	0	2,836	116	34,584	0	4,562	10,625	395
19	WASHINGTON UNIVERSITY	52,839	0	0	1,120	44	735	775	45,168	0	1,682	3,315	0
20	PENNSYLVANIA STATE UNIV	50,809	6,591	234	19,996	0	2,277	573	12,269	87	1,943	6,392	447
TOTAL 1ST 20 INSTITUTIONS		1,873,736	37,576	6,312	434,661	9,050	117,159	16,996	864,622	2,677	65,492	299,125	20,066
21	UNIV OF SOUTHERN CAL	50,402	85	863	12,801	0	1,367	357	27,145	473	1,337	5,909	65
22	DUKE UNIVERSITY	50,397	204	108	2,893	0	2,147	1,572	39,064	0	234	4,142	33
23	UNIVERSITY OF ROCHESTER	46,427	93	52	2,557	0	9,162	507	29,057	0	179	4,820	0
24	UNIV OF TEXAS AT AUSTIN	44,767	274	0	17,035	0	9,966	0	7,001	0	2,812	6,875	804
25	YESHIVA UNIVERSITY	44,237	0	0	229	147	0	0	42,967	0	0	894	0
26	UNIVERSITY OF COLORADO	43,786	129	1,634	3,274	337	3,342	376	24,546	288	3,565	6,289	6
27	NEW YORK UNIVERSITY	43,643	0	50	3,648	982	4,070	1,265	29,316	0	425	3,887	0
28	GEORGIA INSTITUTE OF TECH	43,530	22	120	35,985	0	950	381	1,750	101	1,370	2,430	421
29	UNIV OF NC AT CHAPEL HILL	41,890	136	299	1,836	1,282	6,233	3,314	30,684	0	66	3,469	181
30	OHIO STATE UNIVERSITY	41,073	6,185	373	6,372	1	1,823	1,018	10,880	94	1,484	5,832	7,011
TOTAL 1ST 30 INSTITUTIONS		2,323,888	44,704	9,811	521,291	11,799	150,609	25,786	1,107,032	3,633	76,964	343,672	28,587
31	UNIVERSITY OF UTAH	39,886	50	0	3,990	0	4,012	539	23,748	1,243	500	5,804	0
32	UNIVERSITY OF PITTSBURGH	39,397	172	193	2,707	2,849	1,727	705	25,690	0	898	4,361	95
33	PURDUE UNIVERSITY	38,142	5,246	61	4,662	0	3,505	200	8,998	75	3,164	10,057	2,174
34	BAYLOR COL OF MEDICINE	36,972	2,991	96	1,033	997	0	313	30,801	0	375	366	0
35	UNIVERSITY OF IOWA	36,971	73	0	2,567	145	93	476	28,118	0	3,253	2,246	0
36	CALIFORNIA INST OF TECH	36,672	106	291	6,747	0	3,764	89	7,390	964	4,686	12,635	0
37	UNIVERSITY OF ARIZONA	35,688	2,928	296	4,386	82	1,103	644	15,158	107	3,541	6,700	743
38	MICHIGAN STATE UNIVERSITY	35,667	5,923	83	1,970	1,549	2,280	117	10,420	711	718	7,699	4,197
39	UNIVERSITY OF FLORIDA	35,106	6,200	30	3,720	0	956	820	13,311	172	846	4,189	4,862
40	CASE WESTERN RESERVE UNIV	34,834	0	159	3,241	0	528	568	24,126	0	2,200	3,950	62
TOTAL 1ST 40 INSTITUTIONS		2,693,223	68,393	11,020	556,314	17,421	168,577	30,257	1,294,792	6,905	97,145	401,679	40,720
41	OREGON STATE UNIVERSITY	33,245	5,989	3,618	4,706	0	731	1,303	4,414	753	533	7,580	3,618
42	TEXAS A & M UNIVERSITY	33,144	12,192	1,884	3,005	0	1,068	566	3,143	131	2,364	5,901	2,890
43	NORTHWESTERN UNIVERSITY	33,117	0	0	3,627	868	1,630	0	16,612	59	447	8,192	1,682
44	WOODS HOLE OCEANOGRAPHIC INST	32,877	0	1,930	12,592	0	821	329	0	719	506	15,980	0
45	UNIV OF CAL DAVIS	32,700	4,832	0	395	0	4,044	638	14,801	207	289	4,294	3,200
46	BOSTON UNIVERSITY	30,397	0	0	4,145	167	188	0	23,726	0	344	1,761	66
47	INDIANA UNIVERSITY	30,056	65	0	1,102	0	1,721	255	15,657	0	240	10,273	743
48	VANDERBILT UNIVERSITY	28,739	0	60	882	83	349	129	25,514	0	91	1,598	33
49	UNIV ALABAMA BIRMINGHAM	28,731	131	0	308	464	0	118	27,803	0	83	424	0
50	UNIV OF MD COLLEGE PARK	28,355	3,985	509	7,059	242	4,015	24	1,501	89	4,404	6,422	105
TOTAL 1ST 50 INSTITUTIONS		3,004,584	95,587	19,021	594,135	19,245	183,144	33,619	1,427,363	8,863	106,446	464,104	53,057

SEE FOOTNOTES AT END OF TABLE.

TABLE B-16. -- FEDERAL OBLIGATIONS FOR RESEARCH & DEVELOPMENT TO THE 100 UNIVERSITIES AND COLLEGES 1/ RECEIVING THE LARGEST AMOUNTS, BY AGENCY: FY 1982
CONTINUED

(DOLLARS IN THOUSANDS)

RANK	INSTITUTION (RANKED BY AMOUNT RECEIVED)	TOTAL	USDA	COM	DOD	ED	DOE	EPA	HHS	INT	NASA	NSF	OTHER*
51	UNIVERSITY OF MIAMI	27,070	0	465	3,015	0	791	193	17,205	37	773	4,591	0
52	UNIVERSITY OF VIRGINIA	25,688	218	50	2,364	299	2,838	282	15,276	162	808	3,391	0
53	CARNEGIE-MELLON UNIV	25,463	0	87	11,679	0	3,004	181	3,090	0	589	6,749	84
54	UNIVERSITY OF CONNECTICUT	24,972	884	290	2,199	0	759	0	17,347	67	320	3,106	0
55	UNIVERSITY OF NEW MEXICO	24,724	29	75	16,005	0	649	0	6,092	37	624	1,213	0
56	U TEX HLTH SCI CTR DALLAS	23,966	0	0	0	0	0	0	23,452	0	187	327	0
57	PRINCETON UNIVERSITY	23,668	72	107	4,355	0	3,151	0	4,009	0	2,400	9,574	0
58	COLORADO STATE UNIVERSITY	22,614	4,492	607	2,381	0	1,524	970	4,475	1,445	849	5,206	665
59	UNIV OF MD BALT PROF SCH	22,355	55	0	2,788	0	344	558	18,043	0	39	528	0
60	SUNY AT STONY BROOK	22,221	0	0	71	0	2,092	0	12,714	0	755	6,589	0
TOTAL 1ST 60 INSTITUTIONS		3,247,325	101,337	20,702	638,992	19,544	198,296	35,803	1,549,066	10,611	113,790	505,378	53,806
61	LOUISIANA STATE UNIV	22,141	3,444	1,370	1,236	0	1,219	0	10,115	82	193	1,757	2,725
62	UNIV OF CAL IRVINE	22,003	81	0	2,862	0	3,117	273	11,281	33	416	3,707	233
63	NEW MEXICO STATE UNIV	21,068	1,832	0	13,381	305	1,003	196	474	77	1,986	800	1,014
64	ROCKEFELLER UNIVERSITY	20,807	50	0	0	0	810	0	18,146	0	189	1,612	0
65	UNIVERSITY OF CINCINNATI	20,126	0	0	1,268	0	255	2,715	13,794	0	597	1,497	0
66	UNIV OF HAWAII-MANOA	20,000	2,306	0	2,873	0	1,462	0	5,203	144	3,837	3,868	307
67	CUNY MT SINAI SCH OF MED	19,433	0	0	0	0	0	60	18,938	0	0	435	0
68	VA POLYTECH INST & ST U	18,680	4,575	73	4,090	0	1,535	100	1,453	1,350	2,148	3,061	295
69	EMORY UNIVERSITY	18,574	0	0	46	10	224	0	17,147	0	288	859	0
70	U TENNESSEE KNOXVILLE	18,202	4,677	125	1,989	0	5,944	33	2,858	0	993	1,353	230
TOTAL 1ST 70 INSTITUTIONS		3,448,359	118,302	22,270	666,737	19,859	213,865	39,180	1,648,475	12,297	124,437	524,327	58,610
71	N C STATE UNIV AT RALEIGH	18,158	6,893	30	1,964	0	970	2,705	2,060	153	804	2,445	134
72	UNIV OF MASS AT AMHERST	18,034	2,372	75	4,861	0	979	56	2,431	117	631	6,427	85
73	BROWN UNIVERSITY	18,031	0	40	2,272	0	2,042	0	4,943	32	707	7,995	0
74	RUTGERS THE ST UNIV OF NJ	17,482	2,936	75	1,558	0	462	135	6,764	137	74	5,334	7
75	UNIVERSITY OF DAYTON	17,094	0	0	16,045	0	60	306	52	0	505	49	77
76	UNIVERSITY OF GEORGIA	16,991	5,883	900	502	7	2,362	375	3,480	43	22	3,388	29
77	TUFTS UNIVERSITY	16,808	5,829	0	105	0	565	2	9,556	0	172	579	0
78	VIRGINIA COMMONWEALTH UNIV	16,485	0	0	897	0	15	0	14,946	0	276	336	15
79	GEORGE WASHINGTON UNIV	16,279	320	39	3,636	428	326	50	9,367	2	1,346	765	0
80	SUNY AT BUFFALO	16,123	0	0	362	0	206	0	11,877	0	383	3,295	0
TOTAL 1ST 80 INSTITUTIONS		3,619,844	142,535	23,429	698,939	20,294	221,852	42,809	1,713,951	12,781	129,357	554,940	58,957
81	UTAH STATE UNIVERSITY	16,047	2,218	0	9,790	241	67	0	539	155	1,439	1,598	0
82	UNIVERSITY OF KANSAS	15,450	86	15	1,375	374	218	0	9,852	0	1,730	1,724	76
83	U TEXAS SYSTEM CANCER CTR	15,346	0	0	0	0	0	0	15,331	15	0	0	0
84	WASHINGTON STATE UNIV	15,262	4,813	100	1,173	32	543	570	3,011	81	232	2,598	2,109
85	UNIV OF MISSOURI COLUMBIA	15,139	5,348	75	1,175	0	240	295	6,231	80	153	1,542	0
86	TEMPLE UNIVERSITY	14,816	6	42	397	84	0	307	12,849	0	16	1,022	93
87	UNIVERSITY OF KENTUCKY	14,764	5,678	50	505	0	393	469	5,854	67	125	1,449	174
88	U TEX HLTH SCI CTR S ANTO	14,456	0	0	0	0	0	28	14,055	0	85	288	0
89	UNIV OF RHODE ISLAND	13,996	1,077	1,953	2,821	0	189	1,665	596	72	25	5,598	0
90	U TEX HLTH SCI CTR HOUSTN	13,896	0	0	0	0	224	447	12,661	0	185	379	0
TOTAL 1ST 90 INSTITUTIONS		3,769,016	161,761	25,664	716,175	21,025	223,726	46,590	1,794,930	13,251	133,347	571,138	61,409
91	FLORIDA STATE UNIVERSITY	13,410	40	289	4,657	0	1,608	746	2,370	0	436	3,181	83
92	UNIV OF CAL SANTA BARBARA	13,329	0	0	2,761	144	1,223	411	2,741	38	507	5,504	0
93	UNIV OF VT & ST AGRIC COL	13,000	1,648	0	336	0	0	114	9,944	70	125	763	0
94	RENSSELAER POLYTECH INST	12,447	49	0	3,313	180	1,416	250	1,745	0	1,487	3,778	229
95	WAYNE STATE UNIVERSITY	12,280	0	0	865	0	270	153	9,072	0	56	1,805	59
96	GEORGETOWN UNIVERSITY	12,259	727	0	2,537	0	1,250	0	6,893	0	0	852	0
97	UNIV OF ILL MED CTR CHGO	12,068	0	0	0	0	0	157	11,819	0	0	92	0
98	BRANDEIS UNIVERSITY	11,558	0	0	164	0	539	0	7,725	0	246	2,199	685
99	UNIV OF NEBRASKA-LINCOLN	11,442	3,682	0	365	0	401	91	989	81	220	1,723	3,890
100	COL OF MED & DENT OF N J	10,933	0	0	454	0	0	120	9,718	0	0	641	0
TOTAL 1ST 100 INSTITUTIONS		3,891,742	167,907	25,953	731,627	21,349	230,433	48,632	1,857,946	13,440	136,424	591,676	66,355

1/ DOES NOT INCLUDE R&D OBLIGATIONS TO UNIVERSITY-ASSOCIATED FEDERALLY FUNDED RESEARCH AND DEVELOPMENT CENTERS (FFRDC'S). SEE TABLES B-46 AND B-48.

* INCLUDES DOT, AID, HUD, LABOR, AND NRC.

SOURCE: NATIONAL SCIENCE FOUNDATION

TABLE B-17. -- FEDERAL OBLIGATIONS FOR FELLOWSHIPS, TRAINEESHIPS, AND TRAINING GRANTS TO THE 100 UNIVERSITIES AND COLLEGES RECEIVING THE LARGEST AMOUNTS, BY AGENCY: FY 1982

(DOLLARS IN THOUSANDS)

RANK	INSTITUTION (RANKED BY AMOUNT RECEIVED)	TOTAL	USDA	COM	DOD	ED	DOE	EPA	HHS	INT	NASA	NSF	OTHER*
	TOTAL, ALL INSTITUTIONS	234,058	0	0	0	57,476	267	2,477	151,855	0	4,152	17,475	356
1	HARVARD UNIVERSITY	8,343	0	0	0	126	0	14	6,778	0	0	1,417	8
2	STANFORD UNIVERSITY	7,538	0	0	0	210	0	7	5,014	0	389	1,918	0
3	YALE UNIVERSITY	7,245	0	0	0	176	0	0	6,687	0	0	382	0
4	JOHNS HOPKINS UNIVERSITY	7,054	0	0	0	251	0	0	6,563	0	10	218	12
5	UNIVERSITY OF WASHINGTON	5,954	0	0	0	702	0	33	4,707	0	0	512	0
6	MASS INST OF TECHNOLOGY	5,715	0	0	0	13	0	0	3,220	0	106	2,376	0
7	UNIVERSITY OF CHICAGO	5,261	0	0	0	34	0	0	4,802	0	0	425	0
8	UNIV OF PENNSYLVANIA	5,119	0	0	0	97	0	0	4,804	0	0	218	0
9	COLUMBIA UNIV MAIN DIV	4,738	0	0	0	0	0	0	4,509	0	0	229	0
10	DUKE UNIVERSITY	4,399	0	0	0	78	0	0	4,147	0	0	174	0
	TOTAL 1ST 10 INSTITUTIONS	61,366	0	0	0	1,687	0	54	51,231	0	505	7,869	20
11	WASHINGTON UNIVERSITY	4,390	0	0	0	321	0	0	4,014	0	0	55	0
12	UNIV OF CAL BERKELEY	4,339	0	0	0	118	0	7	2,914	0	34	1,264	2
13	UNIVERSITY OF MICHIGAN	4,167	0	0	0	313	0	0	3,394	0	13	447	0
14	UNIV OF CAL SAN FRANCISCO	4,148	0	0	0	0	0	0	4,072	0	0	76	0
15	UNIVERSITY OF MINNESOTA	4,138	0	0	0	846	0	2	2,963	0	0	305	22
16	UNIV OF CAL LOS ANGELES	4,109	0	0	0	163	0	0	3,815	0	0	131	0
17	UNIV OF WIS-MADISON	3,878	0	0	0	0	0	0	3,200	0	13	665	0
18	UNIV OF CAL SAN DIEGO	3,836	0	0	0	0	0	0	3,551	0	0	283	2
19	UNIV OF NC AT CHAPEL HILL	3,602	0	0	0	366	0	7	3,034	0	21	174	0
20	YESHIVA UNIVERSITY	3,544	0	0	0	43	0	0	3,479	0	0	22	0
	TOTAL 1ST 20 INSTITUTIONS	101,517	0	0	0	3,857	0	70	85,667	0	586	11,291	46
21	UNIVERSITY OF COLORADO	3,377	0	0	0	842	0	0	2,421	0	0	109	5
22	CORNELL UNIVERSITY	3,132	0	0	0	118	0	0	2,262	0	0	752	0
23	NEW YORK UNIVERSITY	2,752	0	0	0	431	0	0	2,188	0	100	33	0
24	VANDERBILT UNIVERSITY	2,511	0	0	0	454	0	10	2,014	0	0	33	0
25	UNIVERSITY OF VIRGINIA	2,495	0	0	0	449	0	3	1,910	0	24	109	0
26	UNIVERSITY OF IOWA	2,342	0	0	0	453	0	0	1,878	0	0	11	0
27	UNIVERSITY OF ROCHESTER	2,250	0	0	0	213	0	0	2,004	0	0	33	0
28	PRINCETON UNIVERSITY	1,965	0	0	0	129	0	0	1,038	0	24	774	0
29	CALIFORNIA INST OF TECH	1,725	0	0	0	11	0	0	1,100	0	261	403	0
30	CASE WESTERN RESERVE UNIV	1,700	0	0	0	0	0	0	1,420	0	269	11	0
	TOTAL 1ST 30 INSTITUTIONS	125,826	0	0	0	6,957	0	83	103,902	0	1,264	13,559	51
31	BOSTON UNIVERSITY	1,689	0	0	0	259	0	0	1,330	0	67	33	0
32	UNIVERSITY OF CONNECTICUT	1,630	0	0	0	639	0	0	980	0	0	11	0
33	U TEX HLTH SCI CTR DALLAS	1,606	0	0	0	64	0	0	1,531	0	0	11	0
34	UNIV ALABAMA BIRMINGHAM	1,597	0	0	0	190	0	0	1,407	0	0	0	0
35	UNIV OF ILL URBANA	1,551	0	0	0	41	0	7	1,209	0	0	294	0
36	HOWARD UNIVERSITY	1,544	0	0	0	542	0	33	675	0	261	33	0
37	BAYLOR COL OF MEDICINE	1,430	0	0	0	0	0	0	1,430	0	0	0	0
38	UNIVERSITY OF PITTSBURGH	1,408	0	0	0	625	0	0	750	0	0	33	0
39	TEMPLE UNIVERSITY	1,368	0	0	0	550	0	0	796	0	0	22	0
40	UNIVERSITY OF ARIZONA	1,354	0	0	0	599	0	7	515	0	113	120	0
	TOTAL 1ST 40 INSTITUTIONS	140,993	0	0	0	10,466	0	130	114,525	0	1,705	14,116	51
41	NORTHWESTERN UNIVERSITY	1,322	0	0	0	162	0	0	1,051	0	0	109	0
42	ROCKEFELLER UNIVERSITY	1,277	0	0	0	0	0	0	1,190	0	0	87	0
43	VIRGINIA COMMONWEALTH UNIV	1,265	0	0	0	172	0	0	1,063	0	0	22	8
44	MICHIGAN STATE UNIVERSITY	1,249	0	0	0	376	0	0	670	0	0	196	7
45	UNIVERSITY OF FLORIDA	1,222	0	0	0	393	0	122	606	0	25	76	0
46	UNIVERSITY OF KANSAS	1,204	0	0	0	630	0	7	545	0	0	22	0
47	PENNSYLVANIA STATE UNIV	1,201	0	0	0	419	0	4	546	0	177	55	0
48	UNIVERSITY OF UTAH	1,174	0	0	0	101	0	13	962	0	22	76	0
49	BROWN UNIVERSITY	1,145	0	0	0	617	0	0	435	0	6	87	0
50	UNIV OF TEXAS AT AUSTIN	1,038	0	0	0	524	0	0	331	0	4	174	5
	TOTAL 1ST 50 INSTITUTIONS	153,090	0	0	0	13,860	0	276	121,924	0	1,939	15,020	71

SEE FOOTNOTES AT END OF TABLE.

TABLE B-17. -- FEDERAL OBLIGATIONS FOR FELLOWSHIPS, TRAINEESHIPS, AND TRAINING GRANTS TO THE 100 UNIVERSITIES AND COLLEGES RECEIVING THE LARGEST AMOUNTS, BY AGENCY: FY 1982

CONTINUED

(DOLLARS IN THOUSANDS)

RANK	INSTITUTION (RANKED BY AMOUNT RECEIVED)	TOTAL	USDA	COM	DOD	ED	DOE	EPA	HHS	INT	NASA	NSF	OTHER*
51	UNIVERSITY OF CINCINNATI	1,037	0	0	0	44	0	79	792	0	100	22	0
52	CUNY MT SINAI SCH OF MED	1,028	0	0	0	0	0	0	1,028	0	0	0	0
53	UNIV OF CAL DAVIS	1,027	0	0	0	0	0	53	845	0	9	120	0
54	UNIV OF MD COLLEGE PARK	981	0	0	0	780	0	2	48	0	126	22	3
55	UNIV OF SOUTHERN CAL	958	0	0	0	25	0	0	933	0	0	0	0
56	UNIV OF CAL IRVINE	958	0	0	0	0	0	0	936	0	0	22	0
57	COLUMBIA U TEACHERS COL	956	0	0	0	937	0	0	0	0	0	19	0
58	INDIANA UNIVERSITY	941	0	0	0	3	0	0	859	0	13	66	0
59	BRANDEIS UNIVERSITY	896	0	0	0	25	0	0	849	0	0	22	0
60	UNIVERSITY OF OREGON MAIN	887	0	0	0	354	0	0	522	0	0	11	0
TOTAL 1ST 60 INSTITUTIONS		162,759	0	0	0	16,028	0	410	128,736	0	2,187	15,324	74
61	COLORADO STATE UNIVERSITY	808	0	0	0	172	0	157	436	0	13	22	8
62	UNIV OF MISSOURI COLUMBIA	779	0	0	0	151	0	13	604	0	0	11	0
63	THE UNIVERSITY OF ALABAMA	748	0	0	0	376	0	0	28	0	344	0	0
64	PURDUE UNIVERSITY	736	0	0	0	34	0	0	610	0	0	87	5
65	SUNY AT STONY BROOK	731	0	0	0	0	0	0	661	0	26	44	0
66	UNIVERSITY OF MIAMI	714	0	0	0	0	0	0	706	0	0	0	8
67	MAYNE STATE UNIVERSITY	693	0	0	0	285	0	0	397	0	0	11	0
68	UNIV OF ILL MED CTR CHGO	672	0	0	0	0	0	0	672	0	0	0	0
69	WESTERN OREGON STATE COLL	656	0	0	0	656	0	0	0	0	0	0	0
70	UNIVERSITY OF NEW MEXICO	649	0	0	0	438	28	54	113	0	14	0	2
TOTAL 1ST 70 INSTITUTIONS		169,945	0	0	0	18,140	28	634	132,963	0	2,584	15,499	97
71	U TEX HLTH SCI CTR S ANTO	648	0	0	0	0	0	0	637	0	0	11	0
72	GEORGE WASHINGTON UNIV	638	0	0	0	514	0	1	101	0	11	11	0
73	U TEX HLTH SCI CTR HOUSTN	616	0	0	0	0	0	0	616	0	0	0	0
74	SUNY AT BUFFALO	615	0	0	0	9	0	0	595	0	0	11	0
75	HAMPTON INSTITUTE	601	0	0	0	303	0	9	0	0	289	0	0
76	U TENNESSEE KNOXVILLE	578	0	0	0	0	0	5	494	0	50	22	7
77	UNIVERSITY OF GEORGIA	573	0	0	0	328	0	14	176	0	0	55	0
78	TEXAS TECH UNIVERSITY	556	0	0	0	467	0	2	76	0	0	11	0
79	UNIV OF ILL CHICAGO CIR	549	0	0	0	538	0	0	0	0	0	11	0
80	NEW MEXICO STATE UNIV	542	0	0	0	270	0	107	97	0	0	0	68
TOTAL 1ST 80 INSTITUTIONS		175,861	0	0	0	20,569	28	772	135,755	0	2,934	15,631	172
81	ARIZONA STATE UNIVERSITY	534	0	0	0	488	0	0	0	0	24	22	0
82	WAKE FOREST UNIVERSITY	531	0	0	0	0	0	0	531	0	0	0	0
83	CARNEGIE-MELLON UNIV	516	0	0	0	240	0	0	119	0	26	131	0
84	UNIV TENN CTR HEALTH SCI	515	0	0	0	55	0	0	449	0	0	11	0
85	OHIO STATE UNIVERSITY	512	0	0	0	4	0	6	382	0	0	120	0
86	RUTGERS THE ST UNIV OF NJ	505	0	0	0	168	0	64	262	0	0	11	0
87	UNIV OF CAL SANTA BARBARA	503	0	0	0	287	0	0	135	0	48	33	0
88	UNIV OF NEBRASKA-LINCOLN	485	0	0	0	399	0	3	54	0	13	11	5
89	UNIV OF NORTHERN COLORADO	475	0	0	0	475	0	0	0	0	0	0	0
90	CALIF. ST UNIV, LONG BEACH	470	0	0	0	355	0	0	115	0	0	0	0
TOTAL 1ST 90 INSTITUTIONS		180,907	0	0	0	23,040	28	845	137,802	0	3,045	15,970	177
91	SUNY DOWNSTATE MED CTR	467	0	0	0	314	0	0	153	0	0	0	0
92	BANK STREET COL OF ED	447	0	0	0	447	0	0	0	0	0	0	0
93	THE OREG HLTH SCI UNIV	444	0	0	0	0	0	0	444	0	0	0	0
94	ATLANTA UNIVERSITY	429	0	0	0	192	0	0	237	0	0	0	0
95	ALBANY MEDICAL COLLEGE	423	0	0	0	0	0	0	423	0	0	0	0
96	FLORIDA STATE UNIVERSITY	411	0	0	0	274	0	0	13	0	100	22	2
97	TUFTS UNIVERSITY	409	0	0	0	73	0	7	329	0	0	0	0
98	TEXAS SOUTHERN UNIV	406	0	0	0	294	0	12	100	0	0	0	0
99	COL OF MED & DENT OF N J	404	0	0	0	0	0	0	404	0	0	0	0
100	JACKSON STATE UNIVERSITY	392	0	0	0	114	0	14	264	0	0	0	0
TOTAL 1ST 100 INSTITUTIONS		185,139	0	0	0	24,748	28	878	140,169	0	3,145	15,992	179

* INCLUDES DOT, AID, HUD, LABOR, AND NRC.

SOURCE: NATIONAL SCIENCE FOUNDATION

TABLE B-18. -- FEDERAL OBLIGATIONS FOR GENERAL SUPPORT FOR SCIENCE/ENGINEERING TO THE 100 UNIVERSITIES AND COLLEGES RECEIVING THE LARGEST AMOUNTS, BY AGENCY: FY 1982

(DOLLARS IN THOUSANDS)

RANK	INSTITUTION (RANKED BY AMOUNT RECEIVED)	TOTAL	USDA	COM	DOD	ED	DOE	EPA	HHS	INT	NASA	NSF	OTHER*
	TOTAL, ALL INSTITUTIONS	80,137	0	0	4,831	0	28	1,703	61,301	6,772	0	3,502	2,000
1	AMERICAN UNIVERSITY	2,000	0	0	0	0	0	0	0	0	0	0	2,000
2	UNIVERSITY OF WASHINGTON	1,868	0	0	928	0	0	0	790	150	0	0	0
3	UNIVERSITY OF CINCINNATI	1,792	0	0	0	0	0	1,564	214	0	0	14	0
4	HOWARD UNIVERSITY	1,514	0	0	0	0	0	0	1,514	0	0	0	0
5	MEHARRY MEDICAL COLLEGE	1,434	0	0	0	0	0	0	1,434	0	0	0	0
6	UNIV OF ILL URBANA	1,031	0	0	259	0	0	0	654	36	0	82	0
7	JACKSON STATE UNIVERSITY	986	0	0	0	0	0	0	986	0	0	0	0
8	CALIF ST UNIV LOS ANGELES	897	0	0	0	0	0	0	849	0	0	48	0
9	UNIVERSITY OF MINNESOTA	888	0	0	0	0	0	0	680	183	0	25	0
10	PURDUE UNIVERSITY	869	0	0	50	0	0	0	442	185	0	192	0
	TOTAL 1ST 10 INSTITUTIONS	13,279	0	0	1,237	0	0	1,564	7,563	554	0	361	2,000
11	UNIVERSITY OF NEW MEXICO	863	0	0	0	0	28	0	787	0	0	48	0
12	COLUMBIA UNIV MAIN DIV	772	0	0	0	0	0	0	769	0	0	3	0
13	FLORIDA A & M UNIVERSITY	759	0	0	0	0	0	0	723	0	0	36	0
14	UNIV OF P R-RIO PIEDRAS	757	0	0	0	0	0	0	707	0	0	50	0
15	UNIV OF CAL LOS ANGELES	732	0	0	0	0	0	0	732	0	0	0	0
16	UNIVERSITY OF VIRGINIA	692	0	0	0	0	0	0	292	0	0	400	0
17	UNIVERSITY OF IOWA	689	0	0	72	0	0	0	617	0	0	0	0
18	PENNSYLVANIA STATE UNIV	687	0	0	0	0	0	0	481	188	0	18	0
19	WAYNE STATE UNIVERSITY	682	0	0	0	0	0	0	657	0	0	25	0
20	CORNELL UNIVERSITY	681	0	0	0	0	0	0	650	31	0	0	0
	TOTAL 1ST 20 INSTITUTIONS	20,593	0	0	1,309	0	28	1,564	13,978	773	0	941	2,000
21	UNIV OF CAL SAN FRANCISCO	661	0	0	0	0	0	0	661	0	0	0	0
22	HARVARD UNIVERSITY	649	0	0	0	0	0	0	645	0	0	4	0
23	UNIV OF NC AT CHAPEL HILL	636	0	0	193	0	0	0	443	0	0	0	0
24	UNIV OF PENNSYLVANIA	627	0	0	0	0	0	0	620	0	0	7	0
25	U TEX HLTH SCI CTR DALLAS	593	0	0	0	0	0	0	593	0	0	0	0
26	WASHINGTON UNIVERSITY	592	0	0	0	0	0	0	587	0	0	5	0
27	TUSKEGEE INSTITUTE	584	0	0	0	0	0	0	584	0	0	0	0
28	UNIVERSITY OF MICHIGAN	578	0	0	0	0	0	0	567	0	0	11	0
29	UNIVERSITY OF PITTSBURGH	577	0	0	209	0	0	0	367	0	0	1	0
30	JOHNS HOPKINS UNIVERSITY	564	0	0	0	0	0	0	564	0	0	0	0
	TOTAL 1ST 30 INSTITUTIONS	26,654	0	0	1,711	0	28	1,564	19,609	773	0	969	2,000
31	TENNESSEE STATE UNIV	564	0	0	0	0	0	0	564	0	0	0	0
32	UNIV OF CAL SAN DIEGO	562	0	0	0	0	0	0	562	0	0	0	0
33	UNIVERSITY OF UTAH	560	0	0	0	0	0	0	410	150	0	0	0
34	UNIV ALABAMA BIRMINGHAM	558	0	0	0	0	0	0	558	0	0	0	0
35	MICHIGAN STATE UNIVERSITY	552	0	0	0	0	0	0	364	37	0	151	0
36	TEXAS SOUTHERN UNIV	533	0	0	0	0	0	0	533	0	0	0	0
37	YALE UNIVERSITY	523	0	0	0	0	0	0	523	0	0	0	0
38	UNIVERSITY OF CONNECTICUT	523	0	0	30	0	0	0	450	43	0	0	0
39	LOUISIANA STATE UNIV	518	0	0	0	0	0	0	281	191	0	46	0
40	CUNY CITY COLLEGE	517	0	0	0	0	0	0	483	0	0	34	0
	TOTAL 1ST 40 INSTITUTIONS	32,064	0	0	1,741	0	28	1,564	24,337	1,194	0	1,200	2,000
41	UNIV OF TEXAS AT AUSTIN	507	0	0	166	0	0	0	191	150	0	0	0
42	UNIV OF HAWAII-MANOA	505	0	0	0	0	0	0	378	127	0	0	0
43	OHIO STATE UNIVERSITY	503	0	0	0	0	0	0	313	189	0	1	0
44	OREGON STATE UNIVERSITY	503	0	0	346	0	0	0	118	39	0	0	0
45	U TEX HLTH SCI CTR S ANTO	501	0	0	0	0	0	0	501	0	0	0	0
46	UNIV OF WIS-MADISON	500	0	0	0	0	0	0	469	31	0	0	0
47	UNIV OF CAL BERKELEY	495	0	0	0	0	0	0	326	150	0	19	0
48	UNIVERSITY OF ARIZONA	492	0	0	0	0	0	0	309	182	0	1	0
49	UNIV OF CAL DAVIS	445	0	0	0	0	0	0	369	76	0	0	0
50	UNIVERSITY OF KENTUCKY	438	0	0	60	0	0	0	185	193	0	0	0
	TOTAL 1ST 50 INSTITUTIONS	36,953	0	0	2,313	0	28	1,564	27,496	2,331	0	1,221	2,000

SEE FOOTNOTES AT END OF TABLE.

TABLE B-18. -- FEDERAL OBLIGATIONS FOR GENERAL SUPPORT FOR SCIENCE/ENGINEERING TO THE 100 UNIVERSITIES AND COLLEGES RECEIVING THE LARGEST AMOUNTS, BY AGENCY: FY 1982

CONTINUED

(DOLLARS IN THOUSANDS)

RANK	INSTITUTION (RANKED BY AMOUNT RECEIVED)	TOTAL	USDA	COM	DOD	ED	DOE	EPA	HHS	INT	NASA	NSF	OTHER*
51	UNIVERSITY OF COLORADO	437	0	0	0	0	0	0	417	0	0	20	0
52	UNIVERSITY OF KANSAS	432	0	0	93	0	0	0	316	0	0	23	0
53	SUNY AT BUFFALO	427	0	0	0	0	0	0	377	0	0	50	0
54	STANFORD UNIVERSITY	420	0	0	0	0	0	0	414	0	0	6	0
55	UNIV OF WEST FLORIDA	405	0	0	405	0	0	0	0	0	0	0	0
56	INDIANA UNIVERSITY	403	0	0	0	0	0	0	355	0	0	48	0
57	CASE WESTERN RESERVE UNIV	403	0	0	0	0	0	0	355	0	0	48	0
58	CUNY BRONX CMTY COLLEGE	397	0	0	0	0	0	0	397	0	0	0	0
59	CHICAGO STATE UNIVERSITY	396	0	0	0	0	0	0	396	0	0	0	0
60	NORTHWESTERN UNIVERSITY	389	0	0	0	0	0	0	389	0	0	0	0
TOTAL 1ST 60 INSTITUTIONS		41,062	0	0	2,811	0	28	1,564	30,912	2,331	0	1,416	2,000
61	ALABAMA A & M UNIVERSITY	385	0	0	0	0	0	0	337	0	0	48	0
62	UNIVERSITY OF FLORIDA	383	0	0	0	0	0	0	344	38	0	1	0
63	CUNY YORK COLLEGE	381	0	0	0	0	0	0	381	0	0	0	0
64	SOUTHERN U & A&M COLLEGE	381	0	0	0	0	0	0	381	0	0	0	0
65	NORTH CAROLINA CNTRL UNIV	373	0	0	0	0	0	0	373	0	0	0	0
66	THE OREG HLTH SCI UNIV	372	0	0	0	0	0	0	372	0	0	0	0
67	UNIVERSITY OF OREGON MAIN	372	0	0	64	0	0	0	308	0	0	0	0
68	MASS INST OF TECHNOLOGY	371	0	0	0	0	0	0	221	150	0	0	0
69	UNIV OF SOUTHERN CAL	371	0	0	0	0	0	0	371	0	0	0	0
70	UNIV OF TEXAS AT EL PASO	364	0	0	0	0	0	0	364	0	0	0	0
TOTAL 1ST 70 INSTITUTIONS		44,815	0	0	2,875	0	28	1,564	34,364	2,519	0	1,465	2,000
71	CUNY HUNTER COLLEGE	361	0	0	0	0	0	0	361	0	0	0	0
72	FAYETTEVILLE STATE UNIV	360	0	0	0	0	0	0	360	0	0	0	0
73	XAVIER UNIVERSITY OF LA	349	0	0	0	0	0	0	349	0	0	0	0
74	NEW MEXICO STATE UNIV	329	0	0	0	0	0	0	296	33	0	0	0
75	SUNY AT STONY BROOK	327	0	0	0	0	0	0	327	0	0	0	0
76	VIRGINIA COMMONWLTH UNIV	325	0	0	0	0	0	0	325	0	0	0	0
77	UNIVERSITY OF OKLAHOMA	324	0	0	0	0	0	0	145	150	0	29	0
78	DUKE UNIVERSITY	324	0	0	0	0	0	0	315	0	0	9	0
79	UNIVERSITY OF IDAHO	323	0	0	47	0	0	0	96	178	0	2	0
80	U TENNESSEE KNOXVILLE	321	0	0	200	0	0	0	120	0	0	1	0
TOTAL 1ST 80 INSTITUTIONS		48,158	0	0	3,122	0	28	1,564	37,058	2,880	0	1,506	2,000
81	CAL ST U DOMINGUEZ HILLS	320	0	0	0	0	0	0	320	0	0	0	0
82	UNIV OF VT & ST AGRIC COL	319	0	0	74	0	0	0	205	40	0	0	0
83	UNIVERSITY OF ROCHESTER	318	0	0	0	0	0	0	317	0	0	1	0
84	UNIV OF MISSOURI COLUMBIA	312	0	0	0	0	0	0	277	35	0	0	0
85	INCARNATE WORD COLLEGE	309	0	0	0	0	0	0	309	0	0	0	0
86	WEST VIRGINIA UNIVERSITY	307	0	0	45	0	0	0	66	196	0	0	0
87	U OF MD EASTERN SHORE	305	0	0	0	0	0	0	305	0	0	0	0
88	IOWA ST U OF SCI & TECH	301	0	0	60	0	0	0	54	187	0	0	0
89	UNIVERSITY OF D C	300	0	0	0	0	0	0	256	43	0	1	0
90	EMORY UNIVERSITY	299	0	0	0	0	0	0	299	0	0	0	0
TOTAL 1ST 90 INSTITUTIONS		51,248	0	0	3,301	0	28	1,564	39,466	3,381	0	1,508	2,000
91	NEW YORK UNIVERSITY	299	0	0	0	0	0	0	299	0	0	0	0
92	UNIV OF CAL SANTA CRUZ	298	0	0	0	0	0	0	297	0	0	1	0
93	BENEDICT COLLEGE	298	0	0	0	0	0	0	298	0	0	0	0
94	VANDERBILT UNIVERSITY	297	0	0	0	0	0	0	297	0	0	0	0
95	UNIVERSITY OF CHICAGO	295	0	0	0	0	0	0	295	0	0	0	0
96	VA POLYTECH INST & ST U	294	0	0	43	0	0	0	65	186	0	0	0
97	CATHOLIC UNIV OF P R	286	0	0	0	0	0	0	286	0	0	0	0
98	UNIV OF ALASKA FAIRBANKS	286	0	0	0	0	0	0	99	187	0	0	0
99	UNIV OF CAL IRVINE	284	0	0	0	0	0	0	284	0	0	0	0
100	JOHNSON C SMITH UNIV	284	0	0	0	0	0	0	284	0	0	0	0
TOTAL 1ST 100 INSTITUTIONS		54,169	0	0	3,344	0	28	1,564	41,970	3,754	0	1,509	2,000

* INCLUDES DOT, AID, HUD, LABOR, AND NRC

SOURCE: NATIONAL SCIENCE FOUNDATION

TABLE B-19. -- FEDERAL OBLIGATIONS TO UNIVERSITIES AND COLLEGES FOR RESEARCH AND DEVELOPMENT,
BY DETAILED FIELD AND AGENCY: FY 1982

(DOLLARS IN THOUSANDS)

FIELD OF SCIENCE/ENGINEERING	TOTAL	USDA	COM	DOD	ED	DOE	EPA	HHS	INT	NASA	NSF	OTHER
TOTAL, ALL FIELDS	4,552,543	256,535	39,132	813,673	34,379	265,155	78,027	2,110,633	21,545	167,744	689,692	76,028
PHYSICAL SCIENCES, TOTAL	561,506	12,555	2,275	72,586	0	144,051	2,606	52,642	1,600	62,710	209,686	795
ASTRONOMY	54,001	0	812	1,615	0	0	0	0	0	34,728	16,846	0
CHEMISTRY	181,297	12,555	357	24,783	0	16,854	2,077	50,868	1,508	5,658	66,473	164
PHYSICS	284,711	0	1,106	43,023	0	127,157	433	1,774	92	17,083	93,412	631
PHYSICAL SCIENCES, NEC	41,497	0	0	3,165	0	40	96	0	0	5,241	32,955	0
MATHEMATICAL/COMPUTER SCIENCES, TOTAL	101,266	883	367	34,014	0	4,483	133	3,463	37	4,146	52,122	1,618
MATHEMATICS	54,733	871	73	19,349	0	3,187	133	3,463	0	937	26,653	67
COMPUTER SCIENCES	44,844	12	264	13,869	0	1,276	0	0	37	2,366	25,469	1,551
MATHEMATICAL/COMPUTER, NEC	1,689	0	30	796	0	20	0	0	0	843	0	0
ENVIRONMENTAL SCIENCES, TOTAL	344,313	1,537	31,314	64,693	0	18,952	22,091	0	8,604	45,327	149,633	2,162
ATMOSPHERIC SCIENCES	94,463	1,006	2,652	24,282	0	3,454	530	0	2,004	25,592	34,866	77
GEOLOGICAL SCIENCES	101,005	531	893	5,486	0	7,429	6,765	0	6,211	10,652	61,001	2,037
OCEANOGRAPHY	102,340	0	27,769	33,297	0	6,314	85	0	68	2,759	32,048	0
ENVIRONMENTAL SCIENCES, NEC	46,505	0	0	1,628	0	1,755	14,711	0	321	6,324	21,718	48
ENGINEERING, TOTAL	798,364	8,559	1,370	541,654	1,027	57,119	7,267	30,659	4,779	39,205	99,744	6,981
AERONAUTICAL	35,530	0	0	19,054	0	100	581	0	0	15,554	241	0
ASTRONAUTICAL	8,569	0	0	6,291	0	143	0	0	0	1,898	237	0
CHEMICAL	30,274	0	91	2,727	0	9,530	143	2,037	0	393	15,353	0
CIVIL	38,745	150	319	7,289	0	3,037	5,578	0	358	320	20,783	911
ELECTRICAL	139,442	2	214	110,472	0	955	0	0	0	4,682	23,117	0
MECHANICAL	37,836	4	254	14,819	0	3,935	0	163	0	5,183	12,903	575
METALLURGY & MATERIALS	63,998	0	345	21,262	0	12,318	0	260	4,409	6,186	19,171	47
ENGINEERING, NEC	443,970	8,403	147	359,740	1,027	27,101	965	28,199	12	4,989	7,939	5,448
LIFE SCIENCES, TOTAL	2,286,209	198,095	401	73,300	4,686	39,089	29,828	1,756,116	5,952	13,121	116,706	48,915
BIOLOGICAL (EXC. ENV. BIO.)	1,190,226	55,539	44	8,053	0	28,674	20,868	975,156	15	6,220	93,352	2,305
ENVIRONMENTAL BIOLOGY	6,448	1,046	357	2,097	0	0	268	398	1,825	457	0	0
AGRICULTURAL	162,192	123,142	0	965	0	498	0	189	4,112	927	0	32,359
MEDICAL	887,632	18,368	0	60,992	3,720	6,228	5,647	775,664	0	2,190	622	14,201
LIFE SCIENCES, NEC	39,711	0	0	1,193	966	3,689	3,045	4,709	0	3,327	22,732	50
PSYCHOLOGY, TOTAL	83,892	15	0	10,983	15	0	0	65,039	208	1,203	6,429	0
BIOLOGICAL ASPECTS	24,856	15	0	89	0	0	0	20,094	0	226	4,432	0
SOCIAL ASPECTS	25,166	0	0	10,811	0	0	0	12,293	208	210	1,644	0
PSYCHOLOGY, NEC	33,870	0	0	83	15	0	0	32,652	0	767	353	0
SOCIAL SCIENCES, TOTAL	132,261	34,891	3,405	1,211	4,581	6	1,319	36,897	320	63	40,445	9,123
ANTHROPOLOGY	11,994	0	0	0	0	0	0	640	99	0	11,255	0
ECONOMICS	52,382	29,512	3,405	0	0	0	738	2,616	71	0	7,358	8,682
HISTORY	3,200	0	0	0	0	0	0	0	0	50	3,150	0
LINGUISTICS	3,629	0	0	0	0	0	0	407	1	0	3,221	0
POLITICAL SCIENCE	10,713	0	0	585	0	0	581	743	93	0	8,711	0
SOCIOLOGY	21,389	5,379	0	36	0	6	0	13,137	17	0	2,576	238
SOCIAL SCIENCES, NEC	28,954	0	0	590	4,581	0	0	19,354	39	13	4,174	203
OTHER SCIENCES, NEC	244,732	0	0	15,232	24,070	1,455	14,783	165,817	45	1,969	14,927	6,434

1/ INCLUDES DOT, AID, HUD, LABOR, AND NRC.

SOURCE: NATIONAL SCIENCE FOUNDATION

TABLE B-20. -- HHS OBLIGATIONS TO UNIVERSITIES AND COLLEGES FOR RESEARCH AND DEVELOPMENT, BY DETAILED FIELD AND HHS COMPONENT: FY 1982

(DOLLARS IN THOUSANDS)

FIELD OF SCIENCE/ENGINEERING	TOTAL	NIH	HSRA	ADAMHA	CDC	FDA	OHDS	HCFA	SSA	OHPRS	OTHER DMHS
TOTAL, ALL FIELDS	2,110,633	1,961,514	4,987	113,829	7,147	4,302	7,111	4,430	0	5,300	2,013
PHYSICAL SCIENCES, TOTAL	52,642	51,636	0	974	32	0	0	0	0	0	0
ASTRONOMY	0	0	0	0	0	0	0	0	0	0	0
CHEMISTRY	50,868	49,862	0	974	32	0	0	0	0	0	0
PHYSICS	1,774	1,774	0	0	0	0	0	0	0	0	0
PHYSICAL SCIENCES, NEC	0	0	0	0	0	0	0	0	0	0	0
MATHEMATICAL/COMPUTER SCIENCES, TOTAL ..	3,463	3,121	0	342	0	0	0	0	0	0	0
MATHEMATICS	3,463	3,121	0	342	0	0	0	0	0	0	0
COMPUTER SCIENCES	0	0	0	0	0	0	0	0	0	0	0
MATHEMATICAL/COMPUTER SCI, NEC	0	0	0	0	0	0	0	0	0	0	0
ENVIRONMENTAL SCIENCES, TOTAL	0	0	0	0	0	0	0	0	0	0	0
ATMOSPHERIC SCIENCES	0	0	0	0	0	0	0	0	0	0	0
GEOLOGICAL SCIENCES	0	0	0	0	0	0	0	0	0	0	0
OCEANOGRAPHY	0	0	0	0	0	0	0	0	0	0	0
ENVIRONMENTAL SCIENCES, NEC	0	0	0	0	0	0	0	0	0	0	0
ENGINEERING, TOTAL	30,659	28,177	0	22	2,460	0	0	0	0	0	0
AERONAUTICAL	0	0	0	0	0	0	0	0	0	0	0
ASTRONAUTICAL	0	0	0	0	0	0	0	0	0	0	0
CHEMICAL	2,037	0	0	0	2,037	0	0	0	0	0	0
CIVIL	0	0	0	0	0	0	0	0	0	0	0
ELECTRICAL	0	0	0	0	0	0	0	0	0	0	0
MECHANICAL	163	0	0	0	163	0	0	0	0	0	0
METALLURGY & MATERIALS	260	0	0	0	260	0	0	0	0	0	0
ENGINEERING, NEC	28,199	28,177	0	22	0	0	0	0	0	0	0
LIFE SCIENCES, TOTAL	1,756,116	1,689,575	1,803	55,194	4,478	4,302	0	0	0	0	764
BIOLOGICAL (EXCL. ENV. BIO.)	975,156	941,275	0	31,007	2,069	805	0	0	0	0	0
ENVIRONMENTAL BIOLOGY	398	398	0	0	0	0	0	0	0	0	0
AGRICULTURAL	189	0	0	144	0	45	0	0	0	0	0
MEDICAL	775,664	747,902	1,803	19,386	2,357	3,452	0	0	0	0	764
LIFE SCIENCES, NEC	4,709	0	0	4,657	52	0	0	0	0	0	0
PSYCHOLOGY, TOTAL	65,039	30,600	0	34,301	138	0	0	0	0	0	0
BIOLOGICAL ASPECTS	20,094	0	0	20,079	15	0	0	0	0	0	0
SOCIAL ASPECTS	12,293	0	0	12,293	0	0	0	0	0	0	0
PSYCHOLOGY, NEC	32,652	30,600	0	1,929	123	0	0	0	0	0	0
SOCIAL SCIENCES, TOTAL	36,897	10,589	0	12,913	0	0	6,846	0	0	5,300	1,249
ANTHROPOLOGY	640	0	0	640	0	0	0	0	0	0	0
ECONOMICS	2,616	0	0	323	0	0	0	0	0	1,044	1,249
HISTORY	0	0	0	0	0	0	0	0	0	0	0
LINGUISTICS	407	0	0	407	0	0	0	0	0	0	0
POLITICAL SCIENCE	743	0	0	743	0	0	0	0	0	0	0
SOCIOLOGY	13,137	0	0	9,908	0	0	0	0	0	3,229	0
SOCIAL SCIENCES, NEC	19,354	10,589	0	892	0	0	6,846	0	0	1,027	0
OTHER SCIENCES, NEC	165,817	147,816	3,184	10,083	39	0	265	4,430	0	0	0

SOURCE: NATIONAL SCIENCE FOUNDATION

TABLE B-21. — DOD OBLIGATIONS TO UNIVERSITIES AND COLLEGES FOR RESEARCH AND DEVELOPMENT,
BY DETAILED FIELD AND DOD COMPONENT: FY 1982

(DOLLARS IN THOUSANDS.)

FIELD OF SCIENCE/ENGINEERING	TOTAL	ARMY	NAVY	AIR FORCE	OTHER
TOTAL, ALL FIELDS	813,673	126,187	484,378	177,604	25,504
PHYSICAL SCIENCES, TOTAL	72,586	20,287	26,706	25,378	215
ASTRONOMY	1,615	0	459	1,156	0
CHEMISTRY	24,783	8,224	7,417	9,056	86
PHYSICS	43,023	11,796	16,222	14,876	129
PHYSICAL SCIENCES, NEC	3,165	267	2,608	290	0
MATHEMATICAL/COMPUTER SCIENCES, TOTAL	34,014	10,541	10,686	11,508	1,279
MATHEMATICS	19,349	6,025	4,310	9,014	0
COMPUTER SCIENCES	13,869	4,516	5,580	2,494	1,279
MATHEMATICAL/COMPUTER SCIENCES, NEC	796	0	796	0	0
ENVIRONMENTAL SCIENCES, TOTAL	64,693	4,016	38,273	22,271	133
ATMOSPHERIC SCIENCES	24,282	2,517	2,389	19,376	0
GEOLOGICAL SCIENCES	5,486	1,413	2,033	2,040	0
OCEANOGRAPHY	33,297	0	33,115	49	133
ENVIRONMENTAL SCIENCES, NEC	1,628	86	736	806	0
ENGINEERING, TOTAL	541,654	54,807	374,238	100,594	12,015
AERONAUTICAL	19,054	1,918	2,314	14,822	0
ASTRONAUTICAL	6,291	1,463	294	4,534	0
CHEMICAL	2,727	962	454	858	453
CIVIL	7,289	353	4,646	491	1,799
ELECTRICAL	110,472	14,863	53,975	39,207	2,427
MECHANICAL	14,819	5,254	3,914	5,651	0
METALLURGY & MATERIALS	21,262	4,876	12,389	3,997	0
ENGINEERING, NEC	359,740	25,118	296,252	31,034	7,336
LIFE SCIENCES, TOTAL	73,300	35,009	22,498	14,608	1,185
BIOLOGICAL (EXCL. ENV. BIO.)	8,053	1,238	3,074	3,131	610
ENVIRONMENTAL BIOLOGY	2,097	189	1,145	700	63
AGRICULTURAL	965	755	165	45	0
MEDICAL	60,992	32,827	16,921	10,732	512
LIFE SCIENCES, NEC	1,193	0	1,193	0	0
PSYCHOLOGY, TOTAL	10,983	317	7,503	2,996	167
BIOLOGICAL ASPECTS	89	0	89	0	0
SOCIAL ASPECTS	10,811	234	7,414	2,996	167
PSYCHOLOGY, NEC	83	83	0	0	0
SOCIAL SCIENCES, TOTAL	1,211	24	1,084	103	0
ANTHROPOLOGY	0	0	0	0	0
ECONOMICS	0	0	0	0	0
HISTORY	0	0	0	0	0
LINGUISTICS	0	0	0	0	0
POLITICAL SCIENCE	585	0	585	0	0
SOCIOLOGY	36	24	12	0	0
SOCIAL SCIENCES, NEC	590	0	487	103	0
OTHER SCIENCES, NEC	15,232	1,186	3,390	146	10,510

SOURCE: NATIONAL SCIENCE FOUNDATION

TABLE B-22. -- FEDERAL OBLIGATIONS FOR RESEARCH AND DEVELOPMENT TO THE 100 UNIVERSITIES AND COLLEGES 1/ RECEIVING THE LARGEST AMOUNTS, BY AREA OF SCIENCE/ENGINEERING: FY 1982

(DOLLARS IN THOUSANDS)

RANK	INSTITUTION (RANKED BY AMOUNT RECEIVED)	TOTAL	PHYSICAL SCIENCES	MATH & COMPUTER SCIENCES	ENVIRONMENTAL SCIENCES	ENGINEERING	LIFE SCIENCES	PSYCHOLOGY	SOCIAL SCIENCES	OTHER SCIENCES, NEC
	TOTAL, ALL INSTITUTIONS	4,552,543	561,506	101,266	344,313	798,364	2,286,209	83,892	132,261	244,732
1	JOHNS HOPKINS UNIVERSITY	312,979	3,870	400	1,988	235,754	60,795	1,603	1,060	7,509
2	MASS INST OF TECHNOLOGY	148,837	51,167	5,654	12,760	45,713	29,694	1,197	680	1,972
3	STANFORD UNIVERSITY	124,289	27,071	4,596	5,570	19,444	48,096	3,916	1,109	14,487
4	UNIVERSITY OF WASHINGTON	97,690	7,508	1,901	14,148	9,432	52,578	2,420	2,293	7,410
5	UNIV OF CAL SAN DIEGO	90,896	11,660	566	31,702	10,058	33,906	742	949	1,313
6	UNIV OF CAL LOS ANGELES	89,661	11,724	2,703	5,727	6,319	52,546	3,162	2,115	5,365
7	COLUMBIA UNIV MAIN DIV.	88,879	10,571	1,243	15,538	4,896	51,854	977	1,524	2,276
8	HARVARD UNIVERSITY	85,757	10,745	1,346	5,357	1,565	60,042	1,644	2,723	2,335
9	CORNELL UNIVERSITY	83,936	20,012	2,893	6,474	10,426	38,125	480	2,259	3,267
10	UNIV OF WIS-MADISON	82,417	13,952	5,658	6,349	4,046	43,845	1,465	2,590	4,512
	TOTAL 1ST 10 INSTITUTIONS	1,205,341	168,280	26,960	105,613	347,653	471,481	17,606	17,302	50,446
11	UNIVERSITY OF MICHIGAN	79,794	7,242	1,296	4,419	8,725	45,198	1,883	6,629	4,402
12	YALE UNIVERSITY	78,920	9,508	3,127	800	2,821	56,193	1,230	1,933	3,308
13	UNIVERSITY OF MINNESOTA	78,714	6,685	1,229	2,719	4,883	48,603	987	1,592	12,016
14	UNIV OF PENNSYLVANIA	76,907	12,769	1,281	63	5,084	52,920	1,429	2,225	1,136
15	UNIV OF CAL SAN FRANCISCO	66,752	415	0	130	1,054	60,457	931	1,255	2,510
16	UNIV OF CAL BERKELEY	65,555	12,788	3,123	1,778	11,136	30,727	2,805	1,221	1,977
17	UNIV OF ILL URBANA	63,923	15,425	3,358	3,013	15,208	19,156	1,757	1,569	4,437
18	UNIVERSITY OF CHICAGO	54,182	10,499	829	3,615	1,036	35,312	1,073	1,175	643
19	WASHINGTON UNIVERSITY	52,839	2,811	459	1,052	2,674	38,913	533	1,016	5,381
20	PENNSYLVANIA STATE UNIV	50,809	4,415	821	3,244	22,117	17,136	624	1,343	1,109
	TOTAL 1ST 20 INSTITUTIONS	1,873,736	250,837	42,483	126,446	422,391	876,096	30,858	37,260	87,365
21	UNIV OF SOUTHERN CAL	50,402	5,547	1,932	3,118	10,424	23,098	1,603	776	3,904
22	DUKE UNIVERSITY	50,397	3,541	671	2,012	1,905	37,185	904	923	3,256
23	UNIVERSITY OF ROCHESTER	46,427	12,389	531	93	2,058	28,134	663	544	2,015
24	UNIV OF TEXAS AT AUSTIN	44,767	11,575	2,641	929	19,577	6,746	769	879	1,651
25	YESHIVA UNIVERSITY	44,237	0	71	0	295	42,609	321	235	706
26	UNIVERSITY OF COLORADO	43,786	9,229	757	3,083	2,519	24,391	1,342	1,079	1,386
27	NEW YORK UNIVERSITY	43,643	3,731	2,931	917	2,071	30,023	1,490	508	1,972
28	GEORGIA INSTITUTE OF TECH	43,530	4,030	2,749	1,263	32,518	2,390	80	127	373
29	UNIV OF NC AT CHAPEL HILL	41,890	2,608	789	1,426	657	31,395	716	1,151	3,148
30	OHIO STATE UNIVERSITY	41,073	5,850	1,239	1,344	6,983	16,858	517	7,222	1,060
	TOTAL 1ST 30 INSTITUTIONS	2,323,888	309,337	56,794	140,631	501,398	1,118,925	39,263	50,704	106,836
31	UNIVERSITY OF UTAH	39,886	4,634	1,675	873	7,783	19,714	63	582	4,562
32	UNIVERSITY OF PITTSBURGH	39,397	5,005	1,234	804	4,129	15,318	3,368	1,149	8,390
33	PURDUE UNIVERSITY	38,142	7,325	2,188	1,867	9,399	15,584	429	763	587
34	BAYLOR COL OF MEDICINE	36,972	143	0	96	461	31,999	585	710	2,978
35	UNIVERSITY OF IOWA	36,971	2,330	561	1,634	3,352	24,076	396	694	3,928
36	CALIFORNIA INST OF TECH	36,672	16,431	532	4,118	7,047	7,956	197	125	266
37	UNIVERSITY OF ARIZONA	35,688	5,723	648	3,855	5,545	17,289	257	729	1,642
38	MICHIGAN STATE UNIVERSITY	35,667	6,399	494	358	1,641	22,888	240	1,340	2,307
39	UNIVERSITY OF FLORIDA	35,106	3,981	322	1,218	2,983	23,936	644	875	1,147
40	CASE WESTERN RESERVE UNIV	34,834	4,379	168	362	6,324	22,055	576	157	813
	TOTAL 1ST 40 INSTITUTIONS	2,693,223	365,687	64,616	155,816	550,062	1,319,740	46,018	57,828	133,456
41	OREGON STATE UNIVERSITY	33,245	1,646	491	12,049	2,677	14,201	64	1,274	843
42	TEXAS A & M UNIVERSITY	33,144	3,226	426	7,640	2,833	14,027	267	1,484	3,241
43	NORTHWESTERN UNIVERSITY	33,117	6,442	1,195	531	4,882	18,070	476	741	780
44	WOODS HOLE OCEANOGRAPHIC INST	32,877	34	0	27,553	4,514	313	0	0	463
45	UNIV OF CAL DAVIS	32,700	2,238	152	1,085	1,225	27,020	142	336	502
46	BOSTON UNIVERSITY	30,397	1,207	246	239	1,363	24,189	641	936	1,576
47	INDIANA UNIVERSITY	30,056	10,993	1,047	521	456	14,159	859	901	1,120
48	VANDERBILT UNIVERSITY	28,739	1,213	137	246	480	24,563	649	451	1,000
49	UNIV ALABAMA BIRMINGHAM	28,731	196	0	0	118	23,595	216	228	4,378
50	UNIV OF MD COLLEGE PARK	28,355	11,527	2,817	2,413	4,505	5,175	432	900	586
	TOTAL 1ST 50 INSTITUTIONS	3,004,584	404,409	71,127	208,093	573,115	1,485,052	49,764	65,079	147,945

SEE FOOTNOTES AT END OF TABLE.

TABLE B-22. -- FEDERAL OBLIGATIONS FOR RESEARCH AND DEVELOPMENT TO THE 100 UNIVERSITIES AND COLLEGES 1/ RECEIVING THE LARGEST AMOUNTS, BY AREA OF SCIENCE/ENGINEERING: FY 1982
CONTINUED

(DOLLARS IN THOUSANDS)

RANK	INSTITUTION (RANKED BY AMOUNT RECEIVED)	TOTAL	PHYSICAL SCIENCES	MATH & COMPUTER SCIENCES	ENVIRONMENTAL SCIENCES	ENGINEERING	LIFE SCIENCES	PSYCHOLOGY	SOCIAL SCIENCES	OTHER SCIENCES, NEC
51	UNIVERSITY OF MIAMI	27,070	95	130	6,775	841	15,433	1,470	437	1,889
52	UNIVERSITY OF VIRGINIA	25,688	3,033	517	502	4,159	16,310	484	97	586
53	CARNEGIE-MELLON UNIV	25,463	3,819	1,602	620	14,440	2,354	837	1,140	651
54	UNIVERSITY OF CONNECTICUT	24,972	1,073	137	613	1,885	19,302	413	573	976
55	UNIVERSITY OF NEW MEXICO	24,724	698	15	515	16,363	5,396	33	265	1,439
56	U TEX HLTH SCI CTR DALLAS	23,966	32	0	0	390	22,484	66	275	719
57	PRINCETON UNIVERSITY	23,668	9,062	2,614	1,185	5,565	3,748	404	641	449
58	COLORADO STATE UNIVERSITY	22,614	2,398	358	3,781	3,308	11,545	0	898	326
59	UNIV OF MD BALT PROF SCH	22,355	79	0	0	70	18,001	138	0	4,067
60	SUNY AT STONY BROOK	22,221	5,346	522	1,331	1,056	12,529	938	343	156
TOTAL 1ST 60 INSTITUTIONS		3,247,325	430,044	77,022	223,415	621,192	1,612,154	54,547	69,748	159,203
61	LOUISIANA STATE UNIV	22,141	1,626	154	1,609	1,450	15,713	26	721	842
62	UNIV OF CAL IRVINE	22,003	6,291	432	292	1,507	11,138	428	380	1,535
63	NEW MEXICO STATE UNIV	21,068	845	58	1,664	13,622	3,615	10	678	576
64	ROCKEFELLER UNIVERSITY	20,807	1,296	66	0	173	18,589	616	0	67
65	UNIVERSITY OF CINCINNATI	20,126	727	186	282	2,079	14,044	102	55	2,651
66	UNIV OF HAWAII-MANOA	20,000	5,219	150	5,596	393	6,722	102	386	1,432
67	CUNY MT SINAI SCH OF MED	19,433	494	0	0	0	16,920	378	460	1,181
68	VA POLYTECH INST & ST U	18,680	2,161	942	879	8,083	5,512	106	760	237
69	EMORY UNIVERSITY	18,574	793	22	59	197	14,362	599	62	2,480
70	U TENNESSEE KNOXVILLE	18,202	2,186	150	444	7,074	6,727	340	1,159	122
TOTAL 1ST 70 INSTITUTIONS		3,448,359	451,682	79,182	234,240	655,770	1,725,496	57,254	74,409	170,326
71	N C STATE UNIV AT RALEIGH	18,158	1,992	198	3,922	3,158	7,621	67	753	447
72	UNIV OF MASS AT AMHERST	18,034	4,617	1,187	747	4,341	5,705	458	814	165
73	BROWN UNIVERSITY	18,031	4,499	2,502	2,795	2,447	3,880	570	137	1,201
74	RUTGERS THE ST UNIV OF NJ	17,482	3,652	1,115	236	1,327	7,021	1,940	798	1,393
75	UNIVERSITY OF DAYTON	17,094	746	230	328	15,383	187	171	49	0
76	UNIVERSITY OF GEORGIA	16,991	1,221	214	2,533	497	10,954	65	1,112	395
77	TUFTS UNIVERSITY	16,808	594	25	102	168	15,251	484	102	82
78	VIRGINIA COMMONWLTH UNIV	16,485	372	0	0	88	13,548	143	362	1,972
79	GEORGE WASHINGTON UNIV	16,279	385	1,221	52	2,832	6,150	431	423	4,785
80	SUNY AT BUFFALO	16,123	1,572	439	728	1,483	11,325	49	70	457
TOTAL 1ST 80 INSTITUTIONS		3,619,844	471,332	86,313	245,683	687,494	1,807,138	61,632	79,029	181,223
81	UTAH STATE UNIVERSITY	16,047	1,233	5	10,847	260	3,172	0	289	241
82	UNIVERSITY OF KANSAS	15,450	1,205	162	1,042	1,242	9,572	814	321	1,092
83	U TEXAS SYSTEM CANCER CTR	15,346	79	0	0	0	11,782	0	0	3,485
84	WASHINGTON STATE UNIV	15,262	1,570	175	1,181	1,377	9,916	71	794	178
85	UNIV OF MISSOURI COLUMBIA	15,139	977	372	296	1,457	9,467	296	1,072	1,202
86	TEMPLE UNIVERSITY	14,816	533	73	169	98	12,031	204	785	923
87	UNIVERSITY OF KENTUCKY	14,764	1,140	336	123	883	10,305	212	967	798
88	U TEX HLTH SCI CTR S ANTO	14,456	61	0	0	0	13,060	289	54	992
89	UNIV OF RHODE ISLAND	13,996	1,618	73	8,485	691	2,795	180	154	0
90	U TEX HLTH SCI CTR HOUSTN	13,896	69	0	0	0	10,512	35	459	2,821
TOTAL 1ST 90 INSTITUTIONS		3,769,016	479,817	87,509	267,826	693,502	1,899,750	63,733	83,924	192,955
91	FLORIDA STATE UNIVERSITY	13,410	2,455	583	2,659	1,977	3,998	1,019	243	476
92	UNIV OF CAL SANTA BARBARA	13,329	5,201	196	1,968	1,885	3,110	162	663	144
93	UNIV OF VT & ST AGRIC COL	13,000	536	0	138	140	10,880	296	523	487
94	RENSSELAER POLYTECH INST	12,447	2,590	620	317	7,594	1,207	0	77	42
95	WAYNE STATE UNIVERSITY	12,280	1,550	247	267	843	6,928	332	397	1,716
96	GEORGETOWN UNIVERSITY	12,259	1,301	0	0	1,344	6,824	111	168	2,511
97	UNIV OF ILL MED CTR CHGO	12,068	374	61	0	336	9,459	185	92	1,561
98	BRANDEIS UNIVERSITY	11,558	1,678	340	0	0	7,351	227	831	1,131
99	UNIV OF NEBRASKA-LINCOLN	11,442	1,733	21	328	735	7,899	65	571	90
100	COL OF MED & DENT OF N J	10,933	0	0	0	103	9,324	142	649	715
TOTAL 1ST 100 INSTITUTIONS		3,891,742	497,235	89,577	273,503	708,459	1,966,730	66,277	88,138	201,828

1/ DOES NOT INCLUDE R&D OBLIGATIONS TO UNIVERSITY-ASSOCIATED FEDERALLY FUNDED RESEARCH AND DEVELOPMENT CENTERS (FFRDC'S). SEE TABLES B-46 AND B-48.

NOTE: TABLE INCLUDES DATA FROM 15 FEDERAL AGENCIES RESPONSIBLE FOR MORE THAN 95 PERCENT OF ALL FEDERAL OBLIGATIONS TO UNIVERSITIES AND COLLEGES.

SOURCE: NATIONAL SCIENCE FOUNDATION

TABLE B-23. -- FEDERAL OBLIGATIONS FOR RESEARCH AND DEVELOPMENT TO UNIVERSITIES AND COLLEGES, BY GEOGRAPHIC DIVISION AND STATE AND AREA OF SCIENCE/ENGINEERING; FY 1982

(DOLLARS IN THOUSANDS)

GEOGRAPHIC DIVISION AND STATE	TOTAL	PHYSICAL SCIENCES	MATH & COMPUTER SCIENCES	ENVIRONMENTAL SCIENCES	ENGINEERING	LIFE SCIENCES	PSYCHOLOGY	SOCIAL SCIENCES	OTHER SCIENCES, NEC
UNITED STATES, TOTAL	4,552,543	561,506	101,266	344,313	798,364	2,286,209	83,892	132,261	244,732
NEW ENGLAND									
CONNECTICUT	106,116	10,883	3,264	1,556	4,735	76,441	1,914	3,039	4,284
MAINE	5,409	377	0	874	938	2,141	72	693	314
MASSACHUSETTS	373,011	72,660	9,365	55,241	60,399	152,486	5,430	8,567	8,863
NEW HAMPSHIRE	16,958	2,863	106	1,843	709	10,168	283	448	538
RHODE ISLAND	32,156	6,117	2,575	11,280	3,138	6,769	750	326	1,201
VERMONT	13,049	575	0	138	140	10,880	296	533	487
MIDDLE ATLANTIC									
NEW JERSEY	56,207	12,993	3,729	1,800	9,590	20,396	2,486	2,644	2,569
NEW YORK	464,648	64,799	10,810	29,780	39,121	285,707	9,294	8,932	16,205
PENNSYLVANIA	236,244	27,933	5,506	5,655	53,226	114,483	7,433	7,746	14,262
EAST NORTH CENTRAL									
ILLINOIS	190,913	35,966	6,458	8,817	27,634	93,655	4,851	4,649	8,883
INDIANA	76,181	22,535	3,424	2,886	10,834	31,484	1,288	1,889	1,841
MICHIGAN	133,673	15,424	2,089	5,401	14,063	76,807	2,674	8,755	8,460
OHIO	129,207	13,332	2,291	2,552	34,571	60,716	1,798	8,454	5,493
WISCONSIN	99,321	14,648	5,775	6,659	5,372	54,349	1,615	3,669	7,234
WEST NORTH CENTRAL									
IOWA	47,898	3,708	732	2,273	4,284	30,799	425	1,574	4,103
KANSAS	24,678	2,927	187	1,459	2,105	14,977	914	806	1,303
MINNESOTA	79,582	6,685	1,229	2,753	4,883	49,247	1,137	1,632	12,016
MISSOURI	80,978	4,489	881	2,464	6,697	55,584	1,022	2,645	7,196
NEBRASKA	15,572	2,140	21	328	735	11,091	111	850	296
NORTH DAKOTA	7,685	360	5	1,277	1,253	3,739	209	825	17
SOUTH DAKOTA	4,887	87	540	473	76	2,823	0	773	115
SOUTH ATLANTIC									
DELAWARE	8,191	1,160	414	894	1,727	2,831	519	475	171
DISTRICT OF COLUMBIA	42,472	3,582	1,421	314	6,159	19,304	640	2,813	8,239
FLORIDA	84,924	6,862	1,180	11,869	7,569	47,789	3,395	2,288	3,972
GEORGIA	90,891	6,911	3,249	4,040	33,590	35,808	874	2,342	4,077
MARYLAND	366,789	15,658	3,244	4,664	240,623	85,795	2,204	2,369	12,232
NORTH CAROLINA	125,749	8,346	1,957	7,500	6,428	85,378	2,110	3,917	10,113
SOUTH CAROLINA	21,801	1,613	241	1,569	1,745	12,775	759	2,299	800
VIRGINIA	67,678	7,423	1,934	1,977	13,380	37,444	748	1,809	2,963
WEST VIRGINIA	8,295	184	0	57	1,675	4,268	0	602	1,509
EAST SOUTH CENTRAL									
ALABAMA	45,746	1,784	397	667	2,272	33,485	376	1,907	4,858
KENTUCKY	20,526	1,385	391	161	1,121	14,041	334	2,135	958
MISSISSIPPI	18,207	967	249	608	3,191	10,076	87	2,214	815
TENNESSEE	58,427	3,782	318	888	7,929	40,004	1,140	2,667	1,699
WEST SOUTH CENTRAL									
ARKANSAS	11,112	532	21	666	624	5,922	275	1,437	1,635
LOUISIANA	34,475	2,103	262	1,900	1,535	24,574	101	1,306	2,694
OKLAHOMA	22,795	2,439	477	4,697	3,851	8,368	392	1,237	1,334
TEXAS	232,185	22,367	4,966	12,332	31,332	132,934	3,005	5,869	19,380
MOUNTAIN									
ARIZONA	43,431	7,230	953	5,532	7,101	19,341	445	985	1,844
COLORADO	77,139	12,063	1,115	10,070	8,629	36,494	3,087	2,318	3,363
IDAHO	4,834	424	39	242	226	3,514	87	94	208
MONTANA	7,445	643	99	383	723	4,017	99	586	895
NEVADA	7,644	286	0	1,931	1,806	1,523	44	814	1,240
NEW MEXICO	47,944	1,572	73	2,431	31,679	9,021	43	1,110	2,015
UTAH	58,129	6,405	1,680	11,910	8,598	23,713	103	917	4,803
WYOMING	7,069	415	15	2,369	805	2,526	58	881	0
PACIFIC									
ALASKA	11,206	575	0	8,369	400	1,303	0	404	155
CALIFORNIA	627,600	104,548	14,727	63,547	73,645	311,472	15,128	10,617	33,916
HAWAII	24,493	5,219	150	7,949	406	8,691	102	445	1,531
OREGON	55,685	3,688	601	13,228	3,547	28,561	1,026	1,955	3,079
WASHINGTON	113,701	9,094	2,089	15,329	10,809	62,677	2,491	3,624	7,588
OUTLYING AREAS									
GUAM	987	24	0	9	20	914	0	20	0
PUERTO RICO	8,576	702	17	665	608	5,044	218	356	966
AMERICAN SAMOA	555	0	0	0	0	555	0	0	0
VIRGIN ISLANDS	890	19	0	37	108	726	0	0	0
TRUST TERRITORY PAC ISL	579	0	0	0	0	579	0	0	0

SOURCE: NATIONAL SCIENCE FOUNDATION

TABLE B-24. -- FEDERAL OBLIGATIONS TO UNIVERSITIES AND COLLEGES FOR FELLOWSHIPS, TRAINEESHIPS, AND TRAINING GRANTS, BY DETAILED FIELD AND AGENCY: FY 1982

(DOLLARS IN THOUSANDS)

FIELD OF SCIENCE/ENGINEERING	TOTAL	USDA	COM	DOD	ED	DOE	EPA	HHS	INT	NASA	NSF	OTHER 1/
TOTAL, ALL FIELDS	234,058	0	0	0	57,476	267	2,477	151,855	0	4,152	17,475	356
PHYSICAL SCIENCES, TOTAL	4,708	0	0	0	0	0	0	1,554	0	425	2,729	0
ASTRONOMY	276	0	0	0	0	0	0	0	0	94	182	0
CHEMISTRY	2,760	0	0	0	0	0	0	1,172	0	56	1,532	0
PHYSICS	1,600	0	0	0	0	0	0	382	0	203	1,015	0
PHYSICAL SCIENCES, NEC	72	0	0	0	0	0	0	0	0	72	0	0
MATHEMATICAL/COMPUTER SCIENCES, TOTAL	2,120	0	0	0	0	0	0	266	0	35	1,819	0
MATHEMATICS	2,108	0	0	0	0	0	0	266	0	23	1,819	0
COMPUTER SCIENCES	12	0	0	0	0	0	0	0	0	12	0	0
MATHEMATICAL/COMPUTER SCIENCES, NEC	0	0	0	0	0	0	0	0	0	0	0	0
ENVIRONMENTAL SCIENCES, TOTAL	1,150	0	0	0	0	0	0	0	0	251	899	0
ATMOSPHERIC SCIENCES	91	0	0	0	0	0	0	0	0	25	66	0
GEOLOGICAL SCIENCES	833	0	0	0	0	0	0	0	0	66	767	0
OCEANOGRAPHY	169	0	0	0	0	0	0	0	0	103	66	0
ENVIRONMENTAL SCIENCES, NEC	57	0	0	0	0	0	0	0	0	57	0	0
ENGINEERING, TOTAL	6,380	0	0	0	0	267	260	621	0	2,793	2,439	0
AERONAUTICAL	980	0	0	0	0	0	0	0	0	870	110	0
ASTRONAUTICAL	0	0	0	0	0	0	0	0	0	0	0	0
CHEMICAL	855	0	0	0	0	0	0	0	0	0	0	0
CIVIL	136	0	0	0	0	0	0	0	0	36	819	0
ELECTRICAL	805	0	0	0	0	0	0	0	0	37	99	0
MECHANICAL	556	0	0	0	0	0	0	0	0	74	731	0
METALLURGY & MATERIALS	66	0	0	0	0	0	0	0	0	63	493	0
ENGINEERING, NEC	2,982	0	0	0	0	267	260	621	0	0	66	0
LIFE SCIENCES, TOTAL	130,007	0	0	0	0	0	0	124,388	0	255	5,364	0
BIOLOGICAL (EXC. ENV. BIO.)	39,654	0	0	0	0	0	0	34,253	0	37	5,364	0
ENVIRONMENTAL BIOLOGY	1,081	0	0	0	0	0	0	1,068	0	13	0	0
AGRICULTURAL	0	0	0	0	0	0	0	0	0	0	0	0
MEDICAL	89,089	0	0	0	0	0	0	89,067	0	22	0	0
LIFE SCIENCES, NEC	183	0	0	0	0	0	0	0	0	183	0	0
PSYCHOLOGY, TOTAL	4,708	0	0	0	0	0	0	3,424	0	47	1,237	0
BIOLOGICAL ASPECTS	24	0	0	0	0	0	0	0	0	24	0	0
SOCIAL ASPECTS	1,177	0	0	0	0	0	0	0	0	11	1,127	0
PSYCHOLOGY, NEC	3,507	0	0	0	0	0	0	3,385	0	12	110	0
SOCIAL SCIENCES, TOTAL	45,255	0	0	0	40,853	0	0	1,554	0	0	2,848	0
ANTHROPOLOGY	821	0	0	0	0	0	0	0	0	0	821	0
ECONOMICS	928	0	0	0	0	0	0	0	0	0	928	0
HISTORY	132	0	0	0	0	0	0	0	0	0	132	0
LINGUISTICS	197	0	0	0	0	0	0	0	0	0	197	0
POLITICAL SCIENCE	264	0	0	0	0	0	0	0	0	0	264	0
SOCIOLOGY	264	0	0	0	0	0	0	0	0	0	264	0
SOCIAL SCIENCES, NEC	42,649	0	0	0	40,853	0	0	1,554	0	0	264	0
OTHER SCIENCES, NEC	39,730	0	0	0	16,623	0	2,217	20,048	0	346	140	356

1/ INCLUDES DOT, AID, HUD, LABOR, AND NRC.

SOURCE: NATIONAL SCIENCE FOUNDATION

TABLE B-25. — HHS OBLIGATIONS TO UNIVERSITIES AND COLLEGES FOR FELLOWSHIPS, TRAINEESHIPS, AND TRAINING GRANTS, BY DETAILED FIELD AND HHS COMPONENT: FY 1982

(DOLLARS, IN THOUSANDS)

FIELD OF SCIENCE/ENGINEERING	TOTAL	NIH	HSRA	ADAMHA	CDC	FDA	OMDS	HCFA	SSA	OHPRS	OTHER DMHS
TOTAL, ALL FIELDS	151,855	136,281	0	15,375	45	0	154	0	0	0	0
PHYSICAL SCIENCES, TOTAL	1,554	1,554	0	0	0	0	0	0	0	0	0
ASTRONOMY	0	0	0	0	0	0	0	0	0	0	0
CHEMISTRY	1,172	1,172	0	0	0	0	0	0	0	0	0
PHYSICS	382	382	0	0	0	0	0	0	0	0	0
PHYSICAL SCIENCES, NEC	0	0	0	0	0	0	0	0	0	0	0
MATHEMATICAL/COMPUTER SCIENCES, TOTAL	266	266	0	0	0	0	0	0	0	0	0
MATHEMATICS	266	266	0	0	0	0	0	0	0	0	0
COMPUTER SCIENCES	0	0	0	0	0	0	0	0	0	0	0
MATHEMATICAL/COMPUTER SCIENCES, NEC	0	0	0	0	0	0	0	0	0	0	0
ENVIRONMENTAL SCIENCES, TOTAL	0	0	0	0	0	0	0	0	0	0	0
ATMOSPHERIC SCIENCES	0	0	0	0	0	0	0	0	0	0	0
GEOLOGICAL SCIENCES	0	0	0	0	0	0	0	0	0	0	0
OCEANOGRAPHY	0	0	0	0	0	0	0	0	0	0	0
ENVIRONMENTAL SCIENCES, NEC	0	0	0	0	0	0	0	0	0	0	0
ENGINEERING, TOTAL	621	621	0	0	0	0	0	0	0	0	0
AERONAUTICAL	0	0	0	0	0	0	0	0	0	0	0
ASTRONAUTICAL	0	0	0	0	0	0	0	0	0	0	0
CHEMICAL	0	0	0	0	0	0	0	0	0	0	0
CIVIL	0	0	0	0	0	0	0	0	0	0	0
ELECTRICAL	0	0	0	0	0	0	0	0	0	0	0
MECHANICAL	0	0	0	0	0	0	0	0	0	0	0
METALLURGY & MATERIALS	0	0	0	0	0	0	0	0	0	0	0
ENGINEERING, NEC	621	621	0	0	0	0	0	0	0	0	0
LIFE SCIENCES, TOTAL	124,388	124,059	0	284	45	0	0	0	0	0	0
BIOLOGICAL (EXC. ENV. BIO.)	34,253	33,993	0	260	0	0	0	0	0	0	0
ENVIRONMENTAL BIOLOGY	1,068	1,068	0	0	0	0	0	0	0	0	0
AGRICULTURAL	0	0	0	0	0	0	0	0	0	0	0
MEDICAL	89,067	88,998	0	24	45	0	0	0	0	0	0
LIFE SCIENCES, NEC	0	0	0	0	0	0	0	0	0	0	0
PSYCHOLOGY, TOTAL	3,424	2,949	0	475	0	0	0	0	0	0	0
BIOLOGICAL ASPECTS	0	0	0	0	0	0	0	0	0	0	0
SOCIAL ASPECTS	39	0	0	39	0	0	0	0	0	0	0
PSYCHOLOGY, NEC	3,385	2,949	0	436	0	0	0	0	0	0	0
SOCIAL SCIENCES, TOTAL	1,554	1,215	0	185	0	0	154	0	0	0	0
ANTHROPOLOGY	0	0	0	0	0	0	0	0	0	0	0
ECONOMICS	0	0	0	0	0	0	0	0	0	0	0
HISTORY	0	0	0	0	0	0	0	0	0	0	0
LINGUISTICS	0	0	0	0	0	0	0	0	0	0	0
POLITICAL SCIENCE	0	0	0	0	0	0	0	0	0	0	0
SOCIOLOGY	0	0	0	0	0	0	0	0	0	0	0
SOCIAL SCIENCES, NEC	1,554	1,215	0	185	0	0	154	0	0	0	0
OTHER SCIENCES, NEC	20,048	5,617	0	14,431	0	0	0	0	0	0	0

SOURCE: NATIONAL SCIENCE FOUNDATION

TABLE B-26. -- FEDERAL OBLIGATIONS FOR FELLOWSHIPS, TRAINEESHIPS, AND TRAINING GRANTS TO THE 100 UNIVERSITIES AND COLLEGES RECEIVING THE LARGEST AMOUNTS, BY AREA OF SCIENCE/ENGINEERING: FY 1982

(DOLLARS IN THOUSANDS)

RANK	INSTITUTION (RANKED BY AMOUNT RECEIVED)	TOTAL	PHYSICAL SCIENCES	MATH & COMPUTER SCIENCES	ENVIRONMENTAL SCIENCES	ENGINEERING	LIFE SCIENCES	PSYCHOLOGY	SOCIAL SCIENCES	OTHER SCIENCES, NEC
TOTAL, ALL INSTITUTIONS		234,058	4,708	2,120	1,150	6,380	130,007	4,708	45,255	39,730
1	HARVARD UNIVERSITY	8,343	443	142	44	47	6,294	119	328	926
2	STANFORD UNIVERSITY	7,538	290	403	87	825	4,357	234	342	1,000
3	YALE UNIVERSITY	7,245	42	33	0	0	5,914	55	402	799
4	JOHNS HOPKINS UNIVERSITY	7,054	0	0	32	21	5,050	282	312	1,357
5	UNIVERSITY OF WASHINGTON	5,954	64	75	55	123	4,239	334	636	428
6	MASS INST OF TECHNOLOGY	5,715	434	349	98	864	2,907	311	563	189
7	UNIVERSITY OF CHICAGO	5,261	120	76	11	0	4,347	0	267	440
8	UNIV OF PENNSYLVANIA	5,119	54	22	0	22	4,468	73	219	261
9	COLUMBIA UNIV MAIN DIV	4,738	202	0	22	173	3,169	109	101	962
10	DUKE UNIVERSITY	4,399	18	0	0	10	3,795	11	350	215
TOTAL 1ST 10 INSTITUTIONS		61,366	1,667	1,100	349	2,085	44,540	1,528	3,520	6,577
11	WASHINGTON UNIVERSITY	4,390	17	0	0	11	3,799	0	315	248
12	UNIV OF CAL BERKELEY	4,339	564	176	33	250	2,578	99	243	396
13	UNIVERSITY OF MICHIGAN	4,167	0	82	79	33	2,477	149	337	1,010
14	UNIV OF CAL SAN FRANCISCO	4,148	0	0	0	0	3,761	0	202	185
15	UNIVERSITY OF MINNESOTA	4,138	42	52	11	94	2,260	543	755	381
16	UNIV OF CAL LOS ANGELES	4,109	80	11	33	0	2,801	158	219	807
17	UNIV OF WIS-MADISON	3,878	287	33	11	144	2,768	51	77	507
18	UNIV OF CAL SAN DIEGO	3,836	0	10	55	68	3,342	16	22	323
19	UNIV OF NC AT CHAPEL HILL	3,602	0	63	21	0	2,555	174	378	411
20	YESHIVA UNIVERSITY	3,544	0	0	0	0	2,418	0	65	1,061
TOTAL 1ST 20 INSTITUTIONS		101,517	2,657	1,527	592	2,685	73,299	2,718	6,133	11,906
21	UNIVERSITY OF COLORADO	3,377	47	0	22	0	2,116	11	559	622
22	CORNELL UNIVERSITY	3,132	140	44	11	22	2,550	74	180	111
23	NEW YORK UNIVERSITY	2,752	0	33	0	100	1,672	23	230	694
24	VANDERBILT UNIVERSITY	2,511	11	0	0	0	1,614	189	454	243
25	UNIVERSITY OF VIRGINIA	2,495	21	0	0	24	1,810	33	452	155
26	UNIVERSITY OF IOWA	2,342	0	0	0	21	1,582	0	349	390
27	UNIVERSITY OF ROCHESTER	2,250	50	0	0	0	1,523	11	213	453
28	PRINCETON UNIVERSITY	1,965	229	185	79	88	945	87	189	163
29	CALIFORNIA INST OF TECH	1,775	357	0	33	284	1,090	0	0	11
30	CASE WESTERN RESERVE UNIV	1,700	0	0	0	280	1,282	72	66	0
TOTAL 1ST 30 INSTITUTIONS		125,816	3,512	1,789	737	3,504	89,483	3,218	8,825	14,748
31	BOSTON UNIVERSITY	1,689	11	0	0	67	1,298	0	204	109
32	UNIVERSITY OF CONNECTICUT	1,630	0	0	0	71	711	0	633	215
33	U TEX HLTH SCI CTR DALLAS	1,606	0	0	0	0	1,510	0	64	32
34	UNIV ALABAMA BIRMINGHAM	1,597	0	0	0	0	1,259	52	165	121
35	UNIV OF ILL URBAÑA	1,551	31	11	0	99	745	142	223	300
36	HOWARD UNIVERSITY	1,544	8	0	0	8	401	11	314	802
37	BAYLOR COL OF MEDICINE	1,430	0	0	0	0	1,397	33	0	0
38	UNIVERSITY OF PITTSBURGH	1,408	0	0	0	0	396	0	580	432
39	TEMPLE UNIVERSITY	1,368	0	0	0	0	779	17	480	92
40	UNIVERSITY OF ARIZONA	1,354	34	0	11	111	506	17	475	200
TOTAL 1ST 40 INSTITUTIONS		140,993	3,596	1,800	748	3,860	98,485	3,490	11,963	17,051
41	NORTHWESTERN UNIVERSITY	1,322	32	0	0	33	812	58	173	214
42	ROCKEFELLER UNIVERSITY	1,277	11	0	0	0	1,086	34	0	146
43	VIRGINIA COMMONWLTH UNIV	1,265	0	26	0	0	948	0	172	119
44	MICHIGAN STATE UNIVERSITY	1,249	32	0	0	11	643	22	364	177
45	UNIVERSITY OF FLORIDA	1,222	16	10	0	169	455	63	368	141
46	UNIVERSITY OF KANSAS	1,204	112	0	0	0	231	144	627	100
47	PENNSYLVANIA STATE UNIV	1,201	91	0	46	100	510	11	294	149
48	UNIVERSITY OF UTAH	1,174	138	0	0	73	715	11	92	145
49	BROWN UNIVERSITY	1,145	0	32	11	17	457	0	530	98
50	UNIV OF TEXAS AT AUSTIN	1,038	50	0	15	33	302	0	403	235
TOTAL 1ST 50 INSTITUTIONS		153,090	4,078	1,868	820	4,296	104,644	3,833	14,986	18,565

SEE FOOTNOTES AT END OF TABLE.

TABLE B-26. -- FEDERAL OBLIGATIONS FOR FELLOWSHIPS, TRAINEESHIPS, AND TRAINING GRANTS TO THE 100 UNIVERSITIES AND COLLEGES RECEIVING THE LARGEST AMOUNTS, BY AREA OF SCIENCE/ENGINEERING: FY 1982

CONTINUED

(DOLLARS IN THOUSANDS)

RANK	INSTITUTION (RANKED BY AMOUNT RECEIVED)	TOTAL	PHYSICAL SCIENCES	MATH & COMPUTER SCIENCES	ENVIRONMENTAL SCIENCES	ENGINEERING	LIFE SCIENCES	PSYCHOLOGY	SOCIAL SCIENCES	OTHER SCIENCES, NEC
51	UNIVERSITY OF CINCINNATI	1,037	0	0	0	153	415	0	0	469
52	CUNY MT SINAI SCH OF MED	1,028	0	0	0	0	702	100	0	226
53	UNIV OF CAL DAVIS	1,027	11	0	0	46	785	34	22	129
54	UNIV OF MD COLLEGE PARK	981	105	11	11	10	59	0	755	30
55	UNIV OF SOUTHERN CAL	958	0	0	0	0	781	0	0	177
56	UNIV OF CAL IRVINE	958	17	0	0	0	682	0	0	259
57	COLUMBIA U TEACHERS COL	956	0	0	0	0	0	11	583	362
58	INDIANA UNIVERSITY	941	13	0	11	0	675	11	41	190
59	BRANDEIS UNIVERSITY	896	11	0	0	0	644	112	25	104
60	UNIVERSITY OF OREGON MAIN	887	19	0	0	0	503	11	338	16
TOTAL 1ST 60 INSTITUTIONS		162,759	4,254	1,879	842	4,505	109,890	4,112	16,750	20,527
61	COLORADO STATE UNIVERSITY	808	16	0	11	0	444	0	147	190
62	UNIV OF MISSOURI COLUMBIA	779	11	0	0	0	448	28	151	141
63	THE UNIVERSITY OF ALABAMA	748	13	0	0	331	28	0	376	0
64	PURDUE UNIVERSITY	736	0	10	11	71	599	0	34	11
65	SUNY AT STONY BROOK	731	18	0	22	13	654	13	11	0
66	UNIVERSITY OF MIAMI	714	0	0	0	0	659	47	0	8
67	MAYNE STATE UNIVERSITY	693	0	0	0	11	220	0	246	216
68	UNIV OF ILL MED CTR CHGO	672	0	0	0	0	585	0	0	87
69	WESTERN OREGON STATE COLL	656	0	0	0	0	0	0	493	163
70	UNIVERSITY OF NEW MEXICO	649	0	0	0	42	113	0	268	226
TOTAL 1ST 70 INSTITUTIONS		169,945	4,312	1,889	886	4,973	113,640	4,200	18,476	21,569
71	U TEX HLTH SCI CTR S ANTO	648	0	0	0	0	648	0	0	0
72	GEORGE WASHINGTON UNIV	638	0	0	0	11	112	0	514	1
73	U TEX HLTH SCI CTR HOUSTN	616	0	0	0	0	573	0	0	43
74	SUNY AT BUFFALO	615	0	0	0	0	552	0	0	63
75	HAMPTON INSTITUTE	601	11	0	0	278	0	0	303	9
76	U TENNESSEE KNOXVILLE	578	13	0	13	24	516	0	0	12
77	UNIVERSITY OF GEORGIA	573	22	0	0	0	171	0	339	41
78	TEXAS TECH UNIVERSITY	556	0	0	0	11	76	0	287	182
79	UNIV OF ILL CHICAGO CIR	549	0	0	0	0	0	11	482	56
80	NEW MEXICO STATE UNIV	542	0	0	0	0	97	0	249	196
TOTAL 1ST 80 INSTITUTIONS		175,861	4,358	1,889	899	5,297	116,385	4,211	20,650	22,172
81	ARIZONA STATE UNIVERSITY	534	24	0	0	11	11	0	283	205
82	WAKE FOREST UNIVERSITY	531	0	0	0	0	412	0	0	119
83	CARNEGIE-MELLON UNIV	516	0	120	0	37	17	0	334	208
84	UNIV TENN CTR HEALTH SCI	515	0	0	0	0	389	0	55	71
85	OHIO STATE UNIVERSITY	512	21	0	0	33	437	0	15	6
86	RUTGERS THE ST UNIV OF NJ	505	0	0	0	20	11	0	168	306
87	UNIV OF CAL SANTA BARBARA	503	0	12	34	0	128	0	138	191
88	UNIV OF NEBRASKA-LINCOLN	485	11	0	13	0	0	0	383	78
89	UNIV OF NORTHERN COLORADO	475	0	0	0	0	0	0	390	85
90	CALIF ST UNIV LONG BEACH	470	0	0	0	0	18	0	0	452
TOTAL 1ST 90 INSTITUTIONS		180,907	4,414	2,021	946	5,398	117,808	4,211	22,216	23,893
91	SUNY DOWNSTATE MED CTR	467	0	0	0	0	123	0	179	165
92	BANK STREET COL OF ED	447	0	0	0	0	0	0	284	163
93	THE OREG HLTH SCI UNIV	444	0	0	0	0	444	0	0	0
94	ATLANTA UNIVERSITY	429	0	0	0	0	237	0	192	0
95	ALBANY MEDICAL COLLEGE	423	0	0	0	0	311	0	0	112
96	FLORIDA STATE UNIVERSITY	411	0	0	100	0	24	0	236	51
97	TUFTS UNIVERSITY	409	18	0	0	0	269	0	73	49
98	TEXAS SOUTHERN UNIV	406	0	0	0	0	100	0	92	214
99	COL OF MED & DENT OF N J	404	0	0	0	0	404	0	0	0
100	JACKSON STATE UNIVERSITY	392	0	0	0	0	141	0	114	137
TOTAL 1ST 100 INSTITUTIONS		185,139	4,432	2,021	1,046	5,398	119,861	4,211	23,386	24,784

NOTE: TABLE INCLUDES DATA FROM 15 FEDERAL AGENCIES RESPONSIBLE FOR MORE THAN 95 PERCENT OF ALL FEDERAL OBLIGATIONS TO UNIVERSITIES AND COLLEGES.

SOURCE: NATIONAL SCIENCE FOUNDATION

TABLE B-27. -- FEDERAL OBLIGATIONS TO UNIVERSITIES AND COLLEGES, BY HIGHEST DEGREE GRANTED, IN THE SCIENCES AND ENGINEERING, TYPE OF CONTROL, AND AGENCY: FY, 1982

(DOLLARS IN THOUSANDS)

HIGHEST DEGREE GRANTED AND TYPE OF CONTROL	TOTAL	USDA	COM	DOD	ED	DOE	EPA	HHS	INT	NASA	NSF	OTHER ¹
TOTAL, ALL DEGREE LEVELS												
ALL INSTITUTIONS ...	8,702,380	532,128	39,960	884,194	3,226,400	295,251	85,397	2,624,894	28,482	176,937	728,020	80,717
PUBLIC	5,083,117	499,956	31,428	390,352	1,906,714	168,152	64,332	1,397,219	23,890	112,644	421,930	66,500
PRIVATE	3,619,263	32,172	8,532	493,842	1,319,686	127,099	21,065	1,227,675	4,592	64,293	306,090	14,217
DOCTORATE												
ALL INSTITUTIONS ...	6,633,467	486,948	38,796	873,024	1,294,963	289,788	76,734	2,579,515	27,200	171,337	718,475	76,687
PUBLIC	3,905,214	456,861	30,829	385,384	829,633	163,450	57,783	1,370,727	22,625	108,496	416,692	62,734
PRIVATE	2,728,253	30,087	7,967	487,640	465,330	126,338	18,951	1,208,788	4,575	62,841	301,783	13,953
MASTER'S												
ALL INSTITUTIONS ...	685,226	26,465	864	6,002	605,820	3,494	6,118	23,407	1,130	4,354	6,686	886
PUBLIC	452,031	24,521	524	4,568	385,734	3,032	5,319	18,550	1,128	3,204	4,581	870
PRIVATE	233,195	1,944	340	1,434	220,086	462	799	4,857	2	1,150	2,105	16
BACHELOR'S												
ALL INSTITUTIONS ...	655,334	17,184	300	4,675	604,580	1,009	1,679	18,924	134	1,086	2,678	3,085
PUBLIC	193,176	17,043	75	293	164,277	710	431	6,027	119	847	476	2,878
PRIVATE	462,158	141	225	4,382	440,303	299	1,248	12,897	15	239	2,202	207
NO SCIENCE/ENGINEERING DEGREES												
ALL INSTITUTIONS ...	728,353	1,531	0	493	721,037	960	866	3,048	18	160	181	59
PUBLIC	532,696	1,531	0	107	527,070	960	799	1,915	18	97	181	18
PRIVATE	195,657	0	0	386	193,967	0	67	1,133	0	63	0	41

¹ INCLUDES DOT, AID, HUD, LABOR, AND NRC.

SOURCE: NATIONAL SCIENCE FOUNDATION

TABLE B-28. -- NUMBER OF UNIVERSITIES AND COLLEGES RECEIVING FEDERAL OBLIGATIONS, BY HIGHEST DEGREE GRANTED IN THE SCIENCES AND ENGINEERING, TYPE OF CONTROL, AND TYPE OF ACTIVITY: FY 1982

HIGHEST DEGREE GRANTED AND TYPE OF CONTROL	TOTAL	ACADEMIC SCIENCE/ENGINEERING							NON-SCIENCE/ENGINEERING ACTIVITIES
		TOTAL ACADEMIC SCI/ENG	RESEARCH AND DEVELOPMENT	R&D PLANT	FACIL FOR INSTR IN SCI & ENG 1/	FELLOWSHIPS, TRAINEESHIPS, TRAINING GRANTS	GENERAL SUPPORT SCI/ENG	OTHER SCI/ENG ACTIVITIES	
TOTAL, ALL DEGREE LEVELS									
ALL INSTITUTIONS	2,803	809	620	64	9	434	334	265	2,782
PUBLIC	1,299	464	360	37	6	341	224	195	1,286
PRIVATE	1,504	345	260	27	3	193	110	70	1,496
DOCTORATE									
ALL INSTITUTIONS	353	334	321	63	9	276	234	192	343
PUBLIC	216	213	205	36	6	182	153	141	210
PRIVATE	137	121	116	27	3	94	81	51	133
MASTER'S									
ALL INSTITUTIONS	311	200	146	1	0	129	46	31	309
PUBLIC	185	133	102	1	0	93	40	23	183
PRIVATE	126	67	44	0	0	36	6	8	126
BACHELOR'S									
ALL INSTITUTIONS	817	201	134	0	0	88	46	28	813
PUBLIC	121	59	39	0	0	35	24	17	120
PRIVATE	696	142	95	0	0	53	22	11	693
NO SCIENCE/ENGINEERING DEGREES									
ALL INSTITUTIONS	1,322	74	19	0	0	41	8	14	1,317
PUBLIC	777	59	14	0	0	31	7	14	773
PRIVATE	545	15	5	0	0	10	1	0	544

1/ SEE TECHNICAL NOTES.

SOURCE: NATIONAL SCIENCE FOUNDATION

TABLE B-29. -- FEDERAL OBLIGATIONS TO UNIVERSITIES AND COLLEGES, BY HIGHEST DEGREE GRANTED IN THE SCIENCES AND ENGINEERING, TYPE OF CONTROL, AND TYPE OF ACTIVITY: FY 1982

(DOLLARS IN THOUSANDS)

HIGHEST DEGREE GRANTED AND TYPE OF CONTROL	TOTAL OBLIGATIONS	ACADEMIC SCIENCE/ENGINEERING							NON-SCIENCE/ENGINEERING ACTIVITIES
		TOTAL ACADEMIC SCI/ENG	RESEARCH AND DEVELOPMENT	R&D PLANT	FACIL FOR INSTR IN SCI & ENG 1/	FELLOW-SHIPS, TRAINEE-SHIPS, TRAINING GRANTS	GENERAL SUPPORT SCI/ENG	OTHER SCI/ENG ACTIVITIES	
TOTAL, ALL DEGREE LEVELS									
ALL INSTITUTIONS	8,702,380	5,245,484	4,552,543	31,200	829	234,058	80,137	346,717	3,456,896
PUBLIC	5,083,117	3,041,351	2,530,684	17,207	717	123,851	56,201	312,691	2,041,766
PRIVATE	3,619,263	2,204,133	2,021,859	13,993	112	110,207	23,936	34,026	1,415,130
DOCTORATE									
ALL INSTITUTIONS	6,633,467	5,104,911	4,475,760	31,056	829	209,721	62,818	324,727	1,528,556
PUBLIC	3,905,214	2,935,587	2,476,066	17,063	717	106,914	42,885	291,942	969,627
PRIVATE	2,728,253	2,169,324	1,999,694	13,993	112	102,807	19,933	32,785	558,929
MASTER'S									
ALL INSTITUTIONS	685,226	84,965	45,693	144	0	14,730	9,707	14,691	600,261
PUBLIC	452,031	70,059	35,616	144	0	11,964	8,525	13,810	381,972
PRIVATE	233,195	14,906	10,077	0	0	2,766	1,182	881	218,289
BACHELOR'S									
ALL INSTITUTIONS	655,334	48,018	28,818	0	0	6,392	6,697	6,611	607,316
PUBLIC	193,176	29,607	16,507	0	0	2,736	4,113	6,251	163,569
PRIVATE	462,158	18,411	11,811	0	0	3,656	2,584	360	443,747
NO SCIENCE/ENGINEERING DEGREES									
ALL INSTITUTIONS	728,353	7,590	2,772	0	0	3,215	915	688	720,763
PUBLIC	532,696	6,098	2,495	0	0	2,237	678	688	526,598
PRIVATE	195,657	1,492	277	0	0	978	237	0	194,165

1/ SEE TECHNICAL NOTES.

NOTE: TABLE INCLUDES DATA FROM 15 FEDERAL AGENCIES RESPONSIBLE FOR MORE THAN 95 PERCENT OF ALL FEDERAL OBLIGATIONS TO UNIVERSITIES AND COLLEGES.

SOURCE: NATIONAL SCIENCE FOUNDATION

TABLE B-30. FEDERAL OBLIGATIONS TO UNIVERSITIES AND COLLEGES AND THE NUMBER OF RECIPIENT INSTITUTIONS;
BY GEOGRAPHIC DIVISION, STATE, TYPE OF CONTROL, AND TYPE OF ACTIVITY: FY 1982

(DOLLARS IN THOUSANDS)

GEOGRAPHIC DIVISION, STATE, AND TYPE OF CONTROL		TOTAL, ALL ACTIVITIES	ACADEMIC SCIENCE/ENGINEERING							NON- SCI/ENG
			TOTAL ACADEMIC SCI/ENG	RESEARCH AND DEVELOPMENT	R&D PLANT	FACIL FOR INSTR IN- S&E 1/	FELLOWSHIPS TRNG GRANTS	GENERAL SUPPORT SCI/ENG	OTHER SCI/ENG	
UNITED STATES, TOTAL										
PUBLIC INST'S	AMT	5,083,117	3,041,351	2,530,684	17,207	717	123,451	56,201	312,691	2,041,766
	NO.	1,299	464	360	37	6	3	224	195	1,286
PRIVATE INST'S	AMT	3,619,263	2,204,133	2,021,859	13,993	112	110,200	23,936	34,026	1,415,130
	NO.	1,504	345	260	27	3	19	110	70	1,496
NEW ENGLAND, TOTAL										
PUBLIC INST'S	AMT	212,017	111,231	93,324	1,015	0	3,977	1,448	11,517	100,786
	NO.	78	25	18	1	0	17	10	10	77
PRIVATE INST'S	AMT	655,363	493,348	453,375	6,306	46	27,890	2,814	2,917	162,015
	NO.	150	55	43	6	1	33	15	14	148
CONNECTICUT										
PUBLIC INST'S	AMT	43,851	29,519	24,982	0	0	1,982	523	2,032	14,332
	NO.	20	3	2	0	0	3	1	1	20
PRIVATE INST'S	AMT	114,470	90,061	81,134	298	0	7,691	561	377	24,409
	NO.	20	11	9	2	0	7	3	2	20
MAINE										
PUBLIC INST'S	AMT	25,447	7,513	5,064	0	0	349	54	2,046	17,934
	NO.	13	4	4	0	0	1	1	1	12
PRIVATE INST'S	AMT	6,500	361	345	0	0	16	0	0	6,139
	NO.	16	4	3	0	0	2	0	0	16
MASSACHUSETTS										
PUBLIC INST'S	AMT	77,702	33,747	29,356	0	0	796	361	3,234	43,955
	NO.	31	11	6	0	0	8	5	3	31
PRIVATE INST'S	AMT	472,290	372,610	343,655	6,008	46	18,653	1,878	2,370	99,680
	NO.	77	31	28	4	1	17	10	9	76
NEW HAMPSHIRE										
PUBLIC INST'S	AMT	17,305	8,579	6,797	0	0	289	69	1,424	8,726
	NO.	5	3	2	0	0	2	1	3	5
PRIVATE INST'S	AMT	20,270	10,766	10,161	0	0	343	201	61	9,504
	NO.	15	2	1	0	0	2	1	1	14
RHODE ISLAND										
PUBLIC INST'S	AMT	27,101	16,748	14,125	1,015	0	189	122	1,297	10,353
	NO.	3	3	3	1	0	2	1	1	3
PRIVATE INST'S	AMT	35,581	19,433	18,031	0	0	1,146	174	82	16,148
	NO.	9	2	1	0	0	2	1	1	9
VERMONT										
PUBLIC INST'S	AMT	20,611	15,125	13,000	0	0	322	319	1,484	5,486
	NO.	6	1	1	0	0	1	1	1	6
PRIVATE INST'S	AMT	6,252	117	49	0	0	41	0	27	6,135
	NO.	13	5	1	0	0	3	0	1	13
MIDDLE ATLANTIC, TOTAL										
PUBLIC INST'S	AMT	504,174	238,164	208,861	862	0	9,009	5,355	14,077	266,010
	NO.	141	51	41	2	0	35	23	14	137
PRIVATE INST'S	AMT	887,980	613,040	548,238	5,127	58	31,239	4,827	23,551	274,940
	NO.	293	75	66	10	1	46	25	15	290
NEW JERSEY										
PUBLIC INST'S	AMT	84,368	34,084	29,161	0	0	1,234	544	3,145	50,284
	NO.	27	10	7	0	0	8	3	2	26
PRIVATE INST'S	AMT	52,388	30,181	27,046	414	0	2,178	145	898	22,207
	NO.	24	6	4	2	0	5	1	1	24
NEW YORK										
PUBLIC INST'S	AMT	209,362	82,581	74,538	842	0	3,621	3,316	264	126,781
	NO.	82	33	28	1	0	20	17	9	79
PRIVATE INST'S	AMT	607,935	442,857	390,110	4,218	58	22,793	3,321	22,377	165,078
	NO.	156	43	38	7	1	30	16	9	154
PENNSYLVANIA										
PUBLIC INST'S	AMT	210,444	121,499	105,162	20	0	4,154	1,495	10,600	88,945
	NO.	32	8	6	1	0	7	3	3	32
PRIVATE INST'S	AMT	227,657	140,002	131,082	495	0	6,288	1,361	776	87,655
	NO.	113	26	24	1	0	11	8	5	112
EAST NORTH CENTRAL, TOTAL										
PUBLIC INST'S	AMT	879,840	542,221	457,529	9,437	0	20,102	8,749	46,404	337,619
	NO.	161	60	53	7	0	43	26	27	161
PRIVATE INST'S	AMT	341,836	185,228	171,766	744	8	9,512	1,801	1,397	156,608
	NO.	254	48	39	4	1	19	12	9	254
ILLINOIS										
PUBLIC INST'S	AMT	177,113	106,784	90,366	360	0	4,083	2,040	9,935	70,329
	NO.	57	17	13	1	0	13	6	7	57
PRIVATE INST'S	AMT	161,958	108,861	100,547	120	0	7,039	984	171	53,097
	NO.	79	16	12	1	0	11	6	4	79
INDIANA										
PUBLIC INST'S	AMT	116,534	79,630	68,780	200	0	1,734	1,272	7,644	36,904
	NO.	5	4	4	1	0	3	2	4	5
PRIVATE INST'S	AMT	26,401	8,218	7,401	345	8	288	120	56	18,183
	NO.	38	4	4	1	1	1	1	1	38

SEE FOOTNOTES AT END OF TABLE.

TABLE B-30. -- FEDERAL OBLIGATIONS TO UNIVERSITIES AND COLLEGES AND THE NUMBER OF RECIPIENT INSTITUTIONS, BY GEOGRAPHIC DIVISION, STATE, TYPE OF CONTROL, AND TYPE OF ACTIVITY: FY 1982

CONTINUED

(DOLLARS IN THOUSANDS)

GEOGRAPHIC DIVISION, STATE, AND TYPE OF CONTROL		TOTAL, ALL ACTIVITIES	ACADEMIC SCIENCE/ENGINEERING							NON- SCI/ENG
			TOTAL ACADEMIC SCI/ENG	RESEARCH AND DEVELOPMENT	R&D PLANT	FACIL FOR INSTR IN S&E 1/	FELLOWSHIPS TRNESHIPS TRNG GRANTS	GENERAL SUPPORT SCI/ENG	OTHER SCI/ENG	
EAST NORTH CENTRAL, CONT'D										
MICHIGAN										
PUBLIC INST'S	AMT	260,618	158,540	132,906	6,868	0	6,568	2,079	10,119	102,078
	NO.	41	11	10	3	0	8	6	4	41
PRIVATE INST'S	AMT	27,849	767	767	0	0	0	0	0	27,082
	NO.	40	5	5	0	0	0	0	0	40
OHIO										
PUBLIC INST'S	AMT	172,302	92,839	75,615	1,400	0	3,012	2,810	10,002	79,463
	NO.	33	15	13	1	0	13	10	8	33
PRIVATE INST'S	AMT	102,475	57,264	53,592	140	0	1,963	483	1,086	45,211
	NO.	70	16	13	1	0	5	3	2	70
WISCONSIN										
PUBLIC INST'S	AMT	153,273	104,428	89,862	609	0	4,705	548	8,704	48,845
	NO.	25	13	13	1	0	6	2	4	25
PRIVATE INST'S	AMT	23,153	10,118	9,459	139	0	222	214	84	13,035
	NO.	27	7	5	1	0	2	2	2	27
WEST NORTH CENTRAL, TOTAL										
PUBLIC INST'S	AMT	417,874	255,178	199,337	290	0	11,606	4,148	39,797	162,696
	NO.	131	35	24	2	0	26	18	18	131
PRIVATE INST'S	AMT	156,548	68,097	61,943	0	0	5,132	827	195	88,451
	NO.	174	17	11	0	0	10	6	3	174
IOWA										
PUBLIC INST'S	AMT	83,542	59,674	47,840	0	0	2,861	1,072	7,901	23,868
	NO.	18	4	2	0	0	4	3	3	18
PRIVATE INST'S	AMT	22,148	273	58	0	0	184	0	31	21,875
	NO.	37	3	2	0	0	3	0	1	37
KANSAS										
PUBLIC INST'S	AMT	56,465	31,904	24,678	0	0	1,659	634	4,933	24,561
	NO.	27	5	3	0	0	5	3	2	27
PRIVATE INST'S	AMT	8,086	0	0	0	0	0	0	0	8,086
	NO.	22	0	0	0	0	0	0	0	22
MINNESOTA										
PUBLIC INST'S	AMT	130,934	92,062	78,829	85	0	4,225	888	8,035	38,872
	NO.	26	4	2	1	0	3	1	1	26
PRIVATE INST'S	AMT	17,363	820	753	0	0	65	2	0	16,543
	NO.	34	6	3	0	0	2	2	0	34
MISSOURI										
PUBLIC INST'S	AMT	65,896	32,146	20,628	205	0	1,869	737	18,707	33,750
	NO.	27	11	9	1	0	7	4	5	27
PRIVATE INST'S	AMT	90,280	66,069	60,350	0	0	4,774	781	164	24,211
	NO.	51	6	4	0	0	3	3	2	51
NEBRASKA										
PUBLIC INST'S	AMT	35,918	20,282	14,869	0	0	584	362	4,467	15,636
	NO.	16	5	3	0	0	3	2	3	16
PRIVATE INST'S	AMT	9,860	827	703	0	0	80	44	0	9,033
	NO.	14	1	1	0	0	1	1	0	14
NORTH DAKOTA										
PUBLIC INST'S	AMT	23,165	11,043	7,685	0	0	262	252	2,844	12,122
	NO.	9	3	2	0	0	3	2	2	9
PRIVATE INST'S	AMT	2,444	0	0	0	0	0	0	0	2,444
	NO.	5	0	0	0	0	0	0	0	5
SOUTH DAKOTA										
PUBLIC INST'S	AMT	21,956	8,067	4,808	0	0	146	203	2,910	13,887
	NO.	8	3	3	0	0	1	3	2	8
PRIVATE INST'S	AMT	6,367	108	79	0	0	29	0	0	6,259
	NO.	11	1	1	0	0	1	0	0	11
SOUTH ATLANTIC, TOTAL										
PUBLIC INST'S	AMT	749,347	438,547	351,590	833	75	16,398	9,182	60,469	310,800
	NO.	241	84	59	5	1	65	46	36	236
PRIVATE INST'S	AMT	897,086	493,644	465,200	1,533	0	17,701	6,714	2,496	403,442
	NO.	219	49	35	4	0	31	16	10	217
DELAWARE										
PUBLIC INST'S	AMT	14,615	10,251	8,191	0	0	249	376	1,435	4,364
	NO.	2	2	2	0	0	2	2	2	2
PRIVATE INST'S	AMT	1,293	0	0	0	0	0	0	0	1,293
	NO.	3	0	0	0	0	0	0	0	3
DISTRICT OF COLUMBIA										
PUBLIC INST'S	AMT	6,500	2,578	1,106	0	0	208	300	964	3,922
	NO.	1	1	1	0	0	1	1	1	1
PRIVATE INST'S	AMT	295,294	49,577	41,366	0	0	2,765	3,944	1,502	245,717
	NO.	12	7	6	0	0	7	5	4	12
FLORIDA										
PUBLIC INST'S	AMT	133,748	67,154	56,688	31	0	2,339	1,861	6,235	66,594
	NO.	38	11	9	1	0	10	5	6	37

SEE FOOTNOTES AT END OF TABLE.

TABLE B-30. FEDERAL OBLIGATIONS TO UNIVERSITIES AND COLLEGES AND THE NUMBER OF RECIPIENT INSTITUTIONS, BY GEOGRAPHIC DIVISION, STATE, TYPE OF CONTROL, AND TYPE OF ACTIVITY: FY 1982

CONTINUED

(DOLLARS IN THOUSANDS)

GEOGRAPHIC DIVISION, STATE, AND TYPE OF CONTROL		TOTAL, ALL ACTIVITIES	ACADEMIC SCIENCE/ENGINEERING							NON- SCI/ENG
			TOTAL ACADEMIC SCI/ENG	RESEARCH AND DEVELOPMENT	R&D PLANT	FACIL FOR INSTR IN S&E 1/	FELLOWSHIPS TRNG GRANTS	GENERAL SUPPORT SCI/ENG	OTHER SCI/ENG	
SOUTH ATLANTIC, CONT'D										
PRIVATE INST'S	AMT	65,927	30,463	28,236	557	0	835	436	399	35,464
	NO.	37	9	7	1	0	4	2	2	36
GEORGIA										
PUBLIC INST'S	AMT	120,885	89,561	70,430	440	75	1,157	1,137	16,322	31,324
	NO.	33	12	9	1	1	9	8	4	32
PRIVATE INST'S	AMT	50,511	22,388	20,461	347	0	954	568	58	28,123
	NO.	35	10	8	1	0	6	2	1	34
MARYLAND										
PUBLIC INST'S	AMT	101,864	60,962	53,810	88	0	1,878	803	4,383	40,902
	NO.	31	15	10	1	0	11	5	4	29
PRIVATE INST'S	AMT	333,076	321,045	312,979	372	0	7,091	564	39	12,031
	NO.	22	3	1	1	0	3	1	1	22
NORTH CAROLINA										
PUBLIC INST'S	AMT	144,549	84,323	65,099	219	0	4,688	1,975	12,342	60,226
	NO.	65	16	13	1	0	8	11	5	64
PRIVATE INST'S	AMT	101,189	67,234	60,650	257	0	5,059	773	495	33,955
	NO.	49	7	4	1	0	5	3	1	49
SOUTH CAROLINA										
PUBLIC INST'S	AMT	56,844	29,306	21,624	0	0	527	591	6,564	27,538
	NO.	19	8	5	0	0	7	5	3	19
PRIVATE INST'S	AMT	22,668	893	177	0	0	317	399	0	21,775
	NO.	23	6	4	0	0	2	2	0	23
VIRGINIA										
PUBLIC INST'S	AMT	140,090	81,018	66,347	55	0	4,648	1,820	8,148	59,072
	NO.	35	12	8	1	0	11	7	8	35
PRIVATE INST'S	AMT	21,475	2,044	1,331	0	0	680	30	3	19,431
	NO.	28	7	5	0	0	4	1	1	28
WEST VIRGINIA										
PUBLIC INST'S	AMT	30,252	13,394	8,295	0	0	704	319	4,076	16,858
	NO.	17	7	2	0	0	6	2	3	17
PRIVATE INST'S	AMT	5,653	0	0	0	0	0	0	0	5,653
	NO.	10	0	0	0	0	0	0	0	10
EAST SOUTH CENTRAL, TOTAL										
PUBLIC INST'S	AMT	333,920	158,601	111,168	0	0	7,191	5,051	35,191	175,319
	NO.	92	34	31	0	0	29	20	15	92
PRIVATE INST'S	AMT	127,320	38,987	31,738	0	0	3,322	3,198	729	88,333
	NO.	110	18	8	0	0	9	10	5	110
ALABAMA										
PUBLIC INST'S	AMT	112,759	57,287	43,840	0	0	3,397	1,594	8,456	55,472
	NO.	36	9	8	0	0	9	5	4	36
PRIVATE INST'S	AMT	26,507	4,105	1,906	0	0	431	1,110	658	22,402
	NO.	21	6	4	0	0	2	4	1	21
KENTUCKY										
PUBLIC INST'S	AMT	63,252	31,588	20,475	0	0	1,047	693	9,373	31,664
	NO.	8	7	7	0	0	7	6	4	8
PRIVATE INST'S	AMT	17,867	74	51	0	0	0	0	23	17,793
	NO.	32	2	1	0	0	0	0	1	32
MISSISSIPPI										
PUBLIC INST'S	AMT	77,921	28,841	18,207	0	0	902	1,550	8,182	49,080
	NO.	24	9	7	0	0	5	4	4	24
PRIVATE INST'S	AMT	10,555	310	0	0	0	139	156	15	10,245
	NO.	14	1	0	0	0	1	1	1	14
TENNESSEE										
PUBLIC INST'S	AMT	79,988	40,885	28,646	0	0	1,845	1,214	9,180	39,103
	NO.	24	9	9	0	0	8	5	3	24
PRIVATE INST'S	AMT	72,391	34,498	29,781	0	0	2,752	1,932	33	37,893
	NO.	43	9	3	0	0	6	5	2	43
WEST SOUTH CENTRAL, TOTAL										
PUBLIC INST'S	AMT	503,692	297,124	241,388	1,073	0	11,452	6,248	36,963	206,508
	NO.	149	63	54	4	0	45	26	24	149
PRIVATE INST'S	AMT	128,401	64,240	59,179	0	0	3,193	1,748	120	64,161
	NO.	94	27	21	0	0	17	10	4	94
ARKANSAS										
PUBLIC INST'S	AMT	45,015	18,057	11,101	0	0	416	247	6,293	26,958
	NO.	17	9	8	0	0	6	3	3	17
PRIVATE INST'S	AMT	7,053	176	11	0	0	27	138	0	6,877
	NO.	13	2	1	0	0	1	1	0	13
LOUISIANA										
PUBLIC INST'S	AMT	78,136	33,845	25,479	291	0	645	899	6,531	44,291
	NO.	14	10	9	2	0	4	2	2	14
PRIVATE INST'S	AMT	23,423	10,134	8,996	0	0	453	685	0	13,289
	NO.	12	5	4	0	0	3	3	0	12

SEE FOOTNOTES AT END OF TABLE.

TABLE B-30. -- FEDERAL OBLIGATIONS TO UNIVERSITIES AND COLLEGES AND THE NUMBER OF RECIPIENT INSTITUTIONS, BY GEOGRAPHIC DIVISION, STATE, TYPE OF CONTROL, AND TYPE OF ACTIVITY: FY 1982

CONTINUED

(DOLLARS IN THOUSANDS)

GEOGRAPHIC DIVISION, STATE, AND TYPE OF CONTROL		TOTAL, ALL ACTIVITIES	ACADEMIC SCIENCE/ENGINEERING							NON- SCI/ENG
			TOTAL ACADEMIC SCI/ENG	RESEARCH AND DEVELOPMENT	R&D PLANT	FACIL FOR INSTR IN S&E 1/	FELLOWSHIPS TRINEESHIPS TRNG GRANTS	GENERAL SUPPORT SCI/ENG	OTHER SCI/ENG	
WEST SOUTH CENTRAL, CONT'D										
OKLAHOMA										
PUBLIC INST'S	AMT	59,823	30,921	21,701	0	0	841	589	7,790	28,902
	NO.	27	10	7	0	0	6	4	5	27
PRIVATE INST'S	AMT	9,280	1,334	1,094	0	0	54	186	0	7,946
	NO.	15	3	2	0	0	2	2	0	15
TEXAS										
PUBLIC INST'S	AMT	320,718	214,301	183,107	782	0	9,550	4,513	16,349	106,417
	NO.	91	34	30	2	0	29	17	14	91
PRIVATE INST'S	AMT	88,645	52,596	49,078	0	0	2,659	739	120	36,049
	NO.	54	17	14	0	0	11	4	4	54
MOUNTAIN, TOTAL										
PUBLIC INST'S	AMT	432,566	296,068	242,838	502	40	11,977	4,981	35,730	136,498
	NO.	94	39	25	3	1	31	20	20	93
PRIVATE INST'S	AMT	26,985	12,996	10,797	0	0	465	318	1,416	13,989
	NO.	37	6	5	0	0	3	4	1	37
ARIZONA										
PUBLIC INST'S	AMT	84,334	49,060	43,375	0	0	2,307	783	2,595	35,274
	NO.	19	6	3	0	0	6	3	3	19
PRIVATE INST'S	AMT	2,792	56	56	0	0	0	0	0	2,736
	NO.	9	1	1	0	0	0	0	0	9
COLORADO										
PUBLIC INST'S	AMT	108,905	78,129	68,525	150	0	5,094	1,024	3,336	30,776
	NO.	24	7	6	1	0	6	4	4	24
PRIVATE INST'S	AMT	14,986	10,395	8,614	0	0	290	75	1,416	4,591
	NO.	14	2	2	0	0	1	1	1	14
IDAHO										
PUBLIC INST'S	AMT	16,849	7,946	4,834	0	0	419	323	2,370	8,903
	NO.	6	3	2	0	0	3	1	2	6
PRIVATE INST'S	AMT	874	0	0	0	0	0	0	0	874
	NO.	2	0	0	0	0	0	0	0	2
MONTANA										
PUBLIC INST'S	AMT	20,557	10,568	7,445	0	0	611	235	2,277	9,989
	NO.	10	5	3	0	0	4	3	2	10
PRIVATE INST'S	AMT	1,772	0	0	0	0	0	0	0	1,772
	NO.	6	0	0	0	0	0	0	0	6
NEVADA										
PUBLIC INST'S	AMT	13,530	9,412	7,644	309	0	231	201	1,027	4,118
	NO.	8	4	4	1	0	2	2	1	7
PRIVATE INST'S	AMT	103	0	0	0	0	0	0	0	103
	NO.	1	0	0	0	0	0	0	0	1
NEW MEXICO										
PUBLIC INST'S	AMT	94,619	71,855	47,938	43	0	1,563	1,577	20,734	22,764
	NO.	10	6	3	1	0	5	4	3	10
PRIVATE INST'S	AMT	3,298	395	6	0	0	158	231	0	2,903
	NO.	2	2	1	0	0	1	2	0	2
UTAH										
PUBLIC INST'S	AMT	81,239	60,261	56,008	0	40	1,622	636	1,955	20,978
	NO.	9	4	3	0	1	3	2	2	9
PRIVATE INST'S	AMT	3,140	2,150	2,121	0	0	17	12	0	1,010
	NO.	3	1	1	0	0	1	1	0	3
WYOMING										
PUBLIC INST'S	AMT	12,533	8,837	7,069	0	0	130	202	1,436	3,696
	NO.	8	4	1	0	0	2	1	3	8
PACIFIC, TOTAL										
PUBLIC INST'S	AMT	993,433	683,551	613,062	3,173	534	31,702	9,999	25,081	309,882
	NO.	193	63	46	12	3	44	30	26	192
PRIVATE INST'S	AMT	307,660	233,678	219,623	283	0	11,348	1,246	1,178	73,982
	NO.	153	43	32	3	0	21	9	8	152
ALASKA										
PUBLIC INST'S	AMT	16,325	13,339	11,203	426	0	33	393	1,284	2,986
	NO.	4	3	3	1	0	1	2	1	4
PRIVATE INST'S	AMT	228	3	3	0	0	0	0	0	225
	NO.	2	1	1	0	0	0	0	0	2
CALIFORNIA										
PUBLIC INST'S	AMT	641,540	452,908	410,047	2,034	534	21,488	5,429	13,376	188,632
	NO.	129	39	28	8	3	28	18	19	128
PRIVATE INST'S	AMT	283,868	231,181	217,553	283	0	11,002	1,190	1,153	52,687
	NO.	113	30	21	3	0	14	7	7	112
HAWAII										
PUBLIC INST'S	AMT	39,320	27,977	24,493	158	0	734	741	1,851	11,343
	NO.	10	4	4	1	0	2	2	1	10
PRIVATE INST'S	AMT	1,830	0	0	0	0	0	0	0	1,830
	NO.	3	0	0	0	0	0	0	0	3

SEE FOOTNOTES AT END OF TABLE.

TABLE B-30. -- FEDERAL OBLIGATIONS TO UNIVERSITIES AND COLLEGES AND THE NUMBER OF RECIPIENT INSTITUTIONS, BY GEOGRAPHIC DIVISION, STATE, TYPE OF CONTROL, AND TYPE OF ACTIVITY: FY 1982

CONTINUED.

(DOLLARS IN THOUSANDS)

GEOGRAPHIC DIVISION, STATE, AND TYPE OF CONTROL		TOTAL, ALL ACTIVITIES	ACADEMIC SCIENCE/ENGINEERING							
			TOTAL ACADEMIC SCI/ENG	RESEARCH AND DEVELOPMENT	R&D PLANT	FACIL FOR INSTR IN S&E 1/	FELLOWSHIPS TRINEESHIPS TRNG GRANTS	GENERAL SUPPORT SCI/ENG	OTHER SCI/ENG	NON- SCI/ENG
PACIFIC, CONT'D										
OREGON										
PUBLIC INST'S	AMT	118,818	61,631	53,904	130	0	2,729	1,264	3,604	57,187
	NO.	19	9	6	1	0	7	4	3	19
PRIVATE INST'S	AMT	8,798	2,048	1,781	0	0	186	56	25	6,750
	NO.	20	7	5	0	0	5	2	1	20
WASHINGTON										
PUBLIC INST'S	AMT	177,430	127,696	113,415	425	0	6,718	2,172	4,966	49,734
	NO.	31	8	5	1	0	6	4	2	31
PRIVATE INST'S	AMT	12,936	446	286	0	0	160	0	0	12,490
	NO.	15	5	5	0	0	2	0	0	15
OUTLYING AREAS, TOTAL										
PUBLIC INST'S	AMT	56,254	20,666	11,587	22	68	487	1,040	7,462	35,588
	NO.	19	10	9	1	1	6	5	5	18
PRIVATE INST'S	AMT	90,084	875	0	0	0	405	443	27	89,209
	NO.	20	7	0	0	0	4	3	1	20
GUAM										
PUBLIC INST'S	AMT	5,379	1,669	987	0	0	123	30	529	3,710
	NO.	2	2	1	0	0	2	1	1	2
PUERTO RICO										
PUBLIC INST'S	AMT	45,381	16,011	8,576	22	68	349	967	6,029	29,370
	NO.	14	5	5	1	1	3	3	1	13
PRIVATE INST'S	AMT	90,084	875	0	0	0	405	443	27	89,209
	NO.	20	7	0	0	0	4	3	1	20
AMERICAN SAMOA										
PUBLIC INST'S	AMT	915	721	555	0	0	0	0	166	194
	NO.	1	1	1	0	0	0	0	1	1
VIRGIN ISLANDS										
PUBLIC INST'S	AMT	2,268	1,488	890	0	0	15	43	540	780
	NO.	1	1	1	0	0	1	1	1	1
TRUST TERRITORY PAC ISL										
PUBLIC INST'S	AMT	2,311	777	579	0	0	0	0	198	1,534
	NO.	1	1	1	0	0	0	0	1	1

1/ SEE TECHNICAL NOTES.

NOTE: TABLE INCLUDES DATA FROM 15 FEDERAL AGENCIES RESPONSIBLE FOR MORE THAN 95 PERCENT OF ALL FEDERAL OBLIGATIONS TO UNIVERSITIES AND COLLEGES.

SOURCE: NATIONAL SCIENCE FOUNDATION

TABLE B-31. — PERCENT DISTRIBUTION OF FEDERAL OBLIGATIONS TO PUBLIC AND PRIVATE UNIVERSITIES AND COLLEGES, BY GEOGRAPHIC DIVISION, STATE, TYPE OF CONTROL, AND TYPE OF ACTIVITY: FY 1982

GEOGRAPHIC DIVISION, STATE, AND TYPE OF CONTROL	TOTAL, ALL ACTIVITIES	ACADEMIC SCIENCE/ENGINEERING							
		TOTAL ACADEMIC SCI/ENG	RESEARCH AND DEVELOPMENT	R&D PLANT	FACIL FOR INSTR IN S&E 1/	FELLOWSHIPS TRINEESHIPS TRNG GRANTS	GENERAL SUPPORT SCI/ENG	OTHER SCI/ENG	NON- SCI/ENG
UNITED STATES, TOTAL	58.4	58.0	55.6	55.2	86.5	52.9	70.1	90.2	59.1
PUBLIC INST'S	41.6	42.0	44.4	44.8	13.5	47.1	29.9	9.8	40.9
NEW ENGLAND, TOTAL	24.4	18.4	17.1	13.9	0.0	12.3	34.0	79.8	38.4
PUBLIC INST'S	75.6	81.6	82.9	86.1	100.0	87.7	66.0	20.2	61.6
CONNECTICUT									
PUBLIC INST'S	27.7	24.7	23.5	0.0	0.0	20.5	48.2	84.4	37.0
PRIVATE INST'S	72.3	75.3	76.5	100.0	0.0	79.5	51.8	15.6	63.0
MAINE									
PUBLIC INST'S	79.6	95.4	93.6	0.0	0.0	95.6	100.0	100.0	74.5
PRIVATE INST'S	20.4	4.6	6.4	0.0	0.0	4.4	0.0	0.0	25.5
MASSACHUSETTS									
PUBLIC INST'S	14.1	8.3	7.9	0.0	0.0	4.1	16.1	57.7	30.6
PRIVATE INST'S	85.9	91.7	92.1	100.0	100.0	95.9	83.9	42.3	69.4
NEW HAMPSHIRE									
PUBLIC INST'S	46.0	44.3	40.1	0.0	0.0	45.7	25.6	95.9	47.9
PRIVATE INST'S	54.0	55.7	59.9	0.0	0.0	54.3	74.4	4.1	52.1
RHODE ISLAND									
PUBLIC INST'S	43.2	46.3	43.9	100.0	0.0	14.2	41.2	94.0	39.1
PRIVATE INST'S	56.8	53.7	56.1	0.0	0.0	85.8	58.8	6.0	60.9
VERMONT									
PUBLIC INST'S	76.7	99.2	99.6	0.0	0.0	88.7	100.0	98.2	47.2
PRIVATE INST'S	23.3	0.8	0.4	0.0	0.0	11.3	0.0	1.8	52.8
MIDDLE ATLANTIC, TOTAL									
PUBLIC INST'S	36.2	28.0	27.6	14.4	0.0	22.4	52.6	37.4	49.2
PRIVATE INST'S	63.8	72.0	72.4	85.6	100.0	77.6	47.4	62.6	50.8
NEW JERSEY									
PUBLIC INST'S	61.7	53.0	51.9	0.0	0.0	36.2	79.0	88.8	69.4
PRIVATE INST'S	38.3	47.0	48.1	100.0	0.0	63.8	21.0	11.2	30.6
NEW YORK									
PUBLIC INST'S	25.6	15.7	16.0	16.6	0.0	13.7	50.0	1.2	43.4
PRIVATE INST'S	74.4	84.3	84.0	83.4	100.0	86.3	50.0	98.8	56.6
PENNSYLVANIA									
PUBLIC INST'S	48.0	46.5	44.5	3.9	0.0	39.8	52.3	93.2	50.4
PRIVATE INST'S	52.0	53.5	55.5	96.1	0.0	60.2	47.7	6.8	49.6
EAST NORTH CENTRAL, TOTAL									
PUBLIC INST'S	72.0	74.5	72.7	92.7	0.0	67.9	82.9	97.1	68.3
PRIVATE INST'S	28.0	25.5	27.3	7.3	100.0	32.1	17.1	2.9	31.7
ILLINOIS									
PUBLIC INST'S	52.2	49.5	47.3	75.0	0.0	36.7	67.5	98.3	57.0
PRIVATE INST'S	47.8	50.5	52.7	25.0	0.0	63.3	32.5	1.7	43.0
INDIANA									
PUBLIC INST'S	81.5	90.6	90.3	36.7	0.0	85.8	91.4	99.3	67.0
PRIVATE INST'S	18.5	9.4	9.7	63.3	100.0	14.2	8.6	0.7	33.0
MICHIGAN									
PUBLIC INST'S	90.3	99.5	99.4	100.0	0.0	100.0	100.0	100.0	79.0
PRIVATE INST'S	9.7	0.5	0.6	0.0	0.0	0.0	0.0	0.0	21.0
OHIO									
PUBLIC INST'S	62.7	61.8	58.5	90.9	0.0	60.5	85.3	90.2	63.7
PRIVATE INST'S	37.3	38.2	41.5	9.1	0.0	39.5	14.7	9.8	36.3
WISCONSIN									
PUBLIC INST'S	86.9	91.2	90.5	81.4	0.0	95.5	71.9	99.0	78.9
PRIVATE INST'S	13.1	8.8	9.5	18.6	0.0	4.5	28.1	1.0	21.1
WEST NORTH CENTRAL, TOTAL									
PUBLIC INST'S	72.7	78.9	76.3	100.0	0.0	69.3	83.4	99.5	64.8
PRIVATE INST'S	27.3	21.1	23.7	0.0	0.0	30.7	16.6	0.5	35.2
IOWA									
PUBLIC INST'S	79.0	99.5	99.9	0.0	0.0	94.0	100.0	99.6	52.2
PRIVATE INST'S	21.0	0.5	0.1	0.0	0.0	6.0	0.0	0.4	47.8
KANSAS									
PUBLIC INST'S	87.5	100.0	100.0	0.0	0.0	100.0	100.0	100.0	75.2
PRIVATE INST'S	12.5	0.0	0.0	0.0	0.0	0.0	0.0	0.0	24.8
MINNESOTA									
PUBLIC INST'S	88.3	99.1	99.0	100.0	0.0	98.5	99.8	100.0	70.1
PRIVATE INST'S	11.7	0.9	1.0	0.0	0.0	1.5	0.2	0.0	29.9
MISSOURI									
PUBLIC INST'S	42.2	32.7	25.5	100.0	0.0	28.1	48.6	98.2	58.2
PRIVATE INST'S	57.8	67.3	74.5	0.0	0.0	71.9	51.4	1.8	41.8

SEE FOOTNOTES AT END OF TABLE.

TABLE B-31. -- PERCENT DISTRIBUTION OF FEDERAL OBLIGATIONS TO PUBLIC AND PRIVATE UNIVERSITIES AND COLLEGES, BY GEOGRAPHIC DIVISION, STATE, TYPE OF CONTROL, AND TYPE OF ACTIVITY: FY 1982

CONTINUED

GEOGRAPHIC DIVISION, STATE, AND TYPE OF CONTROL	TOTAL, ALL ACTIVITIES	ACADEMIC SCIENCE/ENGINEERING							
		TOTAL ACADEMIC SCI/ENG	RESEARCH AND DEVELOPMENT	R&D PLANT	FACIL FOR INSTR IN S&E 1/	FELLOWSHIPS TRINEESHIPS TRNG GRANTS	GENERAL SUPPORT SCI/ENG	OTHER SCI/ENG	NON- SCI/ENG
WEST NORTH CENTRAL, CONT'D									
NEBRASKA									
PUBLIC INST'S	78.5	96.1	95.5	0.0	0.0	88.0	89.2	100.0	63.4
PRIVATE INST'S	21.5	3.9	4.5	0.0	0.0	12.0	10.8	0.0	36.6
NORTH DAKOTA									
PUBLIC INST'S	90.4	100.0	100.0	0.0	0.0	100.0	100.0	100.0	83.2
PRIVATE INST'S	9.6	0.0	0.0	0.0	0.0	0.0	0.0	0.0	16.8
SOUTH DAKOTA									
PUBLIC INST'S	77.5	98.7	98.4	0.0	0.0	83.4	100.0	100.0	68.9
PRIVATE INST'S	22.5	1.3	1.6	0.0	0.0	16.6	0.0	0.0	31.1
SOUTH ATLANTIC, TOTAL									
PUBLIC INST'S	45.5	47.0	43.0	35.2	100.0	48.1	57.8	96.0	43.5
PRIVATE INST'S	54.5	53.0	57.0	64.8	0.0	51.9	42.2	4.0	56.5
DELAWARE									
PUBLIC INST'S	91.9	100.0	100.0	0.0	0.0	100.0	100.0	100.0	77.1
PRIVATE INST'S	8.1	0.0	0.0	0.0	0.0	0.0	0.0	0.0	22.9
DISTRICT OF COLUMBIA									
PUBLIC INST'S	2.2	4.9	2.6	0.0	0.0	7.0	7.1	39.1	1.6
PRIVATE INST'S	97.8	95.1	97.4	0.0	0.0	93.0	92.9	60.9	98.4
FLORIDA									
PUBLIC INST'S	67.0	68.8	66.8	5.3	0.0	73.7	81.0	94.0	65.2
PRIVATE INST'S	33.0	31.2	33.2	94.7	0.0	26.3	19.0	6.0	34.8
GEORGIA									
PUBLIC INST'S	70.5	80.0	77.5	55.9	100.0	54.8	66.7	99.6	52.7
PRIVATE INST'S	29.5	20.0	22.5	44.1	0.0	45.2	33.3	0.4	47.3
MARYLAND									
PUBLIC INST'S	23.4	16.0	14.7	19.1	0.0	20.9	58.7	99.1	77.3
PRIVATE INST'S	76.6	84.0	85.3	80.9	0.0	79.1	41.3	0.9	22.7
NORTH CAROLINA									
PUBLIC INST'S	58.8	55.6	51.8	46.0	0.0	48.1	71.9	96.1	63.9
PRIVATE INST'S	41.2	44.4	48.2	54.0	0.0	51.9	28.1	3.9	36.1
SOUTH CAROLINA									
PUBLIC INST'S	71.5	97.0	99.2	0.0	0.0	62.4	59.7	100.0	55.8
PRIVATE INST'S	28.5	3.0	0.8	0.0	0.0	37.6	40.3	0.0	44.2
VIRGINIA									
PUBLIC INST'S	86.7	97.5	98.0	100.0	0.0	87.2	98.4	100.0	75.2
PRIVATE INST'S	13.3	2.5	2.0	0.0	0.0	12.8	1.6	0.0	24.8
WEST VIRGINIA									
PUBLIC INST'S	84.2	100.0	100.0	0.0	0.0	100.0	100.0	100.0	74.9
PRIVATE INST'S	15.8	0.0	0.0	0.0	0.0	0.0	0.0	0.0	25.1
EAST SOUTH CENTRAL, TOTAL									
PUBLIC INST'S	72.4	80.3	77.8	0.0	0.0	68.4	61.2	98.0	66.5
PRIVATE INST'S	27.6	19.7	22.2	0.0	0.0	31.6	38.8	2.0	33.5
ALABAMA									
PUBLIC INST'S	81.0	93.3	95.8	0.0	0.0	88.7	58.9	92.8	71.2
PRIVATE INST'S	19.0	6.7	4.2	0.0	0.0	11.3	41.1	7.2	28.8
KENTUCKY									
PUBLIC INST'S	78.0	99.8	99.8	0.0	0.0	100.0	100.0	99.8	64.0
PRIVATE INST'S	22.0	0.2	0.2	0.0	0.0	0.0	0.0	0.2	36.0
MISSISSIPPI									
PUBLIC INST'S	88.1	98.9	100.0	0.0	0.0	86.6	90.8	99.8	82.7
PRIVATE INST'S	11.9	1.1	0.0	0.0	0.0	13.4	9.2	0.2	17.3
TENNESSEE									
PUBLIC INST'S	52.5	54.2	49.0	0.0	0.0	40.1	38.6	99.6	50.8
PRIVATE INST'S	47.5	45.8	51.0	0.0	0.0	59.9	61.4	0.4	49.2
WEST SOUTH CENTRAL, TOTAL									
PUBLIC INST'S	79.7	82.2	80.3	100.0	0.0	78.2	78.1	99.7	76.3
PRIVATE INST'S	20.3	17.8	19.7	0.0	0.0	21.8	21.9	0.3	23.7
ARKANSAS									
PUBLIC INST'S	86.4	99.0	99.9	0.0	0.0	93.9	64.2	100.0	79.7
PRIVATE INST'S	13.6	1.0	0.1	0.0	0.0	6.1	35.8	0.0	20.3
LOUISIANA									
PUBLIC INST'S	76.9	77.0	73.9	100.0	0.0	58.7	56.8	100.0	76.9
PRIVATE INST'S	23.1	23.0	26.1	0.0	0.0	41.3	43.2	0.0	23.1
OKLAHOMA									
PUBLIC INST'S	86.6	95.9	95.2	0.0	0.0	94.0	76.0	100.0	78.4
PRIVATE INST'S	13.4	4.1	4.8	0.0	0.0	6.0	24.0	0.0	21.6
TEXAS									
PUBLIC INST'S	78.3	80.3	78.9	100.0	0.0	78.2	85.9	99.3	74.7
PRIVATE INST'S	21.7	19.7	21.1	0.0	0.0	21.8	14.1	0.7	25.3

SEE FOOTNOTES AT END OF TABLE.

TABLE B-31. -- PERCENT DISTRIBUTION OF FEDERAL OBLIGATIONS TO PUBLIC AND PRIVATE UNIVERSITIES AND COLLEGES, BY GEOGRAPHIC DIVISION, STATE, TYPE OF CONTROL, AND TYPE OF ACTIVITY: FY 1982

CONTINUED

GEOGRAPHIC DIVISION, STATE, AND TYPE OF CONTROL	TOTAL, ALL ACTIVITIES	ACADEMIC SCIENCE/ENGINEERING							NON- SCI/ENG
		TOTAL ACADEMIC SCI/ENG	RESEARCH AND DEVELOPMENT	R&D PLANT	FACIL FOR INSTR IN S&E 1/	FELLOWSHIPS TRNEESHIPS TRNG GRANTS	GENERAL SUPPORT SCI/ENG	OTHER SCI/ENG	
MOUNTAIN, TOTAL									
PUBLIC INST'S	94.1	95.8	95.7	100.0	100.0	96.3	94.0	96.2	90.7
PRIVATE INST'S	5.9	4.2	4.3	0.0	0.0	8.7	6.0	3.8	9.3
ARIZONA									
PUBLIC INST'S	96.8	99.9	99.9	0.0	0.0	100.0	100.0	100.0	92.8
PRIVATE INST'S	3.2	0.1	0.1	0.0	0.0	0.0	0.0	0.0	7.2
COLORADO									
PUBLIC INST'S	87.9	88.2	88.8	100.0	0.0	94.6	93.2	70.2	87.0
PRIVATE INST'S	12.1	11.8	11.2	0.0	0.0	5.4	6.8	29.8	13.0
IDAHO									
PUBLIC INST'S	95.1	100.0	100.0	0.0	0.0	100.0	100.0	100.0	91.1
PRIVATE INST'S	4.9	0.0	0.0	0.0	0.0	0.0	0.0	0.0	8.9
MONTANA									
PUBLIC INST'S	7.1	100.0	100.0	0.0	0.0	100.0	100.0	100.0	84.9
PRIVATE INST'S	7.9	0.0	0.0	0.0	0.0	0.0	0.0	0.0	15.1
NEVADA									
PUBLIC INST'S	99.2	100.0	100.0	100.0	0.0	100.0	100.0	100.0	97.6
PRIVATE INST'S	0.8	0.0	0.0	0.0	0.0	0.0	0.0	0.0	2.4
NEW MEXICO									
PUBLIC INST'S	96.6	99.4	100.0	100.0	0.0	90.8	87.2	100.0	88.7
PRIVATE INST'S	3.4	0.6	0.0	0.0	0.0	9.2	12.8	0.0	11.3
UTAH									
PUBLIC INST'S	96.2	96.6	96.4	0.0	100.0	99.0	98.1	100.0	95.4
PRIVATE INST'S	3.8	3.4	3.6	0.0	0.0	1.0	1.9	0.0	4.6
WYOMING									
PUBLIC INST'S	100.0	100.0	100.0	0.0	0.0	100.0	100.0	100.0	100.0
PACIFIC, TOTAL									
PUBLIC INST'S	76.4	74.5	73.6	91.8	100.0	73.6	88.9	95.5	80.7
PRIVATE INST'S	23.6	25.5	26.4	8.2	0.0	26.4	11.1	4.5	19.3
ALASKA									
PUBLIC INST'S	98.6	100.0	100.0	100.0	0.0	100.0	100.0	100.0	93.0
PRIVATE INST'S	1.4	0.0	0.0	0.0	0.0	0.0	0.0	0.0	7.0
CALIFORNIA									
PUBLIC INST'S	69.3	66.2	65.3	87.8	100.0	66.1	82.0	92.1	78.2
PRIVATE INST'S	30.7	33.8	34.7	12.2	0.0	33.9	18.0	7.9	21.8
HAWAII									
PUBLIC INST'S	95.6	100.0	100.0	100.0	0.0	100.0	100.0	100.0	86.1
PRIVATE INST'S	4.4	0.0	0.0	0.0	0.0	0.0	0.0	0.0	13.9
OREGON									
PUBLIC INST'S	93.1	96.8	96.8	100.0	0.0	93.6	95.8	99.3	89.4
PRIVATE INST'S	6.9	3.2	3.2	0.0	0.0	6.4	4.2	0.7	10.6
WASHINGTON									
PUBLIC INST'S	93.2	99.6	99.7	100.0	0.0	97.7	100.0	100.0	79.9
PRIVATE INST'S	6.8	0.4	0.3	0.0	0.0	2.3	0.0	0.0	20.1
OUTLYING AREAS, TOTAL									
PUBLIC INST'S	38.4	95.9	100.0	100.0	100.0	54.6	70.1	99.6	28.5
PRIVATE INST'S	61.6	4.1	0.0	0.0	0.0	45.4	29.9	0.4	71.5
GUAM									
PUBLIC INST'S	100.0	100.0	100.0	0.0	0.0	100.0	100.0	100.0	100.0
PUERTO RICO									
PUBLIC INST'S	33.5	94.8	100.0	100.0	100.0	46.3	68.6	99.6	24.8
PRIVATE INST'S	66.5	5.2	0.0	0.0	0.0	53.7	31.4	0.4	75.2
AMERICAN SAMOA									
PUBLIC INST'S	100.0	100.0	100.0	0.0	0.0	0.0	0.0	100.0	100.0
VIRGIN ISLANDS									
PUBLIC INST'S	100.0	100.0	100.0	0.0	0.0	100.0	100.0	100.0	100.0
TRUST TERRITORY PAC ISL									
PUBLIC INST'S	100.0	100.0	100.0	0.0	0.0	0.0	0.0	100.0	100.0

1/ SEE TECHNICAL NOTES.

NOTE: TABLE INCLUDES DATA FROM 15 FEDERAL AGENCIES RESPONSIBLE FOR MORE THAN 95 PERCENT OF ALL FEDERAL OBLIGATIONS TO UNIVERSITIES AND COLLEGES.

SOURCE: NATIONAL SCIENCE FOUNDATION

TABLE B-32. -- FEDERAL OBLIGATIONS TO THE 100 PUBLIC UNIVERSITIES AND COLLEGES RECEIVING THE LARGEST AMOUNTS, BY AGENCY: FY 1982

(DOLLARS IN THOUSANDS)

RANK	INSTITUTION (RANKED BY TOTAL FEDERAL OBLIGATIONS)	TOTAL	USDA	COM	DOD	ED	DOE	EPA	HHS	INT	NASA	NSF	OTHER*
	TOTAL, ALL INSTITUTIONS	5,083,117	499,956	31,428	390,352	1,906,714	168,152	64,332	1,397,219	23,890	112,644	421,930	66,500
1	UNIVERSITY OF WASHINGTON	128,197	760	378	14,670	16,383	6,177	965	68,675	337	1,928	17,658	266
2	UNIVERSITY OF MINNESOTA	109,957	13,131	709	4,425	16,587	3,827	1,681	56,636	466	1,583	10,842	70
3	UNIV OF CAL LOS ANGELES	108,118	232	36	5,886	9,744	10,962	1,467	63,490	60	3,437	12,754	50
4	UNIV OF CAL SAN DIEGO	107,869	342	0	16,670	9,005	2,616	70	36,746	0	7,993	34,421	6
5	UNIVERSITY OF MICHIGAN	100,432	524	803	7,139	10,445	5,716	1,600	50,392	23	3,987	11,917	7,886
6	UNIV OF WIS-MADISON	100,091	12,972	1,631	5,661	1,539	8,780	0	49,045	178	3,604	16,048	633
7	UNIV OF CAL SAN FRANCISCO	84,053	161	0	2,463	5	2,372	95	76,912	5	728	1,312	0
8	UNIV OF CAL BERKELEY	82,943	3,057	152	15,577	10,885	2,334	329	24,191	174	4,677	19,902	1,665
9	UNIV OF ILL URBANA	81,644	14,554	0	11,679	7,782	6,643	3,315	12,940	110	1,291	20,592	2,638
10	PENNSYLVANIA STATE UNIV	80,771	16,523	234	20,168	17,258	2,401	577	14,171	275	2,148	6,519	497
	TOTAL 1ST 10 INSTITUTIONS	984,075	62,256	3,943	104,338	99,633	51,828	10,099	453,198	1,628	31,476	151,965	13,711
11	MICHIGAN STATE UNIVERSITY	63,792	14,079	83	1,996	12,550	6,972	117	14,182	748	718	8,093	4,254
12	OHIO STATE UNIVERSITY	62,759	15,711	373	6,592	9,066	2,354	1,024	12,741	283	1,484	6,074	7,057
13	UNIVERSITY OF COLORADO	59,232	129	1,674	3,544	8,632	3,492	376	31,073	288	3,565	6,448	11
14	UNIV OF NC AT CHAPEL HILL	57,328	136	299	2,057	8,408	653	3,321	38,450	0	87	3,661	256
15	UNIVERSITY OF FLORIDA	55,872	11,480	30	3,839	12,306	1,008	960	15,891	210	871	4,415	4,862
16	PURDUE UNIVERSITY	55,783	12,448	203	4,712	8,081	3,775	245	10,125	0	3,164	10,408	2,362
17	UNIVERSITY OF PITTSBURGH	52,897	172	193	2,958	12,063	1,783	705	29,555	0	978	4,395	95
18	GEORGIA INSTITUTE OF TECH	50,370	22	120	42,239	0	950	381	1,933	280	1,461	2,562	422
19	TEXAS A & M UNIVERSITY	49,906	25,637	2,049	4,194	129	1,899	566	3,353	162	2,789	6,238	2,890
20	UNIVERSITY OF UTAH	49,621	50	0	4,059	4,560	4,132	552	28,408	1,393	532	5,935	0
	TOTAL 1ST 20 INSTITUTIONS	1,541,635	142,120	8,967	180,528	175,428	78,846	18,346	638,909	5,252	47,125	210,194	35,920
21	INDIANA UNIVERSITY	49,340	108	0	1,102	15,831	1,721	255	18,759	0	253	10,496	815
22	UNIVERSITY OF ARIZONA	49,136	4,989	296	4,705	6,496	1,103	651	19,123	289	3,756	6,922	806
23	UNIV OF TEXAS AT AUSTIN	48,452	274	0	17,672	819	10,610	0	8,092	150	2,816	7,210	809
24	UNIVERSITY OF IOWA	48,013	73	30	2,686	6,021	110	476	33,099	0	3,253	2,265	0
25	NEW MEXICO STATE UNIV	47,281	4,469	0	1,251	5,336	1,046	303	898	110	1,986	800	1,082
26	OREGON STATE UNIVERSITY	43,198	9,057	3,618	5,587	5,085	731	1,389	4,686	842	533	8,052	3,618
27	UNIV OF CAL DAVIS	39,999	4,849	0	423	4,069	4,294	691	17,474	283	298	4,418	3,200
28	UNIV ALABAMA BIRMINGHAM	39,665	131	0	308	6,111	0	118	32,390	0	83	424	100
29	UNIVERSITY OF CINCINNATI	39,245	0	0	1,295	6,216	255	6,344	22,885	0	697	1,533	20
30	UNIV OF MD COLLEGE PARK	38,477	7,307	547	7,157	5,920	4,103	26	1,707	125	4,820	6,657	108
	TOTAL 1ST 30 INSTITUTIONS	1,984,441	173,377	13,458	252,714	237,332	102,819	28,599	798,022	7,051	65,620	258,971	46,478
31	UNIVERSITY OF NEW MEXICO	35,320	29	75	16,312	7,135	1,363	54	8,392	37	638	1,283	2
32	RUTGERS THE ST UNIV OF NJ	35,023	6,107	75	1,558	13,239	462	199	7,705	167	74	5,355	82
33	UNIVERSITY OF CONNECTICUT	34,968	2,862	290	2,359	4,599	759	0	20,498	110	320	3,121	50
34	UNIVERSITY OF VIRGINIA	34,205	221	50	2,429	4,683	2,893	285	18,700	162	832	3,950	0
35	SUNY AT ALBANY	33,848	444	528	3,132	22,176	361	532	3,159	92	312	2,876	236
36	VIRGINIA COMMONWLTN UNIV	33,842	0	0	897	13,616	45	0	18,624	0	276	361	23
37	THE OREG HLTH SCI UNIV	33,744	0	0	98	0	0	0	33,559	0	41	46	0
38	UNIVERSITY OF KENTUCKY	33,241	13,586	50	613	8,781	449	469	7,002	260	350	1,504	177
39	N C STATE UNIV AT RALEIGH	32,744	17,872	30	1,964	3,283	1,026	2,705	2,271	160	804	2,489	140
40	UNIVERSITY OF GEORGIA	32,348	14,619	900	502	4,252	3,566	389	3,955	43	372	3,721	29
	TOTAL 1ST 40 INSTITUTIONS	2,323,724	229,117	15,456	282,578	319,096	113,743	33,232	921,887	8,082	69,639	283,677	47,217
41	LOUISIANA STATE UNIV	30,987	9,427	1,370	1,379	1,312	1,309	0	11,182	273	196	1,814	2,725
42	UNIV OF MISSOURI COLUMBIA	30,507	13,113	75	1,265	4,859	296	308	8,731	119	173	1,568	0
43	COLORADO STATE UNIVERSITY	30,335	7,276	607	2,546	3,691	1,550	1,157	5,169	1,478	862	5,276	723
44	TEMPLE UNIVERSITY	28,754	6	42	397	10,687	40	307	15,821	0	16	1,345	93
45	UNIV OF HAWAII-MANOA	28,278	3,666	0	6,161	0	1,547	0	7,969	271	4,258	4,099	307
46	U TEX HLTH SCI CTR DALLAS	28,169	0	0	0	88	0	0	27,556	0	187	338	0
47	U TENNESSEE KNOXVILLE	28,001	12,956	125	2,189	84	5,944	38	4,009	0	1,043	1,376	237
48	UNIV OF CAL IRVINE	27,514	81	0	2,892	2,619	3,508	273	13,691	38	416	3,768	233
49	VA POLYTECH INST & ST U	26,871	11,644	73	4,238	0	1,660	107	1,983	1,536	2,200	3,135	295
50	SUNY AT STONY BROOK	26,381	0	0	71	1,455	2,092	0	14,490	0	781	7,492	0
	TOTAL 1ST 50 INSTITUTIONS	2,609,521	287,286	17,748	303,716	343,891	131,689	35,422	1,032,488	11,192	79,771	313,888	51,830

SEE FOOTNOTES AT END OF TABLE.

TABLE B-32. --- FEDERAL OBLIGATIONS TO THE 100 PUBLIC UNIVERSITIES AND COLLEGES RECEIVING THE LARGEST AMOUNTS, BY AGENCY: FY 1982

CONTINUED

(DOLLARS IN THOUSANDS)

INSTITUTION (RANKED BY TOTAL FEDERAL OBLIGATIONS)		TOTAL	USDA	COM	DOD	ED	DOE	EPA	HHS	INT	NASA	NSF	OTHER*
51	UNIV OF MD BALT PROF SCH	26,350	55	0	2,830	363	344	558	21,611	0	39	550	0
52	IOWA ST U OF SCI & TECH	24,812	14,720	197	563	4,661	345	191	1,690	264	382	1,799	0
53	WASHINGTON STATE UNIV	24,083	8,403	100	1,211	4,511	597	575	3,440	111	232	2,763	2,140
54	UTAH STATE UNIVERSITY	23,772	3,882	0	9,790	6,134	67	7	625	177	1,439	1,651	0
55	UNIVERSITY OF KANSAS	23,665	174	15	1,468	5,983	218	7	12,013	0	1,730	1,981	76
56	UNIV OF CAL SANTA BARBARA	23,532	0	0	2,761	9,887	1,291	411	3,023	38	555	5,566	0
57	U P R - REGIONAL COL ADMN	22,426	0	0	0	22,426	0	0	0	0	0	0	0
58	WAYNE STATE UNIVERSITY	22,238	0	0	865	6,842	294	153	12,108	20	56	1,841	59
59	UNIV OF MASS AT AMHERST	21,913	5,486	75	4,907	0	979	56	2,950	156	631	6,588	85
60	UNIV OF NEBRASKA-LINCOLN	21,651	7,855	0	560	5,412	423	94	1,313	117	233	1,749	3,895
TOTAL 1ST 60 INSTITUTIONS		2,843,963	327,861	18,135	328,671	410,110	136,247	37,474	1,091,261	12,675	85,068	338,376	58,085
61	MISSISSIPPI STATE UNIV	21,327	12,451	0	567	4,927	2,240	399	155	112	323	111	42
62	OKLAHOMA STATE UNIVERSITY	21,295	8,357	18	3,368	5,475	209	639	464	122	1,745	898	0
63	UNIV OF RHODE ISLAND	21,081	2,178	1,953	3,000	4,221	189	1,671	951	112	25	6,781	0
64	UNIVERSITY OF OREGON MAIN	19,853	80	0	658	10,506	326	0	5,217	0	87	2,884	95
65	SUNY AT BUFFALO	19,586	0	0	426	1,422	206	0	13,775	0	383	3,374	0
66	FLORIDA STATE UNIVERSITY	19,540	40	289	5,276	4,970	1,608	746	2,783	0	536	3,207	85
67	KANS ST U - AG & APP SCI	18,427	8,079	0	1,004	4,566	662	0	1,929	110	383	1,614	80
68	AUBURN UNIVERSITY	17,892	12,027	75	894	2,867	523	188	606	143	59	120	390
69	UNIVERSITY OF OKLAHOMA	17,573	66	0	1,674	3,810	1,919	2,678	5,501	225	222	1,276	202
70	WEST VIRGINIA UNIVERSITY	17,039	7,017	0	238	4,494	1,036	390	2,559	260	0	1,015	30
TOTAL 1ST 70 INSTITUTIONS		3,037,576	378,156	20,470	345,776	457,368	145,165	44,185	1,125,201	13,759	88,831	359,656	59,009
71	UNIV OF ILL MED CTR CHGO	16,564	0	0	0	291	0	157	16,024	0	0	92	0
72	UNIV OF SOUTH CAROLINA	16,537	0	95	374	8,763	365	19	3,765	0	30	3,096	30
73	U TEX HLTH SCI CTR S ANTO	16,313	0	0	0	109	0	28	15,792	0	85	299	0
74	UNIV OF VT & ST AGRIC COL	16,215	3,259	0	410	41	0	117	11,390	110	125	763	0
75	ARIZONA STATE UNIVERSITY	16,126	55	0	1,304	7,935	487	0	1,566	21	1,472	3,274	12
76	U TEX HLTH SCI CTR HOUSTN	16,100	0	0	0	34	224	447	14,789	0	185	424	0
77	U TEXAS SYSTEM CANCER CTR	15,913	0	0	0	0	0	0	15,898	15	0	0	0
78	COL OF MED & DENT OF N J	14,857	0	0	454	294	0	120	13,348	0	0	641	0
79	UNIV OF ILL CHICAGO CIR	14,845	0	193	2,732	5,854	293	754	2,586	0	18	2,333	82
80	UNIV OF MAINE ORONO	14,001	4,279	0	0	6,950	218	47	443	111	60	1,851	42
TOTAL 1ST 80 INSTITUTIONS		3,195,047	385,749	20,758	351,050	487,639	146,752	45,874	1,220,802	14,016	90,806	372,426	59,175
81	CLEMSON UNIVERSITY	13,705	9,678	0	1,141	1,690	226	44	298	120	91	417	0
82	SOUTHERN ILL U-CARBONDALE	12,262	121	0	0	8,046	1,623	150	1,857	156	216	93	0
83	U TEX MED BRNCH GALVESTON	12,074	0	0	82	105	0	355	11,122	0	258	152	0
84	MONTANA STATE UNIVERSITY	11,907	4,130	0	422	3,558	117	824	769	122	107	1,443	415
85	UNIVERSITY OF DELAWARE	11,895	2,368	440	776	2,778	421	154	1,708	125	177	2,781	167
86	UNIV OF CAL RIVERSIDE	11,865	1,481	0	262	1,065	1,576	699	3,535	0	502	2,488	257
87	UNIV OF ALASKA FAIRBANKS	11,406	1,496	0	1,026	1,060	567	0	99	260	1,298	5,590	10
88	SOUTHERN U & A&M COLLEGE	11,367	1,543	0	94	9,194	0	0	536	0	0	0	0
89	UNIVERSITY OF WYOMING	11,161	2,818	35	428	2,407	870	664	687	1,167	326	1,754	5
90	UNIV OF SOUTH ALABAMA	10,962	0	0	0	6,976	0	150	3,737	0	0	99	0
TOTAL 1ST 90 INSTITUTIONS		3,313,651	409,384	21,233	355,281	524,518	152,152	48,914	1,245,150	15,966	93,781	387,243	60,029
91	UNIV TENN CTR HEALTH SCI	10,923	0	0	26	306	49	0	10,393	0	35	69	45
92	UNIV OF NEW HAMPSHIRE	10,826	2,808	0	514	2,521	300	58	603	110	2,709	1,202	1
93	UNIVERSITY OF N DAKOTA	10,650	1,189	0	135	4,498	1,091	0	2,151	1,290	10	200	86
94	U MASS-MED SCHL WORCESTER	10,631	0	0	260	0	0	71	9,840	0	0	460	0
95	WAYNE COUNTY CMTY COLLEGE	10,539	0	0	0	10,539	0	0	0	0	0	0	0
96	UNIVERSITY OF MISSISSIPPI	10,394	195	88	724	2,302	25	112	6,174	150	0	624	0
97	JACKSON STATE UNIVERSITY	10,374	31	0	402	8,181	0	14	1,250	0	68	428	0
98	UNIVERSITY OF IDAHO	10,317	5,579	190	47	2,828	58	219	396	641	43	316	0
99	MIAMI-DADE CMTY COLLEGE	10,288	0	0	0	10,288	0	0	0	0	0	0	0
100	NORFOLK STATE UNIVERSITY	10,026	0	0	0	9,522	0	0	482	0	22	0	0
TOTAL 1ST 100 INSTITUTIONS		3,418,619	419,186	21,511	357,389	575,503	153,675	49,388	1,276,439	18,157	96,668	390,542	60,161

* INCLUDES DOT, AID, HUD, LABOR, AND NRC.

SOURCE: NATIONAL SCIENCE FOUNDATION

TABLE B-33. -- FEDERAL OBLIGATIONS TO THE 100 PRIVATE UNIVERSITIES AND COLLEGES RECEIVING THE LARGEST AMOUNTS, BY AGENCY: FY 1982

(DOLLARS IN THOUSANDS)

RANK	INSTITUTION (RANKED BY TOTAL FEDERAL OBLIGATIONS)	TOTAL	USDA	COM	DOD	ED	DOE	EPA	HHS	INT	NASA	NSF	OTHER*
	TOTAL, ALL INSTITUTIONS	3,619,263	32,172	8,532	493,842	1,319,686	127,099	21,065	1,227,675	4,592	64,293	306,090	14,217
1	JOHNS HOPKINS UNIVERSITY	327,090	128	173	235,993	3,450	2,747	686	71,694	0	1,172	5,948	5,099
2	HOWARD UNIVERSITY	177,553	70	0	1,279	164,786	80	113	9,211	0	1,098	592	324
3	MASS INST OF TECHNOLOGY	164,182	544	2,104	40,190	3,852	41,740	612	32,700	614	9,589	31,829	408
4	STANFORD UNIVERSITY	137,314	62	15	29,660	4,924	5,205	1,863	60,066	239	8,857	26,383	48
5	CORNELL UNIVERSITY	107,846	17,226	97	7,677	8,594	2,719	1,452	35,434	381	2,013	32,178	75
6	HARVARD UNIVERSITY	104,442	54	0	3,560	5,660	3,728	1,714	71,358	44	4,381	13,897	46
7	COLUMBIA UNIV MAIN DIV	97,892	0	0	6,994	184	5,375	0	61,632	712	1,983	20,474	538
8	UNIV OF PENNSYLVANIA	97,878	189	0	5,840	11,564	4,848	73	62,757	26	511	11,940	130
9	YALE UNIVERSITY	97,750	44	0	6,042	8,364	5,865	0	68,146	2	499	8,788	0
10	UNIVERSITY OF ROCHESTER	67,447	93	52	13,682	2,975	11,150	507	33,830	0	179	4,979	0
	TOTAL 1ST 10 INSTITUTIONS	1,379,394	18,410	2,441	350,917	214,353	83,457	7,020	506,828	2,018	30,282	157,008	6,660
11	UNIV OF SOUTHERN CAL	63,238	88	863	13,170	8,684	1,367	357	30,618	473	1,337	6,216	65
12	UNIVERSITY OF CHICAGO	63,083	140	0	924	2,690	2,896	116	40,291	0	4,562	11,069	395
13	WASHINGTON UNIVERSITY	61,541	0	40	1,120	2,993	735	775	50,751	0	1,752	3,375	0
14	DUKE UNIVERSITY	60,460	204	108	2,933	2,541	2,222	1,572	45,690	0	234	4,923	33
15	GALLAUDET COLLEGE	58,581	0	0	0	58,427	0	0	154	0	0	0	0
16	NEW YORK UNIVERSITY	57,351	0	50	3,693	10,022	4,320	1,265	33,422	0	525	4,054	0
17	YESHIVA UNIVERSITY	51,911	0	0	229	1,083	0	0	49,683	0	0	916	0
18	BOSTON UNIVERSITY	44,481	0	0	4,189	7,896	188	0	29,937	0	411	1,794	66
19	NORTHWESTERN UNIVERSITY	43,124	0	0	3,627	8,588	1,834	0	18,557	59	447	8,330	1,682
20	CASE WESTERN RESERVE UNIV	41,747	0	159	3,241	2,381	599	568	28,119	0	2,609	4,009	62
	TOTAL 1ST 20 INSTITUTIONS	1,924,911	18,842	3,661	384,043	319,658	97,618	11,673	834,050	2,550	42,159	201,694	8,963
21	BAYLOR COL OF MEDICINE	40,588	2,991	96	1,033	2,168	0	313	33,198	0	375	414	0
22	UNIVERSITY OF MIAMI	39,637	0	465	3,015	6,618	791	193	22,686	37	773	5,051	8
23	CALIFORNIA INST OF TECH	39,615	106	291	6,842	716	3,794	89	8,668	964	4,947	13,198	0
24	TUFTS UNIVERSITY	36,710	5,829	0	131	2,221	565	9	27,189	1	172	593	0
25	WOODS HOLE OCEANOGRAPHIC INST	34,168	0	1,930	12,592	0	821	329	16	719	506	17,255	0
26	VANDERBILT UNIVERSITY	34,134	0	60	908	2,113	349	139	28,791	0	91	1,650	33
27	CARNEGIE-MELLON UNIV	31,410	0	105	11,759	5,187	3,116	181	3,307	0	639	7,032	84
28	PRINCETON UNIVERSITY	29,595	72	107	4,355	3,562	3,476	0	5,186	0	2,483	10,354	0
29	GEORGETOWN UNIVERSITY	26,886	727	0	3,270	9,494	1,250	0	11,229	0	0	916	0
30	EMORY UNIVERSITY	23,826	0	0	46	1,729	224	0	20,669	0	288	870	0
	TOTAL 1ST 30 INSTITUTIONS	2,261,480	28,567	6,715	427,994	353,466	112,004	12,926	994,989	4,271	52,433	259,027	9,088
31	ROCKEFELLER UNIVERSITY	22,920	50	0	0	0	900	0	20,082	0	189	1,699	0
32	BROWN UNIVERSITY	22,794	0	93	2,272	3,073	2,042	0	6,456	32	729	8,097	0
33	CUNY MT SINAI SCH OF MED	22,617	0	0	0	24	0	136	22,022	0	0	435	0
34	GEORGE WASHINGTON UNIV	21,311	321	39	3,895	2,809	326	51	11,632	2	1,357	879	0
35	UNIVERSITY OF DAYTON	20,953	0	0	16,961	2,740	75	326	52	0	505	217	77
36	SYRACUSE UNIVERSITY	18,283	247	0	1,692	9,089	470	297	4,246	0	129	2,098	15
37	NORTHEASTERN UNIVERSITY	18,095	0	0	2,339	12,833	110	140	1,306	0	0	1,367	0
38	CATHOLIC UNIV OF P R	16,324	0	0	0	15,795	0	0	529	0	0	0	0
39	RENSSELAER POLYTECH INST	15,228	49	50	3,369	2,486	1,522	251	1,915	0	1,487	3,868	231
40	BRANDEIS UNIVERSITY	14,302	0	0	164	1,608	539	0	8,820	0	246	2,240	685
	TOTAL 1ST 40 INSTITUTIONS	2,454,307	29,234	6,897	458,686	403,923	117,988	14,127	1,072,049	4,305	57,075	279,927	10,096
41	TULANE UNIVERSITY	14,176	166	0	104	3,132	0	240	10,138	0	51	290	55
42	DARTMOUTH COLLEGE	13,476	78	26	562	1,811	103	301	9,166	0	111	1,300	18
43	WAKE FOREST UNIVERSITY	12,060	0	0	98	561	0	60	11,058	0	141	142	0
44	UNIVERSITY OF DENVER	12,012	90	0	4,900	1,532	674	1,441	1,472	10	1,016	877	0
45	MEHARRY MEDICAL COLLEGE	11,795	0	0	0	89	0	22	11,684	0	0	0	0
46	COLEGIO UNIV METROPOLITA	11,478	0	0	0	11,478	0	0	0	0	0	0	0
47	ST LOUIS UNIVERSITY	11,324	60	0	333	2,491	0	0	7,218	224	73	680	245
48	UNIVERSITY OF NOTRE DAME	10,164	0	86	170	2,325	2,985	7	1,861	0	127	2,513	90
49	BOSTON COLLEGE	10,006	0	0	3,148	4,657	0	0	1,469	0	106	321	305
50	MEDICAL COLLEGE OF WIS	9,535	49	0	136	0	0	0	9,123	0	58	169	0
	TOTAL 1ST 50 INSTITUTIONS	2,570,333	29,677	7,009	468,137	431,999	121,750	16,198	1,135,238	4,539	58,758	286,219	10,809

SEE FOOTNOTES AT END OF TABLE.

TABLE B-33. -- FEDERAL OBLIGATIONS TO THE 100 PRIVATE UNIVERSITIES AND COLLEGES RECEIVING THE LARGEST AMOUNTS, BY AGENCY: FY 1982

CONTINUED

(DOLLARS IN THOUSANDS)

RANK	INSTITUTION (RANKED BY TOTAL FEDERAL OBLIGATIONS)	TOTAL	USDA	COM	DOD	ED	DOE	EPA	HHS	INT	NASA	NSF	OTHER*
51	RICE UNIVERSITY	9,147	0	0	538	728	1,550	0	2,260	0	557	3,514	0
52	THOMAS JEFFERSON UNIV	8,710	0	0	0	436	0	0	8,274	0	0	0	0
53	TUSKEGEE INSTITUTE	8,700	1,943	125	64	5,086	0	27	1,132	0	177	146	0
54	ALBANY MEDICAL COLLEGE	8,268	0	0	817	24	0	154	7,273	0	0	0	0
55	UNIV OF THE SACRED HEART	8,179	0	0	0	8,179	0	0	0	0	0	0	0
56	HANNEMANN MED COL & HOSP	8,109	0	0	316	294	40	0	7,438	0	10	11	0
57	LONG ISLAND UNIVERSITY	7,861	0	0	0	7,699	0	0	162	0	0	0	0
58	ILLINOIS INST OF TECH	7,274	0	0	1,829	2,355	455	737	831	0	223	844	0
59	LEHIGH UNIVERSITY	7,064	80	25	2,293	1,062	517	0	330	0	276	2,217	264
60	DREXEL UNIVERSITY	6,871	0	0	2,078	2,345	200	331	541	0	631	745	0
TOTAL 1ST 60 INSTITUTIONS		2,650,516	31,700	7,159	476,072	460,207	124,512	17,447	1,163,479	4,539	60,632	293,696	11,073
61	LA SALLE COLLEGE	6,479	0	0	0	6,479	0	0	0	0	0	0	0
62	LOMA LINDA UNIVERSITY	6,214	0	0	24	1,283	0	0	4,894	13	0	0	0
63	AMERICAN UNIVERSITY	6,053	0	113	1,257	1,929	0	0	176	0	0	378	2,200
64	POLYTECHNIC INST OF N Y	5,679	0	0	2,521	1,528	165	55	125	0	167	920	198
65	INTL INST OF AMER WORLD U	5,511	0	0	0	5,511	0	0	0	0	0	0	0
66	LOYOLA UNIV - CHICAGO	5,497	25	0	0	2,680	0	0	2,674	0	26	92	0
67	NEW YORK MEDICAL COLLEGE	5,463	0	0	0	13	113	0	5,307	0	0	30	0
68	RUSH UNIVERSITY	5,433	0	0	0	194	0	0	5,239	0	0	0	0
69	HAMPTON INSTITUTE	5,417	0	125	305	4,017	0	9	470	0	488	3	0
70	MARQUETTE UNIVERSITY	5,079	0	0	22	3,738	121	7	796	0	0	395	0
TOTAL 1ST 70 INSTITUTIONS		2,707,341	31,725	7,397	480,201	487,579	124,911	17,518	1,183,160	4,552	61,313	295,514	13,471
71	OAKWOOD COLLEGE	5,073	0	0	0	5,073	0	0	0	0	0	0	0
72	ROGER WILLIAMS COLLEGE	5,061	0	0	0	5,061	0	0	0	0	0	0	0
73	UNIVERSITY OF HARTFORD	4,828	0	0	0	4,797	29	0	0	0	0	0	2
74	SUOMI COLLEGE	4,775	0	0	0	4,775	0	0	0	0	0	0	0
75	ST JOHN'S UNIVERSITY (NY)	4,761	0	0	0	4,687	0	0	13	0	0	61	0
76	MERCY COLLEGE	4,575	0	0	0	4,575	0	0	0	0	0	0	0
77	BAPTIST COL AT CHARLESTON	4,454	0	0	0	4,449	0	5	0	0	0	0	0
78	STEVENS INSTITUTE OF TECH	4,333	0	0	2,456	1,329	85	0	129	0	55	232	47
79	BETHUNE COOKMAN COLLEGE	4,116	0	0	0	3,810	0	0	306	0	0	0	0
80	FAIRLEIGH DICKINSON UNIV	4,073	0	235	147	3,407	0	0	227	0	0	57	0
TOTAL 1ST 80 INSTITUTIONS		2,753,390	31,725	7,632	482,804	529,542	125,025	17,523	1,183,835	4,552	61,368	295,864	13,520
81	PACE UNIVERSITY	4,067	0	0	0	3,983	0	0	84	0	0	0	0
82	COLLEGE OF NEW ROCHELLE	4,001	0	0	0	4,001	0	0	0	0	0	0	0
83	AMERICAN COLLEGE OF P R	3,946	0	0	0	3,946	0	0	0	0	0	0	0
84	WILBERFORCE UNIVERSITY	3,909	0	0	0	3,909	0	0	0	0	0	0	0
85	MOREHOUSE COLLEGE	3,900	20	0	204	2,320	0	72	1,079	0	50	155	0
86	XAVIER UNIVERSITY OF LA	3,889	0	119	0	3,172	0	0	598	0	0	0	0
87	CATHOLIC UNIV OF AMERICA	3,888	0	94	874	1,804	4	0	730	0	82	300	0
88	FORDHAM UNIVERSITY	3,872	0	0	0	2,946	0	0	875	0	0	51	0
89	THE MEDICAL COL OF PENNA	3,782	0	0	76	72	0	0	3,476	0	0	158	0
90	SOUTHERN OHIO COLLEGE	3,761	0	0	0	3,761	0	0	0	0	0	0	0
TOTAL 1ST 90 INSTITUTIONS		2,792,405	31,745	7,845	483,958	559,456	125,029	17,595	1,190,677	4,552	61,500	296,528	13,520
91	WESLEYAN UNIVERSITY	3,741	0	0	0	2,084	62	0	1,232	0	15	348	0
92	ROCHESTER INST TECHNOLOGY	3,672	0	25	209	3,411	0	0	0	2	25	0	0
93	ST AUGUSTINES COLLEGE	3,593	0	100	0	3,297	0	0	196	0	0	0	0
94	EDWARD WATERS COLLEGE	3,531	0	0	0	3,481	0	0	0	0	0	0	50
95	NEW YORK INST TECHNOLOGY	3,496	0	0	100	3,006	0	0	294	0	0	0	96
96	CLARK UNIVERSITY	3,389	0	0	106	2,512	58	0	254	0	0	459	0
97	CREIGHTON UNIVERSITY	3,387	0	0	0	1,963	0	0	1,405	0	0	19	0
98	CLARKSON COLLEGE OF TECH	3,362	0	0	457	1,174	188	100	58	0	304	1,081	0
99	SETON HALL UNIVERSITY	3,276	0	0	0	2,677	0	144	351	0	0	104	0
100	BENEDICT COLLEGE	3,252	0	0	0	2,743	0	0	509	0	0	0	0
TOTAL 1ST 100 INSTITUTIONS		2,827,104	31,745	7,970	484,830	585,804	125,337	17,839	1,194,976	4,554	61,844	298,539	13,666

* INCLUDES DOT, AID, HUD, LABOR, AND NRC.

SOURCE: NATIONAL SCIENCE FOUNDATION

TABLE B-34. -- FEDERAL OBLIGATIONS TO UNIVERSITIES AND COLLEGES, BY STATE, INSTITUTION, AND TYPE OF ACTIVITY: FY 1982

(DOLLARS IN THOUSANDS)

STATE & INSTITUTION	TOTAL, ALL ACTIVITIES	ACADEMIC SCIENCE/ENGINEERING							NON-SCI/ENG
		TOTAL ACADEMIC SCI/ENG	RESEARCH AND DEVELOPMENT	R&D PLANT	FACIL FOR INSTR IN S&E 1/	FELLOWSHIPS TRNG GRANTS	GENERAL SUPPORT SCI/ENG	OTHER SCI/ENG	
UNITED STATES, TOTAL	8,702,380	5,245,484	4,552,543	31,200	829	234,058	80,137	346,717	3,456,896
ALABAMA, TOTAL	139,266	61,392	45,746	0	0	3,828	2,704	9,114	77,874
ALABAMA A & M UNIVERSITY	5,408	2,875	1,485	0	0	347	385	658	2,533
ALABAMA CHRISTIAN COLLEGE	1,091	0	0	0	0	0	0	0	1,091
ALABAMA STATE UNIVERSITY	5,583	0	0	0	0	0	0	0	5,583
ALEXANDER CITY ST JR COL	673	0	0	0	0	0	0	0	673
ATHENS STATE COLLEGE	195	30	30	0	0	0	0	0	165
AUBURN UNIVERSITY	17,892	15,066	6,714	0	0	380	276	7,696	2,826
BIRMINGHAM SOUTHERN COL	601	10	10	0	0	0	0	0	591
BOOKER T WASH. BUS COL	219	0	0	0	0	0	0	0	219
BREWER STATE JUNIOR COL	438	0	0	0	0	0	0	0	438
CALHOON STATE CMTY COL	1,343	0	0	0	0	0	0	0	1,343
CHATTahoochee VALLEY C C	443	0	0	0	0	0	0	0	443
CONCORDIA COLLEGE	338	0	0	0	0	0	0	0	338
ENTERPRISE JUNIOR COLLEGE	837	0	0	0	0	0	0	0	837
FAULKNER STATE JUNIOR COL	366	0	0	0	0	0	0	0	366
G C WALLACE ST C C DOTHAN	525	0	0	0	0	0	0	0	525
G C WALLACE ST CC SELMA	337	0	0	0	0	0	0	0	337
GADSDEN STATE JUNIOR COL	847	0	0	0	0	0	0	0	847
HUNTINGDON COLLEGE	507	0	0	0	0	0	0	0	507
JACKSONVILLE STATE UNIV	2,076	124	62	0	0	62	0	0	1,952
JEFFERSON DAVIS ST JR COL	206	0	0	0	0	0	0	0	206
JEFFERSON STATE JR COL	1,629	0	0	0	0	0	0	0	1,629
JUDSON COLLEGE	136	0	0	0	0	0	0	0	136
LAWSON STATE CMTY COLLEGE	2,098	0	0	0	0	0	0	0	2,098
LIVINGSTON UNIVERSITY	1,132	0	0	0	0	0	0	0	1,132
LOMAX-HANNON JR COLLEGE	207	0	0	0	0	0	0	0	207
LURLEEN B WALLACE ST JR C	812	0	0	0	0	0	0	0	812
MARION MILITARY INSTITUTE	57	0	0	0	0	0	0	0	57
MILES COLLEGE	1,345	0	0	0	0	0	0	0	1,345
MOBILE COLLEGE	418	0	0	0	0	0	0	0	418
NORTHEAST ALA ST JR COL	157	0	0	0	0	0	0	0	157
NORTHWEST ALA ST JR COL	729	0	0	0	0	0	0	0	729
OAKWOOD COLLEGE	5,073	0	0	0	0	0	0	0	5,073
PATRICK HENRY ST JR COL	159	0	0	0	0	0	0	0	159
S D BISHOP ST JR COLLEGE	881	61	0	0	0	61	0	0	820
SAMFORD UNIVERSITY	749	0	0	0	0	0	0	0	749
SELMA UNIVERSITY	899	237	0	0	0	0	237	0	662
SHELTON STATE CMTY COL	217	0	0	0	0	0	0	0	217
SNEAD STATE JUNIOR COL	204	0	0	0	0	0	0	0	204
SOUTHEASTERN BIBLE COL	63	0	0	0	0	0	0	0	63
SOUTHERN BUSINESS COLLEGE	2,159	0	0	0	0	0	0	0	2,159
SOUTHERN UNION ST JR COL	332	0	0	0	0	0	0	0	332
SPRING HILL COLLEGE	536	0	0	0	0	0	0	0	536
STILLMAN COLLEGE	1,304	62	0	0	0	0	62	0	1,242
TALLADEGA COLLEGE	1,639	401	30	0	0	144	227	0	1,238
THE UNIVERSITY OF ALABAMA	7,712	2,151	1,028	0	0	748	278	97	5,561
TROY ST U-DOTHAN-FT RUCKE	1	0	0	0	0	0	0	0	1
TROY ST U-MONTGOMERY	1	0	0	0	0	0	0	0	1
TROY ST UNIV MAIN CAMPUS	2,367	0	0	0	0	0	0	0	2,367
TUSKEGEE INSTITUTE	8,700	3,365	1,836	0	0	287	584	658	5,335
UNIV ALABAMA BIRMINGHAM	39,665	30,886	28,731	0	0	1,597	558	0	8,779
UNIV ALABAMA HUNTSVILLE	2,881	2,198	2,142	0	0	51	0	5	683
UNIV OF ALABAMA SYS OFF	484	331	327	0	0	4	0	0	153
UNIV OF NORTH ALABAMA	1,321	0	0	0	0	0	0	0	1,321
UNIV OF SOUTH ALABAMA	10,962	3,595	3,351	0	0	147	97	0	7,367
UNIVERSITY OF MONTEVALLO	1,230	0	0	0	0	0	0	0	1,230
WALKER COLLEGE	271	0	0	0	0	0	0	0	271
WALLACE ST CC HANCEVILLE	811	0	0	0	0	0	0	0	811
ALASKA, TOTAL	16,553	13,342	11,206	426	0	33	393	1,284	3,211
ALASKA PACIFIC UNIVERSITY	78	3	3	0	0	0	0	0	75
SHELDON JACKSON COLLEGE	150	0	0	0	0	0	0	0	150
UNIV OF ALASKA ANCHORAGE	2,007	261	154	0	0	0	107	0	1,746
UNIV OF ALASKA FAIRBANKS	11,406	10,432	8,403	426	0	33	286	1,284	974
UNIV OF ALASKA STHEASTRN	76	0	0	0	0	0	0	0	76
UNIV OF ALASKA SYSTEM OFF	2,836	2,646	2,646	0	0	0	0	0	190
ARIZONA, TOTAL	87,126	49,116	43,431	0	0	2,307	783	2,595	38,010
AMER GR SCH INTL MANAGMT	15	0	0	0	0	0	0	0	15
ARIZONA COL OF THE BIBLE	10	0	0	0	0	0	0	0	10
ARIZONA STATE UNIVERSITY	16,126	8,187	7,358	0	0	534	197	98	7,939
ARIZONA WESTERN COLLEGE	1,203	0	0	0	0	0	0	0	1,203
CENTRAL ARIZONA COLLEGE	781	0	0	0	0	0	0	0	781
COCHISE COLLEGE	515	0	0	0	0	0	0	0	515
COLLEGE OF GANADO	371	56	56	0	0	0	0	0	315
DEVRY INST OF TECH (AZ)	1,423	0	0	0	0	0	0	0	1,423
EASTERN ARIZONA COLLEGE	658	0	0	0	0	0	0	0	658
GLENDALE COMMUNITY COL	1,377	0	0	0	0	0	0	0	1,377
GRAND CANYON COLLEGE	730	0	0	0	0	0	0	0	730
MARICOPA TECH CMTY COL	391	0	0	0	0	0	0	0	391
MESA COMMUNITY COLLEGE	1,518	98	0	0	0	98	0	0	1,420
MOHAVE CMTY COLLEGE	83	0	0	0	0	0	0	0	83
NAVAJO COMMUNITY COLLEGE	1,543	268	0	0	0	174	94	0	1,275
NORTHERN ARIZONA UNIV	4,662	490	329	0	0	104	0	57	4,172
NORTHLAND PIONEER COLLEGE	274	0	0	0	0	0	0	0	274
PHOENIX COLLEGE	1,259	0	0	0	0	0	0	0	1,259
PIMA COMMUNITY COLLEGE	2,898	43	0	0	0	43	0	0	2,855
PRESCOTT CENTER COLLEGE	37	0	0	0	0	0	0	0	37
RIO SALADO COLLEGE	214	0	0	0	0	0	0	0	214
SCOTTSDALE CMTY COLLEGE	334	0	0	0	0	0	0	0	334

SEE FOOTNOTES AT END OF TABLE.



TABLE B-34 -- FEDERAL OBLIGATIONS TO UNIVERSITIES AND COLLEGES, BY STATE, INSTITUTION, AND TYPE OF ACTIVITY: FY 1982

CONTINUED

(DOLLARS IN THOUSANDS)

STATE & INSTITUTION	TOTAL, ALL ACTIVITIES	ACADEMIC SCIENCE/ENGINEERING							
		TOTAL ACADEMIC SCI/ENG	RESEARCH AND DEVELOPMENT	R&D PLANT	FACIL FOR INSTR IN 'S&E 1/	FELLOWSHIPS TRAINNEESHIPS TRNG GRANTS	GENERAL SUPPORT SCI/ENG	OTHER SCI/ENG	NON-SCI/ENG
ARIZONA, CONT'D									
SOUTH MOUNTAIN CMTY COL	527	0	0	0	0	0	0	0	527
SMSTRM BAPTIST BIBLE COL	77	0	0	0	0	0	0	0	77
UNIVERSITY OF ARIZONA	49,136	39,974	35,688	0	0	1,354	492	2,440	9,162
UNIVERSITY OF PHOENIX	70	0	0	0	0	0	0	0	70
WESTERN INTERNATIONAL U	59	0	0	0	0	0	0	0	59
YAVAPAI COLLEGE	835	0	0	0	0	0	0	0	835
ARKANSAS, TOTAL									
ARKANSAS BAPTIST COLLEGE	165	0	0	0	0	0	0	0	165
ARKANSAS COLLEGE	446	0	0	0	0	0	0	0	446
ARKANSAS STATE UNIVERSITY	3,253	40	9	0	0	31	0	0	3,213
ARKANSAS TECH UNIVERSITY	1,709	0	0	0	0	0	0	0	1,709
CAPITAL CITY JUNIOR COL	803	0	0	0	0	0	0	0	803
CENTRAL BAPTIST COLLEGE	97	0	0	0	0	0	0	0	97
COLLEGE OF THE OZARKS	439	0	0	0	0	0	0	0	439
CROWLEY'S RIDGE COLLEGE	127	0	0	0	0	0	0	0	127
EAST ARK CMTY COL	653	0	0	0	0	0	0	0	653
GARLAND CO CMTY COL	291	0	0	0	0	0	0	0	291
HARDING UNIVERSITY	1,234	0	0	0	0	0	0	0	1,234
HENDERSON STATE UNIV	1,449	0	0	0	0	0	0	0	1,449
HENDRIX COLLEGE	353	0	0	0	0	0	0	0	353
JOHN BROWN UNIVERSITY	435	11	11	0	0	0	0	0	424
MISS COUNTY COMMUNITY COL	573	200	200	0	0	0	0	0	373
NORTHERN ARKANSAS C COLL	586	0	0	0	0	0	0	0	586
QUACHITA BAPTIST UNIV	1,339	165	0	0	0	27	138	0	1,174
PHILANDER SMITH COLLEGE	927	0	0	0	0	0	0	0	927
PHILLIPS COUNTY CMTY COL	788	0	0	0	0	0	0	0	788
SHORTER COLLEGE	206	0	0	0	0	0	0	0	206
SOUTHERN ARKANSAS UNIV	2,111	130	0	0	0	130	0	0	1,981
SOUTHERN BAPTIST COLLEGE	482	0	0	0	0	0	0	0	482
U OF ARK AT MONTICELLO	1,484	9	9	0	0	0	0	0	1,475
U OF ARKANSAS MED SCI CAM	3,272	2,144	2,048	0	0	37	59	0	1,128
UNIV OF ARK FAYETTEVILLE	6,501	6,446	6,357	0	0	11	49	29	55
UNIV OF ARK LITTLE ROCK	8,256	6,381	594	0	0	95	0	5,692	1,875
UNIV OF ARK PINE BLUFF	5,379	1,720	1,148	0	0	0	0	572	3,659
UNIV OF ARK SYS OFF	5,821	987	736	0	0	112	139	0	4,834
UNIV OF CENTRAL ARKANSAS	2,376	0	0	0	0	0	0	0	2,376
WESTARK COMMUNITY COLLEGE	513	0	0	0	0	0	0	0	513
CALIFORNIA, TOTAL									
ACADEMY OF ART	405	0	0	0	0	0	0	0	405
ALLAN HANCOCK COLLEGE	272	0	0	0	0	0	0	0	272
AMER ACAD DRAMATIC ARTS-W	100	0	0	0	0	0	0	0	100
AMER BAPT SEM OF WEST	16	0	0	0	0	0	0	0	16
AMERICAN CONSERV THEATRE	52	0	0	0	0	0	0	0	52
AMERICAN RIVER COLLEGE	2,105	0	0	0	0	0	0	0	2,105
ANTELOPE VALLEY COLLEGE	197	0	0	0	0	0	0	0	197
ARMSTRONG COLLEGE	40	0	0	0	0	0	0	0	40
ART CTR, COL OF DESIGN	216	0	0	0	0	0	0	0	216
AZUSA PACIFIC UNIVERSITY	575	0	0	0	0	0	0	0	575
BARSTOW COLLEGE	150	0	0	0	0	0	0	0	150
BAY-VALLEY TECH	585	0	0	0	0	0	0	0	585
BETHANY BIBLE COLLEGE	369	0	0	0	0	0	0	0	369
BIOLA UNIVERSITY	546	0	0	0	0	0	0	0	546
BUTTE COLLEGE	745	0	0	0	0	0	0	0	745
CABRILLO COLLEGE	863	0	0	0	0	0	0	0	863
CAL COL OF ARTS & CRAFTS	404	0	0	0	0	0	0	0	404
CAL COL OF PODIATRIC MED	241	0	0	0	0	0	0	0	241
CAL POLY ST U SAN LUIS OB	3,175	432	432	0	0	0	0	0	2,743
CAL SCH PROF PSYCH-BERKLY	48	23	0	0	0	23	0	0	25
CAL SCH PROF PSYCH-FRESNO	1	0	0	0	0	0	0	0	1
CAL SCH PROF PSYCH-S D	1	0	0	0	0	0	0	0	1
CAL SCH PROF PSYCH-SYS OF	1	0	0	0	0	0	0	0	1
CAL ST COL SAN BERNARDINO	709	0	0	0	0	0	0	0	709
CAL ST U DOMINGUEZ HILLS	1,376	385	0	0	0	65	320	0	991
CAL WESTERN SCHOOL OF LAW	50	2	0	0	0	2	0	0	48
CALIF INST ASIAN STUDIES	13	0	0	0	0	0	0	0	13
CALIF INST OF THE ARTS	669	0	0	0	0	0	0	0	669
CALIF ST COL BAKERSFIELD	676	84	13	0	0	71	0	0	592
CALIF ST COL STANISLAUS	2,580	283	0	0	0	283	0	0	2,297
CALIF ST POLY UNIV POMONA	2,022	24	20	0	0	0	0	0	1,998
CALIF ST UNIV & COL SYS O	279	0	0	0	0	0	0	0	279
CALIF ST UNIV FULLERTON	2,456	479	363	0	0	116	0	0	1,977
CALIF ST UNIV HAYWARD	1,430	183	129	0	0	54	0	0	1,247
CALIF ST UNIV LONG BEACH	5,792	881	393	0	0	470	0	18	4,911
CALIF ST UNIV LOS ANGELES	4,354	1,222	240	0	0	85	897	0	3,132
CALIF ST UNIV NORTHRIDGE	4,562	629	364	0	0	202	48	15	3,933
CALIF ST UNIV SACRAMENTO	6,622	88	75	0	0	13	0	0	6,534
CALIF STATE UNIV CHICO	8,526	404	47	0	0	33	0	324	8,122
CALIF STATE UNIV FRESNO	3,350	403	121	0	0	282	0	0	2,947
CALIFORNIA BAPTIST COL	384	0	0	0	0	0	0	0	384
CALIFORNIA CHRISTIAN COL	15	0	0	0	0	0	0	0	15
CALIFORNIA INST OF TECH	39,615	38,815	36,672	30	0	1,775	200	138	800
CALIFORNIA LUTHERAN COL	467	0	0	0	0	0	0	0	467
CANADA COLLEGE	336	0	0	0	0	0	0	0	336
CASA LOMA COLLEGE	208	0	0	0	0	0	0	0	208
CERRITOS COLLEGE	500	60	0	0	0	60	0	0	440
CERRO COSO COMM COLLEGE	99	0	0	0	0	0	0	0	99
CHABOT COLLEGE	379	0	0	0	0	0	0	0	379
CHAFFEY COLLEGE	803	0	0	0	0	0	0	0	803
CHAPMAN COLLEGE	730	0	0	0	0	0	0	0	730

SEE FOOTNOTES AT END OF TABLE.



TABLE B-34. --- FEDERAL OBLIGATIONS TO UNIVERSITIES AND COLLEGES, BY STATE, INSTITUTION, AND TYPE OF ACTIVITY: FY 1982

CONTINUED

(DOLLARS IN THOUSANDS)

STATE & INSTITUTION	TOTAL, ALL ACTIVITIES	ACADEMIC SCIENCE/ENGINEERING							NON-SCI/ENG
		TOTAL ACADEMIC SCI/ENG	RESEARCH AND DEVELOPMENT	R&D PLANT	FACIL FOR INSTR IN S&E 1	FELLOWSHIPS TRNG GRANTS	GENERAL SUPPORT SCI/ENG	OTHER SCI/ENG	
CALIFORNIA, CONT'D									
CHRISTY COLLEGE IRVINE	103	0	0	0	0	0	0	0	103
CHRISTIAN HERITAGE COLL	148	0	0	0	0	0	0	0	148
CHURCH DIV SCHOOL PACIFIC	13	0	0	0	0	0	0	0	13
CITRUS COLLEGE	275	0	0	0	0	0	0	0	275
CLAREMONT GRADUATE SCHOOL	155	100	100	0	0	0	0	0	55
CLAREMONT MCKENNA COLLEGE	416	74	74	0	0	0	0	0	342
CLAREMONT U CTR SYS OFF	39	39	39	0	0	0	0	0	0
COASTLINE CMTY COLLEGE	31	0	0	0	0	0	0	0	31
COGSHELL COLLEGE	170	0	0	0	0	0	0	0	170
COL OSTEO MED OF PACIFIC	750	0	0	0	0	0	0	0	750
COLEMAN COLLEGE	36	0	0	0	0	0	0	0	36
COLLEGE OF ALAMEDA	1,068	18	0	0	0	18	0	0	1,050
COLLEGE OF NOTRE DAME	465	0	0	0	0	0	0	0	465
COLLEGE OF SAN MATEO	417	0	0	0	0	0	0	0	417
COLLEGE OF THE CANYONS	204	0	0	0	0	0	0	0	204
COLLEGE OF THE DESERT	25	0	0	0	0	0	0	0	25
COLLEGE OF THE REDWOODS	488	0	0	0	0	0	0	0	488
COLLEGE OF THE SEQUOIAS	555	0	0	0	0	0	0	0	555
COLLEGE OF THE SISKIYOU	233	0	0	0	0	0	0	0	233
COLUMBIA COLLEGE	127	0	0	0	0	0	0	0	127
COLUMBIA COLLEGE	72	0	0	0	0	0	0	0	72
COMPTON COMMUNITY COLLEGE	1,580	0	0	0	0	0	0	0	1,580
CONDIE COL OF BUS&TECH	366	0	0	0	0	0	0	0	366
CONTRA COSTA COLLEGE	466	0	0	0	0	0	0	0	466
COSUMNES RIVER COLLEGE	215	0	0	0	0	0	0	0	215
CRAFTON HILLS COLLEGE	118	0	0	0	0	0	0	0	118
CTR FOR EARLY EDUCATION	22	0	0	0	0	0	0	0	22
CUESTA COLLEGE	315	85	0	0	0	0	0	85	230
CUYAMACA COLLEGE	99	0	0	0	0	0	0	0	99
CYPRESS COLLEGE	403	0	0	0	0	0	0	0	403
D-O UNIVERSITY	29	0	0	0	0	0	0	0	29
DE ANZA COLLEGE	1,483	60	60	0	0	0	0	0	1,423
DIABLO VALLEY COLLEGE	301	0	0	0	0	0	0	0	301
DOMINICAN COL SAN RAFAEL	181	0	0	0	0	0	0	0	181
DON BOSCO TECHNICAL INST	80	0	0	0	0	0	0	0	80
DREW POST-GRAD MED SCHOOL	71	71	71	0	0	0	0	0	0
EAST LOS ANGELES COLLEGE	1,682	101	0	0	0	0	101	0	1,581
EL CAMINO COLLEGE	634	0	0	0	0	0	0	0	634
FEATHER RIVER COLLEGE	111	0	0	0	0	0	0	0	111
FRESNO CITY COLLEGE	1,638	0	0	0	0	0	0	0	1,638
FRESNO PACIFIC COLLEGE	409	124	0	0	0	124	0	0	285
FULLER THEOLOGICAL SEM	70	24	24	0	0	0	0	0	46
FULLERTON COLLEGE	649	0	0	0	0	0	0	0	649
GAVILAN COLLEGE	1	0	0	0	0	0	0	0	1
GLENDALE COMMUNITY COL	1,045	0	0	0	0	0	0	0	1,045
GOLDEN GATE UNIVERSITY	372	2	0	0	0	2	0	0	370
GOLDEN WEST COLLEGE	595	0	0	0	0	0	0	0	595
GRADUATE THEOL UNION	73	0	0	0	0	0	0	0	73
GROSSMONT COLLEGE	838	0	0	0	0	0	0	0	838
HARTNELL COLLEGE	403	0	0	0	0	0	0	0	403
HARVEY MUDD COLLEGE	588	149	149	0	0	0	0	0	439
HEALDS BUSINESS COL	200	0	0	0	0	0	0	0	200
HOLY NAMES COLLEGE	144	0	0	0	0	0	0	0	144
HUMBOLDT STATE UNIVERSITY	224	209	178	0	0	0	31	0	15
HUMPHREYS COLLEGE	58	0	0	0	0	0	0	0	58
IMPERIAL VALLEY COLLEGE	1,523	0	0	0	0	0	0	0	1,523
INDIAN VALLEY COLLEGES	156	0	0	0	0	0	0	0	156
INTERNATIONAL COLLEGE	5	0	0	0	0	0	0	0	5
JOHN F KENNEDY UNIVERSITY	50	0	0	0	0	0	0	0	50
LAKE TAHOE CMTY COLLEGE	45	0	0	0	0	0	0	0	45
LANEY COLLEGE	1,127	0	0	0	0	0	0	0	1,127
LASSEN COLLEGE	681	0	0	0	0	0	0	0	681
LINCOLN UNIVERSITY (CAL)	15	0	0	0	0	0	0	0	15
LOMA LINDA UNIVERSITY	6,214	3,056	2,913	0	0	46	97	0	3,158
LOS ANGELES BAPT COL&SEM	174	0	0	0	0	0	0	0	174
LOS ANGELES CITY COLLEGE	2,122	0	0	0	0	0	0	0	2,122
LOS ANGELES METROPOL COL	1	0	0	0	0	0	0	0	1
LOS ANGELES MISSION COLL	180	47	0	0	0	47	0	0	133
LOS ANGELES PIERCE COL	540	0	0	0	0	0	0	0	540
LOS ANGELES SOUTHWEST COL	678	0	0	0	0	0	0	0	678
LOS ANGELES VALLEY COL	492	0	0	0	0	0	0	0	492
LOS MEDANOS COLLEGE	278	0	0	0	0	0	0	0	278
LOYOLA MARYMOUNT UNIV	2,180	120	0	0	0	120	0	0	2,060
MELODYLAND SCH OF THEOL	5	0	0	0	0	0	0	0	5
MENDOCINO COLLEGE	2	0	0	0	0	0	0	0	2
MENLO COLLEGE	83	0	0	0	0	0	0	0	83
MERCED COLLEGE	1,323	0	0	0	0	0	0	0	1,323
MERRITT COLLEGE	1,041	0	0	0	0	0	0	0	1,041
MILLS COLLEGE	678	39	39	0	0	0	0	0	639
MIRA COSTA COLLEGE	290	0	0	0	0	0	0	0	290
MISSION COLLEGE	352	0	0	0	0	0	0	0	352
MODESTO JUNIOR COLLEGE	816	0	0	0	0	0	0	0	816
MONTEREY INST INTL STUDY	97	0	0	0	0	0	0	0	97
MONTEREY PENINSULA COL	600	0	0	0	0	0	0	0	600
MOORPARK COLLEGE	6	0	0	0	0	0	0	0	6
MOUNT SAN ANTONIO COLLEGE	1,132	0	0	0	0	0	0	0	1,132
MOUNT SAN JACINTO COLLEGE	1	0	0	0	0	0	0	0	1
MOUNT ST MARY'S COLLEGE	399	0	0	0	0	0	0	0	399
MRYMNT PALOS VERDES COLL	160	0	0	0	0	0	0	0	160
NAPA COLLEGE	599	0	0	0	0	0	0	0	599
NATIONAL TECH SCHOOLS	443	0	0	0	0	0	0	0	443
NATIONAL UNIVERSITY	479	0	0	0	0	0	0	0	479
NEW COLLEGE OF CALIFORNIA	538	0	0	0	0	0	0	0	538

SEE FOOTNOTES AT END OF TABLE.



TABLE B-34. -- FEDERAL OBLIGATIONS TO UNIVERSITIES AND COLLEGES, BY STATE, INSTITUTION, AND TYPE OF ACTIVITY: FY 1982

CONTINUED

(DOLLARS IN THOUSANDS)

STATE & INSTITUTION	TOTAL, ALL ACTIVITIES	ACADEMIC SCIENCE/ENGINEERING							NON-SCI/ENG
		TOTAL ACADEMIC SCI/ENG	RESEARCH AND DEVELOPMENT	R&D PLANT	FACIL FOR INSTR IN S&E 1/	FELLOWSHIPS TRAINESHIPS TRNG GRANTS	GENERAL SUPPORT SCI/ENG	OTHER SCI/ENG	
CALIFORNIA, CONT'D									
NORTHERN CAL COL OF CHIRO	23	0	0	0	0	0	0	0	23
NORTHROP UNIVERSITY	231	37	0	0	0	0	37	0	194
OCCIDENTAL COLLEGE	646	175	138	0	0	0	0	37	470
OHLONE COLLEGE	196	0	0	0	0	0	0	0	196
ORANGE COAST COLLEGE	925	0	0	0	0	0	0	0	925
OTIS ART INST LA COUNTY	227	0	0	0	0	0	0	0	227
OXFORD COLLEGE	66	0	0	0	0	0	0	0	66
PACIFIC CHRISTIAN COLLEGE	142	0	0	0	0	0	0	0	142
PACIFIC GRAD SCH OF PSYCH	1	0	0	0	0	0	0	0	1
PACIFIC LUTHERAN THEO SEM	12	0	0	0	0	0	0	0	12
PACIFIC OAKS COLLEGE	84	0	0	0	0	0	0	0	84
PACIFIC SCH OF RELIGION	66	0	0	0	0	0	0	0	66
PACIFIC UNION COLLEGE	915	0	0	0	0	0	0	0	915
PALO VERDE COLLEGE	61	0	0	0	0	0	0	0	61
PASADENA CITY COLLEGE	787	0	0	0	0	0	0	0	787
PASADENA COL OF CHIROPAC	20	0	0	0	0	0	0	0	20
PATTEN COLLEGE	31	0	0	0	0	0	0	0	31
PEPPERDINE UNIVERSITY	974	0	0	0	0	0	0	0	974
PERALTA CMTY COL SYS OFF	1	0	0	0	0	0	0	0	1
PITZER COLLEGE	535	67	67	0	0	0	0	0	468
POINT LOMA COLLEGE	545	5	5	0	0	0	0	0	540
POMONA COLLEGE	1,128	532	419	0	0	0	0	113	596
PORTERVILLE COLLEGE	265	0	0	0	0	0	0	0	265
REEDLEY COLLEGE	446	0	0	0	0	0	0	0	446
RIO HONDO COLLEGE	787	0	0	0	0	0	0	0	787
RIVERSIDE CITY COLLEGE	828	0	0	0	0	0	0	0	828
SACRAMENTO CITY COLLEGE	924	0	0	0	0	0	0	0	924
SADDLEBACK COLLEGE	443	99	0	0	0	45	54	0	344
SAN BERNARDINO VALLEY COL	1,127	0	0	0	0	0	0	0	1,127
SAN DIEGO JR COL SYS OFF	63	31	31	0	0	0	0	0	32
SAN DIEGO MESA COLLEGE	1,731	0	0	0	0	0	0	0	1,731
SAN DIEGO MIRAMAR COLLEGE	106	0	0	0	0	0	0	0	106
SAN DIEGO STATE UNIV	9,299	3,881	3,705	0	0	75	25	76	5,418
SAN FERNANDO VAL COL LAW	31	0	0	0	0	0	0	0	31
SAN FRANCISCO ART INST	434	0	0	0	0	0	0	0	434
SAN FRANCISCO CC DISTRICT	3,050	0	0	0	0	0	0	0	3,050
SAN FRANCISCO CONSV MUSIC	71	0	0	0	0	0	0	0	71
SAN FRANCISCO STATE UNIV	6,568	791	682	0	0	2	4	103	5,777
SAN JOAQUIN DELTA COLLEGE	2,222	0	0	0	0	0	0	0	2,222
SAN JOSE BIBLE COLLEGE	75	0	0	0	0	0	0	0	75
SAN JOSE STATE UNIVERSITY	6,599	2,780	2,285	144	0	92	259	0	3,819
SANTA ANA COLLEGE	1,716	20	0	0	0	0	0	20	1,696
SANTA BARBARA CITY COL	971	30	0	0	0	0	30	0	941
SANTA MONICA COLLEGE	907	0	0	0	0	0	0	0	907
SANTA ROSA JUNIOR COLLEGE	1,394	26	0	0	0	0	0	26	1,368
SCH OF THEOLOGY CLAREMONT	37	0	0	0	0	0	0	0	37
SCRIPPS COLLEGE	383	44	44	0	0	0	0	0	339
SHASTA COLLEGE	628	0	0	0	0	0	0	0	628
SIERRA COLLEGE	429	0	0	0	0	0	0	0	429
SIMPSON COLLEGE (CAL)	131	0	0	0	0	0	0	0	131
SKYLINE COLLEGE	600	0	0	0	0	0	0	0	600
SOLANO COMMUNITY COLLEGE	444	0	0	0	0	0	0	0	444
SONOMA STATE UNIVERSITY	1,505	37	37	0	0	0	0	0	1,468
SOUTHERN CAL COL OPTMTRY	19	0	0	0	0	0	0	0	19
SOUTHERN CALIFORNIA COL	522	0	0	0	0	0	0	0	522
SOUTHWESTERN COLLEGE	1,395	0	0	0	0	0	0	0	1,395
SOUTHWESTERN U SCH OF LAW	55	0	0	0	0	0	0	0	55
ST MARY'S COL CALIFORNIA	336	0	0	0	0	0	0	0	336
ST PATRICK'S COLLEGE	46	0	0	0	0	0	0	0	46
STANFORD UNIVERSITY	137,314	132,644	124,289	40	0	7,538	420	357	4,670
TAFT COLLEGE	105	0	0	0	0	0	0	0	105
THE WRIGHT INSTITUTE	176	153	116	0	0	0	37	0	23
U OF CAL SYS WIDE PRGMS	14,242	13,763	4,941	0	0	0	0	8,822	479
UNIV OF CAL BERKELEY	82,943	70,814	65,555	50	0	4,339	495	375	12,129
UNIV OF CAL DAVIS	39,999	34,454	32,700	0	250	1,027	445	32	5,545
UNIV OF CAL IRVINE	27,514	23,705	22,003	391	0	958	284	69	3,809
UNIV OF CAL LOS ANGELES	108,118	95,638	89,661	415	214	4,109	732	507	12,480
UNIV OF CAL RIVERSIDE	11,865	10,831	10,457	0	0	175	118	81	1,034
UNIV OF CAL SAN DIEGO	107,869	97,962	90,896	208	0	3,836	562	2,460	9,907
UNIV OF CAL SAN FRANCISCO	84,053	72,650	66,752	708	70	4,148	661	311	11,403
UNIV OF CAL SANTA BARBARA	23,532	14,025	13,329	68	0	503	96	29	9,507
UNIV OF CAL SANTA CRUZ	8,274	5,315	4,599	50	0	349	298	19	2,959
UNIV OF SAN FRANCISCO	1,736	541	422	0	0	119	0	0	1,195
UNIV OF SOUTHERN CAL	63,238	52,410	50,402	213	0	958	371	466	10,828
UNIV OF WEST LOS ANGELES	9	0	0	0	0	0	0	0	9
UNIVERSITY OF LA VERNE	708	33	0	0	0	33	0	0	675
UNIVERSITY OF REDLANDS	582	70	35	0	0	0	0	35	512
UNIVERSITY OF SAN DIEGO	1,639	78	0	0	0	78	0	0	1,561
UNIVERSITY OF SANTA CLARA	1,763	1,013	1,006	0	0	0	0	7	750
UNIVERSITY OF THE PACIFIC	2,904	712	508	0	0	176	28	0	2,192
US INTERNATIONAL UNIV	616	0	0	0	0	0	0	0	616
VENTURA CNTY CC SYS OFF	1,307	0	0	0	0	0	0	0	1,307
VENTURA COLLEGE	18	0	0	0	0	0	0	0	18
VICTOR VALLEY COLLEGE	312	0	0	0	0	0	0	0	312
VISTA COLLEGE	11	0	0	0	0	0	0	0	11
W VALY JNT CC DIST SYS OF	643	0	0	0	0	0	0	0	643
WEST COAST BIBLE COLLEGE	163	0	0	0	0	0	0	0	163
WEST COAST UNIVERSITY	147	0	0	0	0	0	0	0	147
WEST HILLS COLLEGE	373	0	0	0	0	0	0	0	373
WEST LOS ANGELES COLLEGE	181	0	0	0	0	0	0	0	181
WESTMONT COLLEGE	262	0	0	0	0	0	0	0	262
WESTRN ST U C LAW SYS OFF	246	8	0	0	0	8	0	0	238
WHITTIER COLLEGE	432	0	0	0	0	0	0	0	432

SEE FOOTNOTES AT END OF TABLE.

TABLE B-34. -- FEDERAL OBLIGATIONS TO UNIVERSITIES AND COLLEGES, BY STATE, INSTITUTION, AND TYPE OF ACTIVITY: FY 1982

CONTINUED

(DOLLARS IN THOUSANDS)

STATE & INSTITUTION	TOTAL, ALL ACTIVITIES	ACADEMIC SCIENCE/ENGINEERING							
		TOTAL ACADEMIC SCI/ENG	RESEARCH AND DEVELOPMENT	R&D PLANT	FACIL FOR INSTR IN S&E 1/	FELLOWSHIPS TRNG GRANTS	GENERAL SUPPORT SCI/ENG	OTHER SCI/ENG	NON-SCI/ENG
CALIFORNIA, CONT'D									
HOODBURY UNIVERSITY	251	0	0	0	0	0	0	0	251
WORLD COLLEGE WEST	91	0	0	0	0	0	0	0	91
WSTRN ST U COL LAM S DIEG	135	0	0	0	0	0	0	0	135
YESHIVA UNIV OF L A	23	0	0	0	0	0	0	0	23
YUBA COLLEGE	545	0	0	0	0	0	0	0	545
COLORADO, TOTAL	123,891	88,524	77,139	150	0	5,384	1,099	4,752	35,367
ADAMS STATE COLLEGE	1,142	0	0	0	0	0	0	0	1,142
AIMS COMMUNITY COLLEGE	302	0	0	0	0	0	0	0	302
ARAPAHOE COMMUNITY COL	453	0	0	0	0	0	0	0	453
BAPTIST BIBLE COL DENVER	31	0	0	0	0	0	0	0	31
CMTY COL DENVER AURARIA	290	0	0	0	0	0	0	0	290
CMTY COL DENVER RED ROCKS	12	0	0	0	0	0	0	0	12
CMTY COL OF DENVER SYS OF	1,824	195	12	0	0	183	0	0	1,629
COLO NORTHMSTRN CMTY COL	101	0	0	0	0	0	0	0	101
COLORADO COLLEGE	426	74	74	0	0	0	0	0	352
COLORADO MOUNTAIN COLLEGE	198	0	0	0	0	0	0	0	198
COLORADO SCHOOL OF MINES	2,440	2,067	1,838	0	0	0	150	79	373
COLORADO STATE UNIVERSITY	30,335	26,512	22,614	0	0	808	202	2,888	3,823
COLORADO WOMEN'S COLLEGE	231	0	0	0	0	0	0	0	231
FORT LEWIS COLLEGE	1,202	281	49	0	0	203	0	29	921
ILIFF SCHOOL OF THEOLOGY	17	0	0	0	0	0	0	0	17
INTERMOUNTAIN BIBLE COL	35	0	0	0	0	0	0	0	35
LAMAR COMMUNITY COLLEGE	68	0	0	0	0	0	0	0	68
LORETTA HEIGHTS COLLEGE	887	0	0	0	0	0	0	0	887
MESA COLLEGE	593	0	0	0	0	0	0	0	593
METROPOLITAN STATE COL	2,247	0	0	0	0	0	0	0	2,247
MORGAN COUNTY CC	52	0	0	0	0	0	0	0	52
NAZARENE BIBLE COLLEGE	192	0	0	0	0	0	0	0	192
NORTHWESTERN JUNIOR COL	500	0	0	0	0	0	0	0	500
OTERO JUNIOR COLLEGE	281	0	0	0	0	0	0	0	281
PARKS COLLEGE	553	0	0	0	0	0	0	0	553
PIKES PEAK COMMUNITY COL	872	0	0	0	0	0	0	0	872
PUEBLO VOCATIONAL CMTY C	323	0	0	0	0	0	0	0	323
REGIS COLLEGE	348	0	0	0	0	0	0	0	348
ROCKMONT COLLEGE	137	0	0	0	0	0	0	0	137
ST THOMAS SEMINARY	34	0	0	0	0	0	0	0	34
TRINIDAD STATE JUNIOR COL	638	0	0	0	0	0	0	0	638
UNIV OF NORTHERN COLORADO	2,270	475	0	0	0	475	0	0	1,795
UNIV OF SOUTHERN COLORADO	2,830	509	226	0	0	48	235	0	2,321
UNIVERSITY OF COLORADO	59,232	48,090	43,786	150	0	3,377	437	340	11,142
UNIVERSITY OF DENVER	12,012	10,321	8,540	0	0	290	75	1,416	1,691
WESTERN BIBLE INSTITUTE	64	0	0	0	0	0	0	0	64
WESTERN ST COL COLORADO	700	0	0	0	0	0	0	0	700
YESHIVA CHAIM TAL SEM	19	0	0	0	0	0	0	0	19
CONNECTICUT, TOTAL	158,321	119,580	106,116	298	0	9,673	1,084	2,409	38,741
ALBERTUS MAGNUS COLLEGE	212	0	0	0	0	0	0	0	212
ASHUNTOCK CC	98	0	0	0	0	0	0	0	98
BRIARWOOD COLLEGE	83	0	0	0	0	0	0	0	83
CENTRAL CONN STATE UNIV	1,580	195	10	0	0	185	0	0	1,385
CONNECTICUT COLLEGE	695	0	0	0	0	0	0	0	695
EASTERN CONN STATE COL	909	0	0	0	0	0	0	0	909
FAIRFIELD UNIVERSITY	943	127	32	0	0	95	0	0	816
GREATER HARTFORD CMY COL	689	0	0	0	0	0	0	0	689
HARTFORD COL FOR WOMEN	60	0	0	0	0	0	0	0	60
HARTFORD GRADUATE CENTER	277	219	219	0	0	0	0	0	58
HARTFORD STATE TECH COL	109	0	0	0	0	0	0	0	109
HOLY APOSTLES COLLEGE	28	0	0	0	0	0	0	0	28
HOUSATONIC REG CMY COL	386	0	0	0	0	0	0	0	386
MANCHESTER COMMUNITY COL	354	0	0	0	0	0	0	0	354
MATTATUCK COMMUNITY COL	404	0	0	0	0	0	0	0	404
MIDDLESEX CMY COL (CONN)	304	0	0	0	0	0	0	0	304
MITCHELL COLLEGE	171	0	0	0	0	0	0	0	171
MOHEGAN COMMUNITY COLLEGE	179	0	0	0	0	0	0	0	179
MORSE OF HARTFORD	390	0	0	0	0	0	0	0	390
NORTHMSTRN CONN CMY COL	170	0	0	0	0	0	0	0	170
NORWALK COMMUNITY COLLEGE	267	0	0	0	0	0	0	0	267
POST COLLEGE	403	0	0	0	0	0	0	0	403
QUINEBAUG VALLEY CC	85	0	0	0	0	0	0	0	85
QUINNIPIAC COLLEGE	778	112	112	0	0	0	0	0	666
SACRED HEART UNIVERSITY	528	1	0	0	0	0	1	0	527
SOUTH CENTRAL CMY COL	487	0	0	0	0	0	0	0	487
SOUTHERN CONN STATE UNIV	1,989	167	0	0	0	167	0	0	1,822
ST ALPHONSUS COLLEGE	24	0	0	0	0	0	0	0	24
ST JOSEPH COLLEGE	319	121	75	0	0	46	0	0	198
THAMES VALLEY ST TECH COL	109	0	0	0	0	0	0	0	109
TRINITY COLLEGE	878	105	105	0	0	0	0	0	773
TUNXIS COMMUNITY COLLEGE	175	0	0	0	0	0	0	0	175
UNIVERSITY OF BRIDGEPORT	1,398	116	53	0	0	63	0	0	1,282
UNIVERSITY OF CONNECTICUT	34,968	29,157	24,972	0	0	1,630	523	2,032	5,811
UNIVERSITY OF HARTFORD	4,828	253	29	0	0	224	0	0	4,575
UNIVERSITY OF NEW HAVEN	964	2	0	0	0	2	0	0	962
WATERBURY STATE TECH COL	79	0	0	0	0	0	0	0	79
WESLEYAN UNIVERSITY	3,741	1,657	1,589	13	0	16	37	2	2,084
WESTERN CONN STATE UNIV	510	0	0	0	0	0	0	0	510
YALE UNIVERSITY	97,750	87,348	78,920	285	0	7,245	523	375	10,402

SEE FOOTNOTES AT END OF TABLE.

TABLE B-34. -- FEDERAL OBLIGATIONS TO UNIVERSITIES AND COLLEGES, BY STATE, INSTITUTION, AND TYPE OF ACTIVITY: FY 1982

CONTINUED

(DOLLARS IN THOUSANDS)

STATE & INSTITUTION	TOTAL, ALL ACTIVITIES	ACADEMIC SCIENCE/ENGINEERING							NON-SCI/ENG
		TOTAL ACADEMIC SCI/ENG	RESEARCH AND DEVELOPMENT	R&D PLANT	FACIL FOR INSTR IN S&E 1/	FELLOWSHIPS TRNEESHIPS TRNG GRANTS	GENERAL SUPPORT SCI/ENG	OTHER SCI/ENG	
DELAWARE, TOTAL	15,908	10,251	8,191	0	0	249	376	1,435	5,657
DELAWARE STATE COLLEGE	2,720	989	855	0	0	37	276	221	1,731
GOLDEY BEACOM COLLEGE	302	0	0	0	0	0	0	0	302
UNIVERSITY OF DELAWARE	11,895	9,262	7,736	0	0	212	100	1,214	2,633
WESLEY COLLEGE	755	0	0	0	0	0	0	0	755
WILMINGTON COLLEGE	236	0	0	0	0	0	0	0	236
DISTRICT OF COLUMBIA, TOTAL	301,794	52,155	42,472	0	0	2,973	4,244	2,466	249,639
AMERICAN UNIVERSITY	6,053	4,207	1,079	0	0	129	2,000	999	1,846
BEACON COLLEGE	51	0	0	0	0	0	0	0	51
CATHOLIC UNIV OF AMERICA	3,888	1,718	1,659	0	0	39	20	0	2,170
CORCORAN SCHOOL OF ART	162	0	0	0	0	0	0	0	162
GALLAUDET COLLEGE	58,581	2,147	2,067	0	0	80	0	0	56,434
GEORGE WASHINGTON UNIV	21,311	17,413	16,279	0	0	638	192	304	3,898
GEORGETOWN UNIVERSITY	26,886	12,984	12,259	0	0	334	218	173	13,902
HOWARD UNIVERSITY	177,553	11,407	8,023	0	0	1,544	1,514	26	166,446
MOUNT VERNON COLLEGE	199	0	0	0	0	0	0	0	199
SOUTHEASTERN UNIVERSITY	305	1	0	0	0	1	0	0	304
TRINITY COLLEGE	298	0	0	0	0	0	0	0	298
UNIVERSITY OF D C	6,500	2,578	1,106	0	0	208	300	964	3,922
WASHINGTON INTERN'L COLL	67	0	0	0	0	0	0	0	67
FLORIDA, TOTAL	199,675	97,617	84,924	588	0	3,174	2,297	6,634	102,058
ART INST OF FT LAUDERDALE	459	0	0	0	0	0	0	0	459
BAPTIST BIBLE INSTITUTE	262	0	0	0	0	0	0	0	262
BARRY COLLEGE	524	85	85	0	0	0	0	0	439
BETHUNE COOKMAN COLLEGE	4,116	306	0	0	0	82	224	0	3,810
BISCAYNE COLLEGE	1,809	27	0	0	0	27	0	0	1,782
BREVARD COMMUNITY COLLEGE	1,282	0	0	0	0	0	0	0	1,282
BROMARD COMMUNITY COLLEGE	1,182	0	0	0	0	0	0	0	1,182
CENTRAL FLORIDA CMTY COL	427	0	0	0	0	0	0	0	427
CHIPOLA JUNIOR COLLEGE	384	0	0	0	0	0	0	0	384
CLEARWATER CHRISTIAN COL	98	0	0	0	0	0	0	0	98
COLLEGE OF BOCA RATON	77	0	0	0	0	0	0	0	77
DAYTONA BEACH CMTY COL	1,733	0	0	0	0	0	0	0	1,733
ECKERD COLLEGE	737	110	110	0	0	0	0	0	627
EDISON COMMUNITY COLLEGE	438	0	0	0	0	0	0	0	438
EDWARD WATERS COLLEGE	3,531	50	50	0	0	0	0	0	3,481
EMBRY-RIDDLE AERO UNIV	2,289	79	79	0	0	0	0	0	2,210
FLAGLER COLLEGE	370	0	0	0	0	0	0	0	370
FLORIDA A & M UNIVERSITY	7,566	2,694	1,160	0	0	258	759	517	4,872
FLORIDA ATLANTIC UNIV	1,709	331	290	0	0	41	0	0	1,378
FLORIDA COLLEGE	351	0	0	0	0	0	0	0	351
FLORIDA INST OF TECH	333	333	333	0	0	0	0	0	0
FLORIDA INTERNATIONAL U	2,433	801	551	0	0	250	0	0	1,632
FLORIDA JR COL JACKSONVL	2,267	0	0	0	0	0	0	0	2,267
FLORIDA KEYS CMTY COLLEGE	182	0	0	0	0	0	0	0	182
FLORIDA MEMORIAL COLLEGE	1,576	0	0	0	0	0	0	0	1,576
FLORIDA SOUTHERN COLLEGE	505	0	0	0	0	0	0	0	505
FLORIDA STATE UNIVERSITY	19,540	14,028	13,410	0	0	411	203	4	5,512
FORT LAUDERDALE UNIV	875	0	0	0	0	0	0	0	875
GULF COAST CMTY COLLEGE	505	0	0	0	0	0	0	0	505
HILLSBOROUGH CMTY COLLEGE	1,355	0	0	0	0	0	0	0	1,355
HOREB SEMINARY	11	0	0	0	0	0	0	0	11
INDIAN RIVER CMTY COLLEGE	555	0	0	0	0	0	0	0	555
JACKSONVILLE UNIVERSITY	731	0	0	0	0	0	0	0	731
JONES COLLEGE	665	0	0	0	0	0	0	0	665
LAKE CITY COMMUNITY COL	381	0	0	0	0	0	0	0	381
LAKE-SUMTER COMMUNITY COL	226	0	0	0	0	0	0	0	226
MANATEE JUNIOR COLLEGE	518	0	0	0	0	0	0	0	518
MIAMI CHRISTIAN COLLEGE	112	0	0	0	0	0	0	0	112
MIAMI-DADE CMTY COLLEGE	10,288	0	0	0	0	0	0	0	10,288
MORRIS JR COL OF BUSINESS	29	0	0	0	0	0	0	0	29
NORTH FLORIDA JR COLLEGE	175	0	0	0	0	0	0	0	175
NOVA UNIVERSITY	845	568	509	0	0	12	0	47	277
OKALOOSA-MALTON JR COL	210	0	0	0	0	0	0	0	210
PALM BEACH ATLANTIC COLL	326	0	0	0	0	0	0	0	326
PALM BEACH JUNIOR COLLEGE	529	0	0	0	0	0	0	0	529
PASCO HERNANDO CC	570	0	0	0	0	0	0	0	570
PENSACOLA JUNIOR COLLEGE	1,178	0	0	0	0	0	0	0	1,178
POLK COMMUNITY COLLEGE	415	0	0	0	0	0	0	0	415
RINGLING SCH ART & DESIGN	177	0	0	0	0	0	0	0	177
ROLLINS COLLEGE	476	0	0	0	0	0	0	0	476
SANTA FE COMMUNITY COL	1,660	43	0	0	0	43	0	0	1,617
SEMINOLE COMMUNITY COL	784	0	0	0	0	0	0	0	784
SESTRN COL-ASSEMB OF GOD	817	0	0	0	0	0	0	0	817
SOUTH FLORIDA JUNIOR COL	107	0	0	0	0	0	0	0	107
SOUTHEASTERN COL OSTEO	19	0	0	0	0	0	0	0	19
ST JOHN VIANNEY COL SEM	36	0	0	0	0	0	0	0	36
ST JOHN'S RIVER CMTY COL	205	0	0	0	0	0	0	0	205
ST LEO COLLEGE	490	0	0	0	0	0	0	0	490
ST PETERSBURG JUNIOR COL	1,428	0	0	0	0	0	0	0	1,428
STATE UNIV SYS OF FLA OFF	146	146	0	31	0	5	0	110	0
STETSON UNIVERSITY	946	0	0	0	0	0	0	0	946
TALLAHASSEE COMMUNITY COL	497	0	0	0	0	0	0	0	497
TALMUDIC COL OF FLORIDA	79	0	0	0	0	0	0	0	79
TAMPA COLLEGE	1,151	0	0	0	0	0	0	0	1,151
TAMPA TECHNICAL INSTITUTE	655	0	0	0	0	0	0	0	655
UNIV OF CENTRAL FLORIDA	4,687	1,880	1,774	0	0	0	0	103	2,807
UNIV OF SOUTH FLORIDA	7,712	3,552	3,370	0	0	69	111	2	4,160
UNIV OF WEST FLORIDA	2,505	1,395	990	0	0	0	405	0	1,110

SEE FOOTNOTES AT END OF TABLE.

TABLE B-34. -- FEDERAL OBLIGATIONS TO UNIVERSITIES AND COLLEGES, BY STATE, INSTITUTION, AND TYPE OF ACTIVITY: FY 1982

CONTINUED

(DOLLARS IN THOUSANDS)

STATE & INSTITUTION	TOTAL, ALL ACTIVITIES	ACADEMIC SCIENCE/ENGINEERING							
		TOTAL ACADEMIC SCI/ENG	RESEARCH AND DEVELOPMENT	R&D PLANT	FACIL FOR INSTR IN S&E 1/	FELLOWSHIPS TRNEESHIPS TRNG GRANTS	GENERAL SUPPORT SCI/ENG	OTHER SCI/ENG	NON-SCI/ENG
FLORIDA, CONT'D									
UNIVERSITY OF FLORIDA	55,872	42,210	35,106	0	0	1,222	383	5,499	13,662
UNIVERSITY OF MIAMI	39,637	28,905	27,070	557	0	714	212	352	10,732
UNIVERSITY OF NORTH FLA	592	74	37	0	0	37	0	0	518
UNIVERSITY OF TAMPA	527	0	0	0	0	0	0	0	527
VALENCIA COMMUNITY COL	1,505	0	0	0	0	0	0	0	1,505
WARNER SOUTHERN COLLEGE	195	0	0	0	0	0	0	0	195
WEBBER COLLEGE	91	0	0	0	0	0	0	0	91
GEORGIA, TOTAL	171,396	111,949	90,891	787	75	2,111	1,705	16,380	59,447
ABRAHAM BALDWIN AGRIC COL	1,069	0	0	0	0	0	0	0	1,069
AGNES SCOTT COLLEGE	165	22	22	0	0	0	0	0	143
ALBANY JUNIOR COLLEGE	682	0	0	0	0	0	0	0	682
ALBANY STATE COLLEGE	3,399	936	750	0	0	0	186	0	2,463
ANDREW COLLEGE	204	0	0	0	0	0	0	0	204
ARMSTRONG STATE COLLEGE	470	0	0	0	0	0	0	0	470
ART INSTITUTE OF ATLANTA	451	0	0	0	0	0	0	0	451
ATLANTA CHRISTIAN COL	108	0	0	0	0	0	0	0	108
ATLANTA JR COLLEGE	880	0	0	0	0	0	0	0	880
ATLANTA UNIVERSITY	2,397	1,702	1,004	0	0	429	269	0	695
ATLANTA UNIVERSITY CENTER	67	67	0	0	0	67	0	0	0
AUGUSTA COLLEGE	646	0	0	0	0	0	0	0	646
BAINBRIDGE JR COLLEGE	111	0	0	0	0	0	0	0	111
BERRY COLLEGE	603	0	0	0	0	0	0	0	603
BRENAU COLLEGE	296	8	0	0	0	8	0	0	288
BRENTON-PARKER COLLEGE	544	0	0	0	0	0	0	0	544
BRUNSWICK JUNIOR COLLEGE	215	0	0	0	0	0	0	0	215
CLARK COLLEGE	2,860	25	25	0	0	0	0	0	2,835
CLAYTON JUNIOR COLLEGE	174	0	0	0	0	0	0	0	174
COLUMBUS COLLEGE	932	0	0	0	0	0	0	0	932
COVENANT COLLEGE	483	0	0	0	0	0	0	0	483
CRANDALL COLLEGE	282	0	0	0	0	0	0	0	282
DALTON JUNIOR COLLEGE	129	0	0	0	0	0	0	0	129
DEKALB COMMUNITY COLLEGE	1,396	0	0	0	0	0	0	0	1,396
DEVRY INSTITUTE OF TECH	1,160	0	0	0	0	0	0	0	1,160
EMANUEL COUNTY JUNIOR COL	50	0	0	0	0	0	0	0	50
EMMANUEL COLLEGE	269	0	0	0	0	0	0	0	269
EMORY UNIVERSITY	23,826	19,662	18,574	347	0	384	299	58	4,164
FLOYD JUNIOR COLLEGE	189	0	0	0	0	0	0	0	189
FORT VALLEY STATE COLLEGE	4,723	2,445	1,606	0	0	0	93	746	2,278
GAINESVILLE JUNIOR COL	230	37	37	0	0	0	0	0	193
GEORGIA COLLEGE	668	0	0	0	0	0	0	0	668
GEORGIA INSTITUTE OF TECH	50,370	50,133	43,530	0	0	172	246	6,185	237
GEORGIA MILITARY COLLEGE	223	0	0	0	0	0	0	0	223
GEORGIA SOUTHERN COLLEGE	2,102	163	152	0	0	11	0	0	1,939
GEORGIA SOUTHWESTERN COL	1,053	0	0	0	0	0	0	0	1,053
GEORGIA STATE UNIVERSITY	3,573	1,403	1,174	0	0	174	55	0	2,170
GORDON JUNIOR COLLEGE	1	1	0	0	0	1	0	0	0
INTERDENOMINA THEOL CTR	68	0	0	0	0	0	0	0	68
KENNESAW COLLEGE	155	0	0	0	0	0	0	0	155
LA GRANGE COLLEGE	308	0	0	0	0	0	0	0	308
MACON JUNIOR COLLEGE	236	0	0	0	0	0	0	0	236
MEDICAL COL OF GEORGIA	7,507	6,326	6,119	0	0	28	157	22	1,181
MERCER UNIVERSITY	2,172	103	78	0	0	25	0	0	2,069
MIDDLE GEORGIA COLLEGE	622	0	0	0	0	0	0	0	622
MOREHOUSE COLLEGE	3,900	726	685	0	0	41	0	0	3,174
MORRIS BROWN COLLEGE	2,827	46	46	0	0	0	0	0	2,781
NORTH GEORGIA COLLEGE	480	40	0	0	0	40	0	0	440
OGLETHORPE COLLEGE	294	0	0	0	0	0	0	0	294
PAINE COLLEGE	1,809	0	0	0	0	0	0	0	1,809
PHILLIPS COLLEGE-AUGUSTA	698	0	0	0	0	0	0	0	698
PHILLIPS COLLEGE-COLUMBUS	440	0	0	0	0	0	0	0	440
PIEDMONT COLLEGE	208	0	0	0	0	0	0	0	208
REINHARDT COLLEGE	132	0	0	0	0	0	0	0	132
SAVANNAH STATE COLLEGE	2,503	434	71	0	0	117	246	0	2,069
SHORTER COLLEGE	299	0	0	0	0	0	0	0	299
SOUTH GEORGIA COLLEGE	920	0	0	0	0	0	0	0	920
SPELMAN COLLEGE	1,623	27	27	0	0	0	0	0	1,596
THOMAS COUNTY CMTY COLL	251	0	0	0	0	0	0	0	251
TIFT COLLEGE	327	0	0	0	0	0	0	0	327
TOCCOA FALLS COLLEGE	651	0	0	0	0	0	0	0	651
TRUETT MCCONNELL COLLEGE	248	0	0	0	0	0	0	0	248
UNIVERSITY OF GEORGIA	32,348	27,601	16,991	440	75	573	153	9,369	4,747
VALDOSTA STATE COLLEGE	1,430	0	0	0	0	0	0	0	1,430
WAYCROSS JUNIOR COLLEGE	172	0	0	0	0	0	0	0	172
WESLEYAN COLLEGE	199	0	0	0	0	0	0	0	199
WEST GEORGIA COLLEGE	1,450	42	0	0	0	41	1	0	1,408
YOUNG HARRIS COLLEGE	119	0	0	0	0	0	0	0	119
HAWAII, TOTAL	41,150	27,977	24,493	158	0	734	741	1,851	13,173
CHAMINADE U OF HONOLULU	851	0	0	0	0	0	0	0	851
HAWAII LOA COLLEGE	198	0	0	0	0	0	0	0	198
HAWAII PACIFIC COLLEGE	781	0	0	0	0	0	0	0	781
U HAWAII W OAHU COLLEGE	23	0	0	0	0	0	0	0	23
U OF HAWAII-HONOLULU COM C	411	59	59	0	0	0	0	0	352
U OF HAWAII-KAUAI COMM COL	76	0	0	0	0	0	0	0	76
U OF HAWAII-LEEWARD COL	274	0	0	0	0	0	0	0	274
U OF HAWAII-MAUI COMM COL	407	0	0	0	0	0	0	0	407
U OF HAWAII-WINDWARD CMTY C	211	0	0	0	0	0	0	0	211
UNIV HAWAII AT HILO	3,100	2,136	1,900	0	0	0	236	0	964
UNIV OF HAWAII KAPIOLANI CC	422	0	0	0	0	0	0	0	422
UNIV OF HAWAII SYS_OFF	6,118	3,025	2,534	0	0	491	0	0	3,093

SEE FOOTNOTES AT END OF TABLE.

TABLE B-34. -- FEDERAL OBLIGATIONS TO UNIVERSITIES AND COLLEGES, BY STATE, INSTITUTION, AND TYPE OF ACTIVITY: FY 1982

CONTINUED

(DOLLARS IN THOUSANDS)

STATE & INSTITUTION	TOTAL, ALL ACTIVITIES	ACADEMIC SCIENCE/ENGINEERING							
		TOTAL ACADEMIC SCI/ENG	RESEARCH AND DEVELOPMENT	R&D PLANT	FACIL FOR INSTR IN S&E 1/	FELLOWSHIPS TRNG GRANTS	GENERAL SUPPORT SCI/ENG	OTHER SCI/ENG	NON-SCI/ENG
HAWAII, CONT'D									
UNIV OF HAWAII-MANOA	28,278	22,757	20,000	158	0	243	505	1,851	5,521
IDAHO, TOTAL									
IDAHO, TOTAL	17,723	7,946	4,834	0	0	419	323	2,370	9,777
BOISE STATE UNIVERSITY	2,235	238	2	0	0	226	0	10	1,997
COLLEGE OF IDAHO	259	0	0	0	0	0	0	0	259
COLLEGE OF SOUTHERN IDAHO	630	0	0	0	0	0	0	0	630
IDAHO STATE UNIVERSITY	2,084	3	0	0	0	3	0	0	2,081
LEWIS-CLARK STATE COLLEGE	548	0	0	0	0	0	0	0	548
NORTH IDAHO COLLEGE	1,035	0	0	0	0	0	0	0	1,035
NORTHWEST NAZARENE COL	615	0	0	0	0	0	0	0	615
UNIVERSITY OF IDAHO	10,317	7,705	4,832	0	0	190	323	2,360	2,612
ILLINOIS, TOTAL									
ILLINOIS, TOTAL	339,071	215,645	190,913	480	0	11,122	3,024	10,106	123,426
A ADLER INST OF CHICAGO	1	0	0	0	0	0	0	0	1
AMER CONSERV OF MUSIC	110	0	0	0	0	0	0	0	110
AUGUSTANA COLLEGE	782	0	0	0	0	0	0	0	782
AURORA COLLEGE	389	0	0	0	0	0	0	0	389
BARAT COLLEGE	244	0	0	0	0	0	0	0	244
BELLEVILLE AREA COLLEGE	946	0	0	0	0	0	0	0	946
BETHANY THEOL SEM	29	0	0	0	0	0	0	0	29
BLACK HAWK COLLEGE	1,043	0	0	0	0	0	0	0	1,043
BLACKBURN COLLEGE	153	0	0	0	0	0	0	0	153
BRADLEY UNIVERSITY	1,530	29	0	0	0	5	0	24	1,501
BRISK RABBINICAL COLLEGE	16	0	0	0	0	0	0	0	16
CARL SANDBURG COLLEGE	384	0	0	0	0	0	0	0	384
CENTRAL YMCA CMTY COLLEGE	1,761	0	0	0	0	0	0	0	1,761
CHICAGO COL OF OSTEO MED	387	157	157	0	0	0	0	0	230
CHICAGO STATE UNIVERSITY	3,863	515	20	0	0	99	394	0	3,348
CITY COLLEGES OF CHICAGO	9,664	0	0	0	0	0	0	0	9,664
COLLEGE OF DU PAGE	519	0	0	0	0	0	0	0	519
COLLEGE OF LAKE COUNTY	528	0	0	0	0	0	0	0	528
COLLEGE OF ST FRANCIS	228	0	0	0	0	0	0	0	228
COLUMBIA COLLEGE	1,930	0	0	0	0	0	0	0	1,930
CONCORDIA COLLEGE	231	0	0	0	0	0	0	0	231
COYNE-AMERICAN INSTITUTE	173	0	0	0	0	0	0	0	173
DANVILLE AREA CMTY COL	637	0	0	0	0	0	0	0	637
DE PAUL UNIVERSITY	2,085	180	72	0	0	108	0	0	1,905
DEVRY INSTITUTE OF TECH	2,787	0	0	0	0	0	0	0	2,787
EAST-WEST UNIVERSITY	448	0	0	0	0	0	0	0	448
EASTERN ILLINOIS UNIV	1,988	44	32	0	0	12	0	0	1,944
ELGIN COMMUNITY COLLEGE	460	15	0	0	0	0	0	15	445
ELMHURST COLLEGE	771	7	7	0	0	0	0	0	764
EUREKA COLLEGE	357	0	0	0	0	0	0	0	357
FELICIAN COLLEGE	59	0	0	0	0	0	0	0	59
GARRETT-EVANGELICAL THEO SEM	35	0	0	0	0	0	0	0	35
GEM CITY COLLEGE	12	0	0	0	0	0	0	0	12
GEORGE WILLIAMS COLLEGE	367	0	0	0	0	0	0	0	367
GOVERNORS STATE UNIV	836	146	23	0	0	123	0	0	690
GREENVILLE COLLEGE	536	0	0	0	0	0	0	0	536
HEBREW THEOLOGICAL COL	12	0	0	0	0	0	0	0	12
HIGHLAND COMMUNITY COL	309	0	0	0	0	0	0	0	309
ILL E CC LINCOLN TRAIL C	117	0	0	0	0	0	0	0	117
ILL E CC OLNEY CNTRL COL	322	0	0	0	0	0	0	0	322
ILL E CMTY COL WABASH VLY	200	0	0	0	0	0	0	0	200
ILL ESTRN CC FRONTIER CC	21	0	0	0	0	0	0	0	21
ILL ESTRN CC SYS OFFICE	1	0	0	0	0	0	0	0	1
ILLINOIS BENEDICTINE COL	422	10	10	0	0	0	0	0	412
ILLINOIS CENTRAL COLLEGE	615	0	0	0	0	0	0	0	615
ILLINOIS COL OF OPTOMETRY	73	23	23	0	0	0	0	0	50
ILLINOIS COLLEGE	234	0	0	0	0	0	0	0	234
ILLINOIS INST OF TECH	7,274	4,919	4,835	0	0	30	39	15	2,355
ILLINOIS STATE UNIVERSITY	4,416	260	79	0	0	181	0	0	4,156
ILLINOIS VALLEY CMTY COL	235	0	0	0	0	0	0	0	235
ILLINOIS WESLEYAN UNIV	766	0	0	0	0	0	0	0	766
JOHN A LOGAN COLLEGE	334	0	0	0	0	0	0	0	334
JOHN MOOD COMMUNITY COLL	484	0	0	0	0	0	0	0	484
JOLIET JR COLLEGE	606	0	0	0	0	0	0	0	606
JUDSON COLLEGE	277	0	0	0	0	0	0	0	277
KANKAKEE COMMUNITY COL	359	0	0	0	0	0	0	0	359
KASKASKIA COLLEGE	312	0	0	0	0	0	0	0	312
KENDALL COLLEGE	267	0	0	0	0	0	0	0	267
KISHMAUKEE COLLEGE	264	0	0	0	0	0	0	0	264
KNOX COLLEGE	458	82	82	0	0	0	0	0	376
LAKE FOREST COLLEGE	674	0	0	0	0	0	0	0	674
LAKE LAND COLLEGE	570	0	0	0	0	0	0	0	570
LEWIS AND CLARK CMTY COL	829	0	0	0	0	0	0	0	829
LEWIS UNIVERSITY	836	0	0	0	0	0	0	0	836
LINCOLN CHRISTIAN COL	175	0	0	0	0	0	0	0	175
LINCOLN COLLEGE	869	0	0	0	0	0	0	0	869
LINCOLN LAND CMTY COLLEGE	460	0	0	0	0	0	0	0	460
LOYOLA UNIV - CHICAGO	5,497	2,545	2,465	0	0	15	65	0	2,952
LUTHERAN SCH OF THEOLOGY	11	0	0	0	0	0	0	0	11
MACCORMAC COLLEGE	137	0	0	0	0	0	0	0	137
MACMURRAY COLLEGE	446	0	0	0	0	0	0	0	446
MALLINCKRODT COLLEGE	15	0	0	0	0	0	0	0	15
MCCORNICK THEOL SEM	32	0	0	0	0	0	0	0	32
MCHENRY COUNTY COLLEGE	143	0	0	0	0	0	0	0	143
MCKENDREE COLLEGE	276	0	0	0	0	0	0	0	276
MIDSTATE COLLEGE	189	0	0	0	0	0	0	0	189
MIDWEST COLLEGE OF ENG	8	3	0	0	0	3	0	0	5
HILLIKIN UNIVERSITY	489	0	0	0	0	0	0	0	489

SEE FOOTNOTES AT END OF TABLE.

TABLE B-34. -- FEDERAL OBLIGATIONS TO UNIVERSITIES AND COLLEGES, BY STATE, INSTITUTION, AND TYPE OF ACTIVITY: FY 1982

CONTINUED

(DOLLARS IN THOUSANDS)

STATE & INSTITUTION	TOTAL, ALL ACTIVITIES	ACADEMIC SCIENCE/ENGINEERING							
		TOTAL ACADEMIC SCI/ENG	RESEARCH AND DEVELOPMENT	R&D PLANT	FACIL FOR INSTR IN S&E 1/	FELLOWSHIPS TRNG GRANTS	GENERAL SUPPORT SCI/ENG	OTHER SCI/ENG	NON-SCI/ENG
ILLINOIS, CONT'D									
MONMOUTH COLLEGE	479	0	0	0	0	0	0	0	479
MORAIN VALLEY CMTY COL	411	0	0	0	0	0	0	0	411
MORRISON INST OF TECH	1,189	0	0	0	0	0	0	0	1,189
MORTON COLLEGE	142	0	0	0	0	0	0	0	142
MUNDELEIN COLLEGE	602	44	0	0	0	44	0	0	558
NAT COL OF CHIROPRACTIC	91	0	0	0	0	0	0	0	91
NATIONAL COLLEGE OF EDUC	1,420	125	0	0	0	125	0	0	1,295
RILES COLLEGE	53	0	0	0	0	0	0	0	53
NORTH CENTRAL COLLEGE	231	0	0	0	0	0	0	0	231
NORTH PARK COL THEOL SEM	815	0	0	0	0	0	0	0	815
NORTHEASTERN ILL UNIV	2,524	92	0	0	0	92	0	0	2,432
NORTHERN BAPT THEOL SEM	12	0	0	0	0	0	0	0	12
NORTHERN ILLINOIS UNIV	5,849	1,302	1,110	0	0	134	58	0	4,547
NORTHWESTERN UNIVERSITY	43,124	35,061	33,117	120	0	1,322	389	113	8,063
OAKTON COMMUNITY COLLEGE	152	0	0	0	0	0	0	0	152
OLIVET NAZARENE COLLEGE	1,165	0	0	0	0	0	0	0	1,165
PARKLAND COLLEGE	740	11	0	0	0	0	0	11	729
PRAIRIE STATE COLLEGE	538	0	0	0	0	0	0	0	538
QUINCY COLLEGE	494	0	0	0	0	0	0	0	494
REND LAKE COLLEGE	298	0	0	0	0	0	0	0	298
RICHLAND CMTY COL	281	0	0	0	0	0	0	0	281
ROBERT MORRIS COL (ILL)	1,007	0	0	0	0	0	0	0	1,007
ROCK VALLEY COLLEGE	414	0	0	0	0	0	0	0	414
ROCKFORD COLLEGE	95	0	0	0	0	0	0	0	95
ROOSEVELT UNIVERSITY	1,789	0	0	0	0	0	0	0	1,789
ROSARY COLLEGE	325	0	0	0	0	0	0	0	325
RUSH UNIVERSITY	5,433	4,444	4,179	0	0	118	147	0	989
S ILLINOIS U EDWARDSVILLE	334	129	129	0	0	0	0	0	205
SANGAMON STATE UNIVERSITY	384	12	12	0	0	0	0	0	372
SAUK VALLEY COLLEGE	490	0	0	0	0	0	0	0	490
SCHOOLS OF THE ART INST	735	0	0	0	0	0	0	0	735
SHAWNEE COLLEGE	186	0	0	0	0	0	0	0	186
SHIMER COLLEGE	126	0	0	0	0	0	0	0	126
SOUTHEASTERN ILLINOIS COL	227	0	0	0	0	0	0	0	227
SOUTHERN ILL U-CARBONDALE	12,262	4,021	3,535	0	0	255	218	13	8,241
SPERTUS COLL OF JUDAICA	79	0	0	0	0	0	0	0	79
SPOON RIVER COLLEGE	283	0	0	0	0	0	0	0	283
SPRINGFIELD COL IN ILL	77	0	0	0	0	0	0	0	77
ST XAVIER COLLEGE	684	0	0	0	0	0	0	0	684
STATE COMMUNITY COLLEGE	916	0	0	0	0	0	0	0	916
TELSHE YESHIVA - CHICAGO	82	0	0	0	0	0	0	0	82
THORNTON COMMUNITY COL	632	0	0	0	0	0	0	0	632
TRINITY CHRISTIAN COL	167	0	0	0	0	0	0	0	167
TRINITY COLLEGE	535	0	0	0	0	0	0	0	535
TRINITY EVANGEL DIV SCHL	11	0	0	0	0	0	0	0	11
TRITON COLLEGE	1,581	0	0	0	0	0	0	0	1,581
U HLTH SCI/CHCGO MED SCH	2,166	1,475	1,418	0	0	8	49	0	691
UNIV OF ILL CHICAGO CIR	14,845	9,630	8,909	0	0	549	99	73	5,215
UNIV OF ILL MED CTR CHGO	16,564	13,776	12,068	360	0	672	238	438	2,788
UNIV OF ILL URBANA	81,644	75,870	63,923	0	0	1,551	1,031	9,365	5,774
UNIV OF ILLINOIS SYS OFF	697	518	453	0	0	45	0	20	179
UNIVERSITY OF CHICAGO	63,083	59,757	54,182	0	0	5,261	295	19	3,326
VANDERCOOK COL OF MUSIC	6	0	0	0	0	0	0	0	6
WAUBONSEE COMMUNITY COL	244	25	0	0	0	25	0	0	219
WESTERN ILLINOIS UNIV	2,957	418	73	0	0	345	0	0	2,539
WHEATON COLLEGE	593	0	0	0	0	0	0	0	593
WILLIAM RAINEY HARPER COL	305	0	0	0	0	0	0	0	305
WM M SCHOLL COLL POD MED	180	0	0	0	0	0	0	0	180
INDIANA, TOTAL	142,935	87,848	76,181	545	8	2,022	1,392	7,700	55,087
ANCILLA DOMINI COLLEGE	53	0	0	0	0	0	0	0	53
ANDERSON COLLEGE	1,200	0	0	0	0	0	0	0	1,200
BALL STATE UNIVERSITY	4,790	159	76	0	0	57	0	26	4,631
BETHEL COLLEGE	446	0	0	0	0	0	0	0	446
BUTLER UNIVERSITY	720	314	314	0	0	0	0	0	406
CALUMET COLLEGE	390	0	0	0	0	0	0	0	390
CHRISTIAN THEOL SEM	44	0	0	0	0	0	0	0	44
CLARK COLLEGE	1,308	0	0	0	0	0	0	0	1,308
DE PAUM UNIVERSITY	456	0	0	0	0	0	0	0	456
EARLHAM COLLEGE	731	6	6	0	0	0	0	0	725
FORT WAYNE BIBLE COL	301	0	0	0	0	0	0	0	301
FRANKLIN COL OF INDIANA	210	0	0	0	0	0	0	0	210
GOSHEN COLLEGE	633	45	45	0	0	0	0	0	588
GRACE COLLEGE	477	0	0	0	0	0	0	0	477
HANOVER COLLEGE	179	0	0	0	0	0	0	0	179
HOLY CROSS JUNIOR COLLEGE	57	0	0	0	0	0	0	0	57
HUNTINGTON COLLEGE	337	0	0	0	0	0	0	0	337
INDIANA CENTRAL UNIV	348	0	0	0	0	0	0	0	348
INDIANA STATE UNIVERSITY	4,565	513	506	0	0	0	0	7	4,052
INDIANA UNIVERSITY	49,340	31,509	30,056	0	0	941	403	109	17,831
INTERNATIONAL BUS COL	167	0	0	0	0	0	0	0	167
ITT EDUCATIONAL SERVICES	117	0	0	0	0	0	0	0	117
LOCKYEAR COLLEGE OF BUS	180	0	0	0	0	0	0	0	180
MANCHESTER COLLEGE	512	0	0	0	0	0	0	0	512
MARIAN COLLEGE	207	0	0	0	0	0	0	0	207
MARION COLLEGE	838	0	0	0	0	0	0	0	838
MARTIN CENTER COLLEGE	48	0	0	0	0	0	0	0	48
OAKLAND CITY COLLEGE	1,084	0	0	0	0	0	0	0	1,084
PURDUE UNIVERSITY	55,783	47,449	38,142	200	0	736	869	7,502	8,334
ROSE-HULMAN INST OF TECH	370	0	0	0	0	0	0	0	370
ST FRANCIS COLLEGE	280	0	0	0	0	0	0	0	280
ST JOSEPH'S COLLEGE	447	0	0	0	0	0	0	0	447

SEE FOOTNOTES AT END OF TABLE.

TABLE B-34. -- FEDERAL OBLIGATIONS TO UNIVERSITIES AND COLLEGES, BY STATE, INSTITUTION, AND TYPE OF ACTIVITY: FY 1982

CONTINUED

(DOLLARS IN THOUSANDS)

STATE & INSTITUTION	TOTAL, ALL ACTIVITIES	ACADEMIC SCIENCE/ENGINEERING							
		TOTAL ACADEMIC SCI/ENG	RESEARCH AND DEVELOPMENT	R&D PLANT	FACIL FOR INSTR IN S&E 1/	FELLOWSHIPS TRNG GRANTS	GENERAL SUPPORT SCI/ENG	OTHER SCI/ENG	NON-SCI/ENG
INDIANA, CONT'D									
ST MARY-OF-THE-WOODS COL	147	0	0	0	0	0	0	0	147
ST MARY'S COLLEGE	381	0	0	0	0	0	0	0	381
ST MEINRAD COLLEGE	111	0	0	0	0	0	0	0	111
ST MEINRAD SCH - THEOLOGY	29	0	0	0	0	0	0	0	29
TAYLOR UNIVERSITY	632	0	0	0	0	0	0	0	632
TRI-STATE UNIVERSITY	276	0	0	0	0	0	0	0	276
UNIVERSITY OF EVANSVILLE	1,085	0	0	0	0	0	0	0	1,085
UNIVERSITY OF NOTRE DAME	10,164	7,853	7,036	345	8	288	120	56	2,311
VALPARAISO UNIVERSITY	1,254	0	0	0	0	0	0	0	1,254
VINCENNES UNIVERSITY	2,056	0	0	0	0	0	0	0	2,056
WABASH COLLEGE	182	0	0	0	0	0	0	0	182
IOWA, TOTAL	105,690	59,947	47,898	0	0	3,045	1,072	7,932	45,743
BRIAR CLIFF COLLEGE	955	0	0	0	0	0	0	0	955
BUENA VISTA COLLEGE	814	0	0	0	0	0	0	0	814
CENTRAL UNIV OF IOWA	1,127	0	0	0	0	0	0	0	1,127
CLARKE COLLEGE	209	28	0	0	0	28	0	0	181
COE COLLEGE	647	0	0	0	0	0	0	0	647
COL OF OSTEO MED & SURG	830	0	0	0	0	0	0	0	830
CORNELL COLLEGE	764	142	28	0	0	114	0	0	622
DES MOINES AREA CMTY COL	231	0	0	0	0	0	0	0	231
DIVINE WORD COLLEGE	139	0	0	0	0	0	0	0	139
DORDT COLLEGE	540	0	0	0	0	0	0	0	540
DRAKE UNIVERSITY	2,709	103	30	0	0	42	0	31	2,606
EASTERN IOWA CMTY COLLEGE	603	0	0	0	0	0	0	0	603
ELLSWORTH COMMUNITY COL	360	0	0	0	0	0	0	0	360
FAITH BAPTIST BIBLE COL	14	0	0	0	0	0	0	0	14
GRACELAND COLLEGE	1,015	0	0	0	0	0	0	0	1,015
GRAND VIEW COLLEGE	319	0	0	0	0	0	0	0	319
GRINNELL COLLEGE	295	0	0	0	0	0	0	0	295
HAWKEYE INSTITUTE OF TECH	501	0	0	0	0	0	0	0	501
INDIAN HILLS CMTY COLLEGE	629	0	0	0	0	0	0	0	629
IOWA CENTRAL CMTY COLLEGE	580	0	0	0	0	0	0	0	580
IOWA LAKES CMTY COLLEGE	566	0	0	0	0	0	0	0	566
IOWA ST U OF SCI & TECH	24,812	19,281	10,869	0	0	281	301	7,830	5,531
IOWA WESLEYAN COLLEGE	326	0	0	0	0	0	0	0	326
IOWA WESTERN CMTY COLLEGE	547	0	0	0	0	0	0	0	547
KIRKWOOD COMMUNITY COL	1,168	127	0	0	0	111	0	16	1,041
LQRAS COLLEGE	617	0	0	0	0	0	0	0	617
LUTHER COLLEGE	1,477	0	0	0	0	0	0	0	1,477
MAHARISHI INTL UNIVERSITY	1,322	0	0	0	0	0	0	0	1,322
MARSHALLTOWN CMTY COLLEGE	321	0	0	0	0	0	0	0	321
MARYCREST COLLEGE	442	0	0	0	0	0	0	0	442
MORNINGSIDE COLLEGE	899	0	0	0	0	0	0	0	899
MOUNT MERCY COLLEGE	459	0	0	0	0	0	0	0	459
MOUNT ST CLARE COLLEGE	74	0	0	0	0	0	0	0	74
N IOWA AREA CMTY COLLEGE	640	0	0	0	0	0	0	0	640
NORTHWEST IOWA TECH COL	98	0	0	0	0	0	0	0	98
NORTHWESTERN COLLEGE	591	0	0	0	0	0	0	0	591
OPEN BIBLE COLLEGE	61	0	0	0	0	0	0	0	61
PALMER COL OF CHIROPRTC	29	0	0	0	0	0	0	0	29
SIMPSON COLLEGE	652	0	0	0	0	0	0	0	652
STOUX EMPIRE COLLEGE	453	0	0	0	0	0	0	0	453
SOUTHEASTRN CMTY COL (IA)	303	0	0	0	0	0	0	0	303
SOUTHWESTERN CMTY COLLEGE	247	0	0	0	0	0	0	0	247
ST AMBROSE COLLEGE	433	0	0	0	0	0	0	0	433
UNITED ELECTRON INST-IOWA	518	0	0	0	0	0	0	0	518
UNIV OF NORTHERN IOWA	3,255	209	0	0	0	127	82	0	3,046
UNIVERSITY OF DUBUQUE	562	0	0	0	0	0	0	0	562
UNIVERSITY OF IOWA	48,013	40,057	36,971	0	0	2,342	689	55	7,956
UPPER IOWA UNIVERSITY	399	0	0	0	0	0	0	0	399
VENNARD COLLEGE	104	0	0	0	0	0	0	0	104
WALDORF COLLEGE	280	0	0	0	0	0	0	0	280
WARTBURG COLLEGE	753	0	0	0	0	0	0	0	753
WARTBURG THEOL SEM	19	0	0	0	0	0	0	0	19
WESTERN IOWA TECH	668	0	0	0	0	0	0	0	668
WESTMAR COLLEGE	577	0	0	0	0	0	0	0	577
WILLIAM PENN COLLEGE	724	0	0	0	0	0	0	0	724
KANSAS, TOTAL	64,551	31,904	24,678	0	0	1,659	634	4,933	32,647
ALLEN CO CMTY JUNIOR COL	102	0	0	0	0	0	0	0	102
BAKER UNIVERSITY	542	0	0	0	0	0	0	0	542
BARTON COUNTY CMTY COL	167	0	0	0	0	0	0	0	167
BENEDICTINE COLLEGE	589	0	0	0	0	0	0	0	589
BETHANY COLLEGE	469	0	0	0	0	0	0	0	469
BETHEL COLLEGE	425	0	0	0	0	0	0	0	425
BUTLER COUNTY CMTY JR COL	235	0	0	0	0	0	0	0	235
CENTRAL COLLEGE	338	0	0	0	0	0	0	0	338
CLOUD COUNTY CMTY COL	350	0	0	0	0	0	0	0	350
COFFEYVILLE CMTY COL	158	0	0	0	0	0	0	0	158
COLBY COMMUNITY COLLEGE	530	0	0	0	0	0	0	0	530
CONLEY CO CMTY COLLEGE	141	0	0	0	0	0	0	0	141
DODGE CITY CMTY COL	266	0	0	0	0	0	0	0	266
DONNELLY COLLEGE	647	0	0	0	0	0	0	0	647
EMPORIA STATE UNIVERSITY	1,873	227	0	0	0	227	0	0	1,646
FORT HAYS KANSAS ST UNIV	1,574	45	0	0	0	45	0	0	1,529
FORT SCOTT CMTY COL	448	0	0	0	0	0	0	0	448
FRIENDS BIBLE COLLEGE	90	0	0	0	0	0	0	0	90
FRIENDS UNIVERSITY	326	0	0	0	0	0	0	0	326
GARDEN CITY CMTY COL	226	0	0	0	0	0	0	0	226
MASKELL INDIAN JR COLLEGE	290	0	0	0	0	0	0	0	290

SEE FOOTNOTES AT END OF TABLE.

TABLE B-34. -- FEDERAL OBLIGATIONS TO UNIVERSITIES AND COLLEGES, BY STATE, INSTITUTION, AND TYPE OF ACTIVITY: FY 1982

CONTINUED

(DOLLARS IN THOUSANDS)

STATE & INSTITUTION	TOTAL, ALL ACTIVITIES	ACADEMIC SCIENCE/ENGINEERING							NON-SCI/ENG
		TOTAL ACADEMIC SCI/ENG	RESEARCH AND DEVELOPMENT	R&D PLANT	FACIL FOR INSTR IN S&E 1/	FELLOWSHIPS TRAINESHIPS TRNG GRANTS	GENERAL SUPPORT SCI/ENG	OTHER SCI/ENG	
KANSAS, CONT'D									
HESSTON COLLEGE	369	0	0	0	0	0	0	0	369
HIGHLAND CMTY COLLEGE	262	0	0	0	0	0	0	0	262
HUTCHINSON CMTY COL	457	0	0	0	0	0	0	0	457
INDEPENDENCE CMTY COLLEGE	503	0	0	0	0	0	0	0	503
JOHNSON COUNTY CMTY COL	408	0	0	0	0	0	0	0	408
KANS ST U - AG & APP SCI	18,427	13,814	8,928	0	0	84	163	4,639	4,613
KANSAS CITY KANSAS CMTY C	496	0	0	0	0	0	0	0	496
KANSAS NEWMAN COLLEGE	236	0	0	0	0	0	0	0	236
KANSAS WESLEYAN	293	0	0	0	0	0	0	0	293
LABETTE COMMUNITY COLLEGE	111	0	0	0	0	0	0	0	111
MANHATTAN CHRISTIAN COL	181	0	0	0	0	0	0	0	181
MARYMOUNT COL OF KANSAS	442	0	0	0	0	0	0	0	442
MCPHERSON COLLEGE	276	0	0	0	0	0	0	0	276
MID-AMERICA NAZARENE COL	667	0	0	0	0	0	0	0	667
NEOSHO COUNTY CMTY COL	85	0	0	0	0	0	0	0	85
OTTAWA UNIVERSITY	387	0	0	0	0	0	0	0	387
PITTSBURG STATE UNIV	1,489	0	0	0	0	0	0	0	1,489
PRATT COMMUNITY COL	116	0	0	0	0	0	0	0	116
SEWARD COUNTY CMTY COL	149	0	0	0	0	0	0	0	149
SOUTHWESTERN COLLEGE	302	0	0	0	0	0	0	0	302
ST JOHN'S COLLEGE	123	0	0	0	0	0	0	0	123
ST MARY COLLEGE	212	0	0	0	0	0	0	0	212
ST MARY OF THE PLAINS COL	474	0	0	0	0	0	0	0	474
STERLING COLLEGE	238	0	0	0	0	0	0	0	238
TABOR COLLEGE	460	0	0	0	0	0	0	0	460
UNIVERSITY OF KANSAS	23,665	17,380	15,450	0	0	1,204	432	294	6,285
WASHBURN UNIV OF TOPEKA	975	0	0	0	0	0	0	0	975
WICHITA STATE UNIVERSITY	2,962	438	300	0	0	99	39	0	2,524
KENTUCKY, TOTAL	81,119	31,662	20,526	0	0	1,047	693	9,396	49,457
ALICE LLOYD COLLEGE	441	0	0	0	0	0	0	0	441
ASBURY COLLEGE	537	0	0	0	0	0	0	0	537
ASBURY THEOL SEMINARY	99	0	0	0	0	0	0	0	99
BELLARMINE COLLEGE	614	51	51	0	0	0	0	0	563
BEREA COLLEGE	2,194	0	0	0	0	0	0	0	2,194
BRESCIA COLLEGE	436	0	0	0	0	0	0	0	436
CAMPBELLSVILLE COLLEGE	743	0	0	0	0	0	0	0	743
CENTRE COL OF KENTUCKY	267	0	0	0	0	0	0	0	267
CUMBERLAND COLLEGE	1,678	0	0	0	0	0	0	0	1,678
DRAUGHON'S COLLEGE (KY)	405	0	0	0	0	0	0	0	405
EASTERN KENTUCKY UNIV	5,640	155	25	0	0	129	1	0	5,485
GEORGETOWN COLLEGE	511	0	0	0	0	0	0	0	511
KENTUCKY CHRISTIAN COL	490	0	0	0	0	0	0	0	490
KENTUCKY COLLEGE OF TECH	728	0	0	0	0	0	0	0	728
KENTUCKY JR COL BUSINESS	394	0	0	0	0	0	0	0	394
KENTUCKY STATE UNIVERSITY	4,260	2,527	1,510	0	0	41	75	901	1,733
KENTUCKY WESLEYAN COLLEGE	426	0	0	0	0	0	0	0	426
LEES JUNIOR COLLEGE	538	0	0	0	0	0	0	0	538
LINDSEY WILSON COLLEGE	259	0	0	0	0	0	0	0	259
LOUISVILLE PRES THEOL SEM	27	0	0	0	0	0	0	0	27
LOUISVILLE SCHL OF ART	52	0	0	0	0	0	0	0	52
LOUISVILLE TECHNICAL INST	266	0	0	0	0	0	0	0	266
MIDWAY COLLEGE	477	0	0	0	0	0	0	0	477
MOREHEAD STATE UNIVERSITY	3,044	0	0	0	0	0	0	0	3,044
MURRAY STATE UNIVERSITY	3,469	460	96	0	0	251	63	50	3,009
NORTHERN KENTUCKY UNIV	1,736	115	20	0	0	95	0	0	1,621
OMENSBORO BUSINESS COL	277	0	0	0	0	0	0	0	277
PIKEVILLE COLLEGE	688	0	0	0	0	0	0	0	688
SEMINARY OF ST PIUS X	58	0	0	0	0	0	0	0	58
SPALDING COLLEGE	423	0	0	0	0	0	0	0	423
ST CATHERINE COLLEGE	196	0	0	0	0	0	0	0	196
SUE BENNETT COLLEGE	107	0	0	0	0	0	0	0	107
SULLIVAN JR COL OF BUS	670	0	0	0	0	0	0	0	670
THOMAS MORE COLLEGE	506	0	0	0	0	0	0	0	506
TRANSYLVANIA UNIVERSITY	320	0	0	0	0	0	0	0	320
UNION COLLEGE	683	23	0	0	0	0	0	23	660
UNIVERSITY OF KENTUCKY	33,241	23,594	14,764	0	0	212	438	8,180	9,647
UNIVERSITY OF LOUISVILLE	7,828	4,338	3,863	0	0	118	115	242	3,490
WATTERSON COLLEGE	2,357	0	0	0	0	0	0	0	2,357
WESTERN KENTUCKY UNIV	4,034	399	197	0	0	201	1	0	3,635
LOUISIANA, TOTAL	101,559	43,979	34,475	291	0	1,098	1,584	6,531	57,580
BOSSIER PARISH CMTY COLL	19	0	0	0	0	0	0	0	19
CENTENARY COLLEGE OF LA	293	0	0	0	0	0	0	0	293
DELGADO COMMUNITY COLLEGE	1,860	0	0	0	0	0	0	0	1,860
DILLARD UNIVERSITY	2,156	163	0	0	0	49	114	0	1,993
GRAMBLING STATE UNIV	5,087	178	0	0	0	178	0	0	4,909
LA ST UNIV SYSTEM OFFICE	6,720	1,149	1,102	0	0	47	0	0	5,571
LOUISIANA COLLEGE	441	10	10	0	0	0	0	0	431
LOUISIANA STATE UNIV	30,987	29,074	22,141	90	0	342	518	5,983	1,913
LOUISIANA TECH UNIVERSITY	2,499	141	141	0	0	0	0	0	2,358
LOYOLA UNIV - NEW ORLEANS	1,353	8	8	0	0	0	0	0	1,345
MCNEESE STATE UNIVERSITY	3,632	99	99	0	0	0	0	0	3,533
NICHOLLS STATE UNIVERSITY	1,028	0	0	0	0	0	0	0	1,028
NORTHEAST LOUISIANA UNIV	3,239	16	16	0	0	0	0	0	3,223
NORTHWESTERN ST UNIV LA	1,803	0	0	0	0	0	0	0	1,803
NOTRE DAME SEM SCH THEOL	21	0	0	0	0	0	0	0	21
OUR LADY HOLY CROSS COL	227	0	0	0	0	0	0	0	227
PHILLIPS COL NEW ORLEANS	602	0	0	0	0	0	0	0	602
SAINT BERNARD PARISH CC	12	0	0	0	0	0	0	0	12
SOUTHEASTERN LA UNIV	1,934	80	80	0	0	0	0	0	1,854

SEE FOOTNOTES AT END OF TABLE:

TABLE B-34. -- FEDERAL OBLIGATIONS TO UNIVERSITIES AND COLLEGES, BY STATE, INSTITUTION, AND TYPE OF ACTIVITY: FY 1982

CONTINUED

(DOLLARS IN THOUSANDS)

STATE & INSTITUTION	TOTAL, ALL ACTIVITIES	TOTAL ACADEMIC SCI/ENG	RESEARCH AND DEVELOPMENT	R&D PLANT	ACADEMIC SCIENCE/ENGINEERING FACIL FOR INSTR IN S&E 1/	FELLOWSHIPS TRNG	GENERAL SUPPORT SCI/ENG	OTHER SCI/ENG	NON-SCI/ENG
LOUISIANA, CONT'D									
SOUTHERN U & A&M COLLEGE	11,367	2,030	1,101	0	0	0	381	548	9,337
ST JOSEPH SEMINARY	66	0	0	0	0	0	0	0	66
ST MARY'S DOMINICAN COL	187	0	0	0	0	0	0	0	187
TULANE UNIVERSITY	14,176	9,396	8,839	0	0	335	222	0	4,780
UNIV OF SOUTHWESTERN LA	3,975	186	186	0	0	0	0	0	3,789
UNIVERSITY OF NEW ORLEANS	3,986	892	613	201	0	78	0	0	3,094
XAVIER UNIVERSITY OF LA	3,889	557	139	0	0	69	349	0	3,332
MAINE, TOTAL	31,947	7,874	5,409	0	0	365	54	2,046	24,073
ANDOVER COLLEGE	282	0	0	0	0	0	0	0	282
BANGOR THEOL SEMINARY	95	0	0	0	0	0	0	0	95
BATES COLLEGE	390	70	70	0	0	0	0	0	320
BEAL COLLEGE	207	0	0	0	0	0	0	0	207
BOWDOIN COLLEGE	859	221	221	0	0	0	0	0	638
CASCO BAY COLLEGE	115	0	0	0	0	0	0	0	115
CEN ME MED CTR SCH NURS	74	0	0	0	0	0	0	0	74
CEN RL MAINE VO TECH INST	137	0	0	0	0	0	0	0	137
COCBY COLLEGE	467	0	0	0	0	0	0	0	467
COLLEGE OF THE ATLANTIC	105	0	0	0	0	0	0	0	105
EASTERN ME VOC TECH INST	309	0	0	0	0	0	0	0	309
HUSSON COLLEGE	999	0	0	0	0	0	0	0	999
MASSON COLLEGE	165	9	0	0	0	9	0	0	156
NORTHRN ME VOC TECH INST	375	0	0	0	0	0	0	0	375
SOUTHERN ME VOC TECH INST	343	0	0	0	0	0	0	0	343
ST JOSEPH'S COLLEGE	296	0	0	0	0	0	0	0	296
THOMAS COLLEGE	501	0	0	0	0	0	0	0	501
UNITY COLLEGE	494	0	0	0	0	0	0	0	494
UNIV MAINE, PRESQUE ISLE	1,559	0	0	0	0	0	0	0	1,559
UNIV OF MAINE AUGUSTA	996	0	0	0	0	0	0	0	996
UNIV OF MAINE ORONO	14,001	7,263	4,814	0	0	349	54	2,046	6,738
UNIV OF MAINE SYSTEM OFF	185	162	162	0	0	0	0	0	23
UNIV OF MAINE, FARMINGTON	1,591	0	0	0	0	0	0	0	1,591
UNIV OF MAINE, FORT KENT	475	0	0	0	0	0	0	0	475
UNIV OF MAINE, MACHIAS	646	0	0	0	0	0	0	0	646
UNIVERSITY OF ME-BANGOR	10	10	10	0	0	0	0	0	0
UNIVERSITY OF NEW ENGLAND	1,099	61	54	0	0	7	0	0	1,038
UNIVERSITY OF STRN MAINE	4,820	78	78	0	0	0	0	0	4,742
NESTBROOK COLLEGE	352	0	0	0	0	0	0	0	352
MARYLAND, TOTAL	434,940	382,007	366,789	460	0	8,969	1,367	4,422	52,933
ALLEGANY COMMUNITY COL	802	37	0	0	0	37	0	0	765
ANNE ARUNDEL CMTY COLLEGE	456	0	0	0	0	0	0	0	456
BOWIE STATE COLLEGE	1,287	157	110	0	0	47	0	0	1,130
CAPITOL INST OF TECH	308	0	0	0	0	0	0	0	308
CATONSVILLE CMTY COLLEGE	1,577	1	0	0	0	0	1	0	1,576
CECIL COMMUNITY COLLEGE	184	0	0	0	0	0	0	0	184
CHARLES COUNTY CMTY COL	342	135	0	0	0	105	0	30	207
CHESAPEAKE COLLEGE	353	0	0	0	0	0	0	0	353
CMTY COLLEGE OF BALTIMORE	4,698	0	0	0	0	0	0	0	4,698
COL OF NOTRE DAME OF MD	286	0	0	0	0	0	0	0	286
COLUMBIA UNION COLLEGE	273	0	0	0	0	0	0	0	273
COPPIN STATE COLLEGE	2,595	114	114	0	0	0	0	0	2,481
DUNDALK COMMUNITY COLLEGE	424	0	0	0	0	0	0	0	424
EASTERN CHRISTIAN COLLEGE	33	0	0	0	0	0	0	0	33
ESSEX COMMUNITY COLLEGE	1,153	0	0	0	0	0	0	0	1,153
FREDERICK COMMUNITY COL	152	0	0	0	0	0	0	0	152
FROSTBURG STATE COLLEGE	1,201	1	0	0	0	1	0	0	1,200
GARRETT COMMUNITY COLLEGE	154	0	0	0	0	0	0	0	154
BOUCHER COLLEGE	416	0	0	0	0	0	0	0	416
HAGERSTOWN JUNIOR COLLEGE	220	0	0	0	0	0	0	0	220
HARFORD COMMUNITY COLLEGE	407	0	0	0	0	0	0	0	407
HOOD COLLEGE	443	35	0	0	0	35	0	0	408
HOWARD COMMUNITY COLLEGE	274	0	0	0	0	0	0	0	274
JOHNS HOPKINS UNIVERSITY	327,090	321,008	312,979	372	0	7,054	564	39	6,082
LOYOLA COLLEGE	487	0	0	0	0	0	0	0	487
MARYLAND COL ART & DESIGN	24	0	0	0	0	0	0	0	24
MARYLAND INST COL OF ART	728	0	0	0	0	0	0	0	728
MARYLAND MEDICAL SEC SCH	110	0	0	0	0	0	0	0	110
MONTGOMERY COLLEGE	2,300	0	0	0	0	0	0	0	2,300
MORGAN STATE UNIVERSITY	4,843	591	312	0	0	279	0	0	4,252
MOUNT ST MARY'S COL (MD)	218	0	0	0	0	0	0	0	218
NER ISRAEL RABBINICAL COL	97	0	0	0	0	0	0	0	97
PEABODY INST-J HOPKINS U	46	0	0	0	0	0	0	0	46
PRINCE GEORGES CMTY U	1,575	0	0	0	0	0	0	0	1,575
SALISBURY STATE COLLEGE	803	0	0	0	0	0	0	0	803
SOJOURNER-DOUGLAS COLLEGE	638	0	0	0	0	0	0	0	638
ST JOHN'S COLLEGE (MD)	606	0	0	0	0	0	0	0	606
ST MARY'S COLLEGE OF MD	193	0	0	0	0	0	0	0	193
ST MARY'S SEM & UNIV	22	0	0	0	0	0	0	0	22
TOWSON STATE UNIVERSITY	1,903	15	10	0	0	5	0	0	1,888
U OF MD BALTIMORE COUNTY	3,413	1,566	1,358	0	0	81	127	0	1,847
U OF MD CENTER FOR EES	138	138	138	0	0	0	0	0	0
U OF MD EASTERN SHORE	2,771	1,597	806	0	0	40	305	446	1,174
U OF MD UNIVERSITY COLL	2,180	126	0	0	0	126	0	0	2,054
UNIV OF MARYLAND SYS OFF	313	313	252	0	0	0	0	61	0
UNIV OF MD BALT PROF SCH	26,350	22,753	22,355	0	0	176	222	0	3,597
UNIV OF MD COLLEGE PARK	38,477	33,418	28,355	88	0	981	148	3,846	5,059
UNIVERSITY OF BALTIMORE	585	0	0	0	0	0	0	0	585
VILLA JULIE COLLEGE	260	0	0	0	0	0	0	0	260
WASH BIBLE COLLEGE	196	0	0	0	0	0	0	0	196
WASHINGTON COLLEGE	97	0	0	0	0	0	0	0	97

SEE FOOTNOTES AT END OF TABLE.



TABLE B-34. -- FEDERAL OBLIGATIONS TO UNIVERSITIES AND COLLEGES, BY STATE, INSTITUTION, AND TYPE OF ACTIVITY: FY 1982

CONTINUED

(DOLLARS IN THOUSANDS)

STATE & INSTITUTION	TOTAL, ALL ACTIVITIES	ACADEMIC SCIENCE/ENGINEERING								NON-SCI/ENG
		TOTAL ACADEMIC SCI/ENG	RESEARCH AND DEVELOPMENT	R&D PLANT	FACIL FOR INSTR IN S&E	FELLOWSHIPS TRNG GRANTS	GENERAL SUPPORT SCI/ENG	OTHER SCI/ENG		
MARYLAND, CONT'D										
WESTERN MARYLAND COLLEGE	345	2	0	0	0	2	0	0	0	343
MOR-WIC TECH CMTY COLLEGE	94	0	0	0	0	0	0	0	0	94
MASSACHUSETTS, TOTAL										
	549,992	406,357	373,011	6,008	46	19,449	2,239	5,604		143,635
AMERICAN INTERNATL COL	955	0	0	0	0	0	0	0	0	955
AMHERST COLLEGE	1,491	738	717	0	0	0	21	0	0	753
ANDOVER NEWTON THEOL SCH	130	0	0	0	0	0	0	0	0	130
ANNA MARIA COLLEGE	404	0	0	0	0	0	0	0	0	404
AQUINAS JR COLL MILTON	227	0	0	0	0	0	0	0	0	227
ASSUMPTION COLLEGE	698	0	0	0	0	0	0	0	0	698
ATLANTIC UNION COLLEGE	808	0	0	0	0	0	0	0	0	808
BABSON COLLEGE	259	10	10	0	0	0	0	0	0	249
BAY PATH JR COLLEGE	224	0	0	0	0	0	0	0	0	224
BAY STATE JR COL BUSINESS	506	0	0	0	0	0	0	0	0	506
BECKER JR COL - LEICESTER	101	0	0	0	0	0	0	0	0	101
BECKER JR COL - WORCESTER	635	0	0	0	0	0	0	0	0	635
BENTLEY COLLEGE	1,508	39	39	0	0	0	0	0	0	1,469
BERKLEE COLLEGE OF MUSIC	1,122	0	0	0	0	0	0	0	0	1,122
BERKSHIRE CHRISTIAN COL	92	0	0	0	0	0	0	0	0	92
BERKSHIRE COMMUNITY COL	533	1	0	0	0	1	0	0	0	532
BOSTON ARCHITECTURAL CTR	1	0	0	0	0	0	0	0	0	1
BOSTON COLLEGE	10,006	5,173	4,800	0	0	332	41	0	0	4,833
BOSTON CONSERV OF MUSIC	222	0	0	0	0	0	0	0	0	222
BOSTON STATE COLLEGE	1,235	0	0	0	0	0	0	0	0	1,235
BOSTON UNIVERSITY	44,481	32,599	30,397	212	0	1,689	257	44	0	11,882
BRADFORD COLLEGE	100	0	0	0	0	0	0	0	0	100
BRANDEIS UNIVERSITY	14,302	12,629	11,558	0	0	896	156	19	0	1,673
BRIDGEMATER STATE COLLEGE	1,563	24	0	0	0	0	0	24	0	1,539
BRISTOL COMMUNITY COLLEGE	1,108	0	0	0	0	0	0	0	0	1,108
BUNKER HILL COMMUNITY COL	1,199	0	0	0	0	0	0	0	0	1,199
CAPE COD COMMUNITY COL	520	0	0	0	0	0	0	0	0	520
CHAMBERLAYNE JR COL	358	0	0	0	0	0	0	0	0	358
CLARK UNIVERSITY	3,389	854	824	0	0	8	22	0	0	2,535
CNTRL NEW ENGLAND C TECH	520	0	0	0	0	0	0	0	0	520
COL OF OUR LADY OF ELMS	310	0	0	0	0	0	0	0	0	310
COL OF THE HOLY CROSS	1,324	94	83	0	0	11	0	0	0	1,230
CURRY COLLEGE	320	0	0	0	0	0	0	0	0	320
DEAN JUNIOR COLLEGE	325	0	0	0	0	0	0	0	0	325
EASTERN NAZARENE COLLEGE	690	47	47	0	0	0	0	0	0	643
EMERSON COLLEGE	850	0	0	0	0	0	0	0	0	850
EMMANUEL COLLEGE	1,487	1,050	1,050	0	0	0	0	0	0	437
ENDICOTT COLLEGE	168	0	0	0	0	0	0	0	0	168
EPISCOPAL DIVINITY SCHOOL	22	0	0	0	0	0	0	0	0	22
FISHER JUNIOR COLLEGE	952	0	0	0	0	0	0	0	0	952
FITCHBURG STATE COLLEGE	1,335	0	0	0	0	0	0	0	0	1,335
FORSYTH SCH DENT HYGMSTS	55	0	0	0	0	0	0	0	0	55
FRAMINGHAM STATE COLLEGE	785	66	0	0	0	66	0	0	0	719
FRANKLIN INST OF BOSTON	124	0	0	0	0	0	0	0	0	124
GORDON COLLEGE	528	49	49	0	0	0	0	0	0	479
GORDON-CONNELL THEOL SEM	77	0	0	0	0	0	0	0	0	77
GREENFIELD COMMUNITY COL	463	0	0	0	0	0	0	0	0	463
HAMPSHIRE COLLEGE	651	104	97	0	0	0	0	7	0	547
HARVARD UNIVERSITY	104,442	96,194	85,757	450	46	8,343	649	949	0	8,248
HELLENIC COL HOLY CROSS	115	69	69	0	0	0	0	0	0	46
HOLYOKE COMMUNITY COLLEGE	1,220	0	0	0	0	0	0	0	0	1,220
LABOURE JUNIOR COLLEGE	137	0	0	0	0	0	0	0	0	137
LASELL JUNIOR COLLEGE	202	0	0	0	0	0	0	0	0	202
LESLEY COLLEGE	591	99	0	0	0	99	0	0	0	492
MARIAN COURT JUNIOR COLL	73	0	0	0	0	0	0	0	0	73
MASS BAY COMMUNITY COL	288	0	0	0	0	0	0	0	0	288
MASS COL PHAR/ALLIED HLTH	366	0	0	0	0	0	0	0	0	366
MASS INST OF TECHNOLOGY	164,182	160,283	148,837	4,523	0	5,715	371	837	0	3,899
MASSASOIT COMMUNITY COL	785	0	0	0	0	0	0	0	0	785
MERRIMACK COLLEGE	561	0	0	0	0	0	0	0	0	561
MIDDLESEX CMTY COL (MASS)	482	0	0	0	0	0	0	0	0	482
MOUNT HOLYOKE COLLEGE	615	212	212	0	0	0	0	0	0	615
MOUNT IDA JUNIOR COLLEGE	383	0	0	0	0	0	0	0	0	383
MOUNT WACHUSETT CMTY COL	625	0	0	0	0	0	0	0	0	625
N E COL OF OPTOMETRY	66	15	15	0	0	0	0	0	0	51
NEW ENG INST APPL ARTS	19	0	0	0	0	0	0	0	0	19
NEW ENGL CONSERV OF MUSIC	450	0	0	0	0	0	0	0	0	450
NEW ENGLAND SCHOOL OF LAW	128	0	0	0	0	0	0	0	0	128
NEWBURY JUNIOR COLLEGE	1,054	0	0	0	0	0	0	0	0	1,054
NICHOLS COLLEGE	226	0	0	0	0	0	0	0	0	226
NORTH ADAMS STATE COLLEGE	1,039	0	0	0	0	0	0	0	0	1,039
NORTH SHORE CMTY COLLEGE	909	0	0	0	0	0	0	0	0	909
NORTHEASTERN UNIVERSITY	18,099	5,262	5,032	0	0	155	66	9	0	12,833
NORTHERN ESSEX CMTY COL	1,041	0	0	0	0	0	0	0	0	1,041
PINE MANOR COLLEGE	79	0	0	0	0	0	0	0	0	79
QUINCY JUNIOR COLLEGE	652	0	0	0	0	0	0	0	0	652
QUINSIGAMOND CMTY COLLEGE	1,025	0	0	0	0	0	0	0	0	1,025
RADCLIFFE COLLEGE	1,164	234	234	0	0	0	0	0	0	930
REGIS COLLEGE	1,670	1,195	931	0	0	214	0	50	0	475
ROXBURY COMMUNITY COLLEGE	1,042	0	0	0	0	0	0	0	0	1,042
SALEM STATE COLLEGE	2,056	0	0	0	0	0	0	0	0	2,056
SCH-MUSEUM FINE ARTS-BOST	304	0	0	0	0	0	0	0	0	304
SIMMONS COLLEGE	2,163	295	32	0	0	263	0	0	0	1,868
SIMON'S ROCK	124	0	0	0	0	0	0	0	0	124
SMITH COLLEGE	1,384	310	189	0	0	121	0	0	0	1,074
SOUTHEASTERN MASS UNIV	2,660	461	352	0	0	98	1	10	0	2,199
SPRINGFIELD COLLEGE	731	0	0	0	0	0	0	0	0	731
SPRINGFIELD TECH CMTY COL	256	0	0	0	0	0	0	0	0	256

SEE FOOTNOTES AT END OF TABLE.

TABLE B-34. -- FEDERAL OBLIGATIONS TO UNIVERSITIES AND COLLEGES, BY STATE, INSTITUTION, AND TYPE OF ACTIVITY: FY 1982

CONTINUED

(DOLLARS IN THOUSANDS)

STATE & INSTITUTION	TOTAL, ALL ACTIVITIES	ACADEMIC SCIENCE/ENGINEERING							
		TOTAL ACADEMIC SCI/ENG	RESEARCH AND DEVELOPMENT	R&D PLANT	FACIL FOR INSTR IN S&E 1/	FELLOWSHIPS TRNG GRANTS	GENERAL SUPPORT SCI/ENG	OTHER SCI/ENG	NON-SCI/ENG
MASSACHUSETTS, CONT'D									
ST JOHN'S SEMINARY	44	0	0	0	0	0	0	0	44
STONEMILL COLLEGE	616	0	0	0	0	0	0	0	616
SUFFOLK UNIVERSITY	2,117	78	0	0	0	0	0	0	2,039
SHAIN SCH OF DESIGN	158	0	0	0	0	0	0	0	158
TUFTS UNIVERSITY	36,710	17,508	16,808	0	0	0	0	0	19,202
U MASS MED SCHL WORCESTER	10,631	8,195	7,878	0	0	409	277	14	2,436
UNIV OF MASS AT AMHERST	21,913	21,577	18,034	0	0	139	178	0	336
UNIV OF MASS BOSTON	1,893	1,459	1,339	0	0	195	148	3,200	434
UNIV OF MASS SYSTEM OFF	13,531	153	37	0	0	102	18	0	13,378
UNIVERSITY OF LOWELL	4,060	1,716	1,716	0	0	116	0	0	2,344
WELLESLEY COLLEGE	1,258	305	227	0	0	0	0	0	953
WENTWORTH INST OF TECH	2,526	1,442	1,442	0	0	78	0	0	1,084
WESTERN NEW ENGLAND COL	987	0	0	0	0	0	0	0	987
WESTFIELD STATE COLLEGE	1,419	16	0	0	0	0	16	0	1,403
WHEATON COLLEGE	433	0	0	0	0	0	0	0	433
WHEELOCK COLLEGE	690	215	0	0	0	215	0	0	475
WILLIAMS COLLEGE	692	203	203	0	0	0	0	0	489
WOODS HOLE OCNRPHIC INST	34,168	34,168	32,877	823	0	27	0	441	0
WORCESTER POLY INSTITUTE	2,057	1,137	1,119	0	0	0	18	0	920
WORCESTER STATE COLLEGE	1,310	79	0	0	0	79	0	0	1,231
MICHIGAN, TOTAL	288,467	159,307	133,673	6,868	0	6,568	2,079	10,119	129,160
ADRIAN COLLEGE	540	0	0	0	0	0	0	0	540
ALBION COLLEGE	489	0	0	0	0	0	0	0	489
ALMA COLLEGE	410	0	0	0	0	0	0	0	410
ALPENA COMMUNITY COLLEGE	1,103	0	0	0	0	0	0	0	1,103
ANDREWS UNIVERSITY	698	52	52	0	0	0	0	0	646
AQUINAS COLLEGE	751	0	0	0	0	0	0	0	751
BAKER JR COL OF BUSINESS	469	0	0	0	0	0	0	0	469
BAY DE NOC COMMUNITY COL	512	0	0	0	0	0	0	0	512
CALVIN COLLEGE	1,466	27	27	0	0	0	0	0	1,439
CENTRAL MICHIGAN UNIV	6,793	43	0	0	0	43	0	0	6,750
CHARLES STEWART MOTT C C	2,003	0	0	0	0	0	0	0	2,003
CLEARY COLLEGE	158	0	0	0	0	0	0	0	158
CONCORDIA COLLEGE	284	0	0	0	0	0	0	0	284
CRANBROOK ACAD OF ART	59	0	0	0	0	0	0	0	59
DAVENPORT COL OF BUSINESS	1,075	0	0	0	0	0	0	0	1,075
DELTA COLLEGE	1,858	0	0	0	0	0	0	0	1,858
DETROIT COL OF BUS ADMIN	955	0	0	0	0	0	0	0	955
DETROIT COL OF LAW	1	0	0	0	0	0	0	0	1
EASTERN MICHIGAN UNIV	4,519	341	123	0	0	163	55	0	4,178
FERRIS STATE COLLEGE	4,017	0	0	0	0	0	0	0	4,017
GLEN OAKS CMTY COLLEGE	134	0	0	0	0	0	0	0	134
GOGEBIC COMMUNITY COLLEGE	348	0	0	0	0	0	0	0	348
GRACE BIBLE COLLEGE	102	0	0	0	0	0	0	0	102
GRAND RAPIDS BAPT COL&SEM	378	0	0	0	0	0	0	0	378
GRAND RAPIDS JUNIOR COL	1,885	0	0	0	0	0	0	0	1,885
GRAND VALLEY STATE COLS	3,762	0	0	0	0	0	0	0	3,762
GREAT LAKES BIBLE COLLEGE	120	0	0	0	0	0	0	0	120
HENRY FORD COMMUNITY COL	1,440	0	0	0	0	0	0	0	1,440
HIGHLAND PARK CMTY COL	2,631	0	0	0	0	0	0	0	2,631
HILLSDALE COLLEGE	41	0	0	0	0	0	0	0	41
HOPE COLLEGE	1,049	240	240	0	0	0	0	0	809
JACKSON COMMUNITY COLLEGE	583	0	0	0	0	0	0	0	583
JORDAN COLLEGE	639	0	0	0	0	0	0	0	639
KALAMAZOO COLLEGE	663	0	0	0	0	0	0	0	663
KALAMAZOO VALLEY CMTY COL	629	0	0	0	0	0	0	0	629
KELLOGG COMMUNITY COLLEGE	585	0	0	0	0	0	0	0	585
KENDALL SCHOOL OF DESIGN	149	0	0	0	0	0	0	0	149
KIRTLAND COMMUNITY COL	495	0	0	0	0	0	0	0	495
LAKE MICHIGAN COLLEGE	539	0	0	0	0	0	0	0	539
LAKE SUPERIOR STATE COL	972	0	0	0	0	0	0	0	972
LANSING COMMUNITY COLLEGE	2,504	0	0	0	0	0	0	0	2,504
LAWRENCE INST OF TECH	519	0	0	0	0	0	0	0	519
MADONNA COLLEGE	555	0	0	0	0	0	0	0	555
MARYGROVE COLLEGE	1,356	0	0	0	0	0	0	0	1,356
MERCY COLLEGE OF DETROIT	1,521	0	0	0	0	0	0	0	1,521
MICHIGAN CHRISTIAN COL	280	0	0	0	0	0	0	0	280
MICHIGAN STATE UNIVERSITY	63,792	50,354	35,667	4,675	0	1,249	552	8,211	13,438
MICHIGAN TECH UNIVERSITY	5,242	3,471	3,152	0	0	0	153	166	1,771
MID MICHIGAN CMTY COLLEGE	366	0	0	0	0	0	0	0	366
MONROE COUNTY CMTY COL	188	0	0	0	0	0	0	0	188
MONTCALM COMMUNITY COL	138	0	0	0	0	0	0	0	138
MUSKEGON COMMUNITY COL	661	0	0	0	0	0	0	0	661
NAZARETH COLLEGE	240	0	0	0	0	0	0	0	240
NORTH CENTRAL MICH COL	239	0	0	0	0	0	0	0	239
NORTHERN MICHIGAN UNIV	4,559	16	16	0	0	0	0	0	4,543
NORTHWESTERN MICHIGAN COL	526	6	6	0	0	0	0	0	520
NORTHWOOD INSTITUTE	503	0	0	0	0	0	0	0	503
OAKLAND COMMUNITY COLLEGE	1,198	0	0	0	0	0	0	0	1,198
OAKLAND UNIVERSITY	3,868	2,064	1,728	255	0	22	59	0	1,804
OLIVET COLLEGE	611	0	0	0	0	0	0	0	611
REFORMED BIBLE COLLEGE	85	0	0	0	0	0	0	0	85
SACRED HEART SEMINARY COL	16	0	0	0	0	0	0	0	16
SAGINAW VALLEY STATE COL	1,176	195	87	0	0	108	0	0	981
SCHOOLCRAFT COLLEGE	435	0	0	0	0	0	0	0	435
SHAW COLLEGE AT DETROIT	1,777	0	0	0	0	0	0	0	1,777
SIENA HEIGHTS COLLEGE	590	0	0	0	0	0	0	0	590
SOCIETY OF ARTS & CRAFTS	293	0	0	0	0	0	0	0	293
SOUTHWESTERN MICHIGAN COL	663	0	0	0	0	0	0	0	663
SPRING ARBOR COLLEGE	898	12	12	0	0	0	0	0	886
ST CLAIR COUNTY CMTY COL	606	0	0	0	0	0	0	0	606

SEE FOOTNOTES AT END OF TABLE.

TABLE 8-34. -- FEDERAL OBLIGATIONS TO UNIVERSITIES AND COLLEGES, BY STATE, INSTITUTION, AND TYPE OF ACTIVITY: FY 1982

CONTINUED

(DOLLARS IN THOUSANDS)

STATE & INSTITUTION	TOTAL, ALL ACTIVITIES	ACADEMIC SCIENCE/ENGINEERING							
		TOTAL ACADEMIC SGI/ENG	RESEARCH AND DEVELOPMENT	R&D PLANT	FACIL FOR INSTR IN S&E 1/	FELLOWSHIPS TRAINEESHIPS TRNG GRANTS	GENERAL SUPPORT SCI/ENG	OTHER SCI/ENG	NOM-SCI/ENG
MICHIGAN, CONT'D									
ST MARY'S COL (MICH)	60	0	0	0	0	0	0	0	60
SUOMI COLLEGE	4,775	0	0	0	0	0	0	0	4,775
UNIVERSITY OF DETROIT	3,185	436	436	0	0	0	0	0	2,749
UNIVERSITY OF MICHIGAN	100,432	88,195	79,794	1,938	0	4,167	578	1,718	12,237
WALSH COL ACCTG&BUS ADMIN	58	0	0	0	0	0	0	0	58
HASHTENAN COMMUNITY COL	897	0	0	0	0	0	0	0	897
HAYNE COUNTY CMTY COLLEGE	10,539	0	0	0	0	0	0	0	10,539
HAYNE STATE UNIVERSITY	22,238	13,679	12,280	0	0	693	682	24	8,559
WEST SHORE COMMUNITY COL	295	0	0	0	0	0	0	0	295
WESTERN MICHIGAN UNIV	5,248	176	53	0	0	123	0	0	5,072
WILLIAM TYNDALE COLLEGE	31	0	0	0	0	0	0	0	31
MINNESOTA, TOTAL	148,297	92,882	79,582	85	0	4,290	890	8,035	55,415
ANOKA-RAMSEY CMTY COLLEGE	502	0	0	0	0	0	0	0	502
AUGSBURG COLLEGE	1,084	0	0	0	0	0	0	0	1,084
AUSTIN CMTY COL (MINN)	266	0	0	0	0	0	0	0	266
BEMIDJI STATE UNIVERSITY	2,640	0	0	0	0	0	0	0	2,640
BETHANY LUTHERAN COLLEGE	142	0	0	0	0	0	0	0	142
BETHEL COLLEGE & SEMINARY	1,082	0	0	0	0	0	0	0	1,082
BRAINERD COMMUNITY COL	322	0	0	0	0	0	0	0	322
BROWN INSTITUTE	32	0	0	0	0	0	0	0	32
CARLETON COLLEGE	695	0	0	0	0	0	0	0	695
COLLEGE OF ST BENEDICT	1,098	0	0	0	0	0	0	0	1,098
COLLEGE OF ST CATHERINE	607	0	0	0	0	0	0	0	607
COLLEGE OF ST SCHOLASTICA	710	223	223	0	0	0	0	0	487
COLLEGE OF ST TERESA	486	54	0	0	0	54	0	0	432
COLLEGE OF ST THOMAS	1,030	11	0	0	0	11	0	0	1,019
CONCORDIA COL MOORHEAD	1,320	0	0	0	0	0	0	0	1,320
CONCORDIA COL ST PAUL	322	0	0	0	0	0	0	0	322
CROSIER SEMINARY	17	0	0	0	0	0	0	0	17
DR MARTIN LUTHER COLLEGE	255	0	0	0	0	0	0	0	255
FERGUS FALLS CMTY COLLEGE	241	0	0	0	0	0	0	0	241
GOLDEN VALLEY LUTHRAN COL	256	0	0	0	0	0	0	0	256
GUSTAVUS ADOLPHUS COLLEGE	925	1	0	0	0	0	1	0	924
HAMLIN UNIVERSITY	881	0	0	0	0	0	0	0	881
HIBBING COMMUNITY COLLEGE	218	0	0	0	0	0	0	0	218
INVER HILLS CMTY COLLEGE	361	0	0	0	0	0	0	0	361
ITASCA COMMUNITY COLLEGE	299	0	0	0	0	0	0	0	299
LAKEWOOD COMMUNITY COL	247	0	0	0	0	0	0	0	247
LUTHER THEOL SEMINARY	56	0	0	0	0	0	0	0	56
MACALESTER COLLEGE	1,051	62	62	0	0	0	0	0	989
MANKATO STATE UNIVERSITY	3,333	78	0	0	0	78	0	0	3,255
MEDICAL INSTITUTE OF MINN	189	0	0	0	0	0	0	0	189
MESABI COMMUNITY COLLEGE	271	0	0	0	0	0	0	0	271
MINNEAPOLIS COMMUNITY COL	1,344	0	0	0	0	0	0	0	1,344
MINNESOTA BIBLE COLLEGE	46	0	0	0	0	0	0	0	46
MOORHEAD STATE UNIVERSITY	2,353	0	0	0	0	0	0	0	2,353
NORMANDEAL COMMUNITY COL	410	0	0	0	0	0	0	0	410
NORTH CENTRAL BIBLE COL	517	0	0	0	0	0	0	0	517
NORTH HENNEPIN CMTY COL	556	0	0	0	0	0	0	0	556
NORTHLAND CMTY COLLEGE	237	0	0	0	0	0	0	0	237
NORTHWEST TECHNICAL INST	6	0	0	0	0	0	0	0	6
NORTHWESTERN COL (MINN)	356	0	0	0	0	0	0	0	356
NORTHWESTN LUTH THEOL SEM	13	0	0	0	0	0	0	0	13
NORTHWESTRN COL OF CHIRO	16	0	0	0	0	0	0	0	16
NORTHWESTRN ELECTRON INST	225	0	0	0	0	0	0	0	225
RAINY RIVER COMMUNITY COL	216	0	0	0	0	0	0	0	216
ROCHESTER COMMUNITY COL	470	0	0	0	0	0	0	0	470
SOUTHWEST STATE UNIV	901	0	0	0	0	0	0	0	901
ST CLOUD STATE UNIVERSITY	3,070	9	0	0	0	9	0	0	3,061
ST JOHN'S UNIVERSITY	980	0	0	0	0	0	0	0	980
ST MARY'S COLLEGE	697	0	0	0	0	0	0	0	697
ST MARY'S JUNIOR COLLEGE	217	0	0	0	0	0	0	0	217
ST OLAF COLLEGE	1,427	469	468	0	0	0	0	0	958
ST PAUL BIBLE COL	564	0	0	0	0	0	0	0	564
ST PAUL SEMINARY	11	0	0	0	0	0	0	0	11
ST U. SYS OF MINN--SYS OFF	626	115	115	0	0	0	0	0	511
UNIVERSITY OF MINNESOTA	109,957	91,860	78,714	85	0	4,138	888	8,035	18,097
VERMILION COMMUNITY COL	388	0	0	0	0	0	0	0	388
HILLMAR COMMUNITY COLLEGE	369	0	0	0	0	0	0	0	369
WINONA STATE UNIVERSITY	1,169	0	0	0	0	0	0	0	1,169
WM MITCHELL COL OF LAW	50	0	0	0	0	0	0	0	50
WORTHINGTON COMMUNITY COL	168	0	0	0	0	0	0	0	168
MISSISSIPPI, TOTAL	88,476	29,151	18,207	0	0	1,041	1,706	8,197	59,325
ALCORN STATE UNIVERSITY	6,510	2,239	1,312	0	0	0	234	693	4,271
BELHAVEN COLLEGE	293	0	0	0	0	0	0	0	293
BLUE MOUNTAIN COLLEGE	212	0	0	0	0	0	0	0	212
CLARKE COLLEGE (MISS)	80	0	0	0	0	0	0	0	80
COAHOMA JUNIOR COLLEGE	1,866	0	0	0	0	0	0	0	1,866
COPIAH-LINCOLN JR COL	982	0	0	0	0	0	0	0	982
DELTA STATE UNIVERSITY	1,365	120	120	0	0	0	0	0	1,245
EAST CENTRAL JUNIOR COL	351	0	0	0	0	0	0	0	351
EAST MISSISSIPPI JR COL	301	0	0	0	0	0	0	0	301
HINDS JUNIOR COLLEGE	1,378	2	0	0	0	2	0	0	1,376
HOLMES JUNIOR COLLEGE	697	0	0	0	0	0	0	0	697
ITAWAMBA JUNIOR COLLEGE	2,944	0	0	0	0	0	0	0	2,944
JACKSON STATE UNIVERSITY	10,374	2,307	929	0	0	392	986	0	8,067
JONES COUNTY JUNIOR COL	959	0	0	0	0	0	0	0	959
MARY HOLMES COLLEGE	1,215	0	0	0	0	0	0	0	1,215
MERIDIAN JUNIOR COLLEGE	783	0	0	0	0	0	0	0	783

SEE FOOTNOTES AT END OF TABLE.

TABLE B-34. -- FEDERAL OBLIGATIONS TO UNIVERSITIES AND COLLEGES, BY STATE, INSTITUTION, AND TYPE OF ACTIVITY: FY 1982

CONTINUED

(DOLLARS IN THOUSANDS)

STATE & INSTITUTION	TOTAL, ALL ACTIVITIES	ACADEMIC SCIENCE/ENGINEERING							NON-SCI/ENG
		TOTAL ACADEMIC SCI/ENG	RESEARCH AND DEVELOPMENT	R&D PLANT	FACIL FOR INSTR IN S&E 1/	FELLOWSHIPS TRAINESHIPS TRNG GRANTS	GENERAL SUPPORT SCI/ENG	OTHER SCI/ENG	
MISSISSIPPI, CONT'D									
MILLSAPS COLLEGE	1,282	0	0	0	0	0	0	0	1,282
MISS GLF CST JC PERKINSTN	1,908	0	0	0	0	0	0	0	1,908
MISS UNIVERSITY FOR WOMEN	669	37	37	0	0	0	0	0	632
MISS VALLEY STATE UNIV	3,999	28	0	0	0	28	0	0	3,971
MISSISSIPPI COLLEGE	785	0	0	0	0	0	0	0	785
MISSISSIPPI DELTA JR COL	812	0	0	0	0	0	0	0	812
MISSISSIPPI STATE UNIV	21,327	16,762	9,056	0	0	311	60	7,335	4,565
NORTHEAST MISS JUNIOR COL	1,185	0	0	0	0	0	0	0	1,185
NORTHWEST MISS JUNIOR COL	1,591	0	0	0	0	0	0	0	1,591
PEARL RIVER JUNIOR COL	834	0	0	0	0	0	0	0	834
PHILLIPS COL OF JACKSON	552	0	0	0	0	0	0	0	552
PHILLIPS COLLEGE	671	0	0	0	0	0	0	0	671
RUST COLLEGE	2,095	0	0	0	0	0	0	0	2,095
SOUTHEASTERN BAPTIST COL	14	0	0	0	0	0	0	0	14
SOUTHWEST MISS JUNIOR COL	214	0	0	0	0	0	0	0	214
TOUGALOO COLLEGE	2,253	310	0	0	0	139	156	15	1,943
UNIV OF STRN, MISSISSIPPI	4,883	522	483	0	0	0	0	40	4,360
UNIVERSITY OF MISSISSIPPI	10,394	6,823	6,270	0	0	169	270	114	3,571
UTICA JUNIOR COLLEGE	1,595	0	0	0	0	0	0	0	1,595
WESLEY COLLEGE	71	0	0	0	0	0	0	0	71
WILLIAM CAREY COLLEGE	850	0	0	0	0	0	0	0	850
WOOD JUNIOR COLLEGE	182	0	0	0	0	0	0	0	182
MISSOURI, TOTAL	156,176	98,215	80,978	205	0	6,643	1,518	8,871	57,961
ASSEMBLIES OF GOD GRAD SC									
AVILA COLLEGE	701	0	0	0	0	0	0	0	701
BAPTIST BIBLE COLLEGE	650	0	0	0	0	0	0	0	650
BASIC INSTITUTE OF TECH	118	0	0	0	0	0	0	0	118
CALVARY BIBLE COL	218	0	0	0	0	0	0	0	218
CARDINAL GLENNON COL	25	0	0	0	0	0	0	0	25
CARDINAL NEWMAN COLLEGE	29	0	0	0	0	0	0	0	29
CENTRAL BIBLE COLLEGE	606	0	0	0	0	0	0	0	606
CENTRAL METHODIST COLLEGE	458	0	0	0	0	0	0	0	458
CENTRAL MISSOURI ST UNIV	2,147	149	0	0	0	149	0	0	1,998
CHRIST SEMINARY-SEMINEX	15	0	0	0	0	0	0	0	15
CLEVELAND CHIRO COLLEGE	52	0	0	0	0	0	0	0	52
CNTRL CHRISTIAN COL BIBLE	35	0	0	0	0	0	0	0	35
COLUMBIA COLLEGE (MO)	658	0	0	0	0	0	0	0	658
CONCEPTION SEM COLLEGE	50	0	0	0	0	0	0	0	50
CONCORDIA SEMINARY	58	0	0	0	0	0	0	0	58
COTTEY COLLEGE	78	0	0	0	0	0	0	0	78
CROWDER COLLEGE	384	0	0	0	0	0	0	0	384
CULVER-STOCKTON COLLEGE	321	0	0	0	0	0	0	0	321
DRURY COLLEGE	856	15	15	0	0	0	0	0	841
EAST CNTRL MO DIST JR COL	282	0	0	0	0	0	0	0	282
EDEN THEOLOGICAL SEMINARY	10	0	0	0	0	0	0	0	10
EVANGELICAL COLLEGE	1,096	0	0	0	0	0	0	0	1,096
FONTBONNE COLLEGE	405	0	0	0	0	0	0	0	405
HANNIBAL-LA GRANGE COL	228	0	0	0	0	0	0	0	228
HARRIS STONE STATE COL	652	0	0	0	0	0	0	0	652
JEFFERSON COLLEGE	292	0	0	0	0	0	0	0	292
KANSAS CITY ART INST	329	0	0	0	0	0	0	0	329
KEMPER MILITARY SCH & COL	58	0	0	0	0	0	0	0	58
KIRKSVILLE COL OSTEO MED.	1,026	270	254	0	0	0	16	0	756
LINCOLN UNIVERSITY (MO)	4,235	2,519	1,395	0	0	42	228	854	1,716
LOGAN COL OF CHIROPRACTIC	51	0	0	0	0	0	0	0	51
LONGVIEW COMMUNITY COL	254	0	0	0	0	0	0	0	254
MAPLE HOODS COMMUNITY COL	106	0	0	0	0	0	0	0	106
MARYVILLE COL - ST LOUIS	418	0	0	0	0	0	0	0	418
METRO CC ADM CTR SYS OFF	163	0	0	0	0	0	0	0	163
MINERAL AREA COLLEGE	342	0	0	0	0	0	0	0	342
MISSOURI BAPTIST COLLEGE	72	0	0	0	0	0	0	0	72
MISSOURI SOUTHERN ST COL	818	5	5	0	0	0	0	0	813
MISSOURI VALLEY COLLEGE	335	0	0	0	0	0	0	0	335
MISSOURI WESTERN ST COL	1,223	0	0	0	0	0	0	0	1,223
MOBERLY AREA JUNIOR COL	117	0	0	0	0	0	0	0	117
NAZARENE THEOLOGICAL SEM	7	0	0	0	0	0	0	0	7
NORTHEAST MISSOURI ST U	1,768	25	0	0	0	25	0	0	1,743
NORTHWEST MISSOURI ST U	1,187	0	0	0	0	0	0	0	1,187
PARK COLLEGE	736	0	0	0	0	0	0	0	736
PIONEER CMTY COLLEGE	9	0	0	0	0	0	0	0	9
ROCKHURST COLLEGE	909	0	0	0	0	0	0	0	909
RUTLEDGE COLLEGE	56	0	0	0	0	0	0	0	56
SAINT LOUIS RADICALICAL C	38	0	0	0	0	0	0	0	38
SCHOOL OF THE OZARKS	989	54	0	0	0	0	0	54	935
SOUTHEAST MISSOURI ST U	2,038	36	36	0	0	0	0	0	2,002
SOUTHWEST BAPTIST COLLEGE	1,131	0	0	0	0	0	0	0	1,131
SOUTHWEST MISSOURI ST U,	2,681	102	71	0	0	0	31	0	2,579
ST LOUIS CHRISTIAN COLL	62	0	0	0	0	0	0	0	62
ST LOUIS COL OF PHARMACY	223	0	0	0	0	0	0	0	223
ST LOUIS COMMUNITY COL	4,768	0	0	0	0	0	0	0	4,768
ST LOUIS CONS OF MUSIC	26	0	0	0	0	0	0	0	26
ST LOUIS UNIVERSITY	14,324	7,796	7,242	0	0	381	173	0	3,528
ST MARY'S COL OF O'FALLON	175	0	0	0	0	0	0	0	175
ST PAUL'S COLLEGE (MO)	55	0	0	0	0	0	0	0	55
STATE FAIR COMMUNITY COL	239	0	0	0	0	0	0	0	239
STEPHENS COLLEGE	206	0	0	0	0	0	0	0	206
TARKIO COLLEGE	779	0	0	0	0	0	0	0	779
THE LINDENWOOD COLLEGES	273	0	0	0	0	0	0	0	273
THREE RIVERS CMTY COLLEGE	533	0	0	0	0	0	0	0	533
TRENTON JUNIOR COLLEGE	110	0	0	0	0	0	0	0	110
UNIV OF HEALTH SCIENCES	584	0	0	0	0	0	0	0	584

SEE FOOTNOTES AT END OF TABLE.

TABLE B-34. -- FEDERAL OBLIGATIONS TO UNIVERSITIES AND COLLEGES, BY STATE, INSTITUTION, AND TYPE OF ACTIVITY: FY 1982

CONTINUED

(DOLLARS IN THOUSANDS)

STATE & INSTITUTION	TOTAL, ALL ACTIVITIES	ACADEMIC SCIENCE/ENGINEERING							
		TOTAL ACADEMIC SCI/ENG	RESEARCH AND DEVELOPMENT	R&D PLANT	FACIL FOR INSTR IN S&E 1/	FELLOWSHIPS TRAINING GRANTS	GENERAL SUPPORT SCI/ENG	OTHER SCI/ENG	NON-SCI/ENG
MISSOURI, CONT'D									
UNIV OF MISSOURI COLUMBIA	30,507	24,217	15,139	205	0	779	312	7,782	6,290
UNIV OF MISSOURI KAN CITY	3,005	511	339	0	0	166	0	7	2,494
UNIV OF MISSOURI ROLLA	4,718	3,373	3,115	0	0	58	166	34	1,345
UNIV OF MISSOURI ST LOUIS	2,009	316	316	0	0	0	0	0	1,693
UNIV OF MISSOURI SYS OFF	1,309	893	212	0	0	651	0	30	416
WASHINGTON UNIVERSITY	61,541	57,931	52,839	0	0	4,390	592	110	3,610
WEBSTER COLLEGE	888	3	0	0	0	3	0	0	885
WESTMINSTER COLLEGE	203	0	0	0	0	0	0	0	203
WILLIAM JEWELL COLLEGE	846	0	0	0	0	0	0	0	846
WILLIAM WOODS COLLEGE	249	0	0	0	0	0	0	0	249
MONTANA, TOTAL	22,329	10,568	7,445	0	0	611	235	2,277	11,761
BLACKFEET COMMUNITY COL	301	0	0	0	0	0	0	0	301
CARROLL COLLEGE	475	0	0	0	0	0	0	0	475
COLLEGE OF GREAT FALLS	375	0	0	0	0	0	0	0	375
DAWSON COMMUNITY COLLEGE	190	0	0	0	0	0	0	0	190
DULL KNIFE MEMORIAL COL	70	0	0	0	0	0	0	0	70
EASTERN MONTANA COLLEGE	1,506	285	0	0	0	285	0	0	1,221
FLATHEAD VALLEY CMTY COL	422	0	0	0	0	0	0	0	422
MILES COMMUNITY COLLEGE	217	0	0	0	0	0	0	0	217
MONT COL MINRL SCI & TECH	770	312	162	0	0	0	150	0	458
MONTANA STATE UNIVERSITY	11,907	8,330	5,748	0	0	262	65	2,255	3,577
MONTANA U SYS-SYSTEM OFF	132	0	0	0	0	0	0	0	132
NORTHERN MONTANA COLLEGE	591	40	0	0	0	40	0	0	551
ROCKY MOUNTAIN COLLEGE	296	0	0	0	0	0	0	0	296
SALISH KOOTENAI CMTY COL	255	0	0	0	0	0	0	0	255
UNIVERSITY OF MONTANA	4,404	1,601	1,535	0	0	24	20	22	2,803
WESTERN MONTANA COLLEGE	418	0	0	0	0	0	0	0	418
NEBRASKA, TOTAL	45,778	21,109	15,572	0	0	664	406	4,467	24,669
BELLEVUE COLLEGE	457	0	0	0	0	0	0	0	457
CHADRON STATE COLLEGE	903	0	0	0	0	0	0	0	903
COLLEGE OF ST MARY	631	0	0	0	0	0	0	0	631
CONCORDIA TEACHERS COL	561	0	0	0	0	0	0	0	561
CREIGHTON UNIVERSITY	3,387	827	703	0	0	80	44	0	2,560
DANA COLLEGE	367	0	0	0	0	0	0	0	367
DOANE COLLEGE	489	0	0	0	0	0	0	0	489
GRACE COL OF THE BIBLE	109	0	0	0	0	0	0	0	109
HASTINGS COLLEGE	280	0	0	0	0	0	0	0	280
KEARNEY STATE COLLEGE	1,698	19	0	0	0	19	0	0	1,677
MCCOOK COMMUNITY COLLEGE	61	0	0	0	0	0	0	0	61
METRO TECH CMTY COLLEGE	1,150	0	0	0	0	0	0	0	1,150
MID PLAINS CC AREA SYS OF	1	0	0	0	0	0	0	0	1
MIDLAND LUTHERAN COLLEGE	534	0	0	0	0	0	0	0	534
NEBRASKA CHRISTIAN COL	85	0	0	0	0	0	0	0	85
NEBRASKA INDIAN CMTY COL	203	0	0	0	0	0	0	0	203
NEBRASKA WESLEYAN UNIV	394	0	0	0	0	0	0	0	394
NEBRASKA WESTERN COLLEGE	355	0	0	0	0	0	0	0	355
PERU STATE COLLEGE	548	0	0	0	0	0	0	0	548
PLATTE VALLEY BIBLE COL	6	0	0	0	0	0	0	0	6
S E CMTY COL - LINCOLN	422	0	0	0	0	0	0	0	422
SOUTHEAST CMTY COL MILFRD	278	0	0	0	0	0	0	0	278
STHEAST CMTY COL-FAIRBURY	126	0	0	0	0	0	0	0	126
U NEB CTRL ADMIN SYS OFF	108	7	0	0	0	0	0	7	101
U OF NEB MED CTR AT OMAHA	5,028	3,603	3,134	0	0	80	110	279	1,425
UNION COLLEGE (NEB)	865	0	0	0	0	0	0	0	865
UNIV OF NEBRASKA AT OMAHA	2,627	293	293	0	0	0	0	0	2,334
UNIV OF NEBRASKA-LINCOLN	21,651	16,360	11,442	0	0	485	252	4,181	5,291
HAYNE STATE COLLEGE	761	0	0	0	0	0	0	0	761
YORK COLLEGE	1,695	0	0	0	0	0	0	0	1,695
NEVADA, TOTAL	13,633	9,412	7,644	309	0	231	201	1,027	4,221
CLARK COUNTY CMTY COLLEGE	587	0	0	0	0	0	0	0	587
DESERT RESEARCH INSTITUTE	920	920	891	0	0	0	29	0	0
NORTHERN NEVADA CMTY COL	48	0	0	0	0	0	0	0	48
SIERRA NEVADA COLLEGE	103	0	0	0	0	0	0	0	103
TRUCKEE MEADOWS CMTY COL	190	0	0	0	0	0	0	0	190
U OF NEV SYS ADM SYS OFF	789	176	176	0	0	0	0	0	613
UNIV OF NEVADA - RENO	7,728	6,867	5,348	309	0	11	172	1,027	861
UNIV OF NEVADA LAS VEGAS	3,175	1,449	1,229	0	0	220	0	0	1,726
WESTERN NEVADA CMTY COL	93	0	0	0	0	0	0	0	93
NEW HAMPSHIRE, TOTAL	37,575	19,345	16,958	0	0	632	270	1,485	18,230
CASTLE JUNIOR COLLEGE	13	0	0	0	0	0	0	0	13
COLBY-SAMYER COLLEGE	181	0	0	0	0	0	0	0	181
DANIEL WEBSTER COLLEGE	223	0	0	0	0	0	0	0	223
DARTMOUTH COLLEGE	13,476	10,763	10,161	0	0	340	201	61	2,713
FRANKLIN PIERCE COLLEGE	534	0	0	0	0	0	0	0	534
MESSER COLLEGE	459	0	0	0	0	0	0	0	459
KEENE STATE COLLEGE	1,628	117	0	0	0	89	0	28	1,511
MCINTOSH COLLEGE	115	0	0	0	0	0	0	0	115
MOUNT ST MARY COLLEGE	3	3	0	0	0	3	0	0	0
N H VOC TECH C WASHUA	50	0	0	0	0	0	0	0	50
NATHANIEL HANTHORNE COL	209	0	0	0	0	0	0	0	209
NEW ENGLAND COLLEGE	596	0	0	0	0	0	0	0	596
NEW HAMPSHIRE COLLEGE	1,346	0	0	0	0	0	0	0	1,346
NOTRE DAME COLLEGE (NH)	569	0	0	0	0	0	0	0	569
PLYMOUTH ST COL-UNIV N H	1,486	0	0	0	0	0	0	0	1,486
RIVIER COLLEGE	226	0	0	0	0	0	0	0	226

SEE FOOTNOTES AT END OF TABLE.

TABLE B-34. -- FEDERAL OBLIGATIONS TO UNIVERSITIES AND COLLEGES, BY STATE, INSTITUTION, AND TYPE OF ACTIVITY: FY 1982

CONTINUED

(DOLLARS IN THOUSANDS)

STATE & INSTITUTION	TOTAL, ALL ACTIVITIES	ACADEMIC SCIENCE/ENGINEERING							
		TOTAL ACADEMIC SCI/ENG	RESEARCH AND DEVELOPMENT	R&D PLANT	FACIL FOR INSTR IN S&E 1/	FELLOWSHIPS TRNG GRANTS	GENERAL SUPPORT SCI/ENG	OTHER SCI/ENG	NON-SCI/ENG
NEW HAMPSHIRE, CONT'D									
ST ANSELM COLLEGE	2,290	0	0	0	0	0	0	0	2,290
UNIV OF NEW HAMPSHIRE	10,826	8,287	6,624	0	0	200	69	1,394	2,539
UNIV SYS OF N HAMP SYS OF	3,315	175	173	0	0	0	0	2	3,140
WHITE PINES COLLEGE	30	0	0	0	0	0	0	0	30
NEW JERSEY, TOTAL	136,756	64,265	56,207	414	0	3,412	689	3,543	72,491
ATLANTIC COMMUNITY COL	611	0	0	0	0	0	0	0	611
BERGEN COMMUNITY COLLEGE	1,114	0	0	0	0	0	0	0	1,114
BETH MEDRASH GOVOMA	611	0	0	0	0	0	0	0	611
BLOOMFIELD COLLEGE	1,232	0	0	0	0	0	0	0	1,232
BROOKDALE COMMUNITY COL	887	24	24	0	0	0	0	0	863
BURLINGTON COUNTY COLLEGE	730	0	0	0	0	0	0	0	730
CALDWELL COLLEGE	463	0	0	0	0	0	0	0	463
CAMDEN COUNTY COLLEGE	1,315	0	0	0	0	0	0	0	1,315
CENTENARY COLLEGE	249	0	0	0	0	0	0	0	249
COL OF MED & DENT OF N J	14,857	11,592	10,933	0	0	404	255	0	3,265
COLLEGE OF ST ELIZABETH	182	0	0	0	0	0	0	0	182
COUNTY COLLEGE OF MORRIS	661	0	0	0	0	0	0	0	661
CUMBERLAND COUNTY COLLEGE	596	0	0	0	0	0	0	0	596
DON BOSCO COLLEGE	28	0	0	0	0	0	0	0	28
DREW UNIVERSITY	643	0	0	0	0	0	0	0	643
ESSEX COUNTY COLLEGE	3,770	0	0	0	0	0	0	0	3,770
FAIRLEIGH DICKINSON UNIV	4,073	553	511	30	0	12	0	0	3,520
FELICIAN COLLEGE (NJ)	134	0	0	0	0	0	0	0	134
GEORGIAN COURT COLLEGE	559	0	0	0	0	0	0	0	559
GLASSBORO STATE COLLEGE	2,868	33	0	0	0	33	0	0	2,835
GLOUCESTER COUNTY COLLEGE	478	21	0	0	0	21	0	0	457
HUDSON CNTY CC COMM	1	0	0	0	0	0	0	0	1
IMMAC CONCEPTION SEM (NJ)	15	0	0	0	0	0	0	0	15
JERSEY CITY STATE COLLEGE	3,073	0	0	0	0	0	0	0	3,073
KEAN COL OF NEW JERSEY	2,218	158	0	0	0	158	0	0	2,060
MERCER COUNTY CMTY COL	1,604	0	0	0	0	0	0	0	1,604
MIDDLESEX COUNTY COLLEGE	963	0	0	0	0	0	0	0	963
MONMOUTH COLLEGE (NJ)	933	15	0	0	0	15	0	0	918
MONTCLAIR STATE COLLEGE	3,254	226	156	0	0	70	0	0	3,028
N J INST OF TECHNOLOGY	508	508	439	0	0	5	55	9	0
NORTHEASTERN BIBLE COL	119	0	0	0	0	0	0	0	119
OCEAN COUNTY COLLEGE	676	0	0	0	0	0	0	0	676
PASSAIC COUNTY CMTY COL	1,973	0	0	0	0	0	0	0	1,973
PRINCETON THEOL SEM	54	0	0	0	0	0	0	0	54
PRINCETON UNIVERSITY	29,595	26,162	23,668	384	0	1,965	145	0	3,433
RABBINICAL C OF AMERICA	283	0	0	0	0	0	0	0	283
RAMAPO COLLEGE OF N J	1,271	0	0	0	0	0	0	0	1,271
RIDER COLLEGE	1,247	61	0	0	0	61	0	0	1,186
RUTGERS THE ST UNIV OF NJ	35,023	21,357	17,482	0	0	505	234	3,136	13,666
SALEM COMMUNITY COLLEGE	352	0	0	0	0	0	0	0	352
SETON HALL UNIVERSITY	3,276	386	261	0	0	125	0	0	2,890
SOMERSET COUNTY COLLEGE	208	0	0	0	0	0	0	0	208
ST PETER'S COLLEGE	1,881	0	0	0	0	0	0	0	1,881
STEVENS INSTITUTE OF TECH	4,333	3,004	2,606	0	0	0	0	398	1,329
STOCKTON STATE COLLEGE	1,317	0	0	0	0	0	0	0	1,317
TALMUDICAL INST CTRL JERS	52	0	0	0	0	0	0	0	52
TRENTON STATE COLLEGE	2,128	159	121	0	0	38	0	0	1,969
UNION COLLEGE (NJ)	951	0	0	0	0	0	0	0	951
UPSALA COLLEGE	1,268	0	0	0	0	0	0	0	1,268
WESTMINSTER CHOIR COL	207	0	0	0	0	0	0	0	207
WILLIAM PATERSON COLLEGE	1,912	6	6	0	0	0	0	0	1,906
NEW MEXICO, TOTAL	97,917	72,250	47,944	43	0	1,721	1,808	20,734	25,667
COLLEGE OF SANTA FE	1,582	161	6	0	0	0	155	0	1,421
EASTERN NEW MEXICO UNIV	3,005	110	0	0	0	110	0	0	2,895
INST OF AMER INDIAN ARTS	56	0	0	0	0	0	0	0	56
N MEX INST MINING & TECH	4,840	3,833	2,146	0	0	0	190	1,537	607
NEW MEXICO HIGHLANDS UNIV	2,914	462	0	0	0	227	235	0	2,452
NEW MEXICO JUNIOR COLLEGE	58	0	0	0	0	0	0	0	58
NEW MEXICO MILITARY INST	202	0	0	0	0	0	0	0	202
NEW MEXICO STATE UNIV	47,281	40,850	21,068	43	0	542	329	18,868	6,431
NRTHRN N MEX CMTY COL	701	35	0	0	0	35	0	0	666
UNIV OF ALBUQUERQUE	1,716	234	0	0	0	158	76	0	1,482
UNIVERSITY OF NEW MEXICO	35,320	26,565	24,724	0	0	649	863	329	8,755
WESTERN NEW MEXICO UNIV	642	0	0	0	0	0	0	0	642
NEW YORK, TOTAL	817,297	525,438	464,648	5,060	58	26,394	6,637	22,641	291,859
ACADEMY OF AERONAUTICS	1,177	0	0	0	0	0	0	0	1,177
ADELPHI UNIVERSITY	2,810	327	219	0	0	106	2	0	2,483
ALBANY BUSINESS COLLEGE	524	0	0	0	0	0	0	0	524
ALBANY COL OF PHARMACY	259	0	0	0	0	0	0	0	259
ALBANY LAW SCHOOL	16	0	0	0	0	0	0	0	16
ALBANY MEDICAL COLLEGE	8,268	6,698	6,140	0	0	423	135	0	1,570
ALFRED UNIVERSITY	942	54	54	0	0	0	0	0	888
AMERICAN ACAD DRAM ARTS	219	0	0	0	0	0	0	0	219
BANK STREET COL OF ED	2,590	566	119	0	0	447	0	0	2,024
BARD COLLEGE	492	0	0	0	0	0	0	0	492
BARNARD COLLEGE	1,196	275	275	0	0	0	0	0	921
BERKELEY SCHOOL - N YORK	451	0	0	0	0	0	0	0	451
BETH H S YOSHER INSTITUTE	62	0	0	0	0	0	0	0	62
BETH HATAMUD COL	70	0	0	0	0	0	0	0	70
BETH JACOB HEBR TCHRS COL	871	0	0	0	0	0	0	0	871
BORICUA COLLEGE	1,205	0	0	0	0	0	0	0	1,205
BROOKLYN LAW SCHOOL	8	0	0	0	0	0	0	0	8

SEE FOOTNOTES AT END OF TABLE



TABLE B-34. -- FEDERAL OBLIGATIONS TO UNIVERSITIES AND COLLEGES, BY STATE, INSTITUTION, AND TYPE OF ACTIVITY: FY 1982

CONTINUED

(DOLLARS IN THOUSANDS)

STATE & INSTITUTION	TOTAL, ALL ACTIVITIES	ACADEMIC SCIENCE/ENGINEERING							
		TOTAL ACADEMIC SCI/ENG	RESEARCH AND DEVELOPMENT	R&D PLANT	FACIL FOR INSTR IN S&E 1/	FELLOWSHIPS TRAINEESHIPS TRNG GRANTS	GENERAL SUPPORT SCI/ENG	OTHER SCI/ENG	NON-SCI/ENG
NEW YORK, CONT'D									
BRYANT-STRATTON BUS INST	174	0	0	0	0	0	0	0	174
CANISIUS COLLEGE	1,812	45	15	0	0	30	0	0	1,767
CATHEDRAL COL IMMAC CONCP	50	0	0	0	0	0	0	0	50
CAYUGA COUNTY CMTY COL	711	0	0	0	0	0	0	0	711
CAZENOVIA COLLEGE	418	0	0	0	0	0	0	0	418
CEN YESH TOM TMINIM LUBUZ	321	0	0	0	0	0	0	0	321
CENTRAL CITY BUS INST	516	0	0	0	0	0	0	0	516
CLARKSON COLLEGE OF TECH	3,362	2,188	2,188	0	0	0	0	0	1,174
COL OF INSURANCE	85	0	0	0	0	0	0	0	85
COL OF MOUNT ST VINCENT	503	0	0	0	0	0	0	0	503
COLGATE UNIVERSITY	847	78	78	0	0	0	0	0	769
COLLEGE FOR HUMAN SERVICE	784	0	0	0	0	0	0	0	784
COLLEGE OF NEW ROCHELLE	4,001	0	0	0	0	0	0	0	4,001
COLLEGE OF ST ROSE	590	44	0	0	0	44	0	0	546
COLUMBIA U TEACHERS COL	2,313	1,767	790	0	0	956	21	0	546
COLUMBIA UNIV MAIN DIV	97,892	95,014	88,879	246	0	4,738	772	379	2,878
COLUMBIA UNIV SYS OFF	7,516	952	866	0	0	86	0	0	6,564
CONCORDIA COLLEGE (NY)	239	0	0	0	0	0	0	0	239
COOPER UNION	136	72	72	0	0	0	0	0	64
CORNELL UNIVERSITY	107,846	98,389	83,936	117	0	3,132	681	10,523	9,857
CULINARY INST OF AMERICA	768	0	0	0	0	0	0	0	768
CUNY BERNARD BARUCH COL	754	82	57	0	0	25	0	0	672
CUNY BORO OF MAN CMTY COL	7	0	0	0	0	0	0	0	7
CUNY BRONX CMTY COLLEGE	405	397	0	0	0	0	397	0	8
CUNY BROOKLYN COLLEGE	824	811	784	0	0	0	27	0	13
CUNY CENTRAL SYS OFF	48,262	198	176	0	0	22	0	0	48,064
CUNY CITY COLLEGE	4,055	5,237	4,556	0	0	149	517	15	818
CUNY COL STATEN ISLAND	95	95	95	0	0	0	0	0	0
CUNY GRAD SCH & UNIV CTR	1,708	1,673	1,357	0	0	294	22	0	35
CUNY HUNTER COLLEGE	3,112	2,563	1,808	0	0	370	361	24	549
CUNY JHM JAY COL CRIM JUS	5	0	0	0	0	0	0	0	5
CUNY KINGSBORO CMTY COL	4	0	0	0	0	0	0	0	4
CUNY LAGUARDIA CMTY COL	5	0	0	0	0	0	0	0	5
CUNY LEHMAN COLLEGE	306	212	212	0	0	0	0	0	94
CUNY MEDGAR EVERS COLLEGE	459	142	0	0	0	99	43	0	317
CUNY MT SINAI SCH OF MED	22,617	20,733	19,433	0	0	1,028	196	76	1,884
CUNY NY CITY TECH COL	360	0	0	0	0	0	0	0	360
CUNY QUEENS COLLEGE	972	972	942	0	0	0	30	0	0
CUNY QUEENSBORO CMTY COL	90	90	90	0	0	0	0	0	0
CUNY YORK COLLEGE	680	381	0	0	0	0	381	0	299
D'YOUVILLE COLLEGE	1,074	192	0	0	0	192	0	0	882
DAEMEN COLLEGE	1,603	0	0	0	0	0	0	0	1,603
DOMINICAN COL OF BLAUVELT	173	0	0	0	0	0	0	0	173
DOWLING COLLEGE	1,180	0	0	0	0	0	0	0	1,180
ELIZABETH SETON COLLEGE	956	0	0	0	0	0	0	0	956
ELMIRA COLLEGE	776	0	0	0	0	0	0	0	776
ERIE CMTY COL SOUTH CAM	726	0	0	0	0	0	0	0	726
FIVE TOWNS COLLEGE	211	0	0	0	0	0	0	0	211
FORDHAM UNIVERSITY	3,872	939	565	0	0	330	44	0	2,933
FRIENDS WORLD COLLEGE	125	0	0	0	0	0	0	0	125
GRUSS GIRLS SEMINARY	330	0	0	0	0	0	0	0	330
HADAR H RABBINICAL SEM	271	0	0	0	0	0	0	0	271
HAMILTON COLLEGE	570	35	35	0	0	0	0	0	535
HARTNICK COLLEGE	546	0	0	0	0	0	0	0	546
HILBERT COLLEGE	439	0	0	0	0	0	0	0	439
HOBART-WM SMITH COLLEGES	529	0	0	0	0	0	0	0	529
HOFSTRA UNIVERSITY	3,054	172	121	0	0	51	0	0	2,882
HOUGHTON COLLEGE	673	0	0	0	0	0	0	0	673
INTERBORO INSTITUTE	930	0	0	0	0	0	0	0	930
IONA COLLEGE	1,699	0	0	0	0	0	0	0	1,699
ITHACA COLLEGE	1,296	75	33	0	0	0	42	0	1,221
JAMESTOWN BUS COLLEGE	173	0	0	0	0	0	0	0	173
JEWISH THEOL SEM OF AMER	20	0	0	0	0	0	0	0	20
JUILLIARD SCHOOL	393	0	0	0	0	0	0	0	393
KEHILATH YAKOV RAB SEM	134	0	0	0	0	0	0	0	134
KEUKA COLLEGE	481	0	0	0	0	0	0	0	481
KING'S COLLEGE (NY)	583	0	0	0	0	0	0	0	583
LE MOYNE COLLEGE	1,017	0	0	0	0	0	0	0	1,017
LI SEM JEN STUD WOMEN	39	0	0	0	0	0	0	0	39
LONG ISLAND UNIVERSITY	7,861	362	18	0	0	344	0	0	7,499
MACHZIKEI HADATH RAB COL	88	0	0	0	0	0	0	0	88
MALCOLM KING COLLEGE	1	0	0	0	0	0	0	0	1
MANHATTAN COLLEGE	1,676	668	655	0	0	13	0	0	1,008
MANHATTAN SCH OF MUSIC	176	0	0	0	0	0	0	0	176
MANHATTANVILLE COLLEGE	551	0	0	0	0	0	0	0	551
MANNES COL OF MUSIC	97	0	0	0	0	0	0	0	97
MARIA COLLEGE OF ALBANY	218	0	0	0	0	0	0	0	218
MARIA REGINA COLLEGE	111	0	0	0	0	0	0	0	111
MARIST COLLEGE	2,475	0	0	0	0	0	0	0	2,475
MARYMOUNT COLLEGE (NY)	703	0	0	0	0	0	0	0	703
MARYMOUNT MANHATTAN COL	1,603	0	0	0	0	0	0	0	1,603
MATER DEI COLLEGE	241	0	0	0	0	0	0	0	241
MEDAILLE COLLEGE	757	0	0	0	0	0	0	0	757
MERCY COLLEGE	4,575	0	0	0	0	0	0	0	4,575
MES TOR VODAATH RABIN SEM	156	0	0	0	0	0	0	0	156
MESIVTA ESTN PKMY RAB SEM	77	0	0	0	0	0	0	0	77
MESIVTA TIFERETH JERU AM	102	0	0	0	0	0	0	0	102
MIRER YEGHIVA CENT INST	379	0	0	0	0	0	0	0	379
MOLLOY COLLEGE	387	0	0	0	0	0	0	0	387
MONROE BUSINESS INSTITUTE	2,459	0	0	0	0	0	0	0	2,459
MOUNT ST MARY COLLEGE	518	0	0	0	0	0	0	0	518
N Y COL OF PODIATRIC MED	270	0	0	0	0	0	0	0	270
NAZARETH COL OF ROCHESTER	667	0	0	0	0	0	0	0	667

SEE FOOTNOTES AT END OF TABLE.

TABLE B-34. -- FEDERAL OBLIGATIONS TO UNIVERSITIES AND COLLEGES, BY STATE, INSTITUTION AND TYPE OF ACTIVITY: FY 1982

CONTINUED

(DOLLARS IN THOUSANDS)

STATE & INSTITUTION	TOTAL, ALL ACTIVITIES	ACADEMIC SCIENCE/ENGINEERING							NON-SCI/ENG
		TOTAL ACADEMIC SCI/ENG	RESEARCH AND DEVELOPMENT	R&D PLANT	FACIL FOR INSTR IN S&E 1/	FELLOWSHIPS TRNEESHIPS TRNG GRANTS	GENERAL SUPPORT SCI/ENG	OTHER SCI/ENG	
NEW YORK, CONT'D									
NEW SCH FOR SOC RESEARCH	579	121	51	0	0	70	0	0	458
NEW YORK CHIROPRACTIC COL	94	0	0	0	0	0	0	0	94
NEW YORK INST TECHNOLOGY	3,496	196	196	0	0	0	0	0	3,300
NEW YORK LAW SCHOOL	141	59	0	0	0	59	0	0	82
NEW YORK MEDICAL COLLEGE	5,463	4,386	4,175	0	0	54	157	0	1,077
NEW YORK UNIVERSITY	57,351	47,078	43,643	250	0	2,752	299	124	10,273
NIAGARA UNIVERSITY	1,910	0	0	0	0	0	0	0	1,910
NY ST CERAMICS-ALFRED U	1	0	0	0	0	0	0	0	1
NYACK COLLEGE	311	0	0	0	0	0	0	0	311
OHR HAMEIR THEOL SEM	30	0	0	0	0	0	0	0	30
OLEAN BUSINESS INSTITUTE	117	0	0	0	0	0	0	0	117
PACE UNIVERSITY	4,067	76	76	0	0	0	0	0	3,991
PAUL SMITH'S COL ARTS SCI	408	0	0	0	0	0	0	0	408
POLYTECHNIC INST OF N Y	5,679	4,151	4,074	0	0	15	35	27	1,528
PONELSON BUSINESS INST	538	0	0	0	0	0	0	0	538
PRATT INSTITUTE	2,418	0	0	0	0	0	0	0	2,418
RAB COL BOBOVER YESHIVA	406	0	0	0	0	0	0	0	406
RAB SEM BETH HITZCHOK	65	0	0	0	0	0	0	0	65
RABB COL OF KAMENITZ YESH	44	0	0	0	0	0	0	0	44
RABBINICAL C BETH SHRAGA	37	0	0	0	0	0	0	0	37
RABBINICAL COLLEGE L I	74	0	0	0	0	0	0	0	74
RABBINICAL SEM MKOR CHAIM	61	0	0	0	0	0	0	0	61
RABBINICAL SEM OF AMERICA	88	0	0	0	0	0	0	0	88
RABBINICAL SEM OF MUNKACS	714	0	0	0	0	0	0	0	714
RABBINICAL ACAD M R BERLIN	617	0	0	0	0	0	0	0	617
RABBINICAL COL CHSAN SOFER	130	0	0	0	0	0	0	0	130
RABBINICAL SEM ADAS YEREIM	118	0	0	0	0	0	0	0	118
RENSSELAER POLYTECH INST	15,228	12,998	12,447	50	0	206	76	219	2,230
RIKA BREUER TCHRS SEM	32	0	0	0	0	0	0	0	32
ROBERTS WESLEYAN COLLEGE	442	0	0	0	0	0	0	0	442
ROCHESTER INST TECHNOLOGY	3,672	259	259	0	0	0	0	0	3,413
ROCKEFELLER UNIVERSITY	22,920	22,920	20,807	641	0	1,277	195	0	0
RUSSELL SAGE COLLEGE	1,436	1	0	0	0	1	0	0	1,435
SARA SCHENIRER TCHRS SEM	73	0	0	0	0	0	0	0	73
SARAH LAWRENCE COLLEGE	243	0	0	0	0	0	0	0	243
SCHOOL OF VISUAL ARTS	1,311	0	0	0	0	0	0	0	1,311
SH'OR YOSHUV RABBINICAL C	89	0	0	0	0	0	0	0	89
SIENA COLLEGE	952	37	37	0	0	0	0	0	915
SKIDMORE COLLEGE	827	0	0	0	0	0	0	0	827
ST BONAVENTURE UNIVERSITY	578	0	0	0	0	0	0	0	578
ST FRANCIS COLLEGE (NY)	1,210	0	0	0	0	0	0	0	1,210
ST JOHN FISHER COLLEGE	854	109	109	0	0	0	0	0	745
ST JOHN'S UNIVERSITY (NY)	4,761	258	74	0	0	184	0	0	4,503
ST JOSEPH'S COLLEGE	481	0	0	0	0	0	0	0	481
ST LAWRENCE UNIVERSITY	707	0	0	0	0	0	0	0	707
ST THOMAS AQUINAS COLLEGE	391	111	0	0	0	111	0	0	280
STENOTYPE INSTITUTE	195	0	0	0	0	0	0	0	195
SUFFOLK CO CC EASTERN CAM	1	0	0	0	0	0	0	0	1
SUFFOLK CO CC WESTERN CAM	1	0	0	0	0	0	0	0	1
SUNY #DIRONDACK CMTY COL	588	0	0	0	0	0	0	0	588
SUNY AG & TECH ALFRED	392	0	0	0	0	0	0	0	392
SUNY AG & TECH CANTON	319	0	0	0	0	0	0	0	319
SUNY AG & TECH COBLESKILL	144	0	0	0	0	0	0	0	144
SUNY AG & TECH DELHI	218	0	0	0	0	0	0	0	218
SUNY AG & TECH FARMINGDALE	969	0	0	0	0	0	0	0	969
SUNY AG & TECH MORRISVILLE	116	0	0	0	0	0	0	0	116
SUNY AT ALBANY	33,848	11,244	10,900	0	0	170	102	72	22,604
SUNY AT BINGHAMTON	2,978	2,215	2,015	0	0	77	114	9	763
SUNY AT BUFFALO	19,586	17,247	16,123	0	0	615	427	82	2,339
SUNY AT STONY BROOK	26,381	24,138	22,221	842	0	731	327	17	2,243
SUNY BROOME CMTY COL	1,129	0	0	0	0	0	0	0	1,129
SUNY CLINTON CMTY COLLEGE	364	0	0	0	0	0	0	0	364
SUNY CMTY COL FINGER LAKE	783	0	0	0	0	0	0	0	783
SUNY COL AT OLD WESTBURY	740	386	6	0	0	108	272	0	354
SUNY COL OF ENV SCI & FOR	654	653	626	0	0	0	27	0	1
SUNY COLLEGE AT PURCHASE	709	205	189	0	0	16	0	0	504
SUNY COLLEGE BROCKPORT	1,057	260	25	0	0	229	1	5	797
SUNY COLLEGE BUFFALO	1,018	207	135	0	0	72	0	0	811
SUNY COLLEGE CORTLAND	449	17	17	0	0	0	0	0	432
SUNY COLLEGE FREDONIA	273	31	0	0	0	31	0	0	242
SUNY COLLEGE GENESEO	502	0	0	0	0	0	0	0	502
SUNY COLLEGE NEW PALTZ	628	130	32	0	0	98	0	0	498
SUNY COLLEGE ONEONTA	603	55	55	0	0	0	0	0	548
SUNY COLLEGE OSWEGO	337	33	33	0	0	0	0	0	304
SUNY COLLEGE PLATTSBURGH	817	190	190	0	0	0	0	0	627
SUNY COLLEGE POTSDAM	247	0	0	0	0	0	0	0	247
SUNY COLLEGE UTICA ROME	144	0	0	0	0	0	0	0	144
SUNY COLUMBIA GREENE COL	383	0	0	0	0	0	0	0	383
SUNY CORNING CMTY COLLEGE	1,281	0	0	0	0	0	0	0	1,281
SUNY DOWNSTATE MED CTR	8,787	7,767	7,137	0	0	467	146	17	1,020
SUNY DUTCHESS CMTY COL	947	0	0	0	0	0	0	0	947
SUNY EMPIRE STATE COLLEGE	1	0	0	0	0	0	0	0	1
SUNY ERIE CC NORTH CAM	2,593	0	0	0	0	0	0	0	2,593
SUNY FULTON MONT CMTY COL	583	0	0	0	0	0	0	0	583
SUNY GENESEE CMTY COLLEGE	1,053	0	0	0	0	0	0	0	1,053
SUNY HERKIMER CO CMTY COL	595	0	0	0	0	0	0	0	595
SUNY HUDSON VAL CMTY COL	1,543	0	0	0	0	0	0	0	1,543
SUNY JAMESTOWN CMTY COL	952	0	0	0	0	0	0	0	952
SUNY JEFFERSON CMTY COL	606	23	0	0	0	0	0	23	583
SUNY MARITIME COLLEGE	13	0	0	0	0	0	0	0	13
SUNY MOHAWK VAL CMTY COL	1,888	0	0	0	0	0	0	0	1,888
SUNY MONROE CMTY COLLEGE	1,786	0	0	0	0	0	0	0	1,786
SUNY NASSAU CMTY COLLEGE	2,353	0	0	0	0	0	0	0	2,353

SEE FOOTNOTES AT END OF TABLE.



TABLE B-34. -- FEDERAL OBLIGATIONS TO UNIVERSITIES AND COLLEGES, BY STATE, INSTITUTION, AND TYPE OF ACTIVITY: FY 1982

CONTINUED

(DOLLARS IN THOUSANDS)

STATE & INSTITUTION	TOTAL, ALL ACTIVITIES	ACADEMIC SCIENCE/ENGINEERING							NON-SCI/ENG
		TOTAL ACADEMIC SCI/ENG	RESEARCH AND DEVELOPMENT	R&D PLANT	FACIL FOR INSTR IN S&E 1/	FELLOWSHIPS TRAINEESHIPS TRNG GRANTS	GENERAL SUPPORT SCI/ENG	OTHER SCI/ENG	
NEW YORK, CONT'D									
SUNY NIAGARA CTY CMTY COL	1,097	0	0	0	0	0	0	0	1,097
SUNY NORTH CNTRY CMTY COL	522	0	0	0	0	0	0	0	522
SUNY ONONDAGA CMTY COL	1,399	0	0	0	0	0	0	0	1,399
SUNY ORANGE CMTY CMTY COL	1,119	0	0	0	0	0	0	0	1,119
SUNY ROCKLAND CMTY COL	1,954	0	0	0	0	0	0	0	1,954
SUNY SCHENECTADY CMTY CC	590	0	0	0	0	0	0	0	590
SUNY ST COL OF OPTOMETRY	183	82	73	0	0	0	0	0	101
SUNY SUFFOLK CO CMTY COL	4,373	0	0	0	0	0	0	0	4,373
SUNY SULLIVAN CO CMTY COL	613	0	0	0	0	0	0	0	613
SUNY SYSTEM OFFICE	402	36	34	0	0	2	0	0	366
SUNY TOMPKINS CORTLAND CC	994	0	0	0	0	0	0	0	994
SUNY ULSTER CMTY CMTY COL	911	0	0	0	0	0	0	0	911
SUNY UPSTATE MEDICAL CTR	5,605	4,809	4,650	0	0	37	122	0	796
SUNY WESTCHESTER CMTY COL	1,535	0	0	0	0	0	0	0	1,535
SYRACUSE UNIVERSITY	18,283	9,192	8,592	0	0	307	115	178	9,091
TALMUDICAL INST OHOL TORA	243	0	0	0	0	0	0	0	243
TALMUDICAL INST UPST N'Y	15	0	0	0	0	0	0	0	15
TOBE-COBBURN SCH FASH CAR	26	0	0	0	0	0	0	0	26
TOURO COLLEGE	1,471	0	0	0	0	0	0	0	1,471
TROCAIRE COLLEGE	538	0	0	0	0	0	0	0	538
UNION COLLEGE (NY)	693	148	143	0	0	5	0	0	545
UNION THEOL SEMINARY (NY)	79	0	0	0	0	0	0	0	79
UNIVERSITY OF ROCHESTER	67,447	62,132	46,427	2,274	58	2,250	318	10,805	5,315
UTICA SCHOOL OF COMMERCE	212	0	0	0	0	0	0	0	212
VASSAR COLLEGE	1,340	214	196	0	0	18	0	0	1,126
VILLA MARIA COL BUFFALO	404	0	0	0	0	0	0	0	404
WADHAMS HALL	31	0	0	0	0	0	0	0	31
WAGNER COLLEGE	789	0	0	0	0	0	0	0	789
WEBB INST OF NAVAL ARCH	112	112	76	0	0	0	0	36	0
WELLS COLLEGE	321	0	0	0	0	0	0	0	321
WESTCHESTER BUSINESS COL	391	0	0	0	0	0	0	0	391
YESHIVA KRLM STLN BETH	123	0	0	0	0	0	0	0	123
YESHIVA OF NITRA RABBIN C	71	0	0	0	0	0	0	0	71
YESHIVA SHAAH HATORAH ITR	37	0	0	0	0	0	0	0	37
YESHIVA UNIVERSITY	51,911	48,654	44,237	640	0	3,544	233	0	3,257
NORTH CAROLINA, TOTAL									
	245,738	151,557	125,749	476	0	9,747	2,748	12,837	94,181
ANSON TECHNICAL COLLEGE									
ANSON TECHNICAL COLLEGE	33	0	0	0	0	0	0	0	33
APPALACHIAN ST UNIVERSITY									
APPALACHIAN ST UNIVERSITY	2,438	88	25	0	0	63	0	0	2,350
ASHEBORO COLLEGE									
ASHEBORO COLLEGE	42	0	0	0	0	0	0	0	42
ATLANTIC CHRISTIAN COL									
ATLANTIC CHRISTIAN COL	1,087	0	0	0	0	0	0	0	1,087
BARBER-SCOTIA COLLEGE									
BARBER-SCOTIA COLLEGE	824	0	0	0	0	0	0	0	824
BELMONT ABBEY COLLEGE									
BELMONT ABBEY COLLEGE	311	0	0	0	0	0	0	0	311
BENNETT COLLEGE (NC)									
BENNETT COLLEGE (NC)	755	0	0	0	0	0	0	0	755
BLADEN TECHNICAL INST									
BLADEN TECHNICAL INST	161	0	0	0	0	0	0	0	161
BLANTON'S COLLEGE									
BLANTON'S COLLEGE	145	0	0	0	0	0	0	0	145
BLUE RIDGE TECHNICAL COL									
BLUE RIDGE TECHNICAL COL	72	0	0	0	0	0	0	0	72
BREYARD COLLEGE									
BREYARD COLLEGE	217	0	0	0	0	0	0	0	217
CALDWELL CC AND TECH INST									
CALDWELL CC AND TECH INST	160	0	0	0	0	0	0	0	160
CAMPBELL UNIVERSITY									
CAMPBELL UNIVERSITY	893	0	0	0	0	0	0	0	893
CAPE FEAR TECHNICAL INST									
CAPE FEAR TECHNICAL INST	247	0	0	0	0	0	0	0	247
CARTERET TECH COLLEGE									
CARTERET TECH COLLEGE	83	0	0	0	0	0	0	0	83
CATAMBA COLLEGE									
CATAMBA COLLEGE	330	0	0	0	0	0	0	0	330
CATAMBA VALLEY TECH COL									
CATAMBA VALLEY TECH COL	81	0	0	0	0	0	0	0	81
CECILS JUNIOR COLLEGE									
CECILS JUNIOR COLLEGE	147	0	0	0	0	0	0	0	147
CENTRAL PIEDMONT CMTY COL									
CENTRAL PIEDMONT CMTY COL	770	0	0	0	0	0	0	0	770
CHOHAN COLLEGE									
CHOHAN COLLEGE	900	0	0	0	0	0	0	0	900
CLEVELAND TECHNICAL COL									
CLEVELAND TECHNICAL COL	238	0	0	0	0	0	0	0	238
COASTAL CAROLINA CMTY COL									
COASTAL CAROLINA CMTY COL	252	0	0	0	0	0	0	0	252
COLLEGE OF THE ALBEMARLE									
COLLEGE OF THE ALBEMARLE	500	0	0	0	0	0	0	0	500
CRAVEN COMMUNITY COLLEGE									
CRAVEN COMMUNITY COLLEGE	345	0	0	0	0	0	0	0	345
DAVIDSON COLLEGE									
DAVIDSON COLLEGE	321	37	37	0	0	0	0	0	284
DAVIDSON COUNTY CMTY COL									
DAVIDSON COUNTY CMTY COL	139	0	0	0	0	0	0	0	139
DUKE UNIVERSITY									
DUKE UNIVERSITY	60,460	55,872	50,397	257	0	4,399	324	495	4,588
DURHAM TECHNICAL INST									
DURHAM TECHNICAL INST	280	0	0	0	0	0	0	0	280
EAST CAROLINA UNIVERSITY									
EAST CAROLINA UNIVERSITY	4,362	910	834	0	0	0	35	41	3,452
EDGEcombe TECHNICAL COLL									
EDGEcombe TECHNICAL COLL	185	0	0	0	0	0	0	0	185
ELIZABETH CITY STATE UNIV									
ELIZABETH CITY STATE UNIV	3,875	127	0	0	0	84	43	0	3,748
ELON COLLEGE									
ELON COLLEGE	824	0	0	0	0	0	0	0	824
FAYETTEVILLE STATE UNIV									
FAYETTEVILLE STATE UNIV	3,182	418	58	0	0	0	360	0	2,764
FAYETTEVILLE TECH INST									
FAYETTEVILLE TECH INST	509	0	0	0	0	0	0	0	509
GARDNER-WEBB COLLEGE									
GARDNER-WEBB COLLEGE	700	0	0	0	0	0	0	0	700
GASTON COLLEGE									
GASTON COLLEGE	142	0	0	0	0	0	0	0	142
GREENSBORO COLLEGE									
GREENSBORO COLLEGE	466	0	0	0	0	0	0	0	466
GUILFORD COLLEGE									
GUILFORD COLLEGE	308	0	0	0	0	0	0	0	308
GUILFORD TECHNICAL INST									
GUILFORD TECHNICAL INST	1	1	0	0	0	0	1	0	0
HALIFAX CMTY COLLEGE									
HALIFAX CMTY COLLEGE	496	0	0	0	0	0	0	0	496
HARDBARGER J COL OF BUS									
HARDBARGER J COL OF BUS	241	0	0	0	0	0	0	0	241
HAYWOOD TECHNICAL INST									
HAYWOOD TECHNICAL INST	77	0	0	0	0	0	0	0	77
HIGH POINT COLLEGE									
HIGH POINT COLLEGE	291	0	0	0	0	0	0	0	291
ISOTHERMAL COMMUNITY COL									
ISOTHERMAL COMMUNITY COL	213	0	0	0	0	0	0	0	213
JAMES SPRUNT TECHNICAL C									
JAMES SPRUNT TECHNICAL C	132	0	0	0	0	0	0	0	132
JOHNSON C SMITH UNIV									
JOHNSON C SMITH UNIV	2,531	316	0	0	0	32	284	0	2,215
KING'S COLLEGE-RALEIGH									
KING'S COLLEGE-RALEIGH	553	0	0	0	0	0	0	0	553
LEES-MCRAE COLLEGE									
LEES-MCRAE COLLEGE	270	0	0	0	0	0	0	0	270
LENOIR COMMUNITY COLLEGE									
LENOIR COMMUNITY COLLEGE	348	0	0	0	0	0	0	0	348
LENOIR-RHYNE COLLEGE									
LENOIR-RHYNE COLLEGE	453	76	0	0	0	76	0	0	377
LIVINGSTONE COLLEGE									
LIVINGSTONE COLLEGE	1,695	21	0	0	0	21	0	0	674
LOUISBURG COLLEGE									
LOUISBURG COLLEGE	309	0	0	0	0	0	0	0	309
MARS HILL COLLEGE									
MARS HILL COLLEGE	943	0	0	0	0	0	0	0	943
MARTIN COMMUNITY COLLEGE									
MARTIN COMMUNITY COLLEGE	107	0	0	0	0	0	0	0	107
MAYLAND TECHNICAL COLLEGE									
MAYLAND TECHNICAL COLLEGE	171	0	0	0	0	0	0	0	171

SEE FOOTNOTES AT END OF TABLE.

TABLE B-34. --- FEDERAL OBLIGATIONS TO UNIVERSITIES AND COLLEGES, BY STATE, INSTITUTION, AND TYPE OF ACTIVITY; FY 1982

CONTINUED

(DOLLARS IN THOUSANDS)

STATE & INSTITUTION	TOTAL, ALL ACTIVITIES	ACADEMIC SCIENCE/ENGINEERING							NON-SCI/ENG
		TOTAL ACADEMIC SCI/ENG	RESEARCH AND DEVELOPMENT	R&D PLANT	FACIL FOR INSTR IN S&E 1/	FELLOWSHIPS TRNG GRANTS	GENERAL SUPPORT SCI/ENG	OTHER SCI/ENG	
NORTH CAROLINA, CONT'D									
MCDOWELL TECHNICAL INST	74	0	0	0	0	0	0	0	74
MEREDITH COLLEGE	377	0	0	0	0	0	0	0	377
METHODIST COLLEGE	513	0	0	0	0	0	0	0	513
MITCHELL COMMUNITY COL	93	0	0	0	0	0	0	0	93
MONTGOMERY TECH INST	99	0	0	0	0	0	0	0	99
MONTREAT-ANDERSON COLLEGE	222	0	0	0	0	0	0	0	222
MOUNT OLIVE COLLEGE	282	0	0	0	0	0	0	0	282
N C SCHOOL OF THE ARTS	193	0	0	0	0	0	0	0	193
N C STATE UNIV AT RALEIGH	32,744	29,637	18,158	0	0	353	94	11,032	3,107
WASH TECHNICAL INSTITUTE	289	0	0	0	0	0	0	0	289
NC AG & TECH STATE UNIV	8,890	4,176	2,606	0	0	152	220	1,198	4,714
NORTH CARO WESLEYAN COL	513	0	0	0	0	0	0	0	513
NORTH CAROLINA CNTRL UNIV	5,780	858	201	0	0	284	373	0	4,922
PAMLICO TECHNICAL COLLEGE	29	0	0	0	0	0	0	0	29
PEACE COLLEGE	119	0	0	0	0	0	0	0	119
PEMBROKE STATE UNIVERSITY	944	0	0	0	0	0	0	0	944
PFEIFFER COLLEGE	957	0	0	0	0	0	0	0	957
PIEDMONT TECHNICAL COL	607	0	0	0	0	0	0	0	607
PITT COMMUNITY COLLEGE	432	0	0	0	0	0	0	0	432
QUEENS COLLEGE	126	0	0	0	0	0	0	0	126
RANDOLPH TECH COLLEGE	156	0	0	0	0	0	0	0	156
RICHMOND TECHNICAL COL	160	0	0	0	0	0	0	0	160
ROANOKE-COHAN TECH INST	408	0	0	0	0	0	0	0	408
ROBESON TECHNICAL COLLEGE	265	0	0	0	0	0	0	0	265
ROCKINGHAM COMMUNITY COL	133	0	0	0	0	0	0	0	133
RUTLEDGE C(WINSTON-SALEM)	232	0	0	0	0	0	0	0	232
RUTLEDGE COL OF DURHAM	298	0	0	0	0	0	0	0	298
RUTLEDGE COLL(CHARLOTTE)	478	0	0	0	0	0	0	0	478
RUTLEDGE COLLEGE	413	0	0	0	0	0	0	0	413
RUTLEDGE COLLEGE	266	0	0	0	0	0	0	0	266
SACRED HEART COLLEGE	121	0	0	0	0	0	0	0	121
SALEM COLLEGE	66	0	0	0	0	0	0	0	66
SAMPSON TECHNICAL COLLEGE	629	0	0	0	0	0	0	0	629
SANDHILLS COMMUNITY COL	200	0	0	0	0	0	0	0	200
SHAW UNIVERSITY	3,226	0	0	0	0	0	0	0	3,226
SOUTHEASTRN CMTY COL (NC)	519	0	0	0	0	0	0	0	519
ST ANDREWS PRESBY COL	385	0	0	0	0	0	0	0	385
ST AUGUSTINES COLLEGE	3,593	100	100	0	0	0	0	0	3,493
ST MARY'S COLLEGE	18	0	0	0	0	0	0	0	18
STANLY TECHNICAL COLLEGE	78	0	0	0	0	0	0	0	78
SURRY COMMUNITY COLLEGE	251	0	0	0	0	0	0	0	251
TECHNICAL COL OF ALAMANCE	155	0	0	0	0	0	0	0	155
TRI-COUNTY CMTY COLLEGE	243	0	0	0	0	0	0	0	243
UNIV OF N C AT ASHEVILLE	431	62	62	0	0	0	0	0	369
UNIV OF N C AT CHARLOTTE	2,251	417	301	0	0	102	14	0	1,834
UNIV OF N C AT GREENSBORO	2,187	113	113	0	0	0	0	0	2,074
UNIV OF N C AT WILMINGTON	1,211	146	123	0	0	0	0	23	1,065
UNIV OF N C SYS OFF	1,076	514	514	0	0	0	0	0	562
UNIV OF NC AT CHAPEL HILL	57,328	46,395	41,890	219	0	3,602	636	48	10,933
VANCE-GRANVILLE CMTY COLL	306	0	0	0	0	0	0	0	306
WAKE FOREST UNIVERSITY	12,060	10,812	10,116	0	0	531	165	0	1,248
WAKE TECHNICAL COLLEGE	124	0	0	0	0	0	0	0	124
HARREN WILSON COLLEGE	344	0	0	0	0	0	0	0	344
WAYNE COMMUNITY COLLEGE	486	0	0	0	0	0	0	0	486
WESTERN CAROLINA UNIV	2,622	264	214	0	0	48	2	0	2,358
WESTERN PIEDMONT CMTY COL	142	0	0	0	0	0	0	0	142
WILKES COMMUNITY COLLEGE	572	0	0	0	0	0	0	0	572
WINGATE COLLEGE	487	0	0	0	0	0	0	0	487
WINSTON-SALEM STATE UNIV	2,920	197	0	0	0	0	197	0	2,723
NORTH DAKOTA, TOTAL									
	25,609	11,043	7,685	0	0	262	252	2,844	14,566
BISMARCK JUNIOR COLLEGE									
	480	0	0	0	0	0	0	0	480
DICKINSON STATE COLLEGE									
	466	0	0	0	0	0	0	0	466
JAMESTOWN COLLEGE									
	796	0	0	0	0	0	0	0	796
LAKE REGION CMTY COL									
	458	0	0	0	0	0	0	0	458
MARY COLLEGE									
	927	0	0	0	0	0	0	0	927
MAYVILLE STATE COLLEGE									
	333	0	0	0	0	0	0	0	333
MINOT STATE COLLEGE									
	848	47	0	0	0	47	0	0	801
NORTH DAKOTA STATE UNIV									
	8,920	6,092	3,250	0	0	28	47	2,767	2,828
NORTHWEST BIBLE COL									
	194	0	0	0	0	0	0	0	194
STANDING ROCK CMTY COL									
	173	0	0	0	0	0	0	0	173
TRINITY BIBLE INSTITUTE									
	354	0	0	0	0	0	0	0	354
TURTLE MOUNTAIN COMM COL									
	596	0	0	0	0	0	0	0	596
UNIVERSITY OF N DAKOTA									
	10,650	4,904	4,435	0	0	187	205	77	5,746
VALLEY CITY STATE COLLEGE									
	414	0	0	0	0	0	0	0	414
OHIO, TOTAL									
	274,777	150,103	129,207	1,540	0	4,975	3,293	11,088	124,674
A.T.E.S. TECHNICAL SCHOOL									
	150	0	0	0	0	0	0	0	150
ANTIOCH UNIVERSITY									
	2,786	158	72	0	0	86	0	0	2,628
ASHLAND COLLEGE									
	959	0	0	0	0	0	0	0	959
ATHENAEUM OF OHIO									
	7	0	0	0	0	0	0	0	7
BALDWIN-HALLACE COLLEGE									
	1,519	0	0	0	0	0	0	0	1,519
BLISS COLLEGE									
	5	0	0	0	0	0	0	0	5
BLUFFTON COLLEGE									
	389	0	0	0	0	0	0	0	389
BORROMEO COLLEGE OF OHIO									
	36	0	0	0	0	0	0	0	36
BOWLING GREEN STATE UNIV									
	4,987	1,029	715	0	0	178	25	111	3,958
CAPITAL UNIVERSITY									
	903	25	0	0	0	25	0	0	878
CASE WESTERN RESERVE UNIV									
	41,747	37,148	34,834	140	0	1,700	403	71	4,599
CEDARVILLE COLLEGE									
	387	0	0	0	0	0	0	0	387
CENTRAL OHIO TECH COL									
	223	0	0	0	0	0	0	0	223
CENTRAL STATE UNIVERSITY									
	3,271	302	169	0	0	55	78	0	2,969

SEE FOOTNOTES AT END OF TABLE.



TABLE B-34. -- FEDERAL OBLIGATIONS TO UNIVERSITIES AND COLLEGES, BY STATE, INSTITUTION, AND TYPE OF ACTIVITY: FY 1982

CONTINUED

(DOLLARS IN THOUSANDS)

STATE & INSTITUTION	TOTAL, ALL ACTIVITIES	ACADEMIC SCIENCE/ENGINEERING							NON-SCI/ENG
		TOTAL ACADEMIC SCI/ENG	RESEARCH AND DEVELOPMENT	R&D PLANT	FACIL FOR INSTR IN S&E 1/	FELLOWSHIPS TRNG TRNG GRANTS	GENERAL SUPPORT SCI/ENG	OTHER SCI/ENG	
OHIO, CONT'D									
CHATFIELD COLLEGE	18	0	0	0	0	0	0	0	18
CHILDRENS HOSP SCH MED TEC	86	0	0	0	0	0	0	0	86
CINCINNATI BIBLE SEMINARY	218	0	0	0	0	0	0	0	218
CINCINNATI C OF MORT SCI	24	0	0	0	0	0	0	0	24
CINCINNATI TECHNICAL INST	568	0	0	0	0	0	0	0	568
CIRCLEVILLE BIBLE COLLEGE	170	0	0	0	0	0	0	0	170
CLEVELAND INST OF ART	400	0	0	0	0	0	0	0	400
CLEVELAND INST OF MUSIC	101	0	0	0	0	0	0	0	101
CLEVELAND STATE UNIV	4,480	1,549	1,268	0	0	256	0	25	2,931
COL MT ST JOSEPH-ON-OHIO	276	0	0	0	0	0	0	0	276
COL OF STEUBENVILLE	374	0	0	0	0	0	0	0	374
COLLEGE OF WOOSTER	699	88	88	0	0	0	0	0	611
COLUMBUS COL ART & DESIGN	474	0	0	0	0	0	0	0	474
COLUMBUS TECHNICAL INST	1,544	0	0	0	0	0	0	0	1,544
CUYAHOGA CMTY COL DIST	5,389	7	0	0	0	0	0	7	5,382
DAVIS JUNIOR COLLEGE	254	0	0	0	0	0	0	0	254
DEFIANCE COLLEGE	432	0	0	0	0	0	0	0	432
DENISON UNIVERSITY	444	74	74	0	0	0	0	0	370
DYKE COLLEGE	1,149	0	0	0	0	0	0	0	1,149
EDISON STATE CMTY COLLEGE	352	0	0	0	0	0	0	0	352
ELECTRONIC TECH INST-OHIO	356	0	0	0	0	0	0	0	356
FINDLAY COLLEGE	519	114	0	0	0	114	0	0	405
FRANKLIN UNIVERSITY	462	0	0	0	0	0	0	0	462
HEIDELBERG COLLEGE	710	295	295	0	0	0	0	0	415
HIRAM COLLEGE	819	0	0	0	0	0	0	0	819
HOCKING TECHNICAL COLLEGE	1,104	0	0	0	0	0	0	0	1,104
JOHN CARROLL UNIVERSITY	779	220	220	0	0	0	0	0	559
KENT STATE UNIVERSITY	8,635	1,682	1,292	0	0	297	38	55	6,953
KENYON COLLEGE	228	77	77	0	0	0	0	0	151
KETTERING COLL MED ARTS	54	0	0	0	0	0	0	0	54
LAKE ERIE COLLEGE	157	0	0	0	0	0	0	0	157
LAKELAND COMMUNITY COL	356	0	0	0	0	0	0	0	356
LIMA TECHNICAL COLLEGE	435	0	0	0	0	0	0	0	435
LORAIN COUNTY CMTY COL	802	0	0	0	0	0	0	0	802
LOURDES COLLEGE	46	0	0	0	0	0	0	0	46
MALONE COLLEGE	401	0	0	0	0	0	0	0	401
MARIETTA COLLEGE	769	1	1	0	0	0	0	0	768
MARION TECHNICAL COLLEGE	196	0	0	0	0	0	0	0	196
MED COL OF OHIO AT TOLEDO	5,516	4,652	4,484	0	0	68	100	0	864
METHODIST THEOL SCH OHIO	37	0	0	0	0	0	0	0	37
MIAMI UNIVERSITY (OHIO)	3,455	837	729	0	0	92	0	16	2,618
MICHAEL J OMENS TECH COL	740	0	0	0	0	0	0	0	740
MOUNT UNION COLLEGE	498	0	0	0	0	0	0	0	498
MT VERNON NAZARENE COL	828	0	0	0	0	0	0	0	828
MUSKINGUM AREA TECH COL	282	0	0	0	0	0	0	0	282
MUSKINGUM COLLEGE	450	0	0	0	0	0	0	0	450
THE OHIO UNIVS MED SCHOOL	1,273	515	483	0	0	0	32	0	758
NORTH CENTRAL TECH COL	250	0	0	0	0	0	0	0	250
NORTHWESTERN BUS C-TECH CTR	319	0	0	0	0	0	0	0	319
NOTRE DAME COLLEGE (OH)	126	0	0	0	0	0	0	0	126
OSBERLIN COLLEGE	1,834	199	199	0	0	0	0	0	1,635
OHIO COL OF PODIATRIC MED	451	0	0	0	0	0	0	0	451
OHIO DOMINICAN COLLEGE	363	0	0	0	0	0	0	0	363
OHIO INST OF TECHNOLOGY	764	0	0	0	0	0	0	0	764
OHIO NORTHERN UNIVERSITY	727	105	105	0	0	0	0	0	622
OHIO STATE UNIVERSITY	62,759	51,848	41,073	0	0	512	503	9,760	10,911
OHIO UNIVERSITY	6,070	1,558	1,424	0	0	97	37	0	4,512
OHIO WESLEYAN UNIVERSITY	943	50	50	0	0	0	0	0	893
OTTERBEIN COLLEGE	539	0	0	0	0	0	0	0	539
PENN-OHIO JUNIOR COLLEGE	82	0	0	0	0	0	0	0	82
PONTIFICAL COL JOSEPHINUM	71	0	0	0	0	0	0	0	71
RABBINICAL COL OF TELSHE	211	0	0	0	0	0	0	0	211
RIO GRANDE COLLEGE	407	0	0	0	0	0	0	0	407
SHAMNEE STATE CMTY COLL	4	0	0	0	0	0	0	0	4
SINCLAIR COMMUNITY COL	2,142	57	0	0	0	57	0	0	2,085
SOUTHERN OHIO COLLEGE	3,761	0	0	0	0	0	0	0	3,761
STARK TECHNICAL INSTITUTE	340	0	0	0	0	0	0	0	340
STERN ST GEN TECH COLLEGE	236	0	0	0	0	0	0	0	236
TERRA TECHNICAL COLLEGE	252	0	0	0	0	0	0	0	252
TIFFIN UNIVERSITY	130	0	0	0	0	0	0	0	130
TRINITY LUTHERAN SEMINARY	113	0	0	0	0	0	0	0	113
UNION OF EXPR COL & UNIV	531	0	0	0	0	0	0	0	531
UNITED THEOL SEM (OH)	109	0	0	0	0	0	0	0	109
UNIVERSITY OF AKRON	5,559	1,081	924	0	0	125	32	0	4,478
UNIVERSITY OF CINCINNATI	39,245	24,382	20,126	1,400	0	1,037	1,792	27	14,863
UNIVERSITY OF DAYTON	20,953	18,157	17,094	0	0	0	48	1,019	2,796
UNIVERSITY OF TOLEDO	4,112	802	722	0	0	56	24	0	3,310
URBANA COLLEGE	597	0	0	0	0	0	0	0	597
URSULINE COLLEGE	271	0	0	0	0	0	0	0	271
WALSH COLLEGE	299	0	0	0	0	0	0	0	299
WASHINGTON TECH COLLEGE	197	0	0	0	0	0	0	0	197
WEST SIDE INST OF TECH	92	0	0	0	0	0	0	0	92
WESTERN COLLEGE	36	0	0	0	0	0	0	0	36
WILBERFORCE UNIVERSITY	3,909	0	0	0	0	0	0	0	3,909
WILMINGTON COLLEGE	848	0	0	0	0	0	0	0	848
WITTENBERG UNIVERSITY	652	0	0	0	0	0	0	0	652
WRIGHT STATE UNIVERSITY	6,250	2,993	2,629	0	0	182	181	1	3,257
XAVIER UNIVERSITY	998	38	0	0	0	38	0	0	960
YOUNGSTOWN ST UNIVERSITY	2,497	60	60	0	0	0	0	0	2,437

SEE FOOTNOTES AT END OF TABLE.

TABLE B-34. -- FEDERAL OBLIGATIONS TO UNIVERSITIES AND COLLEGES, BY STATE, INSTITUTION, AND TYPE OF ACTIVITY: FY 1982

CONTINUED

(DOLLARS IN THOUSANDS)

STATE & INSTITUTION	TOTAL, ALL ACTIVITIES	TOTAL ACADEMIC SCI/ENG	RESEARCH AND DEVELOPMENT	R&D PLANT	ACADEMIC FACIL FOR INSTR IN S&E 1/	SCIENCE/ENGINEERING FELLOWSHIPS TRNG GRANTS	GENERAL SUPPORT SCI/ENG	OTHER SCI/ENG	NON-SCI/ENG
OKLAHOMA, TOTAL	69,103	32,255	22,795	0	0	895	775	7,790	36,848
BACOME COLLEGE	524	0	0	0	0	0	0	0	524
BARTLESVILLE WESLEYAN COL	426	0	0	0	0	0	0	0	426
BETHANY NAZARENE COLLEGE	807	0	0	0	0	0	0	0	807
CAMERON UNIVERSITY	784	0	0	0	0	0	0	0	784
CARL ALBERT JUNIOR COL	648	0	0	0	0	0	0	0	648
CENTRAL STATE UNIV (OK)	1,231	82	0	0	0	82	0	0	1,149
CLAREMORE JUNIOR COLLEGE	1,182	0	0	0	0	0	0	0	1,182
CONNORS STATE COLLEGE	620	0	0	0	0	0	0	0	620
EAST CENTRAL OKLA ST UNIV	2,615	1,052	1,028	0	0	0	0	24	1,563
EASTERN OKLA STATE COL	497	0	0	0	0	0	0	0	497
EL RENO JUNIOR COLLEGE	315	0	0	0	0	0	0	0	315
FLAMING RAINBOW UNIV	464	0	0	0	0	0	0	0	464
HILLSDALE F-W-BAPTIST COL	122	0	0	0	0	0	0	0	122
LANGSTON UNIVERSITY	2,978	1,507	973	0	0	0	0	534	1,471
MIDWEST CHRISTIAN COLLEGE	50	0	0	0	0	0	0	0	50
MURRAY STATE COLLEGE	583	0	0	0	0	0	0	0	583
NORTHEASTERN OKLA A&M COL	652	0	0	0	0	0	0	0	652
NORTHEASTERN OKLA ST UNIV	2,173	84	20	0	0	39	5	20	2,089
NORTHERN OKLAHOMA COLLEGE	185	0	0	0	0	0	0	0	185
NORTHWESTERN OKLA ST UNIV	327	0	0	0	0	0	0	0	327
OKLA COL OSTEO-MED & SURG	143	73	73	0	0	0	0	0	70
OKLA PANHANDLE STATE UNIV	272	0	0	0	0	0	0	0	272
OKLA SCH BUS ACCT LAM FIN	314	0	0	0	0	0	0	0	314
OKLAHOMA BAPTIST UNIV	671	0	0	0	0	0	0	0	671
OKLAHOMA CHRISTIAN COL	952	0	0	0	0	0	0	0	952
OKLAHOMA CITY UNIVERSITY	559	2	0	0	0	2	0	0	557
OKLAHOMA STATE UNIVERSITY	21,295	16,328	9,119	0	0	299	93	6,817	4,967
ORAL ROBERTS UNIVERSITY	1,975	481	466	0	0	0	15	0	1,494
OSCAR ROSE JUNIOR COLLEGE	830	130	0	0	0	130	0	0	700
PHILLIPS UNIVERSITY	303	0	0	0	0	0	0	0	303
SAYRE JUNIOR COLLEGE	63	0	0	0	0	0	0	0	63
SEMINOLE JUNIOR COL (OK)	466	0	0	0	0	0	0	0	466
SOUTH OKLA CTY JR COLLEGE	464	0	0	0	0	0	0	0	464
SOUTHEASTERN OKLA ST UNIV	2,132	414	247	0	0	0	167	0	1,718
SOUTHWESTERN OKLA ST UNIV	620	20	0	0	0	20	0	0	600
SPARTAN SCH AERONAUTICS	76	0	0	0	0	0	0	0	76
ST GREGORYS COLLEGE	142	0	0	0	0	0	0	0	142
TULSA JUNIOR COLLEGE	408	0	0	0	0	0	0	0	408
UNIV SCI & ARTS OF OKLA	523	0	0	0	0	0	0	0	523
UNIVERSITY OF OKLAHOMA	17,573	11,231	10,241	0	0	271	324	395	6,342
UNIVERSITY OF TULSA	1,895	851	628	0	0	52	171	0	1,044
WESTRN OKLAHOMA STATE COL	244	0	0	0	0	0	0	0	244
OREGON, TOTAL	127,616	63,679	55,685	130	0	2,915	1,320	3,629	63,937
BLUE MOUNTAIN CMTY COL	286	0	0	0	0	0	0	0	286
CENTRAL OREGON CMTY COL	420	17	0	0	0	0	0	17	403
CLACKAMAS COMMUNITY COL	626	0	0	0	0	0	0	0	626
CLATSOP COMMUNITY COLLEGE	274	0	0	0	0	0	0	0	274
COLUMBIA CHRISTIAN COL	191	0	0	0	0	0	0	0	191
CONCORDIA COLLEGE (ORE)	144	0	0	0	0	0	0	0	144
EASTERN OREGON ST COLLEGE	964	18	18	0	0	0	0	0	946
EUGENE BIBLE COLLEGE	90	0	0	0	0	0	0	0	90
GEORGE FOX COLLEGE	571	0	0	0	0	0	0	0	571
JUDSON BAPTIST COL	213	0	0	0	0	0	0	0	213
LANE COMMUNITY COLLEGE	2,822	0	0	0	0	0	0	0	2,822
LEWIS & CLARK COLLEGE	844	81	1	0	0	80	0	0	763
LINFIELD COLLEGE	859	43	43	0	0	0	0	0	816
LINN BENTON COMMUNITY COL	1,183	114	0	0	0	114	0	0	1,069
MARYLHURST EDUCATION CTR	224	0	0	0	0	0	0	0	224
MT HOOD COMMUNITY COLLEGE	1,147	0	0	0	0	0	0	0	1,147
MULTNOMAH SCHOOL OF BIBLE	181	0	0	0	0	0	0	0	181
NORTHWEST CHRISTIAN COL	137	0	0	0	0	0	0	0	137
OREGON GRADUATE CENTER	1,424	1,423	1,356	0	0	12	30	25	1
OREGON POLYTECHNIC INST	26	0	0	0	0	0	0	0	26
OREGON STATE UNIVERSITY	43,198	37,730	33,245	130	0	304	503	3,548	5,468
PACIFIC NW COLLEGE OF ART	124	0	0	0	0	0	0	0	124
PACIFIC UNIVERSITY	815	54	10	0	0	44	0	0	761
PORTLAND COMMUNITY COL	3,386	0	0	0	0	0	0	0	3,386
PORTLAND STATE UNIVERSITY	5,083	863	569	0	0	277	17	0	4,220
REED COLLEGE	812	397	371	0	0	0	26	0	415
ROGUE COMMUNITY COLLEGE	265	0	0	0	0	0	0	0	265
SOUTHERN OREGON ST COL	2,001	47	0	0	0	47	0	0	1,954
SOUTHWESTERN OREG CMTY COL	415	0	0	0	0	0	0	0	415
THE OREG HLTH SCI UNIV	33,744	10,362	9,546	0	0	444	372	0	23,382
TREASURE VALLEY CMTY COL	254	0	0	0	0	0	0	0	254
UMPOVA COMMUNITY COLLEGE	400	0	0	0	0	0	0	0	400
UNIVERSITY OF OREGON MAIN	19,853	11,672	10,374	0	0	887	372	39	8,181
UNIVERSITY OF PORTLAND	634	39	0	0	0	39	0	0	595
WARNER PACIFIC COLLEGE	353	0	0	0	0	0	0	0	353
WESTERN BAPTIST COLLEGE	134	0	0	0	0	0	0	0	134
WESTERN OREGON STATE COLL	2,497	808	152	0	0	656	0	0	1,689
WILLAMETTE UNIVERSITY	888	11	0	0	0	11	0	0	877
WSTRN STATES CHIOPRCTC C	134	0	0	0	0	0	0	0	134
PENNSYLVANIA, TOTAL	438,101	261,501	236,244	515	0	10,442	2,856	11,444	176,600
ALBRIGHT COLLEGE	463	8	0	0	0	8	0	0	455
ALLEGHENY COLLEGE	774	0	0	0	0	0	0	0	774
ALLENTOWN C ST FR DESALES	324	0	0	0	0	0	0	0	324
ALLIANCE COLLEGE	123	0	0	0	0	0	0	0	123
ALVERNIA COLLEGE	114	0	0	0	0	0	0	0	114

SEE FOOTNOTES AT END OF TABLE.

TABLE B-34. -- FEDERAL OBLIGATIONS TO UNIVERSITIES AND COLLEGES, BY STATE, INSTITUTION, AND TYPE OF ACTIVITY: FY 1982

CONTINUED

(DOLLARS IN THOUSANDS)

STATE & INSTITUTION	TOTAL, ALL ACTIVITIES	ACADEMIC SCIENCE/ENGINEERING							NON-SCI/ENG
		TOTAL ACADEMIC SCI/ENG	RESEARCH AND DEVELOPMENT	R&D PLANT	FACIL FOR INSTR IN S&E 1/	FELLOWSHIPS TRAINESHIPS TRNG GRANTS	GENERAL SUPPORT SCI/ENG	OTH SCI/ENG	
PENNSYLVANIA, CONT'D									
ART INST PHILADELPHIA	347	0	0	0	0	0	0	0	347
ART INST PITTSBURGH	888	0	0	0	0	0	0	0	888
BAPTIST BIBLE COL OF PA	363	0	0	0	0	0	0	0	363
BEAVER COLLEGE	343	0	0	0	0	0	0	0	343
BEREAN INSTITUTE	358	0	0	0	0	0	0	0	358
BLOOMSBURG STATE COLLEGE	4,147	60	10	0	0	50	0	0	4,087
BRYN MAWR COLLEGE	935	472	472	0	0	0	0	0	463
BUCKNELL UNIVERSITY	571	109	98	0	0	11	0	0	462
BUCKS COUNTY CMTY COL	1,732	0	0	0	0	0	0	0	1,732
BUTLER COUNTY CMTY COL	376	0	0	0	0	0	0	0	376
CABRINI COLLEGE	319	0	0	0	0	0	0	0	319
CALIFORNIA STATE COLLEGE	1,722	0	0	0	0	0	0	0	1,722
CARLOW COLLEGE	623	0	0	0	0	0	0	0	623
CARNEGIE-MELLON UNIV	31,410	26,463	25,463	0	0	516	197	287	4,947
CEDAR CREST COLLEGE	342	0	0	0	0	0	0	0	342
CHATHAM COLLEGE	720	0	0	0	0	0	0	0	720
CHESTNUT HILL COLLEGE	218	0	0	0	0	0	0	0	218
CHEYNEY STATE COLLEGE	2,095	59	0	0	0	59	0	0	2,036
CLARION STATE COLLEGE	1,567	0	0	0	0	0	0	0	1,567
CMTY COL ALLEGHENY COUNTY	3,589	0	0	0	0	0	0	0	3,589
CMTY COL OF BEAVER COUNTY	357	0	0	0	0	0	0	0	357
CMTY COL OF PHILADELPHIA	6,471	0	0	0	0	0	0	0	6,471
CNTRL PA BUSINESS SCHOOL	281	0	0	0	0	0	0	0	281
COLLEGE MISERICORDIA	657	23	23	0	0	0	0	0	634
DEAN INSTITUTE OF TECH	128	0	0	0	0	0	0	0	128
DEL VALLEY COL SCI & AGR	416	0	0	0	0	0	0	0	416
DELAWARE COUNTY CMTY COL	1,077	0	0	0	0	0	0	0	1,077
DICKINSON COLLEGE	569	25	25	0	0	0	0	0	544
DICKINSON SCHOOL OF LAW	1	0	0	0	0	0	0	0	1
DREXEL UNIVERSITY	6,871	4,526	4,442	0	0	28	21	35	2,345
DROPSIE UNIVERSITY	11	0	0	0	0	0	0	0	11
DUQUESNE UNIVERSITY	2,118	143	143	0	0	0	0	0	1,975
EAST STROUDSBURG ST COL	1,442	0	0	0	0	0	0	0	1,442
EASTERN COLLEGE	622	0	0	0	0	0	0	0	622
ELECTRONIC INSTS-PITTS	361	0	0	0	0	0	0	0	361
ELIZABETHTOWN COLLEGE	335	0	0	0	0	0	0	0	335
FRANKLIN & MARSHALL COL	839	240	237	0	0	0	0	3	599
GANNON UNIVERSITY	1,823	65	65	0	0	0	0	0	1,758
GENEVA COLLEGE	658	0	0	0	0	0	0	0	658
GETTYSBURG COLLEGE	349	0	0	0	0	0	0	0	349
GHYNEED-MERCY COLLEGE	390	0	0	0	0	0	0	0	390
HAHNEMANN MED COL & HOSP	8,109	6,688	6,542	0	0	27	119	0	1,421
HARCUM JUNIOR COLLEGE	538	0	0	0	0	0	0	0	538
HARRISBURG AREA CMTY COL	618	0	0	0	0	0	0	0	618
HAVERFORD COLLEGE	482	185	185	0	0	0	0	0	297
HOLY FAMILY COLLEGE	205	0	0	0	0	0	0	0	205
IMMACULATA COLLEGE	277	0	0	0	0	0	0	0	277
INDIANA UNIV OF PENNA	5,132	0	0	0	0	0	0	0	5,132
JUNIATA COLLEGE	390	0	0	0	0	0	0	0	390
KEYSTONE JUNIOR COLLEGE	535	0	0	0	0	0	0	0	535
KING'S COLLEGE (PA)	1,466	0	0	0	0	0	0	0	1,466
KUTZTOWN STATE COLLEGE	1,300	0	0	0	0	0	0	0	1,300
LA ROCHE COLLEGE	616	0	0	0	0	0	0	0	616
LA SALLE COLLEGE	6,479	39	0	0	0	39	0	0	6,440
LACKANANNA JUNIOR COLLEGE	586	0	0	0	0	0	0	0	586
LAFAYETTE COLLEGE	223	0	0	0	0	0	0	0	223
LANCASTER BIBLE COLLEGE	212	0	0	0	0	0	0	0	212
LANCASTER THEOLOGICAL SEM	5	0	0	0	0	0	0	0	5
LEBANON VALLEY COLLEGE	364	0	0	0	0	0	0	0	364
LEHIGH COUNTY CMTY COL	526	0	0	0	0	0	0	0	526
LEHIGH UNIVERSITY	7,064	6,088	5,967	0	0	86	0	35	976
LINCOLN TECHNICAL INST	1,275	0	0	0	0	0	0	0	1,275
LINCOLN UNIVERSITY (PA)	1,769	70	65	0	0	5	0	0	1,769
LOCK HAVEN STATE COLLEGE	1,201	0	0	0	0	0	0	0	1,201
LUTHERAN THEOL SEM-GETTYS	20	0	0	0	0	0	0	0	20
LUZERNE COUNTY CMTY COL	947	0	0	0	0	0	0	0	947
LYCOMING COLLEGE	528	0	0	0	0	0	0	0	528
MANOR JUNIOR COLLEGE	110	0	0	0	0	0	0	0	110
MANSFIELD STATE COLLEGE	1,077	0	0	0	0	0	0	0	1,077
MARYWOOD COLLEGE	1,005	0	0	0	0	0	0	0	1,005
MERCYHURST COLLEGE	629	0	0	0	0	0	0	0	629
MESSIAH COLLEGE	728	0	0	0	0	0	0	0	728
MILLERSVILLE STATE COL	1,499	0	0	0	0	0	0	0	1,499
MONTGOMERY CMTY COMM COL	551	0	0	0	0	0	0	0	551
MOORE COL OF ART	290	0	0	0	0	0	0	0	290
MORAVIAN COLLEGE	380	0	0	0	0	0	0	0	380
MOUNT ALOYSIUS JUNIOR COL	457	0	0	0	0	0	0	0	457
MUHLENBERG COLLEGE	333	0	0	0	0	0	0	0	333
NEUMANN COLLEGE	117	0	0	0	0	0	0	0	117
NEW SCHOOL OF MUSIC	35	0	0	0	0	0	0	0	35
NORTHAMPTON CMTY CMTY COL	754	0	0	0	0	0	0	0	754
NORTHEASTN CHRISTN JR COL	252	0	0	0	0	0	0	0	252
O.S. JOHNSON SCH TECH	200	0	0	0	0	0	0	0	200
PEIRCE JR COLLEGE	944	0	0	0	0	0	0	0	944
PENN COL OF PODIATRIC MED	688	110	55	0	0	0	55	0	578
PENN TECHNICAL INSTITUTE	186	0	0	0	0	0	0	0	186
PENNSYLVANIA COL OPTOMET	928	426	298	0	0	45	83	0	502
PENNSYLVANIA INST OF TECH	197	0	0	0	0	0	0	0	197
PENNSYLVANIA STATE UNIV	80,771	62,833	50,809	20	0	1,201	687	10,116	17,938
PHILA COL OF PHARM & SCI	368	101	101	0	0	0	0	0	267
PHILA COL OF TEXT & SCI	932	0	0	0	0	0	0	0	932
PHILA COL OF THE BIBLE	353	0	0	0	0	0	0	0	353
PHILA COL OSTEOPATHIC MED	1,247	167	167	0	0	0	0	0	1,080

SEE FOOTNOTES AT END OF TABLE.

TABLE B-34. — FEDERAL OBLIGATIONS TO UNIVERSITIES AND COLLEGES, BY STATE, INSTITUTION, AND TYPE OF ACTIVITY: FY 1982

CONTINUED

(DOLLARS IN THOUSANDS)

STATE & INSTITUTION	TOTAL, ALL ACTIVITIES	ACADEMIC SCIENCE/ENGINEERING							NON-SCI/ENG
		TOTAL ACADEMIC SCI/ENG	RESEARCH AND DEVELOPMENT	R&D PLANT	FACIL FOR INSTR IN S&E 1/	FELLOWSHIPS TRNGS	GENERAL SUPPORT SCI/ENG	OTHER SCI/ENG	
PENNSYLVANIA, CONT'D									
PHILA COL PERFORMG ARTS	229	0	0	0	0	0	0	0	229
PHILADELPHIA COL OF ART	805	0	0	0	0	0	0	0	805
PINEBROOK JUNIOR COLLEGE	78	0	0	0	0	0	0	0	78
PITTS INST AERONAUTICS	140	0	0	0	0	0	0	0	140
PITTSBURGH TECHNICAL INST	168	0	0	0	0	0	0	0	168
POINT PARK COLLEGE	911	0	0	0	0	0	0	0	911
READING AREA CC	499	0	0	0	0	0	0	0	499
ROBERT MORRIS COLLEGE	1,015	0	0	0	0	0	0	0	1,015
ROSEMONT COLLEGE	169	0	0	0	0	0	0	0	169
SAINT VINCENT SEMINARY	642	0	0	0	0	0	0	0	642
SETON HILL COLLEGE	873	0	0	0	0	0	0	0	873
SHIPPENSBURG STATE COL	1,089	0	0	0	0	0	0	0	1,089
SLIPPERY ROCK STATE COL	1,963	63	0	0	0	63	0	0	1,900
SPRING GARDEN COLLEGE	322	0	0	0	0	0	0	0	322
ST CHARLES BORROMEO SEM	25	0	0	0	0	0	0	0	25
ST FRANCIS COLLEGE	754	0	0	0	0	0	0	0	754
ST JOSEPH'S UNIVERSITY	1,416	194	194	0	0	0	0	0	1,222
ST VINCENT COLLEGE	77	77	77	0	0	0	0	0	0
SUSQUEHANNA UNIVERSITY	464	0	0	0	0	0	0	0	464
SMARTHORE COLLEGE	1,345	461	461	0	0	0	0	0	884
TALMUDICAL YESHIVA PHILA	74	0	0	0	0	0	0	0	74
TEMPLE UNIVERSITY	28,754	16,756	14,816	0	0	1,368	231	341	11,998
THE MEDICAL COL OF PENNA	3,782	3,199	2,963	0	0	140	96	0	583
THIEL COLLEGE	391	0	0	0	0	0	0	0	391
THOMAS JEFFERSON UNIV	8,710	6,334	5,902	0	0	269	163	0	2,376
TRIANGLE INST TECH-PITTS	244	0	0	0	0	0	0	0	244
UNITED WESLEYAN COLLEGE	200	0	0	0	0	0	0	0	200
UNIV OF PENNSYLVANIA	97,878	83,564	76,907	495	0	5,119	627	416	14,314
UNIVERSITY OF PITTSBURGH	52,897	41,593	39,397	0	0	1,408	577	211	11,304
UNIVERSITY OF SCRANTON	1,400	0	0	0	0	0	0	0	1,400
URSINUS COLLEGE	365	0	0	0	0	0	0	0	365
VALE TECHNICAL INSTITUTE	1,052	0	0	0	0	0	0	0	1,052
VALLEY FORGE CHRIST COL	250	0	0	0	0	0	0	0	250
VALLEY FORGE MILIT JR COL	5	0	0	0	0	0	0	0	5
VILLA MARIA COLLEGE	381	91	91	0	0	0	0	0	290
VILLANOVA UNIVERSITY	2,009	204	204	0	0	0	0	0	1,805
WASHINGTON & JEFFERSN COL	331	0	0	0	0	0	0	0	331
WAYNESBURG COLLEGE	969	0	0	0	0	0	0	0	969
WEST CHESTER STATE COL	2,033	65	765	0	0	0	0	0	1,968
WESTMINSTER COLLEGE (PA)	398	0	0	0	0	0	0	0	398
WESTMORELAND CNTY CNTY C	842	0	0	0	0	0	0	0	842
WIDENER UNIVERSITY	1,766	0	0	0	0	0	0	0	1,766
MILKES COLLEGE	1,997	0	0	0	0	0	0	0	1,997
WILLIAMSPORT AREA CC	1,380	0	0	0	0	0	0	0	1,380
WILSON COLLEGE	132	0	0	0	0	0	0	0	132
YESHIVATH BETH MOSHE	86	0	0	0	0	0	0	0	86
YORK COLLEGE OF PENN	584	0	0	0	0	0	0	0	584
RHODE ISLAND, TOTAL	62,682	36,181	32,156	1,015	0	1,335	296	1,379	26,501
BARRINGTON COLLEGE	429	0	0	0	0	0	0	0	429
BROWN UNIVERSITY	22,794	19,432	18,031	0	0	1,145	174	82	3,362
BRYANT COL OF BUS ADMIN	1,114	0	0	0	0	0	0	0	1,114
CMTY COL OF RHODE ISLAND	2,469	35	35	0	0	0	0	0	2,434
JOHNSON & MALES COLLEGE	2,394	0	0	0	0	0	0	0	2,394
N ENG INST OF TECHNOLOGY	448	0	0	0	0	0	0	0	448
PROVIDENCE COLLEGE	1,808	1	0	0	0	1	0	0	1,807
RHODE ISLAND COLLEGE	3,551	255	94	0	0	161	0	0	3,296
RHODE ISLAND SCH DESIGN	740	0	0	0	0	0	0	0	740
ROGER WILLIAMS COLLEGE	5,061	0	0	0	0	0	0	0	5,061
SALVE REGINA COLLEGE	793	0	0	0	0	0	0	0	793
UNIV OF RHODE ISLAND	21,081	16,458	13,996	1,015	0	28	122	1,297	4,623
SOUTH CAROLINA, TOTAL	79,512	30,199	21,801	0	0	844	990	6,564	49,313
ALLEN UNIVERSITY	611	0	0	0	0	0	0	0	611
ANDERSON COLLEGE	421	0	0	0	0	0	0	0	421
BAPTIST COL AT CHARLESTON	4,454	5	5	0	0	0	0	0	4,449
BEAUFORT TECHNICAL COL	1	0	0	0	0	0	0	0	1
BENEDICT COLLEGE	3,252	446	0	0	0	148	298	0	2,806
CENTRAL WESLEYAN COLLEGE	255	0	0	0	0	0	0	0	255
CHESTRFLD-MARLBORO TECH C	177	0	0	0	0	0	0	0	177
CITADEL MILITARY COL S C	300	17	17	0	0	0	0	0	283
CLAFLIN COLLEGE	1,448	21	21	0	0	0	0	0	1,427
CLEMSON UNIVERSITY	13,705	11,882	5,898	0	0	9	70	5,905	1,823
CLINTON JUNIOR COLLEGE	10	0	0	0	0	0	0	0	10
COKER COLLEGE	118	0	0	0	0	0	0	0	118
COLLEGE OF CHARLESTON	1,388	82	0	0	0	11	71	0	1,306
COLUMBIA COLLEGE	572	7	7	0	0	0	0	0	565
COLUMBIA JUNIOR COLLEGE	593	0	0	0	0	0	0	0	593
CONVERSE COLLEGE	169	0	0	0	0	0	0	0	169
DENMARK TECHNICAL COLLEGE	839	0	0	0	0	0	0	0	839
ERSKINE COLLEGE	306	0	0	0	0	0	0	0	306
FRANCIS MARION COLLEGE	652	1	0	0	0	1	0	0	651
FURMAN UNIVERSITY	1,057	313	144	0	0	169	0	0	744
GREENVILLE TECH COLLEGE	61	57	0	0	0	57	0	0	4
HORRY-GEORGETOWN TECH COL	694	0	0	0	0	0	0	0	694
LANDER COLLEGE	731	0	0	0	0	0	0	0	731
LIMESTONE COLLEGE	512	0	0	0	0	0	0	0	512
MED UNIV OF SO CAROLINA	9,709	8,186	7,765	0	0	235	186	0	1,523
MIDLANDS TECH COLLEGE	1,690	0	0	0	0	0	0	0	1,690
MORRIS COLLEGE	1,546	0	0	0	0	0	0	0	1,546
NEMBERRY COLLEGE	298	0	0	0	0	0	0	0	298

SEE FOOTNOTES AT END OF TABLE.

TABLE B-34. -- FEDERAL OBLIGATIONS TO UNIVERSITIES AND COLLEGES, BY STATE, INSTITUTION, AND TYPE OF ACTIVITY: FY 1982

CONTINUED

(DOLLARS IN THOUSANDS)

STATE & INSTITUTION	TOTAL, ALL ACTIVITIES	ACADEMIC SCIENCE/ENGINEERING							NON-SCI/ENG
		TOTAL ACADEMIC SCI/ENG	RESEARCH AND DEVELOPMENT	R&D PLANT	FACIL FOR INSTR IN S&E 1/	FELLOWSHIPS TRNG GRANTS	GENERAL SUPPORT SCI/ENG	OTHER SCI/ENG	
SOUTH CAROLINA, CONT'D									
NORTH GREENVILLE COLLEGE	253	0	0	0	0	0	0	0	253
PIEDMONT TECH COLLEGE	589	0	0	0	0	0	0	0	589
PRESBYTERIAN COLLEGE	306	0	0	0	0	0	0	0	306
RUTLEDGE COLLEGE	3,219	0	0	0	0	0	0	0	3,219
SHERMAN COL OF CHIROPRACT	72	0	0	0	0	0	0	0	72
SOUTH CAROLINA ST COLLEGE	6,915	1,972	1,091	0	0	132	157	592	4,943
SPARTANBURG METH COLLEGE	787	0	0	0	0	0	0	0	787
TRI-COUNTY TECH COLLEGE	82	0	0	0	0	0	0	0	82
TRIDENT TECHNICAL COLLEGE	1,081	0	0	0	0	0	0	0	1,081
UNIV OF SOUTH CAROLINA	16,537	7,109	6,853	0	0	82	107	67	9,428
VOORHEES COLLEGE	2,054	101	0	0	0	0	101	0	1,953
WILLIAMSBURG TECH COLLEGE	477	0	0	0	0	0	0	0	477
WINTHROP COLLEGE	1,216	0	0	0	0	0	0	0	1,216
WOFFORD COLLEGE	355	0	0	0	0	0	0	0	355
SOUTH DAKOTA, TOTAL	28,321	8,175	4,887	0	0	175	203	2,910	20,146
AUGUSTANA COLLEGE	1,462	108	79	0	0	29	0	0	1,354
BLACK HILLS STATE COLLEGE	1,946	0	0	0	0	0	0	0	1,946
CMTY COL OF N CTRL U CTR	15	0	0	0	0	0	0	0	15
DAKOTA STATE COLLEGE	776	0	0	0	0	0	0	0	776
DAKOTA MESLEYAN UNIV	831	0	0	0	0	0	0	0	831
FREEMAN JUNIOR COLLEGE	30	0	0	0	0	0	0	0	30
HURON COLLEGE	480	0	0	0	0	0	0	0	480
MOUNT MARTY COLLEGE	475	0	0	0	0	0	0	0	475
NATIONAL COLLEGE	1,332	0	0	0	0	0	0	0	1,332
NORTHERN STATE COLLEGE	1,680	0	0	0	0	0	0	0	1,680
OGLALA SIOUX CMTY COLLEGE	889	0	0	0	0	0	0	0	889
PRESENTATION COLLEGE	337	0	0	0	0	0	0	0	337
S DAK SCH MINES & TECH	1,622	925	775	0	0	0	150	0	697
SINTE GLESKA COLLEGE	302	0	0	0	0	0	0	0	302
SIOUX FALLS COLLEGE	508	0	0	0	0	0	0	0	508
SOUTH DAKOTA STATE UNIV	9,031	6,121	3,230	0	0	0	32	2,859	2,910
UNIV OF S DAK SPRINGFIELD	516	0	0	0	0	0	0	0	516
UNIV OF SOUTH DAKOTA	5,494	1,021	803	0	0	146	21	51	4,473
YANKTON COLLEGE	595	0	0	0	0	0	0	0	595
TENNESSEE, TOTAL	152,379	75,383	58,427	0	0	4,597	3,146	9,213	76,996
AMER BAPT COL ABT SEM	94	0	0	0	0	0	0	0	94
AQUINAS JUNIOR COLLEGE	73	0	0	0	0	0	0	0	73
AUSTIN PEAY STATE UNIV	1,530	0	0	0	0	0	0	0	1,530
BELMONT COLLEGE	434	0	0	0	0	0	0	0	434
BETHEL COLLEGE (TENN)	351	0	0	0	0	0	0	0	351
BRISTOL COLLEGE	95	0	0	0	0	0	0	0	95
BRYAN COLLEGE	421	0	0	0	0	0	0	0	421
CARSON-NEWMAN COLLEGE	745	0	0	0	0	0	0	0	745
CHRISTIAN BROTHERS COL	731	14	0	0	0	0	0	14	717
CLEVELAND STATE CMTY COL	344	0	0	0	0	0	0	0	344
COLUMBIA STATE CMTY COL	230	0	0	0	0	0	0	0	230
CUMBERLAND COL OF TENN	177	0	0	0	0	0	0	0	177
DAVID LIPSCOMB COLLEGE	484	0	0	0	0	0	0	0	484
DRAUGHON'S JR COL (TENN)	1,101	0	0	0	0	0	0	0	1,101
DYERSBURG STATE CMTY COL	616	0	0	0	0	0	0	0	616
EAST TENNESSEE STATE UNIV	3,175	384	264	0	0	120	0	0	2,791
EDMONDSON JUNIOR COLLEGE	445	0	0	0	0	0	0	0	445
FISK UNIVERSITY	1,666	284	62	0	0	142	80	0	1,382
FREED-HARDEMAN COLLEGE	1,176	0	0	0	0	0	0	0	1,176
HIMASSEE COLLEGE	565	0	0	0	0	0	0	0	565
JACKSON STATE CMTY COL	403	0	0	0	0	0	0	0	403
JOHNSON BIBLE COLLEGE	258	0	0	0	0	0	0	0	258
KING COLLEGE (TENN)	219	0	0	0	0	0	0	0	219
KNOXVILLE BUSINESS COLL	292	0	0	0	0	0	0	0	292
KNOXVILLE COLLEGE	1,847	3	0	0	0	0	3	0	1,844
LAMBUTH COLLEGE	749	0	0	0	0	0	0	0	749
LANE COLLEGE	1,958	0	0	0	0	0	0	0	1,958
LE MOYNE-OWEN COLLEGE	2,329	118	0	0	0	0	118	0	2,211
LEE COLLEGE (TENN)	1,283	0	0	0	0	0	0	0	1,283
LINCOLN MEMORIAL UNIV	1,086	0	0	0	0	0	0	0	1,086
MARTIN COLLEGE	233	0	0	0	0	0	0	0	233
MARYVILLE COLLEGE	252	0	0	0	0	0	0	0	252
MCKENZIE COLLEGE	460	0	0	0	0	0	0	0	460
MEHARRY MEDICAL COLLEGE	11,795	2,445	980	0	0	31	1,434	0	9,350
MEMPHIS STATE UNIVERSITY	4,068	571	503	0	0	68	0	0	3,497
MID-SOUTH BIBLE COLLEGE	148	0	0	0	0	0	0	0	148
MIDDLE TENNESSEE ST UNIV	2,630	54	54	0	0	0	0	0	2,576
MILLIGAN COLLEGE	240	29	0	0	0	29	0	0	211
MORRISTOWN COLLEGE	332	0	0	0	0	0	0	0	332
MOTLOW STATE CMTY COLLEGE	210	0	0	0	0	0	0	0	210
NASHVILLE STATE TECH INST	514	0	0	0	0	0	0	0	514
ROANE STATE COMMUNITY COL	496	0	0	0	0	0	0	0	496
SHELBY STATE CMTY COLLEGE	3,217	0	0	0	0	0	0	0	3,217
SOUTHERN COL OF OPTOMETRY	53	0	0	0	0	0	0	0	53
SOUTHERN MISSIONARY COL	1,279	0	0	0	0	0	0	0	1,279
SOUTHWESTERN AT MEMPHIS	391	0	0	0	0	0	0	0	391
STATE TECH INST KNOXVILLE	225	0	0	0	0	0	0	0	225
STATE TECH INST MEMPHIS	830	0	0	0	0	0	0	0	830
STEED COLLEGE	343	0	0	0	0	0	0	0	343
TENN TECHNOLOGICAL UNIV	2,493	368	282	0	0	26	60	0	2,125
TENNESSEE STATE UNIV	9,516	3,571	1,831	0	0	280	564	896	5,945
TENNESSEE TEMPLE UNIV	1,474	0	0	0	0	0	0	0	1,474
TENNESSEE MESLEYAN COL	156	0	0	0	0	0	0	0	156
TOMLINSON COLLEGE	252	0	0	0	0	0	0	0	252

SEE FOOTNOTES AT END OF TABLE.

TABLE B-34. -- FEDERAL OBLIGATIONS TO UNIVERSITIES AND COLLEGES, BY STATE, INSTITUTION, AND TYPE OF ACTIVITY: FY 1982

CONTINUED

(DOLLARS IN THOUSANDS)

STATE & INSTITUTION	TOTAL, ALL ACTIVITIES	ACADEMIC SCIENCE/ENGINEERING							NON-SCI/ENG
		TOTAL ACADEMIC SCI/ENG	RESEARCH AND DEVELOPMENT	R&D PLANT	FACIL FOR INSTR IN S&E 1/	FELLOWSHIPS TRNG GRANTS	GENERAL SUPPORT SCI/ENG	OTHER SCI/ENG	
TENNESSEE, CONT'D									
TREVECCA NAZARENE COLLEGE	633	0	0	0	0	0	0	0	633
TRI-CITIES ST TECH INST	206	0	0	0	0	0	0	0	206
TUSCULUM COLLEGE	761	36	0	0	0	36	0	0	725
U TENNESSEE CHATTANOOGA	1,859	153	56	0	0	97	0	0	1,706
U TENNESSEE KNOXVILLE	28,001	27,379	18,202	0	0	578	321	8,278	622
UNION UNIVERSITY	478	3	0	0	0	3	0	0	475
UNIV OF TENN SYSTEM OFF	5,578	712	509	0	0	161	36	6	4,866
UNIV TENN CTR HEALTH SCI	10,923	7,893	6,945	0	0	515	233	0	3,230
UNIV TENNESSEE AT MARTIN	2,148	0	0	0	0	0	0	0	2,148
UNIVERSITY OF THE SOUTH	398	0	0	0	0	0	0	0	398
VANDERBILT UNIVERSITY	34,134	31,566	28,739	0	0	2,511	297	19	2,568
VOLUNTEER STATE CMTY COL	262	0	0	0	0	0	0	0	262
MALTERS STATE COMM COLL	514	0	0	0	0	0	0	0	514
TEXAS, TOTAL									
	409,363	266,897	232,185	782	0	12,209	5,252	16,469	142,466
ABILENE CHRIST U DALLAS	1	0	0	0	0	0	0	0	1
ABILENE CHRISTIAN UNIV	998	34	34	0	0	0	0	0	964
ALVIN COMMUNITY COLLEGE	260	0	0	0	0	0	0	0	260
AMARILLO COLLEGE	592	0	0	0	0	0	0	0	592
AMERICAN TECHNOLOGICAL U	26	0	0	0	0	0	0	0	26
ANGELINA COLLEGE	291	0	0	0	0	0	0	0	291
ANGELO STATE UNIVERSITY	855	0	0	0	0	0	0	0	855
ARLINGTON BAPTIST COLL	92	0	0	0	0	0	0	0	92
AUSTIN CMTY COL (TEX)	846	82	0	0	0	82	0	0	764
AUSTIN COLLEGE	633	0	0	0	0	0	0	0	633
BAYLOR COL OF DENTISTRY	201	138	138	0	0	0	0	0	63
BAYLOR COL OF MEDICINE	40,588	38,686	36,972	0	0	1,430	254	30	1,902
BAYLOR UNIVERSITY	2,507	360	359	0	0	0	0	1	2,147
BEE COUNTY COLLEGE	750	0	0	0	0	0	0	0	750
BISHOP COLLEGE	2,076	144	42	0	0	11	91	0	1,932
BLINN COLLEGE	238	0	0	0	0	0	0	0	238
BRAZOSPORT COLLEGE	111	0	0	0	0	0	0	0	111
BROOKHAVEN COLLEGE	92	0	0	0	0	0	0	0	92
CEDAR VALLEY COLLEGE	740	0	0	0	0	0	0	0	740
CENTRAL TEXAS COLLEGE	859	0	0	0	0	0	0	0	859
CISCO JUNIOR COLLEGE	231	0	0	0	0	0	0	0	231
CLARENDON COLLEGE	137	0	0	0	0	0	0	0	137
COLLEGE OF THE MAINLAND	338	0	0	0	0	0	0	0	338
CONCORDIA LUTHERAN COL	150	0	0	0	0	0	0	0	150
COOKE COUNTY COLLEGE	85	0	0	0	0	0	0	0	85
CORPUS CHRISTI STATE UNIV	389	0	0	0	0	0	0	0	389
DALLAS BAPTIST COLLEGE	982	0	0	0	0	0	0	0	982
DALLAS BIBLE COLLEGE	117	0	0	0	0	0	0	0	117
DALLAS CHRISTIAN COLLEGE	68	0	0	0	0	0	0	0	68
DEL MAR COLLEGE	739	0	0	0	0	0	0	0	739
DEVRY INST OF TECH (TX)	646	0	0	0	0	0	0	0	646
EAST TEXAS BAPTIST COL	386	0	0	0	0	0	0	0	386
EAST TEXAS STATE UNIV	1,954	136	0	0	0	123	0	13	1,818
EASTFIELD COLLEGE	198	0	0	0	0	0	0	0	198
EL PASO CO CMTY COLLEGE	4,166	0	0	0	0	0	0	0	4,166
FRANK PHILLIPS COLLEGE	67	0	0	0	0	0	0	0	67
GALVESTON COLLEGE	167	0	0	0	0	0	0	0	167
GRAYSON COUNTY JUNIOR COL	201	0	0	0	0	0	0	0	201
GULF COAST BIBLE COLLEGE	144	0	0	0	0	0	0	0	144
HARDIN-SIMMONS UNIVERSITY	683	0	0	0	0	0	0	0	683
HENDERSON COUNTY JR COL	854	0	0	0	0	0	0	0	854
HILL JUNIOR COLLEGE	220	0	0	0	0	0	0	0	220
HOUSTON BAPTIST UNIV	483	147	0	0	0	147	0	0	336
HOUSTON COMMUNITY COLLEGE	712	0	0	0	0	0	0	0	712
HOWARD COL AT BIG SPRINGS	149	0	0	0	0	0	0	0	149
HOWARD PAYNE UNIVERSITY	678	0	0	0	0	0	0	0	678
HUSTON-TILLOTSON COLLEGE	719	0	0	0	0	0	0	0	719
INCARNATE WORD COLLEGE	2,073	309	0	0	0	0	309	0	1,764
JACKSONVILLE COLLEGE	60	0	0	0	0	0	0	0	60
JARVIS CHRISTIAN COLLEGE	1,066	0	0	0	0	0	0	0	1,066
KILGORE COLLEGE	318	0	0	0	0	0	0	0	318
LAHAR UNIVERSITY	2,339	253	49	0	0	204	0	0	2,086
LAREDO JUNIOR COLLEGE	1,899	0	0	0	0	0	0	0	1,899
LAREDO STATE UNIVERSITY	256	0	0	0	0	0	0	0	256
LE TOURNEAU COLLEGE	536	0	0	0	0	0	0	0	536
LEE COLLEGE (TEX)	105	0	0	0	0	0	0	0	105
LON MORRIS COLLEGE	154	0	0	0	0	0	0	0	154
LUBBOCK CHRISTIAN COLLEGE	505	0	0	0	0	0	0	0	505
MCLENNAN COMMUNITY COL	617	0	0	0	0	0	0	0	617
MCHURRY COLLEGE	563	0	0	0	0	0	0	0	563
MIDLAND COLLEGE	167	0	0	0	0	0	0	0	167
MIDWESTERN STATE UNIV	382	0	0	0	0	0	0	0	382
MOUNTAIN VIEW COLLEGE	189	0	0	0	0	0	0	0	189
NAVARRO COLLEGE	1,352	627	627	0	0	0	0	0	725
NORTH HARRIS CO COLLEGE	132	0	0	0	0	0	0	0	132
NORTH TEXAS STATE UNIV	4,466	2,322	1,939	0	0	210	67	106	2,144
OBLATE COL OF SOUTHWEST	5	0	0	0	0	0	0	0	5
ODESSA COLLEGE	297	0	0	0	0	0	0	0	297
OUR LADY OF THE LAKE UNIV	1,510	170	10	0	0	160	0	0	1,340
PAN AMERICAN UNIVERSITY	5,415	404	21	0	0	213	170	0	5,011
PANOLA JUNIOR COLLEGE	131	0	0	0	0	0	0	0	131
PARIS JUNIOR COLLEGE	323	0	0	0	0	0	0	0	323
PAUL QUINN COLLEGE	1,100	0	0	0	0	0	0	0	1,100
PRAIRIE VIEW A & M UNIV	8,745	3,177	1,929	0	0	68	107	1,073	5,568
RANGER JUNIOR COLLEGE	350	0	0	0	0	0	0	0	350
RICE UNIVERSITY	9,147	8,436	8,181	0	0	160	87	10	711
RICHLAND COLLEGE	283	0	0	0	0	0	0	0	283

SEE FOOTNOTES AT END OF TABLE.

TABLE B-34. -- FEDERAL OBLIGATIONS TO UNIVERSITIES AND COLLEGES, BY STATE, INSTITUTION, AND TYPE OF ACTIVITY: FY 1982

CONTINUED

(DOLLARS IN THOUSANDS)

STATE & INSTITUTION	TOTAL ALL ACTIVITIES	TOTAL ACADEMIC SCI/ENG	RESEARCH AND DEVELOPMENT	R&D PLANT	ACADEMIC FACIL FOR INSTR IN S&E 1/	SCIENCE/ENGINEERING FELLOWSHIPS TRNG GRANTS	GENERAL SUPPORT SCI/ENG	OTHER SCI/ENG	NON-SCI/ENG
TEXAS, CONT'D									
SAM HOUSTON STATE UNIV	1,046	136	0	0	0	336	0	0	910
SAN ANTONIO COMY COL DIST	5,522	173	0	0	0	173	0	0	5,349
SAN JACINTO COL CTRL CAM	267	0	0	0	0	0	0	0	267
SAN JACINTO COL NORTH CAM	1	0	0	0	0	0	0	0	1
SAN JACINTO COL SOUTH CAM	1	0	0	0	0	0	0	0	1
SCHREINER COLLEGE	111	0	0	0	0	0	0	0	111
SOUTH PLAINS COLLEGE	628	0	0	0	0	0	0	0	628
SOUTH TEXAS COL OF LAW	670	0	0	0	0	0	0	0	670
SOUTHERN BIBLE COLLEGE	74	0	0	0	0	0	0	0	74
SOUTHERN METHODIST UNIV	2,811	1,448	1,254	0	0	115	0	79	1,363
SOUTHWEST TEXAS JR COL	814	0	0	0	0	0	0	0	814
SOUTHWEST TEXAS ST UNIV	1,891	11	11	0	0	0	0	0	1,880
SOUTHWESTERN ADVENTIST C	469	0	0	0	0	0	0	0	469
SOUTHWESTERN UNIV (TX)	204	8	8	0	0	0	0	0	196
SOUTHWESTN ASSEMB GOD COL	398	0	0	0	0	0	0	0	398
SOUTHWESTN CHRISTIAN COL	423	0	0	0	0	0	0	0	423
ST EDWARD'S UNIVERSITY	1,616	111	8	0	0	103	0	0	1,505
ST MARY'S UNIV S ANTONIO	1,853	41	41	0	0	0	0	0	1,812
STEPHEN F AUSTIN ST UNIV	1,823	421	231	0	0	190	0	0	1,402
SUE ROSS STATE UNIVERSITY	715	63	52	0	0	11	0	0	652
TARLETON STATE UNIVERSITY	2,148	0	0	0	0	0	0	0	2,148
TARRANT COUNTY JUNIOR COL	913	0	0	0	0	0	0	0	913
TEMPLE JUNIOR COLLEGE	276	0	0	0	0	0	0	0	276
TEXARKANA COMY COLLEGE	287	0	0	0	0	0	0	0	287
TEXAS A & I UNIVERSITY	2,509	470	178	0	0	132	160	0	2,039
TEXAS A & M UNIV SYS' OFF	4,669	2,003	1,573	0	0	380	0	50	2,666
TEXAS A & M UNIVERSITY	49,906	47,920	33,144	147	0	310	232	14,087	1,986
TEXAS CHIROPRACTIC COL	125	0	0	0	0	0	0	0	125
TEXAS CHRISTIAN UNIV	3,196	1,900	1,552	0	0	348	0	0	1,296
TEXAS COL OF OSTEO MED	687	440	416	0	0	24	0	0	247
TEXAS COLLEGE	1,016	0	0	0	0	0	0	0	1,016
TEXAS LUTHERAN COLLEGE	486	0	0	0	0	0	0	0	486
TEXAS SOUTHERN UNIV	9,138	1,235	296	0	0	406	533	0	7,903
TEXAS SOUTHMOST COLLEGE	809	0	0	0	0	0	0	0	809
TEXAS STATE TECH INST	2,384	0	0	0	0	0	0	0	2,384
TEXAS TECH UNIVERSITY	9,833	6,502	5,825	0	0	556	77	44	3,331
TEXAS WESLEYAN COLLEGE	490	69	0	0	0	69	0	0	421
TEXAS WOMAN'S UNIVERSITY	2,068	452	91	0	0	361	0	0	1,616
TRINITY UNIVERSITY	1,349	155	63	0	0	92	0	0	1,194
TYLER JUNIOR COLLEGE	419	0	0	0	0	0	0	0	419
U OF HOUSTON CENTRAL CAM	9,851	6,058	5,626	0	0	266	149	17	3,793
U OF HOUSTON DOWNTOWN COL	1,063	509	509	0	0	0	0	0	554
U OF HOUSTON SYS OFF	188	75	75	0	0	0	0	0	113
U TEX HLTH SCI CTR DALLAS	28,169	26,225	23,966	0	0	1,606	593	60	1,944
U TEX HLTH SCI CTR HOUSTN	16,100	14,782	13,896	0	0	616	270	0	1,318
U TEX HLTH SCI CTR S ANTO	16,313	15,605	14,456	0	0	648	501	0	708
U TEX MED BRNCH GALVESTON	12,074	10,617	10,057	0	0	289	271	0	1,457
U TEX SAN ANTONIO	3,820	1,889	911	0	0	322	281	375	1,931
U TEXAS SYSTEM CANCER CTR	15,913	15,814	15,346	0	0	280	188	0	99
UNIV HOUSTN CLR LAKE CITY	392	143	90	0	0	53	0	0	249
UNIV OF MARY HARDIN-BAYLR	437	0	0	0	0	0	0	0	437
UNIV OF TEX AT ARLINGTON	4,605	341	270	0	0	58	0	13	4,264
UNIV OF TEX AT TYLER	145	0	0	0	0	0	0	0	145
UNIV OF TEX PERMIAN BASIN	381	0	0	0	0	0	0	0	381
UNIV OF TEXAS AT AUSTIN	48,452	47,384	44,767	635	0	1,038	507	437	1,068
UNIV OF TEXAS AT DALLAS	5,742	5,293	4,965	0	0	280	43	5	449
UNIV OF TEXAS AT EL PASO	4,271	617	107	0	0	127	364	19	3,654
UNIV OF TEXAS SYSTEM OFF	9,361	2,530	2,068	0	0	412	0	50	6,831
UNIVERSITY OF DALLAS	432	0	0	0	0	0	0	0	432
UNIVERSITY OF ST THOMAS	412	0	0	0	0	0	0	0	412
VERNON REGIONAL JR COL	160	0	0	0	0	0	0	0	160
VICTORIA COLLEGE	63	0	0	0	0	0	0	0	63
WAYLAND BAPTIST COLLEGE	634	0	0	0	0	0	0	0	634
WEATHERFORD COLLEGE	141	0	0	0	0	0	0	0	141
WEST TEXAS STATE UNIV	1,558	32	32	0	0	0	0	0	1,526
WESTERN TEXAS COLLEGE	182	0	0	0	0	0	0	0	182
WHARTON COUNTY JUNIOR COL	292	0	0	0	0	0	0	0	292
WILEY COLLEGE	1,263	0	0	0	0	0	0	0	1,263
UTAH, TOTAL									
	84,399	62,411	58,129	0	40	1,639	648	1,955	21,988
BRIGHAM YOUNG UNIVERSITY									
COLLEGE OF EASTERN UTAH	2,366	2,150	2,121	0	0	17	12	0	216
DNIXE COLLEGE	362	0	0	0	0	0	0	0	362
SNOW COLLEGE	692	0	0	0	0	0	0	0	692
SOUTHERN UTAH STATE COL	467	0	0	0	0	0	0	0	467
STEVENS HENAGER COLLEGE	1,144	0	0	0	0	0	0	0	1,144
UNIVERSITY OF UTAH	386	0	0	0	0	0	0	0	386
UTAH STATE UNIVERSITY	49,621	41,942	39,886	0	40	1,174	560	282	7,679
UTAH TECHNICAL COL PROVO	23,772	18,144	16,047	0	0	348	76	1,673	5,628
UTAH TECHNICAL COL-SLT LK	1,015	100	0	0	0	100	0	0	915
WEBER STATE COLLEGE	797	0	0	0	0	0	0	0	797
WESTMINSTER COLLEGE (UT)	3,369	75	75	0	0	0	0	0	3,294
	408	0	0	0	0	0	0	0	408
VERMONT, TOTAL									
	26,863	15,242	13,049	0	0	363	319	1,511	11,621
BENNINGTON COLLEGE									
BURLINGTON COLLEGE	327	0	0	0	0	0	0	0	327
CASTLETON STATE COLLEGE	340	0	0	0	0	0	0	0	340
CHAMPLAIN COLLEGE	979	0	0	0	0	0	0	0	979
COMY COL OF VERMONT	831	7	0	0	0	7	0	0	824
COL OF ST JOSEPH THE PROV	357	0	0	0	0	0	0	0	357
GODDARD COLLEGE	408	30	0	0	0	30	0	0	378
	336	0	0	0	0	0	0	0	336

SEE FOOTNOTES AT END OF TABLE.



TABLE B-34. — FEDERAL OBLIGATIONS TO UNIVERSITIES AND COLLEGES, BY STATE, INSTITUTION, AND TYPE OF ACTIVITY: FY 1982

CONTINUED

(DOLLARS IN THOUSANDS)

STATE & INSTITUTION	TOTAL, ALL ACTIVITIES	TOTAL ACADEMIC SCI/ENG	RESEARCH AND DEVELOPMENT	R&D PLANT	ACADEMIC SCIENCE/ENGINEERING			OTHER SCI/ENG	NON-SCI/ENG
					FACIL FOR INSTR IN S&E 1/	FELLOWSHIPS TRNG GRANTS	GENERAL SUPPORT SCI/ENG		
VERMONT, CONT'D									
GREEN MOUNTAIN COLLEGE	112	0	0	0	0	0	0	0	112
JOHNSON STATE COLLEGE	1,468	0	0	0	0	0	0	0	1,468
LYNDON STATE COLLEGE	1,017	0	0	0	0	0	0	0	1,017
MARLBORO COLLEGE	165	0	0	0	0	0	0	0	165
MIDDLEBURY COLLEGE	294	49	49	0	0	0	0	0	245
NORWICH UNIVERSITY	1,686	4	0	0	0	4	0	0	1,682
ST JOSEPH COL (VT)	606	0	0	0	0	0	0	0	606
ST MICHAEL'S COLLEGE	677	27	0	0	0	0	0	27	650
TRINITY COL (VT)	364	0	0	0	0	0	0	0	364
UNIV OF VT & ST AGRIC COL	16,215	15,125	13,000	0	0	322	319	1,484	1,090
VERMONT LAM SCHOOL	106	0	0	0	0	0	0	0	106
VERMONT TECHNICAL COLLEGE	575	0	0	0	0	0	0	0	575
VIRGINIA, TOTAL	161,565	83,062	67,678	55	0	5,328	1,850	8,151	78,503
AVERETT COLLEGE	661	0	0	0	0	0	0	0	661
BLUEFIELD COLLEGE	140	0	0	0	0	0	0	0	140
BRIDGEWATER COLLEGE	429	0	0	0	0	0	0	0	429
CENTRAL VIRGINIA CMTY COL	260	0	0	0	0	0	0	0	260
COLLEGE OF WILLIAM & MARY	2,567	1,459	1,398	0	0	59	2	0	1,108
DABNEY LANCASTER CMTY COL	319	0	0	0	0	0	0	0	319
DANVILLE COMMUNITY COL	298	0	0	0	0	0	0	0	298
EASTERN SHORE CMTY COL	53	0	0	0	0	0	0	0	53
EASTERN VA MEDICAL SCHOOL	1,798	625	584	0	0	11	30	0	1,173
EMORY & HENRY COLLEGE	300	0	0	0	0	0	0	0	300
ESTRN MENNONITE C & SEM	1,038	0	0	0	0	0	0	0	1,038
FERRUM COLLEGE	621	0	0	0	0	0	0	0	621
GEORGE MASON UNIVERSITY	1,765	635	313	0	0	252	64	6	1,130
GERMANNA COMMUNITY COL	80	0	0	0	0	0	0	0	80
HAMPDEN-SYDNEY COLLEGE	124	0	0	0	0	0	0	0	124
HAMPTON INSTITUTE	5,417	1,233	629	0	0	601	0	3	4,184
HOLLINS COLLEGE	232	0	0	0	0	0	0	0	232
J SGT REYNOLDS COM COL	1,147	0	0	0	0	0	0	0	1,147
JAMES MADISON UNIVERSITY	1,163	98	0	0	0	98	0	0	1,065
JOHN TYLER COMMUNITY COL	366	0	0	0	0	0	0	0	366
LIBERTY BAPTIST COLLEGE	1,716	0	0	0	0	0	0	0	1,716
LONGWOOD COLLEGE	726	0	0	0	0	0	0	0	726
LORD FAIRFAX CMTY COLLEGE	103	0	0	0	0	0	0	0	103
LYNCHBURG COLLEGE	466	24	0	0	0	24	0	0	442
MARY BALDWIN COLLEGE	231	0	0	0	0	0	0	0	231
MARY WASHINGTON COLLEGE	445	0	0	0	0	0	0	0	445
MARYMOUNT COL OF VIRGINIA	262	44	0	0	0	44	0	0	218
MOUNTAIN EMPIRE CMTY COL	348	0	0	0	0	0	0	0	348
NATIONAL BUSINESS COL	905	0	0	0	0	0	0	0	905
NEW RIVER COMMUNITY COL	660	0	0	0	0	0	0	0	660
NORFOLK STATE UNIVERSITY	10,026	388	0	0	0	149	217	22	9,638
NORTHERN VA COMMUNITY COL	1,496	0	0	0	0	0	0	0	1,496
OLD DOMINION UNIVERSITY	9,795	2,515	2,431	0	0	25	0	59	7,280
PATRICK HENRY CMTY COL	121	0	0	0	0	0	0	0	121
PAUL D CAMP CMTY COLLEGE	353	0	0	0	0	0	0	0	353
PIEDMONT VA COMMUNITY COL	271	0	0	0	0	0	0	0	271
PRES SCH OF CHRISTIAN ED	12	0	0	0	0	0	0	0	12
RADFORD UNIVERSITY	1,335	65	0	0	0	39	0	26	1,270
RANDOLPH-MACON COLLEGE	254	31	31	0	0	0	0	0	223
RANDOLPH-MACON WOMANS COL	199	0	0	0	0	0	0	0	199
RAPPAHANNOCK CMTY COLLEGE	275	0	0	0	0	0	0	0	275
ROANOKE COLLEGE	503	0	0	0	0	0	0	0	503
SHENANDOAH COLLEGE	474	0	0	0	0	0	0	0	474
SOUTHERN SEMINARY JR COL	97	0	0	0	0	0	0	0	97
SOUTHSIDE VA CMTY COLLEGE	299	0	0	0	0	0	0	0	299
SOUTHWEST VA CMTY COL	516	0	0	0	0	0	0	0	516
ST PAUL'S COL (VA)	1,820	0	0	0	0	0	0	0	1,820
SHEET BRIAR COLLEGE	62	0	0	0	0	0	0	0	62
THOMAS NELSON CMTY COL	681	0	0	0	0	0	0	0	681
TIDEWATER COMMUNITY COL	1,364	38	0	0	0	38	0	0	1,326
UNIVERSITY OF RICHMOND	355	55	55	0	0	0	0	0	300
UNIVERSITY OF VIRGINIA	34,205	28,980	25,688	55	0	2,495	692	50	5,225
VA HIGHLANDS CMTY COLLEGE	621	0	0	0	0	0	0	0	621
VA POLYTECH INST & ST U	26,871	26,281	18,680	0	0	92	294	7,215	590
VIRGINIA COMMONWLTN UNIV	33,842	18,108	16,485	0	0	1,265	325	33	15,734
VIRGINIA INTERMONT COL	487	0	0	0	0	0	0	0	487
VIRGINIA MILITARY INST	303	67	67	0	0	0	0	0	236
VIRGINIA STATE UNIVERSITY	5,903	2,384	1,285	0	0	136	226	737	3,519
VIRGINIA UNION UNIVERSITY	2,148	0	0	0	0	0	0	0	2,148
VIRGINIA WESLEYAN COLLEGE	490	0	0	0	0	0	0	0	490
VIRGINIA WESTERN COMM COL	665	0	0	0	0	0	0	0	665
WASHINGTON & LEE UNIV	234	32	32	0	0	0	0	0	202
WYTHEVILLE COMMUNITY COL	848	0	0	0	0	0	0	0	848
WASHINGTON, TOTAL	190,366	128,142	113,701	425	0	6,878	2,172	4,966	62,224
BELLEVUE COMMUNITY COL	436	0	0	0	0	0	0	0	436
BIG BEND COMMUNITY COL	364	0	0	0	0	0	0	0	364
CENTRAL WASHINGTON UNIV	1,998	215	0	0	0	215	0	0	1,783
CENTRALIA COLLEGE	330	0	0	0	0	0	0	0	330
CITY COLLEGE	129	0	0	0	0	0	0	0	129
CLARK COLLEGE	601	0	0	0	0	0	0	0	601
COLUMBIA BASIN CMTY COL	223	0	0	0	0	0	0	0	223
CORNISH INSTITUTE	704	0	0	0	0	0	0	0	704
EASTERN WASHINGTON UNIV	2,708	204	179	0	0	0	25	0	2,504
EDMONDS COMMUNITY COLLEGE	407	0	0	0	0	0	0	0	407
EVERETT COMMUNITY COLLEGE	676	0	0	0	0	0	0	0	676
EVERGREEN STATE COLLEGE	1,592	120	100	0	0	0	20	0	1,472

SEE FOOTNOTES AT END OF TABLE.

TABLE B-34. -- FEDERAL OBLIGATIONS TO UNIVERSITIES AND COLLEGES, BY STATE, INSTITUTION, AND TYPE OF ACTIVITY: FY 1982

CONTINUED

(DOLLARS IN THOUSANDS)

STATE & INSTITUTION	TOTAL, ALL ACTIVITIES	ACADEMIC SCIENCE/ENGINEERING							NON-SCI/ENG
		TOTAL ACADEMIC 'SCI/ENG	RESEARCH AND DEVELOPMENT	R&D PLANT	FACIL FOR INSTR IN S&E 1/	FELLOWSHIPS TRNG GRANTS	GENERAL SUPPORT SCI/ENG	OTHER SCI/ENG	
WASHINGTON, CONT'D									
FORT STEILACOOM CMTY COL	792	0	0	0	0	0	0	0	792
FT WRIGHT COL HOLY NAMES	508	0	0	0	0	0	0	0	508
GONZAGA UNIVERSITY	1,513	144	23	0	0	121	0	0	1,369
GRAYS HARBOR COLLEGE	256	0	0	0	0	0	0	0	256
GREEN RIVER CMTY COLLEGE	731	0	0	0	0	0	0	0	731
GRIFFIN COLLEGE	798	0	0	0	0	0	0	0	798
HIGHLINE COMMUNITY COL	810	0	0	0	0	0	0	0	810
LOWER COLUMBIA COLLEGE	570	0	0	0	0	0	0	0	570
LUTHERAN BIBLE INST SEAT	77	0	0	0	0	0	0	0	77
NW COL ASSEMBLIES OF GOD	255	0	0	0	0	0	0	0	255
OLYMPIC COLLEGE	437	0	0	0	0	0	0	0	437
PACIFIC LUTHERAN UNIV	1,539	159	120	0	0	39	0	0	1,380
PENINSULA COLLEGE	164	0	0	0	0	0	0	0	164
PUGET SND COL OF BIBLE	65	0	0	0	0	0	0	0	65
SEATTLE COMMUNITY COLLEGE	3,979	242	0	0	0	242	0	0	3,737
SEATTLE PACIFIC UNIV	1,482	24	24	0	0	0	0	0	1,458
SEATTLE UNIVERSITY	1,566	0	0	0	0	0	0	0	1,566
SHORELINE COMMUNITY COL	490	0	0	0	0	0	0	0	490
SKAGIT VALLEY COLLEGE	444	0	0	0	0	0	0	0	444
SPOKANE COMMUNITY COLLEGE	1,326	0	0	0	0	0	0	0	1,326
SPOKANE FALLS CMTY COL	1,033	0	0	0	0	0	0	0	1,033
ST MARTIN'S COLLEGE	287	0	0	0	0	0	0	0	287
TACOMA COMMUNITY COLLEGE	550	1	0	0	0	1	0	0	549
UNIVERSITY OF PUGET SOUND	1,755	34	34	0	0	0	0	0	1,721
UNIVERSITY OF WASHINGTON	128,197	107,214	97,690	425	0	5,954	1,868	1,277	20,983
WALLA WALLA COLLEGE	1,064	85	85	0	0	0	0	0	979
WALLA WALLA COMMUNITY COL	463	0	0	0	0	0	0	0	463
WASHINGTON STATE UNIV	24,083	19,474	15,262	0	0	264	259	3,689	4,609
WENATCHEE VALLEY COL	362	0	0	0	0	0	0	0	362
WESTERN WASHINGTON UNIV	2,552	226	184	0	0	42	0	0	2,326
WHATCOM COMMUNITY COLLEGE	125	0	0	0	0	0	0	0	125
WHITMAN COLLEGE	357	0	0	0	0	0	0	0	357
WHITNORTH COLLEGE	966	0	0	0	0	0	0	0	966
YAKIMA VALLEY CMTY COL	602	0	0	0	0	0	0	0	602
WEST VIRGINIA, TOTAL	35,905	13,394	8,295	0	0	704	319	4,076	22,511
ALDERSON BROADDUS COLLEGE	949	0	0	0	0	0	0	0	949
APPALACHIAN BIBLE COLLEGE	105	0	0	0	0	0	0	0	105
BECKLEY COLLEGE	181	0	0	0	0	0	0	0	181
BETHANY COLLEGE (WV)	807	0	0	0	0	0	0	0	807
BLUEFIELD STATE COLLEGE	682	51	0	0	0	51	0	0	631
CONCORD COLLEGE	1,054	41	0	0	0	41	0	0	1,013
DAVIS & ELKINS COLLEGE	605	0	0	0	0	0	0	0	605
FAIRMONT STATE COLLEGE	1,155	0	0	0	0	0	0	0	1,155
GLENVILLE STATE COLLEGE	730	0	0	0	0	0	0	0	730
MARSHALL UNIVERSITY	3,303	962	737	0	0	212	12	1	2,341
MOUNTAIN STATE COLLEGE	228	0	0	0	0	0	0	0	228
OHIO VALLEY COLLEGE	249	0	0	0	0	0	0	0	249
PARKERSBURG COMMUNITY COL	328	0	0	0	0	0	0	0	328
POTOMAC STATE COLLEGE	413	0	0	0	0	0	0	0	413
SALEM COLLEGE	1,100	0	0	0	0	0	0	0	1,100
SHEPHERD COLLEGE	422	0	0	0	0	0	0	0	422
SOUTHERN W VA CMTY COL	357	0	0	0	0	0	0	0	357
UNIVERSITY OF CHARLESTON	291	0	0	0	0	0	0	0	291
W VA COL OF GRAD STUDIES	10	4	0	0	0	4	0	0	6
W VA NORTHERN CMTY COL	346	0	0	0	0	0	0	0	346
W VA SCHL OSTEOPATHIC MED	200	0	0	0	0	0	0	0	200
WEST LIBERTY STATE COL	995	20	0	0	0	0	0	20	975
WEST VIRGINIA INST TECH	1,204	5	0	0	0	5	0	0	1,199
WEST VIRGINIA STATE COL	1,786	0	0	0	0	0	0	0	1,786
WEST VIRGINIA UNIVERSITY	17,039	12,311	7,558	0	0	391	307	4,055	4,728
WEST VIRGINIA WESLEYN COL	855	0	0	0	0	0	0	0	855
WHEELING COLLEGE	511	0	0	0	0	0	0	0	511
WISCONSIN, TOTAL	176,426	114,546	99,321	748	0	4,927	762	8,788	61,880
ALVERNO COLLEGE	326	0	0	0	0	0	0	0	326
BELOIT COLLEGE	555	51	51	0	0	0	0	0	504
BLACKHAWK TECHNICAL INST	1	0	0	0	0	0	0	0	1
CARDINAL STRITCH COLLEGE	217	14	14	0	0	0	0	0	203
CARROLL COLLEGE (WI)	558	0	0	0	0	0	0	0	558
CARTHAGE COLLEGE	347	0	0	0	0	0	0	0	347
CONCORDIA COLLEGE (WI)	325	0	0	0	0	0	0	0	325
DISTRICT ONE TECH INST	872	0	0	0	0	0	0	0	872
EDGEWOOD COLLEGE	354	0	0	0	0	0	0	0	354
FOX VALLEY TECHNICAL INST	669	0	0	0	0	0	0	0	669
HOLY REDEEMER COLLEGE	14	0	0	0	0	0	0	0	14
INSTITUTE PAPER CHEMISTRY	45	44	44	0	0	0	0	0	1
LAKELAND COLLEGE	378	0	0	0	0	0	0	0	378
LAKESHORE TECH INSTITUTE	31	0	0	0	0	0	0	0	31
LAWRENCE UNIVERSITY	408	0	0	0	0	0	0	0	408
MADISON AREA TECH COLLEGE	977	0	0	0	0	0	0	0	977
MADISON BUSINESS COL	82	0	0	0	0	0	0	0	82
MARIAN COL OF FOND DU LAC	231	0	0	0	0	0	0	0	231
MARQUETTE UNIVERSITY	5,079	1,134	1,060	0	0	43	31	0	3,945
MEDICAL COLLEGE OF WIS	9,535	8,791	8,290	139	0	179	183	0	744
MID-STATE TECHNICAL INST	2	0	0	0	0	0	0	0	2
MILTON COLLEGE	48	0	0	0	0	0	0	0	48
MILWAUKEE AREA TECH COL	3	0	0	0	0	0	0	0	3
MILWAUKEE SCHOOL OF ENG	621	66	0	0	0	0	0	66	555
MILWAUKEE STRATTON COL	337	0	0	0	0	0	0	0	337
MORAIN PARK TECH INST	347	0	0	0	0	0	0	0	347

SEE FOOTNOTES AT END OF TABLE.

TABLE B-34. -- FEDERAL OBLIGATIONS TO UNIVERSITIES AND COLLEGES, BY STATE, INSTITUTION, AND TYPE OF ACTIVITY: FY 1982

CONTINUED

(DOLLARS IN THOUSANDS)

STATE & INSTITUTION	TOTAL, ALL ACTIVITIES	ACADEMIC SCIENCE/ENGINEERING							NON-SCI/ENG
		TOTAL ACADEMIC SCI/ENG	RESEARCH AND DEVELOPMENT	R&D PLANT	FACIL FOR INSTR IN S&E 1/	FELLOWSHIPS TRNG GRANTS	GENERAL SUPPORT SCI/ENG	OTHER SCI/ENG	
MISCONSIN, CONT'D									
MOUNT MARY COLLEGE	193	0	0	0	0	0	0	0	193
MOUNT SENARIO COLLEGE	547	18	0	0	0	0	0	18	529
NE WISCONSIN TECH INST	503	0	0	0	0	0	0	0	503
NORTHLAND COLLEGE	650	0	0	0	0	0	0	0	650
NORTHWESTERN COL (WI)	83	0	0	0	0	0	0	0	83
RIPON COLLEGE	397	0	0	0	0	0	0	0	397
SILVER LAKE COLLEGE	165	0	0	0	0	0	0	0	165
ST NORBERT COLLEGE	577	0	0	0	0	0	0	0	577
UNIV OF WIS-CENTER SYSTEM	262	230	230	0	0	0	0	0	32
UNIV OF WIS-EAU CLAIRE	4,239	241	197	0	0	44	0	0	3,998
UNIV OF WIS-GREEN BAY	1,245	47	47	0	0	0	0	0	1,198
UNIV OF WIS-LA CROSSE	3,098	300	107	0	0	193	0	0	2,798
UNIV OF WIS-MADISON	100,091	95,959	82,417	609	0	3,878	500	8,555	4,132
UNIV OF WIS-MILWAUKEE	7,767	2,094	1,877	0	0	202	0	15	5,673
UNIV OF WIS-OSHKOSH	3,087	56	23	0	0	33	0	0	3,031
UNIV OF WIS-PARKSIDE	1,294	119	119	0	0	0	0	0	1,175
UNIV OF WIS-PLATTEVILLE	2,116	45	45	0	0	0	0	0	2,071
UNIV OF WIS-RIVER FALLS	1,727	0	0	0	0	0	0	0	1,727
UNIV OF WIS-STEVENS POINT	4,091	132	132	0	0	0	0	0	3,959
UNIV OF WIS-STOUT	3,294	318	318	0	0	0	0	0	2,976
UNIV OF WIS-SUPERIOR	2,006	972	904	0	0	0	48	20	1,034
UNIV OF WIS-WHITEWATER	2,388	0	0	0	0	0	0	0	2,388
UNIV OF WISCONSIN SYS OFF	12,960	3,915	3,446	0	0	355	0	114	9,045
VITERBO COLLEGE	1,059	0	0	0	0	0	0	0	1,059
WIS INDNHD VO TECH ED DIS	203	0	0	0	0	0	0	0	203
WISCONSIN LUTHERAN COL	22	0	0	0	0	0	0	0	22
WYOMING, TOTAL	12,533	8,837	7,069	0	0	130	202	1,436	3,696
CASPER COLLEGE	330	100	0	0	0	100	0	0	230
CENTRAL WYOMING COLLEGE	123	23	0	0	0	0	0	23	100
EASTERN WYOMING COLLEGE	132	0	0	0	0	0	0	0	132
LARAMIE COUNTY CMTY COL	286	51	0	0	0	0	0	51	235
NORTHWEST COMMUNITY COL	262	0	0	0	0	0	0	0	262
SHERIDAN COLLEGE	199	0	0	0	0	0	0	0	199
UNIVERSITY OF WYOMING	11,161	8,663	7,069	0	0	30	202	1,362	2,498
WESTERN WYOMING CMTY COL	40	0	0	0	0	0	0	0	40
GUAM, TOTAL	5,379	1,669	987	0	0	123	30	529	3,710
GUAM COMMUNITY COLLEGE	2,982	33	0	0	0	33	0	0	2,949
UNIVERSITY OF GUAM	2,397	1,636	987	0	0	90	30	529	761
PUERTO RICO, TOTAL	135,465	16,886	8,576	22	68	754	1,410	6,056	118,579
AGUADILLA REGIONAL COL	180	0	0	0	0	0	0	0	180
AMERICAN COLLEGE OF P R	3,946	0	0	0	0	0	0	0	3,946
ANTILLIAN COLLEGE	1,192	0	0	0	0	0	0	0	1,192
BAYAMON CENTRAL UNIV	2,178	47	0	0	0	47	0	0	2,131
BAYAMON TECH UNIVERSITY	150	150	150	0	0	0	0	0	0
CAGUAS CITY COLLEGE	552	0	0	0	0	0	0	0	552
CARIBBEAN CTR FOR ADV STD	1	0	0	0	0	0	0	0	1
CARIBBEAN UNIVERSITY COL	2,924	0	0	0	0	0	0	0	2,924
CARIBE UNIVERSITY	723	0	0	0	0	0	0	0	723
CATHOLIC UNIV OF P R	16,324	497	0	0	0	211	286	0	15,827
CENTER ADV STUD PR&CARIB	15	0	0	0	0	0	0	0	15
COLEGIO UNIV METROPOLITA	11,478	0	0	0	0	0	0	0	11,478
CONSV OF MUSIC OF P R	37	0	0	0	0	0	0	0	37
INST COM DE P RICO JR COL	1,561	0	0	0	0	0	0	0	1,561
INTER AM U PR-CTRL OFF	32,210	130	0	0	0	0	130	0	32,080
INTER AMER U OF PR METROP	150	0	0	0	0	0	0	0	150
INTL INST OF AMER WORLD U	5,511	72	0	0	0	72	0	0	5,439
POLYTECH UNIV OF P R	403	0	0	0	0	0	0	0	403
PONCE REGIONAL COLLEGE	137	0	0	0	0	0	0	0	137
PONCE SCHOOL OF MEDICINE	817	27	0	0	0	0	27	0	790
RAMIREZ COL-BUS & TECH	1,176	0	0	0	0	0	0	0	1,176
SAN JUAN TECH CMTY COL	769	0	0	0	0	0	0	0	769
TURABO UNIVERSITY COLLEGE	739	27	0	0	0	0	0	27	712
U P R - CAROLINA REG COL	268	0	0	0	0	0	0	0	268
U P R - REGIONAL COL ADMN	22,426	0	0	0	0	0	0	0	22,426
UNIV CTRL CARIBE ESCUELA	5	0	0	0	0	0	0	0	5
UNIV OF P R-ARECIBO COL	176	0	0	0	0	0	0	0	176
UNIV OF P R-CAYEY U COL	355	0	0	0	0	0	0	0	355
UNIV OF P R-HUMACAO U COL	172	0	0	0	0	0	0	0	172
UNIV OF P R-MAYAGUEZ	8,071	7,815	1,506	22	68	23	167	6,029	256
UNIV OF P R-MED SCI CMPUS	7,284	3,148	2,796	0	0	109	43	0	4,136
UNIV OF P R-RIO PIEDRAS	5,163	4,848	3,874	0	0	217	757	0	315
UNIV OF P R, SYSTEM OFF	193	50	50	0	0	0	0	0	143
UNIV OF THE SACRED HEART	8,179	75	0	0	0	75	0	0	8,104
AMERICAN SAMOA, TOTAL	915	721	555	0	0	0	0	166	194
AMERICAN SAMOA CMTY COL	915	721	555	0	0	0	0	166	194
VIRGIN ISLANDS, TOTAL	2,268	1,488	890	0	0	15	43	540	780
COL OF THE VIRGIN ISLANDS	2,268	1,488	890	0	0	15	43	540	780
TRUST TERRITORY PAC ISL, TOTAL	2,311	777	579	0	0	0	0	198	1,534
CMTY COL OF MICRONESIA	2,311	777	579	0	0	0	0	198	1,534

1/ SEE TECHNICAL NOTES.

NOTE: TABLE INCLUDES DATA FROM 15 FEDERAL AGENCIES RESPONSIBLE FOR MORE THAN 95 PERCENT OF ALL FEDERAL OBLIGATIONS TO UNIVERSITIES AND COLLEGES.

SOURCE: NATIONAL SCIENCE FOUNDATION

TABLE B-35. — FEDERAL OBLIGATIONS TO UNIVERSITIES AND COLLEGES,
BY STATE, INSTITUTION, AND AGENCY: FY 1982

(DOLLARS IN THOUSANDS)

STATE & INSTITUTION	TOTAL	USDA	COM	DOD	ED	DOE	EPA	HHS	INT	NASA	NSF	OTHER*
UNITED STATES, TOTAL	8,702,380	532,128	39,960	884,194	3,226,400	295,251	85,397	2,624,894	28,482	176,937	728,020	80,717
ALABAMA, TOTAL	139,266	16,100	260	2,410	74,835	653	609	40,117	303	2,017	1,261	701
ALABAMA A & M UNIVERSITY	5,408	1,999	0	91	2,696	0	66	508	0	0	48	0
ALABAMA CHRISTIAN COLLEGE	1,091	0	0	0	1,091	0	0	0	0	0	0	0
ALABAMA STATE UNIVERSITY	5,583	0	0	0	5,583	0	0	0	0	0	0	0
ALEXANDER CITY ST JR COL	673	0	0	0	673	0	0	0	0	0	0	0
ATHENS STATE COLLEGE	195	0	0	0	165	0	0	0	0	30	0	0
AUBURN UNIVERSITY	17,892	12,027	75	894	2,867	523	188	606	143	59	120	390
BIRMINGHAM SOUTHERN COL	601	0	0	0	591	0	0	0	10	0	0	0
BOOKER T WASH. BUS COL	219	0	0	0	219	0	0	0	0	0	0	0
BREWER STATE JUNIOR COL	438	0	0	0	438	0	0	0	0	0	0	0
CALHOUN STATE CMTY COL	1,343	0	0	0	1,343	0	0	0	0	0	0	0
CHATTAMOOCHEE VALLEY C C	443	0	0	0	443	0	0	0	0	0	0	0
CONCORDIA COLLEGE	338	0	0	0	338	0	0	0	0	0	0	0
ENTERPRISE JUNIOR COLLEGE	837	0	0	0	837	0	0	0	0	0	0	0
FAULKNER STATE JUNIOR COL	366	0	0	0	366	0	0	0	0	0	0	0
G C WALLACE ST C C DOTHAN	525	0	0	0	525	0	0	0	0	0	0	0
G C WALLACE ST CC SELMA	337	0	0	0	337	0	0	0	0	0	0	0
GADSDEN STATE JUNIOR COL	847	0	0	0	847	0	0	0	0	0	0	0
HUNTINGDON COLLEGE	507	0	0	0	507	0	0	0	0	0	0	0
JACKSONVILLE STATE UNIV	2,076	0	0	62	2,014	0	0	0	0	0	0	0
JEFFERSON DAVIS ST JR COL	206	0	0	0	206	0	0	0	0	0	0	0
JEFFERSON STATE JR COL	1,629	0	0	0	1,629	0	0	0	0	0	0	0
JUDSON COLLEGE	136	0	0	0	136	0	0	0	0	0	0	0
LAWSON STATE CMTY COLLEGE	2,098	0	0	0	2,098	0	0	0	0	0	0	0
LIVINGSTON UNIVERSITY	1,132	0	0	0	1,132	0	0	0	0	0	0	0
LOMAX-HANNON JR COLLEGE	207	0	0	0	207	0	0	0	0	0	0	0
LURLEEN B WALLACE ST JR C	812	0	0	0	812	0	0	0	0	0	0	0
MARION MILITARY INSTITUTE	57	0	0	0	57	0	0	0	0	0	0	0
MILES COLLEGE	1,345	0	0	0	1,345	0	0	0	0	0	0	0
MOBILE COLLEGE	418	0	0	0	418	0	0	0	0	0	0	0
NORTHEAST ALA ST JR COL	157	0	0	0	157	0	0	0	0	0	0	0
NORTHWEST ALA ST JR COL	729	0	0	0	729	0	0	0	0	0	0	0
OAKWOOD COLLEGE	5,073	0	0	0	5,073	0	0	0	0	0	0	0
PATRICK HENRY ST JR COL	159	0	0	0	159	0	0	0	0	0	0	0
S D BISHOP ST JR COLLEGE	881	0	0	0	881	0	0	0	0	0	0	0
SAMFORD UNIVERSITY	749	0	0	0	596	0	0	153	0	0	0	0
SELMA UNIVERSITY	899	0	0	0	662	0	0	237	0	0	0	0
SHELTON STATE CMTY COL	217	0	0	0	217	0	0	0	0	0	0	0
SNEAD STATE JUNIOR COL	204	0	0	0	204	0	0	0	0	0	0	0
SOUTHEASTERN BIBLE COL	63	0	0	0	63	0	0	0	0	0	0	0
SOUTHERN BUSINESS COLLEGE	2,159	0	0	0	2,159	0	0	0	0	0	0	0
SOUTHERN UNION ST JR COL	332	0	0	0	332	0	0	0	0	0	0	0
SPRING HILL COLLEGE	536	0	0	0	536	0	0	0	0	0	0	0
STILLMAN COLLEGE	1,304	0	0	0	1,242	0	0	62	0	0	0	0
TALLADEGA COLLEGE	1,639	0	0	0	1,238	0	0	345	0	30	26	0
THE UNIVERSITY OF ALABAMA	7,712	0	0	345	5,674	105	0	791	150	379	268	0
TROY ST U-DOTHAN-FT RUCKE	1	0	0	0	1	0	0	0	0	0	0	0
TROY ST U-MONTGOMERY	1	0	0	0	1	0	0	0	0	0	0	0
TROY ST UNIV MAIN CAMPUS	2,367	0	0	0	2,367	0	0	0	0	0	0	0
TUSKEGEE INSTITUTE	8,700	1,943	125	64	5,086	0	27	1,132	0	177	146	0
UNIV ALABAMA BIRMINGHAM	39,665	131	0	308	6,111	0	118	32,390	0	83	424	100
UNIV ALABAMA HUNTSVILLE	2,881	0	0	646	665	25	0	156	0	1,259	130	0
UNIV OF ALABAMA SYS OFF	484	0	60	0	153	0	60	0	0	0	0	211
UNIV OF NORTH ALABAMA	1,321	0	0	0	1,321	0	0	0	0	0	0	0
UNIV OF SOUTH ALABAMA	10,962	0	0	0	6,976	0	150	3,737	0	0	99	0
UNIVERSITY OF MONTEVALLO	1,230	0	0	0	1,230	0	0	0	0	0	0	0
WALKER COLLEGE	271	0	0	0	271	0	0	0	0	0	0	0
WALLACE ST CC HANCEVILLE	811	0	0	0	811	0	0	0	0	0	0	0
ALASKA, TOTAL	16,553	2,502	1,515	1,026	3,031	608	125	448	397	1,301	5,590	10
ALASKA PACIFIC UNIVERSITY	78	0	0	0	75	0	0	0	0	3	0	0
SHELDON JACKSON COLLEGE	150	0	0	0	150	0	0	0	0	0	0	0
UNIV OF ALASKA ANCHORAGE	2,007	0	0	0	1,670	41	0	159	137	0	0	0
UNIV OF ALASKA FAIRBANKS	11,406	1,496	0	1,026	1,060	567	0	99	260	1,298	5,590	10
UNIV OF ALASKA STHEASTRN	76	0	0	0	76	0	0	0	0	0	0	0
UNIV OF ALASKA SYSTEM OFF	2,836	1,006	1,515	0	0	0	125	190	0	0	0	0
ARIZONA, TOTAL	87,126	5,231	296	6,009	35,627	1,601	651	20,966	311	5,238	10,373	823
AMER GR SCH INTL MANAGMT	15	0	0	0	15	0	0	0	0	0	0	0
ARIZONA COL OF THE BIBLE	10	0	0	0	10	0	0	0	0	0	0	0
ARIZONA STATE UNIVERSITY	16,126	55	0	1,304	7,935	487	0	1,566	21	1,472	3,274	12
ARIZONA NESTERN COLLEGE	1,203	0	0	0	1,203	0	0	0	0	0	0	0
CENTRAL ARIZONA COLLEGE	781	0	0	0	781	0	0	0	0	0	0	0
COCHISE COLLEGE	515	0	0	0	515	0	0	0	0	0	0	0
COLLEGE OF GANADO	371	0	0	0	315	0	0	56	0	0	0	0
DEVRY INST OF TECH (AZ)	1,423	0	0	0	1,423	0	0	0	0	0	0	0
EASTERN ARIZONA COLLEGE	658	0	0	0	658	0	0	0	0	0	0	0
GLENDALE COMMUNITY COL	1,377	0	0	0	1,377	0	0	0	0	0	0	0
GRAND CANYON COLLEGE	730	0	0	0	730	0	0	0	0	0	0	0
MARICOPA TECH CMTY COL	391	0	0	0	391	0	0	0	0	0	0	0
MESA COMMUNITY COLLEGE	1,518	0	0	0	1,518	0	0	0	0	0	0	0
MOHAVE CMTY COLLEGE	83	0	0	0	83	0	0	0	0	0	0	0
NAVAJO COMMUNITY COLLEGE	1,543	0	0	0	1,322	0	0	221	0	0	0	0
NORTHERN ARIZONA UNIV	4,662	187	0	0	4,271	11	0	0	1	10	177	5
NORTHLAND PIONEER COLLEGE	274	0	0	0	274	0	0	0	0	0	0	0
PHOENIX COLLEGE	1,259	0	0	0	1,259	0	0	0	0	0	0	0
PIMA COMMUNITY COLLEGE	2,898	0	0	0	2,898	0	0	0	0	0	0	0
PRESCOTT CENTER COLLEGE	37	0	0	0	37	0	0	0	0	0	0	0
RIO SALADO COLLEGE	214	0	0	0	214	0	0	0	0	0	0	0
SCOTTSDALE CMTY COLLEGE	334	0	0	0	334	0	0	0	0	0	0	0
SOUTH MOUNTAIN CMTY COL	527	0	0	0	527	0	0	0	0	0	0	0
SMTN BAPTIST BIBLE COL	77	0	0	0	77	0	0	0	0	0	0	0
UNIVERSITY OF ARIZONA	49,136	4,989	296	4,705	6,496	1,103	651	19,123	289	3,756	6,922	806
UNIVERSITY OF PHOENIX	70	0	0	0	70	0	0	0	0	0	0	0

SEE FOOTNOTES AT END OF TABLE.

TABLE B-35. -- FEDERAL OBLIGATIONS TO UNIVERSITIES AND COLLEGES,
BY STATE, INSTITUTION, AND AGENCY: FY 1982

STATE & INSTITUTION	(DOLLARS IN THOUSANDS)											
	TOTAL	USDA	COM	DOD	ED	DOE	EPA	HHS	INT	NASA	NSF	OTHER*
CONTINUED												
ARIZONA, CONT'D												
WESTERN INTERNATIONAL U	59	0	0	0	59	0	0	0	0	0	0	0
YAVAPAI COLLEGE	835	0	0	0	835	0	0	0	0	0	0	0
ARKANSAS, TOTAL	52,068	11,542	50	637	32,872	240	1,048	3,960	110	210	1,279	120
ARKANSAS BAPTIST COLLEGE	165	0	0	0	165	0	0	0	0	0	0	0
ARKANSAS COLLEGE	446	0	0	0	446	0	0	0	0	0	0	0
ARKANSAS STATE UNIVERSITY	3,253	0	0	43	3,201	0	0	0	0	0	9	0
ARKANSAS TECH UNIVERSITY	1,709	0	0	0	1,709	0	0	0	0	0	0	0
CAPITAL CITY JUNIOR COL	803	0	0	0	803	0	0	0	0	0	0	0
CENTRAL BAPTIST COLLEGE	97	0	0	0	97	0	0	0	0	0	0	0
COLLEGE OF THE OZARKS	439	0	0	0	439	0	0	0	0	0	0	0
CROWLEY'S RIDGE COLLEGE	127	0	0	0	127	0	0	0	0	0	0	0
EAST ARK CMTY COL	653	0	0	0	653	0	0	0	0	0	0	0
GARLAND CO CMTY COL	291	0	0	0	291	0	0	0	0	0	0	0
HARDING UNIVERSITY	1,234	0	0	0	1,234	0	0	0	0	0	0	0
HENDERSON STATE UNIV	1,449	1	0	0	1,448	0	0	0	0	0	0	0
HENDRIX COLLEGE	353	0	0	0	353	0	0	0	0	0	0	0
JOHN BROWN UNIVERSITY	435	0	0	0	424	0	0	11	0	0	0	0
MISS COUNTY COMMUNITY COL	573	0	0	0	373	200	0	0	0	0	0	0
NORTHERN ARKANSAS C COLL	586	0	0	0	586	0	0	0	0	0	0	0
OUACHITA BAPTIST UNIV	1,339	0	0	138	1,201	0	0	0	0	0	0	0
PHILANDER SMITH COLLEGE	927	0	0	0	927	0	0	0	0	0	0	0
PHILLIPS COUNTY CMTY COL	788	0	0	0	639	0	0	149	0	0	0	0
SHORTER COLLEGE	206	0	0	0	206	0	0	0	0	0	0	0
SOUTHERN ARKANSAS UNIV	2,111	0	0	0	1,981	0	130	0	0	0	0	0
SOUTHERN BAPTIST COLLEGE	482	0	0	0	482	0	0	0	0	0	0	0
U OF ARK AT MONTICELLO	1,484	9	0	0	1,475	0	0	0	0	0	0	0
U OF ARKANSAS MED SCI CAM	3,272	0	0	0	0	0	0	3,239	0	0	0	0
UNIV OF ARK FAYETTEVILLE	6,501	4,120	0	456	0	40	0	392	110	180	1,203	0
UNIV OF ARK LITTLE ROCK	8,256	5,692	50	0	1,961	0	320	169	0	30	34	0
UNIV OF ARK PINE BLUFF	5,379	1,720	0	0	3,659	0	0	0	0	0	0	0
UNIV OF ARK SYS OFF	5,821	0	0	0	5,103	0	598	0	0	0	0	120
UNIV OF CENTRAL ARKANSAS	2,376	0	0	0	2,376	0	0	0	0	0	0	0
WESTARK COMMUNITY COLLEGE	513	0	0	0	513	0	0	0	0	0	0	0
CALIFORNIA, TOTAL	925,408	19,629	5,291	99,464	218,730	40,851	6,709	352,692	2,368	37,762	136,370	5,542
ACADEMY OF ART	405	0	0	0	405	0	0	0	0	0	0	0
ALLAN HANCOCK COLLEGE	272	0	0	0	272	0	0	0	0	0	0	0
AMER ACAD DRAMATIC ARTS-M	100	0	0	0	100	0	0	0	0	0	0	0
AMER BAPT SEM OF WEST	16	0	0	0	16	0	0	0	0	0	0	0
AMERICAN CONSERV THEATRE	52	0	0	0	52	0	0	0	0	0	0	0
AMERICAN RIVER COLLEGE	2,105	0	0	0	2,105	0	0	0	0	0	0	0
ANTELOPE VALLEY COLLEGE	197	0	0	0	197	0	0	0	0	0	0	0
ARMSTRONG COLLEGE	40	0	0	0	40	0	0	0	0	0	0	0
ART CTR COL OF DESIGN	216	0	0	0	216	0	0	0	0	0	0	0
AZUSA PACIFIC UNIVERSITY	575	0	0	0	575	0	0	0	0	0	0	0
BARSTOW COLLEGE	150	0	0	0	150	0	0	0	0	0	0	0
BAY-VALLEY TECH	585	0	0	0	585	0	0	0	0	0	0	0
BETHANY BIBLE COLLEGE	369	0	0	0	369	0	0	0	0	0	0	0
BIOLA UNIVERSITY	546	0	0	0	546	0	0	0	0	0	0	0
BUTTE COLLEGE	745	0	0	0	745	0	0	0	0	0	0	0
CABRILLO COLLEGE	863	0	0	0	863	0	0	0	0	0	0	0
CAL COL OF ARTS & CRAFTS	404	0	0	0	404	0	0	0	0	0	0	0
CAL COL OF PODIATRIC MED	241	0	0	0	81	0	0	160	0	0	0	0
CAL POLY ST U SAN LUIS OB	3,175	87	0	0	2,743	0	0	0	0	189	156	0
CAL SCH PROF PSYCH-BERKLY	48	0	0	0	48	0	0	0	0	0	0	0
CAL SCH PROF PSYCH-FRESNO	1	0	0	0	1	0	0	0	0	0	0	0
CAL SCH PROF PSYCH-S D	1	0	0	0	1	0	0	0	0	0	0	0
CAL SCH PROF PSYCH-SYS OF	1	0	0	0	1	0	0	0	0	0	0	0
CAL ST COL SAN BERNARDINO	709	0	0	0	709	0	0	0	0	0	0	0
CAL ST U DOMINGUEZ HILLS	1,376	0	0	0	991	0	0	385	0	0	0	0
CAL WESTERN SCHOOL OF LAW	50	0	0	0	48	0	0	0	0	0	0	2
CALIF INST ASIAN STUDIES	13	0	0	0	13	0	0	0	0	0	0	0
CALIF INST OF THE ARTS	669	0	0	0	669	0	0	0	0	0	0	0
CALIF ST COL BAKERSFIELD	676	0	0	0	617	0	0	46	0	0	13	0
CALIF ST COL STANISLAUS	2,580	0	0	0	2,580	0	0	0	0	0	0	0
CALIF ST POLY UNIV POMONA	2,022	0	0	0	1,998	0	0	0	0	20	4	0
CALIF ST UNIV & COL SYS O	279	0	0	0	279	0	0	0	0	0	0	0
CALIF ST UNIV FULLERTON	2,456	0	0	0	2,093	0	0	165	0	56	142	0
CALIF ST UNIV HAYWARD	1,430	0	0	46	1,301	0	83	0	0	0	0	0
CALIF ST UNIV LONG BEACH	5,792	0	0	60	4,701	0	0	816	0	54	161	0
CALIF ST UNIV LOS ANGELES	4,354	0	0	0	3,028	0	0	1,080	0	0	246	0
CALIF ST UNIV NORTHRIDGE	4,562	0	0	10	4,124	60	0	210	0	0	158	0
CALIF ST UNIV SACRAMENTO	6,622	0	0	60	6,498	13	0	36	0	0	15	0
CALIF STATE UNIV CHICO	8,526	0	0	0	8,152	0	0	0	3	324	27	20
CALIF STATE UNIV FRESNO	3,350	0	0	0	3,000	0	0	273	0	0	77	0
CALIFORNIA BAPTIST COL	384	0	0	0	384	0	0	0	0	0	0	0
CALIFORNIA CHRISTIAN COL	15	0	0	0	15	0	0	0	0	0	0	0
CALIFORNIA INST OF TECH	39,615	106	291	6,842	716	3,794	89	8,668	964	4,947	13,198	0
CALIFORNIA LUTHERAN COL	467	0	0	0	467	0	0	0	0	0	0	0
CANADA COLLEGE	336	0	0	0	336	0	0	0	0	0	0	0
CASA LOMA COLLEGE	208	0	0	0	208	0	0	0	0	0	0	0
CERRITOS COLLEGE	500	0	0	0	500	0	0	0	0	0	0	0
CERRO COSO COMM COLLEGE	99	0	0	0	99	0	0	0	0	0	0	0
CHABOT COLLEGE	379	0	0	0	379	0	0	0	0	0	0	0
CHAFFEY COLLEGE	803	0	0	0	803	0	0	0	0	0	0	0
CHAPMAN COLLEGE	730	0	0	0	730	0	0	0	0	0	0	0
CHRIST COLLEGE IRVINE	103	0	0	0	103	0	0	0	0	0	0	0
CHRISTIAN HERITAGE COLL	148	0	0	0	148	0	0	0	0	0	0	0
CHURCH DIV SCHOOL PACIFIC	13	0	0	0	13	0	0	0	0	0	0	0
CITRUS COLLEGE	275	0	0	0	275	0	0	0	0	0	0	0
CLAREMONT GRADUATE SCHOOL	155	21	0	0	117	0	0	0	0	0	17	0
CLAREMONT MCKENNA COLLEGE	416	0	0	0	342	0	0	74	0	0	0	0
CLAREMONT U CTR SYS OFF	39	0	0	39	0	0	0	0	0	0	0	0
COASTLINE CMTY COLLEGE	31	0	0	0	31	0	0	0	0	0	0	0

SEE FOOTNOTES AT END OF TABLE.



TABLE B-35. -- FEDERAL OBLIGATIONS TO UNIVERSITIES AND COLLEGES,
BY STATE, INSTITUTION, AND AGENCY: FY 1982

CONTINUED

(DOLLARS IN THOUSANDS)

STATE & INSTITUTION	TOTAL	USDA	COM	DOD	ED	DOE	EPA	HHS	INT	NASA	NSF	OTHER*
CALIFORNIA, CONT'D.												
COGSHELL COLLEGE	170	0	0	0	170	0	0	0	0	0	0	0
COL OSTEO MED OF PACIFIC	750	0	0	0	5	0	0	745	0	0	0	0
COLEMAN COLLEGE	36	0	0	0	36	0	0	0	0	0	0	0
COLLEGE OF ALAMEDA	1,068	0	0	0	1,068	0	0	0	0	0	0	0
COLLEGE OF NOTRE DAME	465	0	0	0	465	0	0	0	0	0	0	0
COLLEGE OF SAN MATEO	417	0	0	0	417	0	0	0	0	0	0	0
COLLEGE OF THE CANYONS	204	0	0	0	204	0	0	0	0	0	0	0
COLLEGE OF THE DESERT	25	0	0	0	25	0	0	0	0	0	0	0
COLLEGE OF THE REDWOODS	488	0	0	0	488	0	0	0	0	0	0	0
COLLEGE OF THE SEQUOIAS	555	0	0	0	555	0	0	0	0	0	0	0
COLLEGE OF THE SISKIYOU	233	0	0	0	233	0	0	0	0	0	0	0
COLUMBIA COLLEGE	127	0	0	0	127	0	0	0	0	0	0	0
COLUMBIA COLLEGE	72	0	0	0	72	0	0	0	0	0	0	0
COMPTON COMMUNITY COLLEGE	1,580	0	0	0	1,580	0	0	0	0	0	0	0
CONDIE COL OF BUS&TECH	366	0	0	0	366	0	0	0	0	0	0	0
CONTRA COSTA COLLEGE	466	0	0	0	466	0	0	0	0	0	0	0
COSUMNES RIVER COLLEGE	215	0	0	0	215	0	0	0	0	0	0	0
CRAFTON HILLS COLLEGE	118	0	0	0	118	0	0	0	0	0	0	0
CTR FOR EARLY EDUCATION	22	0	0	0	22	0	0	0	0	0	0	0
CUESTA COLLEGE	315	0	0	0	230	0	0	85	0	0	0	0
CUYAMACA COLLEGE	99	0	0	0	99	0	0	0	0	0	0	0
CYPRESS COLLEGE	403	0	0	0	403	0	0	0	0	0	0	0
D-Q UNIVERSITY	29	0	0	0	29	0	0	0	0	0	0	0
DE ANZA COLLEGE	1,483	0	0	0	1,423	0	0	0	0	60	0	0
DIABLO VALLEY COLLEGE	301	0	0	0	301	0	0	0	0	0	0	0
DOMINICAN COL SAN RAFAEL	181	0	0	0	181	0	0	0	0	0	0	0
DON BOSCO TECHNICAL INST	80	0	0	0	80	0	0	0	0	0	0	0
DREM POST-GRAD MED SCHOOL	71	0	0	0	0	0	71	0	0	0	0	0
EAST LOS ANGELES COLLEGE	1,682	0	0	0	1,532	0	0	150	0	0	0	0
EL CAMINO COLLEGE	634	0	0	0	634	0	0	0	0	0	0	0
FEATHER RIVER COLLEGE	111	0	0	0	111	0	0	0	0	0	0	0
FRESNO CITY COLLEGE	1,638	0	0	0	1,638	0	0	0	0	0	0	0
FRESNO PACIFIC COLLEGE	409	0	0	0	409	0	0	0	0	0	0	0
FULLER THEOLOGICAL SEM	70	0	0	0	46	0	0	24	0	0	0	0
FULLERTON COLLEGE	649	0	0	0	649	0	0	0	0	0	0	0
GAVILAN COLLEGE	1	0	0	0	1	0	0	0	0	0	0	0
GLENDALE COMMUNITY COL	1,045	0	0	0	1,045	0	0	0	0	0	0	0
GOLDEN GATE UNIVERSITY	372	0	0	0	370	0	0	0	0	0	0	0
GOLDEN WEST COLLEGE	595	0	0	0	595	0	0	0	0	0	0	0
GRADUATE THEOL UNION	73	0	0	0	73	0	0	0	0	0	0	0
GROSSMONT COLLEGE	838	0	0	0	838	0	0	0	0	0	0	0
HARTNELL COLLEGE	403	0	0	0	403	0	0	0	0	0	0	0
HARVEY MUDD COLLEGE	588	0	0	51	439	0	0	0	0	12	86	0
HEALDS BUSINESS COL	200	0	0	0	200	0	0	0	0	0	0	0
HOLY NAMES COLLEGE	144	0	0	0	144	0	0	0	0	0	0	0
HUMBOLDT STATE UNIVERSITY	224	126	0	0	21	0	0	0	14	0	63	0
HUMPHREYS COLLEGE	58	0	0	0	58	0	0	0	0	0	0	0
IMPERIAL VALLEY COLLEGE	1,523	0	0	0	1,523	0	0	0	0	0	0	0
INDIAN VALLEY COLLEGES	156	0	0	0	156	0	0	0	0	0	0	0
INTERNATIONAL COLLEGE	5	0	0	0	5	0	0	0	0	0	0	0
JOHN F KENNEDY UNIVERSITY	50	0	0	0	50	0	0	0	0	0	0	0
LAKE TAHOE CMTY COLLEGE	45	0	0	0	45	0	0	0	0	0	0	0
LANEY COLLEGE	1,127	0	0	0	1,127	0	0	0	0	0	0	0
LASSEN COLLEGE	681	0	0	0	681	0	0	0	0	0	0	0
LINCOLN UNIVERSITY (CAL)	15	0	0	0	15	0	0	0	0	0	0	0
LOMA LINDA UNIVERSITY	6,214	0	0	24	1,283	0	0	4,894	13	0	0	0
LOS ANGELES BAPT COL&SEM	174	0	0	0	174	0	0	0	0	0	0	0
LOS ANGELES CITY COLLEGE	2,122	0	0	0	2,122	0	0	0	0	0	0	0
LOS ANGELES METROPOL COL	1	0	0	0	1	0	0	0	0	0	0	0
LOS ANGELES MISSION COL	180	0	0	0	180	0	0	0	0	0	0	0
LOS ANGELES PIERCE COL	540	0	0	0	540	0	0	0	0	0	0	0
LOS ANGELES SOUTHWEST COL	678	0	0	0	678	0	0	0	0	0	0	0
LOS ANGELES VALLEY COL	492	0	0	0	492	0	0	0	0	0	0	0
LOS MEDANOS COLLEGE	278	0	0	0	278	0	0	0	0	0	0	0
LOYOLA MARYMOUNT UNIV	2,180	0	0	0	2,180	0	0	0	0	0	0	0
MELODYLAND SCH OF THEOL	5	0	0	0	5	0	0	0	0	0	0	0
MENDOCINO COLLEGE	2	0	0	0	2	0	0	0	0	0	0	0
MENLO COLLEGE	83	0	0	0	83	0	0	0	0	0	0	0
MERCED COLLEGE	1,323	0	0	0	1,323	0	0	0	0	0	0	0
MERRITT COLLEGE	1,041	0	0	0	1,041	0	0	0	0	0	0	0
MILLS COLLEGE	678	0	0	0	639	0	0	0	0	0	39	0
MIRA COSTA COLLEGE	290	0	0	0	290	0	0	0	0	0	0	0
MISSION COLLEGE	352	0	0	0	352	0	0	0	0	0	0	0
MODESTO JUNIOR COLLEGE	816	0	0	0	816	0	0	0	0	0	0	0
MONTEREY INST INTL STUDY	97	0	0	0	97	0	0	0	0	0	0	0
MONTEREY PENINSULA COL	600	0	0	0	600	0	0	0	0	0	0	0
MOORPARK COLLEGE	6	0	0	0	6	0	0	0	0	0	0	0
MOUNT SAN ANTONIO COLLEGE	1,132	0	0	0	1,132	0	0	0	0	0	0	0
MOUNT SAN JACINTO COLLEGE	1	0	0	0	1	0	0	0	0	0	0	0
MOUNT ST MARY'S COLLEGE	399	0	0	0	399	0	0	0	0	0	0	0
MRYMNT PALOS VERDES COLL	160	0	0	0	160	0	0	0	0	0	0	0
NAPA COLLEGE	599	0	0	0	599	0	0	0	0	0	0	0
NATIONAL TECH SCHOOLS	443	0	0	0	443	0	0	0	0	0	0	0
NATIONAL UNIVERSITY	479	0	0	0	479	0	0	0	0	0	0	0
NEN COLLEGE OF CALIFORNIA	538	0	0	0	538	0	0	0	0	0	0	0
NORTHERN CAL COL OF CHIRO	23	0	0	0	23	0	0	0	0	0	0	0
NORTHROP UNIVERSITY	231	0	0	0	194	0	0	0	0	0	37	0
OCCIDENTAL COLLEGE	645	0	0	37	470	0	0	33	0	0	105	0
OHLONE COLLEGE	196	0	0	0	196	0	0	0	0	0	0	0
ORANGE COAST COLLEGE	925	0	0	0	925	0	0	0	0	0	0	0
OTIS ART INST LA COUNTY	227	0	0	0	227	0	0	0	0	0	0	0
OXNARD COLLEGE	66	0	0	0	66	0	0	0	0	0	0	0
PACIFIC CHRISTIAN COLLEGE	142	0	0	0	142	0	0	0	0	0	0	0
PACIFIC GRAD SCH OF PSYCH	1	0	0	0	1	0	0	0	0	0	0	0
PACIFIC LUTHERAN THEO SEM	12	0	0	0	12	0	0	0	0	0	0	0
PACIFIC OAKS COLLEGE	84	0	0	0	84	0	0	0	0	0	0	0
PACIFIC SCH OF RELIGION	66	0	0	0	66	0	0	0	0	0	0	0

SEE FOOTNOTES AT END OF TABLE.

TABLE B-35. -- FEDERAL OBLIGATIONS TO UNIVERSITIES AND COLLEGES,
BY STATE, INSTITUTION, AND AGENCY: FY 1982

CONTINUED

(DOLLARS IN THOUSANDS)

STATE & INSTITUTION	TOTAL	USDA	COM	DOD	ED	DOE	EPA	HHS	INT	NASA	NSF	OTHER*
CALIFORNIA, CONT'D												
PACIFIC UNION COLLEGE	915	0	0	0	915	0	0	0	0	0	0	0
PALO VERDE COLLEGE	61	0	0	0	61	0	0	0	0	0	0	0
PASADENA CITY COLLEGE	787	0	0	0	787	0	0	0	0	0	0	0
PASADENA COL OF CHIROPRACT	20	0	0	0	20	0	0	0	0	0	0	0
PATTEN COLLEGE	31	0	0	0	31	0	0	0	0	0	0	0
PEPPERDINE UNIVERSITY	974	0	0	0	974	0	0	0	0	0	0	0
PERALTA CMTY COL SYS OFF	1	0	0	0	1	0	0	0	0	0	0	0
PITZER COLLEGE	535	0	0	0	468	0	0	67	0	0	0	0
POINT LOMA COLLEGE	545	0	0	0	540	0	0	0	5	0	0	0
POMONA COLLEGE	1,128	2	0	0	596	0	88	239	0	0	203	0
PORTERVILLE COLLEGE	265	0	0	0	265	0	0	0	0	0	0	0
REEDLEY COLLEGE	446	0	0	0	446	0	0	0	0	0	0	0
RIO MONDO COLLEGE	787	0	0	0	787	0	0	0	0	0	0	0
RIVERSIDE CITY COLLEGE	828	0	0	0	828	0	0	0	0	0	0	0
SACRAMENTO CITY COLLEGE	924	0	0	0	924	0	0	0	0	0	0	0
SADLEBACK COLLEGE	443	0	0	0	389	0	0	0	0	0	54	0
SAN BERNARDINO VALLEY COL	1,127	0	0	0	1,127	0	0	0	0	0	0	0
SAN DIEGO JR COL SYS OFF	63	31	0	0	32	0	0	0	0	0	0	0
SAN DIEGO MESA COLLEGE	1,731	0	0	0	1,731	0	0	0	0	0	0	0
SAN DIEGO MIRAMAR COLLEGE	106	0	0	0	106	0	0	0	0	0	0	0
SAN DIEGO STATE UNIV	9,299	44	0	1,851	4,554	850	0	755	0	250	995	0
SAN FERNANDO VAL COL LAM	31	0	0	0	31	0	0	0	0	0	0	0
SAN FRANCISCO ART INST	434	0	0	0	434	0	0	0	0	0	0	0
SAN FRANCISCO CC DISTRICT	3,050	0	0	0	3,050	0	0	0	0	0	0	0
SAN FRANCISCO CONSV MUSIC	71	0	0	0	71	0	0	0	0	0	0	0
SAN FRANCISCO STATE UNIV	6,568	0	83	0	5,777	40	0	209	27	337	93	2
SAN JOAQUIN DELTA COLLEGE	2,222	0	0	0	2,222	0	0	0	0	0	0	0
SAN JOSE BIBLE COLLEGE	75	0	0	0	75	0	0	0	0	0	0	0
SAN JOSE STATE UNIVERSITY	6,599	6	0	409	3,613	0	0	627	0	1,258	686	0
SANTA ANA COLLEGE	1,716	0	0	0	1,696	0	0	0	0	0	20	0
SANTA BARBARA CITY COL	971	0	0	30	941	0	0	0	0	0	0	0
SANTA MONICA COLLEGE	907	0	0	0	907	0	0	0	0	0	0	0
SANTA ROSA JUNIOR COLLEGE	1,394	0	0	0	1,368	26	0	0	0	0	0	0
SCH OF THEOLOGY CLAREMONT	37	0	0	0	37	0	0	0	0	0	0	0
SCRIPPS COLLEGE	383	0	0	0	339	0	0	44	0	0	0	0
SHASTA COLLEGE	628	0	0	0	628	0	0	0	0	0	0	0
SIERRA COLLEGE	429	0	0	0	429	0	0	0	0	0	0	0
SIMPSON COLLEGE (CAL)	131	0	0	0	131	0	0	0	0	0	0	0
SKYLINE COLLEGE	600	0	0	0	600	0	0	0	0	0	0	0
SOLANO COMMUNITY COLLEGE	444	0	0	0	444	0	0	0	0	0	0	0
SONOMA STATE UNIVERSITY	1,505	0	0	0	1,243	0	0	225	37	0	0	0
SOUTHERN CAL COL OPTMTRY	19	0	0	0	19	0	0	0	0	0	0	0
SOUTHERN CALIFORNIA COL	522	0	0	0	522	0	0	0	0	0	0	0
SOUTHWESTERN COLLEGE	1,395	0	0	0	1,395	0	0	0	0	0	0	0
SOUTHWESTERN U SCH OF LAW	55	0	0	0	55	0	0	0	0	0	0	0
ST MARY'S COL CALIFORNIA	336	0	0	0	336	0	0	0	0	0	0	0
ST PATRICK'S COLLEGE	46	0	0	0	46	0	0	0	0	0	0	0
STANFORD UNIVERSITY	137,314	62	15	29,660	4,924	5,205	1,863	60,066	239	8,857	26,383	40
TAFT COLLEGE	105	0	0	0	105	0	0	0	0	0	0	0
THE WRIGHT INSTITUTE	176	0	0	0	23	0	0	153	0	0	0	0
U OF CAL SYS WIDE PRGMS	14,242	8,753	3,851	0	1,464	0	0	90	0	84	0	0
UNIV OF CAL BERKELEY	82,943	3,057	152	15,577	10,885	2,334	329	24,191	174	4,677	19,902	1,665
UNIV OF CAL DAVIS	39,999	4,849	0	423	4,069	4,294	691	17,474	283	298	4,418	3,200
UNIV OF CAL IRVINE	27,514	81	0	2,892	2,619	3,508	273	13,691	33	416	3,768	233
UNIV OF CAL LOS ANGELES	108,118	232	36	5,886	9,744	10,962	1,467	63,490	60	3,437	12,754	50
UNIV OF CAL RIVERSIDE	11,865	1,481	0	262	1,065	1,576	699	3,535	0	502	2,488	257
UNIV OF CAL SAN DIEGO	107,869	342	0	16,670	9,005	2,616	70	36,746	0	7,993	34,421	6
UNIV OF CAL SAN FRANCISCO	84,053	161	0	2,463	5	2,372	95	76,912	5	728	1,312	0
UNIV OF CAL SANTA BARBARA	23,532	0	0	2,761	9,887	1,291	411	3,023	38	555	5,566	0
UNIV OF CAL SANTA CRUZ	8,274	100	0	192	3,030	556	0	2,014	0	69	2,313	0
UNIV OF SAN FRANCISCO	1,736	0	0	49	1,306	0	0	8	0	313	60	0
UNIV OF SOUTHERN CAL	63,238	88	863	13,170	8,684	1,367	357	30,618	473	1,337	6,216	65
UNIV OF WEST LOS ANGELES	9	0	0	0	9	0	0	0	0	0	0	0
UNIVERSITY OF LA VERNE	708	0	0	0	708	0	0	0	0	0	0	0
UNIVERSITY OF REDLANDS	582	0	0	0	512	0	0	0	0	0	70	0
UNIVERSITY OF SAN DIEGO	1,639	0	0	0	1,461	0	0	178	0	0	0	0
UNIVERSITY OF SANTA CLARA	1,763	0	0	0	750	0	0	69	0	888	56	0
UNIVERSITY OF THE PACIFIC	2,904	0	0	0	2,221	0	110	424	0	101	48	0
US-INTERNATIONAL UNIV	616	0	0	0	616	0	0	0	0	0	0	0
VENTURA CNTY CC SYS OFF	1,307	0	0	0	1,307	0	0	0	0	0	0	0
VENTURA COLLEGE	18	0	0	0	18	0	0	0	0	0	0	0
VICTOR VALLEY COLLEGE	312	0	0	0	312	0	0	0	0	0	0	0
VISTA COLLEGE	11	0	0	0	11	0	0	0	0	0	0	0
W VALY JNT CC DIST SYS OF	643	0	0	0	643	0	0	0	0	0	0	0
WEST COAST BIBLE COLLEGE	163	0	0	0	163	0	0	0	0	0	0	0
WEST COAST UNIVERSITY	147	0	0	0	147	0	0	0	0	0	0	0
WEST HILLS COLLEGE	373	0	0	0	373	0	0	0	0	0	0	0
WEST LOS ANGELES COLLEGE	181	0	0	0	181	0	0	0	0	0	0	0
WESTMONT COLLEGE	262	0	0	0	262	0	0	0	0	0	0	0
WESTRN ST U C LAW SYS OFF	246	0	0	0	246	0	0	0	0	0	0	0
WHITTIER COLLEGE	432	0	0	0	432	0	0	0	0	0	0	0
WOODBURY UNIVERSITY	251	0	0	0	251	0	0	0	0	0	0	0
WORLD COLLEGE WEST	91	0	0	0	91	0	0	0	0	0	0	0
WSTRN ST U COL LAW S DIEG	135	0	0	0	135	0	0	0	0	0	0	0
YESHIVA UNIV OF L A	23	0	0	0	23	0	0	0	0	0	0	0
YUBA COLLEGE	545	0	0	0	545	0	0	0	0	0	0	0
COLORADO, TOTAL												
ADAMS STATE COLLEGE	1,142	0	0	0	1,142	0	0	0	0	0	0	0
AIMS COMMUNITY COLLEGE	302	0	0	0	302	0	0	0	0	0	0	0
ARAPAHOE COMMUNITY COL	453	0	0	0	453	0	0	0	0	0	0	0
BAPTIST BIBLE COL DENVER	31	0	0	0	31	0	0	0	0	0	0	0
CMTY COL DENVER AURARIA	290	0	0	0	290	0	0	0	0	0	0	0
CMTY COL DENVER RED ROCKS	12	0	0	0	12	0	0	0	0	0	0	0
CMTY COL OF DENVER SYS OF	1,824	0	0	0	1,712	0	100	12	0	0	0	0
COLO-NORTHSTRN CMTY COL	101	0	0	0	101	0	0	0	0	0	0	0

SEE FOOTNOTES AT END OF TABLE.

TABLE B-35. — FEDERAL OBLIGATIONS TO UNIVERSITIES AND COLLEGES,
BY STATE, INSTITUTION, AND AGENCY: FY 1982

(DOLLARS IN THOUSANDS)

CONTINUED												
STATE & INSTITUTION	TOTAL	USDA	COM	DOD	ED	DOE	EPA	HHS	INT	NASA	NSF	OTHER*
COLORADO, CONT'D												
COLORADO COLLEGE	426	0	0	0	352	0	0	0	0	0	74	0
COLORADO MOUNTAIN COLLEGE	198	0	0	0	198	0	0	0	0	0	0	0
COLORADO SCHOOL OF MINES	2,440	0	64	840	349	331	10	0	350	46	450	0
COLORADO STATE UNIVERSITY	30,335	7,276	607	2,546	3,691	1,550	1,157	5,169	1,478	862	5,276	723
COLORADO WOMEN'S COLLEGE	231	0	0	0	231	0	0	0	0	0	0	0
FORT LEWIS COLLEGE	1,202	0	0	0	916	29	0	208	4	0	45	0
ILIFF SCHOOL OF THEOLOGY	17	0	0	0	17	0	0	0	0	0	0	0
INTERMOUNTAIN BIBLE COL	35	0	0	0	35	0	0	0	0	0	0	0
LAMAR COMMUNITY COLLEGE	68	0	0	0	68	0	0	0	0	0	0	0
LORETTO HEIGHTS COLLEGE	887	0	0	0	887	0	0	0	0	0	0	0
MESA COLLEGE	593	0	0	0	593	0	0	0	0	0	0	0
METROPOLITAN STATE COL	2,247	0	0	0	2,090	0	0	157	0	0	0	0
MORGAN COUNTY CC	52	0	0	0	52	0	0	0	0	0	0	0
HAZARENE BIBLE COLLEGE	192	0	0	0	192	0	0	0	0	0	0	0
NORTHEASTERN JUNIOR COL	500	0	0	0	500	0	0	0	0	0	0	0
OTERO JUNIOR COLLEGE	281	0	0	0	281	0	0	0	0	0	0	0
PARKS COLLEGE	553	0	0	0	553	0	0	0	0	0	0	0
PIKES PEAK COMMUNITY COL	872	0	0	0	872	0	0	0	0	0	0	0
PUEBLO VOCATIONAL CMTY C	323	0	0	0	323	0	0	0	0	0	0	0
REGIS COLLEGE	348	0	0	0	348	0	0	0	0	0	0	0
ROCKMONT COLLEGE	137	0	0	0	137	0	0	0	0	0	0	0
ST THOMAS SEMINARY	34	0	0	0	34	0	0	0	0	0	0	0
TRINIDAD STATE JUNIOR COL	638	0	0	0	638	0	0	0	0	0	0	0
UNIV OF NORTHERN COLORADO	2,270	0	0	0	2,261	0	0	9	0	0	0	0
UNIV OF SOUTHERN COLORADO	2,830	0	0	0	2,369	0	0	235	0	226	0	0
UNIVERSITY OF COLORADO	59,232	129	1,674	3,544	8,632	3,492	376	31,073	288	3,565	6,448	11
UNIVERSITY OF DENVER	12,012	90	0	4,900	1,532	674	1,441	1,472	10	1,016	877	0
WESTERN BIBLE INSTITUTE	64	0	0	0	64	0	0	0	0	0	0	0
WESTERN ST COL COLORADO	700	0	0	0	700	0	0	0	0	0	0	0
YESHIVA T CHAIM TAL SEM	19	0	0	0	19	0	0	0	0	0	0	0
CONNECTICUT, TOTAL	158,321	2,906	290	8,411	36,174	6,715	0	90,207	112	834	12,618	54
ALBERTUS MAGNUS COLLEGE	212	0	0	0	212	0	0	0	0	0	0	0
ASNUNTUCK CC	98	0	0	0	98	0	0	0	0	0	0	0
BRIARWOOD COLLEGE	83	0	0	0	83	0	0	0	0	0	0	0
CENTRAL CONN STATE UNIV	1,580	0	0	10	1,570	0	0	0	0	0	0	0
CONNECTICUT COLLEGE	695	0	0	0	695	0	0	0	0	0	0	0
EASTERN CONN STATE COL	909	0	0	0	909	0	0	0	0	0	0	0
FAIRFIELD UNIVERSITY	943	0	0	0	911	0	0	0	0	0	32	0
GREATER HARTFORD CMTY COL	689	0	0	0	594	0	0	95	0	0	0	0
HARTFORD COL FOR WOMEN	60	0	0	0	60	0	0	0	0	0	0	0
HARTFORD GRADUATE CENTER	277	0	0	0	58	0	0	0	0	0	219	0
HARTFORD STATE TECH COL	109	0	0	0	109	0	0	0	0	0	0	0
HOLY APOSTLES COLLEGE	28	0	0	0	28	0	0	0	0	0	0	0
HOUSATONIC REG CMTY COL	386	0	0	0	386	0	0	0	0	0	0	0
MANCHESTER COMMUNITY COL	354	0	0	0	354	0	0	0	0	0	0	0
MATTATUCK COMMUNITY COL	404	0	0	0	404	0	0	0	0	0	0	0
MIDDLESEX CMTY COL (CONN)	304	0	0	0	304	0	0	0	0	0	0	0
MITCHELL COLLEGE	171	0	0	0	171	0	0	0	0	0	0	0
MOHEGAN COMMUNITY COLLEGE	179	0	0	0	179	0	0	0	0	0	0	0
MORSE OF HARTFORD	390	0	0	0	390	0	0	0	0	0	0	0
NORTHWESTERN CONN CMTY COL	170	0	0	0	170	0	0	0	0	0	0	0
NORWALK COMMUNITY COLLEGE	267	0	0	0	267	0	0	0	0	0	0	0
POST COLLEGE	403	0	0	0	403	0	0	0	0	0	0	0
QUINEBAUG VALLEY CC	85	0	0	0	85	0	0	0	0	0	0	0
QUINNIPIAC COLLEGE	778	0	0	0	666	0	0	97	0	0	15	0
SACRED HEART UNIVERSITY	528	0	0	0	527	0	0	0	0	0	1	0
SOUTH CENTRAL CMTY COL	487	0	0	0	487	0	0	0	0	0	0	0
SOUTHERN CONN STATE UNIV	1,989	0	0	0	1,989	0	0	0	0	0	0	0
ST ALPHONSUS COLLEGE	24	0	0	0	24	0	0	0	0	0	0	0
ST JOSEPH COLLEGE	319	0	0	0	244	0	0	75	0	0	0	0
THAMES VALLEY ST TECH COL	109	0	0	0	109	0	0	0	0	0	0	0
TRINITY COLLEGE	878	0	0	0	773	0	0	64	0	0	41	0
TUNXIS COMMUNITY COLLEGE	175	0	0	0	175	0	0	0	0	0	0	0
UNIVERSITY OF BRIDGEPORT	1,398	0	0	0	1,345	0	0	0	0	0	53	0
UNIVERSITY OF CONNECTICUT	34,968	2,862	290	2,359	4,599	759	0	20,498	110	320	3,121	50
UNIVERSITY OF HARTFORD	4,828	0	0	0	4,797	29	0	0	0	0	0	2
UNIVERSITY OF NEW HAVEN	964	0	0	0	962	0	0	0	0	0	0	2
WATERBURY STATE TECH COL	79	0	0	0	79	0	0	0	0	0	0	0
WESLEYAN UNIVERSITY	3,741	0	0	0	2,084	62	0	1,232	0	15	348	0
WESTERN CONN STATE UNIV	510	0	0	0	510	0	0	0	0	0	0	0
YALE UNIVERSITY	97,750	44	0	6,042	8,364	5,865	0	68,146	2	499	8,788	0
DELAWARE, TOTAL	15,908	3,022	440	1,184	5,453	421	154	1,984	125	177	2,781	167
DELAWARE STATE COLLEGE	2,720	654	0	22	1,768	0	0	276	0	0	0	0
GOLDEY BEACON COLLEGE	302	0	0	0	302	0	0	0	0	0	0	0
UNIVERSITY OF DELAWARE	11,895	2,368	440	776	2,778	421	154	1,708	125	177	2,781	167
WESLEY COLLEGE	755	0	0	386	369	0	0	0	0	0	0	0
WILMINGTON COLLEGE	236	0	0	0	236	0	0	0	0	0	0	0
DISTRICT OF COLUMBIA, TOTAL	301,794	2,604	246	10,903	244,312	1,660	170	33,470	112	2,649	3,066	2,602
AMERICAN UNIVERSITY	6,053	0	113	1,257	1,929	0	0	176	0	0	378	2,200
BEACON COLLEGE	51	0	0	0	51	0	0	0	0	0	0	0
CATHOLIC UNIV OF AMERICA	3,888	0	94	874	1,804	4	0	730	0	82	300	0
CORCORAN SCHOOL OF ART	162	0	0	0	162	0	0	0	0	0	0	0
GALLAUDET COLLEGE	58,581	0	0	0	58,427	0	0	154	0	0	0	0
GEORGE WASHINGTON UNIV	21,311	321	39	3,895	2,809	326	51	11,632	2	1,357	879	0
GEORGETOWN UNIVERSITY	26,886	727	0	3,270	9,494	1,250	0	11,229	0	0	916	0
HOWARD UNIVERSITY	177,553	70	0	1,279	164,786	80	113	9,211	0	1,098	592	324
MOUNT VERNON COLLEGE	139	0	0	0	139	0	0	0	0	0	0	0
SOUTHEASTERN UNIVERSITY	305	0	0	0	304	0	0	0	0	0	0	1
TRINITY COLLEGE	298	0	0	0	298	0	0	0	0	0	0	0
UNIVERSITY OF D C	6,900	1,486	0	328	4,042	0	6	338	110	112	1	77
WASHINGTON INTERN'L COLL	67	0	0	0	67	0	0	0	0	0	0	0

SEE FOOTNOTES AT END OF TABLE.

TABLE B-35. -- FEDERAL OBLIGATIONS TO UNIVERSITIES AND COLLEGES, BY STATE, INSTITUTION, AND AGENCY: FY 1982

CONTINUED												
(DOLLARS IN THOUSANDS)												
STATE & INSTITUTION	TOTAL	USDA	COM	DOD	ED	DOE	EPA	HHS	INT	NASA	NSF	OTHER*
FLORIDA, TOTAL	199,675	12,959	931	14,869	95,711	3,427	3,408	46,205	390	2,703	13,851	5,221
ART INST OF FT LAUDERDALE	459	0	0	0	459	0	0	0	0	0	0	0
BAPTIST BIBLE INSTITUTE	262	0	0	0	262	0	0	0	0	0	0	0
BARRY COLLEGE	524	0	0	0	377	0	0	128	0	0	0	0
BETHUNE COOKMAN COLLEGE	4,116	0	0	0	3,810	0	0	306	0	0	19	0
BISCAYNE COLLEGE	1,809	0	0	0	1,809	0	0	0	0	0	0	0
BREYARD COMMUNITY COLLEGE	1,282	0	0	0	1,282	0	0	0	0	0	0	0
BROWARD COMMUNITY COLLEGE	1,182	0	0	0	1,182	0	0	0	0	0	0	0
CENTRAL FLORIDA CMTY COL	427	0	0	0	427	0	0	0	0	0	0	0
CHIPOLA JUNIOR COLLEGE	384	0	0	0	384	0	0	0	0	0	0	0
CLEARWATER CHRISTIAN COL	98	0	0	0	98	0	0	0	0	0	0	0
COLLEGE OF BOCA RATON	77	0	0	0	77	0	0	0	0	0	0	0
DAYTONA BEACH CMTY COL	1,733	0	0	0	1,733	0	0	0	0	0	0	0
ECKERD COLLEGE	737	0	0	0	627	0	0	110	0	0	0	0
EDISON COMMUNITY COLLEGE	438	0	0	0	438	0	0	0	0	0	0	0
EDWARD WATERS COLLEGE	3,531	0	0	0	3,481	0	0	0	0	0	0	50
EMBRY-RIDDLE AERO UNIV	2,289	0	0	31	2,210	0	0	0	0	48	0	0
FLAGLER COLLEGE	370	0	0	0	370	0	0	0	0	0	0	0
FLORIDA A & M UNIVERSITY	7,566	1,379	0	0	5,061	0	0	864	0	176	36	50
FLORIDA ATLANTIC UNIV	1,709	0	0	108	1,419	0	0	37	0	0	145	0
FLORIDA COLLEGE	351	0	0	0	351	0	0	0	0	0	0	0
FLORIDA INST OF TECH	333	0	65	30	0	0	86	152	0	0	0	0
FLORIDA INTERNATIONAL U	2,433	0	0	0	1,880	0	164	99	121	0	8	161
FLORIDA JR COL JACKSONVL	2,267	0	0	0	2,267	0	0	0	0	0	0	0
FLORIDA KEYS CMTY COLLEGE	182	0	0	0	182	0	0	0	0	0	0	0
FLORIDA MEMORIAL COLLEGE	1,576	0	0	0	1,576	0	0	0	0	0	0	0
FLORIDA SOUTHERN COLLEGE	505	0	0	0	505	0	0	0	0	0	0	0
FLORIDA STATE UNIVERSITY	19,540	40	289	5,276	4,970	1,608	746	2,783	0	536	3,207	85
FORT LAUDERDALE UNIV	875	0	0	0	875	0	0	0	0	0	0	0
GULF COAST CMTY COLLEGE	505	0	0	0	412	0	0	93	0	0	0	0
HILLSBOROUGH CMTY COLLEGE	1,355	0	0	0	1,355	0	0	0	0	0	0	0
HOREB SEMINARY	11	0	0	0	11	0	0	0	0	0	0	0
INDIAN RIVER CMTY COLLEGE	555	0	0	0	555	0	0	0	0	0	0	0
JACKSONVILLE UNIVERSITY	731	0	0	0	731	0	0	0	0	0	0	0
JONES COLLEGE	665	0	0	0	665	0	0	0	0	0	0	0
LAKE CITY COMMUNITY COL	381	0	0	0	381	0	0	0	0	0	0	0
LAKE-SUMTER COMMUNITY COL	226	0	0	0	226	0	0	0	0	0	0	0
MANATEE JUNIOR COLLEGE	518	0	0	0	518	0	0	0	0	0	0	0
MIAMI CHRISTIAN COLLEGE	112	0	0	0	112	0	0	0	0	0	0	0
MIAMI-DADE CMTY COLLEGE	10,288	0	0	0	10,288	0	0	0	0	0	0	0
MORRIS JR COL OF BUSINESS	29	0	0	0	29	0	0	0	0	0	0	0
NORTH FLORIDA JR COLLEGE	175	0	0	0	175	0	0	0	0	0	0	0
NOVA UNIVERSITY	845	0	0	107	289	0	0	26	0	47	376	0
OKALOOSA-WALTON JR COL	210	0	0	0	210	0	0	0	0	0	0	0
PALM BEACH ATLANTIC COLL	326	0	0	0	326	0	0	0	0	0	0	0
PALM BEACH JUNIOR COLLEGE	529	0	0	0	529	0	0	0	0	0	0	0
PASCO HERNANDO CC	570	0	0	0	570	0	0	0	0	0	0	0
PENSACOLA JUNIOR COLLEGE	1,178	0	0	0	1,178	0	0	0	0	0	0	0
POLK COMMUNITY COLLEGE	415	0	0	0	415	0	0	0	0	0	0	0
RINGLING SCH ART & DESIGN	177	0	0	0	177	0	0	0	0	0	0	0
ROLLINS COLLEGE	476	0	0	0	476	0	0	0	0	0	0	0
SANTA FE COMMUNITY COL	1,660	0	0	0	1,660	0	0	0	0	0	0	0
SEMINOLE COMMUNITY COL	784	0	0	0	784	0	0	0	0	0	0	0
SESTRN COL-ASSEMB OF GOD	817	0	0	0	817	0	0	0	0	0	0	0
SOUTH FLORIDA JUNIOR COL	107	0	0	0	107	0	0	0	0	0	0	0
SOUTHEASTERN COL OSTEO	19	0	0	0	0	0	0	19	0	0	0	0
ST JOHN VIANNEY COL SEM	36	0	0	0	36	0	0	0	0	0	0	0
ST JOHN'S RIVER CMTY COL	205	0	0	0	205	0	0	0	0	0	0	0
ST LEO COLLEGE	490	0	0	0	490	0	0	0	0	0	0	0
ST PETERSBURG JUNIOR COL	1,428	0	0	0	1,428	0	0	0	0	0	0	0
STATE UNIV SYS OF FLA OFF	146	0	0	0	0	0	0	0	0	110	31	5
STETSON UNIVERSITY	946	0	0	0	946	0	0	0	0	0	0	0
TALLAHASSEE COMMUNITY COL	497	0	0	0	497	0	0	0	0	0	0	0
TALMUDIC COL OF FLORIDA	79	0	0	0	79	0	0	0	0	0	0	0
TAMPA COLLEGE	1,151	0	0	0	1,151	0	0	0	0	0	0	0
TAMPA TECHNICAL INSTITUTE	655	0	0	0	655	0	0	0	0	0	0	0
UNIV OF CENTRAL FLORIDA	4,687	0	25	1,654	2,424	20	269	108	0	93	94	0
UNIV OF SOUTH FLORIDA	7,712	60	57	344	3,950	0	0	2,761	22	49	469	0
UNIV OF WEST FLORIDA	2,505	0	0	465	945	0	990	105	0	0	0	0
UNIVERSITY OF FLORIDA	55,872	11,480	30	3,839	12,306	1,008	960	15,891	210	871	4,415	4,862
UNIVERSITY OF MIAMI	39,637	0	465	3,015	6,618	791	193	22,686	37	773	5,051	8
UNIVERSITY OF NORTH FLA	592	0	0	0	555	0	0	37	0	0	0	0
UNIVERSITY OF TAMPA	527	0	0	0	527	0	0	0	0	0	0	0
VALENCIA COMMUNITY COL	1,505	0	0	0	1,505	0	0	0	0	0	0	0
WARNER SOUTHERN COLLEGE	195	0	0	0	195	0	0	0	0	0	0	0
WEBBER COLLEGE	91	0	0	0	91	0	0	0	0	0	0	0
GEORGIA, TOTAL	171,396	16,756	1,020	43,883	53,886	4,799	1,277	37,413	323	2,320	8,314	1,405
ABRAHAM BALDWIN AGRIC COL	1,069	0	0	0	1,069	0	0	0	0	0	0	0
AGNES SCOTT COLLEGE	165	0	0	0	143	0	0	0	0	0	22	0
ALBANY JUNIOR COLLEGE	682	0	0	0	682	0	0	0	0	0	0	0
ALBANY STATE COLLEGE	3,399	0	0	0	2,463	0	0	186	0	0	0	750
ANDREW COLLEGE	204	0	0	0	204	0	0	0	0	0	0	0
ARMSTRONG STATE COLLEGE	470	0	0	0	470	0	0	0	0	0	0	0
ART INSTITUTE OF ATLANTA	451	0	0	0	451	0	0	0	0	0	0	0
ATLANTA CHRISTIAN COL	108	0	0	0	108	0	0	0	0	0	0	0
ATLANTA JR COLLEGE	880	0	0	0	880	0	0	0	0	0	0	0
ATLANTA UNIVERSITY	2,397	0	0	357	666	0	0	647	0	144	498	85
ATLANTA UNIVERSITY CENTER	67	0	0	0	0	0	67	0	0	0	0	0
AUGUSTA COLLEGE	646	0	0	0	646	0	0	0	0	0	0	0
BAINBRIDGE JR COLLEGE	111	0	0	0	111	0	0	0	0	0	0	0
BERRY COLLEGE	603	0	0	0	603	0	0	0	0	0	0	0
BRENAU COLLEGE	296	0	0	0	246	0	0	42	0	0	0	0
BRENTON-PARKER COLLEGE	544	0	0	0	544	0	0	0	0	0	0	0
BRUNSWICK JUNIOR COLLEGE	215	0	0	0	215	0	0	0	0	0	0	0
CLARK COLLEGE	2,860	0	0	25	2,650	0	0	185	0	0	0	0

SEE FOOTNOTES AT END OF TABLE.

TABLE B-35. -- FEDERAL OBLIGATIONS TO UNIVERSITIES AND COLLEGES,
BY STATE, INSTITUTION, AND AGENCY: FY 1982

CONTINUED		(DOLLARS IN THOUSANDS)										
STATE & INSTITUTION	TOTAL	USDA	COM	DOE	ED	DOE	EPA	HHS	INT	NASA	NSF	OTHER*
GEORGIA, CONT'D												
CLAYTON JUNIOR COLLEGE	174	0	0	0	174	0	0	0	0	0	0	0
COLUMBUS COLLEGE	932	0	0	0	932	0	0	0	0	0	0	0
COVENANT COLLEGE	483	0	0	0	483	0	0	0	0	0	0	0
CRANDALL COLLEGE	282	0	0	0	282	0	0	0	0	0	0	0
DALTON JUNIOR COLLEGE	129	0	0	0	129	0	0	0	0	0	0	0
DEKALB COMMUNITY COLLEGE	1,396	0	0	0	1,396	0	0	0	0	0	0	0
DEVRY INSTITUTE OF TECH	1,160	0	0	0	1,160	0	0	0	0	0	0	0
EMANUEL COUNTY JUNIOR COL	50	0	0	0	50	0	0	0	0	0	0	0
EMMANUEL COLLEGE	269	0	0	0	269	0	0	0	0	0	0	0
EMORY UNIVERSITY	23,826	0	0	46	1,729	224	0	20,669	0	288	870	0
FLOYD JUNIOR COLLEGE	189	0	0	0	189	0	0	0	0	0	0	0
FORT VALLEY STATE COLLEGE	4,723	2,095	0	0	2,278	10	0	340	0	0	0	0
GAINESVILLE JUNIOR COL	230	0	0	0	193	0	37	0	0	0	0	0
GEORGIA COLLEGE	668	0	0	0	668	0	0	0	0	0	0	0
GEORGIA INSTITUTE OF TECH	50,370	22	120	42,239	0	950	381	1,933	280	1,461	2,562	422
GEORGIA MILITARY COLLEGE	223	0	0	0	223	0	0	0	0	0	0	0
GEORGIA SOUTHERN COLLEGE	2,102	0	0	0	1,744	0	0	310	0	0	48	0
GEORGIA SOUTHWESTERN COL	1,053	0	0	0	925	0	0	128	0	0	0	0
GEORGIA STATE UNIVERSITY	3,573	0	0	271	2,190	49	260	411	0	5	277	110
GORDON JUNIOR COLLEGE	1	0	0	0	0	0	0	0	0	0	0	1
INTERDENOMINA THEOL CTR	68	0	0	0	68	0	0	0	0	0	0	0
KENNESAW COLLEGE	155	0	0	0	155	0	0	0	0	0	0	0
LA GRANGE COLLEGE	308	0	0	0	308	0	0	0	0	0	0	0
MACON JUNIOR COLLEGE	236	0	0	0	236	0	0	0	0	0	0	0
MEDICAL COL OF GEORGIA	7,507	0	0	166	244	0	0	6,937	0	0	160	0
MERCER UNIVERSITY	2,172	0	0	0	2,094	0	0	78	0	0	0	0
MIDDLE GEORGIA COLLEGE	622	0	0	0	622	0	0	0	0	0	0	0
MOREHOUSE COLLEGE	3,900	20	0	204	2,320	0	72	1,079	0	50	155	0
MORRIS BROWN COLLEGE	2,827	0	0	46	2,781	0	0	0	0	0	0	0
NORTH GEORGIA COLLEGE	480	0	0	0	480	0	0	0	0	0	0	0
OGLETHORPE COLLEGE	294	0	0	0	294	0	0	0	0	0	0	0
PAINE COLLEGE	1,809	0	0	0	1,772	0	0	0	0	0	0	0
PHILLIPS COLLEGE-AUGUSTA	698	0	0	0	698	0	0	0	0	0	0	0
PHILLIPS COLLEGE-COLUMBUS	440	0	0	0	440	0	0	0	0	0	0	0
PIEDMONT COLLEGE	208	0	0	0	208	0	0	0	0	0	0	0
REINHARDT COLLEGE	132	0	0	0	132	0	0	0	0	0	0	0
SAVANNAH STATE COLLEGE	2,503	0	0	0	2,069	0	71	363	0	0	0	0
SHORTER COLLEGE	299	0	0	0	299	0	0	0	0	0	0	0
SOUTH GEORGIA COLLEGE	920	0	0	0	920	0	0	0	0	0	0	0
SPELMAN COLLEGE	1,623	0	0	27	1,491	0	0	105	0	0	0	0
THOMAS COUNTY CMTY COLL	251	0	0	0	251	0	0	0	0	0	0	0
TIFT COLLEGE	327	0	0	0	327	0	0	0	0	0	0	0
TOCCOA FALLS COLLEGE	651	0	0	0	651	0	0	0	0	0	0	0
TRUETT MCCONNELL COLLEGE	248	0	0	0	248	0	0	0	0	0	0	0
UNIVERSITY OF GEORGIA	32,348	14,619	900	502	4,252	3,586	389	3,955	43	372	3,721	29
VALDOSTA STATE COLLEGE	1,430	0	0	0	1,422	0	0	8	0	0	0	0
WAYCROSS JUNIOR COLLEGE	172	0	0	0	172	0	0	0	0	0	0	0
WESLEYAN COLLEGE	199	0	0	0	199	0	0	0	0	0	0	0
WEST GEORGIA COLLEGE	1,450	0	0	0	1,449	0	0	0	0	0	1	0
YOUNG HARRIS COLLEGE	119	0	0	0	119	0	0	0	0	0	0	0
HAWAII, TOTAL	41,150	3,666	2,293	6,161	8,140	1,547	234	8,205	281	4,258	4,158	2,207
CHAMINADE U OF HONOLULU	851	0	0	0	851	0	0	0	0	0	0	0
HAWAII LOA COLLEGE	198	0	0	0	198	0	0	0	0	0	0	0
HAWAII PACIFIC COLLEGE	781	0	0	0	781	0	0	0	0	0	0	0
U HAWAII H OAHU COLLEGE	23	0	0	0	23	0	0	0	0	0	0	0
U OF HAWAII-HONOLULU COM C	411	0	0	0	352	0	0	0	0	0	59	0
U OF HAWAII-KAUAI COMM COL	76	0	0	0	76	0	0	0	0	0	0	0
U OF HAWAII-LEEMARD COL	274	0	0	0	274	0	0	0	0	0	0	0
U OF HAWAII-MAUI COMM COL	407	0	0	0	407	0	0	0	0	0	0	0
U OF HAWAII-HINDWARD CMTY C	211	0	0	0	211	0	0	0	0	0	0	0
UNIV HAWAII AT HILO	3,100	0	0	0	964	0	0	236	0	0	0	1,900
UNIV OF HAWAII KAPIOLANI CC	422	0	0	0	422	0	0	0	0	0	0	0
UNIV OF HAWAII SYS OFF	6,118	0	2,293	0	3,581	0	234	0	10	0	0	0
UNIV OF HAWAII-HANOA	28,278	3,666	0	6,161	0	1,547	0	7,969	271	4,258	4,099	307
IDAHO, TOTAL	17,723	5,581	190	47	9,890	58	366	579	641	43	326	2
BOISE STATE UNIVERSITY	2,235	2	0	0	2,074	0	147	0	0	0	10	2
COLLEGE OF IDAHO	259	0	0	0	259	0	0	0	0	0	0	0
COLLEGE OF SOUTHERN IDAHO	630	0	0	0	630	0	0	0	0	0	0	0
IDAHO STATE UNIVERSITY	2,084	0	0	0	1,901	0	0	183	0	0	0	0
LEWIS-CLARK STATE COLLEGE	548	0	0	0	548	0	0	0	0	0	0	0
NORTH IDAHO COLLEGE	1,035	0	0	0	1,035	0	0	0	0	0	0	0
NORTHWEST NAZARENE COL	615	0	0	0	615	0	0	0	0	0	0	0
UNIVERSITY OF IDAHO	10,317	5,579	190	47	2,828	58	219	396	641	43	316	0
ILLINOIS, TOTAL	339,071	14,868	193	21,144	122,027	13,828	5,332	105,379	325	6,890	44,235	4,850
A ADLER INST OF CHICAGO	1	0	0	0	1	0	0	0	0	0	0	0
AMER CONSERV OF MUSIC	110	0	0	0	110	0	0	0	0	0	0	0
AUGUSTANA COLLEGE	782	0	0	0	782	0	0	0	0	0	0	0
AURORA COLLEGE	389	0	0	0	389	0	0	0	0	0	0	0
BARAT COLLEGE	244	0	0	0	244	0	0	0	0	0	0	0
BELLEVILLE AREA COLLEGE	946	0	0	0	946	0	0	0	0	0	0	0
BETHANY THEOL SEM	29	0	0	0	29	0	0	0	0	0	0	0
BLACK HAWK COLLEGE	1,043	0	0	0	1,043	0	0	0	0	0	0	0
BLACKBURN COLLEGE	153	0	0	0	153	0	0	0	0	0	0	0
BRADLEY UNIVERSITY	1,530	0	0	0	1,501	24	0	0	0	0	0	5
BRISK RABBINICAL COLLEGE	16	0	0	0	16	0	0	0	0	0	0	0
CARL SANDBURG COLLEGE	384	0	0	0	384	0	0	0	0	0	0	0
CENTRAL YMCA CMTY COLLEGE	1,761	0	0	0	1,761	0	0	0	0	0	0	0
CHICAGO COL OF OSTEO MED	387	0	0	0	40	0	0	347	0	0	0	0
CHICAGO STATE UNIVERSITY	3,863	0	0	0	3,447	0	0	416	0	0	0	0
CITY COLLEGES OF CHICAGO	9,664	0	0	0	9,664	0	0	0	0	0	0	0
COLLEGE OF DU PAGE	519	0	0	0	519	0	0	0	0	0	0	0

SEE FOOTNOTES AT END OF TABLE.

TABLE B-35. -- FEDERAL OBLIGATIONS TO UNIVERSITIES AND COLLEGES,
BY STATE, INSTITUTION, AND AGENCY: FY 1982

STATE & INSTITUTION	TOTAL	USDA	COM	DOD	ED	DOE	EPA	HHS	INT	NASA	NSF	OTHER*
ILLINOIS, CONT'D												
COLLEGE OF LAKE COUNTY	528	0	0	0	528	0	0	0	0	0	0	0
COLLEGE OF ST FRANCIS	228	0	0	0	228	0	0	0	0	0	0	0
COLUMBIA COLLEGE	1,930	0	0	0	1,930	0	0	0	0	0	0	0
CONCORDIA COLLEGE	231	0	0	0	231	0	0	0	0	0	0	0
COYNE-AMERICAN INSTITUTE	173	0	0	0	173	0	0	0	0	0	0	0
DANVILLE AREA CMTY COL	637	0	0	0	637	0	0	0	0	0	0	0
DE PAUL UNIVERSITY	2,085	0	0	0	1,907	0	0	106	0	0	0	72
DEVRY INSTITUTE OF TECH	2,787	0	0	0	2,787	0	0	0	0	0	0	0
EAST-WEST UNIVERSITY	448	0	0	0	448	0	0	0	0	0	0	0
EASTERN ILLINOIS UNIV	1,988	0	0	0	1,956	0	0	0	0	0	0	0
ELGIN COMMUNITY COLLEGE	460	0	0	0	445	15	0	0	0	0	0	32
ELMHURST COLLEGE	771	0	0	0	764	0	0	0	0	0	7	0
EUREKA COLLEGE	357	0	0	0	357	0	0	0	0	0	0	0
FELICIAN COLLEGE	59	0	0	0	59	0	0	0	0	0	0	0
GARRETT-EVANGELICAL THEO SEM	35	0	0	0	35	0	0	0	0	0	0	0
GEM CITY COLLEGE	12	0	0	0	12	0	0	0	0	0	0	0
GEORGE WILLIAMS COLLEGE	367	0	0	0	336	0	0	31	0	0	0	0
GOVERNORS STATE UNIV	836	0	0	0	741	0	23	72	0	0	0	0
GREENVILLE COLLEGE	536	0	0	0	536	0	0	0	0	0	0	0
HEBREM THEOLOGICAL COL	12	0	0	0	12	0	0	0	0	0	0	0
HIGHLAND COMMUNITY COL	309	0	0	0	309	0	0	0	0	0	0	0
ILL E CC LINCOLN TRAIL C	117	0	0	0	117	0	0	0	0	0	0	0
ILL E CC OLNEY CNTRL COL	322	0	0	0	322	0	0	0	0	0	0	0
ILL E CMTY COL MABASH VLY	200	0	0	0	200	0	0	0	0	0	0	0
ILL ESTRN CC FRONTIER CC	21	0	0	0	21	0	0	0	0	0	0	0
ILL ESTRN CC SYS OFFICE	1	0	0	0	1	0	0	0	0	0	0	0
ILLINOIS BENEDICTINE COL	422	0	0	0	412	0	0	10	0	0	0	0
ILLINOIS CENTRAL COLLEGE	615	0	0	0	615	0	0	0	0	0	0	0
ILLINOIS COL OF OPTOMETRY	73	0	0	0	35	0	0	38	0	0	0	0
ILLINOIS COLLEGE	234	0	0	0	234	0	0	0	0	0	0	0
ILLINOIS INST OF TECH	7,274	0	0	1,829	2,355	455	737	831	0	223	844	0
ILLINOIS STATE UNIVERSITY	4,416	0	0	0	4,337	13	0	66	0	0	0	0
ILLINOIS VALLEY CMTY COL	235	0	0	0	235	0	0	0	0	0	0	0
ILLINOIS WESLEYAN UNIV	766	0	0	0	766	0	0	0	0	0	0	0
JOHN A LOGAN COLLEGE	334	0	0	0	334	0	0	0	0	0	0	0
JOHN MOOD COMMUNITY COLL	484	0	0	0	484	0	0	0	0	0	0	0
JOLIET JR COLLEGE	606	0	0	0	606	0	0	0	0	0	0	0
JUDSON COLLEGE	277	0	0	0	277	0	0	0	0	0	0	0
KANKAKEE COMMUNITY COL	359	0	0	0	359	0	0	0	0	0	0	0
KASKASKIA COLLEGE	312	0	0	0	312	0	0	0	0	0	0	0
KENDALL COLLEGE	267	0	0	0	267	0	0	0	0	0	0	0
KISHMAUKEE COLLEGE	264	0	0	0	264	0	0	0	0	0	0	0
KNOX COLLEGE	458	0	0	0	376	0	0	69	0	0	13	0
LAKE FOREST COLLEGE	674	0	0	0	674	0	0	0	0	0	0	0
LAKE LAND COLLEGE	570	0	0	0	570	0	0	0	0	0	0	0
LEWIS AND CLARK CMTY COL	829	0	0	0	829	0	0	0	0	0	0	0
LEWIS UNIVERSITY	836	0	0	0	836	0	0	0	0	0	0	0
LINCOLN CHRISTIAN COL	175	0	0	0	175	0	0	0	0	0	0	0
LINCOLN COLLEGE	869	0	0	0	869	0	0	0	0	0	0	0
LINCOLN LAND CMTY COLLEGE	460	0	0	0	460	0	0	0	0	0	0	0
LOYOLA UNIV - CHICAGO	5,497	25	0	0	2,680	0	0	2,674	0	26	92	0
LUTHERAN SCH OF THEOLOGY	11	0	0	0	11	0	0	0	0	0	0	0
MACCORMAC COLLEGE	137	0	0	0	137	0	0	0	0	0	0	0
MACHURRAY COLLEGE	446	0	0	0	446	0	0	0	0	0	0	0
HALLINCKRODT COLLEGE	15	0	0	0	15	0	0	0	0	0	0	0
MCCORMICK THEOL SEM	32	0	0	0	32	0	0	0	0	0	0	0
MCHENRY COUNTY COLLEGE	143	0	0	0	143	0	0	0	0	0	0	0
MCKENDREE COLLEGE	276	0	0	0	276	0	0	0	0	0	0	0
MIDSTATE COLLEGE	189	0	0	0	189	0	0	0	0	0	0	0
MIDWEST COLLEGE OF ENG	8	0	0	0	5	0	0	0	0	0	0	0
MILLIKIN UNIVERSITY	489	0	0	0	489	0	0	0	0	0	0	0
MONMOUTH COLLEGE	479	0	0	0	479	0	0	0	0	0	0	0
MORAIN VALLEY CMTY COL	411	0	0	0	411	0	0	0	0	0	0	0
MORRISON INST OF TECH	1,189	0	0	0	1,189	0	0	0	0	0	0	0
MORTON COLLEGE	142	0	0	0	142	0	0	0	0	0	0	0
MUNDELEIN COLLEGE	602	0	0	0	602	0	0	0	0	0	0	0
NAT COL OF CHIROPRACTIC	91	0	0	0	91	0	0	0	0	0	0	0
NATIONAL COLLEGE OF EDUC	1,420	0	0	0	1,420	0	0	0	0	0	0	0
NILES COLLEGE	53	0	0	0	53	0	0	0	0	0	0	0
NORTH CENTRAL COLLEGE	231	0	0	0	231	0	0	0	0	0	0	0
NORTH PARK COL THEOL SEM	815	0	0	0	815	0	0	0	0	0	0	0
NORTHEASTERN ILL UNIV	2,524	0	0	127	2,397	0	0	0	0	0	0	0
NORTHERN BAPT THEOL SEM	12	0	0	0	12	0	0	0	0	0	0	0
NORTHERN ILLINOIS UNIV	5,849	0	0	74	4,667	32	0	692	0	0	384	0
NORTHWESTERN UNIVERSITY	43,124	0	0	3,627	8,588	1,834	0	18,557	59	447	8,330	1,682
OAKTON COMMUNITY COLLEGE	152	0	0	0	152	0	0	0	0	0	0	0
OLIVET NAZARENE COLLEGE	1,165	0	0	0	1,165	0	0	0	0	0	0	0
PARKLAND COLLEGE	740	0	0	0	729	0	0	0	0	0	11	0
PRAIRIE STATE COLLEGE	538	0	0	0	538	0	0	0	0	0	0	0
QUINCY COLLEGE	494	0	0	0	494	0	0	0	0	0	0	0
REND LAKE COLLEGE	298	0	0	0	298	0	0	0	0	0	0	0
RICHLAND CMTY COL	281	0	0	0	281	0	0	0	0	0	0	0
ROBERT MORRIS COL (ILL)	1,007	0	0	0	1,007	0	0	0	0	0	0	0
ROCK VALLEY COLLEGE	414	0	0	0	414	0	0	0	0	0	0	0
ROCKFORD COLLEGE	95	0	0	0	95	0	0	0	0	0	0	0
ROOSEVELT UNIVERSITY	1,789	0	0	0	1,789	0	0	0	0	0	0	0
ROSARY COLLEGE	325	0	0	0	325	0	0	0	0	0	0	0
RUSH UNIVERSITY	5,433	0	0	0	194	0	0	5,239	0	0	0	0
S ILLINOIS U EDWARDSVILLE	334	0	0	66	134	0	0	134	0	0	0	0
SANGAMON STATE UNIVERSITY	384	0	0	0	384	0	0	0	0	0	0	0
SANK VALLEY COLLEGE	490	0	0	0	490	0	0	0	0	0	0	0
SCHOOLS OF THE ART INST	735	0	0	0	735	0	0	0	0	0	0	0
SHANNEE COLLEGE	186	0	0	0	186	0	0	0	0	0	0	0
SHYMER COLLEGE	126	0	0	0	126	0	0	0	0	0	0	0
SOUTHEASTERN ILLINOIS COL	227	0	0	0	227	0	0	0	0	0	0	0
SOUTHERN ILL U-CARBONDALE	12,262	121	0	0	8,046	1,623	150	1,857	156	216	93	0
SPERTUS COLL OF JUDAICA	79	0	0	0	79	0	0	0	0	0	0	0

SEE FOOTNOTES AT END OF TABLE.



TABLE B-35. — FEDERAL OBLIGATIONS TO UNIVERSITIES AND COLLEGES,
BY STATE, INSTITUTION, AND AGENCY: FY 1982

CONTINUED

(DOLLARS IN THOUSANDS)

STATE & INSTITUTION	TOTAL	USDA	COM	DOD	ED	DOE	EPA	HHS	INT	NASA	NSF	OTHER*
ILLINOIS, CONT'D												
SPOON RIVER COLLEGE	283	0	0	0	283	0	0	0	0	0	0	0
SPRINGFIELD COL #N ILL	77	0	0	0	77	0	0	0	0	0	0	0
ST XAVIER COLLEGE	684	0	0	0	600	0	0	84	0	0	0	0
STATE COMMUNITY COLLEGE	916	0	0	0	916	0	0	0	0	0	0	0
TELSHE YESHIVA - CHICAGO	82	0	0	0	82	0	0	0	0	0	0	0
TMORNTON COMMUNITY COL	632	0	0	0	632	0	0	0	0	0	0	0
TRINITY CHRISTIAN COL	167	0	0	0	167	0	0	0	0	0	0	0
TRINITY COLLEGE	535	0	0	0	535	0	0	0	0	0	0	0
TRINITY EVANGEL DIV SCHL	11	0	0	0	11	0	0	0	0	0	0	0
TRITON COLLEGE	1,581	0	0	0	1,581	0	0	0	0	0	0	0
U HLTH SCI/CHCGO MED SCH	2,166	0	0	86	5	0	0	2,075	0	0	0	0
UNIV OF ILL CHICAGO CIR	14,845	0	193	2,732	5,854	293	754	2,586	0	18	2,333	82
UNIV OF ILL MED CTR CHGO	16,564	0	0	0	291	0	157	16,024	0	0	92	0
UNIV OF ILL URBANA	81,644	14,554	0	11,679	7,782	6,643	3,315	12,940	110	1,391	20,592	2,638
UNIV OF ILLINOIS SYS OFF	697	28	0	0	219	0	35	120	0	0	250	45
UNIVERSITY OF CHICAGO	63,083	140	0	924	2,690	2,896	116	40,291	0	4,562	11,069	395
VANDERCOOK COL OF MUSIC	6	0	0	0	6	0	0	0	0	0	0	0
MAUBONSEE COMMUNITY COL	244	0	0	0	244	0	0	0	0	0	0	0
WESTERN ILLINOIS UNIV	2,957	0	0	0	2,884	0	45	0	0	0	28	0
WHEATON COLLEGE	593	0	0	0	593	0	0	0	0	0	0	0
WILLIAM RATNEY HARPER COL	305	0	0	0	305	0	0	0	0	0	0	0
WM M SCHOLL COLL POD MED	180	0	0	0	60	0	0	120	0	0	0	0
INDIANA, TOTAL	142,935	12,628	289	5,984	52,692	8,661	667	31,322	260	3,544	23,621	3,267
ANCILLA DOMINI COLLEGE	53	0	0	0	53	0	0	0	0	0	0	0
ANDERSON COLLEGE	1,200	0	0	0	1,200	0	0	0	0	0	0	0
BALL STATE UNIVERSITY	4,790	0	0	0	4,628	26	0	136	0	0	0	0
BETHEL COLLEGE	446	0	0	0	446	0	0	0	0	0	0	0
BUTLER UNIVERSITY	720	0	0	0	406	154	160	0	0	0	0	0
CALUMET COLLEGE	390	0	0	0	390	0	0	0	0	0	0	0
CHRISTIAN THEOL SEM	44	0	0	0	44	0	0	0	0	0	0	0
CLARK COLLEGE	1,308	0	0	0	1,308	0	0	0	0	0	0	0
DE PAUM UNIVERSITY	456	0	0	0	456	0	0	0	0	0	0	0
EARLHAM COLLEGE	731	0	0	0	725	0	0	0	0	0	6	0
FORT WAYNE BIBLE COL	301	0	0	0	301	0	0	0	0	0	0	0
FRANKLIN COL OF INDIANA	210	0	0	0	210	0	0	0	0	0	0	0
GOSHEN COLLEGE	633	0	0	0	588	0	0	45	0	0	0	0
GRACE COLLEGE	477	0	0	0	477	0	0	0	0	0	0	0
HANOVER COLLEGE	179	0	0	0	179	0	0	0	0	0	0	0
HOLY CROSS JUNIOR COLLEGE	57	0	0	0	57	0	0	0	0	0	0	0
HUNTINGTON COLLEGE	337	0	0	0	337	0	0	0	0	0	0	0
INDIANA CENTRAL UNIV	348	0	0	0	348	0	0	0	0	0	0	0
INDIANA STATE UNIVERSITY	4,565	70	0	0	4,052	0	0	245	0	0	198	0
INDIANA UNIVERSITY	49,340	108	0	1,102	15,831	1,721	255	18,759	0	253	10,496	815
INTERNATIONAL BUS COL	167	0	0	0	167	0	0	0	0	0	0	0
ITT EDUCATIONAL SERVICES	117	0	0	0	117	0	0	0	0	0	0	0
LOCKYEAR COLLEGE OF BUS	180	0	0	0	180	0	0	0	0	0	0	0
MANCHESTER COLLEGE	512	0	0	0	512	0	0	0	0	0	0	0
MARIAN COLLEGE	207	0	0	0	207	0	0	0	0	0	0	0
MARION COLLEGE	838	0	0	0	687	0	0	151	0	0	0	0
MARTIN CENTER COLLEGE	48	0	0	0	48	0	0	0	0	0	0	0
OKLAND CITY COLLEGE	1,084	0	0	0	1,084	0	0	0	0	0	0	0
PURDUE UNIVERSITY	55,783	12,448	203	4,712	8,081	3,775	245	10,125	260	3,164	10,408	2,362
ROSE-HULMAN INST OF TECH	370	0	0	0	370	0	0	0	0	0	0	0
ST FRANCIS COLLEGE	280	0	0	0	280	0	0	0	0	0	0	0
ST JOSEPH'S COLLEGE	447	0	0	0	447	0	0	0	0	0	0	0
ST MARY-OF-THE-WOODS COL	147	0	0	0	147	0	0	0	0	0	0	0
ST MARY'S COLLEGE	381	0	0	0	381	0	0	0	0	0	0	0
ST WEINRAD COLLEGE	111	0	0	0	111	0	0	0	0	0	0	0
ST WEINRAD SCH - THEOLOGY	29	0	0	0	29	0	0	0	0	0	0	0
TAYLOR UNIVERSITY	632	0	0	0	632	0	0	0	0	0	0	0
TRI-STATE UNIVERSITY	276	2	0	0	274	0	0	0	0	0	0	0
UNIVERSITY OF EVANSVILLE	1,085	0	0	0	1,085	0	0	0	0	0	0	0
UNIVERSITY OF NOTRE DAME	10,164	0	86	170	2,325	2,985	7	1,861	0	127	2,513	90
VALPARAISO UNIVERSITY	1,254	0	0	0	1,254	0	0	0	0	0	0	0
VINCENNES UNIVERSITY	2,056	0	0	0	2,056	0	0	0	0	0	0	0
WABASH COLLEGE	182	0	0	0	182	0	0	0	0	0	0	0
IOWA, TOTAL	105,690	14,793	227	3,249	42,442	455	778	35,671	264	3,665	4,146	0
BRIAR CLIFF COLLEGE	955	0	0	0	955	0	0	0	0	0	0	0
BUENA VISTA COLLEGE	814	0	0	0	814	0	0	0	0	0	0	0
CENTRAL UNIV OF IOWA	1,127	0	0	0	1,127	0	0	0	0	0	0	0
CLARKE COLLEGE	209	0	0	0	209	0	0	0	0	0	0	0
COE COLLEGE	647	0	0	0	647	0	0	0	0	0	0	0
COL OF OSTEO MED & SURG	830	0	0	0	24	0	0	806	0	0	0	0
CORNELL COLLEGE	764	0	0	0	736	0	0	28	0	0	0	0
DES MOINES AREA CMTY COL	231	0	0	0	231	0	0	0	0	0	0	0
DIVINE WORD COLLEGE	139	0	0	0	139	0	0	0	0	0	0	0
DORDT COLLEGE	540	0	0	0	540	0	0	0	0	0	0	0
DRAKE UNIVERSITY	2,709	0	0	0	2,648	0	0	31	0	0	0	0
EASTERN IOWA CMTY COLLEGE	603	0	0	0	603	0	0	0	0	30	0	0
ELLSWORTH COMMUNITY COL	360	0	0	0	360	0	0	0	0	0	0	0
FAITH BAPTIST BIBLE COL	14	0	0	0	14	0	0	0	0	0	0	0
GRACELAND COLLEGE	1,015	0	0	0	1,015	0	0	0	0	0	0	0
GRAND VIEW COLLEGE	319	0	0	0	319	0	0	0	0	0	0	0
GRINNELL COLLEGE	295	0	0	0	295	0	0	0	0	0	0	0
HAWKEYE INSTITUTE OF TECH	501	0	0	0	501	0	0	0	0	0	0	0
INDIAN HILLS COLLEGE	629	0	0	0	629	0	0	0	0	0	0	0
IOWA CENTRAL CMTY COLLEGE	580	0	0	0	580	0	0	0	0	0	0	0
IOWA LAKES CMTY COLLEGE	566	0	0	0	566	0	0	0	0	0	0	0
IOWA ST U OF SCI & TECH	24,812	14,720	197	563	4,661	345	191	1,690	264	382	1,799	0
IOWA MESLEYAN COLLEGE	326	0	0	0	326	0	0	0	0	0	0	0
IOWA WESTERN CMTY COLLEGE	547	0	0	0	547	0	0	0	0	0	0	0
KIRKWOOD COMMUNITY COL	1,168	0	0	0	1,041	0	111	16	0	0	0	0
LORAS COLLEGE	617	0	0	0	617	0	0	0	0	0	0	0

SEE FOOTNOTES AT END OF TABLE.

TABLE B-35. — FEDERAL OBLIGATIONS TO UNIVERSITIES AND COLLEGES, BY STATE, INSTITUTION, AND AGENCY, FY 1982

CONTINUED												
(DOLLARS IN THOUSANDS)												
STATE & INSTITUTION	TOTAL	USDA	COM	DOD	ED	DOE	EPA	HHS	INT	NASA	NSF	OTHER*
IOWA, CONT'D												
LUTHER COLLEGE	1,477	0	0	0	1,477	0	0	0	0	0	0	0
MAHARISHI INTL UNIVERSITY	1,322	0	0	0	1,322	0	0	0	0	0	0	0
MARSHALLTOWN CMTY COLLEGE	321	0	0	0	321	0	0	0	0	0	0	0
MARYCREST COLLEGE	442	0	0	0	441	0	0	1	0	0	0	0
MORNINGSIDE COLLEGE	899	0	0	0	899	0	0	0	0	0	0	0
MOUNT MERCY COLLEGE	459	0	0	0	459	0	0	0	0	0	0	0
MOUNT ST CLARE COLLEGE	74	0	0	0	74	0	0	0	0	0	0	0
N IOWA AREA CMTY COLLEGE	640	0	0	0	640	0	0	0	0	0	0	0
NORTHWEST IOWA TECH COL	98	0	0	0	98	0	0	0	0	0	0	0
NORTHWESTERN COLLEGE	591	0	0	0	591	0	0	0	0	0	0	0
OPEN BIBLE COLLEGE	61	0	0	0	61	0	0	0	0	0	0	0
PALMER COL OF CHIROPRACT	29	0	0	0	29	0	0	0	0	0	0	0
SIMPSON COLLEGE	652	0	0	0	652	0	0	0	0	0	0	0
SIOUX EMPIRE COLLEGE	453	0	0	0	453	0	0	0	0	0	0	0
SOUTHEASTERN CMTY COL (IA)	303	0	0	0	303	0	0	0	0	0	0	0
SOUTHWESTERN CMTY COLLEGE	247	0	0	0	247	0	0	0	0	0	0	0
ST AMBROSE COLLEGE	433	0	0	0	433	0	0	0	0	0	0	0
UNITED ELECTRON INST-IOWA	518	0	0	0	518	0	0	0	0	0	0	0
UNIV OF NORTHERN IOWA	3,255	0	0	0	3,173	0	0	0	0	0	82	0
UNIVERSITY OF DUBUQUE	562	0	0	0	562	0	0	0	0	0	0	0
UNIVERSITY OF IOWA	48,013	73	30	2,686	6,021	110	476	33,099	0	3,253	2,265	0
UPPER IOWA UNIVERSITY	399	0	0	0	399	0	0	0	0	0	0	0
VENNARD COLLEGE	104	0	0	0	104	0	0	0	0	0	0	0
MALDORF COLLEGE	280	0	0	0	280	0	0	0	0	0	0	0
HARTBURG COLLEGE	753	0	0	0	753	0	0	0	0	0	0	0
HARTBURG THEOL SEM	19	0	0	0	19	0	0	0	0	0	0	0
WESTERN IOWA TECH	668	0	0	0	668	0	0	0	0	0	0	0
HESMAR COLLEGE	577	0	0	0	577	0	0	0	0	0	0	0
WILLIAM PENN COLLEGE	724	0	0	0	724	0	0	0	0	0	0	0
KANSAS, TOTAL	64,551	8,257	15	2,512	32,546	880	7	14,024	110	2,345	3,699	156
ALLEN CO CMTY JUNIOR COL	102	0	0	0	102	0	0	0	0	0	0	0
BAKER UNIVERSITY	542	0	0	0	542	0	0	0	0	0	0	0
BARTON COUNTY CMTY COL	167	0	0	0	167	0	0	0	0	0	0	0
BENEDICTINE COLLEGE	589	0	0	0	589	0	0	0	0	0	0	0
BETHANY COLLEGE	469	0	0	0	469	0	0	0	0	0	0	0
BETHEL COLLEGE	425	0	0	0	425	0	0	0	0	0	0	0
BUTLER COUNTY CMTY JR COL	235	0	0	0	235	0	0	0	0	0	0	0
CENTRAL COLLEGE	338	0	0	0	338	0	0	0	0	0	0	0
CLOUD COUNTY CMTY COL	350	0	0	0	350	0	0	0	0	0	0	0
COFFEYVILLE CMTY COL	158	0	0	0	158	0	0	0	0	0	0	0
COLBY COMMUNITY COLLEGE	530	0	0	0	530	0	0	0	0	0	0	0
COMLEY CO CMTY COLLEGE	141	0	0	0	141	0	0	0	0	0	0	0
DODGE CITY CMTY COL	266	0	0	0	266	0	0	0	0	0	0	0
DONNELLY COLLEGE	647	0	0	0	647	0	0	0	0	0	0	0
EMPORIA STATE UNIVERSITY	1,873	0	0	0	1,873	0	0	0	0	0	0	0
FORT HAYS KANSAS ST UNIV	1,574	1	0	0	1,527	0	0	46	0	0	0	0
FORT SCOTT CMTY COL	448	0	0	0	448	0	0	0	0	0	0	0
FRIENDS BIBLE COLLEGE	90	0	0	0	90	0	0	0	0	0	0	0
FRIENDS UNIVERSITY	326	0	0	0	326	0	0	0	0	0	0	0
GARDEN CITY CMTY COL	226	0	0	0	226	0	0	0	0	0	0	0
HASKELL INDIAN JR COLLEGE	290	0	0	0	290	0	0	0	0	0	0	0
HESSTON COLLEGE	369	0	0	0	369	0	0	0	0	0	0	0
HIGHLAND CMTY COLLEGE	262	0	0	0	262	0	0	0	0	0	0	0
HUTCHINSON CMTY COL	457	0	0	0	457	0	0	0	0	0	0	0
INDEPENDENCE CMTY COLLEGE	503	0	0	0	503	0	0	0	0	0	0	0
JOHNSON COUNTY CMTY COL	408	0	0	0	408	0	0	0	0	0	0	0
KANS ST U - AG & APP SCI	18,427	8,079	0	1,004	4,566	662	0	1,929	110	383	1,614	80
KANSAS CITY KANSAS CMTY C	496	0	0	0	496	0	0	0	0	0	0	0
KANSAS NEWMAN COLLEGE	236	0	0	0	236	0	0	0	0	0	0	0
KANSAS MESLEIAN	293	0	0	0	293	0	0	0	0	0	0	0
LABETTE COMMUNITY COLLEGE	111	0	0	0	111	0	0	0	0	0	0	0
MANHATTAN CHRISTIAN COL	181	0	0	0	181	0	0	0	0	0	0	0
MARYMOUNT COL OF KANSAS	442	0	0	0	442	0	0	0	0	0	0	0
MCPHERSON COLLEGE	276	0	0	0	276	0	0	0	0	0	0	0
MID-AMERICA NAZARENE COL	667	0	0	0	667	0	0	0	0	0	0	0
NEOSHO COUNTY CMTY COL	85	0	0	0	85	0	0	0	0	0	0	0
OTTAWA UNIVERSITY	387	0	0	0	387	0	0	0	0	0	0	0
PITTSBURG STATE UNIV	1,489	0	0	0	1,489	0	0	0	0	0	0	0
PRATT COMMUNITY COL	116	0	0	0	116	0	0	0	0	0	0	0
SEWARD COUNTY CMTY COL	149	0	0	0	149	0	0	0	0	0	0	0
SOUTHWESTERN COLLEGE	302	0	0	0	302	0	0	0	0	0	0	0
ST JOHN'S COLLEGE	123	0	0	0	123	0	0	0	0	0	0	0
ST MARY COLLEGE	212	0	0	0	212	0	0	0	0	0	0	0
ST MARY OF THE PLAINS COL	474	0	0	0	474	0	0	0	0	0	0	0
STERLING COLLEGE	238	0	0	0	238	0	0	0	0	0	0	0
TABOR COLLEGE	460	0	0	0	460	0	0	0	0	0	0	0
UNIVERSITY OF KANSAS	23,665	174	15	1,468	5,983	218	7	12,013	0	1,730	1,981	76
HASHBURN UNIV OF TOPEKA	975	0	0	0	975	0	0	0	0	0	0	0
HICHTA STATE UNIVERSITY	2,542	3	0	40	2,547	0	0	36	0	232	104	0
KENTUCKY, TOTAL	81,119	16,022	50	1,150	48,695	541	540	11,077	260	704	1,903	177
ALICE LLOYD COLLEGE	441	0	0	0	441	0	0	0	0	0	0	0
ASBURY COLLEGE	537	0	0	0	537	0	0	0	0	0	0	0
ASBURY THEOL SEMINARY	99	0	0	0	99	0	0	0	0	0	0	0
BELLARMINE COLLEGE	614	0	0	0	563	0	0	0	0	0	51	0
BEREA COLLEGE	2,194	0	0	0	2,194	0	0	0	0	0	0	0
BRESCIA COLLEGE	436	0	0	0	436	0	0	0	0	0	0	0
CAMPBELLVILLE COLLEGE	743	0	0	0	743	0	0	0	0	0	0	0
CENTRE COL OF KENTUCKY	267	0	0	0	267	0	0	0	0	0	0	0
CUMBERLAND COLLEGE	1,678	0	0	0	1,678	0	0	0	0	0	0	0
DRAGONHORN'S COLLEGE (KY)	405	0	0	0	405	0	0	0	0	0	0	0
EASTERN KENTUCKY UNIV	5,640	25	0	0	5,614	0	0	0	0	0	1	0
GEORGETOWN COLLEGE	511	0	0	0	511	0	0	0	0	0	0	0
KENTUCKY CHRISTIAN COL	490	0	0	0	490	0	0	0	0	0	0	0

SEE FOOTNOTES AT END OF TABLE.

TABLE B-35. -- FEDERAL OBLIGATIONS TO UNIVERSITIES AND COLLEGES,
BY STATE, INSTITUTION, AND AGENCY: FY 1982

CONTINUED		(DOLLARS IN THOUSANDS)											
STATE & INSTITUTION	TOTAL	USDA	COM	DOD	ED	DOE	EPA	HHS	INT	NASA	NSF	OTHER*	
KENTUCKY, CONT'D													
KENTUCKY COLLEGE OF TECH	728	0	0	0	728	0	0	0	0	0	0	0	
KENTUCKY JR COL BUSINESS	394	0	0	0	394	0	0	0	0	0	0	0	
KENTUCKY STATE UNIVERSITY	4,260	2,411	0	0	1,774	0	0	75	0	0	0	0	
KENTUCKY WESLEYAN COLLEGE	426	0	0	0	426	0	0	0	0	0	0	0	
LEES JUNIOR COLLEGE	538	0	0	0	452	0	0	86	0	0	0	0	
LINDSEY WILSON COLLEGE	259	0	0	0	259	0	0	0	0	0	0	0	
LOUISVILLE PRES THEOL SEM	27	0	0	0	27	0	0	0	0	0	0	0	
LOUISVILLE SCHL OF ART	52	0	0	0	52	0	0	0	0	0	0	0	
LOUISVILLE TECHNICAL INST	266	0	0	0	266	0	0	0	0	0	0	0	
MIDWAY COLLEGE	477	0	0	0	477	0	0	0	0	0	0	0	
MOREHEAD STATE UNIVERSITY	3,044	0	0	0	3,044	0	0	0	0	0	0	0	
MURRAY STATE UNIVERSITY	3,469	0	0	63	3,219	0	62	75	0	50	0	0	
NORTHERN KENTUCKY UNIV	1,736	0	0	0	1,648	0	0	68	0	20	0	0	
OWENSBORO BUSINESS COL	277	0	0	0	277	0	0	0	0	0	0	0	
PIKEVILLE COLLEGE	688	0	0	0	688	0	0	0	0	0	0	0	
SEMINARY OF ST PIUS X	58	0	0	0	58	0	0	0	0	0	0	0	
SPALDING COLLEGE	423	0	0	0	423	0	0	0	0	0	0	0	
ST CATHERINE COLLEGE	196	0	0	0	196	0	0	0	0	0	0	0	
SUE BENNETT COLLEGE	107	0	0	0	107	0	0	0	0	0	0	0	
SULLIVAN JR COL OF BUS	670	0	0	0	670	0	0	0	0	0	0	0	
THOMAS MORE COLLEGE	506	0	0	0	506	0	0	0	0	0	0	0	
TRANSLYVANIA UNIVERSITY	320	0	0	0	320	0	0	0	0	0	0	0	
UNION COLLEGE	683	0	0	0	660	23	0	0	0	0	0	0	
UNIVERSITY OF KENTUCKY	33,241	13,586	50	613	8,781	449	469	7,002	260	350	1,504	177	
UNIVERSITY OF LOUISVILLE	7,828	0	0	364	3,081	0	0	3,771	0	266	346	0	
WATTERSON COLLEGE	2,357	0	0	0	2,357	0	0	0	0	0	0	0	
WESTERN KENTUCKY UNIV	4,034	0	0	110	3,827	69	9	0	0	18	1	0	
LOUISIANA, TOTAL	101,559	11,273	1,489	2,116	52,282	3,509	1,527	23,610	343	313	2,317	2,780	
BOSSIER PARISH CMTY COLL	19	0	0	0	19	0	0	0	0	0	0	0	
CENTENARY COLLEGE OF L A	293	0	0	0	293	0	0	0	0	0	0	0	
DELGADO COMMUNITY COLLEGE	1,860	0	0	0	1,860	0	0	0	0	0	0	0	
DILLARD UNIVERSITY	2,156	0	0	0	1,886	0	0	270	0	0	0	0	
GRAMBLING STATE UNIV	5,087	0	0	0	5,087	0	0	0	0	0	0	0	
LA ST UNIV SYSTEM OFFICE	6,720	0	0	0	5,618	0	990	105	0	0	7	0	
LOUISIANA COLLEGE	441	10	0	0	431	0	0	0	0	0	0	0	
LOUISIANA STATE UNIV	30,987	9,427	1,370	1,379	1,312	1,309	0	11,182	273	196	1,814	2,725	
LOUISIANA TECH UNIVERSITY	2,499	127	0	0	2,358	0	0	14	0	0	0	0	
LOYOLA UNIV - NEW ORLEANS	1,353	0	0	0	1,229	0	0	124	0	0	0	0	
MCNEESE STATE UNIVERSITY	3,632	0	0	0	1,380	2,153	99	0	0	0	0	0	
NICHOLLS STATE UNIVERSITY	1,028	0	0	0	1,028	0	0	0	0	0	0	0	
NORTHEAST LOUISIANA UNIV	3,239	0	0	0	3,223	0	0	0	0	16	0	0	
NORTHWESTERN ST UNIV LA	1,803	0	0	0	1,346	0	0	457	0	0	0	0	
NOTRE DAME SEM SCH THEOL	21	0	0	0	21	0	0	0	0	0	0	0	
OUR LADY HOLY CROSS COL	227	0	0	0	227	0	0	0	0	0	0	0	
PHILLIPS COL NEW ORLEANS	602	0	0	0	602	0	0	0	0	0	0	0	
SAINT BERNARD PARISH CC	12	0	0	0	12	0	0	0	0	0	0	0	
SOUTHEASTERN LA UNIV	1,934	0	0	10	1,854	0	0	0	70	0	0	0	
SOUTHERN U & A&M COLLEGE	11,367	1,543	0	94	9,194	0	0	536	0	0	0	0	
ST JOSEPH SEMINARY	66	0	0	0	66	0	0	0	0	0	0	0	
ST MARY'S DOMINICAN COL	187	0	0	0	187	0	0	0	0	0	0	0	
TULANE UNIVERSITY	14,176	166	0	104	3,132	0	240	10,138	0	51	290	55	
UNIV OF SOUTHWESTERN LA	3,975	0	0	27	3,789	0	0	31	0	50	78	0	
UNIVERSITY OF NEW ORLEANS	3,986	0	0	502	2,956	47	198	155	0	0	128	0	
XAVIER UNIVERSITY OF LA	3,889	0	119	0	3,172	0	0	598	0	0	0	0	
MAINE, TOTAL	31,947	4,279	237	0	23,445	218	47	1,577	121	60	1,921	42	
ANDOVER COLLEGE	282	0	0	0	282	0	0	0	0	0	0	0	
BANGOR THEOL SEMINARY	95	0	0	0	95	0	0	0	0	0	0	0	
BATES COLLEGE	390	0	0	0	320	0	0	0	0	0	70	0	
BEAL COLLEGE	207	0	0	0	207	0	0	0	0	0	0	0	
BOWDOIN COLLEGE	859	0	0	0	638	0	0	221	0	0	0	0	
CASCO BAY COLLEGE	115	0	0	0	115	0	0	0	0	0	0	0	
CEN ME MED CTR SCH NURS	74	0	0	0	74	0	0	0	0	0	0	0	
CENTRL MAINE VO TECH INST	137	0	0	0	137	0	0	0	0	0	0	0	
COLBY COLLEGE	467	0	0	0	467	0	0	0	0	0	0	0	
COLLEGE OF THE ATLANTIC	105	0	0	0	105	0	0	0	0	0	0	0	
EASTERN ME VOC TECH INST	309	0	0	0	309	0	0	0	0	0	0	0	
HUSSON COLLEGE	999	0	0	0	999	0	0	0	0	0	0	0	
NASSON COLLEGE	165	0	0	0	165	0	0	0	0	0	0	0	
NORTHRN ME VOC TECH INST	375	0	0	0	375	0	0	0	0	0	0	0	
SOUTHERN ME VOC TECH INST	343	0	0	0	343	0	0	0	0	0	0	0	
ST JOSEPH'S COLLEGE	296	0	0	0	296	0	0	0	0	0	0	0	
THOMAS COLLEGE	501	0	0	0	501	0	0	0	0	0	0	0	
UNIV COLLEGE	494	0	0	0	494	0	0	0	0	0	0	0	
UNIV MAINE, PRESQUE-ISLE	1,559	0	0	0	1,559	0	0	0	0	0	0	0	
UNIV OF MAINE AUGUSTA	996	0	0	0	996	0	0	0	0	0	0	0	
UNIV OF MAINE ORONO	14,001	4,279	0	0	6,950	218	47	443	111	60	1,851	42	
UNIV OF MAINE SYSTEM OFF	185	0	162	0	23	0	0	0	0	0	0	0	
UNIV OF MAINE, FARMINGTON	1,591	0	0	0	1,591	0	0	0	0	0	0	0	
UNIV OF MAINE, FORT KENT	475	0	0	0	475	0	0	0	0	0	0	0	
UNIV OF MAINE, HACHIAS	646	0	0	0	646	0	0	0	0	0	0	0	
UNIVERSITY OF ME-BANGOR	10	0	0	0	0	0	0	0	10	0	0	0	
UNIVERSITY OF NEW ENGLAND	1,099	0	0	0	265	0	0	834	0	0	0	0	
UNIVERSITY OF STRN MAINE	4,820	0	75	0	4,666	0	0	79	0	0	0	0	
WESTBROOK COLLEGE	352	0	0	0	352	0	0	0	0	0	0	0	
MARYLAND, TOTAL	434,940	8,781	953	246,010	48,073	7,346	1,376	96,557	208	6,471	13,701	5,464	
ALLEGANY COMMUNITY COL	802	0	0	0	802	0	0	0	0	0	0	0	
ANNE ARUNDEL CMTY COLLEGE	456	0	0	0	456	0	0	0	0	0	0	0	
BONIE STATE COLLEGE	1,287	0	0	0	1,130	0	0	0	0	157	0	0	
CAPITOL INST OF TECH	308	0	0	0	308	0	0	0	0	0	0	0	
CATONSVILLE CMTY COLLEGE	1,577	0	0	0	1,555	0	0	21	0	0	1	0	
CECIL COMMUNITY COLLEGE	184	0	0	0	184	0	0	0	0	0	0	0	

SEE FOOTNOTES AT END OF TABLE.

TABLE B-35. — FEDERAL OBLIGATIONS TO UNIVERSITIES AND COLLEGES,
BY STATE, INSTITUTION, AND AGENCY: FY 1982

CONTINUED		(DOLLARS IN THOUSANDS)										
STATE & INSTITUTION	TOTAL	USDA	COM	DOD	ED	DOE	EPA	HHS	INT	NASA	NSF	OTHER*
MARYLAND, CONT'D												
CHARLES COUNTY CMTY COL	342	0	0	30	207	0	105	0	0	0	0	0
CHESAPEAKE COLLEGE	353	0	0	0	353	0	0	0	0	0	0	0
CMTY COLLEGE OF BALTIMORE	4,698	0	0	0	4,698	0	0	0	0	0	0	0
COL OF NOTRE DAME OF MD	286	0	0	0	227	0	0	59	0	0	0	0
COLUMBIA UNION COLLEGE	273	0	0	0	273	0	0	0	0	0	0	0
COPPIN STATE COLLEGE	2,595	0	100	0	2,411	0	0	0	0	0	0	0
DUNDALK COMMUNITY COLLEGE	424	0	0	0	424	0	0	0	0	14	0	70
EASTERN CHRISTIAN COLLEGE	33	0	0	0	33	0	0	0	0	0	0	0
ESSEX COMMUNITY COLLEGE	1,153	0	0	0	1,037	0	0	116	0	0	0	0
FREDERICK COMMUNITY COL	152	0	0	0	152	0	0	0	0	0	0	0
FROSTBURG STATE COLLEGE	1,201	0	0	0	1,200	0	1	0	0	0	0	0
GARRETT COMMUNITY COLLEGE	154	0	0	0	154	0	0	0	0	0	0	0
GOUCHER COLLEGE	416	0	0	0	416	0	0	0	0	0	0	0
HAGERSTOWN JUNIOR COLLEGE	220	0	0	0	220	0	0	0	0	0	0	0
HARFORD COMMUNITY COLLEGE	407	0	0	0	407	0	0	0	0	0	0	0
HOOD COLLEGE	443	0	0	0	443	0	0	0	0	0	0	0
HONARD COMMUNITY COLLEGE	274	0	0	0	274	0	0	0	0	0	0	0
JOHNS HOPKINS UNIVERSITY	327,090	128	173	235,993	3,450	2,747	686	71,694	0	1,172	5,948	5,099
LOYOLA COLLEGE	487	0	0	0	487	0	0	0	0	0	0	0
MARYLAND COL ART & DESIGN	24	0	0	0	24	0	0	0	0	0	0	0
MARYLAND INST COL OF ART	728	0	0	0	728	0	0	0	0	0	0	0
MARYLAND MEDICAL SEC SCH	110	0	0	0	110	0	0	0	0	0	0	0
MONTGOMERY COLLEGE	2,300	0	0	0	2,300	0	0	0	0	0	0	0
MORGAN STATE UNIVERSITY	4,843	0	0	0	4,384	0	0	128	63	187	0	81
MOUNT ST MARY'S COL (MD)	218	0	0	0	218	0	0	0	0	0	0	0
NER ISRAEL RABBINICAL COL	97	0	0	0	97	0	0	0	0	0	0	0
PEABODY INST-J HOPKINS U	46	0	0	0	46	0	0	0	0	0	0	0
PRINCE GEORGES CMTY COL	1,575	0	0	0	1,575	0	0	0	0	0	0	0
SALISBURY STATE COLLEGE	803	0	0	0	803	0	0	0	0	0	0	0
SOJOURNER-DOUGLAS COLLEGE	638	0	0	0	638	0	0	0	0	0	0	0
ST JOHN'S COLLEGE (MD)	606	0	0	0	606	0	0	0	0	0	0	0
ST MARY'S COLLEGE OF MD	193	0	0	0	193	0	0	0	0	0	0	0
ST MARY'S SEM & UNIV	22	0	0	0	22	0	0	0	0	0	0	0
TOWSON STATE UNIVERSITY	1,903	0	0	0	1,888	0	0	0	0	10	0	0
U OF MD BALTIMORE COUNTY	3,413	24	0	0	1,928	0	0	916	0	0	545	0
U OF MD CENTER FOR EES	138	0	0	0	0	126	0	0	12	0	0	0
U OF MD EASTERN SHORE	2,771	1,194	0	0	1,174	26	0	305	0	72	0	0
U OF MD UNIVERSITY COLL	2,180	0	0	0	2,180	0	0	0	0	0	0	0
UNIV OF MD MARYLAND SYS OFF	313	78	133	0	0	0	0	0	0	0	0	0
UNIV OF MD BALT PROF SCH	26,350	55	0	2,830	363	344	558	21,611	8	39	550	99
UNIV OF MD COLLEGE PARK	38,477	7,307	547	7,157	5,920	4,103	26	1,707	125	4,820	6,657	108
UNIVERSITY OF BALTIMORE	585	0	0	0	585	0	0	0	0	0	0	0
VILLA JULIE COLLEGE	260	0	0	0	260	0	0	0	0	0	0	0
WASH BIBLE COLLEGE	196	0	0	0	196	0	0	0	0	0	0	0
WASHINGTON COLLEGE	97	0	0	0	97	0	0	0	0	0	0	0
WESTERN MARYLAND COLLEGE	345	0	0	0	343	0	0	0	0	0	0	0
WOR-MIC TECH CMTY COLLEGE	94	0	0	0	94	0	0	0	0	0	0	0
MASSACHUSETTS, TOTAL	549,992	12,079	4,109	76,939	117,652	49,097	3,254	189,275	1,534	16,163	78,255	1,635
AMERICAN INTERNATL COL	955	0	0	0	955	0	0	0	0	0	0	0
AMHERST COLLEGE	1,491	96	0	0	753	47	0	405	0	27	163	0
ANDOVER-NEWTON THEOL SCH	130	0	0	0	130	0	0	0	0	0	0	0
ANNA MARIA COLLEGE	404	0	0	0	404	0	0	0	0	0	0	0
AQUINAS JR COLL MILTON	227	0	0	0	227	0	0	0	0	0	0	0
ASSUMPTION COLLEGE	698	0	0	0	698	0	0	0	0	0	0	0
ATLANTIC UNION COLLEGE	808	0	0	0	808	0	0	0	0	0	0	0
BABSON COLLEGE	259	0	0	0	249	0	0	0	0	0	10	0
BAY PATH JR COLLEGE	224	0	0	0	224	0	0	0	0	0	0	0
BAY STATE JR COL BUSINESS	506	0	0	0	506	0	0	0	0	0	0	0
BECKER JR COL - LEICESTER	101	0	0	0	101	0	0	0	0	0	0	0
BECKER JR COL - WORCESTER	635	0	0	0	635	0	0	0	0	0	0	0
BENTLEY COLLEGE	1,508	0	0	0	1,469	0	0	0	0	0	0	39
BERKLEE COLLEGE OF MUSIC	1,122	0	0	0	1,122	0	0	0	0	0	0	0
BERKSHIRE CHRISTIAN COL	92	0	0	0	92	0	0	0	0	0	0	0
BERKSHIRE COMMUNITY COL	533	0	0	0	532	0	0	0	0	0	0	0
BOSTON ARCHITECTURAL CTR	1	0	0	0	1	0	0	0	0	0	0	1
BOSTON COLLEGE	10,006	0	0	3,148	4,657	0	0	1,469	0	106	321	305
BOSTON CONSERV OF MUSIC	222	0	0	70	222	0	0	0	0	0	0	0
BOSTON STATE COLLEGE	1,235	0	0	0	1,235	0	0	0	0	0	0	0
BOSTON UNIVERSITY	44,481	0	0	4,189	7,896	188	0	29,937	0	411	1,794	66
BRADFORD COLLEGE	100	0	0	0	100	0	0	0	0	0	0	0
BRANDEIS UNIVERSITY	14,302	0	0	164	1,608	539	0	8,820	0	246	2,240	685
BRIDGENATER STATE COLLEGE	1,563	0	0	0	1,539	24	0	0	0	0	0	0
BRISTOL COMMUNITY COLLEGE	1,108	0	0	0	1,108	0	0	0	0	0	0	0
BUNKER HILL COMMUNITY COL	1,199	0	0	0	1,199	0	0	0	0	0	0	0
CAPE/COD COMMUNITY COL	520	0	0	0	520	0	0	0	0	0	0	0
CHAMBERLAYNE JR COL	358	0	0	0	358	0	0	0	0	0	0	0
CLARK UNIVERSITY	3,389	0	0	106	2,512	58	0	254	0	0	459	0
CNTRL NEW ENGLAND C TECH	520	0	0	0	520	0	0	0	0	0	0	0
COL OF OUR LADY OF ELMS	310	0	0	0	310	0	0	0	0	0	0	0
COL OF THE HOLY CROSS	1,324	0	0	48	1,230	0	0	0	0	0	0	0
CURRY COLLEGE	320	0	0	0	320	0	0	0	0	0	0	0
DEAN JUNIOR COLLEGE	325	0	0	0	325	0	0	0	0	0	0	0
EASTERN NAZARENE COLLEGE	690	0	0	0	643	0	47	0	0	0	0	0
EMERSON COLLEGE	850	0	0	0	850	0	0	0	0	0	0	0
EMMANUEL COLLEGE	1,487	0	0	1,010	437	0	0	0	0	0	0	0
ENDICOTT COLLEGE	168	0	0	0	168	0	0	0	0	0	0	0
EPISCOPAL DIVINITY SCHOOL	22	0	0	0	22	0	0	0	0	0	0	0
FISHER JUNIOR COLLEGE	952	0	0	0	952	0	0	0	0	0	0	0
FITCHBURG STATE COLLEGE	1,335	0	0	0	1,335	0	0	0	0	0	0	0
FORSYTH SCH DENT HYGNSTS	55	0	0	0	55	0	0	0	0	0	0	0
FRAMINGHAM STATE COLLEGE	785	0	0	0	785	0	0	0	0	0	0	0
FRANKLIN INST OF BOSTON	124	0	0	0	124	0	0	0	0	0	0	0
GORDON COLLEGE	528	0	0	0	479	0	0	0	0	0	0	0
GORDON-CONNELL THEOL SEM	77	0	0	0	77	0	0	0	0	0	0	0
GREENFIELD COMMUNITY COL	463	0	0	0	463	0	0	0	0	0	0	0

SEE FOOTNOTES AT END OF TABLE.

TABLE B-35. -- FEDERAL OBLIGATIONS TO UNIVERSITIES AND COLLEGES,
BY STATE, INSTITUTION, AND AGENCY: FY 1982

CONTINUED		(DOLLARS IN THOUSANDS)										
STATE & INSTITUTION	TOTAL	USDA	COM	DOD	ED	DOE	EPA	HHS	INT	NASA	NSF	OTHER*
MASSACHUSETTS, CONT'D												
HAMPSHIRE COLLEGE	651	0	0	0	547	0	0	0	0	0	104	0
HARVARD UNIVERSITY	104,442	94	0	3,560	5,660	3,728	1,714	71,358	44	4,381	13,897	46
HELLENIC COL HOLY CROSS	115	0	0	0	46	0	0	69	0	0	0	0
HOLYOKE COMMUNITY COLLEGE	1,220	0	0	0	1,220	0	0	0	0	0	0	0
LABOURE JUNIOR COLLEGE	137	0	0	0	137	0	0	0	0	0	0	0
LASELL JUNIOR COLLEGE	202	0	0	0	202	0	0	0	0	0	0	0
LESLEY COLLEGE	591	0	0	0	591	0	0	0	0	0	0	0
MARIAN COURT JUNIOR COLL	73	0	0	0	73	0	0	0	0	0	0	0
MASS BAY COMMUNITY COL	288	0	0	0	288	0	0	0	0	0	0	0
MASS COL PHAR/ALLIED HLTH	366	0	0	0	366	0	0	0	0	0	0	0
MASS INST OF TECHNOLOGY	164,182	544	2,104	40,190	3,852	41,740	612	32,700	614	9,589	31,829	408
MASSASOIT COMMUNITY COL	785	0	0	0	785	0	0	0	0	0	0	0
MERRIMACK COLLEGE	561	0	0	0	561	0	0	0	0	0	0	0
MIDDLESEX CNTY COL (MASS)	482	0	0	0	482	0	0	0	0	0	0	0
MOUNT HOLYOKE COLLEGE	827	0	0	0	615	124	0	88	0	0	0	0
MOUNT IDA JUNIOR COLLEGE	383	0	0	0	383	0	0	0	0	0	0	0
MOUNT WACHUSETT CNTY COL	625	0	0	0	625	0	0	0	0	0	0	0
N E COL OF OPTOMETRY	66	0	0	0	51	0	0	15	0	0	0	0
NEW ENG INST APPL ARTS	19	0	0	0	19	0	0	0	0	0	0	0
NEW ENGL CONSERV OF MUSIC	450	0	0	0	450	0	0	0	0	0	0	0
NEW ENGLAND SCHOOL OF LAW	128	0	0	0	128	0	0	0	0	0	0	0
NEHBURY JUNIOR COLLEGE	1,054	0	0	0	1,054	0	0	0	0	0	0	0
NICHOLS COLLEGE	226	0	0	0	226	0	0	0	0	0	0	0
NORTH ADAMS STATE COLLEGE	1,039	0	0	0	1,039	0	0	0	0	0	0	0
NORTH SHORE CNTY COLLEGE	909	0	0	0	909	0	0	0	0	0	0	0
NORTHEASTERN UNIVERSITY	18,095	0	0	2,339	12,833	110	140	1,306	0	0	1,367	0
NORTHERN ESSEX CNTY COL	1,041	0	0	0	1,041	0	0	0	0	0	0	0
PINE MANOR COLLEGE	79	0	0	0	79	0	0	0	0	0	0	0
QUINCY JUNIOR COLLEGE	652	0	0	0	652	0	0	0	0	0	0	0
QUINSIGAMOND CNTY COLLEGE	1,025	0	0	0	1,025	0	0	0	0	0	0	0
RADCLIFFE COLLEGE	1,164	0	0	234	930	0	0	0	0	0	0	0
REGIS COLLEGE	1,670	0	0	981	689	0	0	0	0	0	0	0
ROXBURY COMMUNITY COLLEGE	1,042	0	0	0	1,042	0	0	0	0	0	0	0
SALEM STATE COLLEGE	2,056	0	0	0	1,927	0	0	129	0	0	0	0
SCH-MUSEUM FINE ARTS-BOST	304	0	0	0	304	0	0	0	0	0	0	0
SIMMONS COLLEGE	2,163	0	0	0	1,853	0	0	310	0	0	0	0
SIMON'S ROCK	124	0	0	0	124	0	0	0	0	0	0	0
SMITH COLLEGE	1,384	0	0	0	1,011	0	0	373	0	0	0	0
SOUTHEASTERN MASS UNIV	2,660	0	0	50	2,297	0	0	188	0	16	109	0
SPRINGFIELD COLLEGE	731	0	0	0	731	0	0	0	0	0	0	0
SPRINGFIELD TECH CNTY COL	256	0	0	0	256	0	0	0	0	0	0	0
ST JOHN'S SEMINARY	44	0	0	0	44	0	0	0	0	0	0	0
STONEHILL COLLEGE	616	0	0	0	616	0	0	0	0	0	0	0
SUFFOLK UNIVERSITY	2,117	0	0	0	2,117	0	0	0	0	0	0	0
SWAIN SCH OF DESIGN	158	0	0	0	158	0	0	0	0	0	0	0
TUFTS UNIVERSITY	36,710	5,829	0	131	2,221	565	9	27,189	1	172	593	0
U MASS MED SCHL WORCESTER	10,631	0	0	260	0	0	71	9,840	0	0	460	0
UNIV OF MASS AT AMHERST	21,913	5,486	75	4,907	0	979	56	2,950	156	631	6,588	85
UNIV OF MASS BOSTON	1,893	0	0	0	545	0	150	889	0	0	309	0
UNIV OF MASS SYSTEM OFF	13,531	0	0	0	13,531	0	0	0	0	0	0	0
UNIVERSITY OF LOWELL	4,060	0	0	1,229	2,093	121	0	396	0	0	221	0
WELLESLEY COLLEGE	1,258	0	0	0	953	0	0	237	0	0	68	0
WENTWORTH INST OF TECH	2,526	0	0	1,442	1,084	0	0	0	0	0	0	0
WESTERN NEW ENGLAND COL	987	0	0	0	987	0	0	0	0	0	0	0
WESTFIELD STATE COLLEGE	1,419	0	0	0	1,403	0	0	0	0	0	16	0
WHEATON COLLEGE	433	0	0	0	433	0	0	0	0	0	0	0
WHELOCK COLLEGE	690	0	0	0	690	0	0	0	0	0	0	0
WILLIAMS COLLEGE	692	0	0	86	489	0	0	48	0	0	69	0
WOODS HOLE OCNRPIC INST	34,168	0	1,930	12,592	0	821	329	16	719	506	17,255	0
WORCESTER POLY INSTITUTE	2,057	70	0	273	920	53	126	289	0	78	248	0
WORCESTER STATE COLLEGE	1,310	0	0	0	1,310	0	0	0	0	0	0	0
MICHIGAN, TOTAL	288,467	14,770	886	12,550	124,814	13,125	2,169	79,241	1,006	4,960	22,746	12,200
ADRIAN COLLEGE	540	0	0	0	540	0	0	0	0	0	0	0
ALBION COLLEGE	489	0	0	0	489	0	0	0	0	0	0	0
ALMA COLLEGE	410	0	0	0	410	0	0	0	0	0	0	0
ALPENA COMMUNITY COLLEGE	1,103	0	0	0	1,103	0	0	0	0	0	0	0
ANDREWS UNIVERSITY	698	0	0	0	646	0	0	0	0	0	52	0
AQUINAS COLLEGE	751	0	0	0	751	0	0	0	0	0	0	0
BAKER JR COL OF BUSINESS	469	0	0	0	469	0	0	0	0	0	0	0
BAY DE NOC COMMUNITY COL	512	0	0	0	512	0	0	0	0	0	0	0
CALVIN COLLEGE	1,466	0	0	0	1,439	0	0	0	0	0	27	0
CENTRAL MICHIGAN UNIV	6,793	0	0	0	6,793	0	0	0	0	0	0	0
CHARLES STENART MOTT C C	2,003	0	0	0	2,003	0	0	0	0	0	0	0
CLEARY COLLEGE	158	0	0	0	158	0	0	0	0	0	0	0
CONCORDIA COLLEGE	284	0	0	0	284	0	0	0	0	0	0	0
CRANBROOK ACAD OF ART	59	0	0	0	59	0	0	0	0	0	0	0
DAVENPORT COL OF BUSINESS	1,075	0	0	0	1,075	0	0	0	0	0	0	0
DELTA COLLEGE	1,858	0	0	0	1,858	0	0	0	0	0	0	0
DETROIT COL OF BUS ADMIN	955	0	0	0	955	0	0	0	0	0	0	0
DETROIT COL OF LAW	1	0	0	0	1	0	0	0	0	0	0	0
EASTERN MICHIGAN UNIV	4,519	0	0	0	4,341	0	0	123	0	0	55	0
FERRIS STATE COLLEGE	4,017	0	0	0	4,017	0	0	0	0	0	0	0
GLEN OAKS CNTY COLLEGE	134	0	0	0	134	0	0	0	0	0	0	0
GOGEBIC COMMUNITY COLLEGE	348	0	0	0	348	0	0	0	0	0	0	0
GRACE BIBLE COLLEGE	102	0	0	0	102	0	0	0	0	0	0	0
GRAND RAPIDS BAPT COLSEM	378	0	0	0	378	0	0	0	0	0	0	0
GRAND RAPIDS JUNIOR COL	1,885	0	0	0	1,885	0	0	0	0	0	0	0
GRAND VALLEY STATE COLS	3,762	0	0	0	3,762	0	0	0	0	0	0	0
GREAT LAKES BIBLE COLLEGE	120	0	0	0	120	0	0	0	0	0	0	0
HENRY FORD COMMUNITY COL	1,440	0	0	0	1,440	0	0	0	0	0	0	0
HIGHLAND PARK CNTY COL	2,631	0	0	0	2,631	0	0	0	0	0	0	0
HILLSDALE COLLEGE	41	0	0	0	41	0	0	0	0	0	0	0
HOPE COLLEGE	1,049	0	0	0	809	0	0	211	0	0	29	0
HOPE COMMUNITY COLLEGE	583	0	0	0	583	0	0	0	0	0	0	0
JORDAN COLLEGE	639	0	0	0	639	0	0	0	0	0	0	0

SEE FOOTNOTES AT END OF TABLE.

TABLE B-35. -- FEDERAL OBLIGATIONS TO UNIVERSITIES AND COLLEGES,
BY STATE, INSTITUTION, AND AGENCY: FY 1982.

CONTINUED	(DOLLARS IN THOUSANDS)											
STATE & INSTITUTION	TOTAL	USDA	COM	DOD	ED	DOE	EPA	HHS	INT	NASA	NSF	OTHER*
MICHIGAN, CONT'D												
KALAMAZOO COLLEGE	663	0	0	0	663	0	0	0	0	0	0	0
KALAMAZOO VALLEY CMTY COL	629	0	0	0	629	0	0	0	0	0	0	0
KELLOGG COMMUNITY COLLEGE	585	0	0	0	585	0	0	0	0	0	0	0
KENDALL SCHOOL OF DESIGN	149	0	0	0	149	0	0	0	0	0	0	0
KIRTLAND COMMUNITY COL	495	0	0	0	495	0	0	0	0	0	0	0
LAKE MICHIGAN COLLEGE	539	0	0	0	539	0	0	0	0	0	0	0
LAKE SUPERIOR STATE COL	972	0	0	0	972	0	0	0	0	0	0	0
LANSING COMMUNITY COLLEGE	2,504	0	0	0	2,504	0	0	0	0	0	0	0
LAWRENCE INST OF TECH	519	0	0	0	519	0	0	0	0	0	0	0
MADONNA COLLEGE	555	0	0	0	516	0	0	39	0	0	0	0
MARYGROVE COLLEGE	1,356	0	0	0	1,356	0	0	0	0	0	0	0
MERCY COLLEGE OF DETROIT	1,521	0	0	0	1,366	0	0	155	0	0	0	0
MICHIGAN CHRISTIAN COL	280	0	0	0	280	0	0	0	0	0	0	0
MICHIGAN STATE UNIVERSITY	63,792	14,079	83	1,996	12,550	6,972	117	14,182	748	718	8,093	4,254
MICHIGAN TECH UNIVERSITY	5,742	167	0	1,953	1,764	118	299	34	193	174	540	0
MID MICHIGAN CMTY COLLEGE	366	0	0	0	366	0	0	0	0	0	0	0
MONROE COUNTY CMTY COL	188	0	0	0	188	0	0	0	0	0	0	0
MONTCALM COMMUNITY COL	138	0	0	0	138	0	0	0	0	0	0	0
MUSKEGON COMMUNITY COL	661	0	0	0	661	0	0	0	0	0	0	0
MAZARETH COLLEGE	240	0	0	0	178	0	0	62	0	0	0	0
NORTH CENTRAL HIGH COL	239	0	0	0	239	0	0	0	0	0	0	0
NORTHERN MICHIGAN UNIV	4,559	0	0	0	4,543	0	0	0	16	0	0	0
NORTHWESTERN MICHIGAN COL	526	0	0	0	520	0	0	0	0	0	0	0
NORTHWOOD INSTITUTE	503	0	0	0	503	0	0	0	0	0	0	0
OAKLAND COMMUNITY COLLEGE	1,198	0	0	0	1,198	0	0	0	0	0	0	0
OAKLAND UNIVERSITY	3,868	0	0	307	1,804	25	0	1,682	0	0	50	0
OLIVET COLLEGE	611	0	0	0	611	0	0	0	0	0	0	0
REFORMED BIBLE COLLEGE	85	0	0	0	85	0	0	0	0	0	0	0
SACRED HEART SEMINARY COL	16	0	0	0	16	0	0	0	0	0	0	0
SAGINAW VALLEY STATE COL	1,176	0	0	0	1,089	0	0	0	0	0	87	0
SCHOOLCRAFT COLLEGE	435	0	0	0	435	0	0	0	0	0	0	0
SHAM COLLEGE AT DETROIT	1,777	0	0	0	1,777	0	0	0	0	0	0	0
SIENA HEIGHTS COLLEGE	590	0	0	0	590	0	0	0	0	0	0	0
SOCIETY OF ARTS & CRAFTS	293	0	0	0	293	0	0	0	0	0	0	0
SOUTHWESTERN MICHIGAN COL	663	0	0	0	663	0	0	0	0	0	0	0
SPRING ARBOR COLLEGE	898	0	0	0	886	0	0	0	0	0	0	0
ST CLAIR COUNTY CMTY COL	606	0	0	0	606	0	0	0	0	0	0	0
ST MARY'S COL (MICH)	60	0	0	0	60	0	0	0	0	0	0	0
SUOMI COLLEGE	4,775	0	0	0	4,775	0	0	0	0	0	0	0
UNIVERSITY OF DETROIT	3,185	0	0	290	2,714	0	0	126	0	0	55	0
UNIVERSITY OF MICHIGAN	100,432	524	803	7,139	10,445	5,716	1,600	50,392	23	3,987	11,917	7,886
WALSH COL ACCTG&BUS ADMIN	58	0	0	0	58	0	0	0	0	0	0	0
HASHTENAM COMMUNITY COL	897	0	0	0	897	0	0	0	0	0	0	0
WAYNE COUNTY CMTY COLLEGE	10,539	0	0	0	10,539	0	0	0	0	0	0	0
WAYNE STATE UNIVERSITY	22,238	0	0	865	6,842	294	153	12,108	20	56	1,841	59
WEST SHORE COMMUNITY COL	295	0	0	0	295	0	0	0	0	0	0	0
WESTERN MICHIGAN UNIV	5,248	0	0	0	5,107	0	0	127	0	13	0	1
WILLIAM TYNDALE COLLEGE	31	0	0	0	31	0	0	0	0	0	0	0
MINNESOTA, TOTAL												
	148,297	13,131	709	4,425	54,055	3,827	2,299	56,812	466	1,583	10,918	72
ANOKA-RAMSEY CMTY COLLEGE												
	502	0	0	0	502	0	0	0	0	0	0	0
AUGSBURG COLLEGE												
	1,084	0	0	0	1,084	0	0	0	0	0	0	0
AUSTIN CMTY COL (MINN)												
	266	0	0	0	266	0	0	0	0	0	0	0
BEMIDJI STATE UNIVERSITY												
	2,640	0	0	0	2,640	0	0	0	0	0	0	0
BETHANY LUTHERAN COLLEGE												
	142	0	0	0	142	0	0	0	0	0	0	0
BETHEL COLLEGE & SEMINARY												
	1,082	0	0	0	1,082	0	0	0	0	0	0	0
BRAINERD COMMUNITY COL												
	322	0	0	0	322	0	0	0	0	0	0	0
BROWN INSTITUTE												
	32	0	0	0	32	0	0	0	0	0	0	0
CARLETON COLLEGE												
	695	0	0	0	695	0	0	0	0	0	0	0
COLLEGE OF ST BENEDICT												
	1,098	0	0	0	1,098	0	0	0	0	0	0	0
COLLEGE OF ST CATHERINE												
	607	0	0	0	607	0	0	0	0	0	0	0
COLLEGE OF ST SCHOLASTICA												
	710	0	0	0	487	0	0	0	0	0	0	0
COLLEGE OF ST TERESA												
	486	0	0	0	486	0	0	0	0	0	0	0
COLLEGE OF ST THOMAS												
	1,080	0	0	0	1,030	0	0	211	0	0	0	0
CONCORDIA COL MOORHEAD												
	1,320	0	0	0	1,320	0	0	0	0	0	0	0
CONCORDIA COL ST PAUL												
	322	0	0	0	322	0	0	0	0	0	0	0
CROSIER SEMINARY												
	17	0	0	0	17	0	0	0	0	0	0	0
DR MARTIN LUTHER COLLEGE												
	255	0	0	0	255	0	0	0	0	0	0	0
FERGUS FALLS CMTY COLLEGE												
	241	0	0	0	241	0	0	0	0	0	0	0
GOLDEN VALLEY LUTHRAN COL												
	256	0	0	0	256	0	0	0	0	0	0	0
GUSTAVUS ADOLPHUS COLLEGE												
	925	0	0	0	924	0	0	0	0	0	0	0
HAMLINE UNIVERSITY												
	881	0	0	0	881	0	0	0	0	0	0	0
HIBBING COMMUNITY COLLEGE												
	218	0	0	0	218	0	0	0	0	0	0	0
INVER HILLS CMTY COLLEGE												
	361	0	0	0	361	0	0	0	0	0	0	0
ITASCA COMMUNITY COLLEGE												
	299	0	0	0	299	0	0	0	0	0	0	0
LAKENOOD COMMUNITY COL												
	247	0	0	0	247	0	0	0	0	0	0	0
LUTHER THEOL SEMINARY												
	56	0	0	0	56	0	0	0	0	0	0	0
MACALESTER COLLEGE												
	1,051	0	0	0	989	0	0	0	0	0	0	0
MANKATO STATE UNIVERSITY												
	3,333	0	0	0	3,331	0	0	0	0	0	0	0
MEDICAL INSTITUTE OF MINN												
	189	0	0	0	189	0	0	0	0	0	0	0
MESABI COMMUNITY COLLEGE												
	271	0	0	0	271	0	0	0	0	0	0	0
MINNEAPOLIS COMMUNITY COL												
	1,344	0	0	0	1,344	0	0	0	0	0	0	0
MINNESOTA BIBLE COLLEGE												
	46	0	0	0	46	0	0	0	0	0	0	0
MOORHEAD STATE UNIVERSITY												
	2,353	0	0	0	2,353	0	0	0	0	0	0	0
NORMANVILLE COMMUNITY COL												
	410	0	0	0	410	0	0	0	0	0	0	0
NORTH CENTRAL BIBLE COL												
	517	0	0	0	517	0	0	0	0	0	0	0
NORTH HENNEPIN CMTY COL												
	556	0	0	0	556	0	0	0	0	0	0	0
NORTHLAND CMTY COLLEGE												
	237	0	0	0	237	0	0	0	0	0	0	0
NORTHWEST TECHNICAL INST												
	6	0	0	0	6	0	0	0	0	0	0	0
NORTHWESTERN COL (MINN)												
	356	0	0	0	356	0	0	0	0	0	0	0
NORTHWESTERN LUTN THEOL SEM												
	13	0	0	0	13	0	0	0	0	0	0	0
NORTHWESTERN COL OF CHIRO												
	16	0	0	0	16	0	0	0	0	0	0	0
NORTHWESTERN ELECTRON INST												
	225	0	0	0	225	0	0	0	0	0	0	0
RAINY RIVER COMMUNITY COL												
	216	0	0	0	216	0	0	0	0	0	0	0
ROCHESTER COMMUNITY COL												
	470	0	0	0	470	0	0	0	0	0	0	0
SOUTHWEST STATE UNIV												
	901	0	0	0	901	0	0	0	0	0	0	0

SEE FOOTNOTES AT END OF TABLE.

TABLE B-35. -- FEDERAL OBLIGATIONS TO UNIVERSITIES AND COLLEGES,
BY STATE, INSTITUTION, AND AGENCY: FY 1982

CONTINUED		(DOLLARS IN THOUSANDS)										
STATE & INSTITUTION	TOTAL	USDA	COM	DOD	ED	DOE	EPA	HHS	INT	NASA	NSF	OTHER*
MINNESOTA, CONT'D												
ST CLOUD STATE UNIVERSITY	3,070	0	0	0	3,070	0	0	0	0	0	0	0
ST JOHN'S UNIVERSITY	980	0	0	0	980	0	0	0	0	0	0	0
ST MARY'S COLLEGE	697	0	0	0	697	0	0	0	0	0	0	0
ST MARY'S JUNIOR COLLEGE	217	0	0	0	217	0	0	0	0	0	0	0
ST OLAF COLLEGE	1,427	0	0	0	958	0	407	61	0	0	1	0
ST PAUL BIBLE COL	564	0	0	0	564	0	0	0	0	0	0	0
ST PAUL SEMINARY	11	0	0	0	11	0	0	0	0	0	0	0
ST U SYS OF MINN-SYS OFF	626	0	0	0	511	0	0	115	0	0	0	0
UNIVERSITY OF MINNESOTA	109,957	13,131	709	4,425	16,587	3,827	1,681	56,636	466	1,583	10,842	70
VERMILION COMMUNITY COL	388	0	0	0	388	0	0	0	0	0	0	0
HILLMAR COMMUNITY COLLEGE	369	0	0	0	369	0	0	0	0	0	0	0
HINONA STATE UNIVERSITY	1,169	0	0	0	1,169	0	0	0	0	0	0	0
WM MITCHELL COL OF LAW	50	0	0	0	50	0	0	0	0	0	0	0
WORTHINGTON COMMUNITY COL	168	0	0	0	168	0	0	0	0	0	0	0
MISSISSIPPI, TOTAL	88,476	14,802	113	1,942	57,712	2,475	615	8,838	262	431	1,244	42
ALCORN STATE UNIVERSITY	6,510	2,005	0	0	4,271	0	0	234	0	0	0	0
BELHAVEN COLLEGE	293	0	0	0	293	0	0	0	0	0	0	0
BLUE MOUNTAIN COLLEGE	212	0	0	0	212	0	0	0	0	0	0	0
CLARKE COLLEGE (MISS)	80	0	0	0	80	0	0	0	0	0	0	0
COAHOMA JUNIOR COLLEGE	1,866	0	0	0	1,866	0	0	0	0	0	0	0
COPIAH-LINCOLN JR COL	982	0	0	0	982	0	0	0	0	0	0	0
DELTA STATE UNIVERSITY	1,365	120	0	0	1,245	0	0	0	0	0	0	0
EAST CENTRAL JUNIOR COL	351	0	0	0	351	0	0	0	0	0	0	0
EAST MISSISSIPPI JR COL	301	0	0	0	301	0	0	0	0	0	0	0
HINDS JUNIOR COLLEGE	1,378	0	0	0	1,376	0	2	0	0	0	0	0
HOLMES JUNIOR COLLEGE	697	0	0	0	697	0	0	0	0	0	0	0
ITAMAMBA JUNIOR COLLEGE	2,944	0	0	0	2,944	0	0	0	0	0	0	0
JACKSON STATE UNIVERSITY	10,374	31	0	402	8,181	0	14	1,250	0	68	428	0
JONES COUNTY JUNIOR COL	959	0	0	0	959	0	0	0	0	0	0	0
MARY HOLMES COLLEGE	1,215	0	0	0	1,215	0	0	0	0	0	0	0
MERIDIAN JUNIOR COLLEGE	783	0	0	0	783	0	0	0	0	0	0	0
HILLSAPS COLLEGE	1,282	0	0	0	1,282	0	0	0	0	0	0	0
MISS GLF CST JC PERKINSTN	1,908	0	0	0	1,908	0	0	0	0	0	0	0
MISS UNIVERSITY FOR WOMEN	669	0	0	0	632	0	0	0	0	37	0	0
MISS VALLEY STATE UNIV	3,999	0	0	0	3,871	0	28	100	0	0	0	0
MISSISSIPPI COLLEGE	785	0	0	0	785	0	0	0	0	0	0	0
MISSISSIPPI DELTA JR COL	812	0	0	0	812	0	0	0	0	0	0	0
MISSISSIPPI STATE UNIV	21,327	12,451	0	567	4,927	2,240	399	155	112	323	111	42
NORTHEAST MISS JUNIOR COL	1,185	0	0	0	1,185	0	0	0	0	0	0	0
NORTHWEST MISS JUNIOR COL	1,591	0	0	0	1,591	0	0	0	0	0	0	0
PEARL RIVER JUNIOR COL	834	0	0	0	834	0	0	0	0	0	0	0
PHILLIPS COL OF JACKSON	552	0	0	0	552	0	0	0	0	0	0	0
PHILLIPS COLLEGE	671	0	0	0	671	0	0	0	0	0	0	0
RUST COLLEGE	2,095	0	0	0	2,095	0	0	0	0	0	0	0
SOUTHEASTERN BAPTIST COL	14	0	0	0	14	0	0	0	0	0	0	0
SOUTHWEST MISS JUNIOR COL	214	0	0	0	214	0	0	0	0	0	0	0
TOUGALOO COLLEGE	2,253	0	0	0	1,659	15	0	579	0	0	0	0
UNIV OF STRRN MISSISSIPPI	4,883	0	25	249	3,924	195	60	346	0	3	81	0
UNIVERSITY OF MISSISSIPPI	10,394	195	88	724	2,302	25	112	6,174	150	0	624	0
UTICA JUNIOR COLLEGE	1,595	0	0	0	1,595	0	0	0	0	0	0	0
WESLEY COLLEGE	71	0	0	0	71	0	0	0	0	0	0	0
WILLIAM CAREY COLLEGE	850	0	0	0	850	0	0	0	0	0	0	0
WOOD JUNIOR COLLEGE	182	0	0	0	182	0	0	0	0	0	0	0
MISSOURI, TOTAL	156,176	15,452	247	3,851	53,400	1,211	1,125	70,029	1,592	2,339	6,615	315
ASSEMBLIES OF GOD GRAD SC	24	0	0	0	24	0	0	0	0	0	0	0
AVILA COLLEGE	701	0	0	0	618	0	0	83	0	0	0	0
BAPTIST BIBLE COLLEGE	650	0	0	0	650	0	0	0	0	0	0	0
BASIC INSTITUTE OF TECH	118	0	0	0	118	0	0	0	0	0	0	0
CALVARY BIBLE COL	218	0	0	0	218	0	0	0	0	0	0	0
CARDINAL GLENNON COL	25	0	0	0	25	0	0	0	0	0	0	0
CARDINAL NEWMAN COLLEGE	29	0	0	0	29	0	0	0	0	0	0	0
CENTRAL BIBLE COLLEGE	606	0	0	0	606	0	0	0	0	0	0	0
CENTRAL METHODIST COLLEGE	458	0	0	0	458	0	0	0	0	0	0	0
CENTRAL MISSOURI ST UNIV	2,147	0	0	0	2,147	0	0	0	0	0	0	0
CHRIST SEMINARY-SEMEX	15	0	0	0	15	0	0	0	0	0	0	0
CLEVELAND CHIRO COLLEGE	52	0	0	0	52	0	0	0	0	0	0	0
CNTRL CHRISTIAN COL BIBLE	35	0	0	0	35	0	0	0	0	0	0	0
COLUMBIA COLLEGE (MO)	658	0	0	0	658	0	0	0	0	0	0	0
CONCEPTION SEM COLLEGE	50	0	0	0	50	0	0	0	0	0	0	0
CONCORDIA SEMINARY	58	0	0	0	58	0	0	0	0	0	0	0
COTTEY COLLEGE	78	0	0	0	78	0	0	0	0	0	0	0
CROWDER COLLEGE	384	0	0	0	384	0	0	0	0	0	0	0
CULVER-STOCKTON COLLEGE	321	0	0	0	321	0	0	0	0	0	0	0
DRURY COLLEGE	856	0	0	0	841	0	0	15	0	0	0	0
EAST CNTRL MO DIST JR COL	282	0	0	0	282	0	0	0	0	0	0	0
EDEN THEOLOGICAL SEMINARY	10	0	0	0	10	0	0	0	0	0	0	0
EVANGEL COLLEGE	1,096	0	0	0	1,096	0	0	0	0	0	0	0
FONTBONNE COLLEGE	405	0	0	0	405	0	0	0	0	0	0	0
HANNIBAL-LA GRANGE COL	228	0	0	0	228	0	0	0	0	0	0	0
HARRIS STONE STATE COL	652	0	0	0	652	0	0	0	0	0	0	0
JEFFERSON COLLEGE	292	0	0	0	292	0	0	0	0	0	0	0
KANSAS CITY ART INST	329	0	0	0	329	0	0	0	0	0	0	0
KEMPER MILITARY SCH & COL	58	0	0	0	58	0	0	0	0	0	0	0
KIRKSVILLE COL OSTEO MED	1,026	0	0	0	0	0	0	1,026	0	0	0	0
LINCOLN UNIVERSITY (MO)	4,235	2,249	0	0	1,758	0	0	228	0	0	0	0
LOGAN COL OF CHIROPRACTIC	51	0	0	0	51	0	0	0	0	0	0	0
LONGVIEW COMMUNITY COL	254	0	0	0	254	0	0	0	0	0	0	0
MAPLE WOODS COMMUNITY COL	106	0	0	0	106	0	0	0	0	0	0	0
MARYVILLE COL - ST LOUIS	418	0	0	0	418	0	0	0	0	0	0	0
METRO CC ADM CTR SYS OFF	163	0	0	0	163	0	0	0	0	0	0	0
MINERAL AREA COLLEGE	342	0	0	0	342	0	0	0	0	0	0	0
MISSOURI BAPTIST COLLEGE	72	0	0	0	72	0	0	0	0	0	0	0
MISSOURI SOUTHERN ST COL	818	0	0	0	813	0	0	0	0	0	0	0

SEE FOOTNOTES AT END OF TABLE.

TABLE B-35. -- FEDERAL OBLIGATIONS TO UNIVERSITIES AND COLLEGES,
BY STATE, INSTITUTION, AND AGENCY: FY 1982

CONTINUED	(DOLLARS IN THOUSANDS)											
STATE & INSTITUTION	TOTAL	USDA	COM	DOD	ED	DOE	EPA	HHS	INT	NASA	NSF	OTHER*
MISSOURI, CONT'D												
MISSOURI VALLEY COLLEGE	335	0	0	0	335	0	0	0	0	0	0	0
MISSOURI WESTERN ST COL	1,223	0	0	0	1,223	0	0	0	0	0	0	0
MOBERLY AREA JUNIOR COL	117	0	0	0	117	0	0	0	0	0	0	0
NAZARENE THEOLOGICAL SEM	7	0	0	0	7	0	0	0	0	0	0	0
NORTHEAST MISSOURI ST U	1,768	0	0	0	1,768	0	0	0	0	0	0	0
NORTHWEST MISSOURI ST U	1,187	0	0	0	1,187	0	0	0	0	0	0	0
PARK COLLEGE	736	0	0	0	736	0	0	0	0	0	0	0
PIONEER CNTY COLLEGE	9	0	0	0	9	0	0	0	0	0	0	0
ROCKHURST COLLEGE	909	0	0	0	909	0	0	0	0	0	0	0
RUTLEDGE COLLEGE	56	0	0	0	56	0	0	0	0	0	0	0
SAINT LOUIS RABBINICAL C	38	0	0	0	38	0	0	0	0	0	0	0
SCHOOL OF THE OZARKS	989	0	0	54	935	0	0	0	0	0	0	0
SOUTHEAST MISSOURI ST U	2,038	0	0	0	2,002	0	36	0	0	0	0	0
SOUTHWEST BAPTIST COLLEGE	1,131	0	0	0	1,131	0	0	0	0	0	0	0
SOUTHWEST MISSOURI ST U	2,681	0	0	30	2,579	0	0	0	50	0	22	0
ST LOUIS CHRISTIAN COLL	62	0	0	0	62	0	0	0	0	0	0	0
ST LOUIS COL OF PHARMACY	223	0	0	0	223	0	0	0	0	0	0	0
ST LOUIS COMMUNITY COL	4,768	0	0	0	4,768	0	0	0	0	0	0	0
ST LOUIS CONS OF MUSIC	26	0	0	0	26	0	0	0	0	0	0	0
ST LOUIS UNIVERSITY	11,324	60	0	333	2,491	0	0	7,218	224	73	680	245
ST MARY'S COL OF O'FALLON	175	0	0	0	175	0	0	0	0	0	0	0
ST PAUL'S COLLEGE (MO)	55	0	0	0	55	0	0	0	0	0	0	0
STATE FAIR COMMUNITY COL	239	0	0	0	239	0	0	0	0	0	0	0
STEPHENS COLLEGE	206	0	0	0	206	0	0	0	0	0	0	0
TARKIO COLLEGE	779	0	0	0	779	0	0	0	0	0	0	0
THE LINDENWOOD COLLEGES	273	0	0	0	273	0	0	0	0	0	0	0
THREE RIVERS CNTY COLLEGE	533	0	0	0	533	0	0	0	0	0	0	0
TRENTON JUNIOR COLLEGE	110	0	0	0	110	0	0	0	0	0	0	0
UNIV OF HEALTH SCIENCES	584	0	0	0	7	0	0	577	0	0	0	0
UNIV OF MISSOURI COLUMBIA	30,507	13,113	75	1,265	4,859	296	308	8,731	119	173	1,568	0
UNIV OF MISSOURI KAN CITY	3,005	0	0	180	1,684	7	0	1,064	0	0	70	0
UNIV OF MISSOURI ROLLA	4,718	0	0	869	1,315	105	3	83	1,194	318	831	0
UNIV OF MISSOURI ST LOUIS	2,009	0	0	0	1,676	68	0	173	0	23	69	0
UNIV OF MISSOURI SYS OFF	1,309	30	132	0	997	0	0	80	0	0	0	70
WASHINGTON UNIVERSITY	61,541	0	40	1,120	2,993	735	775	50,751	0	1,752	3,375	0
WEBSTER COLLEGE	888	0	0	0	885	0	3	0	0	0	0	0
WESTMINSTER COLLEGE	203	0	0	0	203	0	0	0	0	0	0	0
WILLIAM JEWELL COLLEGE	846	0	0	0	846	0	0	0	0	0	0	0
WILLIAM WOODS COLLEGE	249	0	0	0	249	0	0	0	0	0	0	0
MONTANA, TOTAL	22,329	4,748	0	422	12,030	282	974	1,228	339	107	1,784	415
BLACKFEET COMMUNITY COL	301	0	0	0	301	0	0	0	0	0	0	0
CARROLL COLLEGE	475	0	0	0	465	0	0	10	0	0	0	0
COLLEGE OF GREAT FALLS	375	0	0	0	375	0	0	0	0	0	0	0
DAWSON COMMUNITY COLLEGE	190	0	0	0	190	0	0	0	0	0	0	0
DULL KNIFE MEMORIAL COL	70	0	0	0	70	0	0	0	0	0	0	0
EASTERN MONTANA COLLEGE	1,506	0	0	0	1,506	0	0	0	0	0	0	0
FLATHEAD VALLEY CNTY COL	422	0	0	0	422	0	0	0	0	0	0	0
HILES COMMUNITY COLLEGE	217	0	0	0	217	0	0	0	0	0	0	0
MONT COL MINRL SCI & TECH	770	0	0	0	458	143	0	0	150	0	19	0
MONTANA STATE UNIVERSITY	11,907	4,130	0	422	3,558	117	824	769	122	107	1,443	415
MONTANA U SYS-SYSTEM OFF	132	0	0	0	132	0	0	0	0	0	0	0
NORTHERN MONTANA COLLEGE	591	0	0	0	551	0	40	0	0	0	0	0
ROCKY MOUNTAIN COLLEGE	296	0	0	0	296	0	0	0	0	0	0	0
SALISH KOOTENAI CNTY COL	255	0	0	0	255	0	0	0	0	0	0	0
UNIVERSITY OF MONTANA	4,404	618	0	0	2,816	22	110	449	67	0	322	0
WESTERN MONTANA COLLEGE	418	0	0	0	418	0	0	0	0	0	0	0
NEBRASKA, TOTAL	45,778	7,862	0	758	23,550	423	94	6,913	117	233	1,933	3,895
BELLEVUE COLLEGE	457	0	0	0	457	0	0	0	0	0	0	0
CHADRON STATE COLLEGE	903	0	0	0	903	0	0	0	0	0	0	0
COLLEGE OF ST MARY	631	0	0	0	631	0	0	0	0	0	0	0
CONCORDIA TEACHERS COL	561	0	0	0	561	0	0	0	0	0	0	0
CREIGHTON UNIVERSITY	3,387	0	0	0	1,963	0	0	1,405	0	0	19	0
DANA COLLEGE	367	0	0	0	367	0	0	0	0	0	0	0
DOANE COLLEGE	489	0	0	0	489	0	0	0	0	0	0	0
GRACE COL OF THE BIBLE	109	0	0	0	109	0	0	0	0	0	0	0
HASTINGS COLLEGE	280	0	0	0	280	0	0	0	0	0	0	0
KEARNEY STATE COLLEGE	1,696	0	0	0	1,696	0	0	0	0	0	0	0
MCCOOK COMMUNITY COLLEGE	61	0	0	0	61	0	0	0	0	0	0	0
METRO TECH CNTY COLLEGE	1,150	0	0	0	1,150	0	0	0	0	0	0	0
MID PLAINS CC AREA SYS OFF	1	0	0	0	1	0	0	0	0	0	0	0
MIDLAND LUTHERAN COLLEGE	534	0	0	0	534	0	0	0	0	0	0	0
NEBRASKA CHRISTIAN COL	85	0	0	0	85	0	0	0	0	0	0	0
NEBRASKA INDIAN CNTY COL	203	0	0	0	203	0	0	0	0	0	0	0
NEBRASKA WESLEYAN UNIV	394	0	0	0	394	0	0	0	0	0	0	0
NEBRASKA WESTERN COLLEGE	355	0	0	0	355	0	0	0	0	0	0	0
PERU STATE COLLEGE	548	0	0	0	548	0	0	0	0	0	0	0
PLATTE VALLEY BIBLE COL	6	0	0	0	6	0	0	0	0	0	0	0
S E CNTY COL - LINCOLN	422	0	0	0	422	0	0	0	0	0	0	0
SOUTHEAST CNTY COL MILFRD	278	0	0	0	278	0	0	0	0	0	0	0
STHEAST CNTY COL-FAIRBURY	126	0	0	0	126	0	0	0	0	0	0	0
U NEB CTRL ADMIN SYS OFF	108	7	0	0	101	0	0	0	0	0	0	0
U OF NEB MED CTR AT OMAHA	5,028	0	0	0	763	0	0	4,100	0	0	0	0
UNION COLLEGE (NEB)	865	0	0	0	865	0	0	0	0	0	165	0
UNIV OF NEBRASKA AT OMAHA	2,627	0	0	198	2,334	0	0	95	0	0	0	0
UNIV OF NEBRASKA-LINCOLN	21,651	7,855	0	560	5,412	423	94	1,313	117	233	1,749	3,895
HAYNE STATE COLLEGE	761	0	0	0	761	0	0	0	0	0	0	0
YORK COLLEGE	1,695	0	0	0	1,695	0	0	0	0	0	0	0
NEVADA, TOTAL	13,633	2,304	47	538	3,580	1,512	1,247	1,376	1,329	575	1,122	3
CLARK COUNTY CNTY COLLEGE	587	0	0	0	587	0	0	0	0	0	0	0
DESERT RESEARCH INSTITUTE	920	0	0	0	0	0	0	0	110	303	507	0
NORTHERN NEVADA CNTY COL	48	0	0	0	48	0	0	0	0	0	0	0

SEE FOOTNOTES AT END OF TABLE.

TABLE B-35. -- FEDERAL OBLIGATIONS TO UNIVERSITIES AND COLLEGES, BY STATE, INSTITUTION, AND AGENCY: FY 1982

CONTINUED		(DOLLARS IN THOUSANDS)										
STATE & INSTITUTION	TOTAL	USDA	COM	DOD	ED	DOE	EPA	HHS	INT	NASA	NSF	OTHER*
NEVADA, CONT'D												
SIERRA NEVADA COLLEGE	103	0	0	0	103	0	0	0	0	0	0	0
TRUCKEE MEADOWS CMTY COL	190	0	0	0	190	0	0	0	0	0	0	0
U. OF NEV SYS ADM SYS OFF	789	129	47	0	613	0	0	0	0	0	0	0
UNIV OF NEVADA - RENO	7,728	2,153	0	538	0	1,512	124	1,376	1,195	272	555	3
UNIV OF NEVADA LAS VEGAS	3,175	22	0	0	1,946	0	1,123	0	24	0	60	0
WESTERN NEVADA CMTY COL	93	0	0	0	93	0	0	0	0	0	0	0
NEW HAMPSHIRE, TOTAL	37,575	2,956	131	1,076	17,328	431	363	9,839	110	2,820	2,502	19
CASTLE JUNIOR COLLEGE	13	0	0	0	13	0	0	0	0	0	0	0
COLBY-SANVER COLLEGE	181	0	0	0	181	0	0	0	0	0	0	0
DANIEL WEBSTER COLLEGE	223	0	0	0	223	0	0	0	0	0	0	0
DARTMOUTH COLLEGE	13,476	78	26	562	1,811	103	301	9,166	0	111	1,300	18
FRANKLIN PIERCE COLLEGE	534	0	0	0	534	0	0	0	0	0	0	0
HESSER COLLEGE	459	0	0	0	459	0	0	0	0	0	0	0
KEENE STATE COLLEGE	1,628	0	0	0	1,599	28	1	0	0	0	0	0
MCINTOSH COLLEGE	115	0	0	0	115	0	0	0	0	0	0	0
MOUNT ST MARY COLLEGE	3	0	0	0	0	0	3	0	0	0	0	0
N H VOC TECH C NASHUA	50	0	0	0	50	0	0	0	0	0	0	0
NATHANIEL HANTHORNE COL	209	0	0	0	209	0	0	0	0	0	0	0
NEW ENGLAND COLLEGE	596	0	0	0	596	0	0	0	0	0	0	0
NEW HAMPSHIRE COLLEGE	1,346	0	0	0	1,346	0	0	0	0	0	0	0
NOTRE DAME COLLEGE (NH)	569	0	0	0	569	0	0	0	0	0	0	0
PLYMOUTH ST COL-UNIV N H	1,486	0	0	0	1,486	0	0	0	0	0	0	0
RIVIER COLLEGE	226	0	0	0	226	0	0	0	0	0	0	0
ST ANSELM COLLEGE	2,290	0	0	0	2,220	0	0	70	0	0	0	0
UNIV OF NEW HAMPSHIRE	10,826	2,808	0	514	2,521	300	58	603	110	2,709	1,202	1
UNIV SYS OF N HAMP SYS OF	3,315	70	105	0	3,140	0	0	0	0	0	0	0
WHITE PINES COLLEGE	30	0	0	0	30	0	0	0	0	0	0	0
NEW JERSEY, TOTAL	136,756	6,179	426	8,994	69,287	4,035	608	27,211	167	2,612	17,100	137
ATLANTIC COMMUNITY COL	611	0	0	0	611	0	0	0	0	0	0	0
BERGEN COMMUNITY COLLEGE	1,114	0	0	0	1,114	0	0	0	0	0	0	0
BETH MEDRASH GOVORA	611	0	0	0	611	0	0	0	0	0	0	0
BLOOMFIELD COLLEGE	1,232	0	0	0	1,232	0	0	0	0	0	0	0
BROOKDALE COMMUNITY COL	887	0	0	24	863	0	0	0	0	0	0	0
BURLINGTON COUNTY COLLEGE	730	0	0	0	730	0	0	0	0	0	0	0
CALDWELL COLLEGE	463	0	0	0	463	0	0	0	0	0	0	0
CAMDEN COUNTY COLLEGE	1,315	0	0	0	1,315	0	0	0	0	0	0	0
CENTENARY COLLEGE	249	0	0	0	249	0	0	0	0	0	0	0
COL OF MED & DENT OF N J	14,857	0	0	454	294	0	120	13,348	0	0	641	0
COLLEGE OF ST ELIZABETH	182	0	0	0	182	0	0	0	0	0	0	0
COUNTY COLLEGE OF MORRIS	661	0	0	0	661	0	0	0	0	0	0	0
CUMBERLAND COUNTY COLLEGE	596	0	0	0	596	0	0	0	0	0	0	0
DON BOSCO COLLEGE	28	0	0	0	28	0	0	0	0	0	0	0
DREW UNIVERSITY	643	0	0	0	643	0	0	0	0	0	0	0
ESSEX COUNTY COLLEGE	3,770	0	0	0	3,770	0	0	0	0	0	0	0
FAIRLEIGH DICKINSON UNIV	4,073	0	235	147	3,407	0	0	227	0	0	57	0
FELICIAN COLLEGE (NJ)	134	0	0	0	134	0	0	0	0	0	0	0
GEORGIAN COURT COLLEGE	559	0	0	0	559	0	0	0	0	0	0	0
GLASSBORO STATE COLLEGE	2,868	0	0	0	2,868	0	0	0	0	0	0	0
GLOUCESTER COUNTY COLLEGE	478	0	0	0	478	0	0	0	0	0	0	0
HUDSON CNTY CC COMM	1	0	0	0	1	0	0	0	0	0	0	0
IMMAC CONCEPTION SEM (NJ)	15	0	0	0	15	0	0	0	0	0	0	0
JERSEY CITY STATE COLLEGE	3,073	0	0	0	3,073	0	0	0	0	0	0	0
KEAN COL OF NEW JERSEY	2,218	0	0	0	2,218	0	0	0	0	0	0	0
MERCER COUNTY CMTY COL	1,604	0	0	0	1,604	0	0	0	0	0	0	0
MIDDLESEX COUNTY COLLEGE	963	0	0	0	963	0	0	0	0	0	0	0
MONMOUTH COLLEGE (NJ)	933	0	0	0	933	0	0	0	0	0	0	0
MONTCLAIR STATE COLLEGE	3,254	0	0	0	3,098	0	0	0	0	0	96	0
N J INST OF TECHNOLOGY	508	0	9	0	0	12	145	84	0	0	255	3
NORTHEASTERN BIBLE COL	119	0	0	0	119	0	0	0	0	0	0	0
OCEAN COUNTY COLLEGE	676	0	0	0	676	0	0	0	0	0	0	0
PASSAIC COUNTY CMTY COL	1,973	0	0	0	1,973	0	0	0	0	0	0	0
PRINCETON THEOL SEM	54	0	0	0	54	0	0	0	0	0	0	0
PRINCETON UNIVERSITY	29,595	72	107	4,355	3,562	3,476	0	5,186	0	2,483	10,354	0
RABBINICAL C OF AMERICA	283	0	0	0	283	0	0	0	0	0	0	0
RAMAPO COLLEGE OF N J	1,271	0	0	0	1,271	0	0	0	0	0	0	0
RIDER COLLEGE	1,247	0	0	0	1,247	0	0	0	0	0	0	0
RUTGERS THE ST UNIV OF NJ	35,023	6,107	75	1,558	13,239	462	199	7,705	167	74	5,355	82
SALEM COMMUNITY COLLEGE	352	0	0	0	352	0	0	0	0	0	0	0
SETON HALL UNIVERSITY	3,276	0	0	0	2,677	0	144	351	0	0	104	0
SOMERSET COUNTY COLLEGE	208	0	0	0	208	0	0	0	0	0	0	0
ST PETER'S COLLEGE	1,881	0	0	0	1,881	0	0	0	0	0	0	0
STEVENS INSTITUTE OF TECH	4,333	0	0	2,456	1,329	85	0	129	0	55	232	47
STOCKTON STATE COLLEGE	1,317	0	0	0	1,317	0	0	0	0	0	0	0
TALMUDICAL INST CTRL JERS	52	0	0	0	52	0	0	0	0	0	0	0
TRENTON STATE COLLEGE	2,128	0	0	0	2,002	0	0	121	0	0	0	5
UNION COLLEGE (NJ)	951	0	0	0	951	0	0	0	0	0	0	0
UPSALA COLLEGE	1,268	0	0	0	1,268	0	0	0	0	0	0	0
WESTMINSTER CHOIR COL	207	0	0	0	207	0	0	0	0	0	0	0
WILLIAM PATERSON COLLEGE	1,912	0	0	0	1,906	0	0	0	0	0	6	0
NEW MEXICO, TOTAL	97,917	4,498	75	50,601	23,177	2,657	357	9,997	297	2,668	2,506	1,084
COLLEGE OF SANTA FE	1,582	0	0	0	1,421	0	0	161	0	0	0	0
EASTERN NEW MEXICO UNIV	3,005	0	0	35	2,970	0	0	0	0	0	0	0
INST OF AMER INDIAN ARTS	56	0	0	0	56	0	0	0	0	0	0	0
N MEX INST MINING & TECH	4,440	0	0	3,003	607	213	0	0	150	44	423	0
NEW MEXICO HIGHLANDS UNIV	2,914	0	0	0	2,444	0	0	470	0	0	0	0
NEW MEXICO JUNIOR COLLEGE	58	0	0	0	58	0	0	0	0	0	0	0
NEW MEXICO MILITARY INST	202	0	0	0	202	0	0	0	0	0	0	0
NEW MEXICO STATE UNIV	47,281	4,469	0	31,251	5,336	1,046	303	898	110	1,986	800	1,082
NORTH N MEX CMTY COL	701	0	0	0	666	35	0	0	0	0	0	0
UNIV OF ALBUQUERQUE	1,716	0	0	0	1,640	0	0	76	0	0	0	0
UNIVERSITY OF NEW MEXICO	35,320	29	75	16,312	7,135	1,363	54	8,392	37	638	1,283	2

SEE FOOTNOTES AT END OF TABLE.

TABLE B-35. -- FEDERAL OBLIGATIONS TO UNIVERSITIES AND COLLEGES,
BY STATE, INSTITUTION, AND AGENCY: FY 1982

CONTINUED		(DOLLARS IN THOUSANDS)										
STATE & INSTITUTION	TOTAL	USDA	COM	DOD	ED	DOE	EPA	HHS	INT	NASA	NSF	OTHER*
NEW MEXICO, CONT'D												
WESTERN NEW MEXICO UNIV	642	0	0	0	642	0	0	0	0	0	0	0
NEW YORK, TOTAL												
	817,297	18,124	1,249	46,437	276,099	31,081	5,773	335,151	1,217	9,662	90,960	1,544
ACADEMY OF AERONAUTICS	1,177	0	0	0	1,177	0	0	0	0	0	0	0
ADELPHI UNIVERSITY	2,810	0	0	0	2,810	0	0	325	0	0	77	0
ALBANY BUSINESS COLLEGE	524	0	0	0	524	0	0	0	0	0	0	0
ALBANY COL OF PHARMACY	259	0	0	0	259	0	0	0	0	0	0	0
ALBANY LAW SCHOOL	16	0	0	0	16	0	0	0	0	0	0	0
ALBANY MEDICAL COLLEGE	8,268	0	0	817	24	0	154	7,273	0	0	0	0
ALFRED UNIVERSITY	942	0	0	0	888	0	0	0	0	0	54	0
AMERICAN ACAD DRAM ARTS	219	0	0	0	219	0	0	0	0	0	0	0
BANK STREET COL OF ED	2,590	0	0	0	2,590	0	0	0	0	0	0	0
BARD COLLEGE	492	0	0	0	492	0	0	0	0	0	0	0
BARNARD COLLEGE	1,196	0	0	0	921	0	0	269	0	0	6	0
BERKELEY SCHOOL - N YORK	451	0	0	0	451	0	0	0	0	0	0	0
BETH H S YOSHER INSTITUTE	62	0	0	0	62	0	0	0	0	0	0	0
BETH HATALMUD COL	70	0	0	0	70	0	0	0	0	0	0	0
BETH JACOB HEBR TCHRS COL	871	0	0	0	871	0	0	0	0	0	0	0
BORICUA COLLEGE	1,205	0	0	0	1,205	0	0	0	0	0	0	0
BROOKLYN LAW SCHOOL	8	0	0	0	8	0	0	0	0	0	0	0
BRYANT-STRATTON BUS INST	174	0	0	0	174	0	0	0	0	0	0	0
CANISIUS COLLEGE	1,812	0	0	0	1,797	0	0	0	0	0	0	15
CATHEDRAL COL IMMAC CONCP	50	0	0	0	50	0	0	0	0	0	0	0
CAYUGA COUNTY CMTY COL	711	0	0	0	711	0	0	0	0	0	0	0
CAZENOVIA COLLEGE	418	0	0	0	418	0	0	0	0	0	0	0
CEN YESH TOM THIMIM LUBUZ	321	0	0	0	321	0	0	0	0	0	0	0
CENTRAL CITY BUS INST	516	0	0	0	516	0	0	0	0	0	0	0
CLARKSON COLLEGE OF TECH	3,362	0	0	457	1,174	188	100	58	0	304	1,081	0
COL OF INSURANCE	85	0	0	0	85	0	0	0	0	0	0	0
COL OF MOUNT ST VINCENT	503	0	0	0	490	0	0	13	0	0	0	0
COLGATE UNIVERSITY	847	0	0	0	769	0	0	0	0	0	78	0
COLLEGE FOR HUMAN SERVICE	784	0	0	0	753	0	0	31	0	0	0	0
COLLEGE OF NEW ROCHELLE	4,001	0	0	0	4,001	0	0	0	0	0	0	0
COLLEGE OF ST ROSE	590	0	0	0	590	0	0	0	0	0	0	0
COLUMBIA U TEACHERS COL	2,313	0	0	0	1,630	0	0	549	0	0	134	0
COLUMBIA UNIV MAIN DIV	97,892	0	0	6,994	184	5,375	0	61,632	712	1,983	20,474	538
COLUMBIA UNIV SYS OFF	7,516	0	382	0	6,550	0	349	135	0	0	0	100
CONCORDIA COLLEGE (NY)	239	0	0	0	239	0	0	0	0	0	0	0
COOPER UNION	136	0	0	0	64	35	0	0	0	37	0	0
CORNELL UNIVERSITY	107,846	17,226	97	7,677	8,594	2,719	1,452	35,434	381	2,013	32,178	75
CULINARY INST OF AMERICA	768	0	0	0	768	0	0	0	0	0	0	0
CUNY BERNARD BARUCH COL	754	0	0	0	623	0	0	74	0	0	57	0
CUNY BORO OF MAN CMTY COL	7	0	0	0	7	0	0	0	0	0	0	0
CUNY BRONX CMTY COLLEGE	405	0	0	0	8	0	0	397	0	0	0	0
CUNY BROOKLYN COLLEGE	824	0	0	0	13	232	0	309	20	15	235	0
CUNY CENTRAL SYS OFF	48,262	0	0	0	48,064	0	0	0	0	0	198	0
CUNY CITY COLLEGE	6,055	0	0	1,106	384	923	0	2,110	0	375	1,157	0
CUNY COL STATEN ISLAND	95	0	0	0	0	0	0	73	0	0	22	0
CUNY GRAD SCH & UNIV CTR	1,708	0	0	0	35	0	0	1,124	0	229	320	0
CUNY HUNTER COLLEGE	3,112	0	0	0	144	0	0	2,494	0	92	382	0
CUNY JHN JAY COL CRIM JUS	5	0	0	0	5	0	0	0	0	0	0	0
CUNY KINGSBORO CMTY COL	4	0	0	0	4	0	0	0	0	0	0	0
CUNY LAGUARDIA CMTY COL	5	0	0	0	5	0	0	0	0	0	0	0
CUNY LEHMAN COLLEGE	306	0	0	0	3	0	0	177	0	0	126	0
CUNY MEDGAR EVERS COLLEGE	459	0	0	0	317	0	0	142	0	0	0	0
CUNY MT SINAI SCH OF MED	22,617	0	0	0	24	0	136	22,022	0	0	435	0
CUNY NY CITY TECH COL	360	0	0	0	360	0	0	0	0	0	0	0
CUNY QUEENS COLLEGE	972	0	0	0	0	81	0	645	0	0	246	0
CUNY QUEENSBORO CMTY COL	90	0	0	0	0	0	0	0	0	90	0	0
CUNY YORK COLLEGE	680	0	0	0	299	0	0	381	0	0	0	0
D'YOUVILLE COLLEGE	1,074	0	0	0	1,052	0	0	0	0	0	0	0
DAEMEN COLLEGE	1,603	0	0	0	1,603	0	0	22	0	0	0	0
DOMINICAN COL OF BLAUVELT	173	0	0	0	173	0	0	0	0	0	0	0
DOWLING COLLEGE	1,180	0	0	0	1,180	0	0	0	0	0	0	0
ELIZABETH SETON COLLEGE	956	0	0	0	956	0	0	0	0	0	0	0
ELMIRA COLLEGE	776	0	0	0	662	0	0	114	0	0	0	0
ERIE CMTY COL SOUTH CAM	726	0	0	0	726	0	0	0	0	0	0	0
FIVE TOWNS COLLEGE	211	0	0	0	211	0	0	0	0	0	0	0
FORDHAM UNIVERSITY	3,872	0	0	0	2,946	0	0	875	0	0	51	0
FRIENDS WORLD COLLEGE	125	0	0	0	125	0	0	0	0	0	0	0
GRUSS GIRLS SEMINARY	330	0	0	0	330	0	0	0	0	0	0	0
HADAR H RABBINICAL SEM	271	0	0	0	271	0	0	0	0	0	0	0
HAMILTON COLLEGE	570	0	0	0	535	0	0	0	0	0	35	0
HARTWICK COLLEGE	546	0	0	0	546	0	0	0	0	0	0	0
HILBERT COLLEGE	439	0	0	0	439	0	0	0	0	0	0	0
HOBART-WM SMITH COLLEGES	529	0	0	0	529	0	0	0	0	0	0	0
HOFSTRA UNIVERSITY	3,054	15	0	0	2,933	0	0	0	0	31	75	0
HOUGHTON COLLEGE	673	0	0	0	673	0	0	0	0	0	0	0
INTERBORO INSTITUTE	930	0	0	0	930	0	0	0	0	0	0	0
IONA COLLEGE	1,699	0	0	0	1,699	0	0	0	0	0	0	0
ITHACA COLLEGE	1,296	0	0	0	1,221	0	0	0	0	0	75	0
JAMESTOWN BUS COLLEGE	173	0	0	0	173	0	0	0	0	0	0	0
JEWISH THEOL SEM OF AMER	20	0	0	0	20	0	0	0	0	0	0	0
JULLIARD SCHOOL	393	0	0	0	393	0	0	0	0	0	0	0
KEHILATH YAKOV RAB SEM	134	0	0	0	134	0	0	0	0	0	0	0
KEUKA COLLEGE	481	0	0	0	481	0	0	0	0	0	0	0
KING'S COLLEGE (NY)	583	0	0	0	583	0	0	0	0	0	0	0
LE MOYNE COLLEGE	1,017	0	0	0	1,017	0	0	0	0	0	0	0
LI SEM JEM STUD WOMEN	39	0	0	0	39	0	0	0	0	0	0	0
LONG ISLAND UNIVERSITY	7,861	0	0	0	7,699	0	0	162	0	0	0	0
MACHZIKEI HADATH RAB COL	88	0	0	0	88	0	0	0	0	0	0	0
MALCOLM KING COLLEGE	1	0	0	0	1	0	0	0	0	0	0	0
MANHATTAN COLLEGE	1,676	0	65	0	1,008	0	537	66	0	0	0	0
MANHATTAN SCH OF MUSIC	176	0	0	0	176	0	0	0	0	0	0	0
MANHATTANVILLE COLLEGE	551	0	0	0	551	0	0	0	0	0	0	0
MANNES COL OF MUSIC	97	0	0	0	97	0	0	0	0	0	0	0

SEE FOOTNOTES AT END OF TABLE.

TABLE B-35. -- FEDERAL OBLIGATIONS TO UNIVERSITIES AND COLLEGES,
BY STATE, INSTITUTION, AND AGENCY: FY 1982

CONTINUED	(DOLLARS IN THOUSANDS)											
STATE & INSTITUTION	TOTAL	USDA	COM	DOD	ED	DOE	EPA	HHS	INT	NASA	NSF	OTHER*
NEW YORK, CONT'D												
MARIA COLLEGE OF ALBANY	218	0	0	0	218	0	0	0	0	0	0	0
MARIA REGINA COLLEGE	111	0	0	0	111	0	0	0	0	0	0	0
MARIST COLLEGE	2,475	0	0	0	2,475	0	0	0	0	0	0	0
MARYMOUNT COLLEGE (NY)	703	0	0	0	703	0	0	0	0	0	0	0
MARYMOUNT MANHATTAN COL	1,603	0	0	0	1,603	0	0	0	0	0	0	0
MATER DEI COLLEGE	241	0	0	0	241	0	0	0	0	0	0	0
MEDAILLE COLLEGE	757	0	0	0	757	0	0	0	0	0	0	0
MERCY COLLEGE	4,575	0	0	0	4,575	0	0	0	0	0	0	0
MES TOR VODATH RABIN SEM	156	0	0	0	156	0	0	0	0	0	0	0
MESIVTA ESTN PKMY RAB SEM	77	0	0	0	77	0	0	0	0	0	0	0
MESIVTHA TIFERETH JERU AM	102	0	0	0	102	0	0	0	0	0	0	0
MIRRRER YESHIVA CENT INST	379	0	0	0	379	0	0	0	0	0	0	0
MOLLOY COLLEGE	387	0	0	0	376	0	0	11	0	0	0	0
MONROE BUSINESS INSTITUTE	2,459	0	0	0	2,459	0	0	0	0	0	0	0
MOUNT ST MARY COLLEGE	518	0	0	0	518	0	0	0	0	0	0	0
N Y COL OF PODIATRIC MED	270	0	0	0	8	0	0	262	0	0	0	0
NAZARETH COL OF ROCHESTER	667	0	0	0	667	0	0	0	0	0	0	0
NEW SCH FOR SOC RESEARCH	579	0	0	0	517	0	0	43	0	0	19	0
NEW YORK CHIROPRACTIC COL	94	0	0	0	94	0	0	0	0	0	0	0
NEW YORK INST TECHNOLOGY	3,496	0	0	100	3,006	0	0	294	0	0	0	96
NEW YORK LAW SCHOOL	141	0	0	0	141	0	0	0	0	0	0	0
NEW YORK MEDICAL COLLEGE	5,463	0	0	0	13	113	0	5,307	0	0	30	0
NEW YORK UNIVERSITY	57,351	0	50	3,693	10,022	4,320	1,265	33,422	0	525	4,054	0
NIAGARA UNIVERSITY	1,910	0	0	0	1,843	0	0	67	0	0	0	0
NY ST CERAMICS-ALFRED U	1	0	0	0	1	0	0	0	0	0	0	0
NYACK COLLEGE	311	0	0	0	311	0	0	0	0	0	0	0
OMR HAMEIR THEOL SEM	30	0	0	0	30	0	0	0	0	0	0	0
OLEAN BUSINESS INSTITUTE	117	0	0	0	117	0	0	0	0	0	0	0
PACE UNIVERSITY	4,067	0	0	0	3,983	0	0	84	0	0	0	0
PAUL SMITH'S COL ARTS SCI	408	0	0	0	408	0	0	0	0	0	0	0
POLYTECHNIC INST OF N Y	5,679	0	0	2,521	1,528	165	55	125	0	167	920	198
POWELSON BUSINESS INST	538	0	0	0	538	0	0	0	0	0	0	0
PRATT INSTITUTE	2,418	0	0	0	2,418	0	0	0	0	0	0	0
RAB COL BOBOVER YESHIVA	406	0	0	0	406	0	0	0	0	0	0	0
RAB SEM BETH HITZCHOK	65	0	0	0	65	0	0	0	0	0	0	0
RABB COL OF KAMENITZ YESH	44	0	0	0	44	0	0	0	0	0	0	0
RABBINICAL C BETH SHRAGA	37	0	0	0	37	0	0	0	0	0	0	0
RABBINICAL COLLEGE L I	74	0	0	0	74	0	0	0	0	0	0	0
RABBINICAL SEM MKOR CHAIM	61	0	0	0	61	0	0	0	0	0	0	0
RABBINICAL SEM OF AMERICA	88	0	0	0	88	0	0	0	0	0	0	0
RABBINICAL SEM OF MUNKACS	714	0	0	0	714	0	0	0	0	0	0	0
RABBINICAL ACAD M R BERLIN	617	0	0	0	617	0	0	0	0	0	0	0
RABBINICAL COL CHSAN SOFER	130	0	0	0	130	0	0	0	0	0	0	0
RABBINICAL SEM ADAS YEREIM	118	0	0	0	118	0	0	0	0	0	0	0
RENSELAER POLYTECH INST	15,228	49	50	3,369	2,486	1,522	251	1,915	0	1,487	3,868	231
RIKA BREUER TCHRS SEM	32	0	0	0	32	0	0	0	0	0	0	0
ROBERTS WESLEYAN COLLEGE	442	0	0	0	431	0	0	11	0	0	0	0
ROCHESTER INST TECHNOLOGY	3,672	0	25	209	3,411	0	0	0	2	25	0	0
ROCKEFELLER UNIVERSITY	22,920	50	0	0	0	900	0	20,082	0	189	1,699	0
RUSSELL SAGE COLLEGE	1,436	0	0	0	1,310	0	1	125	0	0	0	0
SARA SCHENIRER TCHRS SEM	73	0	0	0	73	0	0	0	0	0	0	0
SARAH LAWRENCE COLLEGE	243	0	0	0	243	0	0	0	0	0	0	0
SCHOOL OF VISUAL ARTS	1,311	0	0	0	1,311	0	0	0	0	0	0	0
SH'OR YOSHUV RABBINICAL C	89	0	0	0	89	0	0	0	0	0	0	0
SIENA COLLEGE	952	0	0	0	915	0	0	0	0	0	37	0
SKIDMORE COLLEGE	827	0	0	0	827	0	0	0	0	0	0	0
ST BONAVENTURE UNIVERSITY	578	0	0	0	578	0	0	0	0	0	0	0
ST FRANCIS COLLEGE (NY)	1,210	0	0	0	1,210	0	0	0	0	0	0	0
ST JOHN FISHER COLLEGE	854	0	0	0	745	109	0	0	0	0	0	0
ST JOHN'S UNIVERSITY (NY)	4,761	0	0	0	4,687	0	0	13	0	0	61	0
ST JOSEPH'S COLLEGE	481	0	0	0	481	0	0	0	0	0	0	0
ST LAWRENCE UNIVERSITY	707	0	0	0	707	0	0	0	0	0	0	0
ST THOMAS AQUINAS COLLEGE	391	0	0	0	391	0	0	0	0	0	0	0
STENOTYPE INSTITUTE	195	0	0	0	195	0	0	0	0	0	0	0
SUFFOLK CO CC EASTERN CAM	1	0	0	0	1	0	0	0	0	0	0	0
SUFFOLK CO CC WESTERN CAM	1	0	0	0	1	0	0	0	0	0	0	0
SUNY ADIRONDACK CMTY COL	588	0	0	0	588	0	0	0	0	0	0	0
SUNY AG & TECH ALFRED	352	0	0	0	352	0	0	0	0	0	0	0
SUNY AG & TECH CANTON	319	0	0	0	319	0	0	0	0	0	0	0
SUNY AG & TECH COBLESKILL	144	0	0	0	144	0	0	0	0	0	0	0
SUNY AG & TECH DELHI	218	0	0	0	218	0	0	0	0	0	0	0
SUNY AG & TECH FARMINGDALE	969	0	0	0	969	0	0	0	0	0	0	0
SUNY AG & TECH MORRISVILLE	116	0	0	0	116	0	0	0	0	0	0	0
SUNY AT ALBANY	33,848	444	528	3,132	22,176	361	532	3,159	92	312	2,876	236
SUNY AT BINGHAMTON	2,978	0	0	99	535	85	0	1,648	0	162	449	0
SUNY AT BUFFALO	19,586	0	0	426	1,422	206	0	13,775	0	383	3,374	0
SUNY AT STONY BROOK	26,381	0	0	71	1,455	2,092	0	14,490	0	781	7,492	0
SUNY BROOME CMTY COL	1,129	0	0	0	1,129	0	0	0	0	0	0	0
SUNY CLINTON CMTY COLLEGE	364	0	0	0	364	0	0	0	0	0	0	0
SUNY CMTY COL FINGER LAKE	783	0	0	0	783	0	0	0	0	0	0	0
SUNY COL AT OLD NESTBURY	740	0	0	0	462	0	0	272	0	0	6	0
SUNY COL OF ENV SCI & FOR	654	0	0	0	1	0	0	437	0	0	216	0
SUNY COLLEGE AT PURCHASE	709	0	0	0	504	0	0	156	0	49	0	0
SUNY COLLEGE BROCKPORT	1,057	0	0	0	1,026	0	0	0	0	0	31	0
SUNY COLLEGE BUFFALO	1,018	0	0	0	839	0	0	129	0	0	50	0
SUNY COLLEGE CORTLAND	449	0	0	0	432	0	0	17	0	0	0	0
SUNY COLLEGE FREDONIA	273	0	0	0	273	0	0	0	0	0	0	0
SUNY COLLEGE GENESEO	502	0	0	0	502	0	0	0	0	0	0	0
SUNY COLLEGE NEW PALTZ	628	0	0	0	596	0	0	0	0	0	32	0
SUNY COLLEGE ONEONTA	603	0	0	0	548	0	0	0	0	55	0	0
SUNY COLLEGE OSHEGO	337	0	0	0	304	0	0	27	6	0	0	0
SUNY COLLEGE PLATTSBURGH	817	0	0	0	627	0	50	134	0	0	6	0
SUNY COLLEGE POTSDAM	247	0	0	0	247	0	0	0	0	0	0	0
SUNY COLLEGE UTICA ROME	144	0	0	0	144	0	0	0	0	0	0	0
SUNY COLUMBIA GREENE COL	383	0	0	0	383	0	0	0	0	0	0	0
SUNY CORNING CMTY COLLEGE	1,281	0	0	0	1,281	0	0	0	0	0	0	0
SUNY DOWNSTATE MED CTR	8,787	0	0	68	314	0	0	8,299	0	50	56	0

SEE FOOTNOTES AT END OF TABLE.

TABLE B-35. -- FEDERAL OBLIGATIONS TO UNIVERSITIES AND COLLEGES,
BY STATE, INSTITUTION, AND AGENCY: FY 1982

CONTINUED.

(DOLLARS IN THOUSANDS)

STATE & INSTITUTION	TOTAL	USDA	COM	DOD	ED	DOE	EPA	HHS	INT	NASA	NSF	OTHER*
NEW YORK, CONT'D												
SUNY DUTCHESS CNTY COL	947	0	0	0	947	0	0	0	0	0	0	0
SUNY EMPIRE STATE COLLEGE	1	0	0	0	1	0	0	0	0	0	0	0
SUNY ERIE CC NORTH CAM	2,593	0	0	0	2,593	0	0	0	0	0	0	0
SUNY FULTON MONT CNTY COL	583	0	0	0	583	0	0	0	0	0	0	0
SUNY GENESEE CNTY COLLEGE	1,053	0	0	0	1,053	0	0	0	0	0	0	0
SUNY HERKIMER CO CNTY COL	595	0	0	0	595	0	0	0	0	0	0	0
SUNY HUDSON VAL CNTY COL	1,543	0	0	0	1,543	0	0	0	0	0	0	0
SUNY JAMESTOWN CNTY COL	952	0	0	0	952	0	0	0	0	0	0	0
SUNY JEFFERSON CNTY COL	606	0	0	23	583	0	0	0	0	0	0	0
SUNY MARITIME COLLEGE	13	0	0	0	13	0	0	0	0	0	0	0
SUNY MOHAWK VAL CNTY COL	1,888	0	0	0	1,888	0	0	0	0	0	0	0
SUNY MONROE CNTY COLLEGE	1,786	0	0	0	1,786	0	0	0	0	0	0	0
SUNY NASSAU CNTY COLLEGE	2,353	0	0	0	2,353	0	0	0	0	0	0	0
SUNY NIAGARA CTY CNTY COL	1,097	0	0	0	1,097	0	0	0	0	0	0	0
SUNY NORTH CNTY CNTY COL	522	0	0	0	522	0	0	0	0	0	0	0
SUNY ONONDAGA CNTY COL	1,399	0	0	0	1,399	0	0	0	0	0	0	0
SUNY ORANGE CNTY CNTY COL	1,119	0	0	0	1,119	0	0	0	0	0	0	0
SUNY ROCKLAND CNTY COL	1,954	0	0	0	1,954	0	0	0	0	0	0	0
SUNY SCHENECTADY CNTY CC	590	0	0	0	590	0	0	0	0	0	0	0
SUNY ST COL OF OPTOMETRY	183	0	0	0	47	0	0	136	0	0	0	0
SUNY SUFFOLK CO CNTY COL	4,373	0	0	0	4,373	0	0	0	0	0	0	0
SUNY SULLIVAN CO CNTY COL	613	0	0	0	613	0	0	0	0	0	0	0
SUNY SYSTEM OFFICE	402	0	0	0	50	2	0	316	0	0	30	0
SUNY TOMPKINS CORTLAND CC	994	0	0	0	958	0	0	36	0	0	0	0
SUNY ULSTER CNTY CNTY COL	911	0	0	0	911	0	0	0	0	0	0	0
SUNY UPSTATE MEDICAL CTR	5,605	0	0	0	0	0	0	5,503	0	0	102	0
SUNY WESTCHESTER CNTY COL	1,535	0	0	0	1,535	0	0	0	0	0	0	0
SYRACUSE UNIVERSITY	18,283	247	0	1,692	9,089	470	297	4,246	0	129	2,098	15
TALMUDICAL INST OHOL TORA	243	0	0	0	243	0	0	0	0	0	0	0
TALMUDICAL INST UPST N Y	15	0	0	0	15	0	0	0	0	0	0	0
TOBE-COBURN SCH FASH CAR	26	0	0	0	26	0	0	0	0	0	0	0
TOURO COLLEGE	1,471	0	0	0	1,471	0	0	0	0	0	0	0
TROCAIRE COLLEGE	538	0	0	0	538	0	0	0	0	0	0	0
UNION COLLEGE (NY)	693	0	0	0	545	0	85	0	0	0	63	0
UNION THEOL SEMINARY (NY)	79	0	0	0	79	0	0	0	0	0	0	0
UNIVERSITY OF ROCHESTER	67,447	93	52	13,682	2,975	11,150	507	33,830	0	179	4,979	0
UTICA SCHOOL OF COMMERCE	212	0	0	0	212	0	0	0	0	0	0	0
VASSAR COLLEGE	1,340	0	0	0	1,126	35	0	179	0	0	0	0
VILLA MARIA COL BUFFALO	404	0	0	0	404	0	0	0	0	0	0	0
WADHAMS HALL	31	0	0	0	31	0	0	0	0	0	0	0
WAGNER COLLEGE	789	0	0	0	777	0	0	12	0	0	0	0
WEBB INST OF NAVAL ARCH	112	0	0	72	0	0	0	0	0	0	0	0
HELLS COLLEGE	321	0	0	0	321	0	0	0	0	0	0	0
WESTCHESTER BUSINESS COL	391	0	0	0	391	0	0	0	0	0	0	0
YESHIVA KRIN STLN BETH	123	0	0	0	123	0	0	0	0	0	0	0
YESHIVA OF NITRA RABBIN C	71	0	0	0	71	0	0	0	0	0	0	0
YESHIVA SHAAR HATORAH ITR	37	0	0	0	37	0	0	0	0	0	0	0
YESHIVA UNIVERSITY	51,911	0	0	229	1,083	0	0	49,683	0	0	916	0
NORTH CAROLINA, TOTAL												
	245,738	21,424	659	7,876	88,142	3,901	8,563	101,247	163	1,308	11,744	711
AMSON TECHNICAL COLLEGE												
AMSON TECHNICAL COLLEGE	33	0	0	0	33	0	0	0	0	0	0	0
APPALACHIAN ST UNIVERSITY	2,438	0	0	0	2,413	0	0	0	0	0	25	0
ASHEBORO COLLEGE	42	0	0	0	42	0	0	0	0	0	0	0
ATLANTIC CHRISTIAN COL	1,087	0	0	0	1,087	0	0	0	0	0	0	0
BARBER-SCOTIA COLLEGE	824	0	0	0	824	0	0	0	0	0	0	0
BELMONT ABBEY COLLEGE	311	0	0	0	311	0	0	0	0	0	0	0
BENNETT COLLEGE (NC)	755	0	0	0	755	0	0	0	0	0	0	0
BLADEN TECHNICAL INST	161	0	0	0	161	0	0	0	0	0	0	0
BLANTON'S COLLEGE	145	0	0	0	145	0	0	0	0	0	0	0
BLUE RIDGE TECHNICAL COL	72	0	0	0	72	0	0	0	0	0	0	0
BREVARD COLLEGE	217	0	0	0	217	0	0	0	0	0	0	0
CALDWELL CC AND TECH INST	160	0	0	0	160	0	0	0	0	0	0	0
CAMPBELL UNIVERSITY	893	0	0	0	893	0	0	0	0	0	0	0
CAPE FEAR TECHNICAL INST	247	0	0	0	247	0	0	0	0	0	0	0
CARTERET TECH COLLEGE	83	0	0	0	83	0	0	0	0	0	0	0
CATAWBA COLLEGE	330	0	0	0	330	0	0	0	0	0	0	0
CATAWBA VALLEY TECH COL	81	0	0	0	81	0	0	0	0	0	0	0
CECILS JUNIOR COLLEGE	147	0	0	0	147	0	0	0	0	0	0	0
CENTRAL PIEDMONT CNTY COL	770	0	0	0	770	0	0	0	0	0	0	0
CHOWAN COLLEGE	900	0	0	0	900	0	0	0	0	0	0	0
CLEVELAND TECHNICAL COL	238	0	0	0	238	0	0	0	0	0	0	0
COASTAL CAROLINA CNTY COL	252	0	0	0	252	0	0	0	0	0	0	0
COLLEGE OF THE ALBEMARLE	500	0	0	0	500	0	0	0	0	0	0	0
CRAVEN COMMUNITY COLLEGE	345	0	0	0	345	0	0	0	0	0	0	0
DAVIDSON COLLEGE	321	0	0	0	284	0	0	0	0	0	37	0
DAVIDSON COUNTY CNTY COL	139	0	0	0	139	0	0	0	0	0	0	0
DUKE UNIVERSITY	60,460	204	108	2,933	2,541	2,222	1,572	45,690	0	234	4,923	33
DURHAM TECHNICAL INST	280	0	0	0	280	0	0	0	0	0	0	0
EAST CAROLINA UNIVERSITY	4,362	10	24	90	2,785	0	0	1,288	3	0	1	0
EDGEcombe TECHNICAL COLL	185	0	0	0	185	0	0	0	0	0	0	0
ELIZABETH CITY STATE UNIV	3,875	0	0	0	3,832	0	0	43	0	0	0	0
ELON COLLEGE	824	0	0	0	824	0	0	0	0	0	0	0
FAYETTEVILLE STATE UNIV	3,182	0	0	0	2,764	0	0	360	0	0	58	0
FAYETTEVILLE TECH INST	509	0	0	0	509	0	0	0	0	0	0	0
GARDNER-WEBB COLLEGE	700	0	0	0	700	0	0	0	0	0	0	0
GASTON COLLEGE	142	0	0	0	142	0	0	0	0	0	0	0
GREENSBORO COLLEGE	466	0	0	0	466	0	0	0	0	0	0	0
GUILFORD COLLEGE	308	0	0	0	308	0	0	0	0	0	0	0
GUILFORD TECHNICAL INST	1	0	0	0	0	0	0	0	0	0	1	0
HALIFAX CNTY COLLEGE	496	0	0	0	496	0	0	0	0	0	0	0
HARDBARGER J COL OF BUS	241	0	0	0	241	0	0	0	0	0	0	0
HAYWOOD TECHNICAL INST	77	0	0	0	77	0	0	0	0	0	0	0
HIGH POINT COLLEGE	291	0	0	0	291	0	0	0	0	0	0	0
ISOTHERMAL COMMUNITY COL	213	0	0	0	213	0	0	0	0	0	0	0
JAMES SPRUNT TECHNICAL C	132	0	0	0	132	0	0	0	0	0	0	0
JOHNSON C SMITH UNIV	2,531	0	0	0	2,215	0	32	284	0	0	0	0

SEE FOOTNOTES AT END OF TABLE.

TABLE 4-35. — FEDERAL OBLIGATIONS TO UNIVERSITIES AND COLLEGES,
BY STATE, INSTITUTION, AND AGENCY: FY 1982

CONTINUED

(DOLLARS IN THOUSANDS)

STATE & INSTITUTION	TOTAL	USDA	COM	DOD	ED	DOE	EPA	HHS	INT	NASA	NSF	OTHER*
NORTH CAROLINA, CONT'D												
KING'S COLLEGE-RALEIGH	553	0	0	0	553	0	0	0	0	0	0	0
LEES-MCRAE COLLEGE	270	0	0	0	270	0	0	0	0	0	0	0
LENOIR COMMUNITY COLLEGE	348	0	0	0	348	0	0	0	0	0	0	0
LENOIR-RHYME COLLEGE	453	0	0	0	442	0	0	11	0	0	0	0
LIVINGSTONE COLLEGE	1,695	0	0	0	1,695	0	0	0	0	0	0	0
LOUISBURG COLLEGE	309	0	0	0	309	0	0	0	0	0	0	0
MARS HILL COLLEGE	943	0	0	0	943	0	0	0	0	0	0	0
MARTIN COMMUNITY COLLEGE	107	0	0	0	107	0	0	0	0	0	0	0
MAYLAND TECHNICAL COLLEGE	171	0	0	0	171	0	0	0	0	0	0	0
MCDOWELL TECHNICAL INST	74	0	0	0	74	0	0	0	0	0	0	0
MEREDITH COLLEGE	377	0	0	0	377	0	0	0	0	0	0	0
METHODIST COLLEGE	513	0	0	0	513	0	0	0	0	0	0	0
MITCHELL COMMUNITY COL	93	0	0	0	93	0	0	0	0	0	0	0
MONTGOMERY TECH INST	99	0	0	0	99	0	0	0	0	0	0	0
MONTREAT-ANDERSON COLLEGE	222	0	0	0	222	0	0	0	0	0	0	0
MOUNT OLIVE COLLEGE	282	0	0	0	282	0	0	0	0	0	0	0
N C SCHOOL OF THE ARTS	193	0	0	0	193	0	0	0	0	0	0	0
N C STATE UNIV AT RALEIGH	32,744	17,872	30	1,964	3,283	1,026	2,705	2,271	160	804	2,489	140
NASH TECHNICAL INSTITUTE	289	0	0	0	289	0	0	0	0	0	0	0
NC AG & TECH STATE UNIV	8,890	3,131	0	570	4,760	0	0	326	0	24	0	79
NORTH CARO WESLEYAN COL	513	0	0	0	513	0	0	0	0	0	0	0
NORTH CAROLINA CNTRL UNIV	5,780	0	0	73	5,057	0	110	522	0	18	0	0
PAMLICO TECHNICAL COLLEGE	29	0	0	0	29	0	0	0	0	0	0	0
PEACE COLLEGE	119	0	0	0	119	0	0	0	0	0	0	0
PEMBROKE STATE UNIVERSITY	944	0	0	0	944	0	0	0	0	0	0	0
PFEIFFER COLLEGE	957	0	0	0	957	0	0	0	0	0	0	0
PIEDMONT TECHNICAL COL	607	0	0	0	607	0	0	0	0	0	0	0
PITT COMMUNITY COLLEGE	432	0	0	0	432	0	0	0	0	0	0	0
QUEENS COLLEGE	126	0	0	0	126	0	0	0	0	0	0	0
RANDOLPH TECH COLLEGE	156	0	0	0	156	0	0	0	0	0	0	0
RICHMOND TECHNICAL COL	160	0	0	0	160	0	0	0	0	0	0	0
ROANOKE-CHOHAN TECH INST	408	0	0	0	408	0	0	0	0	0	0	0
ROBESON TECHNICAL COLLEGE	265	0	0	0	265	0	0	0	0	0	0	0
ROCKINGHAM COMMUNITY COL	133	0	0	0	133	0	0	0	0	0	0	0
RUTLEDGE C(WINSTON-SALEM)	232	0	0	0	232	0	0	0	0	0	0	0
RUTLEDGE COL OF DURHAM	298	0	0	0	298	0	0	0	0	0	0	0
RUTLEDGE COLL (CHARLOTTE)	478	0	0	0	478	0	0	0	0	0	0	0
RUTLEDGE COLLEGE	413	0	0	0	413	0	0	0	0	0	0	0
RUTLEDGE COLLEGE	266	0	0	0	266	0	0	0	0	0	0	0
SACRED HEART COLLEGE	121	0	0	0	121	0	0	0	0	0	0	0
SALEM COLLEGE	66	0	0	0	66	0	0	0	0	0	0	0
SAMPSON TECHNICAL COLLEGE	629	0	0	0	578	0	0	51	0	0	0	0
SANDHILLS COMMUNITY COL	200	0	0	0	200	0	0	0	0	0	0	0
SHAW UNIVERSITY	3,226	0	0	0	3,226	0	0	0	0	0	0	0
SOUTHEASTRN CMTY COL (NC)	519	0	0	0	519	0	0	0	0	0	0	0
ST ANDREWS PRESBY COL	385	0	0	0	385	0	0	0	0	0	0	0
ST AUGUSTINES COLLEGE	3,593	0	100	0	3,297	0	0	196	0	0	0	0
ST MARY'S COLLEGE	18	0	0	0	18	0	0	0	0	0	0	0
STANLY TECHNICAL COLLEGE	78	0	0	0	78	0	0	0	0	0	0	0
SURRY COMMUNITY COLLEGE	251	0	0	0	251	0	0	0	0	0	0	0
TECHNICAL COL OF ALAMANCE	155	0	0	0	155	0	0	0	0	0	0	0
TRI-COUNTY CMTY COLLEGE	243	0	0	0	243	0	0	0	0	0	0	0
UNIV OF N C AT ASHEVILLE	431	62	0	0	369	0	0	0	0	0	0	0
UNIV OF N C AT CHARLOTTE	2,251	0	0	41	1,936	0	0	186	0	0	88	0
UNIV OF N C AT GREENSBORO	2,187	0	0	0	2,031	0	0	121	0	0	35	0
UNIV OF N C AT WILMINGTON	1,211	0	0	50	1,065	0	0	0	0	0	96	0
UNIV OF N C SYS OFF	1,076	0	48	0	0	0	762	63	0	0	0	203
UNIV OF NC AT CHAPEL HILL	57,328	136	299	2,057	8,408	653	3,321	38,450	0	87	3,661	256
VANCE-GRANVILLE CMTY COLL	306	0	0	0	306	0	0	0	0	0	0	0
WAKE FOREST UNIVERSITY	12,060	0	0	98	561	0	60	11,058	0	141	142	0
WAKE TECHNICAL COLLEGE	124	0	0	0	124	0	0	0	0	0	0	0
WARREN WILSON COLLEGE	344	0	0	0	344	0	0	0	0	0	0	0
WAYNE COMMUNITY COLLEGE	486	0	0	0	486	0	0	0	0	0	0	0
WESTERN CAROLINA UNIV	2,622	9	50	0	2,405	0	1	130	0	0	27	0
WESTERN PIEDMONT CMTY COL	142	0	0	0	142	0	0	0	0	0	0	0
WILKES COMMUNITY COLLEGE	572	0	0	0	572	0	0	0	0	0	0	0
WINGATE COLLEGE	487	0	0	0	487	0	0	0	0	0	0	0
WINSTON-SALEM STATE UNIV	2,920	0	0	0	2,723	0	0	197	0	0	0	0
NORTH DAKOTA, TOTAL	25,609	6,389	155	297	13,315	1,091	0	2,450	1,420	10	396	86
BISMARCK JUNIOR COLLEGE	480	0	0	0	480	0	0	0	0	0	0	0
DICKINSON STATE COLLEGE	466	0	0	0	466	0	0	0	0	0	0	0
JAMESTOWN COLLEGE	796	0	0	0	796	0	0	0	0	0	0	0
LAKE REGION CMTY COL	458	0	0	0	458	0	0	0	0	0	0	0
MARY COLLEGE	927	0	0	0	927	0	0	0	0	0	0	0
MAYVILLE STATE COLLEGE	333	0	0	0	333	0	0	0	0	0	0	0
MINOT STATE COLLEGE	848	0	0	0	770	0	0	78	0	0	0	0
NORTH DAKOTA STATE UNIV	8,920	5,200	155	162	2,856	0	0	221	130	0	196	0
NORTHWEST BIBLE COL	194	0	0	0	194	0	0	0	0	0	0	0
STANDING ROCK CMTY COL	173	0	0	0	173	0	0	0	0	0	0	0
TRINITY BIBLE INSTITUTE	354	0	0	0	354	0	0	0	0	0	0	0
TURTLE MOUNTAIN COMM COL	596	0	0	0	596	0	0	0	0	0	0	0
UNIVERSITY OF N DAKOTA	10,650	1,189	0	135	4,498	1,091	0	2,151	1,290	10	200	86
VALLEY CITY STATE COLLEGE	414	0	0	0	414	0	0	0	0	0	0	0
OHIO, TOTAL	274,777	15,799	538	30,997	110,328	4,073	9,561	73,671	293	7,520	14,555	7,442
A.T.E.S. TECHNICAL SCHOOL	150	0	0	0	150	0	0	0	0	0	0	0
ANTIOCH UNIVERSITY	2,786	0	0	0	2,714	0	0	0	0	0	72	0
ASHLAND COLLEGE	959	0	0	0	959	0	0	0	0	0	0	0
ATHENAEUM OF OHIO	7	0	0	0	7	0	0	0	0	0	0	0
BALDWIN-HALLACE COLLEGE	1,519	0	0	0	1,519	0	0	0	0	0	0	0
BLISS COLLEGE	5	0	0	0	5	0	0	0	0	0	0	0
BLUFFTON COLLEGE	389	0	0	0	389	0	0	0	0	0	0	0
BORRORNEO COLLEGE OF OHIO	36	0	0	0	36	0	0	0	0	0	0	0
BOWLING GREEN STATE UNIV	4,987	0	0	40	4,051	26	0	622	0	1	247	0

SEE FOOTNOTES AT END OF TABLE.

TABLE B-35. -- FEDERAL OBLIGATIONS TO UNIVERSITIES AND COLLEGES,
BY STATE, INSTITUTION, AND AGENCY: FY 1982

CONTINUED STATE & INSTITUTION	(DOLLARS IN THOUSANDS)											
	TOTAL	USDA	COM	DOD	ED	DOE	EPA	HHS	INT	NASA	NSF	OTHER*
OHIO, CONT'D												
CAPITAL UNIVERSITY	903	0	0	0	897	0	0	6	0	0	0	0
CASE WESTERN RESERVE UNIV	41,747	0	159	3,241	2,381	599	568	28,119	0	2,609	4,009	62
CEDARVILLE COLLEGE	387	0	0	0	387	0	0	0	0	0	0	0
CENTRAL OHIO TECH COL	223	0	0	0	223	0	0	0	0	0	0	0
CENTRAL STATE UNIVERSITY	3,271	61	0	108	2,969	0	0	133	0	0	0	0
CHATFIELD COLLEGE	18	0	0	0	18	0	0	0	0	0	0	0
CHILDRENS HOSP SCH MED TEC	86	0	0	0	86	0	0	0	0	0	0	0
CINCINNATI BIBLE SEMINARY	218	0	0	0	218	0	0	0	0	0	0	0
CINCINNATI C OF MORT SCI	24	0	0	0	24	0	0	0	0	0	0	0
CINCINNATI TECHNICAL INST	568	0	0	0	568	0	0	0	0	0	0	0
CIRCLEVILLE BIBLE COLLEGE	170	0	0	0	170	0	0	0	0	0	0	0
CLEVELAND INST OF ART	400	0	0	0	400	0	0	0	0	0	0	0
CLEVELAND INST OF MUSIC	101	0	0	0	101	0	0	0	0	0	0	0
CLEVELAND STATE UNIV	4,480	0	0	0	3,187	35	0	0	0	1,083	0	175
COL MT ST JOSEPH-ON-OHIO	276	0	0	0	276	0	0	0	0	0	0	0
COL OF STEUBENVILLE	374	0	0	0	374	0	0	0	0	0	0	0
COLLEGE OF HOOSTER	699	0	0	0	611	0	0	22	0	0	66	0
COLUMBUS COL ART & DESIGN	474	0	0	0	474	0	0	0	0	0	0	0
COLUMBUS TECHNICAL INST	1,544	0	0	0	1,544	0	0	0	0	0	0	0
CUYAHOGA CMTY COL DIST	5,389	0	0	0	5,382	0	0	0	0	7	0	0
DAVIS JUNIOR COLLEGE	254	0	0	0	254	0	0	0	0	0	0	0
DEFIANCE COLLEGE	432	0	0	0	432	0	0	0	0	0	0	0
DENISON UNIVERSITY	444	0	0	40	370	34	0	0	0	0	0	0
DYKE COLLEGE	1,149	0	0	0	1,149	0	0	0	0	0	0	0
EDISON STATE CMTY COLLEGE	352	0	0	0	352	0	0	0	0	0	0	0
ELECTRONIC TECH INST-OHIO	356	0	0	0	356	0	0	0	0	0	0	0
FINDLAY COLLEGE	519	0	0	0	519	0	0	0	0	0	0	0
FRANKLIN UNIVERSITY	462	0	0	0	462	0	0	0	0	0	0	0
HEIDELBERG COLLEGE	710	0	6	0	415	0	289	0	0	0	0	0
HIRAM COLLEGE	819	0	0	0	819	0	0	0	0	0	0	0
HOCKING TECHNICAL COLLEGE	1,104	0	0	0	1,104	0	0	0	0	0	0	0
JOHN CARROLL UNIVERSITY	779	0	0	188	559	0	0	32	0	0	0	0
KENT STATE UNIVERSITY	8,635	0	0	122	7,171	260	0	348	10	67	657	0
KENYON COLLEGE	228	0	0	0	151	0	0	0	0	27	50	0
KETTERING COLL MED ARTS	54	0	0	0	54	0	0	0	0	0	0	0
LAKE ERIE COLLEGE	157	0	0	0	157	0	0	0	0	0	0	0
LAKELAND COMMUNITY COL	356	0	0	0	356	0	0	0	0	0	0	0
LIMA TECHNICAL COLLEGE	435	0	0	0	435	0	0	0	0	0	0	0
LORAIN COUNTY CMTY COL	802	0	0	0	802	0	0	0	0	0	0	0
LOURDES COLLEGE	46	0	0	0	46	0	0	0	0	0	0	0
MALONE COLLEGE	401	0	0	0	401	0	0	0	0	0	0	0
MARIETTA COLLEGE	769	0	0	0	768	0	0	1	0	0	0	0
MARION TECHNICAL COLLEGE	196	0	0	0	196	0	0	0	0	0	0	0
MED COL OF OHIO AT TOLEDO	5,516	0	0	753	24	0	517	4,088	0	0	134	0
METHODIST THEOL SCH OHIO	37	0	0	0	37	0	0	0	0	0	0	0
MIAMI UNIVERSITY (OHIO)	3,455	27	0	206	2,699	16	158	50	0	90	209	0
MICHAEL J ONENS TECH COL	740	0	0	0	740	0	0	0	0	0	0	0
MOUNT UNION COLLEGE	498	0	0	0	498	0	0	0	0	0	0	0
MT VERNON NAZARENE COL	828	0	0	0	828	0	0	0	0	0	0	0
MUSKINGUM AREA TECH COL	282	0	0	0	282	0	0	0	0	0	0	0
MUSKINGUM COLLEGE	450	0	0	0	450	0	0	0	0	0	0	0
NE OHIO UNIVS MED SCHOOL	1,273	0	0	0	11	0	0	1,262	0	0	0	0
NORTH CENTRAL TECH COL	250	0	0	0	250	0	0	0	0	0	0	0
NORTHWESTN BUS C-TECH CTR	319	0	0	0	319	0	0	0	0	0	0	0
NOTRE DAME COLLEGE (OH)	126	0	0	0	126	0	0	0	0	0	0	0
OBERLIN COLLEGE	1,834	0	0	0	1,635	0	0	56	0	0	143	0
OHIO COL OF PODIATRIC MED	451	0	0	0	95	0	0	356	0	0	0	0
OHIO DOMINICAN COLLEGE	363	0	0	0	363	0	0	0	0	0	0	0
OHIO INST OF TECHNOLOGY	764	0	0	0	764	0	0	0	0	0	0	0
OHIO NORTHERN UNIVERSITY	727	0	0	0	622	0	0	105	0	0	0	0
OHIO STATE UNIVERSITY	62,759	15,711	373	6,592	9,066	2,354	1,024	12,741	283	1,484	6,074	7,057
OHIO UNIVERSITY	6,070	0	0	30	4,328	260	203	867	0	80	302	0
OHIO WESLEYAN UNIVERSITY	943	0	0	50	893	0	0	0	0	0	0	0
OTTERBEIN COLLEGE	539	0	0	0	539	0	0	0	0	0	0	0
PENN-OHIO JUNIOR COLLEGE	82	0	0	0	82	0	0	0	0	0	0	0
PONTIFICAL COL JOSEPHINUM	71	0	0	0	71	0	0	0	0	0	0	0
RABBINICAL COL OF TELSHE	211	0	0	0	211	0	0	0	0	0	0	0
RIO GRANDE COLLEGE	407	0	0	0	407	0	0	0	0	0	0	0
SHANNEE STATE CMTY COLL	4	0	0	0	4	0	0	0	0	0	0	0
SINCLAIR COMMUNITY COL	2,142	0	0	0	2,142	0	0	0	0	0	0	0
SOUTHERN OHIO COLLEGE	3,761	0	0	0	3,761	0	0	0	0	0	0	0
STARK TECHNICAL INSTITUTE	340	0	0	0	340	0	0	0	0	0	0	0
STHRN ST GEN TECH COLLEGE	236	0	0	0	236	0	0	0	0	0	0	0
TERRA TECHNICAL COLLEGE	252	0	0	0	252	0	0	0	0	0	0	0
TIFFIN UNIVERSITY	130	0	0	0	130	0	0	0	0	0	0	0
TRINITY LUTHERAN SEMINARY	113	0	0	0	113	0	0	0	0	0	0	0
UNION OF EXPR COL & UNIV	531	0	0	0	531	0	0	0	0	0	0	0
UNITED THEOL SEM (OH)	109	0	0	0	109	0	0	0	0	0	0	0
UNIVERSITY OF AKRON	5,559	0	0	219	4,468	0	0	148	0	335	377	12
UNIVERSITY OF CINCINNATI	39,245	0	0	1,295	6,216	255	6,344	22,885	0	697	1,533	20
UNIVERSITY OF DAYTON	20,953	0	0	16,961	2,740	75	326	52	0	505	217	77
UNIVERSITY OF TOLEDO	4,112	0	0	10	3,359	21	7	81	0	302	293	39
URBANA COLLEGE	597	0	0	0	597	0	0	0	0	0	0	0
URSULINE COLLEGE	271	0	0	0	271	0	0	0	0	0	0	0
WALSH COLLEGE	299	0	0	0	299	0	0	0	0	0	0	0
WASHINGTON TECH COLLEGE	197	0	0	0	197	0	0	0	0	0	0	0
WEST SIDE INST OF TECH	92	0	0	0	92	0	0	0	0	0	0	0
WESTERN COLLEGE	36	0	0	0	36	0	0	0	0	0	0	0
WILBERFORCE UNIVERSITY	3,909	0	0	0	3,909	0	0	0	0	0	0	0
WILMINGTON COLLEGE	848	0	0	0	848	0	0	0	0	0	0	0
WITTENBERG UNIVERSITY	652	0	0	0	652	0	0	0	0	0	0	0
WRIGHT STATE UNIVERSITY	6,250	0	0	1,142	2,882	138	125	1,590	0	233	140	0
XAVIER UNIVERSITY	998	0	0	0	919	0	0	79	0	0	0	0
YOUNGSTOWN ST UNIVERSITY	2,497	0	0	0	2,437	0	0	28	0	0	32	0

SEE FOOTNOTES AT END OF TABLE.



TABLE B-35. -- FEDERAL OBLIGATIONS TO UNIVERSITIES AND COLLEGES,
BY STATE, INSTITUTION, AND AGENCY: FY 1982

CONTINUED		(DOLLARS IN THOUSANDS)										
STATE & INSTITUTION	TOTAL	USDA	COM	DOD	ED	DOE	EPA	HHS	INT	NASA	NSF	OTHER*
OKLAHOMA, TOTAL	69,103	9,930	93	5,321	34,566	2,401	4,517	6,976	348	2,214	2,458	279
BACONE COLLEGE	524	0	0	0	524	0	0	0	0	0	0	0
BARTLESVILLE MESLEYAN COL	426	0	0	0	426	0	0	0	0	0	0	0
BETHANY NAZARENE COLLEGE	807	0	0	0	807	0	0	0	0	0	0	0
CAMERON UNIVERSITY	784	0	0	0	784	0	0	0	0	0	0	0
CARL ALBERT JUNIOR COL	648	0	0	0	648	0	0	0	0	0	0	0
CENTRAL STATE UNIV (OK)	1,231	0	0	0	1,231	0	0	0	0	0	0	0
CLAREMORE JUNIOR COLLEGE	1,182	0	0	0	1,182	0	0	0	0	0	0	0
CONNORS STATE COLLEGE	620	0	0	0	620	0	0	0	0	0	0	0
EAST CENTRAL OKLA ST UNIV	2,615	0	75	0	1,554	24	953	9	0	0	0	0
EASTERN OKLA STATE COL	497	0	0	0	497	0	0	0	0	0	0	0
EL RENO JUNIOR COLLEGE	315	0	0	0	315	0	0	0	0	0	0	0
FLAMING RAINBOW UNIV	464	0	0	0	464	0	0	0	0	0	0	0
HILLSDALE F-W-BAPTIST COL	122	0	0	0	122	0	0	0	0	0	0	0
LANGSTON UNIVERSITY	2,978	1,507	0	0	1,396	0	0	0	0	0	0	75
MIDWEST CHRISTIAN COLLEGE	50	0	0	0	50	0	0	0	0	0	0	0
MURRAY STATE COLLEGE	583	0	0	0	583	0	0	0	0	0	0	0
NORTHEASTERN OKLA A&M COL	652	0	0	0	652	0	0	0	0	0	0	0
NORTHEASTERN OKLA ST UNIV	2,173	0	0	0	2,125	43	0	5	0	0	0	0
NORTHERN OKLAHOMA COLLEGE	185	0	0	0	185	0	0	0	0	0	0	0
NORTHWESTERN OKLA ST UNIV	327	0	0	0	327	0	0	0	0	0	0	0
OKLA COL OSTEO MED & SURG	143	0	0	0	34	0	0	109	0	0	0	0
OKLA PANHANDLE STATE UNIV	272	0	0	0	272	0	0	0	0	0	0	0
OKLA SCH BUS ACCT LAW FIN	314	0	0	0	314	0	0	0	0	0	0	0
OKLAHOMA BAPTIST UNIV	671	0	0	0	671	0	0	0	0	0	0	0
OKLAHOMA CHRISTIAN COL	952	0	0	0	952	0	0	0	0	0	0	0
OKLAHOMA CITY UNIVERSITY	559	0	0	0	557	0	0	0	0	0	0	2
OKLAHOMA STATE UNIVERSITY	21,295	8,357	18	3,368	5,475	209	639	464	122	1,745	898	0
ORAL ROBERTS UNIVERSITY	1,975	0	0	0	1,221	40	0	714	0	0	0	0
OSCAR ROSE JUNIOR COLLEGE	830	0	0	0	700	0	130	0	0	0	0	0
PHILLIPS UNIVERSITY	303	0	0	0	303	0	0	0	0	0	0	0
SAYRE JUNIOR COLLEGE	63	0	0	0	63	0	0	0	0	0	0	0
SEMINOLE JUNIOR COL (OK)	466	0	0	0	466	0	0	0	0	0	0	0
SOUTH OKLA CTY JR COLLEGE	464	0	0	0	464	0	0	0	0	0	0	0
SOUTHEASTERN OKLA ST UNIV	2,132	0	0	48	1,670	0	0	167	0	247	0	0
SOUTHWESTERN OKLA ST UNIV	620	0	0	0	620	0	0	0	0	0	0	0
SPARTAN SCH AERONAUTICS	76	0	0	0	76	0	0	0	0	0	0	0
ST GREGORYS COLLEGE	142	0	0	0	142	0	0	0	0	0	0	0
TULSA JUNIOR COLLEGE	408	0	0	0	401	0	0	7	0	0	0	0
UNIV SCI & ARTS OF OKLA	523	0	0	0	523	0	0	0	0	0	0	0
UNIVERSITY OF OKLAHOMA	17,573	66	0	1,674	3,810	1,919	2,678	5,501	225	222	1,276	202
UNIVERSITY OF TULSA	1,895	0	0	231	1,096	166	117	0	1	0	284	0
WESTRN OKLAHOMA STATE COL	244	0	0	0	244	0	0	0	0	0	0	0
OREGON, TOTAL	127,616	9,157	3,618	6,702	43,649	1,062	1,713	44,563	842	941	11,520	3,849
BLUE MOUNTAIN CMTY COL	286	0	0	0	286	0	0	0	0	0	0	0
CENTRAL OREGON CMTY COL	420	0	0	0	403	0	0	17	0	0	0	0
CLACKAMAS COMMUNITY COL	626	0	0	0	626	0	0	0	0	0	0	0
CLATSOP COMMUNITY COLLEGE	274	0	0	0	274	0	0	0	0	0	0	0
COLUMBIA CHRISTIAN COL	191	0	0	0	191	0	0	0	0	0	0	0
CONCORDIA COLLEGE (ORE)	144	0	0	0	144	0	0	0	0	0	0	0
EASTERN OREGON ST COLLEGE	964	18	0	0	946	0	0	0	0	0	0	0
EUGENE BIBLE COLLEGE	90	0	0	0	90	0	0	0	0	0	0	0
GEORGE FOX COLLEGE	571	0	0	0	571	0	0	0	0	0	0	0
JUDSON BAPTIST COL	213	0	0	0	213	0	0	0	0	0	0	0
LANE COMMUNITY COLLEGE	2,822	0	0	0	2,822	0	0	0	0	0	0	0
LEWIS & CLARK COLLEGE	844	1	0	0	843	0	0	0	0	0	0	0
LINFIELD COLLEGE	859	0	0	0	816	0	0	43	0	0	0	0
LINN BENTON COMMUNITY COL	1,183	0	0	0	1,069	0	114	0	0	0	0	0
MARYLHURST EDUCATION CTR	224	0	0	0	138	0	0	0	0	0	0	86
MT HOOD COMMUNITY COLLEGE	1,147	0	0	0	1,147	0	0	0	0	0	0	0
MULTNOMAH SCHOOL OF BIBLE	181	0	0	0	181	0	0	0	0	0	0	0
NORTHWEST CHRISTIAN COL	137	0	0	0	137	0	0	0	0	0	0	0
OREGON GRADUATE CENTER	1,424	0	0	210	1	0	76	452	0	280	405	0
OREGON POLYTECHNIC INST	26	0	0	0	26	0	0	0	0	0	0	0
OREGON STATE UNIVERSITY	43,198	9,057	3,618	5,587	5,085	731	1,389	4,686	842	533	8,052	3,618
PACIFIC NW COLLEGE OF ART	124	0	0	0	124	0	0	0	0	0	0	0
PACIFIC UNIVERSITY	815	0	0	10	805	0	0	0	0	0	0	0
PORTLAND COMMUNITY COL	3,386	0	0	0	3,386	0	0	0	0	0	0	0
PORTLAND STATE UNIVERSITY	5,083	1	0	139	4,429	0	134	282	0	0	48	50
REED COLLEGE	812	0	0	0	415	5	0	307	0	0	85	0
ROGUE COMMUNITY COLLEGE	265	0	0	0	265	0	0	0	0	0	0	0
SOUTHERN OREGON ST COL	2,001	0	0	0	2,001	0	0	0	0	0	0	0
SOUTHWESTERN OREG CMTY COL	415	0	0	0	415	0	0	0	0	0	0	0
THE OREG HLTH SCI UNIV	33,744	0	0	0	0	0	0	33,559	0	41	46	0
TREASURE VALLEY CMTY COL	254	0	0	0	254	0	0	0	0	0	0	0
UMPQUA COMMUNITY COLLEGE	400	0	0	0	400	0	0	0	0	0	0	0
UNIVERSITY OF OREGON MAIN	19,853	80	0	658	10,506	326	0	5,217	0	87	2,884	95
UNIVERSITY OF PORTLAND	634	0	0	0	634	0	0	0	0	0	0	0
WARNER PACIFIC COLLEGE	353	0	0	0	353	0	0	0	0	0	0	0
WESTERN BAPTIST COLLEGE	134	0	0	0	134	0	0	0	0	0	0	0
WESTERN OREGON STATE COLL	2,497	0	0	0	2,497	0	0	0	0	0	0	0
HILLAMETTE UNIVERSITY	888	0	0	0	888	0	0	0	0	0	0	0
WESTRN STATES CHIOPRCTC C	134	0	0	0	134	0	0	0	0	0	0	0
PENNSYLVANIA, TOTAL	438,101	16,975	599	46,224	167,258	13,026	2,330	149,493	301	5,232	35,500	1,163
ALBRIGHT COLLEGE	463	0	0	0	463	0	0	0	0	0	0	0
ALLEGHENY COLLEGE	774	0	0	0	774	0	0	0	0	0	0	0
ALLENTOWN C ST FR DESALES	324	0	0	0	298	0	0	26	0	0	0	0
ALLIANCE COLLEGE	123	0	0	0	123	0	0	0	0	0	0	0
ALVERNIA COLLEGE	114	0	0	0	114	0	0	0	0	0	0	0
ART INST PHILADELPHIA	347	0	0	0	347	0	0	0	0	0	0	0
ART INST PITTSBURGH	888	0	0	0	888	0	0	0	0	0	0	0
BAPTIST BIBLE COL OF PA	363	0	0	0	363	0	0	0	0	0	0	0
BEAVER COLLEGE	343	0	0	0	343	0	0	0	0	0	0	0

SEE FOOTNOTES AT END OF TABLE.

TABLE B-35. — FEDERAL OBLIGATIONS TO UNIVERSITIES AND COLLEGES,
BY STATE, INSTITUTION, AND AGENCY: FY 1982

CONTINUED		(DOLLARS IN THOUSANDS)										
STATE & INSTIUTION	TOTAL	USDA	COM	DOD	ED	DOE	EPA	HHS	INT	NASA	NSF	OTHER*
PENNSYLVANIA, CONT'D												
BEREAN INSTITUTE	358	0	0	0	358	0	0	0	0	0	0	0
BLOOMSBURG STATE COLLEGE	4,147	0	0	0	4,137	0	0	10	0	0	0	0
BRYN MAWR COLLEGE	935	0	0	0	374	0	0	412	0	0	149	0
BUCKNELL UNIVERSITY	571	0	0	0	462	0	0	0	0	0	109	0
BUCKS COUNTY CMTY COL	1,732	0	0	0	1,732	0	0	0	0	0	0	0
BUTLER COUNTY CMTY COL	376	0	0	0	376	0	0	0	0	0	0	0
CABRINI COLLEGE	319	0	0	0	319	0	0	0	0	0	0	0
CALIFORNIA STATE COLLEGE	1,722	0	0	0	1,722	0	0	0	0	0	0	0
CARLOW COLLEGE	623	0	0	0	623	0	0	0	0	0	0	0
CARNEGIE-MELLON UNIV	31,410	0	105	11,759	5,187	3,116	181	3,307	0	639	7,032	84
CEDAR CREST COLLEGE	342	0	0	0	330	0	0	12	0	0	0	0
CHATHAM COLLEGE	720	0	0	0	720	0	0	0	0	0	0	0
CHESTNUT HILL COLLEGE	218	0	0	0	218	0	0	0	0	0	0	0
CHEYNEY STATE COLLEGE	2,095	0	0	0	2,095	0	0	0	0	0	0	0
CLARION STATE COLLEGE	1,567	0	0	0	1,567	0	0	0	0	0	0	0
CMTY COL ALLEGHENY COUNTY	3,589	0	0	0	3,589	0	0	0	0	0	0	0
CMTY COL OF BEAVER COUNTY	357	0	0	0	357	0	0	0	0	0	0	0
CMTY COL OF PHILADELPHIA	6,471	0	0	0	6,471	0	0	0	0	0	0	0
CNTRL PA BUSINESS SCHOOL	281	0	0	0	281	0	0	0	0	0	0	0
COLLEGE MISERICORDIA	657	0	0	0	634	0	0	23	0	0	0	0
DEAN INSTITUTE OF TECH.	128	0	0	0	128	0	0	0	0	0	0	0
DEL VALLEY COL SCI & AGR	416	0	0	0	416	0	0	0	0	0	0	0
DELAWARE COUNTY CMTY COL	1,077	0	0	0	1,077	0	0	0	0	0	0	0
DICKINSON COLLEGE	569	0	0	0	544	0	0	0	0	0	25	0
DICKINSON SCHOOL OF LAW	1	0	0	0	1	0	0	0	0	0	0	0
DREXEL UNIVERSITY	6,871	0	0	2,078	2,345	200	331	541	0	631	745	0
DROPSIE UNIVERSITY	11	0	0	0	11	0	0	0	0	0	0	0
DUQUESNE UNIVERSITY	2,118	0	0	0	1,975	81	0	62	0	0	0	0
EAST STROUDSBURG ST COL	1,442	0	0	0	1,442	0	0	0	0	0	0	0
EASTERN COLLEGE	622	0	0	0	622	0	0	0	0	0	0	0
ELECTRONIC INSTS-PITTS	361	0	0	0	361	0	0	0	0	0	0	0
ELIZABETHTOWN COLLEGE	335	0	0	0	335	0	0	0	0	0	0	0
FRANKLIN & MARSHALL COL	839	0	0	0	599	0	0	121	0	0	119	0
GANNON UNIVERSITY	1,823	0	0	0	1,758	0	65	0	0	0	0	0
GENEVA COLLEGE	658	0	0	0	658	0	0	0	0	0	0	0
GETTYSBURG COLLEGE	349	0	0	0	349	0	0	0	0	0	0	0
GWYNEDD-MERCY COLLEGE	390	0	0	0	390	0	0	0	0	0	0	0
HAHNEHANN MED COL & HOSP	8,109	0	0	316	294	40	0	7,438	0	10	11	0
HARCUM JUNIOR COLLEGE	538	0	0	0	538	0	0	0	0	0	0	0
HARRISBURG AREA CMTY COL	618	0	0	0	618	0	0	0	0	0	0	0
HAVERFORD COLLEGE	482	0	0	0	297	0	0	43	0	0	142	0
HOLY FAMILY COLLEGE	205	0	0	0	205	0	0	0	0	0	0	0
IMMACULATA COLLEGE	277	0	0	0	277	0	0	0	0	0	0	0
INDIANA UNIV OF PENNA	5,132	0	0	0	5,132	0	0	0	0	0	0	0
JUNIATA COLLEGE	390	0	0	0	390	0	0	0	0	0	0	0
KEYSTONE JUNIOR COLLEGE	535	0	0	0	535	0	0	0	0	0	0	0
KING'S COLLEGE (PA)	1,466	0	0	0	1,423	0	0	43	0	0	0	0
KUTZTOWN STATE COLLEGE	1,300	0	0	0	1,300	0	0	0	0	0	0	0
LA ROCHE COLLEGE	616	0	0	0	616	0	0	0	0	0	0	0
LA SALLE COLLEGE	6,479	0	0	0	6,479	0	0	0	0	0	0	0
LACKAWANNA JUNIOR COLLEGE	586	0	0	0	586	0	0	0	0	0	0	0
LAFAYETTE COLLEGE	223	0	0	0	223	0	0	0	0	0	0	0
LANCASTER BIBLE COLLEGE	212	0	0	0	212	0	0	0	0	0	0	0
LANCASTER THEOLOGICAL SEM	5	0	0	0	5	0	0	0	0	0	0	0
LEBANON VALLEY COLLEGE	364	0	0	0	364	0	0	0	0	0	0	0
LEHIGH COUNTY CMTY COL	526	0	0	0	526	0	0	0	0	0	0	0
LEHIGH UNIVERSITY	7,064	80	25	2,293	1,062	517	0	330	0	276	2,217	264
LINCOLN TECHNICAL INST	1,275	0	0	0	1,275	0	0	0	0	0	0	0
LINCOLN UNIVERSITY (PA)	1,839	0	0	65	1,769	0	0	0	0	5	0	0
LOCK HAVEN STATE COLLEGE	1,201	0	0	0	1,201	0	0	0	0	0	0	0
LUTHERAN THEOL SEM-GETTYS	20	0	0	0	20	0	0	0	0	0	0	0
LUZERNE COUNTY CMTY COL	947	0	0	0	947	0	0	0	0	0	0	0
LYCOMING COLLEGE	528	0	0	0	427	0	0	101	0	0	0	0
MANOR JUNIOR COLLEGE	110	0	0	0	110	0	0	0	0	0	0	0
MANSFIELD STATE COLLEGE	1,077	0	0	0	1,015	0	0	62	0	0	0	0
MARYHOOD COLLEGE	1,005	0	0	0	954	0	0	51	0	0	0	0
MERCYHURST COLLEGE	629	0	0	0	629	0	0	0	0	0	0	0
MESSIAH COLLEGE	728	0	0	0	728	0	0	0	0	0	0	0
MILLERSVILLE STATE COL	1,499	0	0	0	1,499	0	0	0	0	0	0	0
MONTGOMERY CNTY COMM COL	551	0	0	0	551	0	0	0	0	0	0	0
MOORE COL OF ART	290	0	0	0	290	0	0	0	0	0	0	0
MORAVIAN COLLEGE	380	0	0	0	380	0	0	0	0	0	0	0
MOUNT ALOYSIUS JUNIOR COL	457	0	0	0	457	0	0	0	0	0	0	0
MUMLENBERG COLLEGE	333	0	0	0	333	0	0	0	0	0	0	0
NEUMANN COLLEGE	117	0	0	0	117	0	0	0	0	0	0	0
NEW SCHOOL OF MUSIC	35	0	0	0	35	0	0	0	0	0	0	0
NORTHAMPTON CNTY CMTY COL	754	0	0	0	754	0	0	0	0	0	0	0
NORTHEASTN CHRISTN JR COL	252	0	0	0	252	0	0	0	0	0	0	0
O.S. JOHNSON SCH TECH	200	0	0	0	200	0	0	0	0	0	0	0
PEIRCE JR COLLEGE	944	0	0	0	944	0	0	0	0	0	0	0
PENN COL OF PODIATRIC MED	688	0	0	0	110	0	0	578	0	0	0	0
PENN TECHNICAL INSTITUTE	186	0	0	0	186	0	0	0	0	0	0	0
PENNSYLVANIA COL OPTOMET	928	0	0	0	579	0	0	349	0	0	0	0
PENNSYLVANIA INST OF TECH	197	0	0	0	197	0	0	0	0	0	0	0
PENNSYLVANIA STATE UNIV	80,771	16,523	234	20,168	17,258	2,401	577	14,171	275	2,148	6,519	497
PHILA COL OF PHARM & SCI	368	0	0	0	267	0	0	101	0	0	0	0
PHILA COL OF TEXT & SCI	932	0	0	0	932	0	0	0	0	0	0	0
PHILA COL OF THE BIBLE	353	0	0	0	353	0	0	0	0	0	0	0
PHILA COL OSTEOPATHIC MED	1,247	0	0	0	40	0	0	1,207	0	0	0	0
PHILA COL PERFORMG ARTS	229	0	0	0	229	0	0	0	0	0	0	0
PHILADELPHIA COL OF ART	805	0	0	0	805	0	0	0	0	0	0	0
PINEBROOK JUNIOR COLLEGE	78	0	0	0	78	0	0	0	0	0	0	0
PITTS INST AERONAUTICS	140	0	0	0	140	0	0	0	0	0	0	0
PITTSBURGH TECHNICAL INST	168	0	0	0	168	0	0	0	0	0	0	0
POINT PARK COLLEGE	911	0	0	0	911	0	0	0	0	0	0	0
READING AREA CC	499	0	0	0	499	0	0	0	0	0	0	0
ROBERT MORRIS COLLEGE	1,015	0	0	0	1,015	0	0	0	0	0	0	0

SEE FOOTNOTES AT END OF TABLE.

TABLE B-35. -- FEDERAL OBLIGATIONS TO UNIVERSITIES AND COLLEGES,
BY STATE, INSTITUTION, AND AGENCY: FY 1982

CONTINUED		(DOLLARS IN THOUSANDS)										
STATE & INSTITUTION	TOTAL	USDA	COM	DOD	ED	DOE	EPA	HHS	INT	NASA	NSF	OTHER*
PENNSYLVANIA, CONT'D												
ROSEMONT COLLEGE	169	0	0	0	169	0	0	0	0	0	0	0
SAINT VINCENT SEMINARY	642	0	0	0	642	0	0	0	0	0	0	0
SETON HILL COLLEGE	873	0	0	0	873	0	0	0	0	0	0	0
SHIPPENSBURG STATE COL	1,089	0	0	0	1,089	0	0	0	0	0	0	0
SLIPPERY ROCK STATE COL	1,963	0	0	0	1,963	0	0	0	0	0	0	0
SPRING GARDEN COLLEGE	322	0	0	0	322	0	0	0	0	0	0	0
ST CHARLES BORROMEO SEM	25	0	0	0	25	0	0	0	0	0	0	0
ST FRANCIS COLLEGE	754	0	0	0	687	0	0	0	0	0	0	0
ST JOSEPH'S UNIVERSITY	1,416	0	0	97	1,222	0	0	67	0	0	0	0
ST VINCENT COLLEGE	77	0	0	0	0	0	0	0	0	0	97	0
SUSQUEHANNA UNIVERSITY	464	0	0	0	464	0	0	0	0	0	0	0
SNARTHMORE COLLEGE	1,345	0	0	0	884	0	0	0	0	0	0	0
TALMUDICAL YESHIVA PHILA	74	0	0	0	74	0	0	96	0	0	365	0
TEMPLE UNIVERSITY	28,754	6	42	397	10,687	40	307	15,821	0	16	1,345	93
THE MEDICAL COL OF PENNA	3,782	0	0	76	72	0	0	3,476	0	0	158	0
THIEL COLLEGE	391	0	0	0	391	0	0	0	0	0	0	0
THOMAS JEFFERSON UNIV	8,710	0	0	0	436	0	0	8,274	0	0	0	0
TRIANGLE INST TECH-PITTS	244	0	0	0	244	0	0	0	0	0	0	0
UNITED MESLEAYAN COLLEGE	200	0	0	0	200	0	0	0	0	0	0	0
UNIV OF PENNSYLVANIA	97,878	189	0	5,840	11,564	4,848	73	62,757	26	511	11,940	130
UNIVERSITY OF PITTSBURGH	52,897	172	193	2,958	12,063	1,783	705	29,555	0	978	4,395	95
UNIVERSITY OF SCRANTON	1,400	0	0	0	1,328	0	0	72	0	0	0	0
URSINUS COLLEGE	365	0	0	0	365	0	0	0	0	0	0	0
VALE TECHNICAL INSTITUTE	1,052	0	0	0	1,052	0	0	0	0	0	0	0
VALLEY FORGE CHRIST COL	250	0	0	0	250	0	0	0	0	0	0	0
VALLEY FORGE MILIT JR COL	5	0	0	0	5	0	0	0	0	0	0	0
VILLA MARIA COLLEGE	381	0	0	0	240	0	91	50	0	0	0	0
VILLANOVA UNIVERSITY	2,009	4	0	10	1,685	0	0	237	0	18	55	0
WASHINGTON & JEFFERSN COL	331	0	0	0	331	0	0	0	0	0	0	0
HAYNESBURG COLLEGE	969	0	0	0	969	0	0	0	0	0	0	0
WEST CHESTER STATE COL	2,033	0	0	65	1,968	0	0	0	0	0	0	0
WESTMINSTER COLLEGE (PA)	398	0	0	0	398	0	0	0	0	0	0	0
WESTMORELAND CNTY CMTY C	842	0	0	0	842	0	0	0	0	0	0	0
WIDENER UNIVERSITY	1,766	1	0	0	1,734	0	0	31	0	0	0	0
WILKES COLLEGE	1,997	0	0	102	1,826	0	0	69	0	0	0	0
WILLIAMSPORT AREA CC	1,380	0	0	0	1,380	0	0	0	0	0	0	0
WILSON COLLEGE	132	0	0	0	132	0	0	0	0	0	0	0
YESHIVATH BETH MOSHE	86	0	0	0	86	0	0	0	0	0	0	0
YORK COLLEGE OF PENN	584	0	0	0	584	0	0	0	0	0	0	0
RHODE ISLAND, TOTAL	62,682	2,178	2,046	5,272	25,971	2,231	1,671	7,501	144	754	14,913	1
BARRINGTON COLLEGE	429	0	0	0	429	0	0	0	0	0	0	0
BROWN UNIVERSITY	22,794	0	93	2,272	3,073	2,042	0	6,456	32	729	8,097	0
BRYANT COL OF BUS ADMIN	1,114	0	0	0	1,114	0	0	0	0	0	0	0
CMTY COL OF RHODE ISLAND	2,469	0	0	0	2,434	0	0	0	0	0	0	0
JOHNSON & MALES COLLEGE	2,394	0	0	0	2,394	0	0	0	0	0	35	0
N ENG INST OF TECHNOLOGY	448	0	0	0	448	0	0	0	0	0	0	0
PROVIDENCE COLLEGE	1,808	0	0	0	1,807	0	0	0	0	0	0	0
RHODE ISLAND COLLEGE	3,551	0	0	0	3,457	0	0	94	0	0	0	1
RHODE ISLAND SCH DESIGN	740	0	0	0	740	0	0	0	0	0	0	0
ROGER WILLIAMS COLLEGE	5,061	0	0	0	5,061	0	0	0	0	0	0	0
SALVE REGINA COLLEGE	793	0	0	0	793	0	0	0	0	0	0	0
UNIV OF RHODE ISLAND	21,081	2,178	1,953	3,000	4,221	189	1,671	951	112	25	6,781	0
SOUTH CAROLINA, TOTAL	79,512	11,361	341	1,525	47,278	669	557	13,266	120	128	4,236	31
ALLEN UNIVERSITY	611	0	0	0	611	0	0	0	0	0	0	0
ANDERSON COLLEGE	421	0	0	0	421	0	0	0	0	0	0	0
BAPTIST COL AT CHARLESTON	4,454	0	0	0	4,449	0	5	0	0	0	0	0
BEAUFORT TECHNICAL COL	1	0	0	0	1	0	0	0	0	0	0	0
BENEDICT COLLEGE	3,252	0	0	0	2,743	0	0	509	0	0	0	0
CENTRAL MESLEAYAN COLLEGE	255	0	0	0	255	0	0	0	0	0	0	0
CHESTRFLD-MARLBORO TECH C	177	0	0	0	177	0	0	0	0	0	0	0
CITADEL MILITARY COL S C	300	0	0	10	283	0	0	0	0	7	0	0
CLAFLIN COLLEGE	1,448	0	0	0	1,427	21	0	0	0	0	0	0
CLEMSON UNIVERSITY	13,705	9,678	0	1,141	1,690	226	44	298	120	91	417	0
CLINTON JUNIOR COLLEGE	10	0	0	0	10	0	0	0	0	0	0	0
COCKER COLLEGE	118	0	0	0	118	0	0	0	0	0	0	0
COLLEGE OF CHARLESTON	1,388	0	0	0	1,306	0	0	0	0	0	82	0
COLUMBIA COLLEGE	572	0	0	0	565	0	0	0	0	0	0	0
COLUMBIA JUNIOR COLLEGE	593	0	0	0	593	0	0	7	0	0	0	0
CONVERSE COLLEGE	169	0	0	0	169	0	0	0	0	0	0	0
DENMARK TECHNICAL COLLEGE	839	0	0	0	839	0	0	0	0	0	0	0
ERSKINE COLLEGE	306	0	0	0	306	0	0	0	0	0	0	0
FRANCIS MARION COLLEGE	652	0	0	0	651	0	0	0	0	0	0	0
FURMAN UNIVERSITY	1,057	0	0	0	913	0	0	0	0	0	144	0
GREENVILLE TECH COLLEGE	61	0	0	0	0	57	0	4	0	0	0	0
MORRY-GEORGETOWN TECH COL	694	0	0	0	694	0	0	0	0	0	0	0
LANDER COLLEGE	731	0	0	0	731	0	0	0	0	0	0	0
LIMESTONE COLLEGE	512	0	0	0	512	0	0	0	0	0	0	0
MED UNIV OF SO CAROLINA	9,709	0	246	0	208	0	475	8,283	0	0	497	0
MIDLANDS TECH COLLEGE	1,690	0	0	0	1,690	0	0	0	0	0	0	0
MORRIS COLLEGE	1,546	0	0	0	1,546	0	0	0	0	0	0	0
NEWBERRY COLLEGE	298	0	0	0	298	0	0	0	0	0	0	0
NORTH GREENVILLE COLLEGE	253	0	0	0	253	0	0	0	0	0	0	0
PIEDMONT TECH COLLEGE	589	0	0	0	589	0	0	0	0	0	0	0
PRESBYTERIAN COLLEGE	306	0	0	0	306	0	0	0	0	0	0	0
RUTLEDGE COLLEGE	3,219	0	0	0	3,219	0	0	0	0	0	0	0
SHERMAN COL OF CHIROPRACT	72	0	0	0	72	0	0	0	0	0	0	0
SOUTH CAROLINA ST COLLEGE	6,915	1,683	0	0	5,001	0	14	217	0	0	0	0
SPARTANBURG METH COLLEGE	787	0	0	0	787	0	0	0	0	0	0	0
TRI-COUNTY TECH COLLEGE	82	0	0	0	82	0	0	0	0	0	0	0
TRIDENT TECHNICAL COLLEGE	1,081	0	0	0	1,081	0	0	0	0	0	0	0
UNIV OF SOUTH CAROLINA	16,537	0	95	374	8,763	365	19	3,765	0	30	3,096	30
VOORHEES COLLEGE	2,054	0	0	0	1,953	0	0	101	0	0	0	0
WILLIAMSBURG TECH COLLEGE	477	0	0	0	477	0	0	0	0	0	0	0

SEE FOOTNOTES AT END OF TABLE.

TABLE B-35. -- FEDERAL OBLIGATIONS TO UNIVERSITIES AND COLLEGES,
BY STATE, INSTITUTION, AND AGENCY: FY 1982

CONTINUED	(DOLLARS IN THOUSANDS)												
	STATE & INSTITUTION	TOTAL	USDA	COM	DOD	ED	DOE	EPA	HHS	INT	NASA	NSF	OTHER*
SOUTH CAROLINA, CONT'D													
HINTHROP COLLEGE	1,216	0	0	0	1,216	0	0	0	0	0	0	0	0
HOFFORD COLLEGE	355	0	0	0	355	0	0	0	0	0	0	0	
SOUTH DAKOTA, TOTAL	28,321	5,473	50	118	18,511	91	70	2,448	310	162	588	500	
AUGUSTANA COLLEGE	1,462	0	0	0	1,354	0	0	87	0	0	21	0	
BLACK HILLS STATE COLLEGE	1,946	0	0	0	1,946	0	0	0	0	0	0	0	
CMY COL OF N CTRL U CTR	15	0	0	0	15	0	0	0	0	0	0	0	
DAKOTA STATE COLLEGE	776	0	0	0	776	0	0	0	0	0	0	0	
DAKOTA MESLEYAN UNIV	831	0	0	0	831	0	0	0	0	0	0	0	
FREEMAN JUNIOR COLLEGE	30	0	0	0	30	0	0	0	0	0	0	0	
HURON COLLEGE	480	0	0	0	480	0	0	0	0	0	0	0	
MOUNT MARTY COLLEGE	475	0	0	0	475	0	0	0	0	0	0	0	
NATIONAL COLLEGE	1,332	0	0	0	1,332	0	0	0	0	0	0	0	
NORTHERN STATE COLLEGE	1,680	0	0	0	1,680	0	0	0	0	0	0	0	
OGLALA SIOUX CMY COLLEGE	889	0	0	0	889	0	0	0	0	0	0	0	
PRESENTATION COLLEGE	337	0	0	0	337	0	0	0	0	0	0	0	
S DAK SCH MINES & TECH	1,622	0	0	20	697	67	70	0	200	112	456	0	
SINTE GLESKA COLLEGE	302	0	0	0	302	0	0	0	0	0	0	0	
SIOUX FALLS COLLEGE	508	0	0	0	508	0	0	0	0	0	0	0	
SOUTH DAKOTA STATE UNIV	9,031	5,345	50	27	2,774	24	0	151	110	50	0	500	
UNIV OF S DAK SPRINGFIELD	516	0	0	0	516	0	0	0	0	0	0	0	
UNIV OF SOUTH DAKOTA	5,494	128	0	71	2,974	0	0	2,210	0	0	111	0	
YANKTON COLLEGE	595	0	0	0	595	0	0	0	0	0	0	0	
TENNESSEE, TOTAL	152,379	15,354	235	3,335	63,955	6,637	221	57,389	136	1,262	3,307	548	
AMER BAPT COL ABT SEM	94	0	0	0	94	0	0	0	0	0	0	0	
AQUINAS JUNIOR COLLEGE	73	0	0	0	73	0	0	0	0	0	0	0	
AUSTIN PEAY STATE UNIV	1,530	0	0	0	1,530	0	0	0	0	0	0	0	
BELMONT COLLEGE	434	0	0	0	434	0	0	0	0	0	0	0	
BETHEL COLLEGE (TENN)	351	0	0	0	351	0	0	0	0	0	0	0	
BRISTOL COLLEGE	95	0	0	0	95	0	0	0	0	0	0	0	
BRYAN COLLEGE	421	0	0	0	421	0	0	0	0	0	0	0	
CARSON-NEWMAN COLLEGE	745	0	0	0	745	0	0	0	0	0	0	0	
CHRISTIAN BROTHERS COL	731	0	0	0	717	0	0	0	0	0	14	0	
CLEVELAND STATE CMY COL	344	0	0	0	344	0	0	0	0	0	0	0	
COLUMBIA STATE CMY COL	230	0	0	0	230	0	0	0	0	0	0	0	
CUMBERLAND COL OF TENN	177	0	0	0	177	0	0	0	0	0	0	0	
DAVID LIPSCOMB COLLEGE	484	0	0	0	484	0	0	0	0	0	0	0	
DRAUGHON'S JR COL (TENN)	1,101	0	0	0	1,101	0	0	0	0	0	0	0	
DYERSBURG STATE CMY COL	616	0	0	0	616	0	0	0	0	0	0	0	
EAST TENNESSEE STATE UNIV	3,175	0	0	0	2,576	0	0	518	0	0	81	0	
EDMONDSON JUNIOR COLLEGE	445	0	0	0	445	0	0	0	0	0	0	0	
FISK UNIVERSITY	1,666	0	0	23	1,382	0	0	222	0	39	0	0	
FREED-HARDEMAN COLLEGE	1,176	0	0	0	1,176	0	0	0	0	0	0	0	
HINASSEE COLLEGE	565	0	0	0	565	0	0	0	0	0	0	0	
JACKSON STATE CMY COL	403	0	0	0	403	0	0	0	0	0	0	0	
JOHNSON BIBLE COLLEGE	258	0	0	0	258	0	0	0	0	0	0	0	
KING COLLEGE (TENN)	219	0	0	0	219	0	0	0	0	0	0	0	
KNOXVILLE BUSINESS COLL	292	0	0	0	292	0	0	0	0	0	0	0	
KNOXVILLE COLLEGE	1,847	0	0	0	1,844	0	3	0	0	0	0	0	
LAMBUTH COLLEGE	749	0	0	0	749	0	0	0	0	0	0	0	
LANE COLLEGE	1,958	0	0	0	1,958	0	0	0	0	0	0	0	
LE MOYNE-OWEN COLLEGE	2,329	0	0	0	2,211	0	0	118	0	0	0	0	
LEE COLLEGE (TENN)	1,283	0	0	0	1,283	0	0	0	0	0	0	0	
LINCOLN MEMORIAL UNIV	1,086	0	0	0	1,086	0	0	0	0	0	0	0	
MARTIN COLLEGE	233	0	0	0	233	0	0	0	0	0	0	0	
MARYVILLE COLLEGE	252	0	0	0	252	0	0	0	0	0	0	0	
MCKENZIE COLLEGE	460	0	0	0	460	0	0	0	0	0	0	0	
MEHARRY MEDICAL COLLEGE	11,795	0	0	0	89	0	22	11,684	0	0	0	0	
MEMPHIS STATE UNIVERSITY	4,068	0	50	0	3,335	68	0	318	0	0	117	180	
MID-SOUTH BIBLE COLLEGE	148	0	0	0	148	0	0	0	0	0	0	0	
MIDDLE TENNESSEE ST UNIV	2,630	0	0	0	2,576	32	0	22	0	0	0	0	
HILLIGAN COLLEGE	240	0	0	0	240	0	0	0	0	0	0	0	
MORRISTOWN COLLEGE	332	0	0	0	332	0	0	0	0	0	0	0	
MOTLOW STATE CMY COLLEGE	210	0	0	0	210	0	0	0	0	0	0	0	
NASHVILLE STATE TECH INST	514	0	0	0	514	0	0	0	0	0	0	0	
ROANE STATE COMMUNITY COL	496	0	0	0	496	0	0	0	0	0	0	0	
SHELBY STATE CMY COLLEGE	3,217	0	0	0	3,217	0	0	0	0	0	0	0	
SOUTHERN COL OF OPTOMETRY	53	0	0	0	53	0	0	0	0	0	0	0	
SOUTHERN MISSIONARY COL	1,279	0	0	0	1,279	0	0	0	0	0	0	0	
SOUTHWESTERN AT MEMPHIS	391	0	0	0	391	0	0	0	0	0	0	0	
STATE TECH INST KNOXVILLE	225	0	0	0	225	0	0	0	0	0	0	0	
STATE TECH INST MEMPHIS	830	0	0	0	830	0	0	0	0	0	0	0	
STEED COLLEGE	343	0	0	0	343	0	0	0	0	0	0	0	
TENN TECHNOLOGICAL UNIV	2,493	1	0	90	2,150	165	0	87	0	0	0	0	
TENNESSEE STATE UNIV	9,516	2,391	0	99	5,986	30	22	930	24	54	0	0	
TENNESSEE TEMPLE UNIV	1,474	0	0	0	1,474	0	0	0	0	0	0	0	
TENNESSEE MESLEYAN COL	156	0	0	0	156	0	0	0	0	0	0	0	
TOMLINSON COLLEGE	252	0	0	0	252	0	0	0	0	0	0	0	
TREVECCA NAZARENE COLLEGE	633	0	0	0	633	0	0	0	0	0	0	0	
TRI-CITIES ST TECH INST	206	0	0	0	206	0	0	0	0	0	0	0	
TUSCULUM COLLEGE	761	0	0	0	761	0	0	0	0	0	0	0	
U TENNESSEE HATTANOOGA	1,859	0	0	0	1,803	0	0	56	0	0	0	0	
U TENNESSEE KNOXVILLE	28,001	12,956	125	2,189	84	5,944	38	4,009	0	1,043	1,376	237	
UNION UNIVERSITY	478	0	0	0	475	0	0	0	0	0	0	3	
UNIV OF TENN SYSTEM OFF	5,578	6	0	0	5,172	0	0	238	112	0	0	50	
UNIV TENN CTR HEALTH SCI	10,923	0	0	26	306	49	0	10,393	0	35	69	45	
UNIV TENNESSEE AT MARTIN	2,148	0	0	0	2,148	0	0	0	0	0	0	0	
UNIVERSITY OF THE SOUTH	398	0	0	0	398	0	0	0	0	0	0	0	
VANDERBILT UNIVERSITY	34,134	0	60	908	2,113	349	139	28,791	0	91	1,650	33	
VOLUNTEER STATE CMY COL	262	0	0	0	262	0	0	0	0	0	0	0	
WALTERS STATE COMM COLL	514	0	0	0	514	0	0	0	0	0	0	0	

SEE FOOTNOTES AT END OF TABLE.

TABLE B-35. -- FEDERAL OBLIGATIONS TO UNIVERSITIES AND COLLEGES,
BY STATE, INSTITUTION, AND AGENCY: FY 1982

CONTINUED

(DOLLARS IN THOUSANDS)

STATE & INSTITUTION	TOTAL	USDA	COM	DOD	ED	DOE	EPA	HHS	INT	NASA	NSF	OTHER*
TEXAS, TOTAL	409,363	32,281	2,573	31,747	140,366	17,564	3,200	144,270	528	9,375	23,159	4,300
ABILENE CHRIST U DALLAS	1	0	0	0	1	0	0	0	0	0	0	0
ABILENE CHRISTIAN UNIV	998	0	0	0	964	34	0	0	0	0	0	0
ALVIN COMMUNITY COLLEGE	260	0	0	0	260	0	0	0	0	0	0	0
AMARILLO COLLEGE	592	0	0	0	592	0	0	0	0	0	0	0
AMERICAN TECHNOLOGICAL U	26	0	0	0	26	0	0	0	0	0	0	0
ANGELINA COLLEGE	291	0	0	0	291	0	0	0	0	0	0	0
ANGELO STATE UNIVERSITY	855	0	0	0	855	0	0	0	0	0	0	0
ARLINGTON BAPTIST COLL	92	0	0	0	92	0	0	0	0	0	0	0
AUSTIN CMTY COL (TEX)	846	0	0	0	846	0	0	0	0	0	0	0
AUSTIN COLLEGE	633	0	0	0	633	0	0	0	0	0	0	0
BAYLOR COL OF DENTISTRY	201	0	0	26	0	0	0	0	0	0	0	0
BAYLOR COL OF MEDICINE	40,588	2,991	96	1,033	2,168	0	313	175	0	375	414	0
BAYLOR UNIVERSITY	2,507	0	0	0	2,147	0	0	33,198	0	28	66	0
BEE COUNTY COLLEGE	750	0	0	0	750	0	0	266	0	0	0	0
BISHOP COLLEGE	2,076	0	0	0	1,932	0	0	0	0	0	0	0
BLINN COLLEGE	238	0	0	28	238	0	0	116	0	0	0	0
BRAZOSPORT COLLEGE	111	0	0	0	111	0	0	0	0	0	0	0
BROOKHAVEN COLLEGE	92	0	0	0	92	0	0	0	0	0	0	0
CEDAR VALLEY COLLEGE	740	0	0	0	740	0	0	0	0	0	0	0
CENTRAL TEXAS COLLEGE	859	0	0	0	859	0	0	0	0	0	0	0
CISCO JUNIOR COLLEGE	231	0	0	0	231	0	0	0	0	0	0	0
CLARENDON COLLEGE	137	0	0	0	137	0	0	0	0	0	0	0
COLLEGE OF THE MAINLAND	338	0	0	0	338	0	0	0	0	0	0	0
CONCORDIA LUTHERAN COL	150	0	0	0	150	0	0	0	0	0	0	0
COOKE COUNTY COLLEGE	85	0	0	0	85	0	0	0	0	0	0	0
CORPUS CHRISTI STATE UNIV	389	0	0	0	350	0	0	39	0	0	0	0
DALLAS BAPTIST COLLEGE	982	0	0	0	982	0	0	0	0	0	0	0
DALLAS BIBLE COLLEGE	117	0	0	0	117	0	0	0	0	0	0	0
DALLAS CHRISTIAN COLLEGE	68	0	0	0	68	0	0	0	0	0	0	0
DEL MAR COLLEGE	739	0	0	0	739	0	0	0	0	0	0	0
DEVRY INST OF TECH (TX)	646	0	0	0	646	0	0	0	0	0	0	0
EAST TEXAS BAPTIST COL	386	0	0	0	386	0	0	0	0	0	0	0
EAST TEXAS STATE UNIV	1,954	2	0	0	1,836	13	0	92	0	0	0	0
EASTFIELD COLLEGE	198	0	0	0	198	0	0	0	0	0	11	0
EL PASO CO CMTY COLLEGE	4,166	0	0	0	4,166	0	0	0	0	0	0	0
FRANK PHILLIPS COLLEGE	67	0	0	0	67	0	0	0	0	0	0	0
GALVESTON COLLEGE	167	0	0	0	167	0	0	0	0	0	0	0
GRAYSON COUNTY JUNIOR COL	201	0	0	0	201	0	0	0	0	0	0	0
GULF COAST BIBLE COLLEGE	144	0	0	0	144	0	0	0	0	0	0	0
HARDIN-SIMMONS UNIVERSITY	683	0	0	0	683	0	0	0	0	0	0	0
HENDERSON COUNTY JR COL	854	0	0	0	854	0	0	0	0	0	0	0
HILL JUNIOR COLLEGE	220	0	0	0	220	0	0	0	0	0	0	0
HOUSTON BAPTIST UNIV	483	0	0	0	483	0	0	0	0	0	0	0
HOUSTON COMMUNITY COLLEGE	712	0	0	0	712	0	0	0	0	0	0	0
HOWARD COL AT BIG SPRINGS	149	0	0	0	149	0	0	0	0	0	0	0
HOWARD PAYNE UNIVERSITY	678	0	0	0	678	0	0	0	0	0	0	0
HUSTON-TILLOTSON COLLEGE	719	0	0	0	719	0	0	0	0	0	0	0
INCARNATE WORD COLLEGE	2,073	0	0	0	1,764	0	0	309	0	0	0	0
JACKSONVILLE COLLEGE	60	0	0	0	60	0	0	0	0	0	0	0
JARVIS CHRISTIAN COLLEGE	1,066	0	0	0	1,066	0	0	0	0	0	0	0
KILGORE COLLEGE	318	0	0	0	318	0	0	0	0	0	0	0
LAHAR UNIVERSITY	2,339	0	0	0	2,290	0	0	0	0	0	49	0
LAREDO JUNIOR COLLEGE	1,899	0	0	0	1,899	0	0	0	0	0	0	0
LAREDO STATE UNIVERSITY	256	0	0	0	256	0	0	0	0	0	0	0
LE TOURNEAU COLLEGE	536	0	0	0	536	0	0	0	0	0	0	0
LEE COLLEGE (TEX)	105	0	0	0	105	0	0	0	0	0	0	0
LON MORRIS COLLEGE	154	0	0	0	154	0	0	0	0	0	0	0
LUBBOCK CHRISTIAN COLLEGE	505	0	0	0	505	0	0	0	0	0	0	0
MCLENNAN COMMUNITY COL	617	0	0	0	617	0	0	0	0	0	0	0
MCMURRY COLLEGE	563	0	0	0	563	0	0	0	0	0	0	0
MIDLAND COLLEGE	167	0	0	0	167	0	0	0	0	0	0	0
MIDWESTERN STATE UNIV	382	0	0	0	382	0	0	0	0	0	0	0
MOUNTAIN VIEW COLLEGE	189	0	0	0	189	0	0	0	0	0	0	0
NAVARRO COLLEGE	1,352	0	0	0	725	627	0	0	0	0	0	0
NORTH HARRIS CO COLLEGE	132	0	0	0	132	0	0	0	0	0	0	0
NORTH TEXAS STATE UNIV	4,466	0	0	1,075	2,336	22	302	447	0	0	284	0
OBLATE COL OF SOUTHWEST	5	0	0	0	5	0	0	0	0	0	0	0
ODESSA COLLEGE	297	0	0	0	297	0	0	0	0	0	0	0
OUR LADY OF THE LAKE UNIV	1,510	0	0	0	1,388	0	0	122	0	0	0	0
PAN AMERICAN UNIVERSITY	5,415	0	0	0	5,120	0	0	274	0	0	13	0
PANOLA JUNIOR COLLEGE	131	0	0	0	131	0	0	0	0	0	0	0
PARIS JUNIOR COLLEGE	323	0	0	0	323	0	0	0	0	0	0	0
PAUL QUINN COLLEGE	1,106	0	0	0	1,100	0	0	0	0	0	0	0
PRAIRIE VIEW A & M UNIV	8,745	0	0	0	5,558	0	0	190	0	43	0	0
RANGER JUNIOR COLLEGE	350	0	0	0	350	0	0	0	0	0	0	0
RICE UNIVERSITY	9,147	0	0	538	728	1,550	0	2,260	0	557	3,514	0
RICHLAND COLLEGE	283	0	0	0	283	0	0	0	0	0	0	0
SAM HOUSTON STATE UNIV	1,046	0	0	0	1,035	0	0	0	0	0	0	0
SAN ANTONIO CMTY COL DIST	5,522	0	0	0	5,522	0	0	0	0	0	11	0
SAN JACINTO COL CTRL CAM	267	0	0	0	267	0	0	0	0	0	0	0
SAN JACINTO COL NORTH CAM	1	0	0	0	1	0	0	0	0	0	0	0
SAN JACINTO COL SOUTH CAM	1	0	0	0	1	0	0	0	0	0	0	0
SCHREINER COLLEGE	111	0	0	0	111	0	0	0	0	0	0	0
SOUTH PLAINS COLLEGE	628	0	0	0	628	0	0	0	0	0	0	0
SOUTH TEXAS COL OF LAM	670	0	0	0	670	0	0	0	0	0	0	0
SOUTHERN BIBLE COLLEGE	74	0	0	0	74	0	0	0	0	0	0	0
SOUTHERN METHODIST UNIV	2,811	0	0	666	1,456	70	0	62	5	97	455	0
SOUTHWEST TEXAS JR COL	814	0	0	0	814	0	0	0	0	0	0	0
SOUTHWEST TEXAS ST UNIV	1,891	3	0	0	1,877	0	0	0	11	0	0	0
SOUTHWESTERN ADVENTIST C	469	0	0	0	469	0	0	0	0	0	0	0
SOUTHWESTERN UNIV (TX)	204	0	0	0	196	0	0	0	0	0	0	0
SOUTHWESTN ASSEMB GOD COL	398	0	0	0	398	0	0	0	0	0	0	0
SOUTHWESTN CHRISTIAN COL	423	0	0	0	423	0	0	0	0	0	0	0
ST EDWARD'S UNIVERSITY	1,616	0	0	0	1,608	0	0	8	0	0	0	0
ST MARY'S UNIV S ANTONIO	1,853	0	0	0	1,812	0	0	41	0	0	0	0
STEPHEN F AUSTIN ST UNIV	1,823	194	0	0	1,592	0	0	0	0	0	37	0

SEE FOOTNOTES AT END OF TABLE.

TABLE B-35. -- FEDERAL OBLIGATIONS TO UNIVERSITIES AND COLLEGES,
BY STATE, INSTITUTION, AND AGENCY: FY 1982

STATE & INSTITUTION	(DOLLARS IN THOUSANDS)											
	TOTAL	USDA	COM	DOD	ED	DOE	EPA	HHS	INT	NASA	NSF	OTHER*
TEXAS, CONT'D												
SUL ROSS STATE UNIVERSITY	715	0	0	0	652	0	0	0	0	0	63	0
TARLETON STATE UNIVERSITY	2,148	0	0	0	2,148	0	0	0	0	0	0	0
TARRANT COUNTY JUNIOR COL	913	0	0	0	913	0	0	0	0	0	0	0
TEMPLE JUNIOR COLLEGE	276	0	0	0	276	0	0	0	0	0	0	0
TEXARKANA CMTY COLLEGE	287	0	0	0	287	0	0	0	0	0	0	0
TEXAS A & I UNIVERSITY	2,509	0	0	0	2,171	0	0	160	22	3	0	153
TEXAS A & M UNIV SYS OFF	4,669	116	188	0	3,022	1,260	0	24	59	0	0	0
TEXAS A & M UNIVERSITY	49,906	25,637	2,049	4,194	129	1,899	566	3,353	162	2,789	6,238	2,890
TEXAS CHIROPRACTIC COL	125	0	0	0	125	0	0	0	0	0	0	0
TEXAS CHRISTIAN UNIV	3,196	0	0	802	1,633	0	0	673	0	0	88	0
TEXAS COL OF OSTEOD MED	687	0	0	0	98	0	0	589	0	0	0	0
TEXAS COLLEGE	1,016	0	0	0	1,016	0	0	0	0	0	0	0
TEXAS LUTHERAN COLLEGE	486	0	0	0	486	0	0	0	0	0	0	0
TEXAS SOUTHERN UNIV	9,138	0	66	18	7,996	42	12	831	0	0	0	173
TEXAS SOUTHWEST COLLEGE	809	0	0	0	809	0	0	0	0	0	0	0
TEXAS STATE TECH INST	2,384	0	0	0	2,384	0	0	0	0	0	0	0
TEXAS TECH UNIVERSITY	9,833	78	0	2,285	3,814	47	383	2,089	0	142	910	85
TEXAS MESLEAY COLLEGE	490	0	0	0	490	0	0	0	0	0	0	0
TEXAS WOMAN'S UNIVERSITY	2,068	0	0	0	1,835	0	0	233	0	0	0	0
TRINITY UNIVERSITY	1,349	0	0	99	1,152	0	0	98	0	0	0	0
TYLER JUNIOR COLLEGE	419	0	0	0	419	0	0	0	0	0	0	0
U OF HOUSTON CENTRAL CAM	9,851	0	0	826	3,800	619	233	2,652	0	338	1,368	15
U OF HOUSTON DOWNTOWN COL	1,063	0	0	0	554	509	0	0	0	0	0	0
U OF HOUSTON SYS OFF	188	0	0	0	13	0	0	0	0	0	0	175
U TEX HLTH SCI CTR DALLAS	28,169	0	0	0	88	0	0	27,556	0	187	338	0
U TEX HLTH SCI CTR HOUSTN	16,100	0	0	0	34	224	447	14,789	0	185	421	0
U TEX HLTH SCI CTR S ANTO	16,313	0	0	0	109	0	28	15,792	0	85	299	0
U TEX MED BRNCH GALVESTON	12,074	0	0	82	105	0	355	11,122	0	258	152	0
U TEX SAN ANTONIO	3,820	0	100	1,076	2,151	15	9	404	0	0	65	0
U TEXAS SYSTEM CANCER CTR	15,913	0	0	0	0	0	0	15,898	15	0	0	0
UNIV HOUSTN CLR LAKE CITY	392	0	0	0	301	0	0	73	0	18	0	0
UNIV OF MARY HARDIN-BAYLR	437	0	0	0	437	0	0	0	0	0	0	0
UNIV OF TEX AT ARLINGTON	4,605	0	0	154	3,838	9	0	518	0	0	86	0
UNIV OF TEX AT TYLER	145	0	0	0	145	0	0	0	0	0	0	0
UNIV OF TEX PERMIAN BASIN	381	0	0	0	381	0	0	0	0	0	0	0
UNIV OF TEXAS AT AUSTIN	48,452	274	0	17,672	819	10,610	0	8,092	150	2,816	7,210	809
UNIV OF TEXAS AT DALLAS	5,742	0	0	1,123	729	0	90	1,357	0	1,426	1,017	0
UNIV OF TEXAS AT EL PASO	4,271	0	0	50	3,781	14	0	364	0	12	50	0
UNIV OF TEXAS SYSTEM OFF	9,361	0	74	0	8,721	0	462	0	104	0	0	0
UNIVERSITY OF DALLAS	432	0	0	0	432	0	0	0	0	0	0	0
UNIVERSITY OF ST THOMAS	412	0	0	0	412	0	0	0	0	0	0	0
VERNON REGIONAL JR COL	160	0	0	0	160	0	0	0	0	0	0	0
VICTORIA COLLEGE	63	0	0	0	63	0	0	0	0	0	0	0
MAYLAND BAPTIST COLLEGE	634	0	0	0	634	0	0	0	0	0	0	0
HEATHERFORD COLLEGE	141	0	0	0	141	0	0	0	0	0	0	0
WEST TEXAS STATE UNIV	1,558	32	0	0	1,522	0	0	4	0	0	0	0
WESTERN TEXAS COLLEGE	182	0	0	0	182	0	0	0	0	0	0	0
WHARTON COUNTY JUNIOR COL	292	0	0	0	292	0	0	0	0	0	0	0
WILEY COLLEGE	1,263	0	0	0	1,263	0	0	0	0	0	0	0
UTAH, TOTAL												
BRIGHAM YOUNG UNIVERSITY	2,366	195	0	504	47	620	205	530	17	25	216	7
COLLEGE OF EASTERN UTAH	362	0	0	0	362	0	0	0	0	0	0	0
DIXIE COLLEGE	692	0	0	0	692	0	0	0	0	0	0	0
SNOW COLLEGE	467	0	0	0	467	0	0	0	0	0	0	0
SOUTHERN UTAH STATE COL	1,144	0	0	0	1,144	0	0	0	0	0	0	0
STEVENS HENAGER COLLEGE	386	0	0	0	386	0	0	0	0	0	0	0
UNIVERSITY OF UTAH	49,672	50	0	4,059	4,560	4,132	552	28,408	1,393	532	5,935	0
UTAH STATE UNIVERSITY	23,721	3,882	0	9,790	6,134	67	7	625	177	1,439	1,651	0
UTAH TECHNICAL COL PROVO	1,015	0	0	0	900	0	100	0	0	0	0	15
UTAH TECHNICAL COL-SLT LK	797	0	0	0	797	0	0	0	0	0	0	0
HEBER STATE COLLEGE	3,369	10	0	0	3,294	45	0	0	0	12	8	0
WESTMINSTER COLLEGE (UT)	408	0	0	0	408	0	0	0	0	0	0	0
VERMONT, TOTAL												
BENNINGTON COLLEGE	327	0	0	0	327	0	0	0	0	0	0	0
BURLINGTON COLLEGE	340	0	0	0	340	0	0	0	0	0	0	0
CASTLETON STATE COLLEGE	979	0	0	0	979	0	0	0	0	0	0	0
CHAMPLAIN COLLEGE	831	0	0	0	831	0	0	0	0	0	0	0
CMTY COL OF VERMONT	357	0	0	0	357	0	0	0	0	0	0	0
COL OF ST JOSEPH THE PROV	408	0	0	0	408	0	0	0	0	0	0	0
GODDARD COLLEGE	336	0	0	0	336	0	0	0	0	0	0	0
GREEN MOUNTAIN COLLEGE	112	0	0	0	112	0	0	0	0	0	0	0
JOHNSON STATE COLLEGE	1,468	0	0	0	1,468	0	0	0	0	0	0	0
LYNDON STATE COLLEGE	1,017	0	0	0	1,017	0	0	0	0	0	0	0
MARLBORO COLLEGE	165	0	0	0	165	0	0	0	0	0	0	0
MIDDLEBURY COLLEGE	294	0	0	0	245	0	0	0	0	29	20	0
NORRICH UNIVERSITY	1,686	0	0	0	1,682	0	0	0	0	0	0	4
ST JOSEPH COL (VT)	606	0	0	0	606	0	0	0	0	0	0	0
ST MICHAEL'S COLLEGE	677	0	0	0	650	27	0	0	0	0	0	0
TRINITY COL (VT)	364	0	0	0	364	0	0	0	0	0	0	0
UNIV OF VT & ST AGRIC COL	16,215	3,259	0	410	41	117	11,390	110	125	763	0	0
VERMONT LAW SCHOOL	106	0	0	0	106	0	0	0	0	0	0	0
VERMONT TECHNICAL COLLEGE	575	0	0	0	575	0	0	0	0	0	0	0
VIRGINIA, TOTAL												
AVERETT COLLEGE	661	0	0	0	661	0	0	0	0	0	0	0
BLUEFIELD COLLEGE	140	0	0	0	140	0	0	0	0	0	0	0
BRIDGEMATER COLLEGE	429	0	0	0	429	0	0	0	0	0	0	0
CENTRAL VIRGINIA CMTY COL	260	0	0	0	260	0	0	0	0	0	0	0
COLLEGE OF WILLIAM & MARY	2,567	0	0	0	1,156	147	0	37	0	573	654	0
DARNEY LANCASTER CMTY COL	319	0	0	0	319	0	0	0	0	0	0	0
DANVILLE COMMUNITY COL	298	0	0	0	298	0	0	0	0	0	0	0
EASTERN SHORE CMTY COL	53	0	0	0	53	0	0	0	0	0	0	0

SEE FOOTNOTES AT END OF TABLE.

TABLE B-35. -- FEDERAL OBLIGATIONS TO UNIVERSITIES AND COLLEGES,
BY STATE, INSTITUTION, AND AGENCY: FY 1982

CONTINUED

(DOLLARS IN THOUSANDS)

STATE & INSTITUTION	TOTAL	USDA	COM	DOD	ED	DOE	EPA	HHS	INT	NASA	NSF	OTHER*
VIRGINIA, CONT'D												
EASTERN VA MEDICAL SCHOOL	1,798	0	0	0	12	0	0	1,631	0	0	11	144
EMORY & HENRY COLLEGE	300	0	0	0	300	0	0	0	0	0	0	0
ESTRN MEMNONITE C & SEM	1,038	0	0	0	1,038	0	0	0	0	0	0	0
FERRUM COLLEGE	621	0	0	0	621	0	0	0	0	0	0	0
GEORGE MASON UNIVERSITY	1,765	0	0	0	1,243	0	0	246	0	130	146	0
GERMANNA COMMUNITY COL	80	0	0	0	80	0	0	0	0	0	0	0
HAMPDEN-SYDNEY COLLEGE	124	0	0	0	124	0	0	0	0	0	0	0
HAMPTON INSTITUTE	5,417	0	125	305	4,017	0	9	470	0	488	3	0
HOLLINS COLLEGE	232	0	0	0	232	0	0	0	0	0	0	0
J SGT REYNOLDS COM COL	1,147	0	0	0	1,147	0	0	0	0	0	0	0
JAMES MADISON UNIVERSITY	1,163	0	0	0	1,163	0	0	0	0	0	0	0
JOHN TYLER COMMUNITY COL	366	0	0	0	366	0	0	0	0	0	0	0
LIBERTY BAPTIST COLLEGE	1,716	0	0	0	1,716	0	0	0	0	0	0	0
LONGWOOD COLLEGE	726	0	0	0	726	0	0	0	0	0	0	0
LORD FAIRFAX CMTY COLLEGE	103	0	0	0	103	0	0	0	0	0	0	0
LYNCHBURG COLLEGE	466	0	0	0	466	0	0	0	0	0	0	0
MARY BALDWIN COLLEGE	231	0	0	0	231	0	0	0	0	0	0	0
MARY WASHINGTON COLLEGE	445	0	0	0	445	0	0	0	0	0	0	0
MARYMOUNT COL OF VIRGINIA	262	0	0	0	262	0	0	0	0	0	0	0
MOUNTAIN EMPIRE CMTY COL	348	0	0	0	348	0	0	0	0	0	0	0
NATIONAL BUSINESS COL	905	0	0	0	905	0	0	0	0	0	0	0
NEW RIVER COMMUNITY COL	660	0	0	0	660	0	0	0	0	0	0	0
NORFOLK STATE UNIVERSITY	10,026	0	0	0	9,522	0	0	482	0	22	0	0
NORTHERN VA COMMUNITY COL	1,496	0	0	0	1,496	0	0	0	0	0	0	0
OLD DOMINION UNIVERSITY	9,795	0	0	1,666	5,998	0	227	106	31	1,630	137	0
PATRICK HENRY CMTY COL	121	0	0	0	121	0	0	0	0	0	0	0
PAUL D CAMP CMTY COLLEGE	353	0	0	0	353	0	0	0	0	0	0	0
PIEDMONT VA COMMUNITY COL	271	0	0	0	271	0	0	0	0	0	0	0
PRES SCH OF CHRISTIAN ED	12	0	0	0	12	0	0	0	0	0	0	0
RADFORD UNIVERSITY	1,335	0	0	0	1,309	26	0	0	0	0	0	0
RANDOLPH-MACON COLLEGE	254	0	0	0	223	0	0	0	0	0	31	0
RANDOLPH-MACON WOMANS COL	199	0	0	0	199	0	0	0	0	0	0	0
RAPPANNOCK CMTY COLLEGE	275	0	0	0	275	0	0	0	0	0	0	0
ROANOKE COLLEGE	503	0	0	0	503	0	0	0	0	0	0	0
SHENANDOAH COLLEGE	474	0	0	0	474	0	0	0	0	0	0	0
SOUTHERN SEMINARY JR COL	97	0	0	0	97	0	0	0	0	0	0	0
SOUTHSIDE VA CMTY COLLEGE	299	0	0	0	299	0	0	0	0	0	0	0
SOUTHWEST VA CMTY COL	516	0	0	0	516	0	0	0	0	0	0	0
ST PAUL'S COL (VA)	1,820	0	0	0	1,820	0	0	0	0	0	0	0
SHEET BRIAR COLLEGE	62	0	0	0	62	0	0	0	0	0	0	0
THOMAS NELSON CMTY COL	681	0	0	0	681	0	0	0	0	0	0	0
TIDEWATER COMMUNITY COL	1,364	0	0	0	1,364	0	0	0	0	0	0	0
UNIVERSITY OF RICHMOND	355	0	0	0	300	0	0	55	0	0	0	0
UNIVERSITY OF VIRGINIA	34,205	221	50	2,429	4,683	2,893	285	18,700	162	832	3,950	0
VA HIGHLANDS CMTY COLLEGE	621	0	0	0	621	0	0	0	0	0	0	0
VA POLYTECH INST & ST U	26,871	11,644	73	4,238	0	1,660	107	1,983	1,536	2,200	3,135	295
VIRGINIA COMMONWLTH UNIV	33,842	0	0	897	13,616	45	0	18,624	0	276	361	23
VIRGINIA INTERMONT COL	487	0	0	0	487	0	0	0	0	0	0	0
VIRGINIA MILITARY INST	303	0	0	0	236	0	0	0	0	27	40	0
VIRGINIA STATE UNIVERSITY	5,903	2,022	0	0	3,544	0	0	337	0	0	0	0
VIRGINIA UNION UNIVERSITY	2,148	0	0	0	2,148	0	0	0	0	0	0	0
VIRGINIA WESLEYAN COLLEGE	490	0	0	0	490	0	0	0	0	0	0	0
VIRGINIA WESTERN COMM COL	665	0	0	0	665	0	0	0	0	0	0	0
WASHINGTON & LEE UNIV	234	0	0	0	202	0	0	0	0	0	32	0
WYTHEVILLE COMMUNITY COL	848	0	0	0	848	0	0	0	0	0	0	0
WASHINGTON, TOTAL												
	190,366	9,194	478	15,881	57,945	6,774	1,540	72,685	448	2,176	20,798	2,447
BELLEVUE COMMUNITY COL	436	0	0	0	436	0	0	0	0	0	0	0
BIG BEND COMMUNITY COL	364	0	0	0	364	0	0	0	0	0	0	0
CENTRAL WASHINGTON UNIV	1,998	0	0	0	1,958	0	0	0	0	0	0	40
CENTRALIA COLLEGE	330	0	0	0	330	0	0	0	0	0	0	0
CITY COLLEGE	129	0	0	0	129	0	0	0	0	0	0	0
CLARK COLLEGE	601	0	0	0	601	0	0	0	0	0	0	0
COLUMBIA BASIN CMTY COL	223	0	0	0	223	0	0	0	0	0	0	0
CORNISH INSTITUTE	704	0	0	0	704	0	0	0	0	0	0	0
EASTERN WASHINGTON UNIV	2,708	1	0	0	2,405	0	0	277	0	0	25	0
EDMONDS COMMUNITY COLLEGE	407	0	0	0	407	0	0	0	0	0	0	0
EVERETT COMMUNITY COLLEGE	676	0	0	0	676	0	0	0	0	0	0	0
EVERGREEN STATE COLLEGE	1,592	0	0	0	1,472	0	0	0	0	10	110	0
FORT STEILACOOM CMTY COL	792	0	0	0	792	0	0	0	0	0	0	0
FT WRIGHT COL HOLY NAMES	508	0	0	0	508	0	0	0	0	0	0	0
GONZAGA UNIVERSITY	1,513	10	0	0	1,482	0	0	21	0	0	0	0
GRAYS HARBOR COLLEGE	256	0	0	0	256	0	0	0	0	0	0	0
GREEN RIVER CMTY COLLEGE	731	0	0	0	731	0	0	0	0	0	0	0
GRIFFIN COLLEGE	798	0	0	0	798	0	0	0	0	0	0	0
HIGHLINE COMMUNITY COL	810	0	0	0	810	0	0	0	0	0	0	0
LOWER COLUMBIA COLLEGE	570	0	0	0	570	0	0	0	0	0	0	0
LUTHERAN BIBLE INST SEAT	77	0	0	0	77	0	0	0	0	0	0	0
MM COL ASSEMBLIES OF GOD	255	0	0	0	255	0	0	0	0	0	0	0
OLYMPIC COLLEGE	437	0	0	0	437	0	0	0	0	0	0	0
PACIFIC LUTHERAN UNIV	1,539	0	0	0	1,419	0	0	95	0	0	25	0
PENINSULA COLLEGE	164	0	0	0	164	0	0	0	0	0	0	0
PUGET SND COL OF BIBLE	65	0	0	0	65	0	0	0	0	0	0	0
SEATTLE COMMUNITY COLLEGE	3,979	0	0	0	3,979	0	0	0	0	0	0	0
SEATTLE PACIFIC UNIV	1,482	0	0	0	1,392	0	0	66	0	0	24	0
SEATTLE UNIVERSITY	1,566	0	0	0	1,566	0	0	0	0	0	0	0
SHORELINE COMMUNITY COL	490	0	0	0	490	0	0	0	0	0	0	0
SKAGIT VALLEY COLLEGE	444	0	0	0	444	0	0	0	0	0	0	0
SPOKANE COMMUNITY COLLEGE	1,326	0	0	0	1,326	0	0	0	0	0	0	0
SPOKANE FALLS CMTY COL	1,033	1	0	0	1,032	0	0	0	0	0	0	0
ST MARTIN'S COLLEGE	287	0	0	0	287	0	0	0	0	0	0	0
TACOMA COMMUNITY COLLEGE	550	0	0	0	549	0	0	0	0	0	0	1
UNIVERSITY OF PUGET SOUND	1,755	0	0	0	1,721	0	0	0	0	0	34	0
UNIVERSITY OF WASHINGTON	128,197	760	378	14,670	16,383	6,177	965	68,675	337	1,928	17,658	266
HALLA HALLA COLLEGE	1,064	0	0	0	979	0	0	85	0	0	0	0
HALLA HALLA COMMUNITY COL	463	0	0	0	463	0	0	0	0	0	0	0

SEE FOOTNOTES AT END OF TABLE.



TABLE B-35. -- FEDERAL OBLIGATIONS TO UNIVERSITIES AND COLLEGES,
BY STATE, INSTITUTION, AND AGENCY: FY 1982

CONTINUED		(DOLLARS IN THOUSANDS)										
STATE & INSTITUTION	TOTAL	USDA	COM	DOD	ED	DOE	EPA	HHS	INT	NASA	NSF	OTHER*
WASHINGTON, CONT'D												
WASHINGTON STATE UNIV	24,083	8,403	100	1,211	4,511	597	575	3,440	111	232	2,763	2,140
WENATCHEE VALLEY COL	362	0	0	0	362	0	0	0	0	0	0	0
WESTERN WASHINGTON UNIV	2,552	19	0	0	2,342	0	0	26	0	6	159	0
WHATCOM COMMUNITY COLLEGE	125	0	0	0	125	0	0	0	0	0	0	0
WHITMAN COLLEGE	357	0	0	0	357	0	0	0	0	0	0	0
WHITWORTH COLLEGE	966	0	0	0	966	0	0	0	0	0	0	0
YAKIMA VALLEY CMTY COL	602	0	0	0	602	0	0	0	0	0	0	0
WEST VIRGINIA, TOTAL	35,905	7,021	0	282	21,894	1,056	394	3,848	260	0	1,015	135
ALDERSON BROADBUS COLLEGE	949	0	0	0	852	0	0	97	0	0	0	0
APPALACHIAN BIBLE COLLEGE	105	0	0	0	105	0	0	0	0	0	0	0
BECKLEY COLLEGE	181	0	0	0	181	0	0	0	0	0	0	0
BETHANY COLLEGE (MV)	807	0	0	0	807	0	0	0	0	0	0	0
BLUEFIELD STATE COLLEGE	682	0	0	0	682	0	0	0	0	0	0	0
CONCORD COLLEGE	1,054	0	0	0	1,054	0	0	0	0	0	0	0
DAVIS & ELKINS COLLEGE	605	0	0	0	605	0	0	0	0	0	0	0
FAIRMONT STATE COLLEGE	1,155	0	0	0	1,155	0	0	0	0	0	0	0
GLENVILLE STATE COLLEGE	730	0	0	0	730	0	0	0	0	0	0	0
MARSHALL UNIVERSITY	3,303	4	0	44	2,338	0	0	917	0	0	0	0
MOUNTAIN STATE COLLEGE	228	0	0	0	228	0	0	0	0	0	0	0
OHIO VALLEY COLLEGE	249	0	0	0	249	0	0	0	0	0	0	0
PARKERSBURG COMMUNITY COL	328	0	0	0	328	0	0	0	0	0	0	0
POTOMAC STATE COLLEGE	413	0	0	0	413	0	0	0	0	0	0	0
SALEM COLLEGE	1,100	0	0	0	1,100	0	0	0	0	0	0	0
SHEPHERD COLLEGE	422	0	0	0	422	0	0	0	0	0	0	0
SOUTHERN W VA CMTY COL	357	0	0	0	357	0	0	0	0	0	0	0
UNIVERSITY OF CHARLESTON	291	0	0	0	291	0	0	0	0	0	0	0
W VA COL OF GRAD STUDIES	10	0	0	0	6	0	4	0	0	0	0	0
W VA NORTHERN CMTY COL	346	0	0	0	346	0	0	0	0	0	0	0
W VA SCHL OSTEOPATHIC MED	200	0	0	0	6	0	0	194	0	0	0	0
WEST LIBERTY STATE COL	995	0	0	0	975	20	0	0	0	0	0	0
WEST VIRGINIA INST TECH	1,204	0	0	0	1,099	0	0	0	0	0	0	105
WEST VIRGINIA STATE COL	1,786	0	0	0	1,786	0	0	0	0	0	0	0
WEST VIRGINIA UNIVERSITY	17,039	7,017	0	238	4,494	1,036	390	2,559	260	0	1,015	30
WEST VIRGINIA WESLEYN COL	855	0	0	0	855	0	0	0	0	0	0	0
WHEELING COLLEGE	511	0	0	0	430	0	0	81	0	0	0	0
WISCONSIN, TOTAL	176,426	13,404	1,680	6,039	61,180	9,075	1,700	60,534	316	3,686	18,046	766
ALVERNO COLLEGE	326	0	0	0	326	0	0	0	0	0	0	0
BELOIT COLLEGE	555	0	0	0	504	0	0	0	0	0	51	0
BLACKHAWK TECHNICAL INST	1	0	0	0	1	0	0	0	0	0	0	0
CARDINAL STRITCH COLLEGE	217	0	0	0	203	0	0	0	0	0	14	0
CARROLL COLLEGE (WI)	558	0	0	0	558	0	0	0	0	0	0	0
CARTHAGE COLLEGE	347	0	0	0	347	0	0	0	0	0	0	0
CONCORDIA COLLEGE (WI)	325	0	0	0	325	0	0	0	0	0	0	0
DISTRICT ONE TECH INST	872	0	0	0	872	0	0	0	0	0	0	0
EDGEWOOD COLLEGE	354	0	0	0	204	0	0	150	0	0	0	0
FOX VALLEY TECHNICAL INST	669	0	0	0	669	0	0	0	0	0	0	0
HOLY REDEEMER COLLEGE	14	0	0	0	14	0	0	0	0	0	0	0
INSTITUTE PAPER CHEMISTRY	45	0	44	0	1	0	0	0	0	0	0	0
LAKELAND COLLEGE	378	0	0	0	378	0	0	0	0	0	0	0
LAKESHORE TECH INSTITUTE	31	0	0	0	31	0	0	0	0	0	0	0
LAWRENCE UNIVERSITY	408	0	0	0	408	0	0	0	0	0	0	0
MADISON AREA TECH COLLEGE	977	0	0	0	956	0	0	21	0	0	0	0
MADISON BUSINESS COL	82	0	0	0	82	0	0	0	0	0	0	0
MARIAN COL OF FOND DU LAC	231	0	0	0	231	0	0	0	0	0	0	0
MARQUETTE UNIVERSITY	5,079	0	0	22	3,738	121	7	796	0	0	395	0
MEDICAL COLLEGE OF WIS	9,535	49	0	136	0	0	0	9,123	0	58	169	0
MID-STATE TECHNICAL INST	2	0	0	0	2	0	0	0	0	0	0	0
MILTON COLLEGE	48	0	0	0	48	0	0	0	0	0	0	0
MILWAUKEE AREA TECH COL	3	0	0	0	3	0	0	0	0	0	0	0
MILWAUKEE SCHOOL OF ENG	621	0	0	66	555	0	0	0	0	0	0	0
MILWAUKEE STRATTON COL	337	0	0	0	337	0	0	0	0	0	0	0
MORAIN PARK TECH INST	347	0	0	0	347	0	0	0	0	0	0	0
MOUNT MARY COLLEGE	193	0	0	0	193	0	0	0	0	0	0	0
MOUNT SENARIO COLLEGE	547	0	0	0	529	18	0	0	0	0	0	0
NE WISCONSIN TECH INST	503	0	0	0	503	0	0	0	0	0	0	0
NORTHLAND COLLEGE	650	0	0	0	650	0	0	0	0	0	0	0
NORTHWESTERN COL (WI)	83	0	0	0	83	0	0	0	0	0	0	0
RIPON COLLEGE	397	0	0	0	397	0	0	0	0	0	0	0
SILVER LAKE COLLEGE	165	0	0	0	165	0	0	0	0	0	0	0
ST NORBERT COLLEGE	577	0	0	0	577	0	0	0	0	0	0	0
UNIV OF WIS-CENTER SYSTEM	262	0	0	0	32	0	0	228	2	0	0	0
UNIV OF WIS-EAU CLAIRE	4,239	0	0	0	3,925	0	0	314	0	0	0	0
UNIV OF WIS-GREEN BAY	1,245	0	0	0	1,198	0	0	46	0	0	0	0
UNIV OF WIS-LA CROSSE	3,098	0	0	0	2,981	0	0	117	0	0	0	0
UNIV OF WIS-MADISON	100,091	12,972	1,631	5,661	1,539	8,780	0	49,045	178	3,604	16,048	633
UNIV OF WIS-MILWAUKEE	7,767	0	0	109	5,663	136	53	581	1	24	1,200	0
UNIV OF WIS-OSHKOSH	3,087	0	0	0	2,953	0	0	111	0	0	23	0
UNIV OF WIS-PARKSIDE	1,294	0	0	0	1,175	0	0	119	0	0	0	0
UNIV OF WIS-PLATTEVILLE	2,116	0	0	45	2,071	0	0	0	0	0	0	0
UNIV OF WIS-RIVER FALLS	1,727	0	0	0	1,727	0	0	0	0	0	0	0
UNIV OF WIS-STEVENS POINT	4,091	5	0	0	3,959	0	50	0	-17	0	60	0
UNIV OF WIS-STOUT	3,294	0	0	0	3,294	0	0	0	0	0	0	0
UNIV OF WIS-SUPERIOR	2,006	0	0	0	1,034	20	904	0	0	0	48	0
UNIV OF WIS-WHITEWATER	2,388	0	0	0	2,388	0	0	0	0	0	0	0
UNIV OF WISCONSIN SYS OFF	12,960	378	5	0	11,720	0	686	0	0	0	38	133
VITERBO COLLEGE	1,059	0	0	0	1,059	0	0	0	0	0	0	0
WIS INDIAN VO TECH ED DIS	203	0	0	0	203	0	0	0	0	0	0	0
WISCONSIN LUTHERAN COL	22	0	0	0	22	0	0	0	0	0	0	0
WYOMING, TOTAL	12,533	2,819	35	428	3,604	870	764	761	1,167	226	1,754	5
CASPER COLLEGE	330	0	0	0	230	0	100	0	0	0	0	0
CENTRAL WYOMING COLLEGE	123	0	0	0	100	0	0	23	0	0	0	0

SEE FOOTNOTES AT END OF TABLE.

TABLE B-35. -- FEDERAL OBLIGATIONS TO UNIVERSITIES AND COLLEGES,
BY STATE, INSTITUTION, AND AGENCY: FY 1982

CONTINUED												
(DOLLARS IN THOUSANDS)												
STATE & INSTITUTION	TOTAL	USDA	COM	DOD	ED	DOE	EPA	HHS	INT	NASA	NSF	OTHER*
WYOMING, CONT'D												
EASTERN WYOMING COLLEGE	132	0	0	0	132	0	0	0	0	0	0	0
LARAMIE COUNTY CMTY COL	286	0	0	0	235	0	0	51	0	0	0	0
NORTHWEST COMMUNITY COL	262	0	0	0	262	0	0	0	0	0	0	0
SHERIDAN COLLEGE	199	0	0	0	199	0	0	0	0	0	0	0
UNIVERSITY OF WYOMING	11,161	2,818	35	428	2,407	870	664	687	1,167	326	1,754	5
WESTERN WYOMING CMTY COL	40	1	0	0	39	0	0	0	0	0	0	0
GUAM, TOTAL	5,379	1,436	0	0	3,833	0	0	0	110	0	0	0
GUAM COMMUNITY COLLEGE	2,982	0	0	0	2,982	0	0	0	0	0	0	0
UNIVERSITY OF GUAM	2,397	1,436	0	0	851	0	0	0	110	0	0	0
PUERTO RICO, TOTAL	135,465	9,990	0	320	112,842	818	0	10,420	110	131	553	281
AGUADILLA REGIONAL COL	180	0	0	0	180	0	0	0	0	0	0	0
AMERICAN COLLEGE OF P R	3,946	0	0	0	3,946	0	0	0	0	0	0	0
ANTILLIAN COLLEGE	1,192	0	0	0	1,192	0	0	0	0	0	0	0
BAYAMON CENTRAL UNIV	2,178	0	0	0	2,178	0	0	0	0	0	0	0
BAYAMON TECH UNIVERSITY	150	0	0	0	0	0	0	0	0	0	0	0
CAGUAS CITY COLLEGE	552	0	0	0	552	0	0	0	0	0	0	150
CARIBBEAN CTR FOR ADV STD	1	0	0	0	1	0	0	0	0	0	0	0
CARIBBEAN UNIVERSITY COL	2,924	0	0	0	2,924	0	0	0	0	0	0	0
CARIBE UNIVERSITY	723	0	0	0	0	0	0	723	0	0	0	0
CATHOLIC UNIV OF P R	16,324	0	0	0	15,795	0	0	529	0	0	0	0
CENTER ADV STUD PR&CARIB	15	0	0	0	15	0	0	0	0	0	0	0
COLEGIO UNIV METROPOLITA	11,478	0	0	0	11,478	0	0	0	0	0	0	0
CONSV OF MUSIC OF P R	37	0	0	0	37	0	0	0	0	0	0	0
INST COM DE P RICO JR COL	1,561	0	0	0	1,561	0	0	0	0	0	0	0
INTER AM U PR-CTRL OFF	32,210	0	0	0	32,026	0	0	184	0	0	0	0
INTER AMER U OF PR METROP	150	0	0	0	137	0	0	13	0	0	0	0
INTL INST OF AMER WORLD U	5,511	0	0	0	5,511	0	0	0	0	0	0	0
POLYTECH UNIV OF P R	403	0	0	0	403	0	0	0	0	0	0	0
PONCE REGIONAL COLLEGE	137	0	0	0	137	0	0	0	0	0	0	0
PONCE SCHOOL OF MEDICINE	817	0	0	0	2	0	0	788	0	0	27	0
RAMIREZ COL-BUS & TECH	1,176	0	0	0	1,176	0	0	0	0	0	0	0
SAN JUAN TECH CMTY COL	769	0	0	0	769	0	0	0	0	0	0	0
TURABO UNIVERSITY COLLEGE	739	0	0	0	712	27	0	0	0	0	0	0
U P R - CAROLINA REG COL	268	0	0	0	268	0	0	0	0	0	0	0
U P R - REGIONAL COL ADMN	22,426	0	0	0	22,426	0	0	0	0	0	0	0
UNIV CTRL CARIBE ESCUELA	5	0	0	0	5	0	0	0	0	0	0	0
UNIV OF P R-ARECIBO COL	176	0	0	0	176	0	0	0	0	0	0	0
UNIV OF P R-CAYEY U COL	355	0	0	0	335	0	0	20	0	0	0	0
UNIV OF P R-HUMACAO U COL	172	0	0	0	172	0	0	0	0	0	0	0
UNIV OF P R-MAYAGUEZ	8,071	6,516	0	97	256	726	0	154	110	131	0	81
UNIV OF P R-MED SCI CMPUS	7,284	0	0	186	0	65	0	6,942	0	0	91	0
UNIV OF P R-RIO PIEDRAS	5,163	3,474	0	37	150	0	0	1,067	0	0	435	50
UNIV OF P R, SYSTEM OFF	193	0	0	0	143	0	0	0	0	0	0	0
UNIV OF THE SACRED HEART	8,179	0	0	0	8,179	0	0	0	0	0	0	0
AMERICAN SAMOA, TOTAL	915	721	0	0	194	0	0	0	0	0	0	0
AMERICAN SAMOA CMTY COL	915	721	0	0	194	0	0	0	0	0	0	0
VIRGIN ISLANDS, TOTAL	2,268	1,363	0	0	795	0	0	0	110	0	0	0
COL OF THE VIRGIN ISLANDS	2,268	1,363	0	0	795	0	0	0	110	0	0	0
TRUST TERRITORY PAC ISL, TOTAL	2,311	777	0	0	1,494	0	0	40	0	0	0	0
CMTY COL OF MICRONESIA	2,311	777	0	0	1,494	0	0	40	0	0	0	0

* INCLUDES DOT, AID, HUD, LABOR, AND NRC.

SOURCE: NATIONAL SCIENCE FOUNDATION



TABLE B-36. -- FEDERAL OBLIGATIONS TO UNIVERSITIES AND COLLEGES FOR RESEARCH AND DEVELOPMENT, BY STATE, INSTITUTION, AND AGENCY: FY 1982

(DOLLARS IN THOUSANDS)

STATE & INSTITUTION	TOTAL	USDA	COM	DOD	ED	DOE	EPA	HHS	INT	NASA	NSF	OTHER*
UNITED STATES, TOTAL	4,552,543	256,535	39,132	813,673	34,379	265,155	78,027	2,110,633	21,545	167,744	689,692	76,028
ALABAMA, TOTAL	45,746	6,991	260	1,930	464	606	569	31,465	114	1,622	1,132	593
ALABAMA A & M UNIVERSITY	1,485	1,341	0	91	0	0	53	0	0	0	0	0
ATHENS STATE COLLEGE	30	0	0	0	0	0	0	0	0	30	0	0
AUBURN UNIVERSITY	6,714	4,234	75	602	0	523	188	423	104	59	120	386
BIRMINGHAM SOUTHERN COL	10	0	0	0	0	0	0	0	10	0	0	0
JACKSONVILLE STATE UNIV	62	0	0	62	0	0	0	0	0	0	0	0
TALLADEGA COLLEGE	30	0	0	0	0	0	0	0	0	30	0	0
THE UNIVERSITY OF ALABAMA	1,028	0	0	157	0	58	0	560	0	35	218	0
TUSKEGEE INSTITUTE	1,836	1,285	125	64	0	0	0	39	0	177	146	0
UNIV ALABAMA BIRMINGHAM	28,731	131	0	308	464	0	118	27,203	0	83	424	0
UNIV ALABAMA HUNTSVILLE	2,142	0	0	646	0	25	0	138	0	1,208	125	0
UNIV OF ALABAMA SYS OFF	327	0	60	0	0	0	60	0	0	0	0	207
UNIV OF SOUTH ALABAMA	3,351	0	0	0	0	0	150	3,102	0	0	99	0
ALASKA, TOTAL	11,206	1,307	1,515	1,026	75	586	125	93	93	1,301	5,075	10
ALASKA PACIFIC UNIVERSITY	3	0	0	0	0	0	0	0	0	3	0	0
UNIV OF ALASKA ANCHORAGE	154	0	0	0	0	41	0	93	20	0	0	0
UNIV OF ALASKA FAIRBANKS	8,403	301	0	1,026	75	545	0	0	73	1,298	5,075	10
UNIV OF ALASKA SYSTEM OFF	2,646	1,006	1,515	0	0	0	125	0	0	0	0	0
ARIZONA, TOTAL	43,431	3,152	296	5,454	157	1,590	644	16,214	129	4,999	10,041	755
ARIZONA STATE UNIVERSITY	7,358	37	0	1,068	75	487	0	1,000	21	1,448	3,210	12
COLLEGE OF GANADO	56	0	0	0	0	0	0	56	0	0	0	0
NORTHERN ARIZONA UNIV	329	187	0	0	0	0	0	0	1	10	131	0
UNIVERSITY OF ARIZONA	35,688	2,928	296	4,386	82	1,103	644	15,158	107	3,541	6,700	743
ARKANSAS, TOTAL	11,112	5,248	50	456	191	240	779	2,475	80	210	1,268	115
ARKANSAS STATE UNIVERSITY	9	0	0	0	0	0	0	0	0	0	9	0
JOHN BROWN UNIVERSITY	11	0	0	0	0	0	0	11	0	0	0	0
MISS COUNTY COMMUNITY COL	200	0	0	0	0	200	0	0	0	0	0	0
U OF ARK AT MONTICELLO	9	0	0	0	0	0	0	0	0	0	0	0
U OF ARKANSAS MED SCI CAM	2,048	0	0	0	0	0	0	2,015	0	0	33	0
UNIV OF ARK FAYETTEVILLE	6,357	4,091	0	456	0	40	0	318	80	180	1,192	0
UNIV OF ARK LITTLE ROCK	594	0	50	0	29	0	320	131	0	30	34	0
UNIV OF ARK PINE BLUFF	1,148	1,148	0	0	0	0	0	0	0	0	0	0
UNIV OF ARK SYS OFF	736	0	0	0	162	0	459	0	0	0	0	115
CALIFORNIA, TOTAL	627,600	10,871	5,291	95,121	3,367	39,134	6,629	293,484	2,125	36,345	129,866	5,367
CAL POLY ST U SAN LUIS OB	432	87	0	0	0	0	0	0	0	189	156	0
CALIF ST COL BAKERSFIELD	13	0	0	0	0	0	0	0	0	0	13	0
CALIF ST POLY UNIV POMONA	20	0	0	0	0	0	0	0	0	20	0	0
CALIF ST UNIV FULLERTON	363	0	0	0	0	0	0	165	0	56	142	0
CALIF ST UNIV HAYWARD	129	0	0	46	0	0	83	0	0	0	0	0
CALIF ST UNIV LONG BEACH	393	0	0	60	0	0	0	136	0	54	143	0
CALIF ST UNIV LOS ANGELES	240	0	0	0	0	0	0	42	0	0	198	0
CALIF ST UNIV NORTHRI	364	0	0	10	0	45	0	199	0	0	110	0
CALIF ST UNIV SACRAMENTO	75	0	0	60	0	0	0	0	0	0	15	0
CALIF STATE UNIV CHICO	47	0	0	0	0	0	0	0	0	0	27	20
CALIF STATE UNIV FRESNO	121	0	0	0	0	0	0	44	0	0	77	0
CALIFORNIA INST OF TECH	36,672	106	291	6,747	0	3,764	89	7,390	964	4,686	12,635	0
CLAREMONT GRADUATE SCHOOL	100	21	0	0	62	0	0	0	0	0	17	0
CLAREMONT MCKENNA COLLEGE	74	0	0	0	0	0	0	74	0	0	0	0
CLAREMONT U CTR SYS OFF	39	0	0	39	0	0	0	0	0	0	0	0
DE ANZA COLLEGE	60	0	0	0	0	0	0	0	0	60	0	0
DREN POST-GRAD MED SCHOOL	71	0	0	0	0	0	71	0	0	0	0	0
FULLER THEOLOGICAL SEM	24	0	0	0	0	0	0	24	0	0	0	0
HARVEY MUDD COLLEGE	149	0	0	51	0	0	0	0	0	12	86	0
HUMBOLDT STATE UNIVERSITY	178	126	0	0	0	0	0	0	0	0	52	0
LOMA LINDA UNIVERSITY	2,913	0	0	24	0	0	0	2,876	13	0	0	0
MILLS COLLEGE	39	0	0	0	0	0	0	0	0	0	39	0
OCCIDENTAL COLLEGE	138	0	0	0	0	0	0	33	0	0	105	0
PITZER COLLEGE	67	0	0	0	0	0	0	67	0	0	0	0
POINT LOMA COLLEGE	5	0	0	0	0	0	0	0	5	0	0	0
POMONA COLLEGE	419	2	0	0	0	0	88	239	0	0	90	0
SAN DIEGO JR COL SYS OFF	31	31	0	0	0	0	0	0	0	0	0	0
SAN DIEGO STATE UNIV	3,705	44	0	1,054	0	850	0	512	0	250	995	0
SAN FRANCISCO STATE UNIV	682	0	83	0	0	40	0	206	27	234	92	0
SAN JOSE STATE UNIVERSITY	2,285	6	0	409	0	0	0	70	0	1,258	542	0
SCRIPPS COLLEGE	44	0	0	0	0	0	0	44	0	0	0	0
SONOMA STATE UNIVERSITY	37	0	0	0	0	0	0	0	37	0	0	0
STANFORD UNIVERSITY	124,289	62	15	29,167	1,301	5,093	1,856	53,875	239	8,468	24,213	0
THE WRIGHT INSTITUTE	116	0	0	0	0	0	0	116	0	0	0	0
U OF CAL SYS WIDE PRGMS	4,941	15	3,851	0	1,075	0	0	0	0	0	0	0
UNIV OF CAL BERKELEY	65,555	3,057	152	15,462	330	2,284	322	19,449	24	4,567	18,320	1,588
UNIV OF CAL DAVIS	32,700	4,832	0	395	0	4,044	638	14,801	207	289	4,294	3,200
UNIV OF CAL IRVINE	22,003	81	0	2,862	0	3,117	273	11,281	33	416	3,707	233
UNIV OF CAL LOS ANGELES	89,661	232	36	5,886	231	10,318	1,467	55,371	60	3,437	12,623	0
UNIV OF CAL RIVERSIDE	10,457	1,481	0	262	55	1,576	699	3,240	0	502	2,385	257
UNIV OF CAL SAN DIEGO	90,896	342	0	14,579	169	2,605	70	31,510	0	7,924	33,693	4
UNIV OF CAL SAN FRANCISCO	66,752	161	0	2,205	0	2,302	95	60,020	5	728	1,236	0
UNIV OF CAL SANTA BARBARA	13,329	0	0	2,761	144	1,223	411	2,741	38	507	5,504	0
UNIV OF CAL SANTA CRUZ	4,599	100	0	192	0	506	0	1,496	0	56	2,249	0
UNIV OF SAN FRANCISCO	422	0	0	49	0	0	0	0	0	313	60	0
UNIV OF SOUTHERN CAL	50,402	85	863	12,801	0	1,367	357	27,145	473	1,337	5,909	65
UNIVERSITY OF REDLANDS	35	0	0	0	0	0	0	0	0	0	35	0
UNIVERSITY OF SANTA CLARA	1,006	0	0	0	0	0	0	69	0	881	56	0
UNIVERSITY OF THE PACIFIC	508	0	0	0	0	0	110	249	0	101	48	0
COLORADO, TOTAL	77,139	4,711	2,305	9,955	337	5,815	2,797	30,016	1,947	5,702	12,883	671
CMTY COL OF DENVER SYS OF	12	0	0	0	0	0	0	12	0	0	0	0
COLORADO COLLEGE	74	0	0	0	0	0	0	0	0	0	74	0

SEE FOOTNOTES AT END OF TABLE.

TABLE B-36. -- FEDERAL OBLIGATIONS TO UNIVERSITIES AND COLLEGES FOR RESEARCH AND DEVELOPMENT, BY STATE, INSTITUTION, AND AGENCY: FY 1982

CONTINUED

(DOLLARS IN THOUSANDS)

STATE & INSTITUTION	TOTAL	USDA	COM	DOD	ED	DOE	EPA	HHS	INT	NASA	NSF	OTHER*
COLORADO, CONT'D												
COLORADO SCHOOL OF MINES	1,838	0	64	816	0	275	10	0	200	46	427	0
COLORADO STATE UNIVERSITY	22,614	4,492	607	2,381	0	1,524	970	4,475	1,445	849	5,206	665
FORT LEWIS COLLEGE	49	0	0	0	0	0	0	0	4	0	45	0
UNIV OF SOUTHERN COLORADO	226	0	0	0	0	0	0	0	0	226	0	0
UNIVERSITY OF COLORADO	43,786	129	1,634	3,274	337	3,342	376	24,546	288	3,565	6,289	6
UNIVERSITY OF DENVER	8,540	90	0	3,484	0	674	1,441	983	10	1,016	842	0
CONNECTICUT, TOTAL	106,116	928	290	8,228	195	6,417	0	77,297	69	834	11,858	0
CENTRAL CONN STATE UNIV	10	0	0	10	0	0	0	0	0	0	0	0
FAIRFIELD UNIVERSITY	32	0	0	0	0	0	0	0	0	0	32	0
HARTFORD GRADUATE CENTER	219	0	0	0	0	0	0	0	0	0	219	0
QUINNIPIAC COLLEGE	112	0	0	0	0	0	0	97	0	0	15	0
ST JOSEPH COLLEGE	75	0	0	0	0	0	0	75	0	0	0	0
TRINITY COLLEGE	105	0	0	0	0	0	0	64	0	0	41	0
UNIVERSITY OF BRIDGEPORT	53	0	0	0	0	0	0	0	0	0	53	0
UNIVERSITY OF CONNECTICUT	24,972	884	290	2,199	0	759	0	17,347	67	320	3,106	0
UNIVERSITY OF HARTFORD	29	0	0	0	0	29	0	0	0	0	0	0
WESLEYAN UNIVERSITY	1,589	0	0	0	0	49	0	1,179	0	15	346	0
YALE UNIVERSITY	78,920	44	0	6,019	195	5,580	0	58,535	2	499	8,046	0
DELAWARE, TOTAL	8,191	1,665	405	755	0	421	148	1,595	89	177	2,769	167
DELAWARE STATE COLLEGE	455	433	0	22	0	0	0	0	0	0	0	0
UNIVERSITY OF DELAWARE	7,736	1,232	405	733	0	421	148	1,595	89	177	2,769	167
DISTRICT OF COLUMBIA, TOTAL	42,472	1,639	246	8,852	2,432	1,660	130	21,599	69	2,362	2,832	601
AMERICAN UNIVERSITY	1,079	0	113	258	0	0	0	141	0	0	367	200
CATHOLIC UNIV OF AMERICA	1,659	0	94	814	41	4	0	324	0	82	300	0
GALLAUDET COLLEGE	2,067	0	0	0	2,013	0	0	54	0	0	0	0
GEORGE WASHINGTON UNIV	16,279	320	39	3,636	428	326	50	9,367	2	1,346	765	0
GEORGETOWN UNIVERSITY	12,259	727	0	2,537	0	1,250	0	6,893	0	0	852	0
HOWARD UNIVERSITY	8,023	70	0	1,279	0	80	80	4,820	0	822	548	324
UNIVERSITY OF D C	1,106	522	0	328	0	0	0	0	67	112	0	77
FLORIDA, TOTAL	84,924	7,162	931	13,285	8	3,355	3,265	35,882	352	2,421	13,059	5,204
BARRY COLLEGE	85	0	0	0	0	0	0	66	0	0	19	0
ECKERD COLLEGE	110	0	0	0	0	0	0	110	0	0	0	0
EDWARD WATERS COLLEGE	50	0	0	0	0	0	0	0	0	0	0	50
EMBRY-RIDDLE AERO UNIV	79	0	0	31	0	0	0	0	0	48	0	0
FLORIDA A & M UNIVERSITY	1,160	862	0	0	0	0	0	72	0	176	0	50
FLORIDA ATLANTIC UNIV	290	0	0	108	0	0	0	37	0	0	145	0
FLORIDA INST OF TECH	333	0	65	30	0	0	86	152	0	0	0	0
FLORIDA INTERNATIONAL U	551	0	0	0	0	0	164	99	121	0	8	159
FLORIDA STATE UNIVERSITY	13,410	40	289	4,657	0	1,608	746	2,370	0	436	3,181	83
NOVA UNIVERSITY	509	0	0	107	0	0	0	26	0	0	376	0
UNIV OF CENTRAL FLORIDA	1,774	0	25	1,273	0	0	266	23	0	93	94	0
UNIV OF SOUTH FLORIDA	3,370	60	57	344	8	0	0	2,374	22	49	456	0
UNIV OF WEST FLORIDA	990	0	0	0	0	0	990	0	0	0	0	0
UNIVERSITY OF FLORIDA	35,106	6,200	30	3,720	0	956	820	19,311	172	846	4,189	4,862
UNIVERSITY OF MIAMI	27,070	0	465	3,015	0	791	193	17,205	37	773	4,591	0
UNIVERSITY OF NORTH FLA	37	0	0	0	0	0	0	37	0	0	0	0
GEORGIA, TOTAL	90,891	7,278	1,020	37,607	233	3,591	1,196	29,101	144	1,879	7,557	1,285
AGNES SCOTT COLLEGE	22	0	0	0	0	0	0	0	0	0	22	0
ALBANY STATE COLLEGE	750	0	0	0	0	0	0	0	0	0	0	750
ATLANTA UNIVERSITY	1,004	0	0	357	15	0	0	174	0	144	229	85
CLARK COLLEGE	25	0	0	25	0	0	0	0	0	0	0	0
EMORY UNIVERSITY	18,574	0	0	46	10	224	0	17,147	0	288	859	0
FORT VALLEY STATE COLLEGE	1,606	1,353	0	0	0	6	0	247	0	0	0	0
GAINESVILLE JUNIOR COL	37	0	0	0	0	0	37	0	0	0	0	0
GEORGIA INSTITUTE OF TECH	43,530	22	120	35,985	0	950	381	1,750	101	1,370	2,430	421
GEORGIA SOUTHERN COLLEGE	152	0	0	0	0	0	0	115	0	0	37	0
GEORGIA STATE UNIVERSITY	1,174	0	0	271	201	49	260	111	0	5	277	0
MEDICAL COL OF GEORGIA	6,119	0	0	144	0	0	0	5,815	0	0	160	0
MERCER UNIVERSITY	78	0	0	0	0	0	0	78	0	0	0	0
MOREHOUSE COLLEGE	685	20	0	204	0	0	72	184	0	50	155	0
MORRIS BROWN COLLEGE	46	0	0	46	0	0	0	0	0	0	0	0
SAVANNAH STATE COLLEGE	71	0	0	0	0	0	71	0	0	0	0	0
SPELMAN COLLEGE	27	0	0	27	0	0	0	0	0	0	0	0
UNIVERSITY OF GEORGIA	16,991	5,883	900	502	7	2,362	375	3,480	43	22	3,388	29
HAWAII, TOTAL	24,493	2,306	2,293	2,873	0	1,462	231	5,203	154	3,837	3,927	2,207
U OF HAWAII-MONOLULU COM C	59	0	0	0	0	0	0	0	0	0	59	0
UNIV HAWAII AT HILO	1,900	0	0	0	0	0	0	0	0	0	0	1,900
UNIV OF HAWAII SYS OFF	2,534	0	2,293	0	0	0	231	0	10	0	0	0
UNIV OF HAWAII-MANOA	20,000	2,306	0	2,873	0	1,462	0	5,203	144	3,837	3,868	307
IDAHO, TOTAL	4,834	3,311	71	0	83	58	219	283	463	43	303	0
BOISE STATE UNIVERSITY	2	2	0	0	0	0	0	0	0	0	0	0
UNIVERSITY OF IDAHO	4,832	3,309	71	0	83	58	219	283	463	43	303	0
ILLINOIS, TOTAL	190,913	5,721	193	20,296	3,455	13,426	5,295	87,510	139	6,877	43,164	4,837
CHICAGO COL OF OSTEO MED	157	0	0	0	0	0	0	157	0	0	0	0
CHICAGO STATE UNIVERSITY	20	0	0	0	0	0	0	20	0	0	0	0
DE PAUL UNIVERSITY	72	0	0	0	0	0	0	0	0	0	72	0
EASTERN ILLINOIS UNIV	32	0	0	0	0	0	0	0	0	0	32	0
ELMHURST COLLEGE	7	0	0	0	0	0	0	0	0	7	0	0
GOVERNORS STATE UNIV	23	0	0	0	0	0	23	0	0	0	0	0
ILLINOIS BENEDECTINE COL	10	0	0	0	0	0	0	10	0	0	0	0
ILLINOIS COL OF OPTOMETRY	23	0	0	0	0	0	0	23	0	0	0	0

SEE FOOTNOTES AT END OF TABLE.

TABLE B-36. -- FEDERAL OBLIGATIONS TO UNIVERSITIES AND COLLEGES FOR RESEARCH AND DEVELOPMENT, BY STATE, INSTITUTION, AND AGENCY: FY 1982

CONTINUED		(DOLLARS - IN THOUSANDS)										
STATE & INSTITUTION	TOTAL	USDA	COM	DOD	ED	DOE	EPA	HHS	INT	NASA	NSF	OTHER*
ILLINOIS, CONT'D												
ILLINOIS INST OF TECH	4,835	0	0	1,829	0	440	707	792	0	223	844	0
ILLINOIS STATE UNIVERSITY	79	0	0	0	0	13	0	66	0	0	0	0
KNOX COLLEGE	82	0	0	0	0	0	0	69	0	0	13	0
LOYOLA UNIV - CHICAGO	2,465	25	0	0	8	0	0	2,314	0	26	92	0
NORTHERN ILLINOIS UNIV	1,110	0	0	74	0	32	0	656	0	0	348	0
NORTHWESTERN UNIVERSITY	33,117	0	0	3,627	868	1,630	0	16,612	59	447	8,192	1,682
RUSH UNIVERSITY	4,179	0	0	0	0	0	0	4,179	0	0	0	0
S ILLINOIS U EDWARDSVILLE	129	0	0	66	0	0	0	63	0	0	0	0
SANGAMON STATE UNIVERSITY	12	0	0	0	12	0	0	0	0	0	0	0
SOUTHERN ILL U-CARBONDALE	3,535	121	0	0	106	1,623	150	1,258	6	203	68	0
U HLTH SCI/CHCGO MED SCH	1,418	0	0	86	0	0	0	1,332	0	0	0	0
UNIV OF ILL CHICAGO CIR	8,909	0	193	2,688	170	293	754	2,419	0	18	2,292	82
UNIV OF ILL MED CTR CMGO	12,068	0	0	0	0	0	157	11,819	0	0	92	0
UNIV OF ILL URBANA	63,923	5,427	0	11,002	2,291	6,559	3,308	11,017	74	1,391	20,216	2,638
UNIV OF ILLINOIS SYS OFF	453	8	0	0	0	0	35	120	0	0	250	40
UNIVERSITY OF CHICAGO	54,182	140	0	924	0	2,836	116	34,584	0	4,562	10,625	395
WESTERN ILLINOIS UNIV	73	0	0	0	0	0	45	0	0	0	28	0
INDIANA, TOTAL	76,181	5,381	147	5,901	0	8,012	615	26,533	75	3,531	22,979	3,007
BALL STATE UNIVERSITY	76	0	0	0	0	0	0	76	0	0	0	0
BUTLER UNIVERSITY	314	0	0	0	0	154	160	0	0	0	0	0
EARLHAM COLLEGE	6	0	0	0	0	0	0	0	0	0	6	0
GOSHEN COLLEGE	45	0	0	0	0	0	0	45	0	0	0	0
INDIANA STATE UNIVERSITY	506	70	0	0	0	0	0	238	0	0	198	0
INDIANA UNIVERSITY	30,056	65	0	1,102	0	1,721	255	15,657	0	240	10,273	743
PURDUE UNIVERSITY	38,142	5,246	61	4,662	0	3,505	200	8,998	75	3,164	10,057	2,174
UNIVERSITY OF NOTRE DAME	7,036	0	86	137	0	2,632	0	1,519	0	127	2,445	90
IOWA, TOTAL	47,898	6,034	152	3,070	145	438	663	29,742	77	3,565	4,012	0
CORNELL COLLEGE	28	0	0	0	0	0	0	28	0	0	0	0
DRAKE UNIVERSITY	30	0	0	0	0	0	0	0	0	30	0	0
IOWA ST U OF SCI & TECH	10,869	5,961	152	503	0	345	187	1,596	77	282	1,766	0
UNIVERSITY OF IOWA	36,971	73	0	2,567	145	93	476	28,118	0	3,253	2,246	0
KANSAS, TOTAL	24,678	3,701	15	2,241	374	856	0	11,662	76	2,345	3,322	86
KANS ST U - AG & APP SCI	8,928	3,612	0	866	0	638	0	1,810	76	383	1,533	10
UNIVERSITY OF KANSAS	15,450	86	15	1,375	374	218	0	9,852	0	1,730	1,724	76
MICHITA STATE UNIVERSITY	300	3	0	0	0	0	0	0	0	232	65	0
KENTUCKY, TOTAL	20,526	7,213	50	764	0	462	531	8,990	67	429	1,846	174
BELLARMINE COLLEGE	51	0	0	0	0	0	0	0	0	0	51	0
EASTERN KENTUCKY UNIV	25	25	0	0	0	0	0	0	0	0	0	0
KENTUCKY STATE UNIVERSITY	1,510	1,510	0	0	0	0	0	0	0	0	0	0
MURRAY STATE UNIVERSITY	96	0	0	0	0	0	62	34	0	0	0	0
NORTHERN KENTUCKY UNIV	20	0	0	0	0	0	0	0	0	20	0	0
UNIVERSITY OF KENTUCKY	14,764	5,678	50	505	0	393	469	5,854	67	125	1,449	174
UNIVERSITY OF LOUISVILLE	3,863	0	0	149	0	0	0	3,102	0	266	346	0
WESTERN KENTUCKY UNIV	197	0	0	110	0	69	0	0	0	18	0	0
LOUISIANA, TOTAL	34,475	4,742	1,489	1,605	0	1,246	1,522	18,415	152	310	2,194	2,780
LA ST UNIV SYSTEM OFFICE	1,102	0	0	0	0	0	990	105	0	0	7	0
LOUISIANA COLLEGE	10	10	0	0	0	0	0	0	0	0	0	0
LOUISIANA STATE UNIV	22,141	3,444	1,370	1,236	0	1,219	0	10,115	82	193	1,757	2,725
LOUISIANA TECH UNIVERSITY	141	127	0	0	0	0	0	14	0	0	0	0
LOYOLA UNIV - NEW ORLEANS	8	0	0	0	0	0	0	8	0	0	0	0
MCNEESE STATE UNIVERSITY	99	0	0	0	0	0	99	0	0	0	0	0
NORTHEAST LOUISIANA UNIV	16	0	0	0	0	0	0	0	0	16	0	0
SOUTHEASTERN LA UNIV	80	0	0	10	0	0	0	0	70	0	0	0
SOUTHERN U & A&M COLLEGE	1,101	995	0	94	0	0	0	12	0	0	0	0
TULANE UNIVERSITY	8,839	166	0	104	0	0	240	7,955	0	51	268	55
UNIV OF SOUTHWESTERN LA	186	0	0	27	0	0	0	31	0	50	78	0
UNIVERSITY OF NEW ORLEANS	613	0	0	134	0	47	193	155	0	0	84	0
XAVIER UNIVERSITY OF LA	139	0	119	0	0	0	0	20	0	0	0	0
MAINE, TOTAL	5,409	2,250	237	0	3	218	47	617	81	60	1,884	12
BATES COLLEGE	70	0	0	0	0	0	0	0	0	0	70	0
BOWDOIN COLLEGE	221	0	0	0	0	0	0	221	0	0	0	0
UNIV OF MAINE ORONO	4,814	2,250	0	0	0	218	47	342	71	60	1,814	12
UNIV OF MAINE SYSTEM OFF	162	0	162	0	0	0	0	0	0	0	0	0
UNIVERSITY OF ME-BANGOR	10	0	0	0	0	0	0	0	10	0	0	0
UNIVERSITY OF NEW ENGLAND	54	0	0	0	0	0	0	54	0	0	0	0
UNIVERSITY OF STRN MAINE	78	0	75	0	3	0	0	0	0	0	0	0
MARYLAND, TOTAL	366,789	4,978	915	245,802	1,541	7,152	1,268	80,508	172	5,939	13,142	5,372
BOWIE STATE COLLEGE	110	0	0	0	0	0	0	0	0	110	0	0
COPPIN STATE COLLEGE	114	0	100	0	0	0	0	0	0	14	0	0
JOHNS HOPKINS UNIVERSITY	312,979	128	173	235,955	1,299	2,667	686	60,095	0	1,162	5,727	5,087
MORGAN STATE UNIVERSITY	312	0	0	0	0	0	0	0	63	168	0	81
TOWSON STATE UNIVERSITY	10	0	0	0	0	0	0	0	0	10	0	0
U OF MD BALTIMORE COUNTY	1,358	24	0	0	0	0	0	869	0	0	465	0
U OF MD CENTER FOR EES	138	0	0	0	0	126	0	0	12	0	0	0
U OF MD EASTERN SHORE	806	774	0	0	0	0	0	0	0	32	0	0
UNIV OF MARYLAND SYS OFF	252	12	133	0	0	0	0	0	8	0	0	99
UNIV OF MD BALT PROF SCH	22,355	55	0	2,788	0	344	558	18,043	0	39	528	0
UNIV OF MD COLLEGE PARK	28,355	3,985	509	7,059	242	4,015	24	1,501	89	4,404	6,422	105
MASSACHUSETTS, TOTAL	373,011	8,961	4,109	76,537	283	43,724	3,223	145,387	1,344	15,743	72,074	1,626
AMHERST COLLEGE	717	96	0	0	0	47	0	384	0	27	163	0
BABSON COLLEGE	10	0	0	0	0	0	0	0	0	0	10	0

SEE FOOTNOTES AT END OF TABLE.



TABLE B-36. — FEDERAL OBLIGATIONS TO UNIVERSITIES AND COLLEGES FOR RESEARCH AND DEVELOPMENT, BY STATE, INSTITUTION, AND AGENCY: FY 1982

CONTINUED		(DOLLARS IN THOUSANDS)										
STATE & INSTITUTION	TOTAL	USDA	COM	DOD	ED	DOE	EPA	HHS	INT	NASA	NSF	OTHER*
MASSACHUSETTS, CONT'D												
BENTLEY COLLEGE	39	0	0	0	0	0	0	0	0	0	0	39
BOSTON COLLEGE	4,800	0	0	3,148	0	0	0	920	0	106	321	305
BOSTON UNIVERSITY	30,397	0	0	4,145	167	188	0	23,726	0	344	1,761	66
BRANDEIS UNIVERSITY	11,558	0	0	164	0	539	0	7,725	0	246	2,199	685
CLARK UNIVERSITY	824	0	0	106	0	58	0	202	0	0	458	0
COL OF THE HOLY CROSS	83	0	0	48	0	0	0	0	0	0	35	0
EASTERN NAZARENE COLLEGE	47	0	0	0	0	0	0	0	0	0	0	0
EMMANUEL COLLEGE	1,050	0	0	1,010	0	0	0	0	0	0	40	0
GORDON COLLEGE	49	0	0	0	0	0	0	0	0	0	49	0
HAMPSHIRE COLLEGE	97	0	0	0	0	0	0	0	0	0	97	0
HARVARD UNIVERSITY	85,757	50	0	3,478	9	3,263	1,700	60,988	44	4,381	11,806	38
HELLENIC COL HOLY CROSS	69	0	0	0	0	0	0	69	0	0	0	0
MASS INST OF TECHNOLOGY	148,837	544	2,104	40,046	0	36,856	612	29,259	464	9,236	29,308	408
MOUNT HOLYOKE COLLEGE	212	0	0	0	0	124	0	88	0	0	0	0
N E COL OF OPTOMETRY	15	0	0	0	0	0	0	15	0	0	0	0
NORTHEASTERN UNIVERSITY	5,032	0	0	2,339	0	110	130	1,095	0	0	1,358	0
RADCLIFFE COLLEGE	234	0	0	234	0	0	0	0	0	0	0	0
REGIS COLLEGE	931	0	0	931	0	0	0	0	0	0	0	0
SIMMONS COLLEGE	32	0	0	0	0	0	0	32	0	0	0	0
SMITH COLLEGE	189	0	0	0	0	0	0	189	0	0	0	0
SOUTHEASTERN MASS UNIV	352	0	0	40	0	0	0	188	0	16	108	0
TUFTS UNIVERSITY	16,808	5,829	0	105	0	565	2	9,556	0	172	579	0
U MASS MED SCHL WORCESTER	7,878	0	0	260	0	0	71	7,087	0	0	460	0
UNIV OF MASS AT AMHERST	18,034	2,372	75	4,861	0	979	56	2,431	117	631	6,427	85
UNIV OF MASS BOSTON	1,339	0	0	0	47	0	150	833	0	0	309	0
UNIV OF MASS SYSTEM OFF	37	0	0	0	37	0	0	0	0	0	0	0
UNIVERSITY OF LOWELL	1,716	0	0	1,229	23	121	0	122	0	0	221	0
WELLESLEY COLLEGE	227	0	0	0	0	0	0	159	0	0	68	0
WENTWORTH INST OF TECH	1,442	0	0	1,442	0	0	0	0	0	0	0	0
WILLIAMS COLLEGE	203	0	0	86	0	0	0	48	0	0	69	0
WOODS HOLE OCEANOGRAPHIC INST	32,877	0	1,930	12,592	0	821	329	0	719	506	15,980	0
WORCESTER POLY INSTITUTE	1,119	70	0	273	0	53	126	271	0	78	248	0
MICHIGAN, TOTAL	133,673	6,607	886	10,945	2,124	6,879	1,849	64,973	799	4,876	21,592	12,143
ANDREWS UNIVERSITY	52	0	0	0	0	0	0	0	0	0	52	0
CALVIN COLLEGE	27	0	0	0	0	0	0	0	0	0	27	0
EASTERN MICHIGAN UNIV	123	0	0	0	0	0	0	123	0	0	0	0
HOPE COLLEGE	240	0	0	0	0	0	0	211	0	0	29	0
MICHIGAN STATE UNIVERSITY	35,667	5,923	83	1,970	1,549	2,280	117	10,420	711	718	7,699	4,197
MICHIGAN TECH UNIVERSITY	3,152	160	0	1,795	0	118	299	34	43	174	529	0
NORTHERN MICHIGAN UNIV	16	0	0	0	0	0	0	0	16	0	0	0
NORTHWESTERN MICHIGAN COL	6	0	0	0	0	0	0	0	0	0	0	0
OAKLAND UNIVERSITY	1,728	0	0	307	0	25	0	1,346	0	0	50	0
SAGINAW VALLEY STATE COL	87	0	0	0	0	0	0	0	0	0	87	0
SPRING ARBOR COLLEGE	12	0	0	0	0	0	0	0	0	12	0	0
UNIVERSITY OF DETROIT	436	0	0	290	0	0	0	91	0	0	55	0
UNIVERSITY OF MICHIGAN	79,794	524	803	5,710	575	4,186	1,280	43,637	23	3,903	11,259	7,886
HAYNE STATE UNIVERSITY	12,280	0	0	865	0	270	153	9,072	0	56	1,805	59
WESTERN MICHIGAN UNIV	53	0	0	0	0	0	0	39	0	13	0	1
MINNESOTA, TOTAL	79,582	5,993	709	4,185	1,055	3,719	2,297	49,872	279	1,583	9,882	8
COLLEGE OF ST SCHOLASTICA	223	0	0	0	0	0	211	0	0	0	12	0
MACALESTER COLLEGE	62	0	0	0	0	0	0	0	0	0	62	0
ST. OLAF COLLEGE	468	0	0	0	0	0	407	61	0	0	0	0
ST. U SYS OF MINN-SYS OFF	115	0	0	0	0	0	0	115	0	0	0	0
UNIVERSITY OF MINNESOTA	78,714	5,993	709	4,185	1,055	3,719	1,679	49,696	279	1,583	9,808	8
MISSISSIPPI, TOTAL	18,207	6,729	113	1,538	241	2,460	562	4,941	73	336	1,172	42
ALCORN STATE UNIVERSITY	1,312	1,312	0	0	0	0	0	0	0	0	0	0
DELTA STATE UNIVERSITY	120	120	0	0	0	0	0	0	0	0	0	0
JACKSON STATE UNIVERSITY	929	31	0	402	0	0	0	0	0	68	428	0
MISS UNIVERSITY FOR WOMEN	37	0	0	0	0	0	0	0	0	37	0	0
MISSISSIPPI STATE UNIV	9,056	5,185	0	412	241	2,240	390	155	73	228	90	42
UNIV OF STATE MISSISSIPPI	483	0	25	0	0	195	60	159	0	3	41	0
UNIVERSITY OF MISSISSIPPI	6,270	81	88	724	0	25	112	4,627	0	0	613	0
MISSOURI, TOTAL	80,978	6,803	207	3,647	44	1,148	1,106	57,725	1,403	2,238	6,412	245
DRURY COLLEGE	15	0	0	0	0	0	0	15	0	0	0	0
KIRKSVILLE COL OSTEO MED	254	0	0	0	0	0	0	254	0	0	0	0
LINCOLN UNIVERSITY (MO)	1,395	1,395	0	0	0	0	0	0	0	0	0	0
MISSOURI SOUTHERN ST COL	5	0	0	0	0	0	0	0	5	0	0	0
SOUTHEAST MISSOURI ST U	36	0	0	0	0	0	36	0	0	0	0	0
SOUTHWEST MISSOURI ST U	71	0	0	0	0	0	0	0	50	0	21	0
ST LOUIS UNIVERSITY	7,242	60	0	333	0	0	0	5,649	224	62	669	245
UNIV OF MISSOURI COLUMBIA	15,139	5,348	75	1,175	0	240	295	6,231	80	153	1,542	0
UNIV OF MISSOURI KAN CITY	339	0	0	180	0	0	0	89	0	0	70	0
UNIV OF MISSOURI ROLLA	3,115	0	0	839	0	105	0	83	1,044	318	726	0
UNIV OF MISSOURI ST LOUIS	316	0	0	0	0	68	0	156	0	23	69	0
UNIV OF MISSOURI SYS OFF	212	0	132	0	0	0	0	80	0	0	0	0
WASHINGTON UNIVERSITY	52,839	0	0	1,120	44	735	775	45,168	0	1,682	3,315	0
MONTANA, TOTAL	7,445	2,582	0	422	0	260	931	807	148	107	1,773	415
MONT COL MINRL SCI & TECH	162	0	0	0	0	143	0	0	0	0	19	0
MONTANA STATE UNIVERSITY	5,748	1,964	0	422	0	117	821	378	81	107	1,443	415
UNIVERSITY OF MONTANA	1,535	618	0	0	0	0	110	429	67	0	311	0
NEBRASKA, TOTAL	15,572	3,682	0	563	0	401	91	4,737	81	220	1,907	3,890
CREIGHTON UNIVERSITY	703	0	0	0	0	0	0	684	0	0	19	0
U OF NEB MED CTR AT OMAHA	3,134	0	0	0	0	0	0	2,969	0	0	165	0
UNIV OF NEBRASKA AT OMAHA	293	0	0	198	0	0	0	95	0	0	0	0
UNIV OF NEBRASKA-LINCOLN	11,442	3,682	0	365	0	401	91	989	81	220	1,723	3,890

SEE FOOTNOTES AT END OF TABLE.

TABLE B-36. -- FEDERAL OBLIGATIONS TO UNIVERSITIES AND COLLEGES FOR RESEARCH AND DEVELOPMENT, BY STATE, INSTITUTION, AND AGENCY: FY 1982

CONTINUED												
(DOLLARS IN THOUSANDS)												
STATE & INSTITUTION	TOTAL	USDA	COM	DOD	ED	DOE	EPA	HHS	INT	NASA	NSF	OTHER*
NEVADA, TOTAL	7,644	1,277	47	285	0	1,446	1,247	503	1,150	575	1,111	3
DESERT RESEARCH INSTITUTE	891	0	0	0	0	0	0	0	81	303	507	0
U OF NEV SYS ADM SYS OFF	176	129	47	0	0	0	0	0	0	0	0	0
UNIV OF NEVADA - RENO	5,348	1,126	0	285	0	1,446	124	503	1,045	272	544	3
UNIV OF NEVADA LAS VEGAS	1,229	22	0	0	0	0	1,123	0	24	0	60	0
NEW HAMPSHIRE, TOTAL	16,958	1,582	131	918	0	383	358	8,230	66	2,820	2,469	1
DARTMOUTH COLLEGE	10,161	78	26	404	0	103	301	7,860	0	111	1,278	0
UNIV OF NEW HAMPSHIRE	6,624	1,436	0	514	0	280	57	370	66	2,709	1,191	1
UNIV SYS OF N HAMP SYS OF	173	68	105	0	0	0	0	0	0	0	0	0
NEW JERSEY, TOTAL	56,207	3,008	417	8,694	0	3,690	542	21,000	137	2,529	16,136	54
BROOKDALE COMMUNITY COL	24	0	0	24	0	0	0	0	0	0	0	0
COL OF MED & DENT OF N J	10,933	0	0	454	0	0	120	9,718	0	0	641	0
FAIRLEIGH DICKINSON UNIV	511	0	235	147	0	0	0	102	0	0	27	0
MONTCLAIR STATE COLLEGE	156	0	0	0	0	0	0	60	0	0	96	0
N J INST OF TECHNOLOGY	439	0	0	0	0	12	143	84	0	0	200	0
PRINCETON UNIVERSITY	23,668	72	107	4,355	0	3,151	0	4,009	0	2,400	9,574	0
RUTGERS THE ST UNIV OF NJ	17,482	2,936	75	1,551	0	462	135	6,764	137	74	5,334	7
SETON HALL UNIVERSITY	261	0	0	0	0	0	144	13	0	0	104	0
STEVENS INSTITUTE OF TECH	2,606	0	0	2,151	0	65	0	129	0	55	154	47
TRENTON STATE COLLEGE	121	0	0	0	0	0	0	121	0	0	0	0
WILLIAM PATERSON COLLEGE	6	0	0	0	0	0	0	0	0	0	6	0
NEW MEXICO, TOTAL	47,944	1,861	75	30,852	305	1,865	196	6,572	114	2,654	2,436	1,014
COLLEGE OF SANTA FE	6	0	0	0	0	0	0	6	0	0	0	0
N MEX INST MINING & TECH	2,146	0	0	1,466	0	213	0	0	0	44	423	0
NEW MEXICO STATE UNIV	21,068	1,832	0	13,381	305	1,003	196	474	77	1,986	800	1,014
UNIVERSITY OF NEW MEXICO	24,724	29	75	16,005	0	649	0	6,092	37	624	1,213	0
NEW YORK, TOTAL	464,648	8,371	1,179	34,017	2,266	28,401	5,674	285,825	1,182	9,475	86,906	1,352
ADELPHI UNIVERSITY	219	0	0	0	0	0	0	144	0	0	75	0
ALBANY MEDICAL COLLEGE	6,140	0	0	157	0	0	154	5,829	0	0	0	0
ALFRED UNIVERSITY	54	0	0	0	0	0	0	0	0	0	54	0
BANK STREET COL OF ED	119	0	0	0	119	0	0	0	0	0	0	0
BARNARD COLLEGE	275	0	0	0	0	0	0	269	0	0	6	0
CANISIUS COLLEGE	15	0	0	0	0	0	0	0	0	0	0	15
CLARKSON COLLEGE OF TECH	2,188	0	0	457	0	188	100	58	0	304	1,081	0
COLGATE UNIVERSITY	78	0	0	0	0	0	0	0	0	0	78	0
COLUMBIA U TEACHERS COL	790	0	0	0	399	0	0	276	0	0	115	0
COLUMBIA UNIV MAIN DIV	88,879	0	0	6,958	0	5,269	0	53,585	712	1,983	19,834	538
COLUMBIA UNIV SYS OFF	866	0	382	0	0	0	349	135	0	0	0	0
COOPER UNION	72	0	0	0	0	35	0	0	0	37	0	0
CORNELL UNIVERSITY	83,936	7,477	77	7,443	168	2,639	1,452	31,696	348	2,013	30,623	0
CUNY BERNARD BARUCH COL	57	0	0	0	0	0	0	0	0	0	57	0
CUNY BROOKLYN COLLEGE	784	0	0	0	0	232	0	282	20	15	235	0
CUNY CENTRAL SYS OFF	176	0	0	0	0	0	0	0	0	0	176	0
CUNY CITY COLLEGE	4,556	0	0	1,106	0	923	0	1,044	0	375	1,108	0
CUNY COL STATEN ISLAND	95	0	0	0	0	0	0	73	0	0	22	0
CUNY GRAD SCH & UNIV CTR	1,357	0	0	0	0	0	0	808	0	229	320	0
CUNY HUNTER COLLEGE	1,808	0	0	0	0	0	0	1,334	0	92	382	0
CUNY LEHMAN COLLEGE	212	0	0	0	0	0	0	86	0	0	126	0
CUNY MT SINAI SCH OF MED	19,433	0	0	0	0	0	60	18,938	0	0	435	0
CUNY QUEENS COLLEGE	942	0	0	0	0	81	0	615	0	0	246	0
CUNY QUEENSBORO CMTY COL	90	0	0	0	0	0	0	0	0	90	0	0
FORDHAM UNIVERSITY	565	0	0	0	9	0	0	505	0	0	51	0
HAMILTON COLLEGE	35	0	0	0	0	0	0	0	0	0	35	0
HOFSTRA UNIVERSITY	121	15	0	0	0	0	0	0	0	31	75	0
ITHACA COLLEGE	33	0	0	0	0	0	0	0	0	0	33	0
LONG ISLAND UNIVERSITY	18	0	0	0	0	0	0	18	0	0	0	0
MANHATTAN COLLEGE	655	0	65	0	0	0	524	66	0	0	0	0
NEW SCH FOR SOC RESEARCH	51	0	0	0	0	0	0	43	0	0	8	0
NEW YORK INST TECHNOLOGY	196	0	0	100	0	0	0	0	0	0	0	96
NEW YORK MEDICAL COLLEGE	4,175	0	0	0	0	113	0	4,032	0	0	30	0
NEW YORK UNIVERSITY	43,643	0	50	3,648	982	4,070	1,265	29,316	0	425	3,887	0
PACE UNIVERSITY	76	0	0	0	0	0	0	76	0	0	0	0
POLYTECHNIC INST OF N Y	4,074	0	0	2,521	0	165	55	125	0	167	858	183
RENSSELAER POLYTECH INST	12,447	49	0	3,313	180	1,416	250	1,745	0	1,487	3,778	229
ROCHESTER INST TECHNOLOGY	259	0	25	209	0	0	0	0	0	25	0	0
ROCKEFELLER UNIVERSITY	20,807	50	0	0	0	810	0	18,146	0	189	1,612	0
SIENA COLLEGE	37	0	0	0	0	0	0	0	0	0	37	0
ST JOHN FISHER COLLEGE	109	0	0	0	0	109	0	0	0	0	0	0
ST JOHN'S UNIVERSITY (NY)	74	0	0	0	0	0	0	13	0	0	61	0
SUNY AT ALBANY	10,900	444	528	3,132	0	301	532	2,470	92	312	2,853	236
SUNY AT BINGHAMTON	2,015	0	0	99	9	85	0	1,328	0	101	393	0
SUNY AT BUFFALO	16,123	0	0	362	0	206	0	11,877	0	383	3,295	0
SUNY AT STONY BROOK	22,221	0	0	71	0	2,092	0	12,714	0	755	6,589	0
SUNY COL AT OLD WESTBURY	6	0	0	0	0	0	0	0	0	0	6	0
SUNY COL OF ENV SCI & FOR	626	0	0	0	0	0	0	410	0	0	216	0
SUNY COLLEGE AT PURCHASE	189	0	0	0	0	0	0	140	0	49	0	0
SUNY COLLEGE BROCKPORT	25	0	0	0	0	0	0	0	0	0	25	0
SUNY COLLEGE BUFFALO	135	0	0	0	0	0	0	85	0	0	50	0
SUNY COLLEGE CORTLAND	17	0	0	0	0	0	0	17	0	0	0	0
SUNY COLLEGE NEW PALTZ	32	0	0	0	0	0	0	0	0	0	32	0
SUNY COLLEGE ONEONTA	55	0	0	0	0	0	0	0	0	55	0	0
SUNY COLLEGE OSHEGO	33	0	0	0	0	0	0	27	6	0	0	0
SUNY COLLEGE PLATTSBURGH	190	0	0	0	0	0	50	134	0	0	6	0
SUNY DOWNSTATE MED CTR	7,137	0	0	68	0	0	0	6,963	0	50	56	0
SUNY ST COL OF OPTOMETRY	73	0	0	0	0	0	0	73	0	0	0	0
SUNY SYSTEM OFFICE	34	0	0	0	0	0	0	0	4	0	30	0
SUNY UPSTATE MEDICAL CTR	4,650	0	0	0	0	0	0	4,548	0	0	102	0
SYRACUSE UNIVERSITY	8,592	243	0	1,551	253	470	296	3,597	0	129	2,038	15
UNION COLLEGE (NY)	143	0	0	0	0	0	80	0	0	0	63	0

SEE FOOTNOTES AT END OF TABLE.



TABLE B-36. — FEDERAL OBLIGATIONS TO UNIVERSITIES AND COLLEGES FOR RESEARCH AND DEVELOPMENT, BY STATE, INSTITUTION, AND AGENCY: FY 1982

CONTINUED												
(DOLLARS IN THOUSANDS)												
STATE & INSTITUTION	TOTAL	USDA	COM	DOD	ED	DOE	EPA	HHS	INT	NASA	NSF	OTHER*
NEW YORK, CONT'D												
UNIVERSITY OF ROCHESTER	46,427	93	52	2,557	0	9,162	507	29,057	0	179	4,820	0
VASSAR COLLEGE	196	0	0	0	0	35	0	161	0	0	0	0
WEBB INST OF NAVAL ARCH	76	0	0	36	0	0	0	0	0	0	0	40
YESHIVA UNIVERSITY	44,237	0	0	229	147	0	0	42,967	0	0	894	0
NORTH CAROLINA, TOTAL	125,749	9,271	635	7,615	1,282	3,740	7,961	82,526	156	1,263	10,670	630
APPALACHIAN ST UNIVERSITY	25	0	0	0	0	0	0	0	0	0	25	0
DAVIDSON COLLEGE	37	0	0	0	0	0	0	0	0	0	37	0
DUKE UNIVERSITY	50,397	204	108	2,893	0	2,147	1,572	39,064	0	234	4,142	33
EAST CAROLINA UNIVERSITY	834	10	0	90	0	0	0	586	3	0	145	0
FAYETTEVILLE STATE UNIV	58	0	0	0	0	0	0	0	0	0	58	0
N C STATE UNIV AT RALEIGH	18,158	6,893	30	1,964	0	970	2,705	2,060	153	804	2,445	134
NC AG & TECH STATE UNIV	2,606	1,957	0	570	0	0	0	0	0	0	0	79
NORTH CAROLINA CNTRL UNIV	201	0	0	73	0	0	110	0	0	18	0	0
ST AUGUSTINES COLLEGE	100	0	100	0	0	0	0	0	0	0	0	0
UNIV OF N C AT ASHEVILLE	62	62	0	0	0	0	0	0	0	0	0	0
UNIV OF N C AT CHARLOTTE	301	0	0	41	0	0	0	186	0	0	74	0
UNIV OF N C AT GREENSBORO	113	0	0	0	0	0	0	78	0	0	35	0
UNIV OF N C AT WILMINGTON	123	0	0	50	0	0	0	0	0	0	73	0
UNIV OF N C SYS OFF	514	0	48	0	0	0	200	63	0	0	0	203
UNIV OF NC AT CHAPEL HILL	41,890	136	299	1,836	1,282	623	3,314	30,684	0	66	3,469	181
WAKE FOREST UNIVERSITY	10,116	0	0	98	0	0	60	9,675	0	141	142	0
WESTERN CAROLINA UNIV	214	9	50	0	0	0	0	130	0	0	25	0
NORTH DAKOTA, TOTAL	7,685	3,622	155	200	0	1,091	0	885	1,241	10	395	86
NORTH DAKOTA STATE UNIV	3,250	2,433	155	162	0	0	0	204	101	0	195	0
UNIVERSITY OF N DAKOTA	4,435	1,189	0	38	0	1,091	0	681	1,140	10	200	86
OHIO, TOTAL	129,207	6,273	538	29,619	1	3,389	5,899	55,385	104	6,782	13,866	7,351
ANTIOCH UNIVERSITY	72	0	0	0	0	0	0	0	0	0	72	0
BOWLING GREEN STATE UNIV	715	0	0	40	0	0	0	512	0	1	162	0
CASE WESTERN RESERVE UNIV	34,834	0	159	3,241	0	528	568	24,126	0	2,200	3,950	62
CENTRAL STATE UNIVERSITY	169	61	0	108	0	0	0	0	0	0	0	0
CLEVELAND STATE UNIV	1,268	0	0	0	0	35	0	0	0	1,083	0	150
COLLEGE OF WOOSTER	88	0	0	0	0	0	0	22	0	0	66	0
DENISON UNIVERSITY	74	0	0	40	0	34	0	0	0	0	0	0
HEIDELBERG COLLEGE	295	0	6	0	0	0	289	0	0	0	0	0
JOHN CARROLL UNIVERSITY	220	0	0	188	0	0	0	32	0	0	0	0
KENT STATE UNIVERSITY	1,292	0	0	89	0	235	0	275	10	67	616	0
KENYON COLLEGE	77	0	0	0	0	0	0	0	0	27	50	0
MARIETTA COLLEGE	1	0	0	0	0	0	0	1	0	0	0	0
MED COL OF OHIO AT TOLEDO	4,484	0	0	753	0	0	517	3,091	0	0	123	0
MIAMI UNIVERSITY (OHIO)	729	27	0	206	0	0	158	50	0	90	198	0
NE OHIO UNIVS MED SCHOOL	483	0	0	0	0	0	0	483	0	0	0	0
OBERLIN COLLEGE	199	0	0	0	0	0	0	56	0	0	143	0
OHIO NORTHERN UNIVERSITY	105	0	0	0	0	0	0	105	0	0	0	0
OHIO STATE UNIVERSITY	41,073	6,185	373	6,372	1	1,823	1,018	10,880	94	1,484	5,832	7,011
OHIO UNIVERSITY	1,424	0	0	30	0	260	203	549	0	80	302	0
OHIO WESLEYAN UNIVERSITY	50	0	0	50	0	0	0	0	0	0	0	0
UNIVERSITY OF AKRON	924	0	0	187	0	0	0	64	0	284	377	12
UNIVERSITY OF CINCINNATI	20,126	0	0	1,268	0	255	2,715	13,794	0	597	1,497	0
UNIVERSITY OF DAYTON	17,094	0	0	16,045	0	60	306	52	0	505	49	77
UNIVERSITY OF TOLEDO	722	0	0	10	0	21	0	81	0	302	269	39
WRIGHT STATE UNIVERSITY	2,629	0	0	992	0	138	125	1,184	0	62	128	0
YOUNGSTOWN ST UNIVERSITY	60	0	0	0	0	0	0	28	0	0	32	0
OKLAHOMA, TOTAL	22,795	4,444	93	4,302	441	956	4,380	4,876	167	687	2,347	102
EAST CENTRAL OKLA ST UNIV	1,028	0	75	0	0	0	953	0	0	0	0	0
LANGSTON UNIVERSITY	973	973	0	0	0	0	0	0	0	0	0	0
NORTHEASTERN OKLA ST UNIV	20	0	0	0	0	20	0	0	0	0	0	0
OKLA COL OSTEO MED & SURG	73	0	0	0	0	0	0	73	0	0	0	0
OKLAHOMA STATE UNIVERSITY	9,119	3,407	18	3,021	441	115	632	327	91	218	849	0
ORAL ROBERTS UNIVERSITY	466	0	0	0	0	40	0	426	0	0	0	0
SOUTHEASTERN OKLA ST UNIV	247	0	0	0	0	0	0	0	0	247	0	0
UNIVERSITY OF OKLAHOMA	10,241	64	0	1,221	0	615	2,678	4,050	75	222	1,214	102
UNIVERSITY OF TULSA	628	0	0	60	0	166	117	0	1	0	284	0
OREGON, TOTAL	55,685	6,088	3,618	5,757	2,281	1,047	1,508	19,048	753	929	10,988	3,668
EASTERN OREGON ST COLLEGE	18	18	0	0	0	0	0	0	0	0	0	0
LEMIS & CLARK COLLEGE	1	1	0	0	0	0	0	0	0	0	0	0
LINFIELD COLLEGE	43	0	0	0	0	0	0	43	0	0	0	0
OREGON GRADUATE CENTER	1,356	0	0	210	0	0	76	422	0	268	380	0
OREGON STATE UNIVERSITY	33,245	5,989	3,618	4,706	0	731	1,303	4,414	753	533	7,580	3,618
PACIFIC UNIVERSITY	10	0	0	10	0	0	0	0	0	0	0	0
PORTLAND STATE UNIVERSITY	569	0	0	139	9	0	129	194	0	0	48	50
REED COLLEGE	371	0	0	0	0	5	0	281	0	0	85	0
THE OREG HLTH SCI UNIV	9,546	0	0	98	0	0	0	9,361	0	41	46	0
UNIVERSITY OF OREGON MAIN	10,374	80	0	594	2,120	311	0	4,333	0	87	2,849	0
WESTERN OREGON STATE COLL	152	0	0	0	152	0	0	0	0	0	0	0
PENNSYLVANIA, TOTAL	236,244	7,038	581	45,354	3,408	11,643	2,320	125,536	113	4,877	34,261	1,113
BLOOMSBURG STATE COLLEGE	10	0	0	0	0	0	0	10	0	0	0	0
BRYN MAHR COLLEGE	472	0	0	0	0	0	0	323	0	0	149	0
BUCKNELL UNIVERSITY	98	0	0	0	0	0	0	0	0	0	98	0
CARNEGIE-MELLON UNIV	25,463	0	87	11,679	0	3,004	181	3,090	0	589	6,749	84
COLLEGE MISERICORDIA	23	0	0	0	0	0	0	23	0	0	0	0
DICKINSON COLLEGE	25	0	0	0	0	0	0	0	0	0	25	0
DREXEL UNIVERSITY	4,442	0	0	2,058	0	200	325	498	0	616	745	0
DUQUESNE UNIVERSITY	143	0	0	0	0	81	0	62	0	0	0	0
FRANKLIN & MARSHALL COL	237	0	0	0	0	0	0	121	0	0	116	0
GANNON UNIVERSITY	65	0	0	0	0	0	65	0	0	0	0	0

SEE FOOTNOTES AT END OF TABLE.



TABLE B-36 -- FEDERAL OBLIGATIONS TO UNIVERSITIES AND COLLEGES FOR RESEARCH AND DEVELOPMENT, BY STATE, INSTITUTION, AND AGENCY: FY 1982

CONTINUED

(DOLLARS IN THOUSANDS)

STATE & INSTITUTION	TOTAL	USDA	COM	DOD	ED	DOE	EPA	HHS	INT	NASA	NSF	OTHER*
PENNSYLVANIA, CONT'D												
HAHNEMANN MED COL & HOSP	6,542	0	0	316	0	40	0	6,176	0	10	0	0
HAVERFORD COLLEGE	185	0	0	0	0	0	0	43	0	0	142	0
LEHIGH UNIVERSITY	5,967	80	25	2,293	0	517	0	330	0	276	2,182	264
LINCOLN UNIVERSITY (PA)	65	0	0	65	0	0	0	0	0	0	0	0
PENN COL OF PODIATRIC MED	55	0	0	0	0	0	0	55	0	0	0	0
PENNSYLVANIA COL OPTOMET	298	0	0	0	185	0	0	113	0	0	0	0
PENNSYLVANIA STATE UNIV	50,809	6,591	234	19,996	0	2,277	573	12,269	87	1,943	6,392	447
PHILA COL OF PHARM & SCI	101	0	0	0	0	0	0	101	0	0	0	0
PHILA COL OSTEOPATHIC MED	167	0	0	0	0	0	0	167	0	0	0	0
ST JOSEPH'S UNIVERSITY	194	0	0	97	0	0	0	0	0	0	0	0
ST VINCENT COLLEGE	77	0	0	0	0	0	0	0	0	0	97	0
SWARTHMORE COLLEGE	461	0	0	0	0	0	0	0	0	0	77	0
TEMPLE UNIVERSITY	14,816	0	42	397	84	0	0	96	0	0	365	0
THE MEDICAL COL OF PENNA	2,963	0	0	76	0	0	307	12,849	0	16	1,022	93
THOMAS JEFFERSON UNIV	5,902	0	0	0	0	0	0	2,729	0	0	158	0
UNIV OF PENNSYLVANIA	76,907	189	0	5,495	290	3,797	73	5,902	0	0	0	0
UNIVERSITY OF PITTSBURGH	39,397	172	193	2,707	2,849	1,727	705	54,768	26	511	11,528	130
VILLA MARIA COLLEGE	91	0	0	0	0	0	91	25,690	0	898	4,361	95
VILLANOVA UNIVERSITY	204	0	0	10	0	0	0	0	0	18	55	0
WEST CHESTER STATE COL	65	0	0	65	0	0	0	0	0	0	0	0
RHODE ISLAND, TOTAL	32,156	1,077	1,993	5,093	0	2,231	1,665	5,633	104	732	13,628	0
BROWN UNIVERSITY	18,031	0	40	2,272	0	2,042	0	4,943	32	707	7,995	0
CMTY COL OF RHODE ISLAND	35	0	0	0	0	0	0	0	0	0	35	0
RHODE ISLAND COLLEGE	94	0	0	0	0	0	0	94	0	0	0	0
UNIV OF RHODE ISLAND	13,996	1,077	1,953	2,821	0	189	1,665	596	72	25	5,598	0
SOUTH CAROLINA, TOTAL	21,801	4,910	341	1,467	49	490	515	9,713	82	128	4,076	30
BAPTIST COL AT CHARLESTON	5	0	0	0	0	0	5	0	0	0	0	0
CITADEL MILITARY COL S C	17	0	0	10	0	0	0	0	0	7	0	0
CLAFLIN COLLEGE	21	0	0	0	0	21	0	0	0	0	0	0
CLEMSON UNIVERSITY	5,898	3,819	0	1,103	0	204	35	147	82	91	417	0
COLUMBIA COLLEGE	7	0	0	0	0	0	0	7	0	0	0	0
FURMAN UNIVERSITY	144	0	0	0	0	0	0	0	0	0	144	0
MED UNIV OF SO CAROLINA	7,765	0	246	0	0	0	475	6,547	0	0	497	0
SOUTH CAROLINA ST COLLEGE	1,091	1,091	0	0	0	0	0	0	0	0	0	0
UNIV OF SOUTH CAROLINA	6,853	0	95	354	49	265	0	3,012	0	30	3,018	30
SOUTH DAKOTA, TOTAL	4,887	2,602	50	67	0	67	70	664	128	162	577	500
AUGUSTANA COLLEGE	79	0	0	0	0	0	0	58	0	0	21	0
S DAK SCH MINES & TECH	775	0	0	20	0	67	70	0	50	112	456	0
SOUTH DAKOTA STATE UNIV	3,230	2,474	50	27	0	0	0	51	78	50	0	500
UNIV OF SOUTH DAKOTA	803	128	0	20	0	0	0	555	0	0	100	0
TENNESSEE, TOTAL	58,427	6,160	235	3,049	228	6,539	162	37,052	100	1,198	3,196	508
EAST TENNESSEE STATE UNIV	264	0	0	0	0	0	0	183	0	0	81	0
FISK UNIVERSITY	62	0	0	23	0	0	0	0	0	39	0	0
MEHARRY MEDICAL COLLEGE	980	0	0	0	0	0	0	980	0	0	0	0
MEMPHIS STATE UNIVERSITY	503	0	50	0	0	0	0	167	0	0	106	180
MIDDLE TENNESSEE ST UNIV	54	0	0	0	0	32	0	22	0	0	0	0
TENN TECHNOLOGICAL UNIV	282	0	0	30	0	165	0	87	0	0	0	0
TENNESSEE STATE UNIV	1,831	1,483	0	99	0	0	0	185	24	40	0	0
U TENNESSEE CHATTANOOGA	56	0	0	0	0	0	0	56	0	0	0	0
U TENNESSEE KNOXVILLE	18,202	4,677	125	1,989	0	5,944	33	2,858	0	993	1,353	230
UNIV OF TENN SYSTEM OFF	509	0	0	0	145	0	0	238	76	0	0	50
UNIV TENN CTR HEALTH SCI	6,945	0	0	26	0	49	0	6,762	0	35	58	15
VANDERBILT UNIVERSITY	28,739	0	60	882	83	349	129	25,514	0	91	1,598	33
TEXAS, TOTAL	232,185	17,706	2,408	29,278	2,875	16,032	3,119	125,399	347	8,878	21,948	4,195
ABILENE CHRISTIAN UNIV	34	0	0	0	0	34	0	0	0	0	0	0
BAYLOR COL OF DENTISTRY	138	0	0	26	0	0	0	112	0	0	0	0
BAYLOR COL OF MEDICINE	36,972	2,991	96	1,033	997	0	313	30,801	0	375	366	0
BAYLOR UNIVERSITY	359	0	0	0	0	0	0	266	0	28	65	0
BISHOP COLLEGE	42	0	0	28	0	0	0	14	0	0	0	0
LAMAR UNIVERSITY	49	0	0	0	0	0	0	0	0	0	0	0
NAVARRO COLLEGE	627	0	0	0	0	0	0	0	0	0	49	0
NORTH TEXAS STATE UNIV	1,939	0	0	935	0	627	0	0	0	0	0	0
OUR LADY OF THE LAKE UNIV	10	0	0	0	0	22	295	422	0	0	265	0
PAN AMERICAN UNIVERSITY	21	0	0	0	0	0	0	10	0	0	0	0
PRAIRIE VIEW A & M UNIV	1,929	1,881	0	0	0	0	0	0	0	8	13	0
RIKE UNIVERSITY	8,181	0	0	538	0	1,550	0	2,106	0	538	3,449	0
SOUTHERN METHODIST UNIV	1,254	0	0	666	0	70	0	5	0	86	365	0
SOUTHWEST TEXAS ST UNIV	11	0	0	0	0	0	0	0	11	0	0	0
SOUTHWESTERN UNIV (TX)	8	0	0	0	0	0	0	0	0	8	0	0
ST EDWARD'S UNIVERSITY	8	0	0	0	0	0	0	8	0	0	0	0
ST MARY'S UNIV S ANTONIO	41	0	0	0	0	0	0	41	0	0	0	0
STEPHEN F AUSTIN ST UNIV	231	194	0	0	0	0	0	0	0	0	0	0
SUL ROSS STATE UNIVERSITY	52	0	0	0	0	0	0	0	0	0	52	0
TEXAS A & I UNIVERSITY	178	0	0	0	0	0	0	0	22	3	0	153
TEXAS A & M UNIV SYS OFF	1,573	66	188	0	0	1,260	0	0	59	0	0	0
TEXAS A & M UNIVERSITY	33,144	12,192	1,884	3,005	0	1,068	566	3,143	131	2,364	5,901	2,890
TEXAS CHRISTIAN UNIV	1,952	0	0	802	0	0	0	673	0	0	77	0
TEXAS COL OF OSTEO MED	416	0	0	0	0	0	0	416	0	0	0	0
TEXAS SOUTHERN UNIV	296	0	66	18	0	27	0	12	0	0	0	173
TEXAS TECH UNIVERSITY	5,825	76	0	2,241	321	47	381	1,633	0	142	899	85
TEXAS WOMAN'S UNIVERSITY	91	0	0	0	0	0	0	91	0	0	0	0
TRINITY UNIVERSITY	63	0	0	0	0	0	0	63	0	0	0	0
U OF HOUSTON CENTRAL CAM	5,626	0	0	826	0	619	230	2,396	0	313	1,227	15
U OF HOUSTON DOWNTOWN COL	509	0	0	0	0	509	0	0	0	0	0	0
U OF HOUSTON SYS OFF	75	0	0	0	0	0	0	0	0	0	0	75
U TEX HLTH SCI CTR DALLAS	23,966	0	0	0	0	0	0	23,452	0	187	327	0
U TEX HLTH SCI CTR HOUSTN	13,896	0	0	0	0	224	447	12,661	0	185	379	0

SEE FOOTNOTES AT END OF TABLE.

TABLE 8-36. -- FEDERAL OBLIGATIONS TO UNIVERSITIES AND COLLEGES FOR RESEARCH AND DEVELOPMENT, BY STATE, INSTITUTION, AND AGENCY: FY 1982

CONTINUED		(DOLLARS IN THOUSANDS)											
STATE & INSTITUTION	TOTAL	USDA	COM	DOD	ED	DOE	EPA	HHS	INT	NASA	NSF	OTHER*	
TEXAS, CONT'D													
U TEX HLTH SCI CTR S ANTO	14,456	0	0	0	0	0	28	14,055	0	85	288	0	
U TEX MED BRNCH GALVESTON	10,057	0	0	82	0	0	355	9,234	0	245	141	0	
U TEX SAN ANTONIO	911	0	100	716	0	0	9	21	0	0	65	0	
U TEXAS SYSTEM CANCER CTR	15,346	0	0	0	0	0	0	15,331	15	0	0	0	
UNIV HOUSTN CLR LAKE CITY	90	0	0	0	72	0	0	0	0	18	0	0	
UNIV OF TEX AT ARLINGTON	270	0	0	154	0	9	0	56	0	0	51	0	
UNIV OF TEXAS AT AUSTIN	44,767	274	0	17,035	0	9,966	0	7,001	0	2,812	6,875	804	
UNIV OF TEXAS AT DALLAS	4,965	0	0	1,123	0	0	90	1,314	0	1,426	1,012	0	
UNIV OF TEXAS AT EL PASO	107	0	0	50	0	0	0	0	0	12	45	0	
UNIV OF TEXAS SYSTEM OFF	2,068	0	74	0	1,485	0	405	0	104	0	0	0	
WEST TEXAS STATE UNIV	32	32	0	0	0	0	0	0	0	0	0	0	
UTAH, TOTAL	58,129	2,473	0	14,284	241	4,744	744	24,626	1,415	1,976	7,626	0	
BRIGHAM YOUNG UNIVERSITY	2,121	195	0	504	0	620	205	339	17	25	216	0	
UNIVERSITY OF UTAH	39,886	50	0	3,990	0	4,012	539	23,748	1,243	500	5,804	0	
UTAH STATE UNIVERSITY	16,047	2,218	0	9,790	241	67	0	539	155	1,439	1,598	0	
WEBER STATE COLLEGE	75	10	0	0	0	45	0	0	0	12	8	0	
VERMONT, TOTAL	13,049	1,648	0	336	0	0	114	9,944	70	154	783	0	
MIDDLEBURY COLLEGE	49	0	0	0	0	0	0	0	0	29	20	0	
UNIV OF VT & ST AGRIC COL	13,000	1,648	0	336	0	0	114	9,944	70	125	763	0	
VIRGINIA, TOTAL	67,678	6,078	248	8,106	299	4,535	607	32,354	1,543	5,718	7,736	454	
COLLEGE OF WILLIAM & MARY	1,398	0	0	0	0	147	0	37	0	573	641	0	
EASTERN VA MEDICAL SCHOOL	584	0	0	0	0	0	0	440	0	0	0	144	
GEORGE MASON UNIVERSITY	313	0	0	0	0	0	0	107	0	130	76	0	
HAMPTON INSTITUTE	629	0	125	305	0	0	0	0	0	199	0	0	
OLD DOMINION UNIVERSITY	2,431	0	0	450	0	0	225	40	31	1,557	128	0	
RANDOLPH-MACON COLLEGE	31	0	0	0	0	0	0	0	0	0	31	0	
UNIVERSITY OF RICHMOND	55	0	0	0	0	0	0	55	0	0	0	0	
UNIVERSITY OF VIRGINIA	25,688	218	50	2,364	299	2,838	282	15,276	162	808	3,391	0	
VA POLYTECH INST & ST U	18,680	4,575	73	4,090	0	1,535	100	1,453	1,350	2,148	3,061	295	
VIRGINIA COMMONWLTH UNIV	16,485	0	0	897	0	15	0	14,946	0	276	336	15	
VIRGINIA MILITARY INST	67	0	0	0	0	0	0	0	0	27	40	0	
VIRGINIA STATE UNIVERSITY	1,285	1,285	0	0	0	0	0	0	0	0	0	0	
WASHINGTON & LEE UNIV	32	0	0	0	0	0	0	0	0	0	32	0	
WASHINGTON, TOTAL	113,701	5,602	478	14,487	1,125	6,602	1,502	59,717	224	2,176	19,413	2,375	
EASTERN WASHINGTON UNIV	179	0	0	0	0	0	0	179	0	0	0	0	
EVERGREEN STATE COLLEGE	100	0	0	0	0	0	0	0	0	10	90	0	
GONZAGA UNIVERSITY	23	10	0	0	0	0	0	13	0	0	0	0	
PACIFIC LUTHERAN UNIV	120	0	0	0	0	0	0	95	0	0	25	0	
SEATTLE PACIFIC UNIV	24	0	0	0	0	0	0	0	0	0	24	0	
UNIVERSITY OF PUGET SOUND	34	0	0	0	0	0	0	0	0	0	34	0	
UNIVERSITY OF WASHINGTON	97,690	760	378	13,314	1,093	6,059	932	56,334	143	1,928	16,483	266	
HALLA MARLA COLLEGE	85	0	0	0	0	0	0	85	0	0	0	0	
WASHINGTON STATE UNIV	15,262	4,813	100	1,173	32	543	570	3,011	81	232	2,598	2,109	
WESTERN WASHINGTON UNIV	184	19	0	0	0	0	0	0	0	6	159	0	
WEST VIRGINIA, TOTAL	8,295	3,014	0	193	6	980	390	2,644	64	0	1,004	0	
MARSHALL UNIVERSITY	737	4	0	0	0	0	0	733	0	0	0	0	
WEST VIRGINIA UNIVERSITY	7,558	3,010	0	193	6	980	390	1,911	64	0	1,004	0	
WISCONSIN, TOTAL	99,321	6,173	1,680	5,921	2,715	8,357	1,483	52,125	275	3,673	16,020	699	
BELOIT COLLEGE	51	0	0	0	0	0	0	0	0	0	51	0	
CARDINAL STRITCH COLLEGE	14	0	0	0	0	0	0	0	0	0	14	0	
INSTITUTE PAPER CHEMISTRY	44	0	44	0	0	0	0	0	0	0	0	0	
MARQUETTE UNIVERSITY	1,060	0	0	22	0	121	0	522	0	0	395	0	
MEDICAL COLLEGE OF WIS	8,290	49	0	136	0	0	0	7,878	0	58	169	0	
UNIV OF WIS-CENTER SYSTEM	230	0	0	0	0	0	0	228	2	0	0	0	
UNIV OF WIS-EAU CLAIRE	197	0	0	0	0	0	0	197	0	0	0	0	
UNIV OF WIS-GREEN BAY	47	0	0	0	0	0	0	46	1	0	0	0	
UNIV OF WIS-LA CROSSE	107	0	0	0	0	0	0	0	107	0	0	0	
UNIV OF WIS-MADISON	82,417	5,855	1,631	5,609	0	8,115	0	42,766	147	3,591	14,070	633	
UNIV OF WIS-MILWAUKEE	1,877	0	0	109	0	121	53	369	1	24	1,200	0	
UNIV OF WIS-OSHKOSH	23	0	0	0	0	0	0	0	0	0	23	0	
UNIV OF WIS-PARKSIDE	119	0	0	0	0	0	0	119	0	0	0	0	
UNIV OF WIS-PLATTEVILLE	45	0	0	45	0	0	0	0	0	0	0	0	
UNIV OF WIS-STEVENS POINT	132	5	0	0	0	0	50	0	17	0	60	0	
UNIV OF WIS-STOUT	318	0	0	0	318	0	0	0	0	0	0	0	
UNIV OF WIS-SUPERIOR	904	0	0	0	0	0	904	0	0	0	0	0	
UNIV OF WISCONSIN SYS OFF	3,446	264	5	0	2,397	0	676	0	0	0	38	66	
WYOMING, TOTAL	7,069	1,486	35	401	0	870	639	563	995	326	1,754	0	
UNIVERSITY OF WYOMING	7,069	1,486	35	401	0	870	639	563	995	326	1,754	0	
GUAM, TOTAL	987	907	0	0	0	0	0	0	80	0	0	0	
UNIVERSITY OF GUAM	987	907	0	0	0	0	0	0	80	0	0	0	
PUERTO RICO, TOTAL	8,576	3,961	0	320	0	701	0	2,687	74	131	421	281	
BAYAMON TECH UNIVERSITY	150	0	0	0	0	0	0	0	0	0	0	150	
UNIV OF P R-MAYAGUEZ	1,506	487	0	97	0	636	0	0	74	131	0	81	
UNIV OF P R-MED SCI CMPUS	2,996	0	0	186	0	65	0	2,687	0	0	58	0	
UNIV OF P R-RIO PIEDRAS	3,874	3,474	0	37	0	0	0	0	0	0	363	0	
UNIV OF P R, SYSTEM OFF	50	0	0	0	0	0	0	0	0	0	0	50	

SEE FOOTNOTES AT END OF TABLE.

TABLE B-34. -- FEDERAL OBLIGATIONS TO UNIVERSITIES AND COLLEGES FOR RESEARCH AND DEVELOPMENT,
BY STATE, INSTITUTION, AND AGENCY: FY 1982

CONTINUED STATE & INSTITUTION	(DOLLARS IN THOUSANDS)											
	TOTAL	USDA	COM	DOD	ED	DOE*	EPA	HHS	INT	NASA	NSF	OTHER*
AMERICAN SAMOA, TOTAL	555	555	0	0	0	0	0	0	0	0	0	0
AMERICAN SAMOA CMTY COL	555	555	0	0	0	0	0	0	0	0	0	0
VIRGIN ISLANDS, TOTAL	890	823	0	0	0	0	0	0	67	0	0	0
COL OF THE VIRGIN ISLANDS	890	823	0	0	0	0	0	0	67	0	0	0
TRUST TERRITORY PAC ISL, TOTAL	579	579	0	0	0	0	0	0	0	0	0	0
CMTY COL OF MICRONESIA	579	579	0	0	0	0	0	0	0	0	0	0

* INCLUDES DOT, AID, HUD, LABOR, AND NRC.

SOURCE: NATIONAL SCIENCE FOUNDATION

TABLE B-37. -- FEDERAL OBLIGATIONS TO UNIVERSITIES AND COLLEGES FOR R&D PLANT,
BY STATE, INSTITUTION, AND AGENCY: FY 1982

(DOLLARS IN THOUSANDS)

STATE & INSTITUTION	TOTAL	USDA	COM	DOD	ED	DOE	EPA	HHS	INT	NASA	NSF	OTHER*
UNITED STATES, TOTAL	31,200	0	0	454	0	18,808	1,400	5,405	0	199	4,934	0
ALASKA, TOTAL	426	0	0	0	0	0	0	0	0	0	426	0
UNIV OF ALASKA FAIRBANKS	426	0	0	0	0	0	0	0	0	0	426	0
CALIFORNIA, TOTAL	2,317	0	0	0	0	1,015	0	708	0	0	594	0
CALIFORNIA INST OF TECH	30	0	0	0	0	30	0	0	0	0	0	0
SAN JOSE STATE UNIVERSITY	144	0	0	0	0	0	0	0	0	0	144	0
STANFORD UNIVERSITY	40	0	0	0	0	0	0	0	0	0	40	0
UNIV OF CAL BERKELEY	50	0	0	0	0	50	0	0	0	0	0	0
UNIV OF CAL IRVINE	391	0	0	0	0	391	0	0	0	0	0	0
UNIV OF CAL LOS ANGELES	415	0	0	0	0	415	0	0	0	0	0	0
UNIV OF CAL SAN DIEGO	208	0	0	0	0	11	0	0	0	0	197	0
UNIV OF CAL SAN FRANCISCO	708	0	0	0	0	0	0	708	0	0	0	0
UNIV OF CAL SANTA BARBARA	68	0	0	0	0	68	0	0	0	0	0	0
UNIV OF CAL SANTA CRUZ	50	0	0	0	0	50	0	0	0	0	0	0
UNIV OF SOUTHERN CAL	213	0	0	0	0	0	0	0	0	0	213	0
COLORADO, TOTAL	150	0	0	0	0	150	0	0	0	0	0	0
UNIVERSITY OF COLORADO	150	0	0	0	0	150	0	0	0	0	0	0
CONNECTICUT, TOTAL	298	0	0	0	0	298	0	0	0	0	0	0
WESLEYAN UNIVERSITY	13	0	0	0	0	13	0	0	0	0	0	0
YALE UNIVERSITY	285	0	0	0	0	285	0	0	0	0	0	0
FLORIDA, TOTAL	588	0	0	0	0	0	0	449	0	0	139	0
STATE UNIV SYS OF FLA OFF	31	0	0	0	0	0	0	0	0	0	31	0
UNIVERSITY OF MIAMI	557	0	0	0	0	0	0	449	0	0	108	0
GEORGIA, TOTAL	787	0	0	0	0	440	0	347	0	0	0	0
EMORY UNIVERSITY	347	0	0	0	0	0	0	347	0	0	0	0
UNIVERSITY OF GEORGIA	440	0	0	0	0	440	0	0	0	0	0	0
HAWAII, TOTAL	158	0	0	0	0	19	0	0	0	0	139	0
UNIV OF HAWAII-MANOA	158	0	0	0	0	19	0	0	0	0	139	0
ILLINOIS, TOTAL	480	0	0	0	0	120	0	360	0	0	0	0
NORTHWESTERN UNIVERSITY	120	0	0	0	0	120	0	0	0	0	0	0
UNIV OF ILL MED CTR CHGO	360	0	0	0	0	0	0	360	0	0	0	0
INDIANA, TOTAL	545	0	0	0	0	545	0	0	0	0	0	0
PURDUE UNIVERSITY	200	0	0	0	0	200	0	0	0	0	0	0
UNIVERSITY OF NOTRE DAME	345	0	0	0	0	345	0	0	0	0	0	0
LOUISIANA, TOTAL	291	0	0	201	0	90	0	0	0	0	0	0
LOUISIANA STATE UNIV,	90	0	0	0	0	90	0	0	0	0	0	0
UNIVERSITY OF NEW ORLEANS	201	0	0	201	0	0	0	0	0	0	0	0
MARYLAND, TOTAL	460	0	0	0	0	168	0	292	0	0	0	0
JOHNS HOPKINS UNIVERSITY	372	0	0	0	0	80	0	292	0	0	0	0
UNIV OF MD COLLEGE PARK	88	0	0	0	0	88	0	0	0	0	0	0
MASSACHUSETTS, TOTAL	6,008	0	0	0	0	4,955	0	212	0	0	841	0
BOSTON UNIVERSITY	212	0	0	0	0	0	0	212	0	0	0	0
HARVARD UNIVERSITY	450	0	0	0	0	450	0	0	0	0	0	0
MASS INST OF TECHNOLOGY	4,523	0	0	0	0	4,505	0	0	0	0	18	0
WOODS HOLE OCNRPIC INST	823	0	0	0	0	0	0	0	0	0	823	0
MICHIGAN, TOTAL	6,868	0	0	0	0	6,149	0	689	0	0	30	0
MICHIGAN STATE UNIVERSITY	4,675	0	0	0	0	4,675	0	0	0	0	0	0
OAKLAND UNIVERSITY	255	0	0	0	0	0	0	255	0	0	0	0
UNIVERSITY OF MICHIGAN	1,938	0	0	0	0	1,474	0	434	0	0	30	0
MINNESOTA, TOTAL	85	0	0	0	0	85	0	0	0	0	0	0
UNIVERSITY OF MINNESOTA	85	0	0	0	0	85	0	0	0	0	0	0
MISSOURI, TOTAL	205	0	0	0	0	0	0	205	0	0	0	0
UNIV OF MISSOURI COLUMBIA	205	0	0	0	0	0	0	205	0	0	0	0
NEVADA, TOTAL	309	0	0	253	0	56	0	0	0	0	0	0
UNIV OF NEVADA - RENO	309	0	0	253	0	56	0	0	0	0	0	0
NEW JERSEY, TOTAL	414	0	0	0	0	325	0	0	0	59	30	0
FAIRLEIGH DICKINSON UNIV	30	0	0	0	0	0	0	0	0	0	30	0
PRINCETON UNIVERSITY	384	0	0	0	0	325	0	0	0	59	0	0
NEW MEXICO, TOTAL	43	0	0	0	0	43	0	0	0	0	0	0
NEW MEXICO STATE UNIV	43	0	0	0	0	43	0	0	0	0	0	0

SEE FOOTNOTES AT END OF TABLE.

TABLE B-37. -- FEDERAL OBLIGATIONS TO UNIVERSITIES AND COLLEGES FOR R&D PLANT,
BY STATE, INSTITUTION, AND AGENCY: FY 1982

CONTINUED STATE & INSTITUTION	(DOLLARS IN THOUSANDS)											
	TOTAL	USDA	COM	DOD	ED	DOE	EPA	HHS	INT	NASA	NSF	OTHER*
NEW YORK, TOTAL	5,060	0	0	0	0	2,370	0	1,565	0	0	1,125	0
COLUMBIA UNIV MAIN DIV	246	0	0	0	0	50	0	0	0	0	196	0
CORNELL UNIVERSITY	117	0	0	0	0	30	0	0	0	0	87	0
NEW YORK UNIVERSITY	250	0	0	0	0	250	0	0	0	0	0	0
RENSELAER POLYTECH INST	50	0	0	0	0	50	0	0	0	0	0	0
ROCKEFELLER UNIVERSITY	641	0	0	0	0	90	0	551	0	0	0	0
SUNY AT STONY BROOK	842	0	0	0	0	0	0	0	0	0	842	0
UNIVERSITY OF ROCHESTER	2,274	0	0	0	0	1,900	0	374	0	0	0	0
YESHIVA UNIVERSITY	640	0	0	0	0	0	0	640	0	0	0	0
NORTH CAROLINA, TOTAL	476	0	0	0	0	75	0	219	0	0	182	0
DUKE UNIVERSITY	257	0	0	0	0	75	0	0	0	0	182	0
UNIV OF NC AT CHAPEL HILL	219	0	0	0	0	0	0	219	0	0	0	0
OHIO, TOTAL	1,540	0	0	0	0	0	1,400	0	0	140	0	0
CASE WESTERN RESERVE UNIV	140	0	0	0	0	0	0	0	0	140	0	0
UNIVERSITY OF CINCINNATI	1,400	0	0	0	0	0	1,400	0	0	0	0	0
OREGON, TOTAL	130	0	0	0	0	0	0	0	0	0	130	0
OREGON STATE UNIVERSITY	130	0	0	0	0	0	0	0	0	0	130	0
PENNSYLVANIA, TOTAL	515	0	0	0	0	515	0	0	0	0	0	0
PENNSYLVANIA STATE UNIV	20	0	0	0	0	20	0	0	0	0	0	0
UNIV OF PENNSYLVANIA	495	0	0	0	0	495	0	0	0	0	0	0
RHODE ISLAND, TOTAL	1,015	0	0	0	0	0	0	0	0	0	1,015	0
UNIV OF RHODE ISLAND	1,015	0	0	0	0	0	0	0	0	0	1,015	0
TEXAS, TOTAL	782	0	0	0	0	614	0	0	0	0	168	0
TEXAS A & M UNIVERSITY	147	0	0	0	0	0	0	0	0	0	147	0
UNIV OF TEXAS AT AUSTIN	635	0	0	0	0	614	0	0	0	0	21	0
VIRGINIA, TOTAL	55	0	0	0	0	55	0	0	0	0	0	0
UNIVERSITY OF VIRGINIA	55	0	0	0	0	55	0	0	0	0	0	0
WASHINGTON, TOTAL	425	0	0	0	0	90	0	220	0	0	115	0
UNIVERSITY OF WASHINGTON	425	0	0	0	0	90	0	220	0	0	115	0
WISCONSIN, TOTAL	748	0	0	0	0	609	0	139	0	0	0	0
MEDICAL COLLEGE OF WIS	139	0	0	0	0	0	0	139	0	0	0	0
UNIV OF WIS-MADISON	609	0	0	0	0	609	0	0	0	0	0	0
PUERTO RICO, TOTAL	22	0	0	0	0	22	0	0	0	0	0	0
UNIV OF P R-MAYAGUEZ	22	0	0	0	0	22	0	0	0	0	0	0

* INCLUDES DOT, AID, HUD, LABOR, AND NRC.

SOURCE: NATIONAL SCIENCE FOUNDATION

TABLE B-38. -- FEDERAL OBLIGATIONS TO UNIVERSITIES AND COLLEGES
BY CATEGORY OF INSTITUTION AND AGENCY: FY 1982

(DOLLARS IN THOUSANDS)

INSTITUTIONAL CATEGORY AND INSTITUTION 1/	TOTAL	USDA	COM	MOD	ED	DOE	EPA	HHS	INT	NASA	NSF	OTHER*
UNITED STATES, TOTAL	8,702,380	532,128	39,960	884,194	3,226,400	295,251	85,397	2,624,894	28,482	176,937	728,020	80,717
CATEGORY A. DOCTORATE- GRANTING, TOTAL	5,594,778	439,132	33,983	757,995	1,064,532	276,561	67,586	2,043,982	21,743	153,271	662,028	73,965
ADELPHI UNIVERSITY	2,810	0	0	0	2,408	0	0	325	0	0	77	0
AMERICAN UNIVERSITY	6,053	0	113	1,257	1,929	0	0	176	0	0	378	2,200
ARIZONA STATE UNIVERSITY	16,126	55	0	1,304	7,935	487	0	1,566	21	1,472	3,274	12
AUBURN UNIVERSITY	17,892	12,027	75	894	2,867	523	188	606	143	59	120	390
BALL STATE UNIVERSITY	4,790	0	0	0	4,628	26	0	136	0	0	0	0
BAYLOR UNIVERSITY	2,507	0	0	0	2,147	0	0	266	0	28	66	0
BOSTON COLLEGE	10,006	0	0	3,148	4,657	0	0	1,469	0	106	321	305
BOSTON UNIVERSITY	44,481	0	0	4,189	7,896	188	0	29,937	0	411	1,794	66
BOWLING GREEN STATE UNIV	4,987	0	0	40	4,057	26	0	622	0	1	247	0
BRANDEIS UNIVERSITY	14,302	0	0	164	1,608	539	0	8,820	0	246	2,240	685
BRIGHAM YOUNG UNIVERSITY	2,366	195	0	504	47	620	205	530	17	25	216	7
BROWN UNIVERSITY	22,794	0	93	2,272	3,073	2,042	0	6,456	32	729	8,097	0
BRYN MAWR COLLEGE	935	0	0	0	374	0	0	412	0	0	149	0
CALIFORNIA INST OF TECH	39,615	106	291	6,842	716	3,794	89	8,668	964	4,947	13,198	0
CARNEGIE-MELLON UNIV	31,410	0	105	11,759	5,187	3,116	181	3,307	0	639	7,032	84
CASE WESTERN RESERVE UNIV	41,747	0	159	3,241	2,381	599	568	28,119	0	2,609	4,009	62
CATHOLIC UNIV OF AMERICA	3,888	0	94	874	1,804	4	0	730	0	82	300	0
CLAREMONT GRADUATE SCHOOL	155	21	0	0	117	0	0	0	0	0	17	0
CLAREMONT U CTR SYS OFF	39	0	0	39	0	0	0	0	0	0	0	0
COLORADO STATE UNIVERSITY	30,335	7,276	607	2,546	3,691	1,550	1,157	5,169	1,478	862	5,276	723
COLUMBIA UNIV MAIN DIV	97,892	0	0	6,994	184	5,375	0	61,632	712	1,983	20,474	538
COLUMBIA UNIV SYS OFF	7,516	0	382	0	6,550	0	349	135	0	0	0	109
CORNELL UNIVERSITY	107,846	17,226	97	7,677	8,594	2,719	1,452	35,434	381	2,013	32,178	75
CUNY CENTRAL SYS OFF	48,262	0	0	0	48,064	0	0	0	0	0	198	0
CUNY GRAD SCH & UNIV CTR	1,708	0	0	0	35	0	0	1,124	0	229	320	0
DREXEL UNIVERSITY	643	0	0	0	643	0	0	0	0	0	0	0
DUKE UNIVERSITY	60,460	304	108	2,933	2,541	2,222	1,572	45,690	0	234	4,923	33
EMORY UNIVERSITY	23,826	0	0	46	1,729	224	0	20,669	0	288	870	0
FLORIDA STATE UNIVERSITY	19,540	40	289	5,276	4,970	1,608	746	2,783	0	536	3,207	85
FORDHAM UNIVERSITY	3,872	0	0	0	2,946	0	0	875	0	0	51	0
GEORGE WASHINGTON UNIV	21,311	321	39	3,895	2,809	326	51	11,632	2	1,357	879	0
GEORGETOWN UNIVERSITY	26,886	727	0	3,270	9,494	1,250	0	11,229	0	0	916	0
GEORGIA STATE UNIVERSITY	3,573	0	0	271	2,190	49	260	411	0	5	277	110
HARVARD UNIVERSITY	104,442	54	0	3,560	5,660	3,728	1,714	71,358	44	4,381	13,897	46
HOWARD UNIVERSITY	177,553	70	0	1,279	164,786	80	113	9,211	0	1,098	592	324
ILLINOIS INST OF TECH	7,274	0	0	1,829	2,355	455	737	831	0	223	844	0
ILLINOIS STATE UNIVERSITY	4,416	0	0	0	4,337	13	0	66	0	0	0	0
INDIANA UNIVERSITY	49,340	108	0	1,102	15,831	1,721	255	18,759	0	253	10,496	815
INTERNATIONAL COLLEGE	5	0	0	0	5	0	0	0	0	0	0	0
IOWA ST U OF SCI & TECH	24,812	14,720	197	563	4,661	345	191	1,690	264	382	1,799	0
JOHNS HOPKINS UNIVERSITY	327,090	128	173	235,993	3,450	2,747	686	71,694	0	1,172	5,948	5,099
KANS ST U - AG & APP SCI	18,427	8,079	0	1,004	4,566	662	0	1,929	110	383	1,614	80
KENT STATE UNIVERSITY	8,635	0	0	122	7,171	260	0	348	10	67	657	0
LA ST UNIV SYSTEM OFFICE	6,720	0	0	0	5,618	0	990	105	0	0	7	0
LEHIGH UNIVERSITY	7,064	80	25	2,293	1,062	517	0	330	0	276	2,217	264
LOUISIANA STATE UNIV	30,987	9,427	1,370	1,379	1,312	1,309	0	11,182	273	196	1,814	2,725
LOYOLA UNIV - CHICAGO	5,497	25	0	0	2,680	0	0	2,674	0	26	92	0
MARQUETTE UNIVERSITY	5,079	0	0	22	3,738	121	7	796	0	0	395	0
MASS INST OF TECHNOLOGY	164,182	544	2,104	40,190	3,852	41,740	612	32,700	614	9,589	31,829	408
MEMPHIS STATE UNIVERSITY	4,068	0	50	0	3,335	68	0	318	0	0	117	180
MIAMI UNIVERSITY (OHIO)	3,455	27	0	206	2,699	16	158	50	0	90	209	0
MICHIGAN STATE UNIVERSITY	63,792	14,079	83	1,996	12,550	6,972	117	14,182	748	718	8,093	4,254
MISSISSIPPI STATE UNIV	21,327	12,451	0	567	4,927	2,240	399	155	112	323	111	42
MONTANA U SYS-SYSTEM OFF	132	0	0	0	132	0	0	0	0	0	0	0
N C STATE UNIV AT RALEIGH	32,744	17,872	30	1,964	3,283	1,026	2,705	2,271	160	804	2,489	140
NEW MEXICO STATE UNIV	47,281	4,469	0	31,251	5,336	1,046	303	898	110	1,986	800	1,082
NEW SCH FOR SOC RESEARCH	579	0	0	0	517	0	0	43	0	0	19	0
NEW YORK UNIVERSITY	57,351	0	50	3,693	10,022	4,320	1,265	33,422	0	525	4,054	0
NORTH TEXAS STATE UNIV	4,466	0	0	1,075	2,336	22	302	447	0	0	284	0
NORTHEASTERN UNIVERSITY	18,095	0	0	2,339	12,833	110	140	1,306	0	0	1,367	0
NORTHERN ILLINOIS UNIV	5,849	0	0	74	4,667	32	0	692	0	0	384	0
NORTHWESTERN UNIVERSITY	43,124	0	0	3,627	8,588	1,834	0	18,557	59	447	8,330	1,682
NOVA UNIVERSITY	845	0	0	107	289	0	0	26	0	47	376	0
OHIO STATE UNIVERSITY	62,759	15,711	373	6,592	9,066	2,354	1,024	12,741	283	1,484	6,074	7,057
OHIO UNIVERSITY	6,070	0	0	30	4,328	260	203	867	0	80	302	0
OKLAHOMA STATE UNIVERSITY	21,295	8,357	18	3,368	5,475	209	639	464	122	1,745	898	0
OREGON STATE UNIVERSITY	43,198	9,057	3,618	5,587	5,085	731	1,389	4,686	842	533	8,052	3,618
PENNSYLVANIA STATE UNIV	80,771	16,523	234	20,168	17,258	2,401	577	14,171	275	2,148	6,519	497
PRINCETON UNIVERSITY	29,595	72	107	4,355	3,562	3,476	0	5,186	0	2,483	10,354	0
PURDUE UNIVERSITY	55,783	12,448	203	4,712	8,081	3,775	245	10,125	260	3,164	10,408	2,362
RENSSELAER POLYTECH INST	15,228	49	50	3,369	2,486	1,522	251	1,915	0	1,487	3,868	231
RICE UNIVERSITY	9,147	0	0	538	728	1,550	0	2,260	0	557	3,514	0
ROCKEFELLER UNIVERSITY	22,920	50	0	0	0	900	0	20,082	0	189	1,699	0
RUTGERS THE ST UNIV OF NJ	35,023	6,107	75	1,558	13,239	462	199	7,705	167	74	5,355	82
SOUTHERN ILL U-CARBONDALE	12,262	121	0	0	8,046	1,623	150	1,857	156	216	93	0
SOUTHERN METHODIST UNIV	2,811	0	0	666	1,456	70	0	62	5	97	455	0
ST JOHN'S UNIVERSITY (NY)	4,761	0	0	0	4,687	0	0	13	0	0	61	0
ST LOUIS UNIVERSITY	11,324	60	0	333	2,491	0	0	7,218	224	73	680	245
STANFORD UNIVERSITY	137,314	62	15	29,660	4,924	5,205	1,863	60,066	239	8,857	26,383	40
STATE UNIV SYS OF FLA OFF	146	0	0	0	0	0	0	0	0	110	31	5
SUNY AT ALBANY	33,848	444	528	3,132	22,176	351	532	3,159	92	312	2,876	236
SUNY AT BINGHAMTON	2,978	0	0	99	535	85	0	1,648	0	162	449	0
SUNY AT BUFFALO	19,586	0	0	426	1,422	206	0	13,775	0	383	3,374	0

SEE FOOTNOTES AT END OF TABLE

TABLE B-38. -- FEDERAL OBLIGATIONS TO UNIVERSITIES AND COLLEGES
BY CATEGORY OF INSTITUTION AND AGENCY: FY 1982

(DOLLARS IN THOUSANDS)

INSTITUTIONAL CATEGORY AND INSTITUTION 1/ CATEGORY A., CONTINUED	TOTAL	USDA	COM	DOD	ED	DOE	EPA	HHS	INT	NASA	NSF	OTHER*
SUNY AT STONY BROOK	26,381	0	0	71	1,455	2,092	0	14,490	0	781	7,492	0
SUNY SYSTEM OFFICE	402	0	0	0	50	0	2	316	4	0	30	0
SYRACUSE UNIVERSITY	18,283	247	0	1,692	9,089	470	297	4,246	0	129	2,098	15
TEMPLE UNIVERSITY	28,754	6	42	397	10,687	40	307	15,821	0	16	1,345	93
TEXAS A & M UNIV SYS OFF	4,669	116	188	0	3,022	1,260	0	24	59	0	0	0
TEXAS A & M UNIVERSITY	49,906	25,637	2,049	4,194	129	1,899	566	3,353	162	2,789	6,238	2,890
TEXAS TECH UNIVERSITY	9,833	78	0	2,285	3,814	47	383	2,089	0	142	910	85
TEXAS WOMAN'S UNIVERSITY	2,068	0	0	0	1,835	0	0	233	0	0	0	0
THE UNIVERSITY OF ALABAMA	7,712	0	0	345	5,674	105	0	791	150	379	268	0
TUFTS UNIVERSITY	36,710	5,829	0	131	2,221	565	9	27,189	1	172	593	0
TULANE UNIVERSITY	14,176	166	0	104	3,132	0	240	10,138	0	51	290	55
U WEB CTRL ADMIN SYS OFF	108	7	0	0	101	0	0	0	0	0	0	0
U OF CAL SYS WIDE PRGMS	14,242	8,753	3,851	0	1,464	0	0	90	0	84	0	0
U OF HOUSTON CENTRAL CAM	9,851	0	0	826	3,800	619	233	2,652	0	338	1,368	15
U OF HOUSTON SYS OFF	188	0	0	0	13	0	0	0	0	0	0	175
U TENNESSEE KNOXVILLE	28,001	12,956	125	2,189	84	5,944	38	4,009	0	1,043	1,376	237
UNION OF EXPER COL & UNIV	531	0	0	0	531	0	0	0	0	0	0	0
UNIV OF ALABAMA SYS OFF	484	0	60	0	153	0	60	0	0	0	0	0
UNIV OF ARK FAYETTEVILLE	6,501	4,120	0	456	0	40	0	392	110	180	1,203	0
UNIV OF ARK SYS OFF	5,821	0	0	0	5,103	0	598	0	0	0	0	120
UNIV OF CAL BERKELEY	82,943	3,057	152	15,577	10,885	2,334	329	24,191	174	4,677	19,902	1,665
UNIV OF CAL DAVIS	39,999	4,849	0	428	4,069	4,294	691	17,474	283	298	4,418	3,200
UNIV OF CAL IRVINE	27,514	81	0	2,892	2,619	3,508	273	13,691	33	416	3,768	233
UNIV OF CAL LOS ANGELES	108,118	232	36	5,886	9,744	10,962	1,467	63,490	60	3,437	12,754	50
UNIV OF CAL RIVERSIDE	11,865	1,481	0	262	1,065	1,576	699	3,535	0	502	2,488	257
UNIV OF CAL SAN DIEGO	107,869	342	0	16,670	9,005	2,616	70	36,746	0	7,993	34,421	6
UNIV OF CAL SANTA BARBARA	23,532	0	0	2,761	9,887	1,291	411	3,023	38	555	5,566	10
UNIV OF CAL SANTA CRUZ	8,274	100	0	192	3,030	556	0	2,014	0	69	2,313	0
UNIV OF HAWAII SYS OFF	6,118	0	2,293	0	3,581	0	234	0	10	0	0	0
UNIV OF HAWAII-MANOA	28,278	3,666	0	6,161	0	1,547	0	7,969	271	4,258	4,099	307
UNIV OF ILL CHICAGO CIR	14,845	0	193	2,732	5,854	293	254	2,586	0	18	2,333	82
UNIV OF ILL URBANA	81,644	14,554	0	11,679	7,782	6,643	3,315	12,940	110	1,391	20,592	2,638
UNIV OF ILLINOIS SYS OFF	697	28	0	0	219	0	35	120	0	0	250	45
UNIV OF MARYLAND SYS OFF	313	73	133	0	0	0	0	0	8	0	0	99
UNIV OF MASS AT AMHERST	21,913	5,486	75	4,907	0	979	56	2,950	156	631	6,588	85
UNIV OF MASS SYSTEM OFF	13,531	0	0	0	13,531	0	0	0	0	0	0	0
UNIV OF MD COLLEGE PARK	38,477	7,307	547	7,157	5,920	4,103	26	1,707	125	4,820	6,657	108
UNIV OF MISSOURI COLUMBIA	30,507	13,113	75	1,265	4,859	296	308	8,731	119	173	1,568	0
UNIV OF MISSOURI KAN CITY	3,005	0	0	180	1,684	7	0	1,064	0	0	70	0
UNIV OF MISSOURI SYS OFF	1,309	30	132	0	997	0	0	80	0	0	0	70
UNIV OF N C AT GREENSBORO	2,187	0	0	0	2,031	0	0	121	0	0	35	0
UNIV OF N C SYS OFF	1,076	0	48	0	0	0	762	63	0	0	0	203
UNIV OF NC AT CHAPEL HILL	57,328	136	299	2,057	8,408	653	3,321	38,450	0	87	3,661	256
UNIV OF NEBRASKA-LINCOLN	21,651	7,855	0	560	5,412	423	94	1,313	117	233	1,749	3,895
UNIV OF NEW HAMPSHIRE	10,826	2,808	0	514	2,521	300	58	603	110	2,709	1,202	1
UNIV OF NORTHERN COLORADO	2,270	0	0	0	2,261	0	0	9	0	0	0	0
UNIV OF PENNSYLVANIA	97,878	189	0	5,840	11,564	4,848	73	62,757	26	511	11,940	130
UNIV OF RHODE ISLAND	21,081	2,178	1,953	3,000	4,221	189	1,671	951	112	25	6,781	0
UNIV OF SOUTH CAROLINA	16,537	0	95	374	8,763	365	19	3,765	0	30	3,096	30
UNIV OF SOUTH DAKOTA	5,494	128	0	71	2,974	0	0	2,210	0	0	111	0
UNIV OF SOUTH FLORIDA	7,712	60	57	344	3,950	0	0	2,761	22	49	469	0
UNIV OF SOUTHERN CAL	63,238	88	863	13,170	8,684	1,367	357	30,618	473	1,337	6,216	65
UNIV OF STRN MISSISSIPPI	4,883	0	25	249	3,924	195	60	346	0	3	81	0
UNIV OF TENN SYSTEM OFF	5,578	6	0	0	5,172	0	0	238	112	0	0	50
UNIV OF TEXAS AT AUSTIN	48,452	274	0	17,672	8,819	10,610	0	8,092	150	2,816	7,210	809
UNIV OF TEXAS SYSTEM OFF	9,361	0	74	0	8,721	0	462	0	104	0	0	0
UNIV OF VT & ST AGRIC COL	16,215	3,259	0	410	41	0	117	11,390	110	125	763	0
UNIV OF WIS-MADISON	100,091	12,972	1,631	5,661	1,539	8,780	0	49,045	178	3,604	16,048	633
UNIV OF WIS-MILWAUKEE	7,767	0	0	109	5,663	136	53	581	1	24	1,200	0
UNIV OF WISCONSIN SYS OFF	12,960	378	5	0	11,720	0	686	0	0	0	38	133
UNIV SYS OF N HAMP SYS OF	3,315	70	105	0	3,140	0	0	0	0	0	0	0
UNIVERSITY OF AKRON	5,559	0	0	219	4,468	0	0	148	0	335	377	12
UNIVERSITY OF ARIZONA	49,136	4,989	296	4,705	6,496	1,103	651	19,123	289	3,756	6,922	806
UNIVERSITY OF CHICAGO	63,083	140	0	924	2,690	2,896	116	40,291	0	4,562	11,069	395
UNIVERSITY OF CINCINNATI	39,245	0	0	1,295	6,216	255	6,344	22,885	0	697	1,533	20
UNIVERSITY OF COLORADO	59,232	129	1,674	3,544	8,632	3,492	376	31,073	288	3,565	6,448	11
UNIVERSITY OF CONNECTICUT	34,968	2,862	290	2,359	4,599	759	0	20,498	110	320	3,121	50
UNIVERSITY OF DELAWARE	11,895	2,368	440	776	2,778	421	154	1,708	125	177	2,781	167
UNIVERSITY OF DENVER	12,012	90	0	4,900	1,532	674	1,441	1,472	10	0	877	0
UNIVERSITY OF FLORIDA	55,872	11,480	30	3,839	12,306	1,008	960	15,891	210	871	4,415	4,862
UNIVERSITY OF GEORGIA	32,348	14,619	900	502	4,252	3,566	389	3,955	43	372	3,721	29
UNIVERSITY OF IDAHO	10,317	5,579	190	47	2,828	58	219	396	641	43	316	0
UNIVERSITY OF IOWA	48,013	73	30	2,686	6,021	110	476	33,099	0	3,253	2,265	0
UNIVERSITY OF KANSAS	23,665	174	15	1,468	5,983	218	7	12,013	0	1,730	1,981	76
UNIVERSITY OF KENTUCKY	33,241	13,586	50	613	8,781	449	469	7,002	260	350	1,504	177
UNIVERSITY OF LOUISVILLE	7,828	0	0	364	3,081	0	0	3,771	0	266	346	0
UNIVERSITY OF MIAMI	39,637	0	465	3,015	6,618	791	193	22,686	37	773	5,051	8
UNIVERSITY OF MICHIGAN	100,432	524	803	7,139	10,445	5,716	1,600	50,392	23	3,987	11,917	7,886
UNIVERSITY OF MINNESOTA	109,957	13,131	709	4,425	16,587	3,827	1,681	56,636	466	1,583	10,842	70
UNIVERSITY OF MISSISSIPPI	10,394	195	88	724	2,302	25	112	6,174	150	0	624	0
UNIVERSITY OF MONTANA	4,404	618	0	0	2,816	22	110	449	67	0	322	0
UNIVERSITY OF N DAKOTA	10,650	1,189	0	135	4,498	1,091	0	2,151	1,290	10	200	86
UNIVERSITY OF NEW MEXICO	35,320	29	75	16,312	7,135	1,363	54	8,392	37	638	1,283	2
UNIVERSITY OF NOTRE DAME	10,164	0	86	170	2,325	2,985	7	1,861	0	127	2,513	90
UNIVERSITY OF OKLAHOMA	17,573	66	0	1,674	3,810	1,919	2,678	5,501	225	222	1,276	202
UNIVERSITY OF OREGON MAIN	19,853	80	0	658	10,506	326	0	5,217	0	87	2,884	95
UNIVERSITY OF PITTSBURGH	52,897	172	193	2,958	12,063	1,783	705	29,555	0	978	4,395	95
UNIVERSITY OF ROCHESTER	67,447	93	52	13,682	2,975	11,150	507	33,830	0	179	4,979	0
UNIVERSITY OF TOLEDO	4,112	0	0	10	3,359	21	7	81	0	302	293	39

SEE FOOTNOTES AT END OF TABLE

TABLE B-38. -- FEDERAL OBLIGATIONS TO UNIVERSITIES AND COLLEGES
BY CATEGORY OF INSTITUTION AND AGENCY: FY 1982

-CONTINUED

(DOLLARS IN THOUSANDS)

INSTITUTIONAL CATEGORY AND INSTITUTION 1/ CATEGORY A., CONTINUED	TOTAL	USDA	COM	DOD	ED	DOE	EPA	HHS	INT	NASA	NSF	OTHER*
UNIVERSITY OF UTAH	49,621	50	0	4,059	4,560	4,132	552	28,408	1,393	532	5,935	0
UNIVERSITY OF VIRGINIA	34,205	221	50	2,429	4,683	2,893	285	18,700	162	832	3,950	0
UNIVERSITY OF WASHINGTON	128,197	760	378	14,670	16,383	6,177	965	68,675	337	1,928	17,658	266
UNIVERSITY OF WYOMING	11,161	2,818	35	428	2,407	870	664	687	1,167	326	1,754	5
US INTERNATIONAL UNIV	616	0	0	0	616	0	0	0	0	0	0	0
UTAH STATE UNIVERSITY	23,772	3,882	0	9,790	6,134	67	7	625	177	1,439	1,651	0
VA POLYTECH INST & ST U	26,871	11,644	73	4,238	0	1,660	107	1,983	1,536	2,200	3,135	295
VANDERBILT UNIVERSITY	34,134	0	60	908	2,113	349	139	28,791	0	91	1,650	33
VIRGINIA COMMONWLTN UNIV	33,842	0	0	897	13,616	45	0	18,624	0	276	361	23
WASHINGTON STATE UNIV	24,083	8,403	100	1,211	4,511	597	575	3,440	111	232	2,763	2,140
WASHINGTON UNIVERSITY	61,541	0	40	1,120	2,993	735	775	50,751	0	1,752	3,375	0
WAYNE STATE UNIVERSITY	22,238	0	0	865	6,842	294	153	12,108	20	56	1,841	59
WEST VIRGINIA UNIVERSITY	17,039	7,017	0	238	4,494	1,036	390	2,559	260	0	1,015	30
WESTERN MICHIGAN UNIV	5,248	0	0	0	5,107	0	0	127	0	13	0	1
YALE UNIVERSITY	97,750	44	0	6,042	8,364	5,865	0	68,146	2	499	8,788	0
YESHIVA UNIVERSITY	51,911	0	0	229	1,083	0	0	49,683	0	0	916	0
CATEGORY B. COMPREHENSIVE, TOTAL	1,106,783	70,692	1,553	47,493	813,014	9,685	9,370	109,839	3,142	15,579	23,838	2,578
ABILENE CHRISTIAN UNIV	998	0	0	0	964	34	0	0	0	0	0	0
ADAMS STATE COLLEGE	1,142	0	0	0	1,142	0	0	0	0	0	0	0
ALABAMA A & M UNIVERSITY	5,408	1,999	0	91	2,696	0	66	508	0	0	48	0
ALABAMA STATE UNIVERSITY	5,583	0	0	0	5,583	0	0	0	0	0	0	0
AMERICAN INTERNATL COL	955	0	0	0	955	0	0	0	0	0	0	0
AMERICAN TECHNOLOGICAL U	26	0	0	0	26	0	0	0	0	0	0	0
ANDREWS UNIVERSITY	698	0	0	0	646	0	0	0	0	0	52	0
ANGELO STATE UNIVERSITY	855	0	0	0	855	0	0	0	0	0	0	0
ANNA MARIA COLLEGE	404	0	0	0	404	0	0	0	0	0	0	0
ANTIOCH UNIVERSITY	2,786	0	0	0	2,714	0	0	0	0	0	72	0
APPALACHIAN ST UNIVERSITY	2,438	0	0	0	2,413	0	0	0	0	0	25	0
ARKANSAS STATE UNIVERSITY	3,253	0	0	43	3,201	0	0	0	0	0	9	0
ARMSTRONG STATE COLLEGE	470	0	0	0	470	0	0	0	0	0	0	0
ASHLAND COLLEGE	959	0	0	0	959	0	0	0	0	0	0	0
ASSUMPTION COLLEGE	698	0	0	0	698	0	0	0	0	0	0	0
ATLANTA UNIVERSITY	2,397	0	0	357	666	0	0	647	0	144	498	85
AUGUSTA COLLEGE	646	0	0	0	646	0	0	0	0	0	0	0
AUSTIN PEAY STATE UNIV	1,530	0	0	0	1,530	0	0	0	0	0	0	0
AZUSA PACIFIC UNIVERSITY	575	0	0	0	575	0	0	0	0	0	0	0
BARRY COLLEGE	524	0	0	0	377	0	0	128	0	0	19	0
BEMIDJI STATE UNIVERSITY	2,640	0	0	0	2,640	0	0	0	0	0	0	0
BIOLA UNIVERSITY	546	0	0	0	546	0	0	0	0	0	0	0
BLOOMSBURG STATE COLLEGE	4,147	0	0	0	4,137	0	0	10	0	0	0	0
BOISE STATE UNIVERSITY	2,235	2	0	0	2,074	0	147	0	0	0	10	2
BOSTON STATE COLLEGE	1,235	0	0	0	1,235	0	0	0	0	0	0	0
BRADLEY UNIVERSITY	1,530	0	0	0	1,501	24	0	0	0	0	0	5
BRIDGEWATER STATE COLLEGE	1,563	0	0	0	1,539	24	0	0	0	0	0	0
BUCKNELL UNIVERSITY	571	0	0	0	462	0	0	0	0	0	109	0
BUTLER UNIVERSITY	720	0	0	0	406	154	160	0	0	0	0	0
CAL POLY ST U SAN LUIS OB	3,175	87	0	0	2,743	0	0	0	0	189	156	0
CAL ST COL SAN BERNARDINO	709	0	0	0	709	0	0	0	0	0	0	0
CAL ST U DOMINGUEZ HILLS	1,376	0	0	0	991	0	0	385	0	0	0	0
CALIF ST COL BAKERSFIELD	676	0	0	0	617	0	0	46	0	0	13	0
CALIF ST COL STANISLAUS	2,580	0	0	0	2,580	0	0	0	0	0	0	0
CALIF ST POLY UNIV POMONA	2,022	0	0	0	1,998	0	0	0	0	20	4	0
CALIF ST UNIV & COL SYS O	279	0	0	0	279	0	0	0	0	0	0	0
CALIF ST UNIV FULLERTON	2,456	0	0	0	2,093	0	0	165	0	56	142	0
CALIF ST UNIV HAYWARD	1,430	0	46	0	1,301	0	83	0	0	0	0	0
CALIF ST UNIV LONG BEACH	5,792	0	60	0	4,701	0	0	816	0	54	161	0
CALIF ST UNIV LOS ANGELES	4,354	0	0	0	3,028	0	0	1,080	0	0	246	0
CALIF ST UNIV NORTHRIDGE	4,562	0	10	0	4,124	60	0	210	0	0	158	0
CALIF ST UNIV SACRAMENTO	6,622	0	60	0	6,498	0	13	36	0	0	15	0
CALIF STATE UNIV CHICO	8,526	0	0	0	8,152	0	0	0	3	324	27	20
CALIF STATE UNIV FRESNO	3,350	0	0	0	3,000	0	0	273	0	0	77	0
CALIFORNIA LUTHERAN COL	467	0	0	0	467	0	0	0	0	0	0	0
CALIFORNIA STATE COLLEGE	1,722	0	0	0	1,722	0	0	0	0	0	0	0
CAMPBELL UNIVERSITY	893	0	0	0	893	0	0	0	0	0	0	0
CANISIUS COLLEGE	1,812	0	0	0	1,797	0	0	0	0	0	0	15
CENTRAL CNM STATE UNIV	1,580	0	10	0	1,570	0	0	0	0	0	0	0
CENTRAL MICHIGAN UNIV	6,793	0	0	0	6,793	0	0	0	0	0	0	0
CENTRAL MISSOURI ST UNIV	2,147	0	0	0	2,147	0	0	0	0	0	0	0
CENTRAL STATE UNIV (OK)	1,231	0	0	0	1,231	0	0	0	0	0	0	0
CENTRAL WASHINGTON UNIV	1,998	0	0	0	1,958	0	0	0	0	0	0	40
CHAPMAN COLLEGE	730	0	0	0	730	0	0	0	0	0	0	0
CHEYNEY STATE COLLEGE	2,095	0	0	0	2,095	0	0	0	0	0	0	0
CHICAGO STATE UNIVERSITY	3,863	0	0	0	3,447	0	0	416	0	0	0	0
CITADEL MILITARY COL S C	300	0	10	0	283	0	0	0	0	7	0	0
CLARION STATE COLLEGE	1,567	0	0	0	1,567	0	0	0	0	0	0	0
CLARK UNIVERSITY	3,389	0	106	0	2,512	58	0	254	0	0	459	0
CLEMSON UNIVERSITY	13,705	9,678	0	1,141	1,690	226	44	298	120	91	417	0
CLEVELAND STATE UNIV	4,480	0	0	0	3,187	35	0	0	0	1,083	0	175
COLGATE UNIVERSITY	847	0	0	0	769	0	0	0	0	0	78	0
COLLEGE OF CHARLESTON	1,388	0	0	0	1,306	0	0	0	0	0	82	0
COLLEGE OF NOTRE DAME	465	0	0	0	465	0	0	0	0	0	0	0
COLLEGE OF ST ROSE	590	0	0	0	590	0	0	0	0	0	0	0
COLLEGE OF ST THOMAS	1,030	0	0	0	1,030	0	0	0	0	0	0	0
COLLEGE OF WILLIAM & MARY	2,567	0	0	0	1,156	147	0	37	0	573	654	0
COLUMBUS COLLEGE	932	0	0	0	932	0	0	0	0	0	0	0
CONNECTICUT COLLEGE	695	0	0	0	695	0	0	0	0	0	0	0

SEE FOOTNOTES AT END OF TABLE



TABLE B-38. -- FEDERAL OBLIGATIONS TO UNIVERSITIES AND COLLEGES
BY CATEGORY OF INSTITUTION AND AGENCY: FY 1982

(DOLLARS IN THOUSANDS)

INSTITUTIONAL CATEGORY AND INSTITUTION 1/ CATEGORY B., CONTINUED	TOTAL	USDA	COM	DOD	ED	DOE	EPA	HHS	INT	NASA	NSF	OTHER*
CORPUS CHRISTI STATE UNIV	389	0	0	0	350	0	0	39	0	0	0	0
CREIGHTON UNIVERSITY	3,387	0	0	0	1,963	0	0	1,405	0	0	19	0
CUNY BROOKLYN COLLEGE	824	0	0	0	13	232	0	309	20	15	235	0
CUNY CITY COLLEGE	6,055	0	0	1,106	384	923	0	2,110	0	375	1,157	0
CUNY COL STAYEN ISLAND	95	0	0	0	0	0	0	73	0	0	22	0
CUNY HUNTER COLLEGE	3,112	0	0	0	144	0	0	2,494	0	92	382	0
CUNY JHN JAY COL CRIM JUS	5	0	0	0	5	0	0	0	0	0	0	0
CUNY LEHMAN COLLEGE	306	0	0	0	3	0	0	177	0	0	126	0
CUNY QUEENS COLLEGE	972	0	0	0	0	81	0	645	0	0	246	0
DARTMOUTH COLLEGE	13,476	78	26	562	1,811	103	301	9,166	0	111	1,300	18
DE PAUL UNIVERSITY	2,085	0	0	0	1,907	0	0	106	0	0	72	0
DE PAUM UNIVERSITY	456	0	0	0	456	0	0	0	0	0	0	0
DELTA STATE UNIVERSITY	1,365	120	0	0	1,245	0	0	0	0	0	0	0
DOMINICAN COL SAN RAFAEL	181	0	0	0	181	0	0	0	0	0	0	0
DRAKE UNIVERSITY	2,709	0	0	0	2,648	0	0	31	0	30	0	0
DREXEL UNIVERSITY	6,871	0	0	2,078	2,345	200	331	541	0	631	745	0
DUQUESNE UNIVERSITY	2,118	0	0	0	1,975	81	0	62	0	0	0	0
EAST CAROLINA UNIVERSITY	4,362	10	24	90	2,785	0	0	1,288	3	0	162	0
EAST STROUDSBURG ST COL	1,442	0	0	0	1,442	0	0	0	0	0	0	0
EAST TENNESSEE STATE UNIV	3,175	0	0	0	2,576	0	0	518	0	0	81	0
EAST TEXAS STATE UNIV	1,954	2	0	0	1,836	13	0	92	0	0	11	0
EASTERN ILLINOIS UNIV	1,988	0	0	0	1,956	0	0	0	0	0	32	0
EASTERN KENTUCKY UNIV	5,640	25	0	0	5,614	0	0	0	0	0	1	0
EASTERN MICHIGAN UNIV	4,519	0	0	0	4,341	0	0	123	0	0	55	0
EASTERN NEM MEXICO UNIV	3,005	0	0	35	2,970	0	0	0	0	0	0	0
EASTERN WASHINGTON UNIV	2,708	1	0	0	2,405	0	0	277	0	0	25	0
ELMIRA COLLEGE	776	0	0	0	662	0	0	114	0	0	0	0
EMERSON COLLEGE	850	0	0	0	850	0	0	0	0	0	0	0
EMPORIA STATE UNIVERSITY	1,873	0	0	0	1,873	0	0	0	0	0	0	0
FAIRFIELD UNIVERSITY	943	0	0	0	911	0	0	0	0	0	32	0
FAIRLEIGH DICKINSON UNIV	4,073	0	235	147	3,407	0	0	227	0	0	57	0
FLORIDA A & M UNIVERSITY	7,566	1,379	0	0	5,061	0	0	864	0	176	36	50
FLORIDA ATLANTIC UNIV	1,709	0	0	108	1,419	0	0	37	0	0	145	0
FLORIDA INST OF TECH	333	0	65	30	0	0	86	152	0	0	0	0
FLORIDA INTERNATIONAL U	2,433	0	0	0	1,880	0	164	99	121	0	8	161
FORT HAYS KANSAS ST UNIV	1,574	1	0	0	1,527	0	0	46	0	0	0	0
FRAMINGHAM STATE COLLEGE	785	0	0	0	785	0	0	0	0	0	0	0
FROSTBURG STATE COLLEGE	1,201	0	0	0	1,200	0	1	0	0	0	0	0
FT WRIGHT COL HOLY NAMES	508	0	0	0	508	0	0	0	0	0	0	0
GALLAUDET COLLEGE	58,581	0	0	0	58,427	0	0	154	0	0	0	0
GANNON UNIVERSITY	1,823	0	0	0	1,758	0	65	0	0	0	0	0
GEORGE MASON UNIVERSITY	1,765	0	0	0	1,243	0	0	246	0	130	146	0
GEORGE WILLIAMS COLLEGE	367	0	0	0	336	0	0	31	0	0	0	0
GEORGIA COLLEGE	668	0	0	0	668	0	0	0	0	0	0	0
GEORGIA SOUTHERN COLLEGE	2,102	0	0	0	1,744	0	0	310	0	0	48	0
GEORGIA SOUTHWESTERN COL	1,053	0	0	0	925	0	0	128	0	0	0	0
GODDARD COLLEGE	336	0	0	0	336	0	0	0	0	0	0	0
GOLDEN GATE UNIVERSITY	372	0	0	0	370	0	0	0	0	0	0	0
GONZAGA UNIVERSITY	1,513	10	0	0	1,482	0	0	21	0	0	0	2
GOVERNORS STATE UNIV	836	0	0	0	741	0	23	72	0	0	0	0
GRAMBLING STATE UNIV	5,087	0	0	0	5,087	0	0	0	0	0	0	0
HAMPTON INSTITUTE	5,417	0	125	305	4,017	0	9	470	0	488	3	0
HARDIN-SIMMONS UNIVERSITY	683	0	0	0	683	0	0	0	0	0	0	0
HENDERSON STATE UNIV	1,449	1	0	0	1,448	0	0	0	0	0	0	0
HOFSTRA UNIVERSITY	3,054	15	0	0	2,933	0	0	0	0	31	75	0
HOLY NAMES COLLEGE	144	0	0	0	144	0	0	0	0	0	0	0
HOOD COLLEGE	443	0	0	0	443	0	0	0	0	0	0	0
HUMBOLDT STATE UNIVERSITY	224	126	0	0	21	0	0	0	0	0	63	0
IDAH0 STATE UNIVERSITY	2,084	0	0	0	1,901	0	0	183	14	0	0	0
INCARNATE WORD COLLEGE	2,073	0	0	0	1,764	0	0	309	0	0	0	0
INDIANA CENTRAL UNIV	348	0	0	0	348	0	0	0	0	0	0	0
INDIANA STATE UNIVERSITY	4,565	70	0	0	4,052	0	0	245	0	0	198	0
INDIANA UNIV OF PENNA	5,132	0	0	0	5,132	0	0	0	0	0	0	0
INTER AM U PR-CTRL OFF	32,210	0	0	0	32,026	0	0	184	0	0	0	0
INTER AMER U OF PR METROP	150	0	0	0	137	0	0	13	0	0	0	0
INTL INST OF AMER WORLD U	5,511	0	0	0	5,511	0	0	0	0	0	0	0
IONA COLLEGE	1,699	0	0	0	1,699	0	0	0	0	0	0	0
ITHACA COLLEGE	1,296	0	0	0	1,221	0	0	0	0	0	75	0
JACKSON STATE UNIVERSITY	10,374	31	0	402	8,181	0	14	1,250	0	68	428	0
JACKSONVILLE STATE UNIV	2,076	0	0	62	2,014	0	0	0	0	0	0	0
JAMES MADISON UNIVERSITY	1,163	0	0	0	1,163	0	0	0	0	0	0	0
JERSEY CITY STATE COLLEGE	3,073	0	0	0	3,073	0	0	0	0	0	0	0
JEWISH THEOL SEM OF AMER	20	0	0	0	20	0	0	0	0	0	0	0
JOHN CARROLL UNIVERSITY	779	0	0	188	559	0	0	32	0	0	0	0
JOHN F KENNEDY UNIVERSITY	50	0	0	0	50	0	0	0	0	0	0	0
KEAN COL OF NEW JERSEY	2,218	0	0	0	2,218	0	0	0	0	0	0	0
KEARNEY STATE COLLEGE	1,696	0	0	0	1,696	0	0	0	0	0	0	0
KUTZTOWN STATE COLLEGE	1,300	0	0	0	1,300	0	0	0	0	0	0	0
LAMAR UNIVERSITY	2,339	0	0	0	2,290	0	0	0	0	0	49	0
LEWIS & CLARK COLLEGE	844	0	0	0	843	0	0	0	0	0	0	0
LEWIS UNIVERSITY	836	0	0	0	836	0	0	0	0	0	0	0
LINCOLN UNIVERSITY (MO)	4,235	2,249	0	0	1,758	0	0	228	0	0	0	0
LONG ISLAND UNIVERSITY	7,861	0	0	0	7,699	0	0	162	0	0	0	0
LOUISIANA TECH UNIVERSITY	2,499	127	0	0	2,358	0	0	14	0	0	0	0
LOYOLA COLLEGE	487	0	0	0	487	0	0	0	0	0	0	0
LOYOLA MARYMOUNT UNIV	2,180	0	0	0	2,180	0	0	0	0	0	0	0
LOYOLA UNIV - NEM ORLEANS	1,353	0	0	0	1,229	0	0	124	0	0	0	0
LYNCHBURG COLLEGE	466	0	0	0	466	0	0	0	0	0	0	0
MANHATTAN COLLEGE	1,676	0	65	0	1,008	0	537	66	0	0	0	0

SEE FOOTNOTES AT END OF TABLE



TABLE B-38. -- FEDERAL OBLIGATIONS TO UNIVERSITIES AND COLLEGES
BY CATEGORY OF INSTITUTION AND AGENCY: FY 1982

(DOLLARS IN THOUSANDS)

-CONTINUED

INSTITUTIONAL CATEGORY AND INSTITUTION 1/ CATEGORY B., CONTINUED	TOTAL	USDA	COM	DOD	ED	DOE	EPA	HHS	INT	NASA	NSF	OTHER*
MANHATTANVILLE COLLEGE	551	0	0	0	551	0	0	0	0	0	0	0
MANKATO STATE UNIVERSITY	3,333	0	0	0	3,331	0	0	0	0	0	0	2
MANSFIELD STATE COLLEGE	1,077	0	0	0	1,015	0	0	62	0	0	0	0
MARSHALL UNIVERSITY	3,303	4	0	44	2,338	0	0	917	0	0	0	0
MARYGROVE COLLEGE	1,356	0	0	0	1,356	0	0	0	0	0	0	0
MARYHOOD COLLEGE	1,005	0	0	0	954	0	0	51	0	0	0	0
MCNEESE STATE UNIVERSITY	3,632	0	0	0	1,380	2,153	99	0	0	0	0	0
MICHIGAN TECH UNIVERSITY	5,242	167	0	1,953	1,764	118	299	34	193	174	540	0
MIDDLE TENNESSEE ST UNIV	2,630	0	0	0	2,576	32	0	22	0	0	0	0
MIDWESTERN STATE UNIV.	382	0	0	0	382	0	0	0	0	0	0	0
MILLENSVILLE STATE COL	1,499	0	0	0	1,499	0	0	0	0	0	0	0
MILLS COLLEGE	678	0	0	0	639	0	0	0	0	0	39	0
MISS UNIVERSITY FOR WOMEN	669	0	0	0	632	0	0	0	0	37	0	0
MISSISSIPPI COLLEGE	785	0	0	0	785	0	0	0	0	0	0	0
MONMOUTH COLLEGE (NJ)	933	0	0	0	933	0	0	0	0	0	0	0
MONTANA STATE UNIVERSITY	11,907	4,130	0	422	3,558	117	824	769	122	107	1,443	415
MONTCLAIR STATE COLLEGE	3,254	0	0	0	3,098	0	0	60	0	0	96	0
MONTEREY INST INTL STUDY	97	0	0	0	97	0	0	0	0	0	0	0
MOORHEAD STATE UNIVERSITY	2,353	0	0	0	2,353	0	0	0	0	0	0	0
MOREHEAD STATE UNIVERSITY	3,044	0	0	0	3,044	0	0	0	0	0	0	0
MORGAN STATE UNIVERSITY	4,843	0	0	0	4,384	0	0	128	63	187	0	81
MURRAY STATE UNIVERSITY	3,469	0	0	63	3,219	0	62	75	0	50	0	0
N MEX INST MINING & TECH	4,440	0	0	3,003	607	213	0	0	150	44	423	0
NC AG & TECH STATE UNIV	8,890	3,131	0	570	4,760	0	0	326	0	24	0	79
NEW MEXICO HIGHLANDS UNIV	2,914	0	0	0	2,444	0	0	470	0	0	0	0
NEW YORK INST TECHNOLOGY	3,496	0	0	100	3,006	0	0	294	0	0	0	96
NIAGARA UNIVERSITY	1,910	0	0	0	1,843	0	0	67	0	0	0	0
NICHOLLS STATE UNIVERSITY	1,028	0	0	0	1,028	0	0	0	0	0	0	0
NORFOLK STATE UNIVERSITY	10,026	0	0	0	9,522	0	0	482	0	22	0	0
NORTH CAROLINA CNTRL UNIV	5,780	0	0	73	5,057	0	110	522	0	18	0	0
NORTH DAKOTA STATE UNIV	8,920	5,200	155	162	2,856	0	0	221	130	0	196	0
NORTH GEORGIA COLLEGE	480	0	0	0	480	0	0	0	0	0	0	0
NORTHEAST LOUISIANA UNIV	3,239	0	0	0	3,223	0	0	0	0	16	0	0
NORTHEAST MISSOURI ST U	1,768	0	0	0	1,768	0	0	0	0	0	0	0
NORTHEASTERN ILL UNIV	2,524	0	0	127	2,397	0	0	0	0	0	0	0
NORTHEASTERN OKLA ST UNIV	2,173	0	0	0	2,125	43	0	5	0	10	0	5
NORTHERN ARIZONA UNIV	4,662	187	0	0	4,271	11	0	0	1	10	177	5
NORTHERN MICHIGAN UNIV	4,559	0	0	0	4,543	0	0	0	16	0	0	0
NORTHWEST MISSOURI ST U	1,187	0	0	0	1,187	0	0	0	0	0	0	0
NORTHWESTERN ST UNIV LA	1,803	0	0	0	1,346	0	0	457	0	0	0	0
OAKLAND UNIVERSITY	3,868	0	0	307	1,804	25	0	1,682	0	0	50	0
OKLAHOMA CITY UNIVERSITY	559	0	0	0	557	0	0	0	0	0	2	0
OLD DOMINION UNIVERSITY	9,795	0	0	666	5,998	0	227	106	31	1,630	137	0
ORAL ROBERTS UNIVERSITY	1,975	0	0	0	1,221	40	0	714	0	0	0	0
OUACHITA BAPTIST UNIV	1,339	0	0	0	1,201	0	0	0	0	0	0	0
OUR LADY OF THE LAKE UNIV	1,510	0	0	0	1,388	0	0	122	0	0	0	0
PACE UNIVERSITY	4,067	0	0	0	3,983	0	0	84	0	0	0	0
PACIFIC LUTHERAN UNIV	1,539	0	0	0	1,419	0	0	95	0	0	25	0
PACIFIC OAKS COLLEGE	84	0	0	0	84	0	0	0	0	0	0	0
PAN AMERICAN UNIVERSITY	5,415	0	0	0	5,120	0	0	274	0	8	13	0
PEPPERDINE UNIVERSITY	974	0	0	0	974	0	0	0	0	0	0	0
PHILLIPS UNIVERSITY	303	0	0	0	303	0	0	0	0	0	0	0
PITTSBURG STATE UNIV	1,489	0	0	0	1,489	0	0	0	0	0	0	0
PORTLAND STATE UNIVERSITY	5,083	1	0	139	4,429	0	134	282	0	0	48	50
PRAIRIE VIEW A & M UNIV	8,745	2,954	0	0	5,558	0	0	190	0	43	0	0
PRATT INSTITUTE	2,418	0	0	0	2,418	0	0	0	0	0	0	0
PROVIDENCE COLLEGE	1,808	0	0	0	1,807	0	0	0	0	0	0	1
RADFORD UNIVERSITY	1,335	0	0	0	1,309	26	0	0	0	0	0	0
RHODE ISLAND COLLEGE	3,551	0	0	0	3,457	0	0	94	0	0	0	0
RIVIER COLLEGE	226	0	0	0	226	0	0	0	0	0	0	0
ROCHESTER INST TECHNOLOGY	3,672	0	25	209	3,411	0	0	0	2	25	0	0
ROLLINS COLLEGE	476	0	0	0	476	0	0	0	0	0	0	0
ROOSEVELT UNIVERSITY	1,789	0	0	0	1,789	0	0	0	0	0	0	0
ROSARY COLLEGE	325	0	0	0	325	0	0	0	0	0	0	0
RUSSELL SAGE COLLEGE	1,436	0	0	0	1,310	0	1	125	0	0	0	0
S ILLINOIS U EDWARDSVILLE	334	0	0	66	134	0	0	134	0	0	0	0
SAGINAW VALLEY STATE COL	1,176	0	0	0	1,089	0	0	0	0	0	87	0
SALEM STATE COLLEGE	2,056	0	0	0	1,927	0	0	129	0	0	0	0
SALISBURY STATE COLLEGE	803	0	0	0	803	0	0	0	0	0	0	0
SAM HOUSTON STATE UNIV	1,046	0	0	0	1,035	0	0	0	0	0	11	0
SAHFORD UNIVERSITY	749	0	0	0	596	0	0	153	0	0	0	0
SAN DIEGO STATE UNIV	9,299	44	0	1,851	4,554	850	0	755	0	250	995	0
SAN FRANCISCO STATE UNIV	6,568	0	83	0	5,777	40	0	209	27	337	93	2
SAN JOSE STATE UNIVERSITY	6,599	6	0	409	3,613	0	0	627	0	1,258	686	0
SANGAMON STATE UNIVERSITY	384	0	0	0	384	0	0	0	0	0	0	0
SARAH LAWRENCE COLLEGE	243	0	0	0	243	0	0	0	0	0	0	0
SEATTLE UNIVERSITY	1,566	0	0	0	1,566	0	0	0	0	0	0	0
SETON HALL UNIVERSITY	3,276	0	0	0	2,677	0	144	351	0	0	104	0
SHIPPENSBURG STATE COL	1,089	0	0	0	1,089	0	0	0	0	0	0	0
SIMMONS COLLEGE	2,163	0	0	0	1,853	0	0	310	0	0	0	0
SLIPPERY ROCK STATE COL	1,963	0	0	0	1,963	0	0	0	0	0	0	0
SMITH COLLEGE	1,384	0	0	0	1,011	0	0	373	0	0	0	0
SONOMA STATE UNIVERSITY	1,505	0	0	0	1,243	0	0	225	37	0	0	0
SOUTH DAKOTA STATE UNIV	9,031	5,345	50	27	2,774	24	0	151	110	50	0	500
SOUTHEAST MISSOURI ST U	2,038	0	0	0	2,002	0	36	0	0	0	0	0
SOUTHEASTERN LA UNIV	1,934	0	0	10	1,854	0	0	0	70	0	0	0
SOUTHEASTERN MASS UNIV	2,660	0	0	50	2,297	0	0	188	0	16	109	0
SOUTHEASTERN OKLA ST UNIV	2,132	0	0	48	1,670	0	0	167	0	247	0	0
SOUTHERN CONN STATE UNIV	1,989	0	0	0	1,989	0	0	0	0	0	0	0

SEE FOOTNOTES AT END OF TABLE

TABLE B-38. -- FEDERAL OBLIGATIONS TO UNIVERSITIES AND COLLEGES
BY CATEGORY OF INSTITUTION AND AGENCY: FY 1982

-CONTINUED

(DOLLARS IN THOUSANDS)

INSTITUTIONAL CATEGORY AND INSTITUTION 1/ CATEGORY B., CONTINUED	TOTAL	USDA	COM	DOD	ED	DOE	EPA	HHS	INT	NASA	NSF	OTHER*
SOUTHERN OREGON ST COL	2,001	0	0	0	2,001	0	0	0	0	0	0	0
SOUTHERN U & A&M COLLEGE	11,367	1,543	0	94	9,194	0	0	536	0	0	0	0
SOUTHWEST MISSOURI ST U	2,681	0	0	30	2,579	0	0	0	50	0	22	0
SOUTHWEST TEXAS ST UNIV	1,891	3	0	0	1,877	0	0	0	11	0	0	0
SOUTHWESTERN OKLA ST UNIV	620	0	0	0	620	0	0	0	0	0	0	0
SPALDING COLLEGE	423	0	0	0	423	0	0	0	0	0	0	0
SPRINGFIELD COLLEGE	731	0	0	0	731	0	0	0	0	0	0	0
ST BONAVENTURE UNIVERSITY	578	0	0	0	578	0	0	0	0	0	0	0
ST CLOUD STATE UNIVERSITY	3,070	0	0	0	3,070	0	0	0	0	0	0	0
ST FRANCIS COLLEGE	280	0	0	0	280	0	0	0	0	0	0	0
ST JOSEPH COLLEGE	319	0	0	0	244	0	0	75	0	0	0	0
ST JOSEPH'S UNIVERSITY	1,416	0	0	97	1,222	0	0	0	0	0	97	0
ST MARY'S COL CALIFORNIA	336	0	0	0	336	0	0	0	0	0	0	0
ST MARY'S COLLEGE	697	0	0	0	697	0	0	0	0	0	0	0
ST MARY'S UNIV S ANTONIO	1,853	0	0	0	1,812	0	0	41	0	0	0	0
ST MICHAEL'S COLLEGE	677	0	0	0	650	27	0	0	0	0	0	0
ST U SYS OF MINN-SYS OFF	626	0	0	0	511	0	0	115	0	0	0	0
STEPHEN F AUSTIN ST UNIV	1,823	194	0	0	1,592	0	0	0	0	0	37	0
STETSON UNIVERSITY	946	0	0	0	946	0	0	0	0	0	0	0
SUFFOLK UNIVERSITY	2,117	0	0	0	2,117	0	0	0	0	0	0	0
SUL ROSS STATE UNIVERSITY	715	0	0	0	652	0	0	0	0	0	63	0
SUNY COL OF ENV SCI & FOR	654	0	0	0	1	0	0	437	0	0	216	0
SUNY COLLEGE BROCKPORT	1,057	0	0	0	1,026	0	0	0	0	0	31	0
SUNY COLLEGE BUFFALO	1,018	0	0	0	839	0	0	129	0	0	50	0
SUNY COLLEGE CORTLAND	449	0	0	0	432	0	0	17	0	0	0	0
SUNY COLLEGE FREDONIA	273	0	0	0	273	0	0	0	0	0	0	0
SUNY COLLEGE GENESEO	502	0	0	0	502	0	0	0	0	0	0	0
SUNY COLLEGE NEW PALTZ	628	0	0	0	596	0	0	0	0	0	32	0
SUNY COLLEGE ONEONTA	603	0	0	0	548	0	0	0	0	55	0	0
SUNY COLLEGE OSMEGO	337	0	0	0	304	0	0	27	6	0	0	0
SUNY COLLEGE PLATTSBURGH	817	0	0	0	627	0	50	134	0	0	6	0
SUNY COLLEGE POTSDAM	247	0	0	0	247	0	0	0	0	0	0	0
SUNY COLLEGE UTICA ROME	144	0	0	0	144	0	0	0	0	0	0	0
TARLETON STATE UNIVERSITY	2,148	0	0	0	2,148	0	0	0	0	0	0	0
TENN TECHNOLOGICAL UNIV	2,493	1	0	90	2,150	165	0	87	0	0	0	0
TENNESSEE STATE UNIV	9,516	2,391	0	99	5,966	30	22	930	24	54	0	0
TENNESSEE TEMPLE UNIV	1,474	0	0	0	1,474	0	0	0	0	0	0	0
TEXAS A & I UNIVERSITY	2,509	0	0	0	2,171	0	0	160	22	3	0	153
TEXAS CHRISTIAN UNIV	3,196	0	0	802	1,633	0	0	673	0	0	88	0
TEXAS SOUTHERN UNIV	9,138	0	66	18	7,996	42	12	831	0	0	0	173
THE LINDENWOOD COLLEGES	273	0	0	0	273	0	0	0	0	0	0	0
TOHSON STATE UNIVERSITY	1,903	0	0	0	1,888	0	0	0	0	10	0	5
TRENTON STATE COLLEGE	2,128	0	0	0	2,002	0	0	121	0	0	0	5
TRINITY COLLEGE	878	0	0	0	773	0	0	64	0	0	41	0
TRINITY UNIVERSITY	1,349	0	0	99	1,152	0	0	98	0	0	0	0
TROY ST U-DOOTHAN-FT RUCKE	1	0	0	0	1	0	0	0	0	0	0	0
TROY ST U-MONTGOMERY	1	0	0	0	1	0	0	0	0	0	0	0
TROY ST UNIV MAIN CAMPUS	2,367	0	0	0	2,367	0	0	0	0	0	0	0
TUSKEGEE INSTITUTE	8,700	1,943	125	64	5,086	0	27	1,132	0	177	146	0
U OF MD BALTIMORE COUNTY	3,413	24	0	0	1,928	0	0	916	0	0	545	0
U OF NEV-SYS ADM SYS OFF	789	129	47	0	613	0	0	0	0	0	0	0
U TENNESSEE CHATTANOOGA	1,859	0	0	0	1,803	0	0	56	0	0	0	0
U-TEX SAN ANTONIO	3,820	0	100	1,076	2,151	15	9	404	0	0	65	0
UNION COLLEGE (NY)	693	0	0	0	545	0	85	0	0	0	63	0
UNIV ALABAMA BIRMINGHAM	39,665	131	0	308	6,111	0	118	32,390	0	83	424	100
UNIV ALABAMA HUNTSVILLE	2,881	0	0	646	665	25	0	156	0	1,259	130	0
UNIV HOUSTON CLR LAKE CITY	392	0	0	0	301	0	0	73	0	18	0	0
UNIV OF ARK LITTLE ROCK	8,256	5,692	50	0	1,961	0	320	169	0	30	34	0
UNIV OF CENTRAL ARKANSAS	2,376	0	0	0	2,376	0	0	0	0	0	0	0
UNIV OF CENTRAL FLORIDA	4,687	0	25	1,654	2,424	20	269	108	0	93	94	0
UNIV OF MAINE ORONO	14,001	4,279	0	0	6,950	218	47	443	111	60	1,851	42
UNIV OF MAINE SYSTEM OFF	185	0	162	0	23	0	0	0	0	0	0	0
UNIV OF MISSOURI ST LOUIS	2,009	0	0	0	1,676	68	0	173	0	23	69	0
UNIV OF N C AT CHARLOTTE	2,251	0	0	41	1,936	0	0	186	0	0	88	0
UNIV OF NEBRASKA AT OMAHA	2,627	0	0	198	2,334	0	0	95	0	0	0	0
UNIV OF NEVADA - RENO	7,728	2,153	0	538	0	1,512	124	1,376	1,195	272	555	3
UNIV OF NEVADA LAS VEGAS	3,175	22	0	0	1,946	0	1,123	0	24	0	460	0
UNIV OF NORTH ALABAMA	1,321	0	0	0	1,321	0	0	0	0	0	0	0
UNIV OF NORTHERN IOWA	3,255	0	0	0	3,173	0	0	0	0	0	82	0
UNIV OF P R-MAYAGUEZ	8,071	6,516	0	97	256	726	0	154	110	131	0	81
UNIV OF P R-RIO PIEDRAS	5,163	3,474	0	37	150	0	0	1,067	0	0	435	0
UNIV OF P R, SYSTEM OFF	193	0	0	0	143	0	0	0	0	0	0	(50
UNIV OF SAN FRANCISCO	1,736	0	0	49	1,306	0	0	8	0	313	60	0
UNIV OF SOUTH ALABAMA	10,962	0	0	0	6,976	0	150	3,737	0	0	99	0
UNIV OF SOUTHWESTERN LA	3,975	0	0	27	3,789	0	0	31	0	50	78	0
UNIV OF TEX AT ARLINGTON	4,605	0	0	154	3,838	9	0	518	0	0	86	0
UNIV OF TEX AT TYLER	145	0	0	0	145	0	0	0	0	0	0	0
UNIV OF TEX PERMIAN BASIN	381	0	0	0	381	0	0	0	0	0	0	0
UNIV OF TEXAS AT DALLAS	5,742	0	0	1,123	729	0	90	1,357	0	1,426	1,017	0
UNIV OF TEXAS AT EL PASO	4,271	0	0	50	3,781	14	0	364	0	12	50	0
UNIV OF WEST FLORIDA	2,505	0	0	465	945	0	990	105	0	0	0	0
UNIV OF WIS-EAU CLAIRE	4,239	0	0	0	3,925	0	0	314	0	0	0	0
UNIV OF WIS-GREEN BAY	1,245	0	0	0	1,198	0	0	46	1	0	0	0
UNIV OF WIS-LA CROSSE	3,098	0	0	0	2,981	0	0	0	117	0	0	0
UNIV OF WIS-OSHKOSH	3,087	0	0	0	2,998	0	0	111	0	0	23	0
UNIV OF WIS-PLATTEVILLE	2,116	0	0	45	2,071	0	0	0	0	0	0	0
UNIV OF WIS-RIVER FALLS	1,727	0	0	0	1,727	0	0	0	0	0	0	0
UNIV OF WIS-STEVENS POINT	4,091	5	0	0	3,959	0	50	0	17	0	60	0
UNIV OF WIS-STOUT	3,294	0	0	0	3,294	0	0	0	0	0	0	0

SEE FOOTNOTES AT END OF TABLE

TABLE B-38. -- FEDERAL OBLIGATIONS TO UNIVERSITIES AND COLLEGES
BY CATEGORY OF INSTITUTION AND AGENCY: FY 1982

--CONTINUED--

(DOLLARS IN THOUSANDS)

INSTITUTIONAL CATEGORY AND INSTITUTION 1/ CATEGORY B., CONTINUED	TOTAL	USDA	COM	DOD	ED	DOE	EPA	HHS	INT	NASA	NSF	OTHER*
UNIV OF WIS-SUPERIOR	2,006	0	0	0	1,034	20	904	0	0	0	48	0
UNIV OF WIS-WHITEWATER	2,388	0	0	0	2,388	0	0	0	0	0	0	0
UNIV TENNESSEE AT MARTIN	2,148	0	0	0	2,148	0	0	0	0	0	0	0
UNIVERSITY OF BALTIMORE	585	0	0	0	585	0	0	0	0	0	0	0
UNIVERSITY OF BRIDGEPORT	1,398	0	0	0	1,345	0	0	0	0	0	53	0
UNIVERSITY OF D C	6,500	1,486	0	328	4,042	0	6	388	110	112	1	77
UNIVERSITY OF DALLAS	432	0	0	0	432	0	0	0	0	0	0	0
UNIVERSITY OF DAYTON	20,953	0	0	16,961	2,740	75	326	52	0	505	217	77
UNIVERSITY OF DETROIT	3,185	0	0	290	2,714	0	0	126	0	0	55	0
UNIVERSITY OF EVANSVILLE	1,085	0	0	0	1,085	0	0	0	0	0	0	0
UNIVERSITY OF GUAM	2,397	1,436	0	0	851	0	0	0	110	0	0	0
UNIVERSITY OF HARTFORD	4,828	0	0	0	4,797	29	0	0	0	0	0	2
UNIVERSITY OF LA VERNE	708	0	0	0	708	0	0	0	0	0	0	0
UNIVERSITY OF LOVELL	4,060	0	0	1,229	2,093	121	0	396	0	0	221	0
UNIVERSITY OF MONTEVALLO	1,230	0	0	0	1,230	0	0	0	0	0	0	0
UNIVERSITY OF NEW HAVEN	964	0	0	0	962	0	0	0	0	0	0	2
UNIVERSITY OF NEW ORLEANS	3,986	0	0	502	2,956	47	498	155	0	0	128	0
UNIVERSITY OF NORTH FLA	592	0	0	0	555	0	0	37	0	0	0	0
UNIVERSITY OF PORTLAND	634	0	0	0	634	0	0	0	0	0	0	0
UNIVERSITY OF PUGET SOUND	1,755	0	0	0	1,721	0	0	0	0	0	34	0
UNIVERSITY OF RICHMOND	355	0	0	0	300	0	0	55	0	0	0	0
UNIVERSITY OF SAN DIEGO	1,639	0	0	0	1,461	0	0	178	0	0	0	0
UNIVERSITY OF SANTA CLARA	1,763	0	0	0	750	0	0	69	0	888	56	0
UNIVERSITY OF SCRANTON	1,400	0	0	0	1,328	0	0	72	0	0	0	0
UNIVERSITY OF ST THOMAS	412	0	0	0	412	0	0	0	0	0	0	0
UNIVERSITY OF STRN MAINE	4,820	0	75	0	4,666	0	0	79	0	0	0	0
UNIVERSITY OF THE PACIFIC	2,904	0	0	0	2,221	0	110	424	0	101	48	0
UNIVERSITY OF TULSA	1,895	0	0	231	1,096	166	117	0	1	0	284	0
VALDOSTA STATE COLLEGE	1,430	0	0	0	1,422	0	0	8	0	0	0	0
VALPARAISO UNIVERSITY	1,254	0	0	0	1,254	0	0	0	0	0	0	0
VILLANOVA UNIVERSITY	2,009	4	0	10	1,685	0	0	237	0	18	55	0
VIRGINIA STATE UNIVERSITY	5,903	2,022	0	0	3,544	0	0	337	0	0	0	0
WAGNER COLLEGE	789	0	0	0	777	0	0	12	0	0	0	0
WAKE FOREST UNIVERSITY	12,060	0	0	98	561	0	60	11,058	0	141	142	0
WAYNE STATE COLLEGE	761	0	0	0	761	0	0	0	0	0	0	0
WEBSTER COLLEGE	888	0	0	0	885	0	3	0	0	0	0	0
MESLEAY UNIVERSITY	3,741	0	0	0	2,084	62	0	1,232	0	15	348	0
WEST CHESTER STATE COL	2,033	0	0	65	1,968	0	0	0	0	0	0	0
WEST COAST UNIVERSITY	147	0	0	0	147	0	0	0	0	0	0	0
WEST GEORGIA COLLEGE	1,450	0	0	0	1,449	0	0	0	0	0	1	0
WEST TEXAS STATE UNIV	1,558	32	0	0	1,522	0	0	4	0	0	0	0
WESTERN CAROLINA UNIV	2,622	9	50	0	2,405	0	1	130	0	0	27	0
WESTERN CONN STATE UNIV	510	0	0	0	510	0	0	0	0	0	0	0
WESTERN ILLINOIS UNIV	2,957	0	0	0	2,884	0	45	0	0	0	28	0
WESTERN KENTUCKY UNIV	4,034	0	0	110	3,827	69	9	0	0	18	1	0
WESTERN MARYLAND COLLEGE	345	0	0	0	343	0	0	0	0	0	0	0
WESTERN NEW ENGLAND COL	987	0	0	0	987	0	0	0	0	0	0	2
WESTERN NEW MEXICO UNIV	642	0	0	0	642	0	0	0	0	0	0	0
WESTERN ST COL COLORADO	700	0	0	0	700	0	0	0	0	0	0	0
WESTERN WASHINGTON UNIV	2,552	19	0	0	2,342	0	0	26	0	6	159	0
WESTFIELD STATE COLLEGE	1,419	0	0	0	1,403	0	0	0	0	0	16	0
WHEATON COLLEGE	593	0	0	0	593	0	0	0	0	0	0	0
WHITTIER COLLEGE	432	0	0	0	432	0	0	0	0	0	0	0
WHITWORTH COLLEGE	966	0	0	0	966	0	0	0	0	0	0	0
WICHITA STATE UNIVERSITY	2,962	3	0	40	2,547	0	0	36	0	232	104	0
WILKES COLLEGE	1,997	0	0	102	1,826	0	0	69	0	0	0	0
WILLIAM PATERSON COLLEGE	1,912	0	0	0	1,906	0	0	0	0	0	6	0
WINONA STATE UNIVERSITY	1,169	0	0	0	1,169	0	0	0	0	0	0	0
WINTHROP COLLEGE	1,216	0	0	0	1,216	0	0	0	0	0	0	0
WORCESTER STATE COLLEGE	1,310	0	0	0	1,310	0	0	0	0	0	0	0
WRIGHT STATE UNIVERSITY	6,250	0	0	1,142	2,882	138	125	1,590	0	233	140	0
XAVIER UNIVERSITY	990	0	0	0	919	0	0	79	0	0	0	0
YOUNGSTOWN ST UNIVERSITY	2,497	0	0	0	2,437	0	0	28	0	0	32	0
CATEGORY C.												
GENERAL												
BACCALAUREATE, TOTAL	634,602	17,425	1,915	4,271	572,787	1,260	2,666	19,086	531	2,234	9,215	3,212
ADRIAN COLLEGE	540	0	0	0	540	0	0	0	0	0	0	0
AGNES SCOTT COLLEGE	165	0	0	0	143	0	0	0	0	0	22	0
ALBANY STATE COLLEGE	3,399	0	0	0	2,463	0	0	186	0	0	0	750
ALBERTUS MAGNUS COLLEGE	212	0	0	0	212	0	0	0	0	0	0	0
ALBION COLLEGE	489	0	0	0	489	0	0	0	0	0	0	0
ALBRIGHT COLLEGE	463	0	0	0	463	0	0	0	0	0	0	0
ALCORN STATE UNIVERSITY	6,510	2,005	0	0	4,271	0	0	0	0	0	0	0
ALDERSON BROADDUS COLLEGE	949	0	0	0	852	0	0	0	0	0	0	0
ALFRED UNIVERSITY	942	0	0	0	888	0	0	0	0	0	54	0
ALLEGHENY COLLEGE	774	0	0	0	774	0	0	0	0	0	0	0
ALLEN UNIVERSITY	611	0	0	0	611	0	0	0	0	0	0	0
ALLENTOWN C ST FR DESALES	324	0	0	0	298	0	0	26	0	0	0	0
ALLIANCE COLLEGE	123	0	0	0	123	0	0	0	0	0	0	0
ALMA COLLEGE	410	0	0	0	410	0	0	0	0	0	0	0
ALVERNIA COLLEGE	114	0	0	0	114	0	0	0	0	0	0	0
AMHERST COLLEGE	1,491	0	0	0	753	47	0	405	0	27	163	0
ANDERSON COLLEGE	1,200	0	0	0	1,200	0	0	0	0	0	0	0
ANTILLIAN COLLEGE	1,192	0	0	0	1,192	0	0	0	0	0	0	0
AQUINAS COLLEGE	751	0	0	0	751	0	0	0	0	0	0	0
ARKANSAS BAPTIST COLLEGE	165	0	0	0	165	0	0	0	0	0	0	0
ARKANSAS COLLEGE	446	0	0	0	446	0	0	0	0	0	0	0

SEE FOOTNOTES AT END OF TABLE



TABLE B-38. -- FEDERAL OBLIGATIONS TO UNIVERSITIES AND COLLEGES
BY CATEGORY OF INSTITUTION AND AGENCY: FY 1982

(DOLLARS IN THOUSANDS)

--CONTINUED

INSTITUTIONAL CATEGORY AND INSTITUTION 1/ CATEGORY C., CONTINUED	TOTAL	USDA	COM	DOD	ED	DOE	EPA	HHS	INT	NASA	NSF	OTHER*
ARKANSAS TECH UNIVERSITY	1,709	0	0	0	1,709	0	0	0	0	0	0	0
ASBURY COLLEGE	537	0	0	0	537	0	0	0	0	0	0	0
ATHENS STATE COLLEGE	195	0	0	0	165	0	0	0	0	30	0	0
ATLANTIC CHRISTIAN COL	1,087	0	0	0	1,087	0	0	0	0	0	0	0
ATLANTIC UNION COLLEGE	808	0	0	0	808	0	0	0	0	0	0	0
AUGSBURG COLLEGE	1,084	0	0	0	1,084	0	0	0	0	0	0	0
AUGUSTANA COLLEGE	782	0	0	0	782	0	0	0	0	0	0	0
AUGUSTANA COLLEGE	1,462	0	0	0	1,354	0	0	87	0	0	21	0
AURORA COLLEGE	389	0	0	0	389	0	0	0	0	0	0	0
AUSTIN COLLEGE	633	0	0	0	633	0	0	0	0	0	0	0
AVERETT COLLEGE	661	0	0	0	661	0	0	0	0	0	0	0
AVILA COLLEGE	701	0	0	0	618	0	0	83	0	0	0	0
BAKER UNIVERSITY	542	0	0	0	542	0	0	0	0	0	0	0
BALDWIN-WALLACE COLLEGE	1,519	0	0	0	1,519	0	0	0	0	0	0	0
BAPTIST BIBLE COL DENVER	31	0	0	0	31	0	0	0	0	0	0	0
BAPTIST COL AT CHARLESTON	4,454	0	0	0	4,449	0	0	0	0	0	0	0
BARAT COLLEGE	244	0	0	0	244	0	0	0	0	0	0	0
BARD COLLEGE	492	0	0	0	492	0	0	0	0	0	0	0
BARNARD COLLEGE	1,196	0	0	0	921	0	0	269	0	0	0	0
BARRINGTON COLLEGE	429	0	0	0	429	0	0	0	0	0	0	0
BARTLESVILLE WESLEYAN COL	426	0	0	0	426	0	0	0	0	0	0	0
BATES COLLEGE	390	0	0	0	320	0	0	0	0	0	70	0
BAYAMON CENTRAL UNIV	2,178	0	0	0	2,178	0	0	0	0	0	0	0
BAYAMON TECH UNIVERSITY	150	0	0	0	0	0	0	0	0	0	0	15
BEACON COLLEGE	51	0	0	0	51	0	0	0	0	0	0	0
BELHAVEN COLLEGE	293	0	0	0	293	0	0	0	0	0	0	0
BELLEVUE COLLEGE	457	0	0	0	457	0	0	0	0	0	0	0
BELMONT ABBEY COLLEGE	311	0	0	0	311	0	0	0	0	0	0	0
BELMONT COLLEGE	434	0	0	0	434	0	0	0	0	0	0	0
BELOIT COLLEGE	555	0	0	0	504	0	0	0	0	0	51	0
BENEDICT COLLEGE	3,252	0	0	0	2,743	0	0	509	0	0	0	0
BENEDICTINE COLLEGE	589	0	0	0	589	0	0	0	0	0	0	0
BENNETT COLLEGE (NC)	755	0	0	0	755	0	0	0	0	0	0	0
BENNINGTON COLLEGE	327	0	0	0	327	0	0	0	0	0	0	0
BEREA COLLEGE	2,194	0	0	0	2,194	0	0	0	0	0	0	0
BERRY COLLEGE	603	0	0	0	603	0	0	0	0	0	0	0
BETHANY BIBLE COLLEGE	369	0	0	0	369	0	0	0	0	0	0	0
BETHANY COLLEGE	469	0	0	0	469	0	0	0	0	0	0	0
BETHANY COLLEGE (WV)	807	0	0	0	807	0	0	0	0	0	0	0
BETHANY NAZARENE COLLEGE	807	0	0	0	807	0	0	0	0	0	0	0
BETHEL COLLEGE	446	0	0	0	446	0	0	0	0	0	0	0
BETHEL COLLEGE	425	0	0	0	425	0	0	0	0	0	0	0
BETHEL COLLEGE (TENN)	351	0	0	0	351	0	0	0	0	0	0	0
BETHEL COLLEGE & SEMINARY	1,082	0	0	0	1,082	0	0	0	0	0	0	0
BETHUNE COOKMAN COLLEGE	4,116	0	0	0	3,810	0	0	306	0	0	0	0
BIRMINGHAM SOUTHERN COL	601	0	0	0	591	0	0	10	0	0	0	0
BISCAYNE COLLEGE	1,809	0	0	0	1,809	0	0	0	0	0	0	0
BISWOP COLLEGE	2,076	0	0	28	1,932	0	0	116	0	0	0	0
BLACK HILLS STATE COLLEGE	1,946	0	0	0	1,946	0	0	0	0	0	0	0
BLACKBURN COLLEGE	153	0	0	0	153	0	0	0	0	0	0	0
BLUE MOUNTAIN COLLEGE	212	0	0	0	212	0	0	0	0	0	0	0
BLUEFIELD COLLEGE	140	0	0	0	140	0	0	0	0	0	0	0
BLUEFIELD STATE COLLEGE	682	0	0	0	682	0	0	0	0	0	0	0
BLUFFTON COLLEGE	389	0	0	0	389	0	0	0	0	0	0	0
BONDON COLLEGE	859	0	0	0	638	0	0	221	0	0	0	0
BOWIE STATE COLLEGE	1,287	0	0	0	1,130	0	0	0	0	157	0	0
BRADFORD COLLEGE	100	0	0	0	100	0	0	0	0	0	0	0
BRENAU COLLEGE	296	0	0	0	246	0	0	42	0	0	0	0
BRESCIA COLLEGE	436	0	0	0	436	0	0	0	0	0	0	0
BRIAR CLIFF COLLEGE	955	0	0	0	955	0	0	0	0	0	0	0
BRIDGEMATER COLLEGE	429	0	0	0	429	0	0	0	0	0	0	0
BRYAN COLLEGE	421	0	0	0	421	0	0	0	0	0	0	0
BUENA VISTA COLLEGE	814	0	0	0	814	0	0	0	0	0	0	0
BURLINGTON COLLEGE	340	0	0	0	340	0	0	0	0	0	0	0
CABRINI COLLEGE	319	0	0	0	319	0	0	0	0	0	0	0
CADWELL COLLEGE	463	0	0	0	463	0	0	0	0	0	0	0
CALIFORNIA BAPTIST COL	384	0	0	0	384	0	0	0	0	0	0	0
CALUMET COLLEGE	390	0	0	0	390	0	0	0	0	0	0	0
CALVIN COLLEGE	1,466	0	0	0	1,439	0	0	0	0	0	27	0
CAMERON UNIVERSITY	784	0	0	0	784	0	0	0	0	0	0	0
CAMPBELLSVILLE COLLEGE	743	0	0	0	743	0	0	0	0	0	0	0
CAPITAL UNIVERSITY	903	0	0	0	897	0	0	6	0	0	0	0
CARDINAL NEWMAN COLLEGE	29	0	0	0	29	0	0	0	0	0	0	0
CARDINAL STRITCH COLLEGE	217	0	0	0	203	0	0	0	0	0	0	0
CARIBE UNIVERSITY	723	0	0	0	0	0	0	723	0	0	14	0
CARLETON COLLEGE	695	0	0	0	695	0	0	0	0	0	0	0
CARLOW COLLEGE	623	0	0	0	623	0	0	0	0	0	0	0
CARROLL COLLEGE	475	0	0	0	465	0	0	10	0	0	0	0
CARROLL COLLEGE (MI)	558	0	0	0	558	0	0	0	0	0	0	0
CARSON-NEWMAN COLLEGE	745	0	0	0	745	0	0	0	0	0	0	0
CARTHAGE COLLEGE	347	0	0	0	347	0	0	0	0	0	0	0
CASTLETON STATE COLLEGE	979	0	0	0	979	0	0	0	0	0	0	0
CATAWBA COLLEGE	330	0	0	0	330	0	0	0	0	0	0	0
CATHEDRAL COL IMMAC CONCP	50	0	0	0	50	0	0	0	0	0	0	0
CATHOLIC UNIV OF P R	16,324	0	0	0	15,795	0	0	529	0	0	0	0
CEDAR CREST COLLEGE	342	0	0	0	330	0	0	12	0	0	0	0
CEDARVILLE COLLEGE	387	0	0	0	387	0	0	0	0	0	0	0
CENTENARY COLLEGE OF L A	293	0	0	0	293	0	0	0	0	0	0	0
CENTRAL METHODIST COLLEGE	458	0	0	0	458	0	0	0	0	0	0	0

SEE FOOTNOTES AT END OF TABLE

TABLE B-38. -- FEDERAL OBLIGATIONS TO UNIVERSITIES AND COLLEGES
BY CATEGORY OF INSTITUTION AND AGENCY: FY 1982.

(DOLLARS IN THOUSANDS)

INSTITUTIONAL CATEGORY AND INSTITUTION 1/ CATEGORY C., CONTINUED	TOTAL	USDA	COM	DOD	ED	DOE	EPA	HHS	INT	NASA	NSF	OTHER*
CENTRAL STATE UNIVERSITY	3,271	61	0	108	2,969	0	0	133	0	0	0	0
CENTRAL UNIV OF IOWA	1,127	0	0	0	1,127	0	0	0	0	0	0	0
CENTRAL WESLEYAN COLLEGE	255	0	0	0	255	0	0	0	0	0	0	0
CENTRE COL OF KENTUCKY	267	0	0	0	267	0	0	0	0	0	0	0
CHADRON STATE COLLEGE	903	0	0	0	903	0	0	0	0	0	0	0
CHAMINADE U OF HONOLULU	851	0	0	0	851	0	0	0	0	0	0	0
CHATHAM COLLEGE	720	0	0	0	720	0	0	0	0	0	0	0
CHESTNUT HILL COLLEGE	218	0	0	0	218	0	0	0	0	0	0	0
CHRIST COLLEGE IRVINE	103	0	0	0	103	0	0	0	0	0	0	0
CHRISTIAN BROTHERS COL	731	0	0	0	717	0	0	0	0	0	14	0
CHRISTIAN HERITAGE COLL	148	0	0	0	148	0	0	0	0	0	0	0
CLAFIN COLLEGE	1,448	0	0	0	1,427	21	0	0	0	0	0	0
CLAREMONT MCKENNA COLLEGE	416	0	0	0	342	0	0	74	0	0	0	0
CLARK COLLEGE	2,860	0	0	25	2,650	0	0	185	0	0	0	0
CLARKE COLLEGE	209	0	0	0	209	0	0	0	0	0	0	0
COE COLLEGE	647	0	0	0	647	0	0	0	0	0	0	0
COKER COLLEGE	118	0	0	0	118	0	0	0	0	0	0	0
COL MT ST JOSEPH-ON-OHIO	276	0	0	0	276	0	0	0	0	0	0	0
COL OF MOUNT ST VINCENT	503	0	0	0	490	0	0	13	0	0	0	0
COL OF NOTRE DAME OF MD	286	0	0	0	227	0	0	59	0	0	0	0
COL OF OUR LADY OF ELMS	310	0	0	0	310	0	0	0	0	0	0	0
COL OF STEUBENVILLE	374	0	0	0	374	0	0	0	0	0	0	0
COL OF THE HOLY CROSS	1,324	0	0	48	1,230	0	0	0	0	0	46	0
COL OF THE VIRGIN ISLANDS	2,268	1,362	0	0	795	0	0	0	110	0	0	0
COLBY COLLEGE	467	0	0	0	467	0	0	0	0	0	0	0
COLBY-SANNEY COLLEGE	181	0	0	0	181	0	0	0	0	0	0	0
COLLEGE MISERICORDIA	657	0	0	0	634	0	0	23	0	0	0	0
COLLEGE OF GREAT FALLS	375	0	0	0	375	0	0	0	0	0	0	0
COLLEGE OF IDAHO	259	0	0	0	259	0	0	0	0	0	0	0
COLLEGE OF NEW ROCHELLE	4,001	0	0	0	4,001	0	0	0	0	0	0	0
COLLEGE OF SANTA FE	1,582	0	0	0	1,421	0	0	161	0	0	0	0
COLLEGE OF ST BENEDICT	1,098	0	0	0	1,098	0	0	0	0	0	0	0
COLLEGE OF ST CATHERINE	607	0	0	0	607	0	0	0	0	0	0	0
COLLEGE OF ST ELIZABETH	182	0	0	0	182	0	0	0	0	0	0	0
COLLEGE OF ST SCHOLASTICA	710	0	0	0	487	0	211	0	0	0	12	0
COLLEGE OF THE ATLANTIC	105	0	0	0	105	0	0	0	0	0	0	0
COLLEGE OF THE OZARKS	439	0	0	0	439	0	0	0	0	0	0	0
COLLEGE OF WOOSTER	699	0	0	0	611	0	0	22	0	0	66	0
COLORADO COLLEGE	426	0	0	0	352	0	0	0	0	0	74	0
COLORADO WOMEN'S COLLEGE	231	0	0	0	231	0	0	0	0	0	0	0
COLUMBIA CHRISTIAN COL	191	0	0	0	191	0	0	0	0	0	0	0
COLUMBIA COLLEGE	1,930	0	0	0	1,930	0	0	0	0	0	0	0
COLUMBIA COLLEGE	572	0	0	0	565	0	0	7	0	0	0	0
COLUMBIA COLLEGE (MO)	658	0	0	0	658	0	0	0	0	0	0	0
COLUMBIA UNION COLLEGE	273	0	0	0	273	0	0	0	0	0	0	0
CONCORD COLLEGE	1,054	0	0	0	1,054	0	0	0	0	0	0	0
CONCORDIA COL MOORHEAD	1,320	0	0	0	1,320	0	0	0	0	0	0	0
CONCORDIA COL ST PAUL	322	0	0	0	322	0	0	0	0	0	0	0
CONCORDIA COLLEGE	284	0	0	0	284	0	0	0	0	0	0	0
CONCORDIA COLLEGE (NY)	239	0	0	0	239	0	0	0	0	0	0	0
CONCORDIA COLLEGE (ORE)	144	0	0	0	144	0	0	0	0	0	0	0
CONCORDIA COLLEGE (WI)	325	0	0	0	325	0	0	0	0	0	0	0
CONVERSE COLLEGE	169	0	0	0	169	0	0	0	0	0	0	0
COOPER UNION	136	0	0	0	64	35	0	0	0	37	0	0
COPPIN STATE COLLEGE	2,595	0	100	0	2,411	0	0	0	0	14	0	7
CORNELL COLLEGE	764	0	0	0	736	0	0	28	0	0	0	0
COVENANT COLLEGE	483	0	0	0	483	0	0	0	0	0	0	0
COYNE-AMERICAN INSTITUTE	173	0	0	0	173	0	0	0	0	0	0	0
CULVER-STOCKTON COLLEGE	321	0	0	0	321	0	0	0	0	0	0	0
CUMBERLAND COLLEGE	1,678	0	0	0	1,678	0	0	0	0	0	0	0
CUNY MEGGAR EVERS COLLEGE	459	0	0	0	317	0	0	142	0	0	0	0
CUNY YORK COLLEGE	680	0	0	0	299	0	0	381	0	0	0	0
CURRY COLLEGE	320	0	0	0	320	0	0	0	0	0	0	0
DAEMEN COLLEGE	1,603	0	0	0	1,603	0	0	0	0	0	0	0
DAKOTA STATE COLLEGE	776	0	0	0	776	0	0	0	0	0	0	0
DAKOTA WESLEYAN UNIV	831	0	0	0	831	0	0	0	0	0	0	0
DALLAS BAPTIST COLLEGE	982	0	0	0	982	0	0	0	0	0	0	0
DANA COLLEGE	367	0	0	0	367	0	0	0	0	0	0	0
DAVID LIPSCOMB COLLEGE	484	0	0	0	484	0	0	0	0	0	0	0
DAVIDSON COLLEGE	321	0	0	0	284	0	0	0	0	0	37	0
DAVIS & ELKINS COLLEGE	605	0	0	0	605	0	0	0	0	0	0	0
DEFIANCE COLLEGE	432	0	0	0	432	0	0	0	0	0	0	0
DEL VALLEY COL SCI & AGR	416	0	0	0	416	0	0	0	0	0	0	0
DELMARE STATE COLLEGE	2,720	654	0	22	1,768	0	0	776	0	0	0	0
DENISON UNIVERSITY	444	0	0	40	370	34	0	0	0	0	0	0
DICKINSON COLLEGE	569	0	0	0	544	0	0	0	0	0	25	0
DICKINSON STATE COLLEGE	466	0	0	0	466	0	0	0	0	0	0	0
DILLARD UNIVERSITY	2,156	0	0	0	1,886	0	0	270	0	0	0	0
DIVINE WORD COLLEGE	139	0	0	0	139	0	0	0	0	0	0	0
DOANE COLLEGE	489	0	0	0	489	0	0	0	0	0	0	0
DOMINICAN COL OF BLAUVELT	173	0	0	0	173	0	0	0	0	0	0	0
DORDT COLLEGE	540	0	0	0	540	0	0	0	0	0	0	0
DOWLING COLLEGE	1,180	0	0	0	1,180	0	0	0	0	0	0	0
DRURY COLLEGE	856	0	0	0	841	0	0	15	0	0	0	0
EARLHAM COLLEGE	731	0	0	0	725	0	0	0	0	0	0	0
EAST CENTRAL OKLA ST UNIV	2,615	0	75	0	1,554	24	953	9	0	0	0	0
EAST TEXAS BAPTIST COL	386	0	0	0	386	0	0	0	0	0	0	0
EASTERN COLLEGE	622	0	0	0	622	0	0	0	0	0	0	0
EASTERN CONN STATE COL	909	0	0	0	909	0	0	0	0	0	0	0

SEE FOOTNOTES AT END OF TABLE

TABLE B-38. -- FEDERAL OBLIGATIONS TO UNIVERSITIES AND COLLEGES
BY CATEGORY OF INSTITUTION AND AGENCY: FY 1982

(DOLLARS IN THOUSANDS)

INSTITUTIONAL CATEGORY AND INSTITUTION 1/ CATEGORY C., CONTINUED	TOTAL	USDA	COM	DOD	ED	DOE	EPA	HHS	INT	NASA	NSF	OTHER*
EASTERN MONTANA COLLEGE	1,506	0	0	0	1,506	0	0	0	0	0	0	0
EASTERN NAZARENE COLLEGE	690	0	0	0	643	0	47	0	0	0	0	0
EASTERN OREGON ST COLLEGE	964	18	0	0	946	0	0	0	0	0	0	0
ECKERD COLLEGE	737	0	0	0	627	0	0	110	0	0	0	0
EDGEWOOD COLLEGE	354	0	0	0	204	0	0	150	0	0	0	0
EDWARD MATERS COLLEGE	3,531	0	0	0	3,481	0	0	0	0	0	0	0
ELIZABETH CITY STATE UNIV	3,875	0	0	0	3,832	0	0	43	0	0	0	50
ELIZABETHTOWN COLLEGE	335	0	0	0	335	0	0	0	0	0	0	0
ELMHURST COLLEGE	771	0	0	0	764	0	0	0	0	0	0	0
ELON COLLEGE	824	0	0	0	824	0	0	0	0	0	0	0
EMBRY-RIDDLE AERO UNIV	2,289	0	0	31	2,210	0	0	0	0	0	0	0
EMMANUEL COLLEGE	1,487	0	0	1,010	437	0	0	0	0	48	0	0
EMORY & HENRY COLLEGE	300	0	0	0	300	0	0	0	0	0	0	0
ERSKINE COLLEGE	306	0	0	0	306	0	0	0	0	0	0	0
ESTRN MENNONITE C & SEM	1,038	0	0	0	1,038	0	0	0	0	0	0	0
EUREKA COLLEGE	357	0	0	0	357	0	0	0	0	0	0	0
EVANGEL COLLEGE	1,096	0	0	0	1,096	0	0	0	0	0	0	0
EVERGREEN STATE COLLEGE	1,592	0	0	0	1,472	0	0	0	0	0	0	0
FAIRMONT STATE COLLEGE	1,155	0	0	0	1,155	0	0	0	0	10	110	0
FAYETTEVILLE STATE UNIV	3,182	0	0	0	2,764	0	0	360	0	0	58	0
FERRIS STATE COLLEGE	4,017	0	0	0	4,017	0	0	0	0	0	0	0
FINDLAY COLLEGE	519	0	0	0	519	0	0	0	0	0	0	0
FISK UNIVERSITY	1,666	0	0	23	1,382	0	0	222	0	39	0	0
FITCHBURG STATE COLLEGE	1,335	0	0	0	1,335	0	0	0	0	0	0	0
FLAGLER COLLEGE	370	0	0	0	370	0	0	0	0	0	0	0
FLAMING RAINBOW UNIV	464	0	0	0	464	0	0	0	0	0	0	0
FLORIDA MEMORIAL COLLEGE	1,576	0	0	0	1,576	0	0	0	0	0	0	0
FLORIDA SOUTHERN COLLEGE	505	0	0	0	505	0	0	0	0	0	0	0
FONTBONNE COLLEGE	405	0	0	0	405	0	0	0	0	0	0	0
FORT LEWIS COLLEGE	1,202	0	0	0	916	29	0	208	0	0	0	0
FORT VALLEY STATE COLLEGE	4,723	2,095	0	0	2,278	10	0	340	0	0	45	0
FRANCIS MARION COLLEGE	652	0	0	0	651	0	0	0	0	0	0	0
FRANKLIN & MARSHALL COL	839	0	0	0	599	0	0	121	0	0	0	0
FRANKLIN COL OF INDIANA	210	0	0	0	210	0	0	0	0	0	119	0
FRANKLIN PIERCE COLLEGE	534	0	0	0	534	0	0	0	0	0	0	0
FREED-HARDEMAN COLLEGE	1,176	0	0	0	1,176	0	0	0	0	0	0	0
FRESNO PACIFIC COLLEGE	409	0	0	0	409	0	0	0	0	0	0	0
FRIENDS UNIVERSITY	326	0	0	0	326	0	0	0	0	0	0	0
FRIENDS WORLD COLLEGE	125	0	0	0	125	0	0	0	0	0	0	0
FURMAN UNIVERSITY	1,057	0	0	0	913	0	0	0	0	0	0	0
GARDNER-WEBB COLLEGE	700	0	0	0	700	0	0	0	0	0	144	0
GENEVA COLLEGE	658	0	0	0	658	0	0	0	0	0	0	0
GEORGE FOX COLLEGE	571	0	0	0	571	0	0	0	0	0	0	0
GEORGETOWN COLLEGE	511	0	0	0	511	0	0	0	0	0	0	0
GEORGIAN COURT COLLEGE	559	0	0	0	559	0	0	0	0	0	0	0
GETTYSBURG COLLEGE	349	0	0	0	349	0	0	0	0	0	0	0
GLASSBORO STATE COLLEGE	2,868	0	0	0	2,868	0	0	0	0	0	0	0
GLENVILLE STATE COLLEGE	730	0	0	0	730	0	0	0	0	0	0	0
GORDON COLLEGE	528	0	0	0	479	0	0	0	0	0	0	0
GOSHEN COLLEGE	633	0	0	0	588	0	0	45	0	0	0	0
GOUCHER COLLEGE	416	0	0	0	416	0	0	0	0	0	0	0
GRACE COLLEGE	477	0	0	0	477	0	0	0	0	0	0	0
GRACELAND COLLEGE	1,015	0	0	0	1,015	0	0	0	0	0	0	0
GRAND CANYON COLLEGE	730	0	0	0	730	0	0	0	0	0	0	0
GRAND RAPIDS BAPT COL&SEM	378	0	0	0	378	0	0	0	0	0	0	0
GRAND VALLEY STATE COLS	3,762	0	0	0	3,762	0	0	0	0	0	0	0
GRAND VIEW COLLEGE	319	0	0	0	319	0	0	0	0	0	0	0
GREENSBORO COLLEGE	466	0	0	0	466	0	0	0	0	0	0	0
GREENVILLE COLLEGE	536	0	0	0	536	0	0	0	0	0	0	0
GRINNELL COLLEGE	295	0	0	0	295	0	0	0	0	0	0	0
GUILFORD COLLEGE	308	0	0	0	308	0	0	0	0	0	0	0
GULF COAST BIBLE COLLEGE	144	0	0	0	144	0	0	0	0	0	0	0
GUSTAVUS ADOLPHUS COLLEGE	925	0	0	0	924	0	0	0	0	0	0	0
GWYNEDD-MERCY COLLEGE	390	0	0	0	390	0	0	0	0	0	0	0
HAMILTON COLLEGE	570	0	0	0	535	0	0	0	0	0	0	0
HAMLIN UNIVERSITY	881	0	0	0	881	0	0	0	0	0	35	0
HAMPDEN-SYDNEY COLLEGE	124	0	0	0	124	0	0	0	0	0	0	0
HAMPSHIRE COLLEGE	651	0	0	0	547	0	0	0	0	0	0	0
HANOVER COLLEGE	179	0	0	0	179	0	0	0	0	0	104	0
HARDING UNIVERSITY	1,234	0	0	0	1,234	0	0	0	0	0	0	0
HARTWICK COLLEGE	546	0	0	0	546	0	0	0	0	0	0	0
HASTINGS COLLEGE	280	0	0	0	280	0	0	0	0	0	0	0
HAYERFORD COLLEGE	482	0	0	0	297	0	0	43	0	0	0	0
HAWAII LOA COLLEGE	198	0	0	0	198	0	0	0	0	0	142	0
HEALDS BUSINESS COL	200	0	0	0	200	0	0	0	0	0	0	0
HEIDELBERG COLLEGE	710	0	6	0	415	0	289	0	0	0	0	0
HENDRIX COLLEGE	353	0	0	0	353	0	0	0	0	0	0	0
HIGH POINT COLLEGE	291	0	0	0	291	0	0	0	0	0	0	0
HILLSDALE COLLEGE	41	0	0	0	41	0	0	0	0	0	0	0
HIRAM COLLEGE	819	0	0	0	819	0	0	0	0	0	0	0
HOBART-WM SMITH COLLEGES	529	0	0	0	529	0	0	0	0	0	0	0
HOLLINS COLLEGE	232	0	0	0	232	0	0	0	0	0	0	0
HOLY FAMILY COLLEGE	205	0	0	0	205	0	0	0	0	0	0	0
HOPE COLLEGE	1,049	0	0	0	809	0	0	211	0	0	0	0
HOUGHTON COLLEGE	673	0	0	0	673	0	0	0	0	0	0	0
HOUSTON BAPTIST UNIV	483	0	0	0	483	0	0	0	0	0	0	0
HOWARD PAYNE UNIVERSITY	678	0	0	0	678	0	0	0	0	0	0	0
HUNTINGDON COLLEGE	507	0	0	0	507	0	0	0	0	0	0	0
HUNTINGTON COLLEGE	337	0	0	0	337	0	0	0	0	0	0	0

SEE FOOTNOTES AT END OF TABLE

TABLE B-38. -- FEDERAL OBLIGATIONS TO UNIVERSITIES AND COLLEGES
BY CATEGORY OF INSTITUTION AND AGENCY; FY 1982

(DOLLARS IN THOUSANDS)

INSTITUTIONAL CATEGORY AND INSTITUTION 1/ CATEGORY C., CONTINUED	TOTAL	USDA	COM	DOD	ED	DOE	EPA	HHS	INT	NASA	NSF	OTHER*
MURON COLLEGE	480	0	0	0	480	0	0	0	0	0	0	0
HUSTON-TILLOTSON COLLEGE	719	0	0	0	719	0	0	0	0	0	0	0
ILLINOIS BENEDICTINE COL	422	0	0	0	412	0	0	10	0	0	0	0
ILLINOIS COLLEGE	234	0	0	0	234	0	0	0	0	0	0	0
ILLINOIS WESLEYAN UNIV	766	0	0	0	766	0	0	0	0	0	0	0
IMMACULATA COLLEGE	277	0	0	0	277	0	0	0	0	0	0	0
IOWA WESLEYAN COLLEGE	326	0	0	0	326	0	0	0	0	0	0	0
JACKSONVILLE UNIVERSITY	731	0	0	0	731	0	0	0	0	0	0	0
JAMESTOWN COLLEGE	796	0	0	0	796	0	0	0	0	0	0	0
JARVIS CHRISTIAN COLLEGE	1,066	0	0	0	1,066	0	0	0	0	0	0	0
JOHN BROWN UNIVERSITY	435	0	0	0	424	0	0	11	0	0	0	0
JOHNSON C SMITH UNIV	2,531	0	0	0	2,215	0	32	284	0	0	0	0
JOHNSON STATE COLLEGE	1,468	0	0	0	1,468	0	0	0	0	0	0	0
JORDAN COLLEGE	639	0	0	0	639	0	0	0	0	0	0	0
JUDSON COLLEGE	136	0	0	0	136	0	0	0	0	0	0	0
JUDSON COLLEGE	277	0	0	0	277	0	0	0	0	0	0	0
JUNIATA COLLEGE	390	0	0	0	390	0	0	0	0	0	0	0
KALAMAZOO COLLEGE	663	0	0	0	663	0	0	0	0	0	0	0
KANSAS NEWMAN COLLEGE	236	0	0	0	236	0	0	0	0	0	0	0
KANSAS WESLEYAN	293	0	0	0	293	0	0	0	0	0	0	0
KEENE STATE COLLEGE	1,628	0	0	0	1,599	28	1	0	0	0	0	0
KENDALL COLLEGE	267	0	0	0	267	0	0	0	0	0	0	0
KENNESAH COLLEGE	155	0	0	0	155	0	0	0	0	0	0	0
KENTUCKY STATE UNIVERSITY	4,260	2,411	0	0	1,774	0	0	75	0	0	0	0
KENTUCKY WESLEYAN COLLEGE	426	0	0	0	426	0	0	0	0	0	0	0
KENYON COLLEGE	228	0	0	0	151	0	0	0	0	27	50	0
KEUKA COLLEGE	481	0	0	0	481	0	0	0	0	0	0	0
KING COLLEGE (TENN)	219	0	0	0	219	0	0	0	0	0	0	0
KING'S COLLEGE (NY)	583	0	0	0	583	0	0	0	0	0	0	0
KING'S COLLEGE (PA)	1,466	0	0	0	1,423	0	0	43	0	0	0	0
KNOX COLLEGE	458	0	0	0	376	0	0	69	0	0	13	0
KNOXVILLE COLLEGE	1,847	0	0	0	1,844	0	0	3	0	0	0	0
LA GRANGE COLLEGE	308	0	0	0	308	0	0	0	0	0	0	0
LA ROCHE COLLEGE	616	0	0	0	616	0	0	0	0	0	0	0
LA SALLE COLLEGE	6,479	0	0	0	6,479	0	0	0	0	0	0	0
LAFAYETTE COLLEGE	223	0	0	0	223	0	0	0	0	0	0	0
LAKE ERIE COLLEGE	157	0	0	0	157	0	0	0	0	0	0	0
LAKE FOREST COLLEGE	674	0	0	0	674	0	0	0	0	0	0	0
LAKE SUPERIOR STATE COL	972	0	0	0	972	0	0	0	0	0	0	0
LAKELAND COLLEGE	378	0	0	0	378	0	0	0	0	0	0	0
LAMBETH COLLEGE	749	0	0	0	749	0	0	0	0	0	0	0
LANDER COLLEGE	731	0	0	0	731	0	0	0	0	0	0	0
LANE COLLEGE	1,958	0	0	0	1,958	0	0	0	0	0	0	0
LANGSTON UNIVERSITY	2,978	1,507	0	0	1,396	0	0	0	0	0	0	75
LAREDO STATE UNIVERSITY	256	0	0	0	256	0	0	0	0	0	0	0
LAWRENCE INST OF TECH	519	0	0	0	519	0	0	0	0	0	0	0
LAWRENCE UNIVERSITY	408	0	0	0	408	0	0	0	0	0	0	0
LE MOYNE COLLEGE	1,017	0	0	0	1,017	0	0	0	0	0	0	0
LE MOYNE-OMEN COLLEGE	2,329	0	0	0	2,211	0	0	118	0	0	0	0
LEBANON VALLEY COLLEGE	364	0	0	0	364	0	0	0	0	0	0	0
LEE COLLEGE (TENN)	1,283	0	0	0	1,283	0	0	0	0	0	0	0
LENOIR-RHYNE COLLEGE	453	0	0	0	442	0	0	11	0	0	0	0
LEMIS-CLARK STATE COLLEGE	548	0	0	0	548	0	0	0	0	0	0	0
LIBERTY BAPTIST COLLEGE	1,716	0	0	0	1,716	0	0	0	0	0	0	0
LINCOLN MEMORIAL UNIV	1,086	0	0	0	1,086	0	0	0	0	0	0	0
LINCOLN UNIVERSITY (PA)	1,839	0	0	65	1,769	0	0	0	0	0	0	0
LINFIELD COLLEGE	859	0	0	0	816	0	0	43	0	0	0	0
LIVINGSTON UNIVERSITY	1,132	0	0	0	1,132	0	0	0	0	0	0	0
LIVINGSTONE COLLEGE	1,695	0	0	0	1,695	0	0	0	0	0	0	0
LOCK HAVEN STATE COLLEGE	1,201	0	0	0	1,201	0	0	0	0	0	0	0
LONGHOOD COLLEGE	726	0	0	0	726	0	0	0	0	0	0	0
LORAS COLLEGE	617	0	0	0	617	0	0	0	0	0	0	0
LORETTO HEIGHTS COLLEGE	887	0	0	0	887	0	0	0	0	0	0	0
LOS ANGELES BAPT COL&SEM	174	0	0	0	174	0	0	0	0	0	0	0
LOUISIANA COLLEGE	441	10	0	0	431	0	0	0	0	0	0	0
LUBBOCK CHRISTIAN COLLEGE	505	0	0	0	505	0	0	0	0	0	0	0
LUTHER COLLEGE	1,477	0	0	0	1,477	0	0	0	0	0	0	0
LYCOMING COLLEGE	528	0	0	0	427	0	0	101	0	0	0	0
LYNDON STATE COLLEGE	1,017	0	0	0	1,017	0	0	0	0	0	0	0
MACALESTER COLLEGE	1,051	0	0	0	989	0	0	0	0	0	0	0
MACMURRAY COLLEGE	446	0	0	0	446	0	0	0	0	0	0	0
MADONNA COLLEGE	555	0	0	0	516	0	0	39	0	0	0	0
MAHARISHI INTL UNIVERSITY	1,322	0	0	0	1,322	0	0	0	0	0	0	0
MALONE COLLEGE	401	0	0	0	401	0	0	0	0	0	0	0
MANCHESTER COLLEGE	512	0	0	0	512	0	0	0	0	0	0	0
MARIAN COL OF FOND DU LAC	231	0	0	0	231	0	0	0	0	0	0	0
MARIAN COLLEGE	207	0	0	0	207	0	0	0	0	0	0	0
MARIETTA COLLEGE	769	0	0	0	768	0	0	1	0	0	0	0
MARION COLLEGE	838	0	0	0	687	0	0	151	0	0	0	0
MARIST COLLEGE	2,475	0	0	0	2,475	0	0	0	0	0	0	0
MARLBORO COLLEGE	165	0	0	0	165	0	0	0	0	0	0	0
MARS HILL COLLEGE	943	0	0	0	943	0	0	0	0	0	0	0
MARY BALDWIN COLLEGE	231	0	0	0	231	0	0	0	0	0	0	0
MARY COLLEGE	927	0	0	0	927	0	0	0	0	0	0	0
MARY WASHINGTON COLLEGE	445	0	0	0	445	0	0	0	0	0	0	0
MARYCREST COLLEGE	442	0	0	0	441	0	0	1	0	0	0	0
MARYLHURST EDUCATION CTR	224	0	0	0	138	0	0	0	0	0	0	0
MARYMOUNT COL OF KANSAS	442	0	0	0	442	0	0	0	0	0	0	0
MARYMOUNT COL OF VIRGINIA	262	0	0	0	262	0	0	0	0	0	0	0

SEE FOOTNOTES AT END OF TABLE

TABLE 8-38. -- FEDERAL OBLIGATIONS TO UNIVERSITIES AND COLLEGES
BY CATEGORY OF INSTITUTION AND AGENCY: FY 1982

(DOLLARS IN THOUSANDS)

INSTITUTIONAL CATEGORY AND INSTITUTION 1/ CATEGORY C., CONTINUED	TOTAL	USDA	COM	DOD	ED	DOE	EPA	HHS	INT	NASA	NSF	OTHER*
MARYMOUNT COLLEGE (NY)	703	0	0	0	703	0	0	0	0	0	0	0
MARYMOUNT MANHATTAN COL	1,603	0	0	0	1,603	0	0	0	0	0	0	0
MARYVILLE COL - ST LOUIS	418	0	0	0	418	0	0	0	0	0	0	0
MARYVILLE COLLEGE	252	0	0	0	252	0	0	0	0	0	0	0
MAYVILLE STATE COLLEGE	333	0	0	0	333	0	0	0	0	0	0	0
MCKENDREE COLLEGE	276	0	0	0	276	0	0	0	0	0	0	0
MCMURRY COLLEGE	563	0	0	0	563	0	0	0	0	0	0	0
MCPHERSON COLLEGE	276	0	0	0	276	0	0	0	0	0	0	0
MEDAILLE COLLEGE	757	0	0	0	757	0	0	0	0	0	0	0
MERCER UNIVERSITY	2,172	0	0	0	2,094	0	0	78	0	0	0	0
MERCY COLLEGE	4,575	0	0	0	4,575	0	0	0	0	0	0	0
MERCY COLLEGE OF DETROIT	1,521	0	0	0	1,366	0	0	155	0	0	0	0
MERCYHURST COLLEGE	629	0	0	0	629	0	0	0	0	0	0	0
MEREDITH COLLEGE	377	0	0	0	377	0	0	0	0	0	0	0
MERRIMACK COLLEGE	561	0	0	0	561	0	0	0	0	0	0	0
MESA COLLEGE	593	0	0	0	593	0	0	0	0	0	0	0
MESSIAH COLLEGE	728	0	0	0	728	0	0	0	0	0	0	0
METHODIST COLLEGE	513	0	0	0	513	0	0	0	0	0	0	0
METROPOLITAN STATE COL	2,247	0	0	0	2,090	0	0	157	0	0	0	0
MID-AMERICA NAZARENE COL	667	0	0	0	667	0	0	0	0	0	0	0
MIDDLEBURY COLLEGE	294	0	0	0	245	0	0	0	0	29	0	0
MIDLAND LUTHERAN COLLEGE	534	0	0	0	534	0	0	0	0	0	20	0
MILES COLLEGE	1,345	0	0	0	1,345	0	0	0	0	0	0	0
MILLIGAN COLLEGE	240	0	0	0	240	0	0	0	0	0	0	0
MILLIKIN UNIVERSITY	489	0	0	0	489	0	0	0	0	0	0	0
MILLSAPS COLLEGE	1,282	0	0	0	1,282	0	0	0	0	0	0	0
MILTON COLLEGE	48	0	0	0	48	0	0	0	0	0	0	0
MILWAUKEE SCHOOL OF ENG	621	0	0	66	555	0	0	0	0	0	0	0
MINOT STATE COLLEGE	848	0	0	0	770	0	0	78	0	0	0	0
MISS VALLEY STATE UNIV	3,999	0	0	0	3,871	0	28	100	0	0	0	0
MISSOURI BAPTIST COLLEGE	72	0	0	0	72	0	0	0	0	0	0	0
MISSOURI SOUTHERN ST COL	818	0	0	0	813	0	0	0	0	0	0	0
MISSOURI VALLEY COLLEGE	335	0	0	0	335	0	0	0	0	0	0	0
MISSOURI WESTERN ST COL	1,223	0	0	0	1,223	0	0	0	0	0	0	0
MONMOUTH COLLEGE	479	0	0	0	479	0	0	0	0	0	0	0
MORAVIAN COLLEGE	380	0	0	0	380	0	0	0	0	0	0	0
MOREHOUSE COLLEGE	3,900	20	0	204	2,320	0	72	1,079	0	50	155	0
MORNINGSIDE COLLEGE	899	0	0	0	899	0	0	0	0	0	0	0
MORRIS BROWN COLLEGE	2,827	0	0	46	2,781	0	0	0	0	0	0	0
MORRIS COLLEGE	1,546	0	0	0	1,546	0	0	0	0	0	0	0
MOUNT HOLYOKE COLLEGE	827	0	0	0	615	124	0	88	0	0	0	0
MOUNT MARTY COLLEGE	475	0	0	0	475	0	0	0	0	0	0	0
MOUNT MARY COLLEGE	193	0	0	0	193	0	0	0	0	0	0	0
MOUNT MERCY COLLEGE	459	0	0	0	459	0	0	0	0	0	0	0
MOUNT SENARIO COLLEGE	547	0	0	0	529	18	0	0	0	0	0	0
MOUNT ST MARY COLLEGE	3	0	0	0	0	0	0	0	0	0	0	0
MOUNT ST MARY COLLEGE	518	0	0	0	518	0	0	0	0	0	0	0
MOUNT ST MARY'S COL (MD)	218	0	0	0	218	0	0	0	0	0	0	0
MOUNT ST MARY'S COLLEGE	399	0	0	0	399	0	0	0	0	0	0	0
MOUNT UNION COLLEGE	498	0	0	0	498	0	0	0	0	0	0	0
MOUNT VERNON COLLEGE	139	0	0	0	139	0	0	0	0	0	0	0
MT-VERNON NAZARENE COL	828	0	0	0	828	0	0	0	0	0	0	0
MUHLENBERG COLLEGE	333	0	0	0	333	0	0	0	0	0	0	0
MUNDELEIN COLLEGE	602	0	0	0	602	0	0	0	0	0	0	0
MUSKINGUM COLLEGE	450	0	0	0	450	0	0	0	0	0	0	0
NASSON COLLEGE	165	0	0	0	165	0	0	0	0	0	0	0
NEBRASKA WESLEYAN UNIV	394	0	0	0	394	0	0	0	0	0	0	0
NEUMANN COLLEGE	117	0	0	0	117	0	0	0	0	0	0	0
NEW COLLEGE OF CALIFORNIA	538	0	0	0	538	0	0	0	0	0	0	0
NEW ENGLAND COLLEGE	596	0	0	0	596	0	0	0	0	0	0	0
NEMBERRY COLLEGE	298	0	0	0	298	0	0	0	0	0	0	0
NORTH ADAMS STATE COLLEGE	1,039	0	0	0	1,039	0	0	0	0	0	0	0
NORTH CARO WESLEYAN COL	513	0	0	0	513	0	0	0	0	0	0	0
NORTH CENTRAL COLLEGE	231	0	0	0	231	0	0	0	0	0	0	0
NORTH PARK COL THEOL SEM	815	0	0	0	815	0	0	0	0	0	0	0
NORTHERN KENTUCKY UNIV	1,736	0	0	0	1,648	0	0	68	0	20	0	0
NORTHERN MONTANA COLLEGE	591	0	0	0	551	0	0	0	0	0	0	0
NORTHERN STATE COLLEGE	1,680	0	0	0	1,680	0	0	0	0	0	0	0
NORTHLAND COLLEGE	650	0	0	0	650	0	0	0	0	0	0	0
NORTHWEST NAZARENE COL	615	0	0	0	615	0	0	0	0	0	0	0
NORTHWESTERN COL (MINN)	356	0	0	0	356	0	0	0	0	0	0	0
NORTHWESTERN COLLEGE	591	0	0	0	591	0	0	0	0	0	0	0
NORTHWESTERN OKLA ST UNIV	327	0	0	0	327	0	0	0	0	0	0	0
NORWICH UNIVERSITY	1,686	0	0	0	1,682	0	0	0	0	0	0	0
NOTRE DAME COLLEGE (NH)	569	0	0	0	569	0	0	0	0	0	0	0
NOTRE DAME COLLEGE (OH)	126	0	0	0	126	0	0	0	0	0	0	0
OAKWOOD COLLEGE	5,073	0	0	0	5,073	0	0	0	0	0	0	0
OBERLIN COLLEGE	1,834	0	0	0	1,635	0	0	56	0	0	143	0
OCCIDENTAL COLLEGE	645	0	0	37	470	0	0	33	0	0	105	0
OGLETHORPE COLLEGE	294	0	0	0	294	0	0	0	0	0	0	0
OHIO DOMINICAN COLLEGE	363	0	0	0	363	0	0	0	0	0	0	0
OHIO NORTHERN UNIVERSITY	727	0	0	0	622	0	0	105	0	0	0	0
OHIO WESLEYAN UNIVERSITY	943	0	0	50	893	0	0	0	0	0	0	0
OKLA PANHANDLE STATE UNIV	272	0	0	0	272	0	0	0	0	0	0	0
OKLAHOMA BAPTIST UNIV	671	0	0	0	671	0	0	0	0	0	0	0
OKLAHOMA CHRISTIAN COL	952	0	0	0	952	0	0	0	0	0	0	0
OLIVET COLLEGE	611	0	0	0	611	0	0	0	0	0	0	0
OLIVET NAZARENE COLLEGE	1,165	0	0	0	1,165	0	0	0	0	0	0	0
OTTAWA UNIVERSITY	387	0	0	0	387	0	0	0	0	0	0	0

SEE FOOTNOTES AT END OF TABLE



TABLE B-38. -- FEDERAL OBLIGATIONS TO UNIVERSITIES AND COLLEGES
BY CATEGORY OF INSTITUTION AND AGENCY: FY 1982

-CONTINUED

(DOLLARS, IN THOUSANDS)

INSTITUTIONAL CATEGORY AND INSTITUTION 1/ CATEGORY C., CONTINUED	TOTAL	USDA	COM	DOD	ED	DOE	EPA	HHS	INT	NASA	NSF	OTHER*
OTTERBEIN COLLEGE	539	0	0	0	539	0	0	0	0	0	0	0
OUR LADY HOLY CROSS COL	227	0	0	0	227	0	0	0	0	0	0	0
PACIFIC UNION COLLEGE	915	0	0	0	915	0	0	0	0	0	0	0
PACIFIC UNIVERSITY	815	0	0	10	805	0	0	0	0	0	0	0
PAINE COLLEGE	1,809	0	0	0	1,772	0	0	37	0	0	0	0
PALM BEACH ATLANTIC COLL	326	0	0	0	326	0	0	0	0	0	0	0
PARK COLLEGE	736	0	0	0	736	0	0	0	0	0	0	0
PAUL QUINN COLLEGE	1,100	0	0	0	1,100	0	0	0	0	0	0	0
PEMBROKE STATE UNIVERSITY	944	0	0	0	944	0	0	0	0	0	0	0
PENNSYLVANIA COL OPTOMET	928	0	0	0	579	0	0	349	0	0	0	0
PERU STATE COLLEGE	548	0	0	0	548	0	0	0	0	0	0	0
PFEIFFER COLLEGE	957	0	0	0	957	0	0	0	0	0	0	0
PHILANDER SMITH COLLEGE	927	0	0	0	927	0	0	0	0	0	0	0
PIEDMONT COLLEGE	208	0	0	0	208	0	0	0	0	0	0	0
PIKEVILLE COLLEGE	688	0	0	0	688	0	0	0	0	0	0	0
PITZER COLLEGE	535	0	0	0	468	0	0	67	0	0	0	0
PLYMOUTH ST COL-UNIV N H	1,486	0	0	0	1,486	0	0	0	0	0	0	0
POINT LOMA COLLEGE	545	0	0	0	540	0	0	0	0	0	0	0
POINT PARK COLLEGE	911	0	0	0	911	0	0	0	0	0	0	0
POMONA COLLEGE	1,128	2	0	0	596	0	88	239	0	0	203	0
PRESBYTERIAN COLLEGE	306	0	0	0	306	0	0	0	0	0	0	0
PRESCOTT CENTER COLLEGE	37	0	0	0	37	0	0	0	0	0	0	0
QUEENS COLLEGE	126	0	0	0	126	0	0	0	0	0	0	0
QUINCY COLLEGE	494	0	0	0	494	0	0	0	0	0	0	0
QUINNIPIAC COLLEGE	778	0	0	0	666	0	0	97	0	0	15	0
RADCLIFFE COLLEGE	1,164	0	0	234	930	0	0	0	0	0	0	0
RAMAPO COLLEGE OF N J	1,273	0	0	0	1,271	0	0	0	0	0	0	0
RANDOLPH-MACON COLLEGE	254	0	0	0	223	0	0	0	0	0	31	0
RANDOLPH-MACON WOMANS COL	199	0	0	0	199	0	0	0	0	0	0	0
REED COLLEGE	812	0	0	0	415	0	0	307	0	0	85	0
REGIS COLLEGE	348	0	0	0	348	0	0	0	0	0	0	0
REGIS COLLEGE	1,670	0	0	981	689	0	0	0	0	0	0	0
RIO GRANDE COLLEGE	407	0	0	0	407	0	0	0	0	0	0	0
RIPON COLLEGE	397	0	0	0	397	0	0	0	0	0	0	0
ROANOKE COLLEGE	503	0	0	0	503	0	0	0	0	0	0	0
ROBERTS WESLEYAN COLLEGE	442	0	0	0	431	0	0	11	0	0	0	0
ROCKFORD COLLEGE	95	0	0	0	95	0	0	0	0	0	0	0
ROCKMONT COLLEGE	137	0	0	0	137	0	0	0	0	0	0	0
ROCKY MOUNTAIN COLLEGE	296	0	0	0	296	0	0	0	0	0	0	0
ROGER WILLIAMS COLLEGE	5,061	0	0	0	5,061	0	0	0	0	0	0	0
ROSEMONT COLLEGE	169	0	0	0	169	0	0	0	0	0	0	0
RUST COLLEGE	2,095	0	0	0	2,095	0	0	0	0	0	0	0
SACRED HEART COLLEGE	121	0	0	0	121	0	0	0	0	0	0	0
SACRED HEART UNIVERSITY	528	0	0	0	527	0	0	0	0	0	1	0
SALEM COLLEGE	66	0	0	0	66	0	0	0	0	0	0	0
SALEM COLLEGE	1,100	0	0	0	1,100	0	0	0	0	0	0	0
SALVE REGINA COLLEGE	793	0	0	0	793	0	0	0	0	0	0	0
SAVANNAH STATE COLLEGE	2,503	0	0	0	2,069	0	71	363	0	0	0	0
SCHOOL OF THE OZARKS	989	0	0	54	935	0	0	0	0	0	0	0
SCHOOL OF VISUAL ARTS	1,311	0	0	0	1,311	0	0	0	0	0	0	0
SCRIPPS COLLEGE	383	0	0	0	339	0	0	44	0	0	0	0
SEATTLE PACIFIC UNIV	1,482	0	0	0	1,392	0	0	66	0	0	24	0
SETON HILL COLLEGE	873	0	0	0	873	0	0	0	0	0	0	0
SHAW COLLEGE AT DETROIT	1,777	0	0	0	1,777	0	0	0	0	0	0	0
SHAW UNIVERSITY	3,226	0	0	0	3,226	0	0	0	0	0	0	0
SHENANDOAH COLLEGE	474	0	0	0	474	0	0	0	0	0	0	0
SHEPHERD COLLEGE	422	0	0	0	422	0	0	0	0	0	0	0
SHIMER COLLEGE	126	0	0	0	126	0	0	0	0	0	0	0
SHORTER COLLEGE	299	0	0	0	299	0	0	0	0	0	0	0
SIENA COLLEGE	952	0	0	0	915	0	0	0	0	0	37	0
SIENA HEIGHTS COLLEGE	590	0	0	0	590	0	0	0	0	0	0	0
SIERRA NEVADA COLLEGE	103	0	0	0	103	0	0	0	0	0	0	0
SILVER LAKE COLLEGE	165	0	0	0	165	0	0	0	0	0	0	0
SIMON'S ROCK	124	0	0	0	124	0	0	0	0	0	0	0
SIMPSON COLLEGE	652	0	0	0	652	0	0	0	0	0	0	0
SIMPSON COLLEGE (CAL)	131	0	0	0	131	0	0	0	0	0	0	0
SIoux FALLS COLLEGE	508	0	0	0	508	0	0	0	0	0	0	0
SKIDMORE COLLEGE	827	0	0	0	827	0	0	0	0	0	0	0
SOUTH CAROLINA ST COLLEGE	6,915	1,683	0	0	5,001	0	14	217	0	0	0	0
SOUTHERN ARKANSAS UNIV	2,111	0	0	0	1,981	0	130	0	0	0	0	0
SOUTHERN CALIFORNIA COL	522	0	0	0	522	0	0	0	0	0	0	0
SOUTHERN MISSIONARY COL	1,279	0	0	0	1,279	0	0	0	0	0	0	0
SOUTHERN UTAH STATE COL	1,144	0	0	0	1,144	0	0	0	0	0	0	0
SOUTHWEST BAPTIST COLLEGE	1,131	0	0	0	1,131	0	0	0	0	0	0	0
SOUTHWEST STATE UNIV	901	0	0	0	901	0	0	0	0	0	0	0
SOUTHWESTERN ADVENTIST C	469	0	0	0	469	0	0	0	0	0	0	0
SOUTHWESTERN AT MEMPHIS	391	0	0	0	391	0	0	0	0	0	0	0
SOUTHWESTERN COLLEGE	302	0	0	0	302	0	0	0	0	0	0	0
SOUTHWESTERN UNIV (TX)	204	0	0	0	196	0	0	0	0	0	0	0
SPELMAN COLLEGE	1,623	0	0	27	1,491	0	0	105	0	0	0	0
SPRING ARBOR COLLEGE	898	0	0	0	886	0	0	0	0	12	0	0
SPRING HILL COLLEGE	536	0	0	0	536	0	0	0	0	0	0	0
ST ANDREWS COLLEGE	433	0	0	0	433	0	0	0	0	0	0	0
ST ANDREWS PRESBY COL	385	0	0	0	385	0	0	0	0	0	0	0
ST ANSELM COLLEGE	2,290	0	0	0	2,220	0	0	70	0	0	0	0
ST AUGUSTINE'S COLLEGE	3,593	0	100	0	3,297	0	0	196	0	0	0	0
ST EDWARD'S UNIVERSITY	1,616	0	0	0	1,608	0	0	8	0	0	0	0
ST FRANCIS COLLEGE	754	0	0	0	687	0	0	67	0	0	0	0
ST FRANCIS COLLEGE (NY)	1,210	0	0	0	1,210	0	0	0	0	0	0	0

SEE FOOTNOTES AT END OF TABLE

TABLE B-38. -- FEDERAL OBLIGATIONS TO UNIVERSITIES AND COLLEGES
BY CATEGORY OF INSTITUTION AND AGENCY: FY 1982

-CONTINUED

(DOLLARS IN THOUSANDS)

INSTITUTIONAL CATEGORY AND INSTITUTION 1/ CATEGORY C., CONTINUED	TOTAL	USDA	COM	DOD	ED	DOE	EPA	HHS	INT	NASA	NSF	OTHER*
ST JOHN FISHER COLLEGE	854	0	0	0	745	109	0	0	0	0	0	0
ST JOHN'S COLLEGE (MD)	606	0	0	0	606	0	0	0	0	0	0	0
ST JOHN'S UNIVERSITY	980	0	0	0	980	0	0	0	0	0	0	0
ST JOSEPH COL (VT)	606	0	0	0	606	0	0	0	0	0	0	0
ST JOSEPH SEMINARY	66	0	0	0	66	0	0	0	0	0	0	0
ST JOSEPH'S COLLEGE	447	0	0	0	447	0	0	0	0	0	0	0
ST JOSEPH'S COLLEGE	481	0	0	0	481	0	0	0	0	0	0	0
ST LAWRENCE UNIVERSITY	707	0	0	0	707	0	0	0	0	0	0	0
ST LEO COLLEGE	490	0	0	0	490	0	0	0	0	0	0	0
ST MARTIN'S COLLEGE	287	0	0	0	287	0	0	0	0	0	0	0
ST MARY COLLEGE	212	0	0	0	212	0	0	0	0	0	0	0
ST MARY OF THE PLAINS COL	474	0	0	0	474	0	0	0	0	0	0	0
ST MARY-OF-THE-WOODS COL	147	0	0	0	147	0	0	0	0	0	0	0
ST MARY'S COL (MICH)	60	0	0	0	60	0	0	0	0	0	0	0
ST MARY'S COLLEGE	381	0	0	0	381	0	0	0	0	0	0	0
ST MARY'S COLLEGE OF MD	193	0	0	0	193	0	0	0	0	0	0	0
ST MARY'S DOMINICAN COL	187	0	0	0	187	0	0	0	0	0	0	0
ST MEINRAD COLLEGE	111	0	0	0	111	0	0	0	0	0	0	0
ST NORBERT COLLEGE	577	0	0	0	577	0	0	0	0	0	0	0
ST OLAF COLLEGE	1,427	0	0	0	958	0	407	61	0	0	1	0
ST PATRICK'S COLLEGE	46	0	0	0	46	0	0	0	0	0	0	0
ST PAUL BIBLE COL	564	0	0	0	564	0	0	0	0	0	0	0
ST PAUL'S COL (VA)	1,820	0	0	0	1,820	0	0	0	0	0	0	0
ST PETER'S COLLEGE	1,881	0	0	0	1,881	0	0	0	0	0	0	0
ST THOMAS AQUINAS COLLEGE	391	0	0	0	391	0	0	0	0	0	0	0
ST VINCENT COLLEGE	77	0	0	0	0	0	0	0	0	0	77	0
ST XAVIER COLLEGE	684	0	0	0	600	0	0	84	0	0	0	0
STEPHENS COLLEGE	206	0	0	0	206	0	0	0	0	0	0	0
STERLING COLLEGE	238	0	0	0	238	0	0	0	0	0	0	0
STILLMAN COLLEGE	1,304	0	0	0	1,242	0	0	62	0	0	0	0
STOCKTON STATE COLLEGE	1,317	0	0	0	1,317	0	0	0	0	0	0	0
STONEHILL COLLEGE	616	0	0	0	616	0	0	0	0	0	0	0
SUNY COL AT OLD WESTBURY	740	0	0	0	462	0	0	272	0	0	6	0
SUNY COLLEGE AT PURCHASE	709	0	0	0	504	0	0	156	0	49	0	0
SUNY EMPIRE STATE COLLEGE	1	0	0	0	1	0	0	0	0	0	0	0
SUNY MARITIME COLLEGE	13	0	0	0	13	0	0	0	0	0	0	0
SUSQUEHANNA UNIVERSITY	464	0	0	0	464	0	0	0	0	0	0	0
SWARTHMORE COLLEGE	1,345	0	0	0	884	0	0	96	0	0	365	0
SWEET BRIAR COLLEGE	62	0	0	0	62	0	0	0	0	0	0	0
TABOR COLLEGE	460	0	0	0	460	0	0	0	0	0	0	0
TALLADEGA COLLEGE	1,639	0	0	0	1,238	0	0	345	0	30	26	0
TARKIO COLLEGE	779	0	0	0	779	0	0	0	0	0	0	0
TAYLOR UNIVERSITY	632	0	0	0	632	0	0	0	0	0	0	0
TENNESSEE WESLEYAN COL	156	0	0	0	156	0	0	0	0	0	0	0
TEXAS COLLEGE	1,016	0	0	0	1,016	0	0	0	0	0	0	0
TEXAS LUTHERAN COLLEGE	486	0	0	0	486	0	0	0	0	0	0	0
TEXAS WESLEYAN COLLEGE	490	0	0	0	490	0	0	0	0	0	0	0
THIEL COLLEGE	391	0	0	0	391	0	0	0	0	0	0	0
THOMAS MORE COLLEGE	506	0	0	0	506	0	0	0	0	0	0	0
TIFT COLLEGE	327	0	0	0	327	0	0	0	0	0	0	0
TOUGALOO COLLEGE	2,253	0	0	0	1,659	15	0	579	0	0	0	0
TOURO COLLEGE	1,471	0	0	0	1,471	0	0	0	0	0	0	0
TRANSYLVANIA UNIVERSITY	320	0	0	0	320	0	0	0	0	0	0	0
TREVECCA NAZARENE COLLEGE	633	0	0	0	633	0	0	0	0	0	0	0
TRI-STATE UNIVERSITY	276	2	0	0	274	0	0	0	0	0	0	0
TRINITY CHRISTIAN COL	167	0	0	0	167	0	0	0	0	0	0	0
TRINITY COL (VT)	364	0	0	0	364	0	0	0	0	0	0	0
TRINITY COLLEGE	298	0	0	0	298	0	0	0	0	0	0	0
TRINITY COLLEGE	535	0	0	0	535	0	0	0	0	0	0	0
TURABO UNIVERSITY COLLEGE	739	0	0	0	712	27	0	0	0	0	0	0
TUSCULUM COLLEGE	761	0	0	0	761	0	0	0	0	0	0	0
U HAWAII H OAHU COLLEGE	23	0	0	0	23	0	0	0	0	0	0	0
U OF ARK AT MONTICELLO	1,484	9	0	0	1,475	0	0	0	0	0	0	0
U OF MD EASTERN SHORE	2,771	1,194	0	0	1,174	26	0	305	0	72	0	0
U OF MD UNIVERSITY COLL	2,180	0	0	0	2,180	0	0	0	0	0	0	0
UNION COLLEGE (NEB)	865	0	0	0	865	0	0	0	0	0	0	0
UNION UNIVERSITY	478	0	0	0	475	0	0	0	0	0	0	0
UNITY COLLEGE	494	0	0	0	494	0	0	0	0	0	0	0
UNIV HAWAII AT HILO	3,100	0	0	0	964	0	0	236	0	0	0	1,900
UNIV MAINE, PRESQUE ISLE	1,559	0	0	0	1,559	0	0	0	0	0	0	0
UNIV OF ALASKA ANCHORAGE	2,007	0	0	0	1,670	41	0	159	137	0	0	0
UNIV OF ALASKA FAIRBANKS	11,406	1,496	0	1,026	1,060	567	0	99	260	1,298	5,590	10
UNIV OF ALASKA STHEASTRN	76	0	0	0	76	0	0	0	0	0	0	0
UNIV OF ALASKA SYSTEM OFF	2,836	1,006	1,515	0	0	0	125	190	0	0	0	0
UNIV OF ALBUQUERQUE	1,716	0	0	0	1,640	0	0	76	0	0	0	0
UNIV OF ARK PINE BLUFF	5,379	1,720	0	0	3,659	0	0	0	0	0	0	0
UNIV OF MAINE, FORT KENT	475	0	0	0	475	0	0	0	0	0	0	0
UNIV OF MAINE, MACHIAS	646	0	0	0	646	0	0	0	0	0	0	0
UNIV OF MARY HARDIN-BAYLR	437	0	0	0	437	0	0	0	0	0	0	0
UNIV OF MASS BOSTON	1,893	0	0	0	545	0	150	889	0	0	309	0
UNIV OF N C AT ASHEVILLE	431	62	0	0	369	0	0	0	0	0	0	0
UNIV OF N C AT WILMINGTON	1,211	0	0	50	1,065	0	0	0	0	0	96	0
UNIV OF P R-CAYEY U COL	355	0	0	0	335	0	0	20	0	0	0	0
UNIV OF P R-HUMACAO U COL	172	0	0	0	172	0	0	0	0	0	0	0
UNIV OF SOUTHERN COLORADO	2,830	0	0	0	2,369	0	0	235	0	226	0	0
UNIV OF THE SACRED HEART	8,179	0	0	0	8,179	0	0	0	0	0	0	0
UNIV OF WIS-PARKSIDE	1,294	0	0	0	1,175	0	0	119	0	0	0	0
UNIV SCI & ARTS OF OKLA	523	0	0	0	523	0	0	0	0	0	0	0
UNIVERSITY OF CHARLESTON	291	0	0	0	291	0	0	0	0	0	0	0

SEE FOOTNOTES AT END OF TABLE

TABLE B-38. -- FEDERAL OBLIGATIONS TO UNIVERSITIES AND COLLEGES
BY CATEGORY OF INSTITUTION AND AGENCY: FY 1982

-CONTINUED

(DOLLARS IN THOUSANDS)

INSTITUTIONAL CATEGORY AND INSTITUTION 1/ CATEGORY C., CONTINUED	TOTAL	USDA	COM	DOD	ED	DOE	EPA	HHS	INT	NASA	NSF	OTHER*
UNIVERSITY OF DUBUQUE	562	0	0	0	562	0	0	0	0	0	0	0
UNIVERSITY OF NEW ENGLAND	1,099	0	0	0	265	0	0	834	0	0	0	0
UNIVERSITY OF TAMPA	527	0	0	0	527	0	0	0	0	0	0	0
UNIVERSITY OF THE SOUTH	398	0	0	0	398	0	0	0	0	0	0	0
UPPER IOWA UNIVERSITY	399	0	0	0	399	0	0	0	0	0	0	0
UPSALA COLLEGE	1,268	0	0	0	1,268	0	0	0	0	0	0	0
URBANA COLLEGE	597	0	0	0	597	0	0	0	0	0	0	0
URSINUS COLLEGE	365	0	0	0	365	0	0	0	0	0	0	0
URSULINE COLLEGE	271	0	0	0	271	0	0	0	0	0	0	0
VALLEY CITY STATE COLLEGE	414	0	0	0	414	0	0	0	0	0	0	0
VASSAR COLLEGE	1,340	0	0	0	1,126	35	0	179	0	0	0	0
VIRGINIA INTERMONT COL	487	0	0	0	487	0	0	0	0	0	0	0
VIRGINIA MILITARY INST	303	0	0	0	236	0	0	0	0	27	0	0
VIRGINIA UNION UNIVERSITY	2,148	0	0	0	2,148	0	0	0	0	0	40	0
VIRGINIA WESLEYAN COLLEGE	490	0	0	0	490	0	0	0	0	0	0	0
VITERBO COLLEGE	1,059	0	0	0	1,059	0	0	0	0	0	0	0
VOORHEES COLLEGE	2,054	0	0	0	1,953	0	0	101	0	0	0	0
WABASH COLLEGE	182	0	0	0	182	0	0	0	0	0	0	0
HALLA HALLA COLLEGE	1,064	0	0	0	979	0	0	85	0	0	0	0
HALSH COLLEGE	299	0	0	0	299	0	0	0	0	0	0	0
WARNER PACIFIC COLLEGE	353	0	0	0	353	0	0	0	0	0	0	0
WARNER SOUTHERN COLLEGE	195	0	0	0	195	0	0	0	0	0	0	0
HARREN WILSON COLLEGE	344	0	0	0	344	0	0	0	0	0	0	0
HARTBURG COLLEGE	753	0	0	0	753	0	0	0	0	0	0	0
WASHBURN UNIV OF TOPEKA	975	0	0	0	975	0	0	0	0	0	0	0
WASHINGTON & JEFFERSON COL	331	0	0	0	331	0	0	0	0	0	0	0
WASHINGTON & LEE UNIV	234	0	0	0	202	0	0	0	0	0	32	0
WASHINGTON COLLEGE	97	0	0	0	97	0	0	0	0	0	0	0
WASHINGTON INTERN'L COLL	67	0	0	0	67	0	0	0	0	0	0	0
WAYNESBURG COLLEGE	969	0	0	0	969	0	0	0	0	0	0	0
WEBER STATE COLLEGE	3,369	10	0	0	3,294	45	0	0	0	12	0	0
WELLESLEY COLLEGE	1,258	0	0	0	953	0	0	237	0	0	0	0
WELLS COLLEGE	321	0	0	0	321	0	0	0	0	0	0	0
WESLEYAN COLLEGE	199	0	0	0	199	0	0	0	0	0	0	0
WEST LIBERTY STATE COL	995	0	0	0	975	20	0	0	0	0	0	0
WEST VIRGINIA INST TECH	1,204	0	0	0	1,099	0	0	0	0	0	0	105
WEST VIRGINIA STATE COL	1,786	0	0	0	1,786	0	0	0	0	0	0	0
WEST VIRGINIA WESLEYAN COL	855	0	0	0	855	0	0	0	0	0	0	0
WESTMAR COLLEGE	577	0	0	0	577	0	0	0	0	0	0	0
WESTMINSTER COLLEGE	203	0	0	0	203	0	0	0	0	0	0	0
WESTMINSTER COLLEGE (PA)	398	0	0	0	398	0	0	0	0	0	0	0
WESTMINSTER COLLEGE (UT)	408	0	0	0	408	0	0	0	0	0	0	0
WESTMONT COLLEGE	262	0	0	0	262	0	0	0	0	0	0	0
WHEATON COLLEGE	433	0	0	0	433	0	0	0	0	0	0	0
WHEELING COLLEGE	511	0	0	0	430	0	0	81	0	0	0	0
WHITMAN COLLEGE	357	0	0	0	357	0	0	0	0	0	0	0
WIDENER UNIVERSITY	1,766	1	0	0	1,734	0	0	31	0	0	0	0
WILBERFORCE UNIVERSITY	3,909	0	0	0	3,909	0	0	0	0	0	0	0
WILEY COLLEGE	1,263	0	0	0	1,263	0	0	0	0	0	0	0
WILLAMETTE UNIVERSITY	888	0	0	0	888	0	0	0	0	0	0	0
WILLIAM CAREY COLLEGE	850	0	0	0	850	0	0	0	0	0	0	0
WILLIAM JEMELL COLLEGE	846	0	0	0	846	0	0	0	0	0	0	0
WILLIAM PENN COLLEGE	724	0	0	0	724	0	0	0	0	0	0	0
WILLIAM WOODS COLLEGE	249	0	0	0	249	0	0	0	0	0	0	0
WILLIAMS COLLEGE	692	0	0	86	489	0	0	48	0	0	69	0
WILMINGTON COLLEGE	848	0	0	0	848	0	0	0	0	0	0	0
WILMINGTON COLLEGE	236	0	0	0	236	0	0	0	0	0	0	0
WILSON COLLEGE	132	0	0	0	132	0	0	0	0	0	0	0
WINGATE COLLEGE	487	0	0	0	487	0	0	0	0	0	0	0
WINSTON-SALEM STATE UNIV	2,920	0	0	0	2,723	0	0	197	0	0	0	0
WITTENBERG UNIVERSITY	652	0	0	0	652	0	0	0	0	0	0	0
WOFFORD COLLEGE	355	0	0	0	355	0	0	0	0	0	0	0
WORLD COLLEGE WEST	91	0	0	0	91	0	0	0	0	0	0	0
XAVIER UNIVERSITY OF LA	3,889	0	119	0	3,172	0	0	598	0	0	0	0
YANKTON COLLEGE	595	0	0	0	595	0	0	0	0	0	0	0
YORK COLLEGE OF PENN	584	0	0	0	584	0	0	0	0	0	0	0

CATEGORY D. PROFESSIONAL & SPECIALIZED, TOTAL	708,921	3,348	2,509	72,500	126,731	6,785	4,909	449,693	3,048	5,696	32,758	944
---	---------	-------	-------	--------	---------	-------	-------	---------	-------	-------	--------	-----

CATEGORY D-1. DIVINITY, TOTAL	16,725	0	0	0	16,632	0	0	93	0	0	0	0
----------------------------------	--------	---	---	---	--------	---	---	----	---	---	---	---

AMER BAPT COL ABT SEM	94	0	0	0	94	0	0	0	0	0	0	0
AMER BAPT SEM OF WEST	16	0	0	0	16	0	0	0	0	0	0	0
ANDOVER NEWTON THEOL SCH	130	0	0	0	130	0	0	0	0	0	0	0
APPALACHIAN BIBLE COLLEGE	105	0	0	0	105	0	0	0	0	0	0	0
ARIZONA COL OF THE BIBLE	10	0	0	0	10	0	0	0	0	0	0	0
ASBURY THEOL SEMINARY	99	0	0	0	99	0	0	0	0	0	0	0
ASSEMBLIES OF GOD GRAD SC	24	0	0	0	24	0	0	0	0	0	0	0
ATHENAEUM OF OHIO	7	0	0	0	7	0	0	0	0	0	0	0
ATLANTA CHRISTIAN COL	108	0	0	0	108	0	0	0	0	0	0	0
BANGOR THEOL SEMINARY	95	0	0	0	95	0	0	0	0	0	0	0
BAPTIST BIBLE COL OF PA	363	0	0	0	363	0	0	0	0	0	0	0
BAPTIST BIBLE COLLEGE	650	0	0	0	650	0	0	0	0	0	0	0
BERKSHIRE CHRISTIAN COL	92	0	0	0	92	0	0	0	0	0	0	0
BETH MEDRASH GOVOKA	611	0	0	0	611	0	0	0	0	0	0	0

SEE FOOTNOTES AT END OF TABLE

TABLE B-38. -- FEDERAL OBLIGATIONS TO UNIVERSITIES AND COLLEGES
BY CATEGORY OF INSTITUTION AND AGENCY: FY 1982

(DOLLARS IN THOUSANDS)

INSTITUTIONAL CATEGORY AND INSTITUTION 1/ CATEGORY D-1., CONTINUED	TOTAL	USDA	COM	DOD	ED	DOE	EPA	HHS	INT	NASA	NSF	OTHER*
BETHANY THEOL SEM	29	0	0	0	29	0	0	0	0	0	0	0
CALIFORNIA CHRISTIAN COL	15	0	0	0	15	0	0	0	0	0	0	0
CALVARY BIBLE COL	218	0	0	0	218	0	0	0	0	0	0	0
CENTRAL BAPTIST COLLEGE	97	0	0	0	97	0	0	0	0	0	0	0
CENTRAL BIBLE COLLEGE	606	0	0	0	606	0	0	0	0	0	0	0
CHRIST SEMINARY-SEMINE	15	0	0	0	15	0	0	0	0	0	0	0
CHRISTIAN THEOL SEM	44	0	0	0	44	0	0	0	0	0	0	0
CHURCH DIV SCHOOL PACIFIC	13	0	0	0	13	0	0	0	0	0	0	0
CINCINNATI BIBLE SEMINARY	218	0	0	0	218	0	0	0	0	0	0	0
CIRCLEVILLE BIBLE COLLEGE	170	0	0	0	170	0	0	0	0	0	0	0
CNTRL CHRISTIAN COL BIBLE	35	0	0	0	35	0	0	0	0	0	0	0
CONCORDIA SEMINARY	58	0	0	0	58	0	0	0	0	0	0	0
DALLAS BIBLE COLLEGE	117	0	0	0	117	0	0	0	0	0	0	0
DALLAS CHRISTIAN COLLEGE	68	0	0	0	68	0	0	0	0	0	0	0
EDEM THEOLOGICAL SEMINARY	10	0	0	0	10	0	0	0	0	0	0	0
EPISCOPAL DIVINITY SCHOOL	22	0	0	0	22	0	0	0	0	0	0	0
FAITH BAPTIST BIBLE COL	14	0	0	0	14	0	0	0	0	0	0	0
FORT WAYNE BIBLE COL	301	0	0	0	301	0	0	0	0	0	0	0
FRIENDS BIBLE COLLEGE	90	0	0	0	90	0	0	0	0	0	0	0
FULLER THEOLOGICAL SEM	70	0	0	0	46	0	0	24	0	0	0	0
GARRETT-EVANGLCL THEO SEM	35	0	0	0	35	0	0	0	0	0	0	0
GORDON-CONWELL THEOL SEM	77	0	0	0	77	0	0	0	0	0	0	0
GRACE COL OF THE BIBLE	109	0	0	0	109	0	0	0	0	0	0	0
GRADUATE THEOL UNION	73	0	0	0	73	0	0	0	0	0	0	0
GREAT LAKES BIBLE COLLEGE	120	0	0	0	120	0	0	0	0	0	0	0
HEBREW THEOLOGICAL COL	12	0	0	0	12	0	0	0	0	0	0	0
HELLENIC COL HOLY CROSS	115	0	0	0	46	0	0	69	0	0	0	0
ILIFF SCHOOL OF THEOLOGY	17	0	0	0	17	0	0	0	0	0	0	0
IMMAC CONCEPTION SEM (NJ)	15	0	0	0	15	0	0	0	0	0	0	0
INTERDENOMINA THEOL CTR	68	0	0	0	68	0	0	0	0	0	0	0
INTERMOUNTAIN BIBLE COL	35	0	0	0	35	0	0	0	0	0	0	0
JOHNSON BIBLE COLLEGE	258	0	0	0	258	0	0	0	0	0	0	0
KENTUCKY CHRISTIAN COL	490	0	0	0	490	0	0	0	0	0	0	0
LANCASTER BIBLE COLLEGE	212	0	0	0	212	0	0	0	0	0	0	0
LANCASTER THEOLOGICAL SEM	5	0	0	0	5	0	0	0	0	0	0	0
LINCOLN CHRISTIAN COL	175	0	0	0	175	0	0	0	0	0	0	0
LOUISVILLE PRES THEOL SEM	27	0	0	0	27	0	0	0	0	0	0	0
LUTHER THEOL SEMINARY	56	0	0	0	56	0	0	0	0	0	0	0
LUTHERAN BIBLE INST SEAT	77	0	0	0	77	0	0	0	0	0	0	0
LUTHERAN SCH OF THEOLOGY	11	0	0	0	11	0	0	0	0	0	0	0
LUTHERAN THEOL SEM-GETTYS	20	0	0	0	20	0	0	0	0	0	0	0
MANHATTAN CHRISTIAN COL	181	0	0	0	181	0	0	0	0	0	0	0
MCCORMICK THEOL SEM	32	0	0	0	32	0	0	0	0	0	0	0
MELODYLAND SCH OF THEOL	5	0	0	0	5	0	0	0	0	0	0	0
METHODIST THEOL SCH OHIO	37	0	0	0	37	0	0	0	0	0	0	0
MIAMI CHRISTIAN COLLEGE	112	0	0	0	112	0	0	0	0	0	0	0
MID-SOUTH BIBLE COLLEGE	148	0	0	0	148	0	0	0	0	0	0	0
MIDWEST CHRISTIAN COLLEGE	50	0	0	0	50	0	0	0	0	0	0	0
MULTNOMAH SCHOOL OF BIBLE	181	0	0	0	181	0	0	0	0	0	0	0
NAZARENE THEOLOGICAL SEM	7	0	0	0	7	0	0	0	0	0	0	0
NEBRASKA CHRISTIAN COL	85	0	0	0	85	0	0	0	0	0	0	0
NER ISRAEL RABBINICAL COL	97	0	0	0	97	0	0	0	0	0	0	0
NORTH CENTRAL BIBLE COL	517	0	0	0	517	0	0	0	0	0	0	0
NORTHEASTERN BIBLE COL	119	0	0	0	119	0	0	0	0	0	0	0
NORTHERN BAPT THEOL SEM	12	0	0	0	12	0	0	0	0	0	0	0
NORTHWEST BIBLE COL	194	0	0	0	194	0	0	0	0	0	0	0
NORTHWEST CHRISTIAN COL	137	0	0	0	137	0	0	0	0	0	0	0
NORTHWESTERN COL (MI)	83	0	0	0	83	0	0	0	0	0	0	0
NORTHWESTN LUTH THEOL SEM	13	0	0	0	13	0	0	0	0	0	0	0
NOTRE DAME SEM SCH THEOL	21	0	0	0	21	0	0	0	0	0	0	0
NM COL ASSEMBLIES OF GOD	255	0	0	0	255	0	0	0	0	0	0	0
NYACK COLLEGE	311	0	0	0	311	0	0	0	0	0	0	0
OBLATE COL OF SOUTHWEST	5	0	0	0	5	0	0	0	0	0	0	0
OPEN BIBLE COLLEGE	61	0	0	0	61	0	0	0	0	0	0	0
PACIFIC LUTHERAN THEO SEM	12	0	0	0	12	0	0	0	0	0	0	0
PACIFIC SCH OF RELIGION	66	0	0	0	66	0	0	0	0	0	0	0
PATTEN COLLEGE	31	0	0	0	31	0	0	0	0	0	0	0
PHILA COL OF THE BIBLE	353	0	0	0	353	0	0	0	0	0	0	0
PLATTE VALLEY BIBLE COL	6	0	0	0	6	0	0	0	0	0	0	0
PONTIFICAL COL JOSEPHINUM	71	0	0	0	71	0	0	0	0	0	0	0
PRES SCH OF CHRISTIAN ED	12	0	0	0	12	0	0	0	0	0	0	0
PRINCETON THEOL SEM	54	0	0	0	54	0	0	0	0	0	0	0
PUGET SND COL OF BIBLE	65	0	0	0	65	0	0	0	0	0	0	0
RABBINICAL C OF AMERICA	283	0	0	0	283	0	0	0	0	0	0	0
RABBINICAL COL OF TELSHE	211	0	0	0	211	0	0	0	0	0	0	0
RABBINICAL ACAD M R BERLIN	617	0	0	0	617	0	0	0	0	0	0	0
REFORMED BIBLE COLLEGE	85	0	0	0	85	0	0	0	0	0	0	0
SACRED HEART SEMINARY COL	16	0	0	0	16	0	0	0	0	0	0	0
SAINT LOUIS RABBINICAL C	38	0	0	0	38	0	0	0	0	0	0	0
SAINT VINCENT SEMINARY	642	0	0	0	642	0	0	0	0	0	0	0
SAN JOSE BIBLE COLLEGE	75	0	0	0	75	0	0	0	0	0	0	0
SCH OF THEOLOGY CLAREMONT	37	0	0	0	37	0	0	0	0	0	0	0
SESTRN COL-ASSEMB OF GOD	817	0	0	0	817	0	0	0	0	0	0	0
SOUTHEASTERN BAPTIST COL	14	0	0	0	14	0	0	0	0	0	0	0
SOUTHEASTERN BIBLE COL	63	0	0	0	63	0	0	0	0	0	0	0
SOUTHERN BIBLE COLLEGE	74	0	0	0	74	0	0	0	0	0	0	0
SOUTHWESTN ASSEMB GOD COL	398	0	0	0	398	0	0	0	0	0	0	0
SPERTUS COLL OF JUDAICA	79	0	0	0	79	0	0	0	0	0	0	0
ST CHARLES BORROMEO SEM	25	0	0	0	25	0	0	0	0	0	0	0

SEE FOOTNOTES AT END OF TABLE

TABLE B-38. -- FEDERAL OBLIGATIONS TO UNIVERSITIES AND COLLEGES
BY CATEGORY OF INSTITUTION AND AGENCY: FY 1982

--CONTINUED

(DOLLARS IN THOUSANDS)

INSTITUTIONAL CATEGORY AND INSTITUTION 1/	TOTAL	USDA	COM	DOD	ED	DOE	EPA	HHS	INT	NASA	NSF	OTHER*
CATEGORY D-1., CONTINUED												
ST JOHN VIANNEY COL SEM	36	0	0	0	36	0	0	0	0	0	0	0
ST JOHN'S SEMINARY	44	0	0	0	44	0	0	0	0	0	0	0
ST LOUIS CHRISTIAN COLL	62	0	0	0	62	0	0	0	0	0	0	0
ST MARY'S SEM & UNIV	22	0	0	0	22	0	0	0	0	0	0	0
ST MEINRAD SCH - THEOLOGY	29	0	0	0	29	0	0	0	0	0	0	0
ST PAUL SEMINARY	11	0	0	0	11	0	0	0	0	0	0	0
ST THOMAS SEMINARY	34	0	0	0	34	0	0	0	0	0	0	0
SNSTRN BAPTIST BIBLE COL	77	0	0	0	77	0	0	0	0	0	0	0
TALMUDIC COL OF FLORIDA	79	0	0	0	79	0	0	0	0	0	0	0
TALMUDICAL INST CTRL JERS	52	0	0	0	52	0	0	0	0	0	0	0
TALMUDICAL YESHIVA PHILA	74	0	0	0	74	0	0	0	0	0	0	0
TOCCOA FALLS COLLEGE	651	0	0	0	651	0	0	0	0	0	0	0
TRINITY BIBLE INSTITUTE	354	0	0	0	354	0	0	0	0	0	0	0
TRINITY EVANGEL DIV SCHL	11	0	0	0	11	0	0	0	0	0	0	0
TRINITY LUTHERAN SEMINARY	113	0	0	0	113	0	0	0	0	0	0	0
UNION THEOL SEMINARY (NY)	79	0	0	0	79	0	0	0	0	0	0	0
UNITED THEOL SEM (OH)	109	0	0	0	109	0	0	0	0	0	0	0
UNITED WESLEYAN COLLEGE	200	0	0	0	200	0	0	0	0	0	0	0
VALLEY FORGE CHRIST COL	250	0	0	0	250	0	0	0	0	0	0	0
VENNARD COLLEGE	104	0	0	0	104	0	0	0	0	0	0	0
MARTBURG THEOL SEM	19	0	0	0	19	0	0	0	0	0	0	0
WASH BIBLE COLLEGE	196	0	0	0	196	0	0	0	0	0	0	0
WESLEY COLLEGE	71	0	0	0	71	0	0	0	0	0	0	0
WEST COAST BIBLE COLLEGE	163	0	0	0	163	0	0	0	0	0	0	0
WESTERN BAPTIST COLLEGE	134	0	0	0	134	0	0	0	0	0	0	0
WESTERN BIBLE INSTITUTE	64	0	0	0	64	0	0	0	0	0	0	0
WILLIAM TYNDALE COLLEGE	31	0	0	0	31	0	0	0	0	0	0	0
YESHIVA KRLN STLN BETH	123	0	0	0	123	0	0	0	0	0	0	0
YESHIVA T CHAIM TAL SEM	19	0	0	0	19	0	0	0	0	0	0	0
YESHIVATH BETH MOSHE	86	0	0	0	86	0	0	0	0	0	0	0
CATEGORY D-2.												
MEDICAL, TOTAL	480,276	3,256	342	9,900	8,027	3,207	3,519	442,906	33	2,051	6,846	189
ALBANY MEDICAL COLLEGE	8,268	0	0	817	24	0	154	7,273	0	0	0	0
BAYLOR COL OF DENTISTRY	201	0	0	26	0	0	0	175	0	0	0	0
BAYLOR COL OF MEDICINE	40,588	2,991	496	1,033	2,168	0	313	33,198	0	375	414	0
CHICAGO COL OF OSTEO MED	387	0	0	0	40	0	0	347	0	0	0	0
COL OF MED & DENT OF N J	14,857	0	0	454	294	0	120	13,348	0	0	641	0
COL OF OSTEO MED & SURG	830	0	0	0	24	0	0	806	0	0	0	0
COL OSTEO MED OF PACIFIC	750	0	0	0	5	0	0	745	0	0	0	0
CUNY MT SINAI SCH OF MED	22,617	0	0	0	24	0	0	22,022	0	0	0	0
DREX POST-GRAD MED SCHOOL	71	0	0	0	0	0	136	71	0	0	435	0
EASTERN VA MEDICAL SCHOOL	1,798	0	0	0	12	0	0	1,631	0	0	11	144
HANNEMANN MED COL & HOSP	8,109	0	0	316	294	40	0	7,438	0	10	11	0
KIRKSVILLE COL OSTEO MED	1,026	0	0	0	0	0	0	1,026	0	0	0	0
LOMA LINDA UNIVERSITY	6,214	0	0	24	1,283	0	0	4,894	13	0	0	0
MED COL OF OHIO AT TOLEDO	5,516	0	0	753	24	0	517	4,088	0	0	134	0
MED UNIV OF SO CAROLINA	9,709	0	246	0	208	0	475	8,283	0	0	497	0
MEDICAL COL OF GEORGIA	7,507	0	0	166	244	0	0	6,937	0	0	160	0
MEDICAL COLLEGE OF WIS	9,535	0	0	136	0	0	0	9,123	0	58	169	0
MEHARRY MEDICAL COLLEGE	11,795	0	0	0	89	0	22	11,684	0	0	0	0
NE OHIO UNIVS MED SCHOOL	1,273	0	0	0	11	0	0	1,262	0	0	0	0
NEW YORK MEDICAL COLLEGE	5,463	0	0	0	13	113	0	5,307	0	0	30	0
OKLA COL OSTEO MED & SURG	143	0	0	0	34	0	0	109	0	0	0	0
PHILA COL OSTEOPATHIC MED	1,247	0	0	0	40	0	0	1,207	0	0	0	0
RUSH UNIVERSITY	5,433	0	0	0	194	0	0	5,239	0	0	0	0
SUNY DOWNSTATE MED CTR	8,787	0	0	68	314	0	0	8,299	0	50	56	0
SUNY UPSTATE MEDICAL CTR	5,605	0	0	0	0	0	0	5,503	0	0	102	0
TEXAS COL OF OSTEO MED	687	0	0	0	98	0	0	589	0	0	0	0
THE MEDICAL COL OF PENNA	3,782	0	0	76	72	0	0	3,476	0	0	158	0
THE OREG HLTH SCI UNIV	33,744	0	0	98	0	0	0	33,559	0	41	46	0
THOMAS JEFFERSON UNIV	8,710	0	0	0	436	0	0	8,274	0	0	0	0
U HLTH SCI/CHCGO MED SCH	2,166	0	0	86	5	0	0	2,075	0	0	0	0
U MASS MED SCHL WORCESTER	10,631	0	0	260	0	0	71	9,840	0	0	460	0
U OF ARKANSAS MED SCI CAM	3,272	0	0	0	0	0	0	3,239	0	0	33	0
U OF NEB MED CTR AT OMAHA	5,028	0	0	0	763	0	0	4,100	0	0	165	0
U TEX HLTH SCI CTR DALLAS	28,169	0	0	0	88	0	0	27,556	0	187	338	0
U TEX HLTH SCI CTR HOUSTN	16,100	0	0	0	34	224	447	14,789	0	185	421	0
U TEX HLTH SCI CTR S ANTO	16,313	0	0	0	109	0	28	15,792	0	85	299	0
U TEX MED BRNCH GALVESTON	12,074	0	0	82	105	0	355	11,122	0	258	152	0
U TEXAS SYSTEM CANCER CTR	15,913	0	0	0	0	0	0	15,898	15	0	0	0
UNIV OF CAL SAN FRANCISCO	84,053	161	0	2,463	5	2,372	95	76,912	5	728	1,312	0
UNIV OF HEALTH SCIENCES	584	0	0	0	7	0	0	577	0	0	0	0
UNIV OF ILL MED CTR CHGO	16,564	0	0	0	291	0	157	16,024	0	0	92	0
UNIV OF MD BALT PROF SCH	26,350	55	0	2,830	363	344	558	21,611	0	39	550	0
UNIV OF P R-MED SCI CMPUS	7,284	0	0	186	0	65	0	6,942	0	0	91	0
UNIV TENN CTR HEALTH SCI	10,923	0	0	26	306	49	0	10,893	0	35	69	45
N VA SCHL OSTEOPATHIC MED	200	0	0	0	6	0	0	194	0	0	0	0
CATEGORY D-3.												
OTHER HEALTH, TOTAL	8,519	0	0	0	6,517	0	91	1,911	0	0	0	0
ALBANY COL OF PHARMACY	259	0	0	0	259	0	0	0	0	0	0	0
ALVERNO COLLEGE	326	0	0	0	326	0	0	0	0	0	0	0
CAL COL OF PODIATRIC MED	241	0	0	0	81	0	0	160	0	0	0	0
CLEVELAND CHIRO COLLEGE	52	0	0	0	52	0	0	0	0	0	0	0
COLLEGE OF ST FRANCIS	228	0	0	0	228	0	0	0	0	0	0	0
COLLEGE OF ST MARY	631	0	0	0	631	0	0	0	0	0	0	0

SEE FOOTNOTES AT END OF TABLE

TABLE B-38. -- FEDERAL OBLIGATIONS TO UNIVERSITIES AND COLLEGES
BY CATEGORY OF INSTITUTION AND AGENCY: FY 1982

(DOLLARS. IN THOUSANDS)

INSTITUTIONAL CATEGORY AND INSTITUTION 1/ CATEGORY D-3., CONTINUED	TOTAL	USDA	COM	DOD	ED	DOE	EPA	HHS	INT	NASA	NSF	OTHER*
COLLEGE OF ST TERESA	486	0	0	0	486	0	0	0	0	0	0	0
D'YOUVILLE COLLEGE	1,074	0	0	0	1,052	0	0	22	0	0	0	0
ILLINOIS COL OF OPTOMETRY	73	0	0	0	35	0	0	38	0	0	0	0
LOGAN COL OF CHIROPRACTIC	51	0	0	0	51	0	0	0	0	0	0	0
MASS COL PHAR/ALLIED HLTH	366	0	0	0	366	0	0	0	0	0	0	0
MOBILE COLLEGE	418	0	0	0	418	0	0	0	0	0	0	0
MOLLOY COLLEGE	387	0	0	0	376	0	0	11	0	0	0	0
N E COL OF OPTOMETRY	66	0	0	0	51	0	0	15	0	0	0	0
N Y COL OF PODIATRIC MED	270	0	0	0	8	0	0	262	0	0	0	0
NAT COL OF CHIROPRACTIC	91	0	0	0	91	0	0	0	0	0	0	0
NAZARETH COLLEGE	240	0	0	0	178	0	0	62	0	0	0	0
NEW YORK CHIROPRACTIC COL	94	0	0	0	94	0	0	0	0	0	0	0
NORTHSTRN COL OF CHIRO	16	0	0	0	16	0	0	0	0	0	0	0
OHIO COL OF PODIATRIC MED	451	0	0	0	95	0	0	356	0	0	0	0
PALMER COL OF CHIROPRACTIC	29	0	0	0	29	0	0	0	0	0	0	0
PASADENA COL OF CHIROPRACTIC	20	0	0	0	20	0	0	0	0	0	0	0
PENN COL OF PODIATRIC MED	688	0	0	0	110	0	0	578	0	0	0	0
PHILA COL OF PHARM & SCI	368	0	0	0	267	0	0	101	0	0	0	0
SOUTHERN CAL COL OPTMTRY	19	0	0	0	19	0	0	0	0	0	0	0
SOUTHERN COL OF OPTOMETRY	53	0	0	0	53	0	0	0	0	0	0	0
ST JOSEPH'S COLLEGE	296	0	0	0	296	0	0	0	0	0	0	0
ST LOUIS COL OF PHARMACY	223	0	0	0	223	0	0	0	0	0	0	0
SUNY ST COL OF OPTOMETRY	183	0	0	0	47	0	0	136	0	0	0	0
TEXAS CHIROPRACTIC COL	125	0	0	0	125	0	0	0	0	0	0	0
VILLA MARIA COLLEGE	381	0	0	0	240	0	91	50	0	0	0	0
WM M SCHOLL COLL POD MED	180	0	0	0	60	0	0	120	0	0	0	0
WSTRN STATES CHIOPRCTC C	134	0	0	0	134	0	0	0	0	0	0	0
CATEGORY D-4. ENGINEERING, TOTAL	84,644	92	193	49,798	15,334	2,099	890	2,701	2,284	2,856	7,684	713
CAPITOL INST OF TECH	308	0	0	0	308	0	0	0	0	0	0	0
CHILDRENS HOSP SCH MED TEC	86	0	0	0	86	0	0	0	0	0	0	0
CLARKSON COLLEGE OF TECH	3,362	0	0	457	1,174	188	100	58	0	304	1,081	0
CNTRL NEW ENGLAND C TECH	520	0	0	0	520	0	0	0	0	0	0	0
COGSWELL COLLEGE	170	0	0	0	170	0	0	0	0	0	0	0
COLORADO SCHOOL OF MINES	2,440	0	64	840	349	331	10	0	350	46	450	0
DESERT RESEARCH INSTITUTE	920	0	0	0	0	0	0	110	0	303	507	0
DEVRY INST OF TECH (AZ)	1,423	0	0	0	1,423	0	0	0	0	0	0	0
DEVRY INSTITUTE OF TECH	2,787	0	0	0	2,787	0	0	0	0	0	0	0
GEORGIA INSTITUTE OF TECH	50,370	22	120	42,239	0	950	381	1,933	280	1,461	2,562	422
HARVEY MUDD COLLEGE	588	0	0	51	439	0	0	0	0	12	86	0
LE TOURNEAU COLLEGE	536	0	0	0	536	0	0	0	0	0	0	0
MIDWEST COLLEGE OF ENG	8	0	0	0	5	0	0	0	0	0	0	3
MONT COL MINRL SCI & TECH	770	0	0	0	458	143	0	0	150	0	19	0
N J INST OF TECHNOLOGY	508	0	9	0	0	12	145	84	0	0	255	3
NORTHROP UNIVERSITY	231	0	0	0	194	0	0	0	0	0	37	0
NY ST CERAMICS-ALFRED U	1	0	0	0	1	0	0	0	0	0	0	0
POLYTECH UNIV OF P R	403	0	0	0	403	0	0	0	0	0	0	0
POLYTECHNIC INST OF N Y	5,679	0	0	2,521	1,528	165	55	125	0	167	920	198
ROSE-HULMAN INST OF TECH	370	0	0	0	370	0	0	0	0	0	0	0
S DAK SCH MINES & TECH	1,622	0	0	20	697	67	70	0	200	112	456	0
SPRING GARDEN COLLEGE	322	0	0	0	322	0	0	0	0	0	0	0
STEVENS INSTITUTE OF TECH	4,333	0	0	2,456	1,329	85	0	129	0	55	232	47
UNIV OF MISSOURI ROLLA	4,718	0	0	869	1,315	105	3	83	1,194	318	831	0
HEBB INST OF NAVAL ARCH	112	0	0	72	0	0	0	0	0	0	0	40
WORCESTER POLY INSTITUTE	2,057	70	0	273	920	53	126	289	0	78	248	0
CATEGORY D-5. BUSINESS & MANAGEMENT, TOTAL	29,121	0	0	0	28,091	509	0	74	0	0	407	40
AMER GR SCH INTL MANAGMT	15	0	0	0	15	0	0	0	0	0	0	0
ARMSTRONG COLLEGE	40	0	0	0	40	0	0	0	0	0	0	0
BABSON COLLEGE	259	0	0	0	249	0	0	0	0	0	10	0
BARBER-SCOTIA COLLEGE	824	0	0	0	824	0	0	0	0	0	0	0
BELLARMINE COLLEGE	614	0	0	0	563	0	0	0	0	0	51	0
BENTLEY COLLEGE	1,508	0	0	0	1,469	0	0	0	0	0	0	39
BLOOMFIELD COLLEGE	1,232	0	0	0	1,232	0	0	0	0	0	0	0
BRYANT COL OF BUS ADMIN	1,114	0	0	0	1,114	0	0	0	0	0	0	0
CITY COLLEGE	129	0	0	0	129	0	0	0	0	0	0	0
CEARY COLLEGE	158	0	0	0	158	0	0	0	0	0	0	0
COL OF INSURANCE	85	0	0	0	85	0	0	0	0	0	0	0
CUNY BERNARD BARUCH COL	754	0	0	0	623	0	0	74	0	0	57	0
DANIEL WEBSTER COLLEGE	223	0	0	0	223	0	0	0	0	0	0	0
DETROIT COL OF BUS ADMIN	955	0	0	0	955	0	0	0	0	0	0	0
DYKE COLLEGE	1,149	0	0	0	1,149	0	0	0	0	0	0	0
FORT LAUDERDALE UNIV	875	0	0	0	875	0	0	0	0	0	0	0
FRANKLIN UNIVERSITY	462	0	0	0	462	0	0	0	0	0	0	0
GOLDEY BEACON COLLEGE	302	0	0	0	302	0	0	0	0	0	0	0
HARTFORD GRADUATE CENTER	277	0	0	0	58	0	0	0	0	0	219	0
HAWAII PACIFIC COLLEGE	781	0	0	0	781	0	0	0	0	0	0	0
MUSSON COLLEGE	999	0	0	0	999	0	0	0	0	0	0	0
JOHNSON & WALES COLLEGE	2,394	0	0	0	2,394	0	0	0	0	0	0	0
JONES COLLEGE	665	0	0	0	665	0	0	0	0	0	0	0
LIMESTONE COLLEGE	512	0	0	0	512	0	0	0	0	0	0	0
NATHANIEL HAWTHORNE COL	209	0	0	0	209	0	0	0	0	0	0	0
NATIONAL COLLEGE	1,332	0	0	0	1,332	0	0	0	0	0	0	0
NATIONAL UNIVERSITY	479	0	0	0	479	0	0	0	0	0	0	0

SEE FOOTNOTES AT END OF TABLE

TABLE B-38. -- FEDERAL OBLIGATIONS TO UNIVERSITIES AND COLLEGES
BY CATEGORY OF INSTITUTION AND AGENCY: FY 1982

-CONTINUED

(DOLLARS IN THOUSANDS)

INSTITUTIONAL CATEGORY AND INSTITUTION 1/	TOTAL	USDA	COM	DOD	ED	DOE	EPA	HHS	INT	NASA	NSF	OTHER*
CATEGORY D-5., CONTINUED												
NEW HAMPSHIRE COLLEGE	1,346	0	0	0	1,346	0	0	0	0	0	0	0
NICHOLS COLLEGE	226	0	0	0	226	0	0	0	0	0	0	0
PACIFIC CHRISTIAN COLLEGE	142	0	0	0	142	0	0	0	0	0	0	0
PHILA COL OF TEXT & SCI	932	0	0	0	932	0	0	0	0	0	0	0
RIDER COLLEGE	1,247	0	0	0	1,247	0	0	0	0	0	0	0
ROBERT MORRIS COLLEGE	1,015	0	0	0	1,015	0	0	0	0	0	0	0
ROCKHURST COLLEGE	909	0	0	0	909	0	0	0	0	0	0	0
SOUTHEASTERN UNIVERSITY	305	0	0	0	304	0	0	0	0	0	0	1
STEED COLLEGE	343	0	0	0	343	0	0	0	0	0	0	0
TAMPA COLLEGE	1,151	0	0	0	1,151	0	0	0	0	0	0	0
THOMAS COLLEGE	501	0	0	0	501	0	0	0	0	0	0	0
U OF HOUSTON DOWNTOWN COL	1,063	0	0	0	554	509	0	0	0	0	0	0
UNIVERSITY OF PHOENIX	70	0	0	0	70	0	0	0	0	0	0	0
UNIVERSITY OF REDLANDS	582	0	0	0	512	0	0	0	0	0	70	0
WALSH COL ACCTG&BUS ADMIN	58	0	0	0	58	0	0	0	0	0	0	0
WAYLAND BAPTIST COLLEGE	634	0	0	0	634	0	0	0	0	0	0	0
WOODBURY UNIVERSITY	251	0	0	0	251	0	0	0	0	0	0	0
CATEGORY D-6.												
ART, MUSIC, DESIGN, TOTAL	12,367	0	0	0	12,367	0	0	0	0	0	0	0
ACADEMY OF ART	405	0	0	0	405	0	0	0	0	0	0	0
AMER CONSERV OF MUSIC	110	0	0	0	110	0	0	0	0	0	0	0
ART CTR COL OF DESIGN	216	0	0	0	216	0	0	0	0	0	0	0
BERKLEE COLLEGE OF MUSIC	1,122	0	0	0	1,122	0	0	0	0	0	0	0
BOSTON CONSERV OF MUSIC	222	0	0	0	222	0	0	0	0	0	0	0
CAL COL OF ARTS & CRAFTS	404	0	0	0	404	0	0	0	0	0	0	0
CALIF INST OF THE ARTS	669	0	0	0	669	0	0	0	0	0	0	0
CLEVELAND INST OF ART	400	0	0	0	400	0	0	0	0	0	0	0
CLEVELAND INST OF MUSIC	101	0	0	0	101	0	0	0	0	0	0	0
COLUMBUS COL ART & DESIGN	474	0	0	0	474	0	0	0	0	0	0	0
CORCORAN SCHOOL OF ART	162	0	0	0	162	0	0	0	0	0	0	0
CORNISH INSTITUTE	704	0	0	0	704	0	0	0	0	0	0	0
CRANBROOK ACAD OF ART	59	0	0	0	59	0	0	0	0	0	0	0
JUILLIARD SCHOOL	393	0	0	0	393	0	0	0	0	0	0	0
KANSAS CITY ART INST	329	0	0	0	329	0	0	0	0	0	0	0
LOUISVILLE SCHL OF ART	52	0	0	0	52	0	0	0	0	0	0	0
MANHATTAN SCH OF MUSIC	176	0	0	0	176	0	0	0	0	0	0	0
MANNES COL OF MUSIC	97	0	0	0	97	0	0	0	0	0	0	0
MARYLAND INST COL OF ART	728	0	0	0	728	0	0	0	0	0	0	0
MOORE COL OF ART	290	0	0	0	290	0	0	0	0	0	0	0
N C SCHOOL OF THE ARTS	193	0	0	0	193	0	0	0	0	0	0	0
NEW ENGL CONSERV OF MUSIC	450	0	0	0	450	0	0	0	0	0	0	0
NEW SCHOOL OF MUSIC	35	0	0	0	35	0	0	0	0	0	0	0
OTIS ART INST LA COUNTY	227	0	0	0	227	0	0	0	0	0	0	0
PACIFIC NW COLLEGE OF ART	124	0	0	0	124	0	0	0	0	0	0	0
PEABODY INST-J HOPKINS U	46	0	0	0	46	0	0	0	0	0	0	0
PHILA COL PERFORMG ARTS	229	0	0	0	229	0	0	0	0	0	0	0
PHILADELPHIA COL OF ART	805	0	0	0	805	0	0	0	0	0	0	0
RHODE ISLAND SCH DESIGN	740	0	0	0	740	0	0	0	0	0	0	0
RINGLING SCH ART & DESIGN	177	0	0	0	177	0	0	0	0	0	0	0
SAN FRANCISCO ART INST	434	0	0	0	434	0	0	0	0	0	0	0
SAN FRANCISCO CONSV MUSIC	71	0	0	0	71	0	0	0	0	0	0	0
SCH-MUSEUM FINE ARTS-BOST	304	0	0	0	304	0	0	0	0	0	0	0
SCHOOLS OF THE ART INST	735	0	0	0	735	0	0	0	0	0	0	0
SOCIETY OF ARTS & CRAFTS	293	0	0	0	293	0	0	0	0	0	0	0
ST LOUIS CONS OF MUSIC	26	0	0	0	26	0	0	0	0	0	0	0
SHAWN SCH OF DESIGN	158	0	0	0	158	0	0	0	0	0	0	0
WESTMINSTER CHOIR COL	207	0	0	0	207	0	0	0	0	0	0	0
CATEGORY D-7.												
LAW, TOTAL	1,662	0	0	0	1,660	0	0	0	0	0	0	2
ALBANY LAW SCHOOL	16	0	0	0	16	0	0	0	0	0	0	0
BROOKLYN LAW SCHOOL	8	0	0	0	8	0	0	0	0	0	0	0
CAL WESTERN SCHOOL OF LAW	50	0	0	0	48	0	0	0	0	0	0	2
DETROIT COL OF LAW	1	0	0	0	1	0	0	0	0	0	0	0
DICKINSON SCHOOL OF LAW	1	0	0	0	1	0	0	0	0	0	0	0
LINCOLN UNIVERSITY (CAL)	15	0	0	0	15	0	0	0	0	0	0	0
NEW ENGLAND SCHOOL OF LAW	128	0	0	0	128	0	0	0	0	0	0	0
NEW YORK LAW SCHOOL	141	0	0	0	141	0	0	0	0	0	0	0
SAN FERNANDO VAL COL LAW	31	0	0	0	31	0	0	0	0	0	0	0
SOUTH TEXAS COL OF LAW	670	0	0	0	670	0	0	0	0	0	0	0
SOUTHWESTERN U SCH OF LAW	55	0	0	0	55	0	0	0	0	0	0	0
UNIV OF WEST LOS ANGELES	9	0	0	0	9	0	0	0	0	0	0	0
VERMONT LAW SCHOOL	106	0	0	0	106	0	0	0	0	0	0	0
WESTRN ST U C LAW SYS OFF	246	0	0	0	246	0	0	0	0	0	0	0
WM MITCHELL COL OF LAW	50	0	0	0	50	0	0	0	0	0	0	0
WSTRN ST U COL LAW S DIEG	135	0	0	0	135	0	0	0	0	0	0	0
CATEGORY D-8.												
EDUCATION, TOTAL	18,985	0	0	0	18,275	23	4	549	0	0	134	0
BANK STREET COL OF ED	2,590	0	0	0	2,590	0	0	0	0	0	0	0
BEAVER COLLEGE	343	0	0	0	343	0	0	0	0	0	0	0
CARIBBEAN UNIVERSITY COL	2,924	0	0	0	2,924	0	0	0	0	0	0	0
CLEARWATER CHRISTIAN COL	98	0	0	0	98	0	0	0	0	0	0	0
COL OF ST JOSEPH THE PROV	408	0	0	0	408	0	0	0	0	0	0	0
COLUMBIA U TEACHERS COL	2,313	0	0	0	1,630	0	0	549	0	0	134	0

SEE FOOTNOTES AT END OF TABLE



TABLE B-38. -- FEDERAL OBLIGATIONS TO UNIVERSITIES AND COLLEGES BY CATEGORY OF INSTITUTION AND AGENCY: FY 1982

-CONTINUED

(DOLLARS IN THOUSANDS)

INSTITUTIONAL CATEGORY AND INSTITUTION 1/ CATEGORY D-8., CONTINUED	TOTAL	USDA	COM	DOD	ED	DOE	EPA	HHS	INT	NASA	NSF	OTHER*
CONCORDIA COLLEGE	231	0	0	0	231	0	0	0	0	0	0	0
CONCORDIA TEACHERS COL	561	0	0	0	561	0	0	0	0	0	0	0
CONSV OF MUSIC OF P R	37	0	0	0	37	0	0	0	0	0	0	0
DR MARTIN LUTHER COLLEGE	255	0	0	0	255	0	0	0	0	0	0	0
HARRIS STOWE STATE COL	652	0	0	0	652	0	0	0	0	0	0	0
LESLEY COLLEGE	591	0	0	0	591	0	0	0	0	0	0	0
NATIONAL COLLEGE OF EDUC	1,420	0	0	0	1,420	0	0	0	0	0	0	0
NAZARETH COL OF ROCHESTER	667	0	0	0	667	0	0	0	0	0	0	0
UNION COLLEGE	683	0	0	0	660	23	0	0	0	0	0	0
UNIV OF MAINE, FARMINGTON	1,591	0	0	0	1,591	0	0	0	0	0	0	0
VANDERCOOK COL OF MUSIC	6	0	0	0	6	0	0	0	0	0	0	0
W VA COL OF GRAD STUDIES	10	0	0	0	6	0	4	0	0	0	0	0
WESTERN MONTANA COLLEGE	418	0	0	0	418	0	0	0	0	0	0	0
WESTERN OREGON STATE COLL	2,497	0	0	0	2,497	0	0	0	0	0	0	0
WHELOCK COLLEGE	690	0	0	0	690	0	0	0	0	0	0	0
CATEGORY D-10. OTHER SPECIALIZED OR PROFESSIONAL, TOTAL	37,657	0	1,974	12,802	1,697	947	405	652	731	789	17,660	0
A ADLER INST OF CHICAGO	1	0	0	0	1	0	0	0	0	0	0	0
ALASKA PACIFIC UNIVERSITY	78	0	0	0	75	0	0	0	0	0	0	0
BORROMEO COLLEGE OF OHIO	36	0	0	0	36	0	0	0	0	0	0	0
CAL SCH PROF PSYCH-BERKLY	48	0	0	0	48	0	0	0	0	0	0	0
CAL SCH PROF PSYCH-FRESNO	1	0	0	0	1	0	0	0	0	0	0	0
CAL SCH PROF PSYCH-S D	1	0	0	0	1	0	0	0	0	0	0	0
CAL SCH PROF PSYCH-SYS OF	1	0	0	0	1	0	0	0	0	0	0	0
CALIF INST ASIAN STUDIES	13	0	0	0	13	0	0	0	0	0	0	0
CARDINAL GLENNON COL	25	0	0	0	25	0	0	0	0	0	0	0
CARIBBEAN CTR FOR ADV STD	1	0	0	0	1	0	0	0	0	0	0	0
COLEMAN COLLEGE	36	0	0	0	36	0	0	0	0	0	0	0
COLLEGE FOR HUMAN SERVICE	784	0	0	0	753	0	0	31	0	0	0	0
CONCEPTION SEM COLLEGE	50	0	0	0	50	0	0	0	0	0	0	0
DON BOSCO COLLEGE	28	0	0	0	28	0	0	0	0	0	0	0
DROPSIE UNIVERSITY	11	0	0	0	11	0	0	0	0	0	0	0
GRACE BIBLE COLLEGE	102	0	0	0	102	0	0	0	0	0	0	0
HILLSDALE F-W-BAPTIST COL	122	0	0	0	122	0	0	0	0	0	0	0
HOLY APOSTLES COLLEGE	28	0	0	0	28	0	0	0	0	0	0	0
HOLY REDEEMER COLLEGE	14	0	0	0	14	0	0	0	0	0	0	0
INSTITUTE PAPER CHEMISTRY	45	0	44	0	1	0	0	0	0	0	0	0
MENLO COLLEGE	83	0	0	0	83	0	0	0	0	0	0	0
OREGON GRADUATE CENTER	1,424	0	0	210	1	0	0	0	0	0	0	0
SEMINARY OF ST PIUS X	58	0	0	0	58	0	76	452	0	280	405	0
ST ALPHONSUS COLLEGE	24	0	0	0	24	0	0	0	0	0	0	0
THE WRIGHT INSTITUTE	176	0	0	0	23	0	0	153	0	0	0	0
TIFFIN UNIVERSITY	130	0	0	0	130	0	0	0	0	0	0	0
U OF MD CENTER FOR EES	138	0	0	0	0	126	0	0	12	0	0	0
WADHAMS HALL	31	0	0	0	31	0	0	0	0	0	0	0
WOODS HOLE SCNGRPHIC INST	34,168	0	1,930	12,592	0	821	329	16	719	506	17,255	0
CATEGORY D-11. UNIV AND OTHER 4-YEAR (NEW), TOTAL	13,893	0	0	0	13,059	0	0	807	0	0	27	0
ABILENE CHRIST U DALLAS	1	0	0	0	1	0	0	0	0	0	0	0
ARLINGTON BAPTIST COLL	92	0	0	0	92	0	0	0	0	0	0	0
BAPTIST BIBLE INSTITUTE	262	0	0	0	262	0	0	0	0	0	0	0
BOSTON ARCHITECTURAL CTR	1	0	0	0	1	0	0	0	0	0	0	0
BRISK RABBINICAL COLLEGE	16	0	0	0	16	0	0	0	0	0	0	0
CENTER ADV STUD PR&CARIB	15	0	0	0	15	0	0	0	0	0	0	0
COLEGIO UNIV METROPOLITA	11,478	0	0	0	11,478	0	0	0	0	0	0	0
EASTERN CHRISTIAN COLLEGE	33	0	0	0	33	0	0	0	0	0	0	0
EUGENE BIBLE COLLEGE	90	0	0	0	90	0	0	0	0	0	0	0
HADAR H RABBINICAL SEM	271	0	0	0	271	0	0	0	0	0	0	0
NORTHERN CAL COL OF CHIRO	23	0	0	0	23	0	0	0	0	0	0	0
PACIFIC GRAD SCH OF PSYCH	1	0	0	0	1	0	0	0	0	0	0	0
PONCE SCHOOL OF MEDICINE	817	0	0	0	2	0	0	788	0	0	0	0
SHERMAN COL OF CHIROPRACT	72	0	0	0	72	0	0	0	0	0	27	0
SOJOURNER-DOUGLAS COLLEGE	638	0	0	0	638	0	0	0	0	0	0	0
SOUTHEASTERN COL OSTEO	19	0	0	0	0	0	0	19	0	0	0	0
UNIV CTRL CARIBE ESCUELA	5	0	0	0	5	0	0	0	0	0	0	0
WESTERN INTERNATIONAL U	59	0	0	0	59	0	0	0	0	0	0	0
CATEGORY D-12. NON-DEGREE GRANTING, TOTAL	5,072	0	0	0	5,072	0	0	0	0	0	0	0
BETH H S YOSHER INSTITUTE	62	0	0	0	62	0	0	0	0	0	0	0
BETH HATALMUD COL	70	0	0	0	70	0	0	0	0	0	0	0
BETH JACOB HEBR TCHRS COL	871	0	0	0	871	0	0	0	0	0	0	0
CEN YESH TOM THIMIM LUBUZ	321	0	0	0	321	0	0	0	0	0	0	0
GRUSS GIRLS SEMINARY	330	0	0	0	330	0	0	0	0	0	0	0
MOREB SEMINARY	11	0	0	0	11	0	0	0	0	0	0	0
KEHILATH YAKOV RAB SEM	134	0	0	0	134	0	0	0	0	0	0	0
LI SEM JEW STUD WOMEN	39	0	0	0	39	0	0	0	0	0	0	0
MACHZIKEI HADATH RAB COL	88	0	0	0	88	0	0	0	0	0	0	0
MES TOR VODAATH RABIN SEM	156	0	0	0	156	0	0	0	0	0	0	0
MESIVTA ESTH PKMY RAB SEM	77	0	0	0	77	0	0	0	0	0	0	0
MESIVTHA TIFERETH JERU AM	102	0	0	0	102	0	0	0	0	0	0	0
MIRRER YESHIVA CENT INST	379	0	0	0	379	0	0	0	0	0	0	0

SEE FOOTNOTES AT END OF TABLE

TABLE B-3B. --- FEDERAL OBLIGATIONS TO UNIVERSITIES AND COLLEGES
BY CATEGORY OF INSTITUTION AND AGENCY: FY 1982

CONTINUED

(DOLLARS IN THOUSANDS)

INSTITUTIONAL CATEGORY AND INSTITUTION 1/	TOTAL	USDA	COM	DOD	ED	DOE	EPA	HHS	INT	NASA	NSF	OTHER*
CATEGORY D-12.. CONTINUED												
OHR HAMEIR THEOL SEM	30	0	0	0	30	0	0	0	0	0	0	0
RAB COL BOBOVER YESHIVA	406	0	0	0	406	0	0	0	0	0	0	0
RAB SEM BETH HITZCHOK	65	0	0	0	65	0	0	0	0	0	0	0
RABB COL OF KAMENYTZ YESH	44	0	0	0	44	0	0	0	0	0	0	0
RABBINICAL C BETH SHRAGA	37	0	0	0	37	0	0	0	0	0	0	0
RABBINICAL COLLEGE L I	74	0	0	0	74	0	0	0	0	0	0	0
RABBINICAL SEM MKOR CHAIM	61	0	0	0	61	0	0	0	0	0	0	0
RABBINICAL SEM OF AMERICA	88	0	0	0	88	0	0	0	0	0	0	0
RABBINICAL SEM OF MUNKACS	714	0	0	0	714	0	0	0	0	0	0	0
RABBINICAL COL CHSAN SOFER	130	0	0	0	130	0	0	0	0	0	0	0
RABBINICAL SEM ADAS YEREIM	118	0	0	0	118	0	0	0	0	0	0	0
RIKA BREUER TCHRS SEM	32	0	0	0	32	0	0	0	0	0	0	0
SARA SCHENIRER TCHRS SEM	73	0	0	0	73	0	0	0	0	0	0	0
SH'OR YOSHUV RABBINICAL C	89	0	0	0	89	0	0	0	0	0	0	0
TALMUDICAL INST OHOL TORA	243	0	0	0	243	0	0	0	0	0	0	0
TALMUDICAL INST UPST N Y	15	0	0	0	15	0	0	0	0	0	0	0
TELSHE YESHIVA - CHICAGO	82	0	0	0	82	0	0	0	0	0	0	0
YESHIVA OF NITRA RABBIN C	71	0	0	0	71	0	0	0	0	0	0	0
YESHIVA SHAAR HATORAH ITR	37	0	0	0	37	0	0	0	0	0	0	0
YESHIVA UNIV OF L A	23	0	0	0	23	0	0	0	0	0	0	0
CATEGORY E												
2-YEAR INSTITUTIONS, TOTAL	657,296	1,531	0	1,935	649,336	960	866	2,294	18	157	181	18
A.T.E.S. TECHNICAL SCHOOL	150	0	0	0	150	0	0	0	0	0	0	0
ABRAHAM BALDWIN AGRIC COL	1,069	0	0	0	1,069	0	0	0	0	0	0	0
ACADEMY OF AERONAUTICS	1,177	0	0	0	1,177	0	0	0	0	0	0	0
AGUADILLA REGIONAL COL	180	0	0	0	180	0	0	0	0	0	0	0
AIMS COMMUNITY COLLEGE	302	0	0	0	302	0	0	0	0	0	0	0
ALABAMA CHRISTIAN COLLEGE	1,091	0	0	0	1,091	0	0	0	0	0	0	0
ALBANY BUSINESS COLLEGE	524	0	0	0	524	0	0	0	0	0	0	0
ALBANY JUNIOR COLLEGE	682	0	0	0	682	0	0	0	0	0	0	0
ALEXANDER CITY ST JR. COL	673	0	0	0	673	0	0	0	0	0	0	0
ALICE LLOYD COLLEGE	441	0	0	0	441	0	0	0	0	0	0	0
ALLAN HANCOCK COLLEGE	272	0	0	0	272	0	0	0	0	0	0	0
ALLEGANY COMMUNITY COL	802	0	0	0	802	0	0	0	0	0	0	0
ALLEN CO CMTY JUNIOR COL	102	0	0	0	102	0	0	0	0	0	0	0
ALPENA COMMUNITY COLLEGE	1,103	0	0	0	1,103	0	0	0	0	0	0	0
ALVIN COMMUNITY COLLEGE	260	0	0	0	260	0	0	0	0	0	0	0
AMARILLO COLLEGE	592	0	0	0	592	0	0	0	0	0	0	0
AMER ACAD DRAMATIC ARTS-H	100	0	0	0	100	0	0	0	0	0	0	0
AMERICAN ACAD DRAM ARTS	219	0	0	0	219	0	0	0	0	0	0	0
AMERICAN COLLEGE OF P R	3,946	0	0	0	3,946	0	0	0	0	0	0	0
AMERICAN CONSERV THEATRE	52	0	0	0	52	0	0	0	0	0	0	0
AMERICAN RIVER COLLEGE	2,105	0	0	0	2,105	0	0	0	0	0	0	0
AMERICAN SAMOA CMTY COL	915	721	0	0	194	0	0	0	0	0	0	0
ANCILLA DOMINI COLLEGE	53	0	0	0	53	0	0	0	0	0	0	0
ANDERSON COLLEGE	421	0	0	0	421	0	0	0	0	0	0	0
ANDOVER COLLEGE	282	0	0	0	282	0	0	0	0	0	0	0
ANDREW COLLEGE	204	0	0	0	204	0	0	0	0	0	0	0
ANGELINA COLLEGE	291	0	0	0	291	0	0	0	0	0	0	0
ANNE ARUNDEL CMTY COLLEGE	456	0	0	0	456	0	0	0	0	0	0	0
ANOKA-RAMSEY CMTY COLLEGE	502	0	0	0	502	0	0	0	0	0	0	0
ANSON TECHNICAL COLLEGE	33	0	0	0	33	0	0	0	0	0	0	0
ANTELOPE VALLEY COLLEGE	197	0	0	0	197	0	0	0	0	0	0	0
AQUINAS JR COL - MILTON	227	0	0	0	227	0	0	0	0	0	0	0
AQUINAS JUNIOR COLLEGE	73	0	0	0	73	0	0	0	0	0	0	0
ARAPAHOE COMMUNITY COL	453	0	0	0	453	0	0	0	0	0	0	0
ARIZONA WESTERN COLLEGE	1,203	0	0	0	1,203	0	0	0	0	0	0	0
ART INST OF FT LAUDERDALE	459	0	0	0	459	0	0	0	0	0	0	0
ART INST PHILADELPHIA	347	0	0	0	347	0	0	0	0	0	0	0
ART INST PITTSBURGH	888	0	0	0	888	0	0	0	0	0	0	0
ART INSTITUTE OF ATLANTA	451	0	0	0	451	0	0	0	0	0	0	0
ASHEBORO COLLEGE	42	0	0	0	42	0	0	0	0	0	0	0
ASNUNTUCK CC	98	0	0	0	98	0	0	0	0	0	0	0
ATLANTA JR COLLEGE	880	0	0	0	880	0	0	0	0	0	0	0
ATLANTA UNIVERSITY CENTER	67	0	0	0	0	0	67	0	0	0	0	0
ATLANTIC COMMUNITY COL	611	0	0	0	611	0	0	0	0	0	0	0
AUSTIN CMTY COL (MINN)	266	0	0	0	266	0	0	0	0	0	0	0
AUSTIN CMTY COL (TEX)	846	0	0	0	846	0	0	0	0	0	0	0
BACONE COLLEGE	524	0	0	0	524	0	0	0	0	0	0	0
BAINBRIDGE JR COLLEGE	111	0	0	0	111	0	0	0	0	0	0	0
BAKER JR COL OF BUSINESS	469	0	0	0	469	0	0	0	0	0	0	0
BARSTON COLLEGE	150	0	0	0	150	0	0	0	0	0	0	0
BARTON COUNTY CMTY COL	167	0	0	0	167	0	0	0	0	0	0	0
BASIC INSTITUTE OF TECH	118	0	0	0	118	0	0	0	0	0	0	0
BAY DE NOC COMMUNITY COL	512	0	0	0	512	0	0	0	0	0	0	0
BAY PATH JR COLLEGE	224	0	0	0	224	0	0	0	0	0	0	0
BAY STATE JR COL BUSINESS	506	0	0	0	506	0	0	0	0	0	0	0
BAY-VALLEY TECH	585	0	0	0	585	0	0	0	0	0	0	0
BEAL COLLEGE	207	0	0	0	207	0	0	0	0	0	0	0
BEAUFORT TECHNICAL COL	1	0	0	0	1	0	0	0	0	0	0	0
BECKER JR COL - LEICESTER	101	0	0	0	101	0	0	0	0	0	0	0
BECKER JR COL - WORCESTER	635	0	0	0	635	0	0	0	0	0	0	0
BECKLEY COLLEGE	181	0	0	0	181	0	0	0	0	0	0	0
BEE COUNTY COLLEGE	750	0	0	0	750	0	0	0	0	0	0	0
BELLEVILLE AREA COLLEGE	946	0	0	0	946	0	0	0	0	0	0	0
BELLEVUE COMMUNITY COL	436	0	0	0	436	0	0	0	0	0	0	0
BEREAN INSTITUTE	358	0	0	0	358	0	0	0	0	0	0	0

SEE FOOTNOTES AT END OF TABLE

TABLE B-38. -- FEDERAL OBLIGATIONS TO UNIVERSITIES AND COLLEGES
BY CATEGORY OF INSTITUTION AND AGENCY: FY 1982

--CONTINUED

(DOLLARS IN THOUSANDS)

INSTITUTIONAL CATEGORY AND INSTITUTION 1/ CATEGORY E., CONTINUED	TOTAL	USDA	COM	DOD	ED	DOE	EPA	HHS	INT	NASA	NSF	OTHER*
BERGEN COMMUNITY COLLEGE	1,114	0	0	0	1,114	0	0	0	0	0	0	0
BERKELEY SCHOOL - N YORK	451	0	0	0	451	0	0	0	0	0	0	0
BERKSHIRE COMMUNITY COL	533	0	0	0	533	0	0	0	0	0	0	1
BETHANY LUTHERAN COLLEGE	142	0	0	0	142	0	0	0	0	0	0	0
BIG BEND COMMUNITY COL	364	0	0	0	364	0	0	0	0	0	0	0
BISMARCK JUNIOR COLLEGE	480	0	0	0	480	0	0	0	0	0	0	0
BLACK HAWK COLLEGE	1,043	0	0	0	1,043	0	0	0	0	0	0	0
BLACKFEET COMMUNITY COL	301	0	0	0	301	0	0	0	0	0	0	0
BLACKHAWK TECHNICAL INST	1	0	0	0	1	0	0	0	0	0	0	0
BLADEN TECHNICAL INST	161	0	0	0	161	0	0	0	0	0	0	0
BLANTON'S COLLEGE	145	0	0	0	145	0	0	0	0	0	0	0
BLINN COLLEGE	238	0	0	0	238	0	0	0	0	0	0	0
BLISS COLLEGE	5	0	0	0	5	0	0	0	0	0	0	0
BLUE MOUNTAIN CMTY COL	286	0	0	0	286	0	0	0	0	0	0	0
BLUE RIDGE TECHNICAL COL	72	0	0	0	72	0	0	0	0	0	0	0
BOOKER T WASH. BUS COL	219	0	0	0	219	0	0	0	0	0	0	0
BORICUA COLLEGE	1,205	0	0	0	1,205	0	0	0	0	0	0	0
BOSSIER PARISH CMTY COLL	19	0	0	0	19	0	0	0	0	0	0	0
BRAINERD COMMUNITY COL	322	0	0	0	322	0	0	0	0	0	0	0
BRAZOSPORT COLLEGE	111	0	0	0	111	0	0	0	0	0	0	0
BREVARD COLLEGE	217	0	0	0	217	0	0	0	0	0	0	0
BREVARD COMMUNITY COLLEGE	1,282	0	0	0	1,282	0	0	0	0	0	0	0
BREMER STATE JUNIOR COL	438	0	0	0	438	0	0	0	0	0	0	0
BRENTON-PARKER COLLEGE	544	0	0	0	544	0	0	0	0	0	0	0
BRIARWOOD COLLEGE	83	0	0	0	83	0	0	0	0	0	0	0
BRISTOL COLLEGE	95	0	0	0	95	0	0	0	0	0	0	0
BRISTOL COMMUNITY COLLEGE	1,108	0	0	0	1,108	0	0	0	0	0	0	0
BROOKDALE COMMUNITY COL	887	0	0	24	863	0	0	0	0	0	0	0
BROOKHAVEN COLLEGE	92	0	0	0	92	0	0	0	0	0	0	0
BROWARD COMMUNITY COLLEGE	1,182	0	0	0	1,182	0	0	0	0	0	0	0
BROWN INSTITUTE	32	0	0	0	32	0	0	0	0	0	0	0
BRUNSWICK JUNIOR COLLEGE	215	0	0	0	215	0	0	0	0	0	0	0
BRYANT-STRATTON BUS INST	174	0	0	0	174	0	0	0	0	0	0	0
BUCKS COUNTY CMTY COL	1,732	0	0	0	1,732	0	0	0	0	0	0	0
BUNKER HILL COMMUNITY COL	1,199	0	0	0	1,199	0	0	0	0	0	0	0
BURLINGTON COUNTY COLLEGE	730	0	0	0	730	0	0	0	0	0	0	0
BUTLER COUNTY CMTY COL	376	0	0	0	376	0	0	0	0	0	0	0
BUTLER COUNTY CMTY JR COL	235	0	0	0	235	0	0	0	0	0	0	0
BUTTE COLLEGE	745	0	0	0	745	0	0	0	0	0	0	0
CABRILLO COLLEGE	863	0	0	0	863	0	0	0	0	0	0	0
CAGUAS CITY COLLEGE	552	0	0	0	552	0	0	0	0	0	0	0
CALDWELL CC AND TECH INST	160	0	0	0	160	0	0	0	0	0	0	0
CALHOUN STATE CMTY COL	1,343	0	0	0	1,343	0	0	0	0	0	0	0
CAMDEN COUNTY COLLEGE	1,315	0	0	0	1,315	0	0	0	0	0	0	0
CANADA COLLEGE	336	0	0	0	336	0	0	0	0	0	0	0
CAPE COD COMMUNITY COL	520	0	0	0	520	0	0	0	0	0	0	0
CAPE FEAR TECHNICAL INST	247	0	0	0	247	0	0	0	0	0	0	0
CAPITAL CITY JUNIOR COL	803	0	0	0	803	0	0	0	0	0	0	0
CARL ALBERT JUNIOR COL	648	0	0	0	648	0	0	0	0	0	0	0
CARL SANDBURG COLLEGE	384	0	0	0	384	0	0	0	0	0	0	0
CARTERET TECH COLLEGE	83	0	0	0	83	0	0	0	0	0	0	0
CASA LOMA COLLEGE	208	0	0	0	208	0	0	0	0	0	0	0
CASCO BAY COLLEGE	115	0	0	0	115	0	0	0	0	0	0	0
CASPER COLLEGE	330	0	0	0	230	0	100	0	0	0	0	0
CASTLE JUNIOR COLLEGE	13	0	0	0	13	0	0	0	0	0	0	0
CATANBA VALLEY TECH COL	81	0	0	0	81	0	0	0	0	0	0	0
CATONSVILLE CMTY COLLEGE	1,577	0	0	0	1,555	0	0	21	0	0	1	0
CAYUGA COUNTY CMTY COL	711	0	0	0	711	0	0	0	0	0	0	0
CAZENOVIA COLLEGE	418	0	0	0	418	0	0	0	0	0	0	0
CECIL COMMUNITY COLLEGE	184	0	0	0	184	0	0	0	0	0	0	0
CECILS JUNIOR COLLEGE	147	0	0	0	147	0	0	0	0	0	0	0
CEDAR VALLEY COLLEGE	740	0	0	0	740	0	0	0	0	0	0	0
CEN ME MED CTR SCH NURS	74	0	0	0	74	0	0	0	0	0	0	0
CENTENARY COLLEGE	249	0	0	0	249	0	0	0	0	0	0	0
CENTRAL ARIZONA COLLEGE	781	0	0	0	781	0	0	0	0	0	0	0
CENTRAL CITY BUS INST	516	0	0	0	516	0	0	0	0	0	0	0
CENTRAL COLLEGE	338	0	0	0	338	0	0	0	0	0	0	0
CENTRAL FLORIDA CMTY COL	427	0	0	0	427	0	0	0	0	0	0	0
CENTRAL OHIO TECH COL	223	0	0	0	223	0	0	0	0	0	0	0
CENTRAL OREGON CMTY COL	420	0	0	0	403	0	0	17	0	0	0	0
CENTRAL PIEDMONT CMTY COL	770	0	0	0	770	0	0	0	0	0	0	0
CENTRAL TEXAS COLLEGE	859	0	0	0	859	0	0	0	0	0	0	0
CENTRAL VIRGINIA CMTY COL	260	0	0	0	260	0	0	0	0	0	0	0
CENTRAL WYOMING COLLEGE	123	0	0	0	100	0	0	23	0	0	0	0
CENTRAL YMCA CMTY COLLEGE	1,761	0	0	0	1,761	0	0	0	0	0	0	0
CENTRALIA COLLEGE	330	0	0	0	330	0	0	0	0	0	0	0
CENTRL MAINE VO TECH INST	137	0	0	0	137	0	0	0	0	0	0	0
CERRITOS COLLEGE	500	0	0	0	500	0	0	0	0	0	0	0
CERRO COSO COMM COLLEGE	99	0	0	0	99	0	0	0	0	0	0	0
CHABOT COLLEGE	379	0	0	0	379	0	0	0	0	0	0	0
CHAFFEY COLLEGE	803	0	0	0	803	0	0	0	0	0	0	0
CHAMBERLAYNE JR COL	358	0	0	0	358	0	0	0	0	0	0	0
CHAMPLAIN COLLEGE	831	0	0	0	831	0	0	0	0	0	0	0
CHARLES COUNTY CMTY COL	342	0	0	30	207	0	105	0	0	0	0	0
CHARLES STEWART MOTT C C	2,003	0	0	0	2,003	0	0	0	0	0	0	0
CHATFIELD COLLEGE	18	0	0	0	18	0	0	0	0	0	0	0
CHATTANOOCHEE VALLEY C C	443	0	0	0	443	0	0	0	0	0	0	0
CHESAPEAKE COLLEGE	353	0	0	0	353	0	0	0	0	0	0	0
CHESTRFLD-MARLBORO TECH C	177	0	0	0	177	0	0	0	0	0	0	0

SEE FOOTNOTES AT END OF TABLE

TABLE B-38. -- FEDERAL OBLIGATIONS TO UNIVERSITIES AND COLLEGES
BY CATEGORY OF INSTITUTION AND AGENCY: FY 1982

(DOLLARS IN THOUSANDS)

INSTITUTIONAL CATEGORY AND INSTITUTION 1/ CATEGORY E., CONTINUED	TOTAL	USDA	COM	DOD	ED	DOE	DEPA	HHS	INT	NASA	NSF	OTHER*
CHIPOLA JUNIOR COLLEGE	984	0	0	0	384	0	0	0	0	0	0	0
CHOWAN COLLEGE	900	0	0	0	900	0	0	0	0	0	0	0
CINCINNATI C OF MORT SCI	24	0	0	0	24	0	0	0	0	0	0	0
CINCINNATI TECHNICAL INST	568	0	0	0	568	0	0	0	0	0	0	0
CISCO JUNIOR COLLEGE	231	0	0	0	231	0	0	0	0	0	0	0
CITRUS COLLEGE	275	0	0	0	275	0	0	0	0	0	0	0
CITY COLLEGES OF CHICAGO	9,664	0	0	0	9,664	0	0	0	0	0	0	0
CLACKAMAS COMMUNITY COL	626	0	0	0	626	0	0	0	0	0	0	0
CLAREMORE JUNIOR COLLEGE	1,182	0	0	0	1,182	0	0	0	0	0	0	0
CLARENDON COLLEGE	137	0	0	0	137	0	0	0	0	0	0	0
CLARK COLLEGE	601	0	0	0	601	0	0	0	0	0	0	0
CLARK COLLEGE	1,308	0	0	0	1,308	0	0	0	0	0	0	0
CLARK COUNTY CMTY COLLEGE	587	0	0	0	587	0	0	0	0	0	0	0
CLARKE COLLEGE (MISS)	80	0	0	0	80	0	0	0	0	0	0	0
CLATSOP COMMUNITY COLLEGE	274	0	0	0	274	0	0	0	0	0	0	0
CLAYTON JUNIOR COLLEGE	174	0	0	0	174	0	0	0	0	0	0	0
CLEVELAND STATE CMTY COL	344	0	0	0	344	0	0	0	0	0	0	0
CLEVELAND TECHNICAL COL	238	0	0	0	238	0	0	0	0	0	0	0
CLINTON JUNIOR COLLEGE	10	0	0	0	10	0	0	0	0	0	0	0
CLOUD COUNTY CMTY COL	350	0	0	0	350	0	0	0	0	0	0	0
CMTY COL ALLEGHENY COUNTY	3,589	0	0	0	3,589	0	0	0	0	0	0	0
CMTY COL DENVER AURARIA	290	0	0	0	290	0	0	0	0	0	0	0
CMTY COL DENVER RED ROCKS	12	0	0	0	12	0	0	0	0	0	0	0
CMTY COL OF BEAVER COUNTY	357	0	0	0	357	0	0	0	0	0	0	0
CMTY COL OF DENVER SYS OF	1,824	0	0	0	1,712	0	100	12	0	0	0	0
CMTY COL OF MICRONESIA	2,311	777	0	0	1,494	0	0	40	0	0	0	0
CMTY COL OF N CTRL U CTR	15	0	0	0	15	0	0	0	0	0	0	0
CMTY COL OF PHILADELPHIA	6,471	0	0	0	6,471	0	0	0	0	0	0	0
CMTY COL OF RHODE ISLAND	2,469	0	0	0	2,434	0	0	0	0	0	0	0
CMTY COL OF VERMONT	357	0	0	0	357	0	0	0	0	0	35	0
CMTY COLLEGE OF BALTIMORE	4,698	0	0	0	4,698	0	0	0	0	0	0	0
CNTRL PA BUSINESS SCHOOL	281	0	0	0	281	0	0	0	0	0	0	0
COAHOMA JUNIOR COLLEGE	1,866	0	0	0	1,866	0	0	0	0	0	0	0
COASTAL CAROLINA CMTY COL	252	0	0	0	252	0	0	0	0	0	0	0
COASTLINE CMTY COLLEGE	31	0	0	0	31	0	0	0	0	0	0	0
COCHISE COLLEGE	515	0	0	0	515	0	0	0	0	0	0	0
COFFEYVILLE CMTY COL	158	0	0	0	158	0	0	0	0	0	0	0
COLBY COMMUNITY COLLEGE	530	0	0	0	530	0	0	0	0	0	0	0
COLLEGE OF ALAMEDA	1,068	0	0	0	1,068	0	0	0	0	0	0	0
COLLEGE OF BOCA RATON	77	0	0	0	77	0	0	0	0	0	0	0
COLLEGE OF DU PAGE	519	0	0	0	519	0	0	0	0	0	0	0
COLLEGE OF EASTERN UTAH	362	0	0	0	362	0	0	0	0	0	0	0
COLLEGE OF GANADO	371	0	0	0	315	0	0	0	0	0	0	0
COLLEGE OF LAKE COUNTY	528	0	0	0	528	0	0	56	0	0	0	0
COLLEGE OF SAN MATEO	417	0	0	0	417	0	0	0	0	0	0	0
COLLEGE OF SOUTHERN IDAHO	630	0	0	0	630	0	0	0	0	0	0	0
COLLEGE OF THE ALBEMARLE	500	0	0	0	500	0	0	0	0	0	0	0
COLLEGE OF THE CANYONS	204	0	0	0	204	0	0	0	0	0	0	0
COLLEGE OF THE DESERT	25	0	0	0	25	0	0	0	0	0	0	0
COLLEGE OF THE MAINLAND	338	0	0	0	338	0	0	0	0	0	0	0
COLLEGE OF THE REDWOODS	488	0	0	0	488	0	0	0	0	0	0	0
COLLEGE OF THE SEQUOIAS	555	0	0	0	555	0	0	0	0	0	0	0
COLLEGE OF THE SISKIYOU	233	0	0	0	233	0	0	0	0	0	0	0
COLO NORTHWESTERN CMTY COL	101	0	0	0	101	0	0	0	0	0	0	0
COLORADO MOUNTAIN COLLEGE	198	0	0	0	198	0	0	0	0	0	0	0
COLUMBIA BASIN CMTY COL	223	0	0	0	223	0	0	0	0	0	0	0
COLUMBIA COLLEGE	127	0	0	0	127	0	0	0	0	0	0	0
COLUMBIA COLLEGE	72	0	0	0	72	0	0	0	0	0	0	0
COLUMBIA JUNIOR COLLEGE	593	0	0	0	593	0	0	0	0	0	0	0
COLUMBIA STATE CMTY COL	230	0	0	0	230	0	0	0	0	0	0	0
COLUMBUS TECHNICAL INST	1,544	0	0	0	1,544	0	0	0	0	0	0	0
COMPTON COMMUNITY COLLEGE	1,580	0	0	0	1,580	0	0	0	0	0	0	0
CONCORDIA COLLEGE	338	0	0	0	338	0	0	0	0	0	0	0
CONCORDIA LUTHERAN COL	150	0	0	0	150	0	0	0	0	0	0	0
CONDIE COL OF BUS&TECH	366	0	0	0	366	0	0	0	0	0	0	0
CONNORS STATE COLLEGE	620	0	0	0	620	0	0	0	0	0	0	0
CONTRA COSTA COLLEGE	466	0	0	0	466	0	0	0	0	0	0	0
COOKE COUNTY COLLEGE	85	0	0	0	85	0	0	0	0	0	0	0
COPIAH-LINCOLN JR COL	982	0	0	0	982	0	0	0	0	0	0	0
COSUMNES RIVER COLLEGE	215	0	0	0	215	0	0	0	0	0	0	0
COTTEY COLLEGE	78	0	0	0	78	0	0	0	0	0	0	0
COUNTY COLLEGE OF MORRIS	661	0	0	0	661	0	0	0	0	0	0	0
COWLEY CO CMTY COLLEGE	141	0	0	0	141	0	0	0	0	0	0	0
CRAFTON HILLS COLLEGE	118	0	0	0	118	0	0	0	0	0	0	0
CRANDALL COLLEGE	282	0	0	0	282	0	0	0	0	0	0	0
CRAVEN COMMUNITY COLLEGE	345	0	0	0	345	0	0	0	0	0	0	0
CROSIER SEMINARY	17	0	0	0	17	0	0	0	0	0	0	0
CROWDER COLLEGE	384	0	0	0	384	0	0	0	0	0	0	0
CROWLEY'S RIDGE COLLEGE	127	0	0	0	127	0	0	0	0	0	0	0
CTR FOR EARLY EDUCATION	22	0	0	0	22	0	0	0	0	0	0	0
CUESTA COLLEGE	315	0	0	0	230	0	0	85	0	0	0	0
CULINARY INST OF AMERICA	768	0	0	0	768	0	0	0	0	0	0	0
CUMBERLAND COL OF TENN	177	0	0	0	177	0	0	0	0	0	0	0
CUMBERLAND COUNTY COLLEGE	596	0	0	0	596	0	0	0	0	0	0	0
CUNY BORO OF MAN CMTY COL	7	0	0	0	7	0	0	0	0	0	0	0
CUNY BRONX CMTY COLLEGE	405	0	0	0	8	0	0	397	0	0	0	0
CUNY KINGSBORO CMTY COL	4	0	0	0	4	0	0	0	0	0	0	0
CUNY LAGUARDIA CMTY COL	5	0	0	0	5	0	0	0	0	0	0	0
CUNY-NY CITY TECH COL	360	0	0	0	360	0	0	0	0	0	0	0

SEE FOOTNOTES AT END OF TABLE

TABLE B-38. -- FEDERAL OBLIGATIONS TO UNIVERSITIES AND COLLEGES
BY CATEGORY OF INSTITUTION AND AGENCY: FY 1982

(DOLLARS IN THOUSANDS)

INSTITUTIONAL CATEGORY AND INSTITUTION 1/	TOTAL	USDA	COM	DOD	ED	DOE	EPA	HHS	INT	NASA	NSF	OTHER*
CATEGORY E., CONTINUED												
CUNY QUEENSBORO CMTY COL	90	0	0	0	0	0	0	0	0	90	0	0
CUYAHOGA CMTY COL DIST	5,389	0	0	0	5,382	0	0	0	0	7	0	0
CUYAMACA COLLEGE	99	0	0	0	99	0	0	0	0	0	0	0
CYPRESS COLLEGE	403	0	0	0	403	0	0	0	0	0	0	0
D-O UNIVERSITY	29	0	0	0	29	0	0	0	0	0	0	0
DABNEY LANCASTER CMTY COL	319	0	0	0	319	0	0	0	0	0	0	0
DALTON JUNIOR COLLEGE	129	0	0	0	129	0	0	0	0	0	0	0
DANVILLE AREA CMTY COL	637	0	0	0	637	0	0	0	0	0	0	0
DANVILLE COMMUNITY COL	298	0	0	0	298	0	0	0	0	0	0	0
DAVENPORT COL OF BUSINESS	1,075	0	0	0	1,075	0	0	0	0	0	0	0
DAVIDSON COUNTY CMTY COL	139	0	0	0	139	0	0	0	0	0	0	0
DAVIS JUNIOR COLLEGE	254	0	0	0	254	0	0	0	0	0	0	0
DAMSON COMMUNITY COLLEGE	190	0	0	0	190	0	0	0	0	0	0	0
DAYTONA BEACH CMTY COL	1,733	0	0	0	1,733	0	0	0	0	0	0	0
DE ANZA COLLEGE	1,483	0	0	0	1,423	0	0	0	0	0	0	0
DEAN INSTITUTE OF TECH	128	0	0	0	128	0	0	0	0	0	0	0
DEAN JUNIOR COLLEGE	325	0	0	0	325	0	0	0	0	0	0	0
DEKALB COMMUNITY COLLEGE	1,396	0	0	0	1,396	0	0	0	0	0	0	0
DEL MAR COLLEGE	739	0	0	0	739	0	0	0	0	0	0	0
DELAWARE COUNTY CMTY COL	1,077	0	0	0	1,077	0	0	0	0	0	0	0
DELGADO COMMUNITY COLLEGE	1,860	0	0	0	1,860	0	0	0	0	0	0	0
DELTA COLLEGE	1,858	0	0	0	1,858	0	0	0	0	0	0	0
DENMARK TECHNICAL COLLEGE	839	0	0	0	839	0	0	0	0	0	0	0
DES MOINES AREA CMTY COL	231	0	0	0	231	0	0	0	0	0	0	0
DEVRY INST OF TECH (TX)	646	0	0	0	646	0	0	0	0	0	0	0
DEVRY INSTITUTE OF TECH	1,160	0	0	0	1,160	0	0	0	0	0	0	0
DIABLO VALLEY COLLEGE	301	0	0	0	301	0	0	0	0	0	0	0
DISTRICT ONE TECH INST	872	0	0	0	872	0	0	0	0	0	0	0
DIXIE COLLEGE	692	0	0	0	692	0	0	0	0	0	0	0
DODGE CITY CMTY COL	266	0	0	0	266	0	0	0	0	0	0	0
DON BOSCO TECHNICAL INST	80	0	0	0	80	0	0	0	0	0	0	0
DONNELLY COLLEGE	647	0	0	0	647	0	0	0	0	0	0	0
DRAUGHON'S COLLEGE (KY)	405	0	0	0	405	0	0	0	0	0	0	0
DRAUGHON'S JR COL (TENN)	1,101	0	0	0	1,101	0	0	0	0	0	0	0
DULL KNIFE MEMORIAL COL	70	0	0	0	70	0	0	0	0	0	0	0
DUNDALK COMMUNITY COLLEGE	424	0	0	0	424	0	0	0	0	0	0	0
DURHAM TECHNICAL INST	280	0	0	0	280	0	0	0	0	0	0	0
DYERSBURG STATE CMTY COL	616	0	0	0	616	0	0	0	0	0	0	0
EAST ARK CMTY COL	653	0	0	0	653	0	0	0	0	0	0	0
EAST CENTRAL JUNIOR COL	351	0	0	0	351	0	0	0	0	0	0	0
EAST CNTRL MO DIST JR COL	282	0	0	0	282	0	0	0	0	0	0	0
EAST LOS ANGELES COLLEGE	1,682	0	0	0	1,532	0	0	150	0	0	0	0
EAST MISSISSIPPI JR COL	301	0	0	0	301	0	0	0	0	0	0	0
EAST-WEST UNIVERSITY	448	0	0	0	448	0	0	0	0	0	0	0
EASTERN ARIZONA COLLEGE	658	0	0	0	658	0	0	0	0	0	0	0
EASTERN IOWA CMTY COLLEGE	603	0	0	0	603	0	0	0	0	0	0	0
EASTERN ME VOC TECH INST	309	0	0	0	309	0	0	0	0	0	0	0
EASTERN OKLA STATE COL	497	0	0	0	497	0	0	0	0	0	0	0
EASTERN SHORE CMTY COL	53	0	0	0	53	0	0	0	0	0	0	0
EASTERN WYOMING COLLEGE	132	0	0	0	132	0	0	0	0	0	0	0
EASTFIELD COLLEGE	198	0	0	0	198	0	0	0	0	0	0	0
EDGEcombe TECHNICAL COLL	185	0	0	0	185	0	0	0	0	0	0	0
EDISON COMMUNITY COLLEGE	438	0	0	0	438	0	0	0	0	0	0	0
EDISON STATE CMTY COLLEGE	352	0	0	0	352	0	0	0	0	0	0	0
EDMONDS COMMUNITY COLLEGE	407	0	0	0	407	0	0	0	0	0	0	0
EDMONDSON JUNIOR COLLEGE	445	0	0	0	445	0	0	0	0	0	0	0
EL CAMINO COLLEGE	634	0	0	0	634	0	0	0	0	0	0	0
EL PASO CO CMTY COLLEGE	4,166	0	0	0	4,166	0	0	0	0	0	0	0
EL RENO JUNIOR COLLEGE	315	0	0	0	315	0	0	0	0	0	0	0
ELECTRONIC INSTS-PITTS	361	0	0	0	361	0	0	0	0	0	0	0
ELECTRONIC TECH INST-OHIO	356	0	0	0	356	0	0	0	0	0	0	0
ELGIN COMMUNITY COLLEGE	460	0	0	0	445	15	0	0	0	0	0	0
ELIZABETH SETON COLLEGE	956	0	0	0	956	0	0	0	0	0	0	0
ELLSWORTH COMMUNITY COL	360	0	0	0	360	0	0	0	0	0	0	0
EMANUEL COUNTY JUNIOR COL	50	0	0	0	50	0	0	0	0	0	0	0
EMMANUEL COLLEGE	269	0	0	0	269	0	0	0	0	0	0	0
ENDICOTT COLLEGE	168	0	0	0	168	0	0	0	0	0	0	0
ENTERPRISE JUNIOR COLLEGE	837	0	0	0	837	0	0	0	0	0	0	0
ERIE CMTY COL SOUTH CAM	726	0	0	0	726	0	0	0	0	0	0	0
ESSEX COMMUNITY COLLEGE	1,153	0	0	0	1,037	0	0	116	0	0	0	0
ESSEX COUNTY COLLEGE	3,770	0	0	0	3,770	0	0	0	0	0	0	0
EVERETT COMMUNITY COLLEGE	676	0	0	0	676	0	0	0	0	0	0	0
FAULKNER STATE JUNIOR COL	366	0	0	0	366	0	0	0	0	0	0	0
FAYETTEVILLE TECH INST	509	0	0	0	509	0	0	0	0	0	0	0
FEATHER RIVER COLLEGE	111	0	0	0	111	0	0	0	0	0	0	0
FELICIAN COLLEGE	59	0	0	0	59	0	0	0	0	0	0	0
FELICIAN COLLEGE (NJ)	134	0	0	0	134	0	0	0	0	0	0	0
FERGUS FALLS CMTY COLLEGE	241	0	0	0	241	0	0	0	0	0	0	0
FERRUM COLLEGE	621	0	0	0	621	0	0	0	0	0	0	0
FISHER JUNIOR COLLEGE	952	0	0	0	952	0	0	0	0	0	0	0
FIVE TOWNS COLLEGE	211	0	0	0	211	0	0	0	0	0	0	0
FLATHEAD VALLEY CMTY COL	422	0	0	0	422	0	0	0	0	0	0	0
FLORIDA COLLEGE	351	0	0	0	351	0	0	0	0	0	0	0
FLORIDA JR COL JACKSONVL	2,267	0	0	0	2,267	0	0	0	0	0	0	0
FLORIDA KEYS CMTY COLLEGE	182	0	0	0	182	0	0	0	0	0	0	0
FLOYD JUNIOR COLLEGE	189	0	0	0	189	0	0	0	0	0	0	0
FORSYTH SCH DENT HYGNSTS	55	0	0	0	55	0	0	0	0	0	0	0
FORT SCOTT CMTY COL	448	0	0	0	448	0	0	0	0	0	0	0
FORT STEILACOOM CMTY COL	792	0	0	0	792	0	0	0	0	0	0	0

SEE FOOTNOTES AT END OF TABLE

TABLE B-3B. -- FEDERAL OBLIGATIONS TO UNIVERSITIES AND COLLEGES
BY CATEGORY OF INSTITUTION AND AGENCY: FY 1982

(DOLLARS IN THOUSANDS)

-CONTINUED

INSTITUTIONAL CATEGORY AND INSTITUTION 1/	TOTAL	USDA	COM	DOD	ED	DOE	EPA	HHS	INT	NASA	NSF	OTHER*
CATEGORY E., CONTINUED												
CUNY QUEENSBORO CMTY COL	90	0	0	0	0	0	0	0	0	90	0	0
CUYAHOGA CMTY COL DIST	5,389	0	0	0	5,382	0	0	0	0	7	0	0
CUYAMACA COLLEGE	99	0	0	0	99	0	0	0	0	0	0	0
CYPRESS COLLEGE	403	0	0	0	403	0	0	0	0	0	0	0
D-O UNIVERSITY	29	0	0	0	29	0	0	0	0	0	0	0
DABNEY LANCASTER CMTY COL	319	0	0	0	319	0	0	0	0	0	0	0
DALTON JUNIOR COLLEGE	129	0	0	0	129	0	0	0	0	0	0	0
DANVILLE AREA CMTY COL	637	0	0	0	637	0	0	0	0	0	0	0
DANVILLE COMMUNITY COL	298	0	0	0	298	0	0	0	0	0	0	0
DAVENPORT COL OF BUSINESS	1,075	0	0	0	1,075	0	0	0	0	0	0	0
DAVIDSON COUNTY CMTY COL	139	0	0	0	139	0	0	0	0	0	0	0
DAVIS JUNIOR COLLEGE	254	0	0	0	254	0	0	0	0	0	0	0
DAWSON COMMUNITY COLLEGE	190	0	0	0	190	0	0	0	0	0	0	0
DAYTONA BEACH CMTY COL	1,733	0	0	0	1,733	0	0	0	0	0	0	0
DE ANZA COLLEGE	1,483	0	0	0	1,423	0	0	0	0	0	0	0
DEAN INSTITUTE OF TECH	128	0	0	0	128	0	0	0	0	0	0	0
DEAN JUNIOR COLLEGE	325	0	0	0	325	0	0	0	0	0	0	0
DEKALB COMMUNITY COLLEGE	1,396	0	0	0	1,396	0	0	0	0	0	0	0
DEL MAR COLLEGE	739	0	0	0	739	0	0	0	0	0	0	0
DELAWARE COUNTY CMTY COL	1,077	0	0	0	1,077	0	0	0	0	0	0	0
DELGADO COMMUNITY COLLEGE	1,860	0	0	0	1,860	0	0	0	0	0	0	0
DELTA COLLEGE	1,858	0	0	0	1,858	0	0	0	0	0	0	0
DENMARK TECHNICAL COLLEGE	839	0	0	0	839	0	0	0	0	0	0	0
DES MOINES AREA CMTY COL	231	0	0	0	231	0	0	0	0	0	0	0
DEVRY INST OF TECH (TX)	646	0	0	0	646	0	0	0	0	0	0	0
DEVRY INSTITUTE OF TECH	1,160	0	0	0	1,160	0	0	0	0	0	0	0
DIABLO VALLEY COLLEGE	301	0	0	0	301	0	0	0	0	0	0	0
DISTRICT ONE TECH INST	872	0	0	0	872	0	0	0	0	0	0	0
DIXIE COLLEGE	692	0	0	0	692	0	0	0	0	0	0	0
DODGE CITY CMTY COL	266	0	0	0	266	0	0	0	0	0	0	0
DON BOSCO TECHNICAL INST	80	0	0	0	80	0	0	0	0	0	0	0
DONNELLY COLLEGE	647	0	0	0	647	0	0	0	0	0	0	0
DRAUGHON'S COLLEGE (KY)	405	0	0	0	405	0	0	0	0	0	0	0
DRAUGHON'S JR COL (TENN)	1,101	0	0	0	1,101	0	0	0	0	0	0	0
DULL KNIFE MEMORIAL COL	70	0	0	0	70	0	0	0	0	0	0	0
DUNDALK COMMUNITY COLLEGE	424	0	0	0	424	0	0	0	0	0	0	0
DURHAM TECHNICAL INST	280	0	0	0	280	0	0	0	0	0	0	0
DYERSBURG STATE CMTY COL	616	0	0	0	616	0	0	0	0	0	0	0
EAST ARK CMTY COL	653	0	0	0	653	0	0	0	0	0	0	0
EAST CENTRAL JUNIOR COL	351	0	0	0	351	0	0	0	0	0	0	0
EAST CNTRL MO DIST JR COL	282	0	0	0	282	0	0	0	0	0	0	0
EAST LOS ANGELES COLLEGE	1,682	0	0	0	1,532	0	0	150	0	0	0	0
EAST MISSISSIPPI JR COL	301	0	0	0	301	0	0	0	0	0	0	0
EAST-WEST UNIVERSITY	448	0	0	0	448	0	0	0	0	0	0	0
EASTERN ARIZONA COLLEGE	658	0	0	0	658	0	0	0	0	0	0	0
EASTERN IOWA CMTY COLLEGE	603	0	0	0	603	0	0	0	0	0	0	0
EASTERN ME VOC TECH INST	309	0	0	0	309	0	0	0	0	0	0	0
EASTERN OKLA STATE COL	497	0	0	0	497	0	0	0	0	0	0	0
EASTERN SHORE CMTY COL	53	0	0	0	53	0	0	0	0	0	0	0
EASTERN WYOMING COLLEGE	132	0	0	0	132	0	0	0	0	0	0	0
EASTFIELD COLLEGE	198	0	0	0	198	0	0	0	0	0	0	0
EDGEcombe TECHNICAL COLL	185	0	0	0	185	0	0	0	0	0	0	0
EDISON COMMUNITY COLLEGE	438	0	0	0	438	0	0	0	0	0	0	0
EDISON STATE CMTY COLLEGE	352	0	0	0	352	0	0	0	0	0	0	0
EDMONDS COMMUNITY COLLEGE	407	0	0	0	407	0	0	0	0	0	0	0
EDMONDSON JUNIOR COLLEGE	445	0	0	0	445	0	0	0	0	0	0	0
EL CAMINO COLLEGE	634	0	0	0	634	0	0	0	0	0	0	0
EL PASO CO CMTY COLLEGE	4,166	0	0	0	4,166	0	0	0	0	0	0	0
EL RENO JUNIOR COLLEGE	315	0	0	0	315	0	0	0	0	0	0	0
ELECTRONIC INSTS-PITTS	361	0	0	0	361	0	0	0	0	0	0	0
ELECTRONIC TECH INST-OHIO	356	0	0	0	356	0	0	0	0	0	0	0
ELGIN COMMUNITY COLLEGE	460	0	0	0	445	15	0	0	0	0	0	0
ELIZABETH SETON COLLEGE	956	0	0	0	956	0	0	0	0	0	0	0
ELLSWORTH COMMUNITY COL	360	0	0	0	360	0	0	0	0	0	0	0
EMANUEL COUNTY JUNIOR COL	50	0	0	0	50	0	0	0	0	0	0	0
EMMANUEL COLLEGE	269	0	0	0	269	0	0	0	0	0	0	0
ENDICOTT COLLEGE	168	0	0	0	168	0	0	0	0	0	0	0
ENTERPRISE JUNIOR COLLEGE	837	0	0	0	837	0	0	0	0	0	0	0
ERIE CMTY COL SOUTH CAM	726	0	0	0	726	0	0	0	0	0	0	0
ESSEX COMMUNITY COLLEGE	1,153	0	0	0	1,037	0	0	116	0	0	0	0
ESSEX COUNTY COLLEGE	3,770	0	0	0	3,770	0	0	0	0	0	0	0
EVERETT COMMUNITY COLLEGE	676	0	0	0	676	0	0	0	0	0	0	0
FAULKNER STATE JUNIOR COL	366	0	0	0	366	0	0	0	0	0	0	0
FAYETTEVILLE TECH INST	509	0	0	0	509	0	0	0	0	0	0	0
FEATHER RIVER COLLEGE	111	0	0	0	111	0	0	0	0	0	0	0
FELICIAN COLLEGE	59	0	0	0	59	0	0	0	0	0	0	0
FELICIAN COLLEGE (NJ)	134	0	0	0	134	0	0	0	0	0	0	0
FERGUS FALLS CMTY COLLEGE	241	0	0	0	241	0	0	0	0	0	0	0
FERRUM COLLEGE	621	0	0	0	621	0	0	0	0	0	0	0
FISHER JUNIOR COLLEGE	952	0	0	0	952	0	0	0	0	0	0	0
FIVE TOWNS COLLEGE	211	0	0	0	211	0	0	0	0	0	0	0
FLATHEAD VALLEY CMTY COL	422	0	0	0	422	0	0	0	0	0	0	0
FLORIDA COLLEGE	351	0	0	0	351	0	0	0	0	0	0	0
FLORIDA JR COL JACKSONVL	2,267	0	0	0	2,267	0	0	0	0	0	0	0
FLORIDA KEYS CMTY COLLEGE	182	0	0	0	182	0	0	0	0	0	0	0
FLOYD JUNIOR COLLEGE	189	0	0	0	189	0	0	0	0	0	0	0
FORSYTH SCH DENT HYGNSTS	55	0	0	0	55	0	0	0	0	0	0	0
FORT SCOTT CMTY COL	448	0	0	0	448	0	0	0	0	0	0	0
FORT STEILACOOM CMTY COL	792	0	0	0	792	0	0	0	0	0	0	0

SEE FOOTNOTES AT END OF TABLE

TABLE 8-38. -- FEDERAL OBLIGATIONS TO UNIVERSITIES AND COLLEGES
BY CATEGORY OF INSTITUTION AND AGENCY: FY 1982

-CONTINUED-

(DOLLARS IN THOUSANDS)

INSTITUTIONAL CATEGORY AND INSTITUTION 1/ CATEGORY E., CONTINUED	TOTAL	USDA	COM	DOD	ED	DOE	EPA	HHS	INT	NASA	NSF	OTHER*
INDIAN HILLS CMTY COLLEGE	629	0	0	0	629	0	0	0	0	0	0	0
INDIAN RIVER CMTY COLLEGE	555	0	0	0	555	0	0	0	0	0	0	0
INDIAN VALLEY COLLEGES	156	0	0	0	156	0	0	0	0	0	0	0
INST COM DE P RICO JR COL	1,561	0	0	0	1,561	0	0	0	0	0	0	0
INST OF AMER INDIAN ARTS	56	0	0	0	56	0	0	0	0	0	0	0
INTERBORO INSTITUTE	930	0	0	0	930	0	0	0	0	0	0	0
INTERNATIONAL BUS COL	167	0	0	0	167	0	0	0	0	0	0	0
INVER HILLS CMTY COLLEGE	361	0	0	0	361	0	0	0	0	0	0	0
IOWA CENTRAL CMTY COLLEGE	580	0	0	0	580	0	0	0	0	0	0	0
IOWA LAKES CMTY COLLEGE	566	0	0	0	566	0	0	0	0	0	0	0
IOWA WESTERN CMTY COLLEGE	547	0	0	0	547	0	0	0	0	0	0	0
ISOTHERMAL COMMUNITY COL	213	0	0	0	213	0	0	0	0	0	0	0
ITASCA COMMUNITY COLLEGE	299	0	0	0	299	0	0	0	0	0	0	0
ITAHAMBA JUNIOR COLLEGE	2,944	0	0	0	2,944	0	0	0	0	0	0	0
ITT EDUCATIONAL SERVICES	117	0	0	0	117	0	0	0	0	0	0	0
J SGT REYNOLDS COM COL	1,147	0	0	0	1,147	0	0	0	0	0	0	0
JACKSON COMMUNITY COLLEGE	583	0	0	0	583	0	0	0	0	0	0	0
JACKSON STATE CMTY COL	403	0	0	0	403	0	0	0	0	0	0	0
JACKSONVILLE COLLEGE	60	0	0	0	60	0	0	0	0	0	0	0
JAMES SPRUNT TECHNICAL C	132	0	0	0	132	0	0	0	0	0	0	0
JAMESTOWN BUS COLLEGE	173	0	0	0	173	0	0	0	0	0	0	0
JEFFERSON COLLEGE	292	0	0	0	292	0	0	0	0	0	0	0
JEFFERSON DAVIS ST JR COL	206	0	0	0	206	0	0	0	0	0	0	0
JEFFERSON STATE JR COL	1,629	0	0	0	1,629	0	0	0	0	0	0	0
JOHN A LOGAN COLLEGE	334	0	0	0	334	0	0	0	0	0	0	0
JOHN TYLER COMMUNITY COL	366	0	0	0	366	0	0	0	0	0	0	0
JOHN WOOD COMMUNITY COLL	484	0	0	0	484	0	0	0	0	0	0	0
JOHNSON COUNTY CMTY COL	408	0	0	0	408	0	0	0	0	0	0	0
JOLIET JR COLLEGE	606	0	0	0	606	0	0	0	0	0	0	0
JONES COUNTY JUNIOR COL	959	0	0	0	959	0	0	0	0	0	0	0
JUDSON BAPTIST COL	213	0	0	0	213	0	0	0	0	0	0	0
KALAMAZOO VALLEY CMTY COL	629	0	0	0	629	0	0	0	0	0	0	0
KANKAKEE COMMUNITY COL	359	0	0	0	359	0	0	0	0	0	0	0
KANSAS CITY KANSAS CMTY C	496	0	0	0	496	0	0	0	0	0	0	0
KASKASKIA COLLEGE	312	0	0	0	312	0	0	0	0	0	0	0
KELLOGG COMMUNITY COLLEGE	585	0	0	0	585	0	0	0	0	0	0	0
KEMPER MILITARY SCH & COL	58	0	0	0	58	0	0	0	0	0	0	0
KENDALL SCHOOL OF DESIGN	149	0	0	0	149	0	0	0	0	0	0	0
KENTUCKY COLLEGE OF TECH	728	0	0	0	728	0	0	0	0	0	0	0
KENTUCKY JR COL BUSINESS	394	0	0	0	394	0	0	0	0	0	0	0
KETTERING COLL MED ARTS	54	0	0	0	54	0	0	0	0	0	0	0
KEYSTONE JUNIOR COLLEGE	535	0	0	0	535	0	0	0	0	0	0	0
KILGORE COLLEGE	318	0	0	0	318	0	0	0	0	0	0	0
KING'S COLLEGE-RALEIGH	553	0	0	0	553	0	0	0	0	0	0	0
KIRKWOOD COMMUNITY COL	1,168	0	0	0	1,041	0	111	0	0	0	0	0
KIRTLAND COMMUNITY COL	495	0	0	0	495	0	0	16	0	0	0	0
KISHAUKEE COLLEGE	264	0	0	0	264	0	0	0	0	0	0	0
KNOXVILLE BUSINESS COLL	292	0	0	0	292	0	0	0	0	0	0	0
LABETTE COMMUNITY COLLEGE	111	0	0	0	111	0	0	0	0	0	0	0
LABOURE JUNIOR COLLEGE	137	0	0	0	137	0	0	0	0	0	0	0
LACKAWANNA JUNIOR COLLEGE	586	0	0	0	586	0	0	0	0	0	0	0
LAKE CITY COMMUNITY COL	381	0	0	0	381	0	0	0	0	0	0	0
LAKE LAND COLLEGE	570	0	0	0	570	0	0	0	0	0	0	0
LAKE MICHIGAN COLLEGE	539	0	0	0	539	0	0	0	0	0	0	0
LAKE REGION CMTY COL	458	0	0	0	458	0	0	0	0	0	0	0
LAKE TAHOE CMTY COLLEGE	45	0	0	0	45	0	0	0	0	0	0	0
LAKE-SUMTER COMMUNITY COL	226	0	0	0	226	0	0	0	0	0	0	0
LAKELAND COMMUNITY COL	356	0	0	0	356	0	0	0	0	0	0	0
LAKESHORE TECH INSTITUTE	31	0	0	0	31	0	0	0	0	0	0	0
LAKELAND COMMUNITY COL	247	0	0	0	247	0	0	0	0	0	0	0
LAMAR COMMUNITY COLLEGE	68	0	0	0	68	0	0	0	0	0	0	0
LANE COMMUNITY COLLEGE	2,822	0	0	0	2,822	0	0	0	0	0	0	0
LANEY COLLEGE	1,127	0	0	0	1,127	0	0	0	0	0	0	0
LANSING COMMUNITY COLLEGE	2,504	0	0	0	2,504	0	0	0	0	0	0	0
LARAMIE COUNTY CMTY COL	286	0	0	0	235	0	0	51	0	0	0	0
LAREDO JUNIOR COLLEGE	1,899	0	0	0	1,899	0	0	0	0	0	0	0
LASELL JUNIOR COLLEGE	202	0	0	0	202	0	0	0	0	0	0	0
LASSEN COLLEGE	681	0	0	0	681	0	0	0	0	0	0	0
LAWSON STATE CMTY COLLEGE	2,098	0	0	0	2,098	0	0	0	0	0	0	0
LEE COLLEGE (TEX)	105	0	0	0	105	0	0	0	0	0	0	0
LEES JUNIOR COLLEGE	538	0	0	0	452	0	0	86	0	0	0	0
LEES-MCRAE COLLEGE	270	0	0	0	270	0	0	0	0	0	0	0
LEHIGH COUNTY CMTY COL	526	0	0	0	526	0	0	0	0	0	0	0
LENOIR COMMUNITY COLLEGE	348	0	0	0	348	0	0	0	0	0	0	0
LEWIS AND CLARK CMTY COL	829	0	0	0	829	0	0	0	0	0	0	0
LIMA TECHNICAL COLLEGE	435	0	0	0	435	0	0	0	0	0	0	0
LINCOLN COLLEGE	869	0	0	0	869	0	0	0	0	0	0	0
LINCOLN LAND CMTY COLLEGE	460	0	0	0	460	0	0	0	0	0	0	0
LINCOLN TECHNICAL INST	1,275	0	0	0	1,275	0	0	0	0	0	0	0
LINDSEY WILSON COLLEGE	259	0	0	0	259	0	0	0	0	0	0	0
LINN BENTON COMMUNITY COL	1,183	0	0	0	1,069	0	114	0	0	0	0	0
LOCKYEAR COLLEGE OF BUS	180	0	0	0	180	0	0	0	0	0	0	0
LOMAX-MANNON, JR COLLEGE	207	0	0	0	207	0	0	0	0	0	0	0
LON MORRIS COLLEGE	154	0	0	0	154	0	0	0	0	0	0	0
LONGVIEW COMMUNITY COL	254	0	0	0	254	0	0	0	0	0	0	0
LORAIN COUNTY CMTY COL	802	0	0	0	802	0	0	0	0	0	0	0
LORD FAIRFAX CMTY COLLEGE	103	0	0	0	103	0	0	0	0	0	0	0
LOS ANGELES CITY COLLEGE	2,122	0	0	0	2,122	0	0	0	0	0	0	0
LOS ANGELES METROPOL COL	1	0	0	0	1	0	0	0	0	0	0	0

SEE FOOTNOTES AT END OF TABLE

TABLE B-38. -- FEDERAL OBLIGATIONS TO UNIVERSITIES AND COLLEGES
BY CATEGORY OF INSTITUTION AND AGENCY: FY 1982

(DOLLARS IN THOUSANDS)

--CONTINUED

INSTITUTIONAL CATEGORY AND INSTITUTION 1/ CATEGORY E., CONTINUED	TOTAL	USDA	COM	DOD	ED	DOE	EPA	HHS	INT	NASA	NSF	OTHER*
LOS ANGELES MISSION COLL	180	0	0	0	180	0	0	0	0	0	0	0
LOS ANGELES PIERCE COL	540	0	0	0	540	0	0	0	0	0	0	0
LOS ANGELES SOUTHWEST COL	678	0	0	0	678	0	0	0	0	0	0	0
LOS ANGELES VALLEY COL	492	0	0	0	492	0	0	0	0	0	0	0
LOS MEDANOS COLLEGE	278	0	0	0	278	0	0	0	0	0	0	0
LOUISBURG COLLEGE	309	0	0	0	309	0	0	0	0	0	0	0
LOUISVILLE TECHNICAL INST	266	0	0	0	266	0	0	0	0	0	0	0
LOURDES COLLEGE	46	0	0	0	46	0	0	0	0	0	0	0
LOWER COLUMBIA COLLEGE	570	0	0	0	570	0	0	0	0	0	0	0
LURLEEN B WALLACE ST JR C	812	0	0	0	812	0	0	0	0	0	0	0
LUZERNE COUNTY CMTY COL	947	0	0	0	947	0	0	0	0	0	0	0
MACCORMAC COLLEGE	137	0	0	0	137	0	0	0	0	0	0	0
MACON JUNIOR COLLEGE	236	0	0	0	236	0	0	0	0	0	0	0
MADISON AREA TECH COLLEGE	977	0	0	0	956	0	0	21	0	0	0	0
MADISON BUSINESS COL	82	0	0	0	82	0	0	0	0	0	0	0
MALCOLM KING COLLEGE	1	0	0	0	1	0	0	0	0	0	0	0
MALLINCKRODT COLLEGE	15	0	0	0	15	0	0	0	0	0	0	0
MANATEE JUNIOR COLLEGE	518	0	0	0	518	0	0	0	0	0	0	0
MANCHESTER COMMUNITY COL	354	0	0	0	354	0	0	0	0	0	0	0
MANOR JUNIOR COLLEGE	110	0	0	0	110	0	0	0	0	0	0	0
MAPLE WOODS COMMUNITY COL	106	0	0	0	106	0	0	0	0	0	0	0
MARIA COLLEGE OF ALBANY	218	0	0	0	218	0	0	0	0	0	0	0
MARIA REGINA COLLEGE	111	0	0	0	111	0	0	0	0	0	0	0
MARIAN COURT JUNIOR COLL	73	0	0	0	73	0	0	0	0	0	0	0
MARICOPA TECH CMTY COL	391	0	0	0	391	0	0	0	0	0	0	0
MARION MILITARY INSTITUTE	57	0	0	0	57	0	0	0	0	0	0	0
MARION TECHNICAL COLLEGE	196	0	0	0	196	0	0	0	0	0	0	0
MARSHALLTOWN CMTY COLLEGE	321	0	0	0	321	0	0	0	0	0	0	0
MARTIN CENTER COLLEGE	48	0	0	0	48	0	0	0	0	0	0	0
MARTIN COLLEGE	233	0	0	0	233	0	0	0	0	0	0	0
MARTIN COMMUNITY COLLEGE	107	0	0	0	107	0	0	0	0	0	0	0
MARY-HOLMES COLLEGE	1,215	0	0	0	1,215	0	0	0	0	0	0	0
MARYLAND COL ART & DESIGN	24	0	0	0	24	0	0	0	0	0	0	0
MARYLAND MEDICAL SEC SCH	110	0	0	0	110	0	0	0	0	0	0	0
MASS BAY COMMUNITY COL	288	0	0	0	288	0	0	0	0	0	0	0
MASSASOIT COMMUNITY COL	785	0	0	0	785	0	0	0	0	0	0	0
MATER DEI COLLEGE	241	0	0	0	241	0	0	0	0	0	0	0
MATTATUCK COMMUNITY COL	404	0	0	0	404	0	0	0	0	0	0	0
MAYLAND TECHNICAL COLLEGE	171	0	0	0	171	0	0	0	0	0	0	0
MCCOOK COMMUNITY COLLEGE	61	0	0	0	61	0	0	0	0	0	0	0
MCDOWELL TECHNICAL INST	74	0	0	0	74	0	0	0	0	0	0	0
MCHENRY COUNTY COLLEGE	143	0	0	0	143	0	0	0	0	0	0	0
MCINTOSH COLLEGE	115	0	0	0	115	0	0	0	0	0	0	0
MCKENZIE COLLEGE	460	0	0	0	460	0	0	0	0	0	0	0
MCLENNAN COMMUNITY COL	617	0	0	0	617	0	0	0	0	0	0	0
MEDICAL INSTITUTE OF MINN	189	0	0	0	189	0	0	0	0	0	0	0
MENDOCINO COLLEGE	2	0	0	0	2	0	0	0	0	0	0	0
MERCED COLLEGE	1,323	0	0	0	1,323	0	0	0	0	0	0	0
MERCER COUNTY CMTY COL	1,604	0	0	0	1,604	0	0	0	0	0	0	0
MERIDIAN JUNIOR COLLEGE	783	0	0	0	783	0	0	0	0	0	0	0
MERRITT COLLEGE	1,041	0	0	0	1,041	0	0	0	0	0	0	0
MESA COMMUNITY COLLEGE	1,518	0	0	0	1,518	0	0	0	0	0	0	0
MESABI COMMUNITY COLLEGE	271	0	0	0	271	0	0	0	0	0	0	0
METRO CC ADM CTR SYS OFF	163	0	0	0	163	0	0	0	0	0	0	0
METRO TECH CMTY COLLEGE	1,150	0	0	0	1,150	0	0	0	0	0	0	0
MIAMI-DADE CMTY COLLEGE	10,288	0	0	0	10,288	0	0	0	0	0	0	0
MICHAEL J OWENS TECH COL	740	0	0	0	740	0	0	0	0	0	0	0
MICHIGAN CHRISTIAN COL	280	0	0	0	280	0	0	0	0	0	0	0
MID MICHIGAN CMTY COLLEGE	366	0	0	0	366	0	0	0	0	0	0	0
MID PLAINS CC AREA SYS OF	1	0	0	0	1	0	0	0	0	0	0	0
MID-STATE TECHNICAL INST	2	0	0	0	2	0	0	0	0	0	0	0
MIDDLE GEORGIA COLLEGE	622	0	0	0	622	0	0	0	0	0	0	0
MIDDLESEX CMTY COL (CONN)	304	0	0	0	304	0	0	0	0	0	0	0
MIDDLESEX CMTY COL (MASS)	482	0	0	0	482	0	0	0	0	0	0	0
MIDDLESEX COUNTY COLLEGE	963	0	0	0	963	0	0	0	0	0	0	0
MIDLAND COLLEGE	167	0	0	0	167	0	0	0	0	0	0	0
MIDLANDS TECH COLLEGE	1,690	0	0	0	1,690	0	0	0	0	0	0	0
MIDSTATE COLLEGE	189	0	0	0	189	0	0	0	0	0	0	0
MIDWAY COLLEGE	477	0	0	0	477	0	0	0	0	0	0	0
MILES COMMUNITY COLLEGE	217	0	0	0	217	0	0	0	0	0	0	0
MILWAUKEE AREA TECH COL	3	0	0	0	3	0	0	0	0	0	0	0
MILWAUKEE STRATTON COL	337	0	0	0	337	0	0	0	0	0	0	0
MINERAL AREA COLLEGE	342	0	0	0	342	0	0	0	0	0	0	0
MINNEAPOLIS COMMUNITY COL	1,344	0	0	0	1,344	0	0	0	0	0	0	0
MINNESOTA BIBLE COLLEGE	46	0	0	0	46	0	0	0	0	0	0	0
MIRA COSTA COLLEGE	290	0	0	0	290	0	0	0	0	0	0	0
MISS COUNTY COMMUNITY COL	573	0	0	0	373	200	0	0	0	0	0	0
MISS GLF CST JC PERKINSTN	1,908	0	0	0	1,908	0	0	0	0	0	0	0
MISSION COLLEGE	352	0	0	0	352	0	0	0	0	0	0	0
MISSISSIPPI DELTA JR COL	812	0	0	0	812	0	0	0	0	0	0	0
MITCHELL COLLEGE	171	0	0	0	171	0	0	0	0	0	0	0
MITCHELL COMMUNITY COL	93	0	0	0	93	0	0	0	0	0	0	0
MOBERLY AREA JUNIOR COL	117	0	0	0	117	0	0	0	0	0	0	0
MODESTO JUNIOR COLLEGE	816	0	0	0	816	0	0	0	0	0	0	0
MOHAVE CMTY COLLEGE	83	0	0	0	83	0	0	0	0	0	0	0
MOHEGAN COMMUNITY COLLEGE	179	0	0	0	179	0	0	0	0	0	0	0
MONROE BUSINESS INSTITUTE	2,459	0	0	0	2,459	0	0	0	0	0	0	0
MONROE COUNTY CMTY COL	188	0	0	0	188	0	0	0	0	0	0	0
MONTCALM COMMUNITY COL	138	0	0	0	138	0	0	0	0	0	0	0

SEE FOOTNOTES AT END OF TABLE

TABLE B-38. -- FEDERAL OBLIGATIONS TO UNIVERSITIES AND COLLEGES
BY CATEGORY OF INSTITUTION AND AGENCY: FY 1982

(DOLLARS IN THOUSANDS)

-CONTINUED

INSTITUTIONAL CATEGORY AND INSTITUTION 1/ CATEGORY E., CONTINUED	TOTAL	USDA	COM	DOD	ED	DOE	EPA	HHS	INT	NASA	NSF	OTHER*
MONTEREY PENINSULA COL	600	0	0	0	600	0	0	0	0	0	0	0
MONTGOMERY CNTY COMM COL	551	0	0	0	551	0	0	0	0	0	0	0
MONTGOMERY COLLEGE	2,300	0	0	0	2,300	0	0	0	0	0	0	0
MONTGOMERY TECH INST	99	0	0	0	99	0	0	0	0	0	0	0
MONTEAT-ANDERSON COLLEGE	222	0	0	0	222	0	0	0	0	0	0	0
MOORPARK COLLEGE	6	0	0	0	6	0	0	0	0	0	0	0
MORAINÉ PARK TECH INST	347	0	0	0	347	0	0	0	0	0	0	0
MORAINÉ VALLEY CMTY COL	411	0	0	0	411	0	0	0	0	0	0	0
MORGAN COUNTY CC	52	0	0	0	52	0	0	0	0	0	0	0
MORRIS JR COL OF BUSINESS	29	0	0	0	29	0	0	0	0	0	0	0
MORRISON INST OF TECH	1,189	0	0	0	1,189	0	0	0	0	0	0	0
MORRISTOWN COLLEGE	332	0	0	0	332	0	0	0	0	0	0	0
MORSE OF HARTFORD	390	0	0	0	390	0	0	0	0	0	0	0
MORTON COLLEGE	142	0	0	0	142	0	0	0	0	0	0	0
MOTLOW STATE CMTY COLLEGE	210	0	0	0	210	0	0	0	0	0	0	0
MOUNT ALOYSIUS JUNIOR COL	457	0	0	0	457	0	0	0	0	0	0	0
MOUNT IDA JUNIOR COLLEGE	383	0	0	0	383	0	0	0	0	0	0	0
MOUNT OLIVE COLLEGE	282	0	0	0	282	0	0	0	0	0	0	0
MOUNT SAN ANTONIO COLLEGE	1,132	0	0	0	1,132	0	0	0	0	0	0	0
MOUNT SAN JACINTO COLLEGE	1	0	0	0	1	0	0	0	0	0	0	0
MOUNT ST CLARE COLLEGE	74	0	0	0	74	0	0	0	0	0	0	0
MOUNT WACHUSETT CMTY COL	625	0	0	0	625	0	0	0	0	0	0	0
MOUNTAIN EMPIRE CMTY COL	348	0	0	0	348	0	0	0	0	0	0	0
MOUNTAIN STATE COLLEGE	228	0	0	0	228	0	0	0	0	0	0	0
MOUNTAIN VIEW COLLEGE	189	0	0	0	189	0	0	0	0	0	0	0
MRYMNT PALOS VERDES COLL	160	0	0	0	160	0	0	0	0	0	0	0
MT HOOD COMMUNITY COLLEGE	1,147	0	0	0	1,147	0	0	0	0	0	0	0
MURRAY STATE COLLEGE	583	0	0	0	583	0	0	0	0	0	0	0
MUSKEGON COMMUNITY COL	661	0	0	0	661	0	0	0	0	0	0	0
MUSKINGUM AREA TECH COL	282	0	0	0	282	0	0	0	0	0	0	0
N ENG INST OF TECHNOLOGY	448	0	0	0	448	0	0	0	0	0	0	0
N.H.VOC TECH C NASHUA	50	0	0	0	50	0	0	0	0	0	0	0
N IOWA AREA CMTY COLLEGE	640	0	0	0	640	0	0	0	0	0	0	0
NAPA COLLEGE	599	0	0	0	599	0	0	0	0	0	0	0
NASH TECHNICAL INSTITUTE	289	0	0	0	289	0	0	0	0	0	0	0
NASHVILLE STATE TECH INST	514	0	0	0	514	0	0	0	0	0	0	0
NATIONAL BUSINESS COL	905	0	0	0	905	0	0	0	0	0	0	0
NATIONAL TECH SCHOOLS	443	0	0	0	443	0	0	0	0	0	0	0
NAVAJO COMMUNITY COLLEGE	1,543	0	0	0	1,322	0	0	0	0	0	0	0
NAVARRO COLLEGE	1,352	0	0	0	725	627	0	221	0	0	0	0
NAZARENE BIBLE COLLEGE	192	0	0	0	192	0	0	0	0	0	0	0
NE WISCONSIN TECH INST	503	0	0	0	503	0	0	0	0	0	0	0
NEBRASKA INDIAN CMTY COL	203	0	0	0	203	0	0	0	0	0	0	0
NEBRASKA WESTERN COLLEGE	355	0	0	0	355	0	0	0	0	0	0	0
NEOSHO COUNTY CMTY COL	85	0	0	0	85	0	0	0	0	0	0	0
NEW ENG INST APPL ARTS	19	0	0	0	19	0	0	0	0	0	0	0
NEW MEXICO JUNIOR COLLEGE	58	0	0	0	58	0	0	0	0	0	0	0
NEW MEXICO MILITARY INST	202	0	0	0	202	0	0	0	0	0	0	0
NEW RIVER COMMUNITY COL	660	0	0	0	660	0	0	0	0	0	0	0
NEWBURY JUNIOR COLLEGE	1,054	0	0	0	1,054	0	0	0	0	0	0	0
NILES COLLEGE	53	0	0	0	53	0	0	0	0	0	0	0
NORMANDEALE COMMUNITY COL	410	0	0	0	410	0	0	0	0	0	0	0
NORTH CENTRAL MICH COL	239	0	0	0	239	0	0	0	0	0	0	0
NORTH CENTRAL TECH COL	250	0	0	0	250	0	0	0	0	0	0	0
NORTH FLORIDA JR COLLEGE	175	0	0	0	175	0	0	0	0	0	0	0
NORTH GREENVILLE COLLEGE	253	0	0	0	253	0	0	0	0	0	0	0
NORTH HARRIS CO COLLEGE	132	0	0	0	132	0	0	0	0	0	0	0
NORTH HENNEPIN CMTY COL	556	0	0	0	556	0	0	0	0	0	0	0
NORTH IDAHO COLLEGE	1,035	0	0	0	1,035	0	0	0	0	0	0	0
NORTH SHORE CMTY COLLEGE	909	0	0	0	909	0	0	0	0	0	0	0
NORTHAMPTON CNTY CMTY COL	754	0	0	0	754	0	0	0	0	0	0	0
NORTHEAST ALA ST JR COL	157	0	0	0	157	0	0	0	0	0	0	0
NORTHEAST MISS JUNIOR COL	1,185	0	0	0	1,185	0	0	0	0	0	0	0
NORTHEASTERN JUNIOR COL	500	0	0	0	500	0	0	0	0	0	0	0
NORTHEASTERN OKLA A&M COL	652	0	0	0	652	0	0	0	0	0	0	0
NORTHEASTN CHRISTN JR COL	252	0	0	0	252	0	0	0	0	0	0	0
NORTHERN ARKANSAS C COLL	586	0	0	0	586	0	0	0	0	0	0	0
NORTHERN ESSEX CMTY COL	1,041	0	0	0	1,041	0	0	0	0	0	0	0
NORTHERN NEVADA CMTY COL	48	0	0	0	48	0	0	0	0	0	0	0
NORTHERN OKLAHOMA COLLEGE	185	0	0	0	185	0	0	0	0	0	0	0
NORTHERN VA COMMUNITY COL	1,496	0	0	0	1,496	0	0	0	0	0	0	0
NORTHLAND CMTY COLLEGE	237	0	0	0	237	0	0	0	0	0	0	0
NORTHLAND PIONEER COLLEGE	274	0	0	0	274	0	0	0	0	0	0	0
NORTHRN ME VOC TECH INST	375	0	0	0	375	0	0	0	0	0	0	0
NORTHWEST ALA ST JR COL	729	0	0	0	729	0	0	0	0	0	0	0
NORTHWEST COMMUNITY COL	262	0	0	0	262	0	0	0	0	0	0	0
NORTHWEST IOWA TECH COL	98	0	0	0	98	0	0	0	0	0	0	0
NORTHWEST MISS JUNIOR COL	1,591	0	0	0	1,591	0	0	0	0	0	0	0
NORTHWEST TECHNICAL INST	6	0	0	0	6	0	0	0	0	0	0	0
NORTHWESTERN MICHIGAN COL	526	0	0	0	520	0	0	0	0	0	0	0
NORTHWOOD INSTITUTE	503	0	0	0	503	0	0	0	0	0	0	0
NORTHWESTRN BUS C-TECH CTR	319	0	0	0	319	0	0	0	0	0	0	0
NORTHWESTRN CONN CMTY COL	170	0	0	0	170	0	0	0	0	0	0	0
NORTHWESTRN ELECTRON INST	225	0	0	0	225	0	0	0	0	0	0	0
NORWALK COMMUNITY COLLEGE	267	0	0	0	267	0	0	0	0	0	0	0
NRTHRN N HEX CMTY COL	701	0	0	0	666	35	0	0	0	0	0	0
O.S. JOHNSON SCH TECH	200	0	0	0	200	0	0	0	0	0	0	0
OAKLAND CITY COLLEGE	1,084	0	0	0	1,084	0	0	0	0	0	0	0
OAKLAND COMMUNITY COLLEGE	1,198	0	0	0	1,198	0	0	0	0	0	0	0

SEE FOOTNOTES AT END OF TABLE

TABLE B-38. — FEDERAL OBLIGATIONS TO UNIVERSITIES AND COLLEGES
BY CATEGORY OF INSTITUTION AND AGENCY: FY 1982

(DOLLARS IN THOUSANDS)

INSTITUTIONAL CATEGORY AND INSTITUTION 1/ CATEGORY E., CONTINUED	TOTAL	USDA	COM	DOD	ED	DOE	EPA	HHS	INT	NASA	NSF	OTHER*
OAKTON COMMUNITY COLLEGE	152	0	0	0	152	0	0	0	0	0	0	0
OCEAN COUNTY COLLEGE	676	0	0	0	676	0	0	0	0	0	0	0
ODESSA COLLEGE	297	0	0	0	297	0	0	0	0	0	0	0
OGLALA SIOUX CMTY COLLEGE	889	0	0	0	889	0	0	0	0	0	0	0
OHIO INST OF TECHNOLOGY	764	0	0	0	764	0	0	0	0	0	0	0
OHIO VALLEY COLLEGE	249	0	0	0	249	0	0	0	0	0	0	0
OHLONE COLLEGE	196	0	0	0	196	0	0	0	0	0	0	0
OKALOOSA-WALTON JR COL	210	0	0	0	210	0	0	0	0	0	0	0
OKLA SCH BUS ACCT LAH FIN	314	0	0	0	314	0	0	0	0	0	0	0
OLEAN BUSINESS INSTITUTE	117	0	0	0	117	0	0	0	0	0	0	0
OLYMPIC COLLEGE	437	0	0	0	437	0	0	0	0	0	0	0
ORANGE COAST COLLEGE	925	0	0	0	925	0	0	0	0	0	0	0
OREGON POLYTECHNIC INST	26	0	0	0	26	0	0	0	0	0	0	0
OSCAR ROSE JUNIOR COLLEGE	830	0	0	0	700	0	130	0	0	0	0	0
OTERO JUNIOR COLLEGE	281	0	0	0	281	0	0	0	0	0	0	0
OMENSBORO BUSINESS COL	277	0	0	0	277	0	0	0	0	0	0	0
OXNARD COLLEGE	66	0	0	0	66	0	0	0	0	0	0	0
PALM BEACH JUNIOR COLLEGE	529	0	0	0	529	0	0	0	0	0	0	0
PALO VERDE COLLEGE	61	0	0	0	61	0	0	0	0	0	0	0
PAMLICO TECHNICAL COLLEGE	29	0	0	0	29	0	0	0	0	0	0	0
PANOLA JUNIOR COLLEGE	131	0	0	0	131	0	0	0	0	0	0	0
PARIS JUNIOR COLLEGE	323	0	0	0	323	0	0	0	0	0	0	0
PARKERSBURG COMMUNITY COL	328	0	0	0	328	0	0	0	0	0	0	0
PARKLAND COLLEGE	740	0	0	0	729	0	0	0	0	0	11	0
PARKS COLLEGE	553	0	0	0	553	0	0	0	0	0	0	0
PASADENA CITY COLLEGE	787	0	0	0	787	0	0	0	0	0	0	0
PASCO HERNANDO CC	570	0	0	0	570	0	0	0	0	0	0	0
PASSAIC COUNTY CMTY COL	1,973	0	0	0	1,973	0	0	0	0	0	0	0
PATRICK HENRY CMTY COL	121	0	0	0	121	0	0	0	0	0	0	0
PATRICK HENRY ST JR COL	159	0	0	0	159	0	0	0	0	0	0	0
PAUL D CAMP CMTY COLLEGE	353	0	0	0	353	0	0	0	0	0	0	0
PAUL SMITH'S COL ARTS SCI	408	0	0	0	408	0	0	0	0	0	0	0
PEACE COLLEGE	119	0	0	0	119	0	0	0	0	0	0	0
PEARL RIVER JUNIOR COL	834	0	0	0	834	0	0	0	0	0	0	0
PEIRCE JR COLLEGE	944	0	0	0	944	0	0	0	0	0	0	0
PENINSULA COLLEGE	164	0	0	0	164	0	0	0	0	0	0	0
PENN TECHNICAL INSTITUTE	186	0	0	0	186	0	0	0	0	0	0	0
PENN-OHIO JUNIOR COLLEGE	82	0	0	0	82	0	0	0	0	0	0	0
PENNSYLVANIA INST OF TECH	197	0	0	0	197	0	0	0	0	0	0	0
PENSACOLA JUNIOR COLLEGE	1,178	0	0	0	1,178	0	0	0	0	0	0	0
PERALTA CMTY COL SYS OFF	1	0	0	0	1	0	0	0	0	0	0	0
PHILLIPS COL NEW ORLEANS	602	0	0	0	602	0	0	0	0	0	0	0
PHILLIPS COL OF JACKSON	552	0	0	0	552	0	0	0	0	0	0	0
PHILLIPS COLLEGE	671	0	0	0	671	0	0	0	0	0	0	0
PHILLIPS COLLEGE-AUGUSTA	698	0	0	0	698	0	0	0	0	0	0	0
PHILLIPS COLLEGE-COLUMBUS	440	0	0	0	440	0	0	0	0	0	0	0
PHILLIPS COUNTY CMTY COL	788	0	0	0	639	0	0	149	0	0	0	0
PHOENIX COLLEGE	1,259	0	0	0	1,259	0	0	0	0	0	0	0
PIEDMONT TECH COLLEGE	589	0	0	0	589	0	0	0	0	0	0	0
PIEDMONT TECHNICAL COL	607	0	0	0	607	0	0	0	0	0	0	0
PIEDMONT VA COMMUNITY COL	271	0	0	0	271	0	0	0	0	0	0	0
PIKES PEAK COMMUNITY COL	872	0	0	0	872	0	0	0	0	0	0	0
PIMA COMMUNITY COLLEGE	2,898	0	0	0	2,898	0	0	0	0	0	0	0
PINE MANOR COLLEGE	79	0	0	0	79	0	0	0	0	0	0	0
PINEBROOK JUNIOR COLLEGE	78	0	0	0	78	0	0	0	0	0	0	0
PIONEER CMTY COLLEGE	9	0	0	0	9	0	0	0	0	0	0	0
PITT COMMUNITY COLLEGE	432	0	0	0	432	0	0	0	0	0	0	0
PITTS INST AERONAUTICS	140	0	0	0	140	0	0	0	0	0	0	0
PITTSBURGH TECHNICAL INST	168	0	0	0	168	0	0	0	0	0	0	0
POLK COMMUNITY COLLEGE	415	0	0	0	415	0	0	0	0	0	0	0
PONCE REGIONAL COLLEGE	137	0	0	0	137	0	0	0	0	0	0	0
PORTERVILLE COLLEGE	265	0	0	0	265	0	0	0	0	0	0	0
PORTLAND COMMUNITY COL	3,386	0	0	0	3,386	0	0	0	0	0	0	0
POST COLLEGE	403	0	0	0	403	0	0	0	0	0	0	0
POTOMAC STATE COLLEGE	413	0	0	0	413	0	0	0	0	0	0	0
POWELSON BUSINESS INST	538	0	0	0	538	0	0	0	0	0	0	0
PRAIRIE STATE COLLEGE	538	0	0	0	538	0	0	0	0	0	0	0
PRATT COMMUNITY COL	116	0	0	0	116	0	0	0	0	0	0	0
PRESENTATION COLLEGE	337	0	0	0	337	0	0	0	0	0	0	0
PRINCE GEORGES CMTY COL	1,575	0	0	0	1,575	0	0	0	0	0	0	0
PUEBLO VOCATIONAL CMTY C	323	0	0	0	323	0	0	0	0	0	0	0
QUINCY JUNIOR COLLEGE	652	0	0	0	652	0	0	0	0	0	0	0
QUINEBAUG VALLEY CC	85	0	0	0	85	0	0	0	0	0	0	0
QUINSIGAMOND CMTY COLLEGE	1,025	0	0	0	1,025	0	0	0	0	0	0	0
RAINY RIVER COMMUNITY COL	216	0	0	0	216	0	0	0	0	0	0	0
RAHIREZ COL-BUS & TECH	1,176	0	0	0	1,176	0	0	0	0	0	0	0
RANDOLPH TECH COLLEGE	156	0	0	0	156	0	0	0	0	0	0	0
RANGER JUNIOR COLLEGE	350	0	0	0	350	0	0	0	0	0	0	0
RAPPAHANNOCK CMTY COLLEGE	275	0	0	0	275	0	0	0	0	0	0	0
READING AREA CC	499	0	0	0	499	0	0	0	0	0	0	0
REEDLEY COLLEGE	446	0	0	0	446	0	0	0	0	0	0	0
REINHARDT COLLEGE	132	0	0	0	132	0	0	0	0	0	0	0
REND LAKE COLLEGE	298	0	0	0	298	0	0	0	0	0	0	0
RICHLAND CMTY COL	281	0	0	0	281	0	0	0	0	0	0	0
RICHLAND COLLEGE	283	0	0	0	283	0	0	0	0	0	0	0
RICHMOND TECHNICAL COL	160	0	0	0	160	0	0	0	0	0	0	0
RIO MONDO COLLEGE	787	0	0	0	787	0	0	0	0	0	0	0
RIO SALADO COLLEGE	214	0	0	0	214	0	0	0	0	0	0	0
RIVERSIDE CITY COLLEGE	828	0	0	0	828	0	0	0	0	0	0	0

SEE FOOTNOTES AT END OF TABLE

TABLE B-38. -- FEDERAL OBLIGATIONS TO UNIVERSITIES AND COLLEGES
BY CATEGORY OF INSTITUTION AND AGENCY: FY 1982

-CONTINUED

(DOLLARS IN THOUSANDS)

INSTITUTIONAL CATEGORY AND INSTITUTION 1/ CATEGORY E., CONTINUED	TOTAL	USDA	COM	DOD	ED	DOE	EPA	HHS	INT	NASA	NSF	OTHER*
ROANE STATE COMMUNITY COL	496	0	0	0	496	0	0	0	0	0	0	0
ROANOKE-CHOWAN TECH INST	408	0	0	0	408	0	0	0	0	0	0	0
ROBERT MORRIS COL (ILL)	1,007	0	0	0	1,007	0	0	0	0	0	0	0
ROBESON TECHNICAL COLLEGE	265	0	0	0	265	0	0	0	0	0	0	0
ROCHESTER COMMUNITY COL	470	0	0	0	470	0	0	0	0	0	0	0
ROCK VALLEY COLLEGE	414	0	0	0	414	0	0	0	0	0	0	0
ROCKINGHAM COMMUNITY COL	133	0	0	0	133	0	0	0	0	0	0	0
ROGUE COMMUNITY COLLEGE	265	0	0	0	265	0	0	0	0	0	0	0
ROXBURY COMMUNITY COLLEGE	1,042	0	0	0	1,042	0	0	0	0	0	0	0
RUTLEDGE (WINSTON-SALEM)	232	0	0	0	232	0	0	0	0	0	0	0
RUTLEDGE COL OF DURHAM	298	0	0	0	298	0	0	0	0	0	0	0
RUTLEDGE COLL (CHARLOTTE)	478	0	0	0	478	0	0	0	0	0	0	0
RUTLEDGE COLLEGE	413	0	0	0	413	0	0	0	0	0	0	0
RUTLEDGE COLLEGE	266	0	0	0	266	0	0	0	0	0	0	0
RUTLEDGE COLLEGE	3,219	0	0	0	3,219	0	0	0	0	0	0	0
RUTLEDGE COLLEGE	56	0	0	0	56	0	0	0	0	0	0	0
S D BISHOP ST JR COLLEGE	881	0	0	0	881	0	0	0	0	0	0	0
S E CMTY COL - LINCOLN	422	0	0	0	422	0	0	0	0	0	0	0
SACRAMENTO CITY COLLEGE	924	0	0	0	924	0	0	0	0	0	0	0
SADDLEBACK COLLEGE	443	0	0	0	389	0	0	0	0	0	54	0
SAINT BERNARD PARISH CC	12	0	0	0	12	0	0	0	0	0	0	0
SALEM COMMUNITY COLLEGE	352	0	0	0	352	0	0	0	0	0	0	0
SALISH KOOTENAI CMTY COL	255	0	0	0	255	0	0	0	0	0	0	0
SAMPSON TECHNICAL COLLEGE	629	0	0	0	578	0	0	51	0	0	0	0
SAN ANTONIO CMTY COL DIST	5,522	0	0	0	5,522	0	0	0	0	0	0	0
SAN BERNARDINO VALLEY COL	1,127	0	0	0	1,127	0	0	0	0	0	0	0
SAN DIEGO JR COL SYS OFF	63	31	0	0	32	0	0	0	0	0	0	0
SAN DIEGO MESA COLLEGE	1,731	0	0	0	1,731	0	0	0	0	0	0	0
SAN DIEGO MIRAMAR COLLEGE	106	0	0	0	106	0	0	0	0	0	0	0
SAN FRANCISCO CC DISTRICT	3,050	0	0	0	3,050	0	0	0	0	0	0	0
SAN JACINTO COL CTRL CAM	267	0	0	0	267	0	0	0	0	0	0	0
SAN JACINTO COL NORTH CAM	1	0	0	0	1	0	0	0	0	0	0	0
SAN JACINTO COL SOUTH CAM	1	0	0	0	1	0	0	0	0	0	0	0
SAN JOAQUIN DELTA COLLEGE	2,222	0	0	0	2,222	0	0	0	0	0	0	0
SAN JUAN TECH CMTY COL	769	0	0	0	769	0	0	0	0	0	0	0
SANDHILLS COMMUNITY COL	200	0	0	0	200	0	0	0	0	0	0	0
SANTA ANA COLLEGE	1,716	0	0	0	1,696	0	0	0	0	0	20	0
SANTA BARBARA CITY COL	971	0	0	30	941	0	0	0	0	0	0	0
SANTA FE COMMUNITY COL	1,660	0	0	0	1,660	0	0	0	0	0	0	0
SANTA MONICA COLLEGE	907	0	0	0	907	0	0	0	0	0	0	0
SANTA ROSA JUNIOR COLLEGE	1,394	0	0	0	1,368	26	0	0	0	0	0	0
SAUK VALLEY COLLEGE	490	0	0	0	490	0	0	0	0	0	0	0
SAYRE JUNIOR COLLEGE	63	0	0	0	63	0	0	0	0	0	0	0
SCHOOLCRAFT COLLEGE	435	0	0	0	435	0	0	0	0	0	0	0
SCHREINER COLLEGE	111	0	0	0	111	0	0	0	0	0	0	0
SCOTTSDALE CMTY COLLEGE	334	0	0	0	334	0	0	0	0	0	0	0
SEATTLE COMMUNITY COLLEGE	3,979	0	0	0	3,979	0	0	0	0	0	0	0
SELMA UNIVERSITY	899	0	0	0	662	0	0	237	0	0	0	0
SEMINOLE COMMUNITY COL	784	0	0	0	784	0	0	0	0	0	0	0
SEMINOLE JUNIOR COL (OK)	466	0	0	0	466	0	0	0	0	0	0	0
SEWARD COUNTY CMTY COL	149	0	0	0	149	0	0	0	0	0	0	0
SHASTA COLLEGE	628	0	0	0	628	0	0	0	0	0	0	0
SHAWNEE COLLEGE	186	0	0	0	186	0	0	0	0	0	0	0
SHAWNEE STATE CMTY COLL	4	0	0	0	4	0	0	0	0	0	0	0
SHELBY STATE CMTY COLLEGE	3,217	0	0	0	3,217	0	0	0	0	0	0	0
SHELDON JACKSON COLLEGE	150	0	0	0	150	0	0	0	0	0	0	0
SHELTON STATE CMTY COL	217	0	0	0	217	0	0	0	0	0	0	0
SHERIDAN COLLEGE	199	0	0	0	199	0	0	0	0	0	0	0
SHORELINE COMMUNITY COL	490	0	0	0	490	0	0	0	0	0	0	0
SHORTER COLLEGE	206	0	0	0	206	0	0	0	0	0	0	0
SIERRA COLLEGE	429	0	0	0	429	0	0	0	0	0	0	0
SINCLAIR COMMUNITY COL	2,142	0	0	0	2,142	0	0	0	0	0	0	0
SINTE GLESKA COLLEGE	302	0	0	0	302	0	0	0	0	0	0	0
SIOUX EMPIRE COLLEGE	458	0	0	0	453	0	0	0	0	0	0	0
SKAGIT VALLEY COLLEGE	444	0	0	0	444	0	0	0	0	0	0	0
SKYLINE COLLEGE	600	0	0	0	600	0	0	0	0	0	0	0
SNEAD STATE JUNIOR COL	204	0	0	0	204	0	0	0	0	0	0	0
SNOW COLLEGE	467	0	0	0	467	0	0	0	0	0	0	0
SOLANO COMMUNITY COLLEGE	444	0	0	0	444	0	0	0	0	0	0	0
SOMERSET COUNTY COLLEGE	208	0	0	0	208	0	0	0	0	0	0	0
SOUTH CENTRAL CMTY COL	487	0	0	0	487	0	0	0	0	0	0	0
SOUTH FLORIDA JUNIOR COL	107	0	0	0	107	0	0	0	0	0	0	0
SOUTH GEORGIA COLLEGE	920	0	0	0	920	0	0	0	0	0	0	0
SOUTH MOUNTAIN CMTY COL	527	0	0	0	527	0	0	0	0	0	0	0
SOUTH OKLA CTY JR COLLEGE	464	0	0	0	464	0	0	0	0	0	0	0
SOUTH PLAINS COLLEGE	628	0	0	0	628	0	0	0	0	0	0	0
SOUTHEAST CMTY COL MILFRD	278	0	0	0	278	0	0	0	0	0	0	0
SOUTHEASTERN ILLINOIS COL	227	0	0	0	227	0	0	0	0	0	0	0
SOUTHEASTRN CMTY COL (IA)	303	0	0	0	303	0	0	0	0	0	0	0
SOUTHEASTRN CMTY COL (NC)	519	0	0	0	519	0	0	0	0	0	0	0
SOUTHERN BAPTIST COLLEGE	482	0	0	0	482	0	0	0	0	0	0	0
SOUTHERN BUSINESS COLLEGE	2,159	0	0	0	2,159	0	0	0	0	0	0	0
SOUTHERN ME VOC TECH INST	343	0	0	0	343	0	0	0	0	0	0	0
SOUTHERN OHIO COLLEGE	3,761	0	0	0	3,761	0	0	0	0	0	0	0
SOUTHERN SEMINARY JR COL	97	0	0	0	97	0	0	0	0	0	0	0
SOUTHERN UNION ST JR COL	332	0	0	0	332	0	0	0	0	0	0	0
SOUTHERN W VA CMTY COL	357	0	0	0	357	0	0	0	0	0	0	0
SOUTHSIDE VA CMTY COLLEGE	299	0	0	0	299	0	0	0	0	0	0	0
SOUTHWEST MISS JUNIOR COL	214	0	0	0	214	0	0	0	0	0	0	0

SEE FOOTNOTES AT END OF TABLE

TABLE B-38. -- FEDERAL OBLIGATIONS TO UNIVERSITIES AND COLLEGES
BY CATEGORY OF INSTITUTION AND AGENCY: FY 1982

-CONTINUED

(DOLLARS IN THOUSANDS)

INSTITUTIONAL CATEGORY AND INSTITUTION 1/	TOTAL	USDA	COM	DOD	ED	DOE	EPA	HHS	INT	NASA	NSF	OTHER*
CATEGORY E., CONTINUED												
SOUTHWEST TEXAS JR COL	814	0	0	0	814	0	0	0	0	0	0	0
SOUTHWEST VA CMTY COL	516	0	0	0	516	0	0	0	0	0	0	0
SOUTHWESTERN CMTY COLLEGE	247	0	0	0	247	0	0	0	0	0	0	0
SOUTHWESTERN COLLEGE	1,395	0	0	0	1,395	0	0	0	0	0	0	0
SOUTHWESTERN MICHIGAN COL	663	0	0	0	663	0	0	0	0	0	0	0
SOUTHWESTN CHRISTIAN COL	423	0	0	0	423	0	0	0	0	0	0	0
SOUTHWESTERN OREG CMTY COL	415	0	0	0	415	0	0	0	0	0	0	0
SPARTAN SCH AERONAUTICS	76	0	0	0	76	0	0	0	0	0	0	0
SPARTANBURG METH COLLEGE	787	0	0	0	787	0	0	0	0	0	0	0
SPOKANE COMMUNITY COLLEGE	1,326	0	0	0	1,326	0	0	0	0	0	0	0
SPOKANE FALLS CMTY COL	1,033	1	0	0	1,032	0	0	0	0	0	0	0
SPOON RIVER COLLEGE	283	0	0	0	283	0	0	0	0	0	0	0
SPRINGFIELD COL IN ILL	77	0	0	0	77	0	0	0	0	0	0	0
SPRINGFIELD TECH CMTY COL	256	0	0	0	256	0	0	0	0	0	0	0
ST CATHERINE COLLEGE	196	0	0	0	196	0	0	0	0	0	0	0
ST CLAIR COUNTY CMTY COL	606	0	0	0	606	0	0	0	0	0	0	0
ST GREGORYS COLLEGE	142	0	0	0	142	0	0	0	0	0	0	0
ST JOHN'S COLLEGE	123	0	0	0	123	0	0	0	0	0	0	0
ST JOHN'S RIVER CMTY COL	205	0	0	0	205	0	0	0	0	0	0	0
ST LOUIS COMMUNITY COL	4,768	0	0	0	4,768	0	0	0	0	0	0	0
ST MARY'S COL OF O'FALLON	175	0	0	0	175	0	0	0	0	0	0	0
ST MARY'S COLLEGE	18	0	0	0	18	0	0	0	0	0	0	0
ST MARY'S JUNIOR COLLEGE	217	0	0	0	217	0	0	0	0	0	0	0
ST PAUL'S COLLEGE (MO)	55	0	0	0	55	0	0	0	0	0	0	0
ST PETERSBURG JUNIOR COL	1,428	0	0	0	1,428	0	0	0	0	0	0	0
STANDING ROCK CMTY COL	173	0	0	0	173	0	0	0	0	0	0	0
STANLY TECHNICAL COLLEGE	78	0	0	0	78	0	0	0	0	0	0	0
STARK TECHNICAL INSTITUTE	340	0	0	0	340	0	0	0	0	0	0	0
STATE COMMUNITY COLLEGE	916	0	0	0	916	0	0	0	0	0	0	0
STATE FAIR COMMUNITY COL	239	0	0	0	239	0	0	0	0	0	0	0
STATE TECH INST KNOXVILLE	225	0	0	0	225	0	0	0	0	0	0	0
STATE TECH INST MEMPHIS	830	0	0	0	830	0	0	0	0	0	0	0
STENOTYPE INSTITUTE	195	0	0	0	195	0	0	0	0	0	0	0
STEVENS HENAGER COLLEGE	386	0	0	0	386	0	0	0	0	0	0	0
STHEAST CMTY CO FAIRBURY	126	0	0	0	126	0	0	0	0	0	0	0
STHRN ST GEN TECH COLLEGE	236	0	0	0	236	0	0	0	0	0	0	0
SUE BENNETT COLLEGE	107	0	0	0	107	0	0	0	0	0	0	0
SUFFOLK CO CC EASTERN CAM	1	0	0	0	1	0	0	0	0	0	0	0
SUFFOLK CO CC WESTERN CAM	1	0	0	0	1	0	0	0	0	0	0	0
SULLIVAN JR COL OF BUS	670	0	0	0	670	0	0	0	0	0	0	0
SUNY ADIRONDACK CMTY COL	588	0	0	0	588	0	0	0	0	0	0	0
SUNY AG & TECH ALFRED	352	0	0	0	352	0	0	0	0	0	0	0
SUNY AG & TECH CANTON	319	0	0	0	319	0	0	0	0	0	0	0
SUNY AG & TECH COBLESKILL	144	0	0	0	144	0	0	0	0	0	0	0
SUNY AG & TECH DELHI	218	0	0	0	218	0	0	0	0	0	0	0
SUNY AG & TECH FARMINGDALE	969	0	0	0	969	0	0	0	0	0	0	0
SUNY AG & TECH MORRISVILLE	116	0	0	0	116	0	0	0	0	0	0	0
SUNY BROOME CMTY COL	1,129	0	0	0	1,129	0	0	0	0	0	0	0
SUNY CLINTON CMTY COLLEGE	364	0	0	0	364	0	0	0	0	0	0	0
SUNY CMTY COL FINGER LAKE	783	0	0	0	783	0	0	0	0	0	0	0
SUNY COLUMBIA GREENE COL	383	0	0	0	383	0	0	0	0	0	0	0
SUNY CORNING CMTY COLLEGE	1,281	0	0	0	1,281	0	0	0	0	0	0	0
SUNY DUTCHESS CMTY COL	947	0	0	0	947	0	0	0	0	0	0	0
SUNY ERIE CC NORTH CAM	2,593	0	0	0	2,593	0	0	0	0	0	0	0
SUNY FULTON MONT CMTY COL	583	0	0	0	583	0	0	0	0	0	0	0
SUNY GENESEE CMTY COLLEGE	1,053	0	0	0	1,053	0	0	0	0	0	0	0
SUNY HERKIMER CO CMTY COL	595	0	0	0	595	0	0	0	0	0	0	0
SUNY HUDSON VAL CMTY COL	1,543	0	0	0	1,543	0	0	0	0	0	0	0
SUNY JAMESTOWN CMTY COL	952	0	0	0	952	0	0	0	0	0	0	0
SUNY JEFFERSON CMTY COL	606	0	0	23	583	0	0	0	0	0	0	0
SUNY MOHAWK VAL CMTY COL	1,888	0	0	0	1,888	0	0	0	0	0	0	0
SUNY MONROE CMTY COLLEGE	1,786	0	0	0	1,786	0	0	0	0	0	0	0
SUNY NASSAU CMTY COLLEGE	2,353	0	0	0	2,353	0	0	0	0	0	0	0
SUNY NIAGARA CTY CMTY COL	1,097	0	0	0	1,097	0	0	0	0	0	0	0
SUNY NORTH CNTRY CMTY COL	522	0	0	0	522	0	0	0	0	0	0	0
SUNY ONONDAGA CMTY COL	1,399	0	0	0	1,399	0	0	0	0	0	0	0
SUNY ORANGE CMTY CMTY COL	1,119	0	0	0	1,119	0	0	0	0	0	0	0
SUNY ROCKLAND CMTY COL	1,954	0	0	0	1,954	0	0	0	0	0	0	0
SUNY SCHENECTADY CMTY CC	590	0	0	0	590	0	0	0	0	0	0	0
SUNY SUFFOLK CO CMTY COL	4,373	0	0	0	4,373	0	0	0	0	0	0	0
SUNY SULLIVAN CO CMTY COL	613	0	0	0	613	0	0	0	0	0	0	0
SUNY TOMPKINS CORTLAND CC	994	0	0	0	958	0	0	0	0	0	0	0
SUNY ULSTER CMTY CMTY COL	911	0	0	0	911	0	0	0	0	0	0	0
SUNY WESTCHESTER CMTY COL	1,535	0	0	0	1,535	0	0	0	0	0	0	0
SUOMI COLLEGE	4,775	0	0	0	4,775	0	0	0	0	0	0	0
SURRY COMMUNITY COLLEGE	251	0	0	0	251	0	0	0	0	0	0	0
TACOMA COMMUNITY COLLEGE	550	0	0	0	549	0	0	0	0	0	0	0
TAFT COLLEGE	105	0	0	0	105	0	0	0	0	0	0	0
TALLAHASSEE COMMUNITY COL	497	0	0	0	497	0	0	0	0	0	0	0
TAMPA TECHNICAL INSTITUTE	655	0	0	0	655	0	0	0	0	0	0	0
TARRANT COUNTY JUNIOR COL	913	0	0	0	913	0	0	0	0	0	0	0
TECHNICAL COL OF ALAMANCE	155	0	0	0	155	0	0	0	0	0	0	0
TEMPLE JUNIOR COLLEGE	276	0	0	0	276	0	0	0	0	0	0	0
TERRA TECHNICAL COLLEGE	252	0	0	0	252	0	0	0	0	0	0	0
TEXARKANA CMTY COLLEGE	287	0	0	0	287	0	0	0	0	0	0	0
TEXAS SOUTHWEST COLLEGE	809	0	0	0	809	0	0	0	0	0	0	0
TEXAS STATE TECH INST	2,384	0	0	0	2,384	0	0	0	0	0	0	0
THAMES VALLEY ST TECH COL	109	0	0	0	109	0	0	0	0	0	0	0
THOMAS COUNTY CMTY COLL	251	0	0	0	251	0	0	0	0	0	0	0

SEE FOOTNOTES AT END OF TABLE

TABLE B-38. -- FEDERAL OBLIGATIONS TO UNIVERSITIES AND COLLEGES
BY CATEGORY OF INSTITUTION AND AGENCY: FY 1982

(DOLLARS IN THOUSANDS)

INSTITUTION 1/ AND CATEGORY E., CONTINUED	TOTAL	USDA	COM	DOD	ED	DOE	EPA	HHS	INT	NASA	NSF	OTHER*
THOMAS NELSON CMTY COL	681	0	0	0	681	0	0	0	0	0	0	0
THORNTON COMMUNITY COL	632	0	0	0	632	0	0	0	0	0	0	0
THREE RIVERS CMTY COLLEGE	533	0	0	0	533	0	0	0	0	0	0	0
TIDEMATER COMMUNITY COL	1,364	0	0	0	1,364	0	0	0	0	0	0	0
TOBE-COBURN SCH FASH CAR	26	0	0	0	26	0	0	0	0	0	0	0
TOMLINSON COLLEGE	252	0	0	0	252	0	0	0	0	0	0	0
TREASURE VALLEY CMTY COL	254	0	0	0	254	0	0	0	0	0	0	0
TRENTON JUNIOR COLLEGE	110	0	0	0	110	0	0	0	0	0	0	0
TRI-CITIES ST TECH INST	206	0	0	0	206	0	0	0	0	0	0	0
TRI-COUNTY CMTY COLLEGE	243	0	0	0	243	0	0	0	0	0	0	0
TRI-COUNTY TECH COLLEGE	82	0	0	0	0	0	0	82	0	0	0	0
TRIANGLE INST TECH-PITTS	244	0	0	0	244	0	0	0	0	0	0	0
TRIDENT TECHNICAL COLLEGE	1,081	0	0	0	1,081	0	0	0	0	0	0	0
TRINIDAD STATE JUNIOR COL	638	0	0	0	638	0	0	0	0	0	0	0
TRITON COLLEGE	1,581	0	0	0	1,581	0	0	0	0	0	0	0
TROCAIRE COLLEGE	538	0	0	0	538	0	0	0	0	0	0	0
TRUCKEE MEADOWS CMTY COL	190	0	0	0	190	0	0	0	0	0	0	0
TRUETT MCCONNELL COLLEGE	248	0	0	0	248	0	0	0	0	0	0	0
FULSA JUNIOR COLLEGE	408	0	0	0	401	0	0	7	0	0	0	0
TUNXIS COMMUNITY COLLEGE	175	0	0	0	175	0	0	0	0	0	0	0
TURTLE MOUNTAIN COMM COL	596	0	0	0	596	0	0	0	0	0	0	0
TYLER JUNIOR COLLEGE	419	0	0	0	419	0	0	0	0	0	0	0
U OF HAWAII-HONOLULU COM C	411	0	0	0	352	0	0	0	0	0	59	0
U OF HAWAII-KAUAI COMM COL	76	0	0	0	76	0	0	0	0	0	0	0
U OF HAWAII-LEEWARD COL	274	0	0	0	274	0	0	0	0	0	0	0
U OF HAWAII-HAUI COMM COL	407	0	0	0	407	0	0	0	0	0	0	0
U OF HAWAII-WINDWARD CMTY C	211	0	0	0	211	0	0	0	0	0	0	0
U P R - CAROLINA REG COL	268	0	0	0	268	0	0	0	0	0	0	0
U P R - REGIONAL COL ADMN	22,426	0	0	0	22,426	0	0	0	0	0	0	0
UMPQUA COMMUNITY COLLEGE	400	0	0	0	400	0	0	0	0	0	0	0
UNION COLLEGE (NJ)	951	0	0	0	951	0	0	0	0	0	0	0
UNITED ELECTRON INST-IOWA	518	0	0	0	518	0	0	0	0	0	0	0
UNIV OF HAWAII KAPIOLANI CC	422	0	0	0	422	0	0	0	0	0	0	0
UNIV OF MAINE AUGUSTA	996	0	0	0	996	0	0	0	0	0	0	0
UNIV OF P R-ARECIBO COL	176	0	0	0	176	0	0	0	0	0	0	0
UNIV OF S DAK SPRINGFIELD	516	0	0	0	516	0	0	0	0	0	0	0
UNIV OF WIS-CENTER SYSTEM	262	0	0	0	32	0	0	228	0	0	0	0
UNIVERSITY OF ME-BANGOR	10	0	0	0	0	0	0	0	10	0	0	0
UTAH TECHNICAL COL PROVO	1,015	0	0	0	900	0	100	0	0	0	0	15
UTAH TECHNICAL COL-SLT LK	797	0	0	0	797	0	0	0	0	0	0	0
UTICA JUNIOR COLLEGE	1,595	0	0	0	1,595	0	0	0	0	0	0	0
UTICA SCHOOL OF COMMERCE	212	0	0	0	212	0	0	0	0	0	0	0
VA HIGHLANDS CMTY COLLEGE	621	0	0	0	621	0	0	0	0	0	0	0
VALE TECHNICAL INSTITUTE	1,052	0	0	0	1,052	0	0	0	0	0	0	0
VALENCIA COMMUNITY COL	1,505	0	0	0	1,505	0	0	0	0	0	0	0
VALLEY FORGE MILIT JR COL	5	0	0	0	5	0	0	0	0	0	0	0
VANGUARD GRANVILLE CMTY COLL	306	0	0	0	306	0	0	0	0	0	0	0
VENTURA CMTY CC SYS OFF	1,307	0	0	0	1,307	0	0	0	0	0	0	0
VENTURA COLLEGE	18	0	0	0	18	0	0	0	0	0	0	0
VERMILION COMMUNITY COL	388	0	0	0	388	0	0	0	0	0	0	0
VERMONT TECHNICAL COLLEGE	575	0	0	0	575	0	0	0	0	0	0	0
VERNON REGIONAL JR COL	160	0	0	0	160	0	0	0	0	0	0	0
VICTOR VALLEY COLLEGE	312	0	0	0	312	0	0	0	0	0	0	0
VICTORIA COLLEGE	63	0	0	0	63	0	0	0	0	0	0	0
VILLA JULIE COLLEGE	260	0	0	0	260	0	0	0	0	0	0	0
VILLA MARIA COL BUFFALO	404	0	0	0	404	0	0	0	0	0	0	0
VINCENNES UNIVERSITY	2,056	0	0	0	2,056	0	0	0	0	0	0	0
VIRGINIA WESTERN COMM COL	665	0	0	0	665	0	0	0	0	0	0	0
VISTA COLLEGE	11	0	0	0	11	0	0	0	0	0	0	0
VOLUNTEER STATE CMTY COL	262	0	0	0	262	0	0	0	0	0	0	0
W VA NORTHERN CMTY COL	346	0	0	0	346	0	0	0	0	0	0	0
W VALY JNT CC DIST SYS OF	643	0	0	0	643	0	0	0	0	0	0	0
WAKE TECHNICAL COLLEGE	124	0	0	0	124	0	0	0	0	0	0	0
WALDORF COLLEGE	280	0	0	0	280	0	0	0	0	0	0	0
WALKER COLLEGE	271	0	0	0	271	0	0	0	0	0	0	0
WALLA WALLA COMMUNITY COL	463	0	0	0	463	0	0	0	0	0	0	0
WALLACE ST CC HANCEVILLE	811	0	0	0	811	0	0	0	0	0	0	0
WALTERS STATE COMM COLL	514	0	0	0	514	0	0	0	0	0	0	0
WASHINGTON TECH COLLEGE	197	0	0	0	197	0	0	0	0	0	0	0
WASHTENAW COMMUNITY COL	897	0	0	0	897	0	0	0	0	0	0	0
WATERBURY STATE TECH COL	79	0	0	0	79	0	0	0	0	0	0	0
WATTERSON COLLEGE	2,357	0	0	0	2,357	0	0	0	0	0	0	0
WAUBONSEE COMMUNITY COL	244	0	0	0	244	0	0	0	0	0	0	0
WAYCROSS JUNIOR COLLEGE	172	0	0	0	172	0	0	0	0	0	0	0
WAYNE COMMUNITY COLLEGE	486	0	0	0	486	0	0	0	0	0	0	0
WAYNE COUNTY CMTY COLLEGE	10,539	0	0	0	10,539	0	0	0	0	0	0	0
WEATHERFORD COLLEGE	141	0	0	0	141	0	0	0	0	0	0	0
WEBBER COLLEGE	91	0	0	0	91	0	0	0	0	0	0	0
WENATCHEE VALLEY COL	362	0	0	0	362	0	0	0	0	0	0	0
WENTWORTH INST OF TECH	2,526	0	0	1,442	1,084	0	0	0	0	0	0	0
WESLEY COLLEGE	755	0	0	386	369	0	0	0	0	0	0	0
WEST HILLS COLLEGE	373	0	0	0	373	0	0	0	0	0	0	0
WEST LOS ANGELES COLLEGE	181	0	0	0	181	0	0	0	0	0	0	0
WEST SHORE COMMUNITY COL	295	0	0	0	295	0	0	0	0	0	0	0
WEST SIDE INST OF TECH	92	0	0	0	92	0	0	0	0	0	0	0
WESTARK COMMUNITY COLLEGE	513	0	0	0	513	0	0	0	0	0	0	0
WESTBROOK COLLEGE	352	0	0	0	352	0	0	0	0	0	0	0
WESTCHESTER BUSINESS COL	391	0	0	0	391	0	0	0	0	0	0	0
WESTERN COLLEGE	36	0	0	0	36	0	0	0	0	0	0	0

SEE FOOTNOTES AT END OF TABLE

TABLE B-38. -- FEDERAL OBLIGATIONS TO UNIVERSITIES AND COLLEGES
BY CATEGORY OF INSTITUTION AND AGENCY: FY 1982

(DOLLARS IN THOUSANDS)

-CONTINUED

INSTITUTIONAL CATEGORY AND INSTITUTION 1/ CATEGORY E.; CONTINUED	TOTAL	USDA	COM	DOD	ED	DOE	EPA	HHS	INT	NASA	NSF	OTHER*
WESTERN IOWA TECH	668	0	0	0	668	0	0	0	0	0	0	0
WESTERN NEVADA CMTY COL	93	0	0	0	93	0	0	0	0	0	0	0
WESTERN PIEDMONT CMTY COL	142	0	0	0	142	0	0	0	0	0	0	0
WESTERN TEXAS COLLEGE	182	0	0	0	182	0	0	0	0	0	0	0
WESTERN WYOMING CMTY COL	40	1	0	0	39	0	0	0	0	0	0	0
WESTMORELAND CNTY CMTY C	842	0	0	0	842	0	0	0	0	0	0	0
WESTRN OKLAHOMA STATE COL	244	0	0	0	244	0	0	0	0	0	0	0
WHARTON COUNTY JUNIOR COL	292	0	0	0	292	0	0	0	0	0	0	0
WHATCOM COMMUNITY COLLEGE	125	0	0	0	125	0	0	0	0	0	0	0
WHITE PINES COLLEGE	30	0	0	0	30	0	0	0	0	0	0	0
WILKES COMMUNITY COLLEGE	572	0	0	0	572	0	0	0	0	0	0	0
WILLIAM RAINY HARPER COL	305	0	0	0	305	0	0	0	0	0	0	0
WILLIAMSBURG TECH COLLEGE	477	0	0	0	477	0	0	0	0	0	0	0
WILLIAMSPORT AREA CC	1,380	0	0	0	1,380	0	0	0	0	0	0	0
WILLMAR COMMUNITY COLLEGE	369	0	0	0	369	0	0	0	0	0	0	0
WIS INDNHD VO TECH ED DIS	203	0	0	0	203	0	0	0	0	0	0	0
WISCONSIN LUTHERAN COL	22	0	0	0	22	0	0	0	0	0	0	0
WOOD JUNIOR COLLEGE	182	0	0	0	182	0	0	0	0	0	0	0
WOR-WIC TECH CMTY COLLEGE	94	0	0	0	94	0	0	0	0	0	0	0
WORTHINGTON COMMUNITY COL	168	0	0	0	168	0	0	0	0	0	0	0
WYTHEVILLE COMMUNITY COL	848	0	0	0	848	0	0	0	0	0	0	0
YAKIMA VALLEY CMTY COL	602	0	0	0	602	0	0	0	0	0	0	0
YAVAPAI COLLEGE	835	0	0	0	835	0	0	0	0	0	0	0
YORK COLLEGE	1,695	0	0	0	1,695	0	0	0	0	0	0	0
YOUNG HARRIS COLLEGE	119	0	0	0	119	0	0	0	0	0	0	0
YUBA COLLEGE	545	0	0	0	545	0	0	0	0	0	0	0

1/ BASED ON CLASSIFICATIONS DEvised BY THE NATIONAL CENTER FOR EDUCATION STATISTICS.

* INCLUDES DOT, AID, HUD, LABOR, AND-NRC.

SOURCE: NATIONAL SCIENCE FOUNDATION

TABLE B-39. -- FEDERAL OBLIGATIONS TO UNIVERSITIES AND COLLEGES,
BY GEOGRAPHIC DIVISION, STATE, AND CATEGORY OF INSTITUTION: FY 1982 1/

(DOLLARS IN THOUSANDS)

GEOGRAPHIC DIVISION AND STATE						PROFESSIONAL AND SPECIALIZED				
	TOTAL	DOCT	COMP	GNRL BCCLRT	TOTAL	MEDICAL	OTHER HEALTH	ENG	ALL OTHER	2-YEAR
UNITED STATES, TOTAL	8,702,380	5,595,778	1,106,783	634,602	708,921	480,276	8,519	84,644	135,482	657,296
NEW ENGLAND, TOTAL	867,380	634,611	85,691	48,823	64,298	10,631	728	2,577	50,362	33,957
CONNECTICUT	158,321	132,718	17,845	2,427	329	0	0	0	329	5,002
MAINE	31,947	0	19,006	6,259	3,482	0	296	0	3,186	3,200
MASSACHUSETTS	549,992	427,662	28,766	19,321	53,947	10,631	432	2,577	40,307	20,296
NEW HAMPSHIRE	37,575	14,141	13,702	7,287	1,778	0	0	0	1,778	667
RHODE ISLAND	62,682	43,875	5,359	6,283	4,248	0	0	0	4,248	2,917
VERMONT	26,863	16,215	1,013	7,246	514	0	0	0	514	1,875
MIDDLE ATLANTIC, TOTAL	1,392,154	956,551	122,725	83,957	129,617	87,445	3,704	14,317	24,151	99,304
NEW JERSEY	136,756	65,261	20,867	9,809	23,546	14,857	0	4,841	3,848	17,273
NEW YORK	817,297	591,581	57,582	38,579	76,573	50,740	2,267	9,154	14,412	52,982
PENNSYLVANIA	438,101	299,709	44,276	35,569	29,498	21,848	1,437	322	5,891	29,049
EAST NORTH CENTRAL, TOTAL	1,221,676	853,475	127,508	79,877	54,793	40,874	1,589	3,251	9,079	106,023
ILLINOIS	339,071	238,691	20,411	15,037	30,914	24,550	572	2,795	2,997	34,018
INDIANA	142,935	120,077	8,708	8,336	744	0	0	370	374	5,070
MICHIGAN	288,467	191,710	31,396	21,992	2,118	0	240	0	1,878	41,251
OHIO	274,777	177,100	39,702	25,588	11,014	6,789	451	86	3,688	21,373
WISCONSIN	176,426	125,897	27,291	8,924	10,003	9,535	326	0	142	4,311
WEST NORTH CENTRAL, TOTAL	574,422	370,463	72,428	68,276	23,022	7,468	1,488	6,340	7,726	40,233
IOWA	105,690	72,825	5,964	17,057	1,057	830	29	0	198	8,787
KANSAS	64,551	42,092	7,898	7,313	271	0	0	0	271	6,977
MINNESOTA	148,297	109,957	14,918	14,003	1,404	0	502	0	902	8,015
MISSOURI	156,176	107,686	17,226	12,529	10,368	1,610	326	4,718	3,714	8,367
NEBRASKA	45,778	21,759	8,471	4,837	6,420	5,028	631	0	761	4,291
NORTH DAKOTA	25,609	10,650	8,920	3,784	548	0	0	0	548	1,707
SOUTH DAKOTA	28,321	5,494	9,031	8,753	2,954	0	0	1,622	1,332	2,089
SOUTH ATLANTIC, TOTAL	1,646,433	1,079,254	210,503	146,597	105,766	45,564	0	50,678	9,524	104,313
DELAWARE	15,908	11,895	0	2,956	302	0	0	0	302	755
DISTRICT OF COLUMBIA	301,794	235,691	65,081	555	467	0	0	0	467	0
FLORIDA	199,675	123,752	21,771	17,202	4,302	0	0	0	4,302	32,648
GEORGIA	171,396	59,747	11,628	29,153	58,704	7,507	0	50,370	827	12,164
MARYLAND	434,940	365,880	14,023	10,922	28,556	26,350	0	308	1,898	15,559
NORTH CAROLINA	245,738	153,795	39,296	34,286	1,017	0	0	0	1,017	17,344
SOUTH CAROLINA	79,512	16,537	16,609	25,099	10,293	9,709	0	0	584	10,974
VIRGINIA	161,565	94,918	38,792	13,278	1,810	1,798	0	0	12	12,767
WEST VIRGINIA	35,905	17,039	3,303	13,146	315	200	0	0	115	2,102
EAST SOUTH CENTRAL, TOTAL	461,240	175,542	135,572	64,331	26,203	22,718	471	0	3,014	59,592
ALABAMA	139,266	26,088	80,944	32,468	481	0	418	0	63	19,285
KENTUCKY	81,119	41,069	16,610	14,302	2,023	0	0	0	2,023	7,115
MISSISSIPPI	88,476	36,604	13,193	17,494	85	0	0	0	85	21,100
TENNESSEE	152,379	71,781	24,825	20,067	23,614	22,718	53	0	843	12,092
WEST SOUTH CENTRAL, TOTAL	632,093	256,332	140,259	48,332	137,533	133,460	125	536	3,412	49,637
ARKANSAS	52,068	12,322	16,673	14,682	3,369	3,272	0	0	97	5,022
LOUISIANA	101,559	51,883	39,903	7,259	21	0	0	0	21	2,493
OKLAHOMA	69,103	38,868	10,888	10,819	315	143	0	0	172	8,213
TEXAS	409,363	153,259	72,795	15,572	133,828	130,045	125	536	3,122	33,909
MOUNTAIN, TOTAL	459,551	353,485	45,423	22,686	6,371	0	0	5,553	818	31,586
ARIZONA	87,126	65,262	4,662	767	1,654	0	0	1,423	231	14,781
COLORADO	123,891	103,849	1,842	8,932	2,609	0	0	2,440	169	6,659
IDAHO	17,723	10,317	4,319	1,422	0	0	0	0	0	1,665
MONTANA	22,329	4,536	11,907	3,243	1,188	0	0	770	418	1,455
NEVADA	13,633	0	11,692	103	920	0	0	920	0	918
NEW MEXICO	97,917	82,601	11,001	3,298	0	0	0	0	0	1,017
UTAH	84,399	75,759	0	4,921	0	0	0	0	0	3,719
WYOMING	12,533	11,161	0	0	0	0	0	0	0	1,372
PACIFIC, TOTAL	1,301,093	915,065	112,979	39,443	138,354	124,832	414	989	12,119	95,252
ALASKA	16,553	0	0	16,325	78	0	0	0	78	150
CALIFORNIA	925,408	665,338	89,312	8,343	97,800	91,088	280	989	5,443	64,615
HAWAII	41,150	34,396	0	4,172	781	0	0	0	781	1,801
OREGON	127,616	63,051	8,562	5,821	38,465	33,744	134	0	4,587	11,717
WASHINGTON	190,366	152,280	15,105	4,782	1,230	0	0	0	1,230	16,969
OUTLYING AREAS, TOTAL	146,338	0	53,695	32,280	22,964	7,284	0	403	15,277	37,399
GUAM	5,379	0	2,397	0	0	0	0	0	0	2,982
PUERTO RICO	135,465	0	51,298	30,012	22,964	7,284	0	403	15,277	31,191
AMERICAN SAMOA	915	0	0	0	0	0	0	0	0	915
TRUST TERRITORIES	2,268	0	0	2,268	0	0	0	0	0	0
VIRGIN ISLANDS	2,311	0	0	0	0	0	0	0	0	2,311

1/ BASED ON CLASSIFICATIONS DEvised BY THE NATIONAL CENTER FOR EDUCATION STATISTICS.

SOURCE: NATIONAL SCIENCE FOUNDATION

TABLE B-40. — FEDERAL OBLIGATIONS TO HISTORICALLY BLACK COLLEGES,
RANKED IN DESCENDING ORDER OF TOTAL AMOUNT RECEIVED, BY TYPE OF ACTIVITY: FY 1982

(DOLLARS IN THOUSANDS)

RANK	INSTITUTION (RANKED BY TOTAL FEDERAL OBLIGATIONS)	TOTAL, ALL ACTIVITIES	ACADEMIC SCIENCE/ENGINEERING							NON-SCI/ENG
			TOTAL ACADEMIC SCI/ENG	RESEARCH AND DEVELOPMENT	R&D PLANT	FACIL FOR INSTR IN S&E 1/	FELLOWSHIPS TRNG GRANTS	GENERAL SUPPRT SCI/ENG	OTHER SCI/ENG	
	TOTAL, ALL INSTITUTIONS	514,683	75,779	40,483	0	0	7,769	14,113	13,414	438,904
1	HOWARD UNIVERSITY	177,553	11,107	8,023	0	0	1,544	1,514	26	166,446
2	MEHARRY MEDICAL COLLEGE	11,795	2,445	980	0	0	31	1,434	0	9,350
3	SOUTHERN U & A&M COLLEGE	11,367	2,030	1,101	0	0	0	381	548	9,337
4	WAYNE COUNTY CMTY COLLEGE	10,539	0	0	0	0	0	0	0	10,539
5	JACKSON STATE UNIVERSITY	10,374	2,307	929	0	0	392	986	0	8,067
6	NORFOLK STATE UNIVERSITY	10,026	388	0	0	0	149	217	22	9,638
7	TENNESSEE STATE UNIV	9,516	3,571	1,831	0	0	280	564	896	5,945
8	TEXAS SOUTHERN UNIV	9,138	1,235	296	0	0	406	533	0	7,903
9	NC AG & TECH STATE UNIV	8,890	4,176	2,606	0	0	152	220	1,198	4,714
10	PRAIRIE VIEW A & M UNIV	8,745	3,177	1,929	0	0	68	107	1,073	5,568
	TOTAL 1ST 10 INSTITUTIONS	267,943	30,436	17,695	0	0	3,022	5,956	3,763	237,507
11	TUSKEGEE INSTITUTE	8,700	3,365	1,836	0	0	287	584	658	5,335
12	FLORIDA A & M UNIVERSITY	7,566	2,694	1,160	0	0	258	759	517	4,872
13	SOUTH CAROLINA ST COLLEGE	6,915	1,972	1,091	0	0	132	157	592	4,943
14	ALCORN STATE UNIVERSITY	6,510	2,239	1,312	0	0	0	234	693	4,271
15	UNIVERSITY OF D C	6,500	2,578	1,106	0	0	208	300	964	3,922
16	VIRGINIA STATE UNIVERSITY	5,903	2,384	1,285	0	0	136	226	737	3,519
17	NORTH CAROLINA CNTRL UNIV	5,780	858	201	0	0	284	373	0	4,922
18	ALABAMA STATE UNIVERSITY	5,583	0	0	0	0	0	0	0	5,583
19	HAMPTON INSTITUTE	5,417	1,233	629	0	0	601	0	3	4,184
20	ALABAMA A & M UNIVERSITY	5,408	2,875	1,485	0	0	347	385	658	2,533
	TOTAL 1ST 20 INSTITUTIONS	332,225	50,634	27,800	0	0	5,275	8,974	8,585	281,591
21	UNIV OF ARK PINE BLUFF	5,379	1,720	1,148	0	0	0	0	572	3,659
22	GRAMBLING STATE UNIV	5,087	178	0	0	0	178	0	0	4,909
23	OAKWOOD COLLEGE	5,073	0	0	0	0	0	0	0	5,073
24	MORGAN STATE UNIVERSITY	4,843	591	312	0	0	279	0	0	4,252
25	FORT VALLEY STATE COLLEGE	4,723	2,445	1,606	0	0	0	93	746	2,278
26	KENTUCKY STATE UNIVERSITY	4,260	2,527	1,510	0	0	41	75	901	1,733
27	LINCOLN UNIVERSITY (MO)	4,235	2,519	1,395	0	0	42	228	854	1,716
28	BETHUNE COOKMAN COLLEGE	4,116	306	0	0	0	82	224	0	3,810
29	MISS VALLEY STATE UNIV	3,999	28	0	0	0	28	0	0	3,971
30	WILBERFORCE UNIVERSITY	3,909	0	0	0	0	0	0	0	3,909
	TOTAL 1ST 30 INSTITUTIONS	377,849	60,948	33,771	0	0	5,925	9,594	11,658	316,901
31	MOREHOUSE COLLEGE	3,900	726	685	0	0	41	0	0	3,174
32	XAVIER UNIVERSITY OF LA	3,889	557	139	0	0	69	349	0	3,332
33	ELIZABETH CITY STATE UNIV	3,875	127	0	0	0	84	43	0	3,748
34	CHICAGO STATE UNIVERSITY	3,863	515	20	0	0	99	396	0	3,348
35	ST AUGUSTINES COLLEGE	3,593	100	100	0	0	0	0	0	3,493
36	EDWARD WATERS COLLEGE	3,531	50	50	0	0	0	0	0	3,481
37	ALBANY STATE COLLEGE	3,399	936	750	0	0	0	186	0	2,463
38	CENTRAL STATE UNIVERSITY	3,271	302	169	0	0	55	78	0	2,969
39	BENEDICT COLLEGE	3,252	446	0	0	0	148	298	0	2,806
40	SHAW UNIVERSITY	3,226	0	0	0	0	0	0	0	3,226
	TOTAL 1ST 40 INSTITUTIONS	413,648	64,707	35,684	0	0	6,421	10,944	11,658	348,941
41	FAYETTEVILLE STATE UNIV	3,182	418	58	0	0	0	360	0	2,764
42	LANGSTON UNIVERSITY	2,978	1,507	973	0	0	0	0	534	1,471
43	WINSTON-SALEM STATE UNIV	2,920	197	0	0	0	0	197	0	2,723
44	CLARK COLLEGE	2,860	25	25	0	0	0	0	0	2,835
45	MORRIS BROWN COLLEGE	2,827	46	46	0	0	0	0	0	2,781
46	U OF MD EASTERN SHORE	2,771	1,597	806	0	0	40	305	446	1,174
47	DELAWARE STATE COLLEGE	2,720	989	455	0	0	37	276	221	1,731
48	HIGHLAND PARK CMTY COL	2,631	0	0	0	0	0	0	0	2,631
49	COPPIN STATE COLLEGE	2,595	114	114	0	0	0	0	0	2,481
50	JOHNSON C SMITH UNIV	2,531	316	0	0	0	32	284	0	2,215
	TOTAL 1ST 50 INSTITUTIONS	441,663	69,916	38,161	0	0	6,530	12,366	12,859	371,747

SEE FOOTNOTES AT END OF TABLE.

TABLE B-40. -- FEDERAL OBLIGATIONS TO HISTORICALLY BLACK COLLEGES,
RANKED IN DESCENDING ORDER OF TOTAL AMOUNT RECEIVED, BY TYPE OF ACTIVITY: FY 1982

CONTINUED

(DOLLARS IN THOUSANDS)

RANK	INSTITUTION (RANKED BY TOTAL FEDERAL OBLIGATIONS)	TOTAL, ALL ACTIVITIES	ACADEMIC SCIENCE/ENGINEERING							NON-SCI/ENG
			TOTAL ACADEMIC SCI/ENG	RESEARCH AND DEVELOPMENT	R&D PLANT	FACIL FOR INSTR IN S&E 1/	FELLOWSHIPS TRAINEESHIPS TRNG GRANTS	GENERAL SUPPORT SCI/ENG	OTHER SCI/ENG	
51	SAVANNAH STATE COLLEGE	2,503	434	71	0	0	117	246	0	2,069
52	ATLANTA UNIVERSITY	2,397	1,702	1,004	0	0	429	269	0	695
53	LE MOYNE-OWEN COLLEGE	2,329	118	0	0	0	0	118	0	2,211
54	COL OF THE VIRGIN ISLANDS	2,268	1,488	890	0	0	15	43	540	780
55	TOUGALOO COLLEGE	2,253	310	0	0	0	139	156	15	1,943
56	DILLARD UNIVERSITY	2,156	163	0	0	0	49	114	0	1,993
57	VIRGINIA UNION UNIVERSITY	2,148	0	0	0	0	0	0	0	2,148
58	LAHSON STATE CMTY COLLEGE	2,098	0	0	0	0	0	0	0	2,098
59	CHEYNEY STATE COLLEGE	2,095	59	0	0	0	59	0	0	2,036
60	RUST COLLEGE	2,095	0	0	0	0	0	0	0	2,095
TOTAL 1ST 60 INSTITUTIONS		464,005	74,190	40,126	0	0	7,338	13,312	13,414	389,815
61	BISHOP COLLEGE	2,076	144	42	0	0	11	91	0	1,932
62	VOORHEES COLLEGE	2,054	101	0	0	0	0	101	0	1,953
63	LANE COLLEGE	1,958	0	0	0	0	0	0	0	1,958
64	COAHOMA JUNIOR COLLEGE	1,866	0	0	0	0	0	0	0	1,866
65	KNOXVILLE COLLEGE	1,847	3	0	0	0	0	3	0	1,844
66	LINCOLN UNIVERSITY (PA)	1,839	70	65	0	0	5	0	0	1,769
67	ST PAUL'S COL (VA)	1,820	0	0	0	0	0	0	0	1,820
68	PAINE COLLEGE	1,809	0	0	0	0	0	0	0	1,809
69	SHAW COLLEGE AT DETROIT	1,777	0	0	0	0	0	0	0	1,777
70	LIVINGSTONE COLLEGE	1,695	21	0	0	0	21	0	0	1,674
TOTAL 1ST 70 INSTITUTIONS		482,746	74,529	40,233	0	0	7,375	13,507	13,414	408,217
71	EISK UNIVERSITY	1,666	284	62	0	0	142	80	0	1,382
72	TALLADEGA COLLEGE	1,639	401	30	0	0	144	227	0	1,238
73	SPELMAN COLLEGE	1,623	27	27	0	0	0	0	0	1,596
74	UTICA JUNIOR COLLEGE	1,595	0	0	0	0	0	0	0	1,595
75	COMPTON COMMUNITY COLLEGE	1,580	0	0	0	0	0	0	0	1,580
76	FLORIDA MEMORIAL COLLEGE	1,576	0	0	0	0	0	0	0	1,576
77	MORRIS COLLEGE	1,546	0	0	0	0	0	0	0	1,546
78	CLAFLIN COLLEGE	1,448	21	21	0	0	0	0	0	1,427
79	MILES COLLEGE	1,345	0	0	0	0	0	0	0	1,345
80	STILLMAN COLLEGE	1,304	62	0	0	0	0	62	0	1,242
TOTAL 1ST 80 INSTITUTIONS		498,068	75,324	40,373	0	0	7,661	13,876	13,414	422,744
81	BOWIE STATE COLLEGE	1,287	157	110	0	0	47	0	0	1,130
82	WILEY COLLEGE	1,263	0	0	0	0	0	0	0	1,263
83	MARY HOLMES COLLEGE	1,215	0	0	0	0	0	0	0	1,215
84	PAUL QUINN COLLEGE	1,100	0	0	0	0	0	0	0	1,100
85	JARVIS CHRISTIAN COLLEGE	1,066	0	0	0	0	0	0	0	1,066
86	TEXAS COLLEGE	1,016	0	0	0	0	0	0	0	1,016
87	PHILANDER SMITH COLLEGE	927	0	0	0	0	0	0	0	927
88	SELMA UNIVERSITY	899	237	0	0	0	0	237	0	662
89	S D BISHOP ST JR COLLEGE	881	61	0	0	0	61	0	0	820
90	ATLANTA JR COLLEGE	880	0	0	0	0	0	0	0	880
TOTAL 1ST 90 INSTITUTIONS		508,602	75,779	40,483	0	0	7,769	14,113	13,414	432,823
91	DENMARK TECHNICAL COLLEGE	839	0	0	0	0	0	0	0	839
92	BARBER-SCOTIA COLLEGE	824	0	0	0	0	0	0	0	824
93	BENNETT COLLEGE (NC)	755	0	0	0	0	0	0	0	755
94	HUSTON-TILLOTSON COLLEGE	719	0	0	0	0	0	0	0	719
95	HARRIS STOWE STATE COL	652	0	0	0	0	0	0	0	652
96	ALLEN UNIVERSITY	611	0	0	0	0	0	0	0	611
97	SOUTHWESTN CHRISTIAN COL	423	0	0	0	0	0	0	0	423
98	CONCORDIA COLLEGE	338	0	0	0	0	0	0	0	338
99	MORRISTOWN COLLEGE	332	0	0	0	0	0	0	0	332
100	LOMAX-HANNON JR COLLEGE	207	0	0	0	0	0	0	0	207
TOTAL 1ST 100 INSTITUTIONS		514,302	75,779	40,483	0	0	7,769	14,113	13,414	438,523
101	SHORTER COLLEGE	206	0	0	0	0	0	0	0	206
102	ARKANSAS BAPTIST COLLEGE	165	0	0	0	0	0	0	0	165
103	CLINTON JUNIOR COLLEGE	10	0	0	0	0	0	0	0	10
TOTAL 1ST 103 INSTITUTIONS		514,683	75,779	40,483	0	0	7,769	14,113	13,414	438,904

1/ SEE TECHNICAL NOTES.

SOURCE: NATIONAL SCIENCE FOUNDATION

TABLE B-41. -- FEDERAL OBLIGATIONS TO HISTORICALLY BLACK COLLEGES,
RANKED IN DESCENDING ORDER OF TOTAL AMOUNT RECEIVED, BY AGENCY: FY 1982

(DOLLARS IN THOUSANDS)

RANK	INSTITUTION (RANKED BY TOTAL FEDERAL OBLIGATIONS)	TOTAL	USDA	COM	DOD	ED	DOE	EPA	HHS	INT	NASA	NSF	OTHER*
	TOTAL, ALL INSTITUTIONS	514,683	35,911	635	4,228	426,766	224	618	39,211	307	2,978	1,991	1,814
1	HOWARD UNIVERSITY	177,553	70	0	1,279	164,786	80	113	9,211	0	1,098	592	324
2	MEHARRY MEDICAL COLLEGE	11,795	0	0	0	89	0	22	11,684	0	0	0	0
3	SOUTHERN U & A&M COLLEGE	11,367	1,543	0	94	9,194	0	0	536	0	0	0	0
4	WAYNE COUNTY CMTY COLLEGE	10,539	0	0	0	10,539	0	0	0	0	0	0	0
5	JACKSON STATE UNIVERSITY	10,374	31	0	402	8,181	0	14	1,250	0	68	428	0
6	NORFOLK STATE UNIVERSITY	10,026	0	0	0	9,522	0	0	482	0	22	0	0
7	TENNESSEE STATE UNIV	9,516	2,391	0	99	5,966	30	22	930	24	54	0	0
8	TEXAS SOUTHERN UNIV	9,138	0	466	18	7,996	42	12	831	0	0	0	173
9	NC AG & TECH STATE UNIV	8,890	3,131	0	570	4,760	0	0	326	0	24	0	79
10	PRAIRIE VIEW A & M UNIV	8,745	2,954	0	0	5,558	0	0	190	0	43	0	0
	TOTAL 1ST 10 INSTITUTIONS	267,943	10,120	66	2,462	226,591	152	183	25,440	24	1,309	1,020	576
11	TUSKEGEE INSTITUTE	8,700	1,943	125	64	5,086	0	27	1,132	0	177	146	0
12	FLORIDA A & M UNIVERSITY	7,566	1,379	0	0	5,061	0	0	864	0	176	36	50
13	SOUTH CAROLINA ST COLLEGE	6,915	1,683	0	0	5,001	0	14	217	0	0	0	0
14	ALCORN STATE UNIVERSITY	6,510	2,005	0	0	4,271	0	0	234	0	0	0	0
15	UNIVERSITY OF D C	6,500	1,486	0	328	4,042	0	6	338	110	112	1	77
16	VIRGINIA STATE UNIVERSITY	5,903	2,022	0	0	3,544	0	0	337	0	0	0	0
17	NORTH CAROLINA CNTRL UNIV	5,780	0	0	73	5,057	0	110	522	0	18	0	0
18	ALABAMA STATE UNIVERSITY	5,583	0	0	0	5,583	0	0	0	0	0	0	0
19	HAMPTON INSTITUTE	5,417	0	125	305	4,017	0	9	470	0	488	3	0
20	ALABAMA A & M UNIVERSITY	5,408	1,999	0	91	2,696	0	66	508	0	0	48	0
	TOTAL 1ST 20 INSTITUTIONS	332,225	22,637	316	3,323	270,949	152	415	30,062	134	2,280	1,254	703
21	UNIV OF ARK PINE BLUFF	5,379	1,720	0	0	3,659	0	0	0	0	0	0	0
22	GRAMBLING STATE UNIV	5,087	0	0	0	5,087	0	0	0	0	0	0	0
23	OAKWOOD COLLEGE	5,073	0	0	0	5,073	0	0	0	0	0	0	0
24	MORGAN STATE UNIVERSITY	4,843	0	0	0	4,384	0	0	128	63	187	0	81
25	FORT VALLEY STATE COLLEGE	4,723	2,095	0	0	2,278	10	0	340	0	0	0	0
26	KENTUCKY STATE UNIVERSITY	4,260	2,411	0	0	1,774	0	0	75	0	0	0	0
27	LINCOLN UNIVERSITY (MO)	4,235	2,249	0	0	1,758	0	0	228	0	0	0	0
28	BETHUNE COOKMAN COLLEGE	4,116	0	0	0	3,810	0	0	306	0	0	0	0
29	MISS VALLEY STATE UNIV	3,999	0	0	0	3,871	0	28	100	0	0	0	0
30	WILBERFORCE UNIVERSITY	3,909	0	0	0	3,909	0	0	0	0	0	0	0
	TOTAL 1ST 30 INSTITUTIONS	377,849	31,112	316	3,323	306,552	162	443	31,239	197	2,467	1,254	784
31	MOREHOUSE COLLEGE	3,900	20	0	204	2,320	0	72	1,079	0	50	155	0
32	XAVIER UNIVERSITY OF LA	3,889	0	119	0	3,172	0	0	598	0	0	0	0
33	ELIZABETH CITY STATE UNIV	3,875	0	0	0	3,832	0	0	43	0	0	0	0
34	CHICAGO STATE UNIVERSITY	3,863	0	0	0	3,447	0	0	416	0	0	0	0
35	ST AUGUSTINES COLLEGE	3,593	0	100	0	3,297	0	0	196	0	0	0	0
36	EDWARD WATERS COLLEGE	3,531	0	0	0	3,481	0	0	0	0	0	0	50
37	ALBANY STATE COLLEGE	3,399	0	0	0	2,463	0	0	186	0	0	0	750
38	CENTRAL STATE UNIVERSITY	3,271	61	0	108	2,969	0	0	133	0	0	0	0
39	BENEDICT COLLEGE	3,252	0	0	0	2,743	0	0	509	0	0	0	0
40	SHAM UNIVERSITY	3,226	0	0	0	3,226	0	0	0	0	0	0	0
	TOTAL 1ST 40 INSTITUTIONS	413,648	31,193	535	3,635	337,502	162	515	34,399	197	2,517	1,409	1,584
41	FAYETTEVILLE STATE UNIV	3,182	0	0	0	2,764	0	0	360	0	0	58	0
42	LANGSTON UNIVERSITY	2,978	1,507	0	0	1,396	0	0	0	0	0	0	75
43	WINSTON-SALEM STATE UNIV	2,920	0	0	0	2,723	0	0	197	0	0	0	0
44	CLARK COLLEGE	2,860	0	0	25	2,650	0	0	185	0	0	0	0
45	MORRIS BROWN COLLEGE	2,827	0	0	46	2,781	0	0	0	0	0	0	0
46	U OF MD EASTERN SHORE	2,771	1,194	0	0	1,174	26	0	305	0	72	0	0
47	DELAWARE STATE COLLEGE	2,720	654	0	22	1,768	0	0	276	0	0	0	0
48	HIGHLAND PARK CMTY COL	2,631	0	0	0	2,631	0	0	0	0	0	0	0
49	COPPIN STATE COLLEGE	2,595	0	100	0	2,411	0	0	0	0	14	0	70
50	JOHNSON C SMITH UNIV	2,531	0	0	0	2,215	0	32	284	0	0	0	0
	TOTAL 1ST 50 INSTITUTIONS	441,663	34,548	635	3,728	360,015	188	547	36,006	197	2,603	1,467	1,729

SEE FOOTNOTES AT END OF TABLE.

TABLE B-41. -- FEDERAL OBLIGATIONS TO HISTORICALLY BLACK COLLEGES,
RANKED IN DESCENDING ORDER OF TOTAL AMOUNT RECEIVED, BY AGENCY: FY 1982

CONTINUED

(DOLLARS IN THOUSANDS)

RANK	INSTITUTION (RANKED BY TOTAL FEDERAL OBLIGATIONS)	TOTAL	USDA	COM	DOD	ED	DOE	EPA	HHS	INT	NASA	NSF	OTHER*
51	SAVANNAH STATE COLLEGE	2,503	0	0	0	2,069	0	71	363	0	0	0	0
52	ATLANTA UNIVERSITY	2,397	0	0	357	666	0	0	647	0	144	498	85
53	LE MOYNE-OMEN COLLEGE	2,329	0	0	0	2,211	0	0	118	0	0	0	0
54	COL OF THE VIRGIN ISLANDS	2,268	1,363	0	0	795	0	0	0	110	0	0	0
55	TOUGALOO COLLEGE	2,253	0	0	0	1,659	15	0	579	0	0	0	0
56	DILLARD UNIVERSITY	2,156	0	0	0	1,886	0	0	270	0	0	0	0
57	VIRGINIA UNION UNIVERSITY	2,148	0	0	0	2,148	0	0	0	0	0	0	0
58	LAWSON STATE CMTY COLLEGE	2,098	0	0	0	2,098	0	0	0	0	0	0	0
59	CHEYNEY STATE COLLEGE	2,095	0	0	0	2,095	0	0	0	0	0	0	0
60	RUST COLLEGE	2,095	0	0	0	2,095	0	0	0	0	0	0	0
TOTAL 1ST 60 INSTITUTIONS		464,005	35,911	635	4,085	377,737	203	618	37,983	307	2,747	1,965	1,814
61	BISHOP COLLEGE	2,076	0	0	28	1,932	0	0	116	0	0	0	0
62	VOORHEES COLLEGE	2,054	0	0	0	1,953	0	0	101	0	0	0	0
63	LANE COLLEGE	1,958	0	0	0	1,958	0	0	0	0	0	0	0
64	COAHOMA JUNIOR COLLEGE	1,866	0	0	0	1,866	0	0	0	0	0	0	0
65	KNOXVILLE COLLEGE	1,847	0	0	0	1,844	0	0	3	0	0	0	0
66	LINCOLN UNIVERSITY (PA)	1,839	0	0	65	1,769	0	0	0	0	5	0	0
67	ST PAUL'S COL (VA)	1,820	0	0	0	1,820	0	0	0	0	0	0	0
68	PAINE COLLEGE	1,809	0	0	0	1,772	0	0	37	0	0	0	0
69	SHAW COLLEGE AT DETROIT	1,777	0	0	0	1,777	0	0	0	0	0	0	0
70	LIVINGSTONE COLLEGE	1,695	0	0	0	1,695	0	0	0	0	0	0	0
TOTAL 1ST 70 INSTITUTIONS		482,746	35,911	635	4,178	396,123	203	618	38,240	307	2,752	1,965	1,814
71	FISK UNIVERSITY	1,666	0	0	23	1,382	0	0	222	0	39	0	0
72	TALLADEGA COLLEGE	1,639	0	0	0	1,238	0	0	345	0	30	26	0
73	SPELMAN COLLEGE	1,623	0	0	27	1,491	0	0	105	0	0	0	0
74	UTICA JUNIOR COLLEGE	1,595	0	0	0	1,595	0	0	0	0	0	0	0
75	COMPTON COMMUNITY COLLEGE	1,580	0	0	0	1,580	0	0	0	0	0	0	0
76	FLORIDA MEMORIAL COLLEGE	1,576	0	0	0	1,576	0	0	0	0	0	0	0
77	MORRIS COLLEGE	1,546	0	0	0	1,546	0	0	0	0	0	0	0
78	CLAFLIN COLLEGE	1,448	0	0	0	1,427	21	0	0	0	0	0	0
79	MILES COLLEGE	1,345	0	0	0	1,345	0	0	0	0	0	0	0
80	STILLMAN COLLEGE	1,304	0	0	0	1,242	0	0	62	0	0	0	0
TOTAL 1ST 80 INSTITUTIONS		498,068	35,911	635	4,228	410,545	224	618	38,974	307	2,821	1,991	1,814
81	BOWIE STATE COLLEGE	1,287	0	0	0	1,130	0	0	0	0	157	0	0
82	WILEY COLLEGE	1,263	0	0	0	1,263	0	0	0	0	0	0	0
83	MARY HOLMES COLLEGE	1,215	0	0	0	1,215	0	0	0	0	0	0	0
84	PAUL QUINN COLLEGE	1,100	0	0	0	1,100	0	0	0	0	0	0	0
85	JARVIS CHRISTIAN COLLEGE	1,066	0	0	0	1,066	0	0	0	0	0	0	0
86	TEXAS COLLEGE	1,016	0	0	0	1,016	0	0	0	0	0	0	0
87	PHILANDER SMITH COLLEGE	927	0	0	0	927	0	0	0	0	0	0	0
88	SELMA UNIVERSITY	899	0	0	0	662	0	0	237	0	0	0	0
89	S D BISHOP ST JR COLLEGE	881	0	0	0	881	0	0	0	0	0	0	0
90	ATLANTA JR COLLEGE	880	0	0	0	880	0	0	0	0	0	0	0
TOTAL 1ST 90 INSTITUTIONS		508,602	35,911	635	4,228	420,685	224	618	39,211	307	2,978	1,991	1,814
91	DENMARK TECHNICAL COLLEGE	839	0	0	0	839	0	0	0	0	0	0	0
92	BARBER-SCOTIA COLLEGE	824	0	0	0	824	0	0	0	0	0	0	0
93	BENNETT COLLEGE (NC)	755	0	0	0	755	0	0	0	0	0	0	0
94	HUSTON-TILLOTSON COLLEGE	719	0	0	0	719	0	0	0	0	0	0	0
95	HARRIS STONE STATE COL	652	0	0	0	652	0	0	0	0	0	0	0
96	ALLEN UNIVERSITY	611	0	0	0	611	0	0	0	0	0	0	0
97	SOUTHWESTN CHRISTIAN COL	423	0	0	0	423	0	0	0	0	0	0	0
98	CONCORDIA COLLEGE	338	0	0	0	338	0	0	0	0	0	0	0
99	MORRISTOWN COLLEGE	332	0	0	0	332	0	0	0	0	0	0	0
100	LOMAX-HANNON JR COLLEGE	207	0	0	0	207	0	0	0	0	0	0	0
TOTAL 1ST 100 INSTITUTIONS		514,302	35,911	635	4,228	426,385	224	618	39,211	307	2,978	1,991	1,814
101	SHORTER COLLEGE	206	0	0	0	206	0	0	0	0	0	0	0
102	ARKANSAS BAPTIST COLLEGE	165	0	0	0	165	0	0	0	0	0	0	0
103	CLINTON JUNIOR COLLEGE	10	0	0	0	10	0	0	0	0	0	0	0
TOTAL 1ST 103 INSTITUTIONS		514,683	35,911	635	4,228	426,766	224	618	39,211	307	2,978	1,991	1,814

* INCLUDES DOT, AID, HJD, LABOR, AND NRC.

SOURCE: NATIONAL SCIENCE FOUNDATION

TABLE B-42. FEDERAL OBLIGATIONS TO SYSTEMS OF UNIVERSITIES AND COLLEGES,
BY AGENCY: FY 1982 1/
(DOLLARS IN THOUSANDS)

SYSTEMS OF UNIVERSITIES AND COLLEGES (RANKED BY TOTAL FEDERAL OBLIGATIONS)	RANK	TOTAL	USDA	COM	DOD	ED.	DOE	EPA	HHS	INT	NASA	NSF	OTHER 2/
TOTAL, ALL SYSTEMS		2,796,977	248,193	21,872	226,472	869,169	107,888	33,977	891,098	11,251	70,502	279,034	36,521
UNIVERSITY OF CALIFORNIA SYSTEM	1	508,409	19,056	4,039	47,126	51,773	29,509	4,035	241,166	593	18,759	86,942	5,411
UNIVERSITY OF TEXAS SYSTEM	2	165,346	274	174	20,157	20,901	10,872	1,391	95,892	269	4,969	9,638	809
UNIVERSITY OF WISCONSIN SYSTEM	3	149,665	13,355	1,636	5,815	45,659	8,936	1,693	50,444	316	3,628	17,417	766
STATE UNIV OF NEW YORK SYSTEM	4	144,053	444	528	3,819	70,550	2,744	584	48,534	102	1,792	14,720	236
UNIV OF NORTH CAROLINA SYSTEM	5	132,434	21,229	451	4,845	44,968	1,679	6,899	43,957	163	933	6,641	678
UNIVERSITY SYSTEM OF GEORGIA	6	119,489	16,736	1,020	43,178	28,029	4,575	1,138	14,571	323	1,838	6,769	1,312
UNIVERSITY OF ILLINOIS SYSTEM	7	113,750	14,582	193	14,411	14,146	6,936	4,261	31,670	110	1,409	23,267	2,765
COLUMBIA UNIVERSITY SYSTEM	8	108,917	0	382	6,994	9,285	5,375	349	62,585	712	1,983	20,614	638
OREGON STATE HIGHER EDUCATION SYS	9	107,340	9,156	3,618	6,482	25,464	1,057	1,523	43,744	842	661	11,030	3,763
STATE UNIV SYSTEM OF FLORIDA	10	102,762	12,959	401	11,686	33,510	2,636	3,129	22,685	353	1,835	8,405	5,163
CITY UNIV OF NEW YORK SYSTEM	11	86,720	0	0	1,106	50,295	1,236	136	29,948	20	801	3,178	0
UTAH HIGHER EDUCATION SYSTEM	12	81,239	3,942	0	13,849	18,350	4,244	659	29,033	1,570	1,983	7,594	15
UNIVERSITY OF MARYLAND SYSTEM	13	73,642	8,653	680	9,987	11,565	4,599	584	24,539	145	4,931	7,752	207
CALIFORNIA STATE UNIV&COLLS SYS	14	72,104	263	83	2,436	58,022	950	96	4,827	81	2,488	2,836	22
UNIVS & STATE COL OF ARIZ SYSTEM	15	69,924	5,231	296	6,009	18,702	1,601	651	20,689	311	5,238	10,373	823
TEXAS A&M UNIVERSITY SYSTEM	16	65,468	28,707	2,237	4,194	10,857	3,159	566	3,567	221	2,832	6,238	2,890
UNIVERSITY OF ALABAMA SYSTEM	17	50,742	131	60	1,299	12,603	130	178	33,337	150	1,721	822	311
UNIVERSITY OF TENNESSEE SYSTEM	18	48,509	12,962	125	2,215	9,513	5,993	38	14,696	112	1,078	1,445	332
UNIV OF MASSACHUSETTS SYSTEM	19	47,968	5,486	75	5,167	14,076	979	277	13,679	156	631	7,357	85
UNIVERSITY OF PUERTO RICO SYSTEM	20	44,575	9,990	0	320	24,243	791	0	8,183	110	131	526	281
LOUISIANA STATE UNIVERSITY SYSTEM	21	41,693	9,427	1,370	1,881	9,886	1,356	1,188	11,442	273	196	1,949	2,725
UNIVERSITY OF MISSOURI SYSTEM	22	41,548	13,143	207	2,314	10,531	476	311	10,131	1,313	514	2,538	70
UNIVERSITY OF HAWAII SYSTEM	23	39,320	3,666	2,293	6,161	6,310	1,547	234	8,205	281	4,258	4,158	2,207
INTER AMER UNIV OF PUERTO RICO SYS	24	32,360	0	0	0	32,163	0	0	197	0	0	0	0
UNIVERSITY OF ARKANSAS SYSTEM	25	30,713	11,541	50	456	12,198	40	918	3,800	110	210	1,270	120
STATE UNIV & CMTY COL SYS OF TENN	26	29,704	2,392	50	189	24,425	295	22	1,875	24	54	198	180
UNIVERSITY OF NEBRASKA SYSTEM	27	29,414	7,862	0	758	8,610	423	94	5,508	117	233	1,914	3,895
UNIVERSITY OF MAINE SYSTEM	28	24,283	4,279	237	0	16,906	218	47	522	121	60	1,851	42
PENNSYLVANIA STATE COLLEGE SYSTEM	29	21,135	0	0	65	20,998	0	0	72	0	0	0	0
MONTANA UNIVERSITY SYSTEM	30	19,728	4,748	0	422	9,439	282	974	1,218	339	107	1,784	415
UNIV OF NEW HAMPSHIRE SYSTEM	31	17,255	2,878	105	514	8,746	328	59	603	110	2,709	1,202	1
UNIVERSITY OF ALASKA SYSTEM	32	16,325	2,502	1,515	1,026	2,806	608	125	448	397	1,298	5,590	10
STATE UNIV SYSTEM OF MINNESOTA	33	14,092	0	0	0	13,975	0	0	115	0	0	0	2
UNIVERSITY OF NEVADA SYSTEM	34	13,530	2,304	47	538	3,477	1,512	1,247	1,376	1,329	575	1,122	3
SOUTHERN ILLINOIS UNIV SYSTEM	35	12,596	121	0	66	8,180	1,623	150	1,991	156	216	93	0
FUNDACION EDUCATIVA G MENDEZ SYS	36	12,217	0	0	0	12,190	27	0	0	0	0	0	0
MASSACHUSETTS CMTY COLLEGE SYSTEM	37	11,496	0	0	0	11,495	0	0	0	0	0	0	1
UNIVERSITY OF HOUSTON SYSTEM	38	11,494	0	0	826	4,668	1,128	233	2,725	0	356	1,368	190
VIRGINIA COMMUNITY COLLEGE SYSTEM	39	11,144	0	0	0	11,144	0	0	0	0	0	0	0
MASSACHUSETTS STATE COL SYSTEM	40	10,742	0	0	0	10,573	24	0	129	0	0	16	0
MINNESOTA CMTY COLLEGE SYSTEM	41	6,885	0	0	0	6,885	0	0	0	0	0	0	0
UNIVERSITY OF SOUTH DAKOTA SYSTEM	42	6,010	128	0	71	3,490	0	0	2,210	0	0	111	0
LOS ANGELES CMTY COLLEGE SYSTEM	43	5,876	0	0	0	5,726	0	0	150	0	0	0	0
MARICOPA COUNTY CMTY COLL SYSTEM	44	5,620	0	0	0	5,620	0	0	0	0	0	0	0
PERALTA COMMUNITY COLLEGE SYSTEM	45	3,359	0	0	0	3,359	0	0	0	0	0	0	0
LOS RIOS COMMUNITY COLLEGE SYSTEM	46	3,244	0	0	0	3,244	0	0	0	0	0	0	0
CLAREMONT COLLEGES SYSTEM	47	3,244	23	0	90	2,301	0	88	424	0	12	306	0
UNIVERSITY OF SOUTH TEXAS SYSTEM	48	3,154	0	0	0	2,777	0	0	199	22	3	0	153
TROY STATE UNIVERSITY SYSTEM	49	2,369	0	0	0	2,369	0	0	0	0	0	0	0
WASHINGTON ST CMTY COL DIST 17 SYS	50	2,359	1	0	0	2,358	0	0	0	0	0	0	0
COMMUNITY COLLEGE OF DENVER SYSTEM	51	2,126	0	0	0	2,014	0	100	12	0	0	0	0
STATE CENTER JUNIOR COLL DIST SYS	52	2,084	0	0	0	2,084	0	0	0	0	0	0	0
SAN DIEGO DISTRICT CMTY COLLS SYS	53	1,900	31	0	0	1,869	0	0	0	0	0	0	0
COAST CMTY COLLEGE DISTRICT SYSTEM	54	1,551	0	0	0	1,551	0	0	0	0	0	0	0
DALLAS COUNTY CMTY COLLEGE SYSTEM	55	1,502	0	0	0	1,502	0	0	0	0	0	0	0

SEE FOOTNOTES AT END OF TABLE.

TABLE B-42. FEDERAL OBLIGATIONS TO SYSTEMS OF UNIVERSITIES AND COLLEGES,
BY AGENCY: FY 1982 1/

(DOLLARS IN THOUSANDS)

- CONTINUED

SYSTEMS OF UNIVERSITIES AND COLLEGES (RANKED BY TOTAL FEDERAL OBLIGATIONS)	RANK	TOTAL	USDA	COM	DOD	ED	DOE	EPA	HHS	INT	NASA	NSF	OTHER 2/
FOOTHILL-DEANZA CMTY COL DIST SYS	56	1,483	0	0	0	1,423	0	0	0	0	60	0	0
VENTURA COUNTY CMTY COL DIST SYS	57	1,397	0	0	0	1,397	0	0	0	0	0	0	0
SAN MATEO COMMUNITY COLLEGE SYSTEM	58	1,353	0	0	0	1,353	0	0	0	0	0	0	0
CONTRA COSTA CMTY COLLEGE DIST SYS	59	1,045	0	0	0	1,045	0	0	0	0	0	0	0
WEST VALLEY JOINT CMTY COL SYSTEM	60	995	0	0	0	995	0	0	0	0	0	0	0
SOUTHEASTERN NEB TECH CMTY COL SYS	61	826	0	0	0	826	0	0	0	0	0	0	0
BECKER JUNIOR COLLEGE SYSTEM	62	736	0	0	0	736	0	0	0	0	0	0	0
MESA COUNTY JUNIOR COLL DIST SYS	63	694	0	0	0	694	0	0	0	0	0	0	0
ILLINOIS EASTERN CMTY COLL SYSTEM	64	661	0	0	0	661	0	0	0	0	0	0	0
METRO CMTY COL ADMIN CENTER SYSTEM	65	532	0	0	0	532	0	0	0	0	0	0	0
WESTERN STATE UNIV COLL OF LAW SYS	66	381	0	0	0	381	0	0	0	0	0	0	0
KERN CMTY COLLEGE DISTRICT SYSTEM	67	364	0	0	0	364	0	0	0	0	0	0	0
SAN JACINTO COLLEGE SYSTEM	68	269	0	0	0	269	0	0	0	0	0	0	0
MID PLAINS CMTY COLLEGE SYSTEM	69	62	0	0	0	62	0	0	0	0	0	0	0
CALIF SCHOOL OF PROF PSYCH SYSTEM	70	51	0	0	0	51	0	0	0	0	0	0	0

1/ INCLUDES OBLIGATIONS TO EVERY INDIVIDUAL INSTITUTION INCLUDED WITHIN EACH SYSTEM.

2/ INCLUDES DOT, AID, HUD, LABOR, AND WRC.

SOURCE: NATIONAL SCIENCE FOUNDATION

TABLE B-43. — FEDERAL OBLIGATIONS TO SYSTEMS OF UNIVERSITIES AND COLLEGES FOR RESEARCH AND DEVELOPMENT, BY AGENCY: FY 1982 1/

(DOLLARS IN THOUSANDS)

SYSTEMS OF UNIVERSITIES AND COLLEGES (RANKED BY TOTAL R&D OBLIGATIONS)	RANK	TOTAL	USDA	COM	DOD	ED	DOE	EPA	HHS	INT	NASA	NSF	OTHER 2/
TOTAL, ALL SYSTEMS		1,576,448	118,709	21,645	205,369	14,694	101,555	32,464	704,854	8,305	66,798	266,579	35,476
UNIVERSITY OF CALIFORNIA SYSTEM ..	1	400,893	10,301	4,039	44,604	2,004	27,975	3,975	199,909	367	18,426	84,011	5,282
UNIVERSITY OF TEXAS SYSTEM	2	130,809	274	174	19,160	1,485	10,199	1,334	83,125	119	4,952	9,183	804
COLUMBIA UNIVERSITY SYSTEM	3	90,810	0	382	6,958	399	5,269	349	54,265	712	1,983	19,955	538
UNIVERSITY OF WISCONSIN SYSTEM	4	89,862	6,124	1,636	5,763	2,715	8,236	1,683	43,725	275	3,615	15,391	699
UNIVERSITY OF ILLINOIS SYSTEM	5	85,353	5,435	193	13,690	2,461	6,852	4,254	25,375	74	1,409	22,850	2,760
UNIVERSITY SYSTEM OF GEORGIA	6	70,430	7,258	1,020	36,902	208	3,367	1,124	11,518	144	1,397	6,292	1,200
UNIV OF NORTH CAROLINA SYSTEM	7	65,099	9,067	427	4,624	1,282	1,593	6,329	33,787	156	888	6,349	597
STATE UNIV OF NEW YORK SYSTEM	8	64,461	444	528	3,732	9	2,684	582	40,786	102	1,705	13,653	236
STATE UNIV SYSTEM OF FLORIDA	9	56,688	7,162	401	10,102	8	2,564	2,986	18,323	315	1,600	8,073	5,154
UTAH HIGHER EDUCATION SYSTEM	10	56,008	2,278	0	13,780	241	4,124	539	24,287	1,398	1,951	7,410	0
OREGON STATE HIGHER EDUCATION SYS ..	11	53,904	6,087	3,618	5,537	2,281	1,042	1,432	18,302	753	661	10,523	3,668
UNIVERSITY OF MARYLAND SYSTEM	12	53,264	4,850	642	9,847	242	4,485	582	20,413	109	4,475	7,415	204
UNIV STATE COL OF ARIZ SYSTEM	13	43,375	3,152	296	5,454	157	1,590	644	16,158	129	4,999	10,041	755
TEXAS A&M UNIVERSITY SYSTEM	14	36,646	14,139	2,072	3,005	0	2,328	566	3,148	190	2,407	5,901	2,890
UNIVERSITY OF ALABAMA SYSTEM	15	32,228	131	60	1,111	464	83	178	27,901	0	1,326	767	207
CITY UNIV OF NEW YORK SYSTEM	16	29,510	0	0	1,106	0	1,236	60	23,180	20	801	3,107	0
UNIV OF MASSACHUSETTS SYSTEM	17	27,288	2,372	75	5,121	84	979	277	10,351	117	631	7,196	85
UNIVERSITY OF TENNESSEE SYSTEM	18	26,712	4,677	125	2,015	145	5,993	33	9,914	76	1,028	1,411	295
UNIVERSITY OF HAWAII SYSTEM	19	24,493	2,306	2,293	2,873	0	1,462	231	5,203	154	3,837	3,927	2,207
LOUISIANA STATE UNIVERSITY SYSTEM ..	20	23,856	3,444	1,370	1,370	0	1,266	1,183	10,375	82	193	1,848	2,725
UNIVERSITY OF MISSOURI SYSTEM	21	19,121	5,348	207	2,194	0	413	295	6,639	1,124	494	2,407	0
UNIVERSITY OF NEBRASKA SYSTEM	22	14,869	3,682	0	563	0	401	91	4,053	81	220	1,888	3,890
UNIVERSITY OF ALASKA SYSTEM	23	11,203	1,307	1,515	1,026	75	586	125	93	93	1,298	5,075	10
UNIVERSITY OF ARKANSAS SYSTEM	24	10,892	5,248	50	456	191	40	779	2,464	80	210	1,259	115
CALIFORNIA STATE UNIV&COLLS SYS ..	25	9,084	263	83	1,639	0	935	83	1,374	64	2,061	2,562	20
UNIVERSITY OF PUERTO RICO SYSTEM ..	26	8,576	3,961	0	320	0	701	0	2,687	74	131	421	281
UNIVERSITY OF NEVADA SYSTEM	27	7,644	1,277	47	285	0	1,446	1,247	503	1,150	575	1,111	3
MONTANA UNIVERSITY SYSTEM	28	7,445	2,582	0	422	0	260	931	807	148	107	1,773	415
UNIV OF NEW HAMPSHIRE SYSTEM	29	6,797	1,504	105	514	0	280	57	370	66	2,709	1,191	1
UNIVERSITY OF HOUSTON SYSTEM	30	6,300	0	0	826	72	1,128	230	2,396	0	331	1,227	90
UNIVERSITY OF MAINE SYSTEM	31	5,064	2,250	237	0	3	218	47	342	81	60	1,814	12
SOUTHERN ILLINOIS UNIV SYSTEM	32	3,664	121	0	66	106	1,623	150	1,321	6	203	68	0
STATE UNIV & CMTY COL SYS OF TENN ..	33	2,934	1,483	50	129	0	197	0	644	24	40	187	180
CLAREMONT COLLEGES SYSTEM	34	892	23	0	90	62	0	88	424	0	12	193	0
UNIVERSITY OF SOUTH DAKOTA SYSTEM ..	35	803	128	0	20	0	0	0	555	0	0	100	0
UNIVERSITY OF SOUTH TEXAS SYSTEM ..	36	178	0	0	0	0	0	0	0	22	3	0	153
STATE UNIV SYSTEM OF MINNESOTA	37	115	0	0	0	0	0	0	115	0	0	0	0
PENNSYLVANIA STATE COLLEGE SYSTEM ..	38	75	0	0	65	0	0	0	10	0	0	0	0
FOOTHILL-DEANZA CMTY COL DIST SYS ..	39	40	0	0	0	0	0	0	0	0	60	0	0
SAN DIEGO DISTRICT CMTY COLLS SYS ..	40	31	31	0	0	0	0	0	0	0	0	0	0
COMMUNITY COLLEGE OF DENVER SYSTEM ..	41	12	0	0	0	0	0	0	12	0	0	0	0

1/ INCLUDES OBLIGATIONS TO EVERY INDIVIDUAL INSTITUTION INCLUDED WITHIN EACH SYSTEM.

2/ INCLUDES DOT, AID, HUD, LABOR, AND NRC.

SOURCE: NATIONAL SCIENCE FOUNDATION

TABLE B-44. --- FEDERAL SCIENCE/ENGINEERING OBLIGATIONS TO FFRDC'S 1/
ADMINISTERED BY UNIVERSITIES AND COLLEGES, BY TYPE OF ACTIVITY: FY 1963-82

(DOLLARS IN THOUSANDS)

FISCAL YEAR	TOTAL ACADEMIC SCI/ENG	RESEARCH AND DEVELOPMENT	R&D PLANT	FACILITIES FOR INSTRUCTION IN THE SCIENCES & ENGINEERING 2/	FELLOW-SHIPS, TRAINEE-SHIPS, & TRAINING GRANTS	GENERAL SUPPORT FOR SCI/ENG	OTHER SCI/ENG ACTIVITIES
1963	814,082	668,803	138,880	(3)	(3)	(3)	6,399
1964	862,353	732,345	122,508	(3)	(3)	(3)	7,500
1965	895,287	744,172	141,714	(3)	(3)	(3)	9,401
1966	917,631	784,227	127,604	(3)	(3)	(3)	5,800
1967	907,549	800,798	101,753	(3)	(3)	(3)	4,998
1968	935,820	818,035	113,779	(3)	(3)	(3)	4,006
1969	916,872	790,981	121,135	(3)	(3)	(3)	4,756
1970	960,906	799,670	156,794	(3)	(3)	(3)	4,442
1971	984,001	794,874	184,709	53	1,481	70	2,814
1972	1,076,653	936,588	133,318	0	2,740	0	4,007
1973	1,011,199	909,848	95,521	45	2,944	48	2,793
1974	1,083,376	974,376	102,105	0	664	206	6,025
1975	1,207,467	1,077,982	128,772	0	351	211	151
1976	1,443,846	1,278,372	163,038	0	493	0	1,943
1977	1,611,676	1,453,739	157,508	0	306	123	0
1978	1,675,473	1,461,612	213,180	0	458	106	117
1979	1,928,856	1,597,708	330,613	0	402	133	0
1980	2,158,074	1,747,559	379,943	12,525	527	9,955	7,565
1981	2,217,779	1,885,221	322,137	6,647	298	2,270	1,206
1982	2,469,799	2,054,011	406,211	6,115	293	400	2,769

1/ - FEDERALLY FUNDED RESEARCH AND DEVELOPMENT CENTERS.

2/ SEE TECHNICAL NOTES.

3/ NOT SEPARATELY IDENTIFIED BUT INCLUDED IN "OTHER SCIENCE/ENGINEERING ACTIVITIES".

SOURCE: NATIONAL SCIENCE FOUNDATION

TABLE B-45 -- FEDERAL SCIENCE/ENGINEERING OBLIGATIONS TO FFRDC'S 1/
ADMINISTERED BY UNIVERSITIES AND COLLEGES, BY AGENCY: FY 1963-82

(DOLLARS IN THOUSANDS)

FISCAL YEAR	TOTAL	USDA	COM- MERCE	DOD	DOE 2/	EPA	HHS 3/	HUD	INTERI- OR	LABOR	NASA	NSF	NRC	DOT
1963	814,082	-	0	128,236	440,259	-	-	-	0	N/A	230,168	15,419	-	-
1964	862,353	-	0	144,044	471,470	-	509	-	0	N/A	226,194	20,136	-	-
1965	895,287	-	0	142,676	485,028	-	1,788	-	0	N/A	245,094	20,701	-	-
1966	917,631	-	0	141,916	517,898	-	3,225	-	0	N/A	230,820	23,772	-	-
1967	907,549	-	0	135,992	510,878	-	7,859	-	0	N/A	223,984	28,836	-	-
1968	935,820	-	45	142,847	539,513	-	12,455	0	0	-	209,732	31,227	-	1
1969	916,872	-	57	143,365	560,752	-	23,658	0	0	-	160,619	28,421	-	N/A
1970	960,906	-	92	131,213	613,251	-	7,932	0	0	-	180,692	27,506	-	220
1971	984,001	0	0	137,086	626,621	0	7,427	550	0	0	175,077	37,240	-	0
1972	1,076,653	0	0	198,959	609,031	0	9,478	0	0	0	211,295	41,811	-	6,079
1973	1,011,199	0	0	160,503	595,815	88	1,171	0	0	155	203,860	46,386	-	3,221
1974	1,083,376	0	0	173,533	633,667	0	3,151	0	261	2,630	212,065	57,032	-	1,037
1975	1,207,467	0	73	196,695	721,906	0	3,280	0	213	172	227,512	57,562	0	54
1976	1,443,846	0	0	217,529	906,173	0	6,170	0	674	22	241,928	71,325	0	25
1977	1,611,676	0	0	228,941	1,067,072	0	6,622	0	0	132	235,714	72,317	0	878
1978	1,675,473	0	0	107,088	1,254,354	31	8,771	0	0	25	224,121	78,489	50	2,544
1979	1,928,856	0	0	124,419	1,442,694	0	11,556	0	294	56	264,610	85,227	0	0
1980	2,158,074	0	0	148,228	1,608,105	0	11,955	0	300	167	312,866	73,153	0	3,300
1981	2,217,779	82	0	151,198	1,654,224	0	16,099	0	285	31	318,820	73,240	0	3,800
1982	2,469,799	0	1,545	193,927	1,844,961	393	19,973	0	0	534	331,938	72,702	0	3,826

1/ FEDERALLY FUNDED RESEARCH AND DEVELOPMENT CENTERS.

2/ DATA SHOWN FOR FISCAL YEARS 1963-74 AND FISCAL YEARS 1975-77 REPRESENT OBLIGATIONS OF THE ATOMIC ENERGY COMMISSION AND THE ENERGY RESEARCH & DEVELOPMENT ADMINISTRATION, RESPECTIVELY.

3/ DATA SHOWN FOR FISCAL YEARS 1963-79 REPRESENT OBLIGATIONS OF THE DEPARTMENT OF HEALTH, EDUCATION, & WELFARE.

NOTE: N/A INDICATES NOT AVAILABLE.

SOURCE: NATIONAL SCIENCE FOUNDATION

TABLE B-46. -- FEDERAL SCIENCE/ENGINEERING OBLIGATIONS TO FFRDC'S 1/ ADMINISTERED BY UNIVERSITIES AND COLLEGES,
BY INSTITUTION: FY 1963 AND FY 1975-82

(DOLLARS IN THOUSANDS)

STATE AND INSTITUTION	1963	1975	1976	1977	1978	1979	1980	1981	1982	SPON- SORING AGENCY
UNITED STATES, TOTAL	814,082	1,207,467	1,443,846	1,611,676	1,675,473	1,928,856	2,158,074	2,217,779	2,469,799	
ARIZONA:										
CERRO TOLOLO INTER-AMERICAN OBSERVATORY (CHILE)	1,100	2,950	3,450	3,504	3,885	4,350	4,830	4,830	4,830	NSF
KITT PEAK NATIONAL OBSERV	3,750	9,135	9,685	11,242	9,683	10,352	10,689	10,689	10,689	NSF
CALIFORNIA:										
CENTER FOR R&D IN HIGHER EDUCATION 2/	-	-	-	-	-	-	-	-	-	HEW/ OE
CTR FOR THE STUDY OF THE EVAL OF INSTR PROGM 2/	-	-	-	-	-	-	-	-	-	HEW/ OE
JET PROPULSION LAB 3/	230,168	227,206	242,656	236,701	224,803	264,278	312,591	318,943	332,787	NASA
LAWRENCE LABORATORIES 4/	162,854	214,717	289,200	339,235	405,439	473,470	527,589	567,580	664,514	DOE
STANFORD CENTER FOR R&D IN TEACHING 2/	-	-	-	-	-	-	-	-	-	HEW
STANFORD LINEAR ACCELERATOR	16,193	31,393	32,162	60,946	80,009	70,070	57,993	64,497	71,188	DOE
COLORADO:										
NAT CTR FOR ATMOS RSCH	6,019	21,531	30,025	29,781	32,714	35,905	34,483	34,421	34,421	NSF
DISTRICT OF COLUMBIA:										
CTR FOR RSCH IN SOC SYSTMS 2/	947	-	-	-	-	-	-	-	-	DOD/ ARMY
GEORGIA:										
R&D CTR IN EDUC STIMULATION	-	-	-	-	-	-	-	-	-	HEW/ OE
ILLINOIS:										
ARGONNE NATL LABORATORY	74,947	135,831	162,491	179,591	220,714	237,361	263,194	223,021	210,495	DOE
COORDINATION CTR FOR THE NATL PROG IN EARLY CHILDHD ED 2/	-	-	-	-	-	-	-	-	-	HEW/ OE
FERMI NATL ACCELERATOR LAB	-	57,021	56,432	67,351	86,433	87,765	103,557	120,295	140,548	DOE
IOWA:										
AMES LABORATORY	6,549	8,185	9,665	12,571	14,057	14,760	14,667	16,744	21,679	DOE
MARYLAND:										
APPLIED PHYSICS LAB 5/	42,096	90,491	105,681	120,680	-	-	-	-	-	DOD/ NAVY
CTR FOR THE STUDY OF SOCIAL ORG OF SCHLS & LRN PROC 2/	-	-	-	-	-	-	-	-	-	HEW/ OE
MASSACHUSETTS:										
CAMBRIDGE ELECTRON ACCEL 2/	8,578	-	-	-	-	-	-	-	-	DOE
CTR FOR R&D IN EDUCATIONAL DIFFERENCES 2/	-	-	-	-	-	-	-	-	-	HEW/ OE
LINCOLN LABORATORY	70,606	85,932	91,053	90,341	99,563	112,487	137,573	141,567	192,109	DOD/ AF
NEW JERSEY:										
PLASMA PHYSICS LABORATORY	7,542	23,187	32,632	50,879	41,569	94,077	103,994	105,627	125,340	DOE
PRINCETON-PENN ACCEL 2/	7,105	-	-	-	-	-	-	-	-	DOE
NEW MEXICO:										
LOS ALAMOS SCIENTIFIC LAB	93,020	179,061	237,013	260,256	294,505	327,856	363,846	390,261	458,583	DOE
SACRAMENTO PEAK OBSERV	-	-	-	-	1,806	2,725	2,489	2,489	2,489	NSF

SEE FOOTNOTES AT END OF TABLE.

TABLE B-46. -- FEDERAL SCIENCE/ENGINEERING OBLIGATIONS TO FFRDC'S 1/ ADMINISTERED BY UNIVERSITIES AND COLLEGES,
BY INSTITUTION: FY 1963 AND FY 1975-82

CONTINUED

(DOLLARS IN THOUSANDS)

STATE AND INSTITUTION	1963	1975	1976	1977	1978	1979	1980	1981	1982	SPON- SORING AGENCY
NEW YORK:										
BROOKHAVEN NATIONAL LAB	59,180	71,861	85,543	98,887	116,666	143,090	177,887	172,573	163,945	DOE
HUDSON LABORATORY 2/	3,780	-	-	-	-	-	-	-	-	DOD/ NAVY
OREGON:										
CTR FOR THE ADVANCED STUDY OF EDUCATIONAL ADMIN 2/	-	-	-	-	-	-	-	-	-	HEW/ OE
PENNSYLVANIA:										
LEARNING R&D CENTER 2/	-	-	-	-	-	-	-	-	-	HEW/ OE
APPLIED RESEARCH LAB 6/	3,763	8,883	11,865	7,767	-	-	-	-	-	DOD/ NAVY
TENNESSEE:										
OAK RIDGE INST NUCLR STDS	4,291	6,054	7,825	4,286	5,579	9,281	10,129	12,542	11,997	DOE
TEXAS:										
R&D CTR IN TCHR EDUC 2/	-	-	-	-	-	-	-	-	-	HEW/ OE
VIRGINIA:										
CENTER FOR NAVAL ANALYSES	-	10,699	10,228	11,083	9,649	12,747	14,325	13,462	5,947	DOD/ NAVY
HUMAN RESOURCES RES ORG 7/	2,794	-	-	-	-	-	-	-	-	DOD/ ARMY
SPACE RADIATION EFFECTS LAB	-	728	745	750	611	-	-	-	-	NASA
WASHINGTON:										
APPLIED PHYSICS LAB 8/	3,200	-	-	-	-	-	-	-	-	DOD/ NAVY
WEST VIRGINIA:										
NATIONAL RADIO ASTRON OBS	4,550	19,192	21,520	21,775	22,144	23,161	13,002	13,002	13,002	NSF
WISCONSIN:										
ARMY MATHEMATICS RES CTR 2/	1,050	-	-	-	-	-	-	-	-	DOD/ ARMY
CTR FOR R&D FOR LEARNING AND RE-EDUCATION 2/	-	-	-	-	-	-	-	-	-	HEW/ OE
PUERTO RICO:										
NAT ASTRON & IONOSPHERE CTR	-	3,410	3,975	4,050	5,644	5,121	5,236	5,236	5,236	NSF

1/ FEDERALLY FUNDED RESEARCH AND DEVELOPMENT CENTERS.

2/ PHASED OUT AS AN FFRDC.

3/ INCLUDES SIZABLE AMOUNTS SUBCONTRACTED, PRINCIPALLY TO INDUSTRIAL FIRMS.

4/ FOR THE PURPOSE OF TREND ANALYSES, THE 1975-82 DATA FOR THE LAWRENCE LABORATORIES (BERKELEY AND LIVERMORE) WERE SUMMED.

5/ AS OF FY 1978 CONSIDERED A PART OF JOHNS HOPKINS UNIVERSITY.

6/ KNOWN AS ORDNANCE RESEARCH LABORATORY PRIOR TO FY 1973. AS OF FY 1978 CONSIDERED A PART OF PENNSYLVANIA STATE UNIVERSITY.

7/ CURRENTLY CLASSIFIED AS A NONPROFIT INSTITUTION. DATA FOR FY 1982 ARE SHOWN IN TABLE B-49.

8/ AS OF FY 1974 CONSIDERED A PART OF THE UNIVERSITY OF WASHINGTON.

SOURCE: NATIONAL SCIENCE FOUNDATION

TABLE B-47. -- FEDERAL SCIENCE/ENGINEERING OBLIGATIONS TO FFRDC'S 1/
ADMINISTERED BY UNIVERSITIES AND COLLEGES, BY AGENCY AND TYPE OF ACTIVITY: FY 1987

(DOLLARS IN THOUSANDS)

AGENCY	TOTAL OBLIGATIONS	RESEARCH AND DEVELOPMENT	R&D PLANT	FELLOWSHIPS, TRAINEESHIPS, TRAINING GRANTS	OTHER SCIENCE/ENGINEERING ACTIVITIES
TOTAL	2,469,799	2,054,011	406,211	293	9,284
DEPARTMENT OF AGRICULTURE	0	0	0	0	0
DEPARTMENT OF COMMERCE	1,545	310	1,205	0	30
DEPARTMENT OF DEFENSE, TOTAL	193,927	193,927	0	0	0
ARMY	0	0	0	0	0
NAVY	5,413	5,413	0	0	0
AIR FORCE	188,514	188,514	0	0	0
OTHER DOD	0	0	0	0	0
DEPARTMENT OF EDUCATION	0	0	0	0	0
DEPARTMENT OF ENERGY	1,844,961	1,444,716	391,135	2	9,108
ENVIRONMENTAL PROTECTION AGENCY	393	393	0	0	0
DEPARTMENT OF HEALTH & HUMAN SERVICES	19,973	19,547	0	291	135
NATIONAL INSTITUTES OF HEALTH	19,894	19,468	0	291	135
HEALTH SERVICES AND RESOURCES ADMINISTRATION	0	0	0	0	0
ALCOHOL, DRUG ABUSE, AND MENTAL HEALTH ADMINISTRATION	79	79	0	0	0
CENTER FOR DISEASE CONTROL	0	0	0	0	0
FOOD AND DRUG ADMINISTRATION	0	0	0	0	0
OFFICE OF HUMAN DEVELOPMENT SERVICES	0	0	0	0	0
HEALTH CARE FINANCING ADMINISTRATION	0	0	0	0	0
SOCIAL SECURITY ADMINISTRATION	0	0	0	0	0
OFFICE OF HEALTH POLICY RSCH & STATISTICS	0	0	0	0	0
OTHER DHHS	0	0	0	0	0
DEPARTMENT OF HOUSING AND URBAN DEVELOPMENT	0	0	0	0	0
DEPARTMENT OF THE INTERIOR	0	0	0	0	0
AGENCY FOR INTERNATIONAL DEVELOPMENT	0	0	0	0	0
DEPARTMENT OF LABOR	534	534	0	0	0
NATIONAL AERONAUTICS AND SPACE ADMIN	331,938	318,067	13,871	0	0
NATIONAL SCIENCE FOUNDATION	72,702	72,691	0	0	11
NUCLEAR REGULATORY COMMISSION	0	0	0	0	0
DEPARTMENT OF TRANSPORTATION	3,826	3,826	0	0	0

1/ FEDERALLY FUNDED RESEARCH AND DEVELOPMENT CENTERS.

SOURCE: NATIONAL SCIENCE FOUNDATION

TABLE B-48. -- FEDERAL SCIENCE/ENGINEERING OBLIGATIONS TO FRDC'S 1/ ADMINISTERED BY UNIVERSITIES & COLLEGES, BY STATE, INSTITUTION, AGENCY, AND TYPE OF ACTIVITY: FY 1982

(DOLLARS IN THOUSANDS)

STATE, INSTITUTION, AND AGENCY PROVIDING FUNDS	TOTAL OBLIGATIONS	RESEARCH AND DEVELOPMENT	R&D PLANT	FELLOWSHIPS TRAINEESHIPS TRNG GRANTS	OTHER SCI/ENG ACTIVITIES	ADMINISTERED BY
UNITED STATES, TOTAL	2,469,799	2,054,011	406,211	293	9,284	
ARIZONA						
CERRO TOLOLO INT-AM OBSER 2/ NSF	4,830	4,830	0	0	0	ASSOC OF UNIV FOR RES IN ASTRON
KITT PEAK NAT OBSERVATORY 2/ NSF	10,689	10,689	0	0	0	ASSOC OF UNIV FOR RES IN ASTRON
CALIFORNIA						
JET PROPULSION LABORATORY 3/ HHS NASA NSF DOT	332,787 745 331,938 29 75	318,916 745 318,067 29 75	13,871 0 13,871 0 0	0 0 0 0 0	0 0 0 0 0	CALIF INST OF TECHNOLOGY
LAWRENCE BERKELEY LAB COM DOE HHS NSF	153,929 110 144,100 9,575 144	135,084 110 125,474 9,356 144	17,576 0 17,576 0 0	219 0 0 219 0	1,050 0 1,050 0 0	UNIVERSITY OF CALIFORNIA
LAWRENCE LIVERMORE LAB COM DOE HHS	510,585 150 508,939 1,496	371,253 150 369,607 1,496	138,242 0 138,242 0	0 0 0 0	1,090 0 1,090 0	UNIVERSITY OF CALIFORNIA
STANFORD LINEAR ACCEL CTR DOE HHS	71,188 70,685 503	61,778 61,275 503	9,410 9,410 0	0 0 0	0 0 0	STANFORD UNIVERSITY
COLORADO						
NAT CTR FOR ATMOS RES 2/ NSF	34,421	34,421	0	0	0	UNIV CORP FOR ATMOSPHERIC RES
ILLINOIS						
ARGONNE NATIONAL LAB 4/ COM DOE HHS NSF	210,495 50 209,952 488 5	183,841 50 183,298 488 5	25,050 0 25,050 0 0	0 0 0 0 0	1,604 0 1,604 0 0	UNIV OF CHICAGO AND ARGONNE UNIVERSITIES ASSOC
FERMI NATL ACCEL LAB 2/ COM DOE NSF	140,548 1,205 139,332 11	88,542 0 88,542 0	51,995 1,205 50,790 0	0 0 0 0	11 0 0 11	UNIVERSITY RESEARCH ASSOC
IOWA						
AMES LABORATORY COM DOE	21,679 30 21,649	19,781 0 19,781	1,778 0 1,778	0 0 0	120 30 90	IOWA STATE UNIV OF SCI & TECH
MASSACHUSETTS						
LINCOLN LABORATORY DOD DOT	192,109 188,514 3,595	192,109 188,514 3,595	0 0 0	0 0 0	0 0 0	MASS INST OF TECHNOLOGY
NEW JERSEY						
PLASMA PHYSICS LABORATORY DOE	125,340	78,649	46,691	0	0	PRINCETON UNIVERSITY
NEW MEXICO						
LOS ALAMOS SCIENTIFIC LAB DOE HHS NSF	458,583 456,645 1,919 19	388,540 386,617 1,904 19	68,252 68,252 0 0	17 2 15 0	1,774 1,774 0 0	UNIVERSITY OF CALIFORNIA
SACRAMENTO PEAK OBSERV 2/ NSF	2,489	2,489	0	0	0	ASSOC OF UNIV FOR RES IN ASTRON

SEE FOOTNOTES AT END OF TABLE.

TABLE B-48. -- FEDERAL SCIENCE/ENGINEERING OBLIGATIONS TO FFRDC'S 1/ ADMINISTERED BY UNIVERSITIES & COLLEGES, BY STATE, INSTITUTION, AGENCY, AND TYPE OF ACTIVITY: FY 1982

CONTINUED

(DOLLARS IN THOUSANDS)

STATE, INSTITUTION, AND AGENCY PROVIDING FUNDS	TOTAL OBLIGATIONS	RESEARCH AND DEVELOPMENT	R&D PLANT	FELLOWSHIPS TRAINEESHIPS TRNG GRANTS	OTHER SCI/ENG ACTIVITIES	ADMINISTERED BY
NEW YORK BROOKHAVEN NATIONAL LAB 2/	163,945	127,412	33,079	57	3,397	ASSOCIATED UNIVERSITIES, INC.
DOE	159,566	123,197	33,079	0	3,290	
EPA	221	221	0	0	0	
HHS	3,638	3,474	0	57	107	
NSF	364	364	0	0	0	
DOT	156	156	0	0	0	
TENNESSEE OAK RIDGE INST NUCLR STDS 2/	11,997	11,492	267	0	238	OAK RIDGE ASSOC UNIVERSITIES
DOE	8,753	8,276	267	0	210	
EPA	172	172	0	0	0	
HHS	1,609	1,581	0	0	28	
NSF	1,463	1,463	0	0	0	
VIRGINIA CENTER FOR NAVAL ANALYSES	5,947	5,947	0	0	0	UNIVERSITY OF ROCHESTER
DOD	5,413	5,413	0	0	0	
LABOR	534	534	0	0	0	
WEST VIRGINIA NAT RADIO ASTRON OBSERV 2/	13,002	13,002	0	0	0	ASSOCIATED UNIVERSITIES, INC.
NSF						
PUERTO RICO NATIONAL ASTRON IONOS CTR	5,236	5,236	0	0	0	CORNELL UNIVERSITY
NSF						

- 1/ FEDERALLY FUNDED RESEARCH AND DEVELOPMENT CENTERS.
 - 2/ ONE OF EIGHT CENTERS ADMINISTERED BY UNIVERSITY CONSORTIA.
 - 3/ INCLUDES SIZABLE AMOUNTS SUBCONTRACTED, PRINCIPALLY TO INDUSTRIAL FIRMS.
 - 4/ ADMINISTERED BY BOTH UNIVERSITY AND CONSORTIUM.
- SOURCE: NATIONAL SCIENCE FOUNDATION

TABLE B-49. -- FEDERAL OBLIGATIONS TO INDEPENDENT NONPROFIT INSTITUTIONS FOR RESEARCH AND DEVELOPMENT AND R&D PLANT, BY GEOGRAPHIC DIVISION, STATE, INSTITUTION, AND AGENCY: FY 1982

(DOLLARS IN THOUSANDS)

GEOGRAPHIC DIVISION, STATE & INSTITUTION	TOTAL	USDA	COM	DOD	ED	DOE	EPA	HHS	INT	NASA	NSF	OTHER*
UNITED STATES, TOTAL	988,991	2,045	4,369	250,764	21,114	97,048	21,276	502,351	615	23,915	35,153	30,341
NEW ENGLAND, TOTAL	196,703	0	411	35,323	426	1,014	1,846	140,508	5	574	6,826	9,770
CONNECTICUT, TOTAL	3,210	0	0	0	0	27	266	2,848	0	0	69	0
CTR FOR ENVIRONMENT OF MAN	69	0	0	0	0	0	0	0	0	0	69	0
HASKINS LABORATORIES INC	1,298	0	0	0	0	0	0	1,298	0	0	0	0
JOHN B PIERCE FDN OF CONN	1,589	0	0	0	0	0	79	1,510	0	0	0	0
SIAM INSTITUTE	214	0	0	0	0	27	187	0	0	0	0	0
ST FRANCIS HOSB & MED	40	0	0	0	0	0	0	40	0	0	0	0
MAINE, TOTAL	6,971	0	80	365	0	253	0	5,210	0	193	870	0
JACKSON LAB	5,347	0	0	0	0	253	0	4,990	0	0	104	0
MAINE MEDICAL CENTER	91	0	0	0	0	0	0	91	0	0	0	0
MT DESERT ISLAND BIOL LAB	177	0	0	0	0	0	0	129	0	0	48	0
N E RSCH FDN	1,356	0	80	365	0	0	0	0	0	193	718	0
MASSACHUSETTS, TOTAL	179,509	0	331	34,907	426	646	1,570	125,641	5	381	5,832	9,770
AFFILIATED HOSPS CTR	499	0	0	0	0	0	0	499	0	0	0	0
AMER METEOROLOGICAL SOC	96	0	0	0	0	0	96	0	0	0	0	0
APPALACHIAN MOUNTAIN CLUB	5	0	0	0	0	0	0	0	5	0	0	0
BETH ISRAEL HOSPITAL	7,100	0	0	0	0	28	0	7,072	0	0	0	0
BOSTON BIOMED RES INST	3,048	0	0	0	0	0	0	2,876	0	0	172	0
BOSTON CITY HOSPITAL	2,716	0	0	0	0	0	0	2,716	0	0	0	0
BOSTON HOSPITAL FOR WOMEN	571	0	0	0	0	0	0	571	0	0	0	0
BOSTON MENTAL HLTH FDN	140	0	0	0	0	0	0	140	0	0	0	0
CHILDREN'S HOSP & MED CTR	15,130	0	0	0	0	145	0	14,762	0	0	223	0
CTR FOR BLOOD RESEARCH	1,383	0	0	90	0	0	0	1,293	0	0	0	0
DOCUMENTARY EDUC RESOURCE	8	0	0	0	0	0	0	0	0	0	8	0
DRAPER LABORATORIES	34,409	0	64	34,048	0	0	0	0	0	0	297	0
EK SHRIVER CTR MENT RET	2,003	0	0	0	0	0	0	2,003	0	0	0	0
FDN RSCH NERVOUS SYST	23	0	0	0	0	0	0	23	0	0	0	0
FORSYTH DENTAL CENTER	3,402	0	0	0	0	0	0	3,402	0	0	0	0
HEBREW REHAB CTR FOR	82	0	0	0	0	0	0	82	0	0	0	0
INST BEHAVIORAL SCIENCE	232	0	0	0	0	0	0	0	0	0	232	0
J C SHEEHAN INST FOR	104	0	0	0	0	0	0	104	0	0	0	0
JFY - BOSTON	75	0	0	0	0	0	0	0	0	0	0	75
JOSLIN DIABETES FDN INC	2,335	0	0	0	0	0	0	2,335	0	0	0	0
LAHEY CLINIC FDN	22	0	0	0	0	0	0	22	0	0	0	0
MANOMET BIRD OBSERVY	39	0	0	0	0	39	0	0	0	0	0	0
MARINE BIOLOGICAL LAB	2,779	0	113	0	0	246	0	1,200	0	155	1,065	0
MASS EYE & EAR INFIRMARY	3,171	0	0	0	0	0	0	3,171	0	0	0	0
MASS GENERAL HOSPITAL	26,404	0	0	59	0	118	0	25,922	0	135	170	0
MASS MENTAL HEALTH CT	60	0	0	0	0	0	0	0	0	0	60	0
MCLEAN HOSPITAL	3,500	0	0	0	0	0	0	3,440	0	0	60	0
MITRE CORPORATION	10,880	0	154	0	0	0	1,031	0	0	0	0	9,695
N ENG DEACONESS HOSPITAL	612	0	0	0	0	0	0	612	0	0	0	0
N ENG MED CTR & HOSPITALS	4,367	0	0	0	0	0	0	4,291	0	0	76	0
NATL BUREAU ECON RSCH INC	1,968	0	0	0	0	0	0	272	0	0	1,696	0
NE RADIO OBSERVATORY CTR	1,015	0	0	0	0	0	0	0	0	0	1,015	0
NETWORK INNOV SCHOOLS	111	0	0	0	111	0	0	0	0	0	0	0
NORTH CHARLES HTL HLT	391	0	0	0	0	0	0	391	0	0	0	0
NORTHEAST REGIONAL EXCH	315	0	0	0	315	0	0	0	0	0	0	0
PEABODY FDN ARCHAEOLOGY	72	0	0	0	0	0	0	0	0	0	72	0
PETER BENT BRIGHAM HOSP	11,698	0	0	582	0	0	443	10,613	0	60	0	0
RETINA FOUND	3,489	0	0	0	0	0	0	3,417	0	0	72	0
ROBERT B BRIGHAM HOSPITAL	3,897	0	0	0	0	0	0	3,843	0	0	54	0
RSCH INST FOR EDUC PROB	94	0	0	0	0	0	0	94	0	0	0	0
SIDNEY FARBER CANCER INST	20,017	0	0	128	0	0	0	19,651	0	0	238	0
SOCIAL SCI RES INST	8	0	0	0	0	0	0	8	0	0	0	0
SOLAR CLIMACTIC RSCH INST	31	0	0	0	0	0	0	0	0	31	0	0
ST ELIZABETH'S HP-BRG	726	0	0	0	0	0	0	726	0	0	0	0
ST MARGARET'S HOSPITAL	78	0	0	0	0	0	0	78	0	0	0	0
ST VINCENT HOSPITAL	505	0	0	0	0	0	0	505	0	0	0	0
UNIVERSITY HOSPITAL	3,302	0	0	0	0	0	0	3,302	0	0	0	0
WORCESTER FDN EXP BIO	6,597	0	0	0	0	70	0	6,205	0	0	322	0
NEW HAMPSHIRE, TOTAL	81	0	0	0	0	0	0	55	0	0	26	0
ASSOC PHYSCL & SYSTM MATH	26	0	0	0	0	0	0	0	0	0	26	0
CATHOLIC MEDICAL CENTER	55	0	0	0	0	0	0	55	0	0	0	0
RHODE ISLAND, TOTAL	6,781	0	0	51	0	88	10	6,603	0	0	29	0
AMER MATHEMATICAL SOCIETY	29	0	0	0	0	0	0	0	0	0	29	0
BUTLER HOSPITAL	634	0	0	0	0	0	0	634	0	0	0	0
GORDON RSCH CONFERENCES	61	0	0	51	0	0	10	0	0	0	0	0
MEMORIAL HOSP-PANTUCKET	1,947	0	0	0	0	88	0	1,859	0	0	0	0
MIRIAM HOSPITAL	931	0	0	0	0	0	0	931	0	0	0	0
RHODE ISLAND HOSPITAL	1,491	0	0	0	0	0	0	1,491	0	0	0	0
ROGER WILLIAMS GEN HOSP	1,637	0	0	0	0	0	0	1,637	0	0	0	0
WOMEN & INFANTS HP OF	51	0	0	0	0	0	0	51	0	0	0	0
VERMONT, TOTAL	151	0	0	0	0	0	0	151	0	0	0	0
INST MED RSCH BENNINGTON	151	0	0	0	0	0	0	151	0	0	0	0

SEE FOOTNOTES AT END OF TABLE.

TABLE B-49. -- FEDERAL OBLIGATIONS TO INDEPENDENT NONPROFIT INSTITUTIONS FOR RESEARCH AND DEVELOPMENT AND R&D PLANT, BY GEOGRAPHIC DIVISION, STATE, INSTITUTION, AND AGENCY: FY 1982

CONTINUED GEOGRAPHIC DIVISION, STATE & INSTITUTION	(DOLLARS IN THOUSANDS)											
	TOTAL	USDA	COM	DOD	ED	DOE	EPA	HHS	INT	NASA	NSF	OTHER*
MIDDLE ATLANTIC, TOTAL	165,335	621	1,533	10,940	2,762	3,182	1,683	130,061	0	2,681	8,028	3,844
NEW JERSEY, TOTAL	3,251	60	7	110	357	0	123	2,345	0	0	49	200
BETH ISRAEL HOSPITAL(NJ)	54	0	0	0	0	0	0	54	0	0	0	0
COTTREL ENV	7	0	7	0	0	0	0	0	0	0	0	0
EDUCATIONAL TESTING SRVC	667	0	0	110	357	0	0	0	0	0	0	200
HACKENSACK HOSP	645	0	0	0	0	0	0	645	0	0	0	0
INSTITUTE FOR MEDICAL RES	1,559	60	0	0	0	0	0	1,499	0	0	0	0
MONMOUTH MED CTR	47	0	0	0	0	0	0	47	0	0	0	0
NEWARK BETH ISRL H HOSP	100	0	0	0	0	0	0	100	0	0	0	0
TEXTILE RESEARCH INST	172	0	0	0	0	0	123	0	0	0	49	0
NEW YORK, TOTAL	113,113	476	1,421	9,378	59	973	1,401	87,493	0	2,595	6,457	2,860
AH INST OF AERON & ASTRON	2,595	0	0	0	0	0	0	0	0	2,595	0	0
AMER CNCL - LEARNED SOC	47	0	0	0	0	0	0	0	0	0	47	0
AMER INST OF PHYSICS	25	0	0	0	0	0	0	0	0	0	25	0
AMER MUSEUM OF NATL HIST	98	0	0	0	0	0	0	0	0	0	98	0
AMER SOC OF CIVIL ENG	124	0	0	0	0	0	124	0	0	0	0	0
AMERICAN HLTH FDN INC	7,145	38	0	0	0	83	0	7,024	0	0	0	0
ANIMAL MEDICAL CENTER	264	0	0	0	0	0	0	264	0	0	0	0
ASIA SOCIETY	422	0	0	0	0	0	0	0	0	0	422	0
ASSN RSCH VSN & OPHTH	21	0	0	0	0	0	0	21	0	0	0	0
ASSOC OF SYSTEMATICS	24	0	0	0	0	0	0	0	0	0	24	0
B THOMPSON INST PLANT RES	604	238	0	0	0	41	257	0	0	0	68	0
BETH ISRAEL MEDICAL CTR	527	0	0	23	0	0	0	504	0	0	0	0
BROOKDALE HOSPITAL CENTER	295	0	0	0	0	0	0	295	0	0	0	0
BURKE REHAB CTR	157	0	0	0	0	0	0	157	0	0	0	0
CATHOLIC MED C BRKLYN & QNS	1,123	0	0	0	0	0	0	1,123	0	0	0	0
CENTER FOR POLICY RES	136	0	0	49	0	0	0	87	0	0	0	0
CENTER PSYCHSCL STUDI	126	0	0	0	0	0	0	126	0	0	0	0
CHILD HOSP OF BUFFALO	688	0	0	0	0	0	0	637	0	0	51	0
COLD SPRING HARBOR LAB	8,265	0	0	0	0	9	0	7,693	0	0	563	0
CONSUMERS UNION FDN, INC	51	0	0	0	0	0	0	0	0	0	51	0
EDUCNL DESIGNS GROUP	19	0	0	0	19	0	0	0	0	0	0	0
FRONTIER SCI/TECH RSCH	867	0	0	0	0	0	0	867	0	0	0	0
GENESEE HOSPITAL	97	0	0	0	0	0	0	97	0	0	0	0
HEALTH RESEARCH INC.	414	0	0	0	0	0	0	0	0	0	414	0
HOSP FOR SPECIAL SURGERY	572	0	0	0	0	0	0	572	0	0	0	0
HOSP JOINT DIS ORTHO	171	0	0	0	0	0	0	171	0	0	0	0
HUDSON INST	340	0	0	340	0	0	0	0	0	0	0	0
INST ITALIAN AMER STUDIES	131	0	0	0	0	0	0	0	0	0	131	0
INST OF ELEC ENGRS INC	11	0	0	0	0	0	0	0	0	0	11	0
INSTITUTE FOR RESEARCH	40	0	0	0	40	0	0	0	0	0	0	0
JEWISH HOSP&MED CTR-BRKLN	649	0	0	0	0	0	0	649	0	0	0	0
JOINT DISEASES NO GEN HOS	46	0	0	0	0	0	0	0	0	0	46	0
JOINT OCEAN INSTS INC	2,420	0	0	0	0	0	0	0	0	0	2,420	0
JUVENILE DIABETES FDN	1	0	0	0	0	0	0	1	0	0	0	0
LONG ISL JEWISH HILLSIDE	525	0	0	0	0	0	0	525	0	0	0	0
MARY IMOGENE BASSET HOSP	316	0	0	0	0	0	0	316	0	0	0	0
MASONIC MEDICAL RSCH LAB	320	0	0	0	0	0	0	320	0	0	0	0
MEDICAL RES FND BUFFALO	955	0	0	0	0	0	0	822	0	0	133	0
MEM HOSP-CNCR&ALLIED DIS	7,268	0	0	0	0	0	0	7,268	0	0	0	0
METHODIST HOSP OF BKL	475	0	0	0	0	0	0	475	0	0	0	0
MONTEFIORE HOSP & MED CTR	4,054	0	0	0	0	0	0	4,054	0	0	0	0
N Y BOT GAR CAREY ARB	29	0	0	0	0	0	0	0	0	0	29	0
N Y ZOOLOGICAL SOCIETY	6	0	0	0	0	0	0	0	0	0	6	0
NAT BUREAU OF ECON SOC	610	0	0	0	0	0	0	0	0	0	147	463
NATL COMSN RESOURCES YTH	150	0	0	0	0	0	0	0	0	0	0	150
NEW YORK BLOOD CENTER	2,419	0	0	0	0	56	0	2,308	0	0	55	0
NEW YORK BOTANICAL GARDEN	468	0	0	0	0	0	0	0	0	0	468	0
NY ACADEMY OF SCIENCE	1,310	0	1,310	0	0	0	0	0	0	0	0	0
OUR LADY OF LOURDES HOSP	382	0	0	0	0	0	0	382	0	0	0	0
PALISADES GEOPHYS INST	1,048	0	0	1,048	0	0	0	0	0	0	0	0
POPULATION COUNCIL	2,528	0	0	0	0	0	0	1,372	0	0	0	1,156
POSTGRAD CTR MENTAL HLTH	89	0	0	0	0	0	0	89	0	0	0	0
PUBLIC HEALTH RES INST	2,408	0	0	0	0	0	0	2,227	0	0	181	0
RECRUITMENT & TRAIING PRG	866	0	0	0	0	0	0	0	0	0	0	866
RIVERSIDE RES INST	4,653	0	0	4,042	0	0	0	611	0	0	0	0
ROCKLAND PSYCH CTR	42	0	0	0	0	0	0	42	0	0	0	0
ROSMELL PARK MEM INST	14,257	0	0	0	0	0	0	14,257	0	0	0	0
RSCH FDN MNTL HYGIENE INC	46	0	0	46	0	0	0	0	0	0	0	0
RUSSELL SAGE FOUNDATION	210	0	0	0	0	0	0	0	0	0	210	0
SLOAN-KETTERING INST	27,684	0	0	0	0	784	74	26,531	0	0	295	0
SOC OF NUCLEAR MEDICINE	111	0	111	0	0	0	0	0	0	0	0	0
SOCIAL SCIENCE RSCH CNCL	522	0	0	0	0	0	0	0	0	0	522	0
ST LUKE'S HOSPITAL CENTER	975	0	0	0	0	0	0	975	0	0	0	0
ST LUKE'S INST FOR HEALTH	2,135	200	0	0	0	0	0	1,935	0	0	0	0
ST VINCENT'S HOSP&MED CTR	325	0	0	0	0	0	0	325	0	0	0	0
SYRACUSE RESEARCH CORP	4,816	0	0	3,830	0	0	946	0	0	0	40	0
TISSUE CULTURE ASSN INST	1,457	0	0	0	0	0	0	1,457	0	0	0	0
TRUDEAU INSTITUTE INC	914	0	0	0	0	0	0	914	0	0	0	0
UNITED NEGRO COLLEGE FUND	225	0	0	0	0	0	0	0	0	0	0	225
PENNSYLVANIA, TOTAL	48,971	85	105	1,452	2,346	2,209	159	40,223	0	86	1,522	784
ACAD NATURAL SCI OF PHIL	581	0	90	0	0	192	0	0	0	0	299	0
ALBERT EINSTEIN MED CTR	1,293	0	0	0	0	0	0	1,293	0	0	0	0
ALLEGHENY SINGER RSCH	483	0	0	0	0	68	0	415	0	0	0	0
AMER INSTITUTES FOR RES	918	0	0	590	0	0	0	328	0	0	0	0
BITUMINOUS COAL RES, INC	120	0	0	0	0	120	0	0	0	0	0	0
CARNEGIE INST OF PITTS	7	0	0	0	0	0	0	0	0	0	7	0
CHILD HOSP OF PHILA	6,006	0	0	0	0	0	0	6,006	0	0	0	0
CHILD HOSP OF PITTSBURGH	2,395	0	0	0	0	0	0	2,395	0	0	0	0
COMBUSTION INSTITUTE	15	0	15	0	0	0	0	0	0	0	0	0
EAGLEVILLE HOSP & REHAB C	135	0	0	0	0	0	0	135	0	0	0	0

SEE FOOTNOTES AT END OF TABLE.



TABLE B-49. -- FEDERAL OBLIGATIONS TO INDEPENDENT NONPROFIT INSTITUTIONS FOR RESEARCH AND DEVELOPMENT AND R&D PLANT, BY GEOGRAPHIC DIVISION, STATE, INSTITUTION, AND AGENCY: FY 1982

CONTINUED		(DOLLARS IN THOUSANDS)										
GEOGRAPHIC DIVISION, STATE & INSTITUTION	TOTAL	USDA	COM	DOD	ED	DOE	EPA	HHS	INT	NASA	NSF	OTHER*
PENNSYLVANIA, CONT'D												
EYE & EAR HOSP - PITTSBGH	732	0	0	0	0	0	0	646	0	86	0	0
FRANKLIN INST	3,275	0	0	756	0	1,821	159	0	0	0	539	0
GRADUATE HOSP	538	0	0	0	0	0	0	538	0	0	0	0
INST FOR CANCER RESEARCH	10,659	0	0	0	0	0	0	10,344	0	0	315	0
INST FOR MED EDUC & RES	25	0	0	0	0	0	0	25	0	0	0	0
INST FOR RESEARCH, INC	10	0	0	0	0	0	0	0	0	0	0	10
LANKENAU HOSPITAL	196	0	0	0	0	0	0	196	0	0	0	0
MAGEE WOMEN'S HOSP	281	0	0	0	0	0	0	281	0	0	0	0
MERCY HOSP/SCRANTON	322	0	0	0	0	0	0	322	0	0	0	0
MONELL CHEM SENSES CNTR	825	0	0	0	0	0	0	548	0	0	277	0
MONTEFIORE HOSPITAL	475	0	0	0	0	0	0	475	0	0	0	0
OIC	100	0	0	0	0	0	0	0	0	0	0	100
PENNSYLVANIA HOSPITAL	690	0	0	0	0	0	0	690	0	0	0	0
PHILADELPHIA GERIATRC CTR	1,313	0	0	0	0	0	0	1,313	0	0	0	0
PHILADELPHIA PSYCHIATRIC	135	0	0	0	0	0	0	135	0	0	0	0
PRSBYTN UNIV PENN MED CTR	447	0	0	0	0	0	0	447	0	0	0	0
PUBLIC/PRIVATE VENTURES	674	0	0	0	0	0	0	0	0	0	0	674
RES FOR BETTER SCHS INC	2,346	0	0	0	2,346	0	0	0	0	0	0	0
SIAM INST-MATH & SOCIETY	30	0	0	0	0	0	0	0	0	0	30	0
SIMON GREENBERG FDM	267	0	0	0	0	0	0	267	0	0	0	0
SOCIETY INDSTR L APP M	8	0	0	0	0	8	0	0	0	0	0	0
SOCIETY OF AUTOMOTIVE ENG	106	0	0	106	0	0	0	0	0	0	0	0
ST CHRISTOPHER'S HOSPITAL	139	0	0	0	0	0	0	139	0	0	0	0
UNIV CITY SCIENCE CENTER	1,932	0	0	0	0	0	0	1,932	0	0	0	0
HILLS EYE HOSPITAL	749	0	0	0	0	0	0	749	0	0	0	0
WISTAR INST	10,744	85	0	0	0	0	0	10,604	0	0	55	0
EAST NORTH CENTRAL, TOTAL	207,591	435	250	87,362	412	74,442	3,258	36,373	0	2,565	2,361	133
ILLINOIS, TOTAL	70,831	0	60	53,606	390	4,780	861	9,469	0	321	1,211	133
AMER DENTAL ASSOC HLTH	680	0	0	0	0	0	0	680	0	0	0	0
AMER PUBLIC WORKS ASSOC	157	0	0	0	0	0	157	0	0	0	0	0
AMERICAN NUCLEAR SOCIETY	50	0	50	0	0	0	0	0	0	0	0	0
AMERICAN PLANNING ASSOC	24	0	0	0	0	0	0	0	0	0	8	16
CHICAGO MUSEUM OF SCIENCE	10	0	10	0	0	0	0	0	0	0	0	0
CHILD MEMORIAL HOSPITAL	253	0	0	0	0	0	0	253	0	0	0	0
COOK COUNTY HOSPITAL	51	0	0	0	0	0	0	51	0	0	0	0
EAST ASIAN HIST SCI	40	0	0	0	0	0	0	0	0	0	40	0
EVANSTON HOSPITAL	210	0	0	0	0	0	0	210	0	0	0	0
FIELD MUSEUM NATURAL HIST	455	0	0	0	0	0	0	135	0	0	320	0
HEKTOEN INST FOR MED RES	99	0	0	0	0	0	0	99	0	0	0	0
IIT RESEARCH INSTITUTE	56,952	0	0	53,172	0	0	460	2,998	0	261	61	0
INGALLS MEM HOSPITAL	188	0	0	0	0	0	0	188	0	0	0	0
INST OF GAS TECHNOLOGY	5,204	0	0	180	0	4,780	244	0	0	0	0	0
MCML REESE HOSP & MED CTR	2,829	0	0	254	0	0	0	2,515	0	60	0	0
MERCY HOSPITAL & MED CTR	76	0	0	0	0	0	0	76	0	0	0	0
NAT OPINION RESEARCH CTR	1,251	0	0	0	93	0	0	490	0	0	668	0
NATL CONGR-PARENT & TCHRS	82	0	0	0	0	0	0	0	0	0	0	82
NATL COUN TEACHERS ENGL	297	0	0	0	297	0	0	0	0	0	0	0
NATL SAFETY COUNCIL	35	0	0	0	0	0	0	0	0	0	0	35
NORTHWESTERN MEM HOSPITAL	55	0	0	0	0	0	0	55	0	0	0	0
RAVENSWOOD HOSP MED CTR	100	0	0	0	0	0	0	100	0	0	0	0
REHAB INST OF CHICAGO	67	0	0	0	0	0	0	67	0	0	0	0
RUSH PRSBYTRN/ST LKS	1,584	0	0	0	0	0	0	1,470	0	0	114	0
SOCIETY STDY OF REPROCTN	7	0	0	0	0	0	0	7	0	0	0	0
WEST SUBURBAN HOSP	75	0	0	0	0	0	0	75	0	0	0	0
INDIANA, TOTAL	813	0	6	33	0	0	7	699	0	68	0	0
DEACONESS HOSPITAL	376	0	0	0	0	0	0	376	0	0	0	0
INDIANAPLS CTR ADV RSCH	396	0	0	33	0	0	0	295	0	68	0	0
INSTITUTE OF ECOLOGY	13	0	6	0	0	0	7	0	0	0	0	0
METHODIST HOSP OF INDIANA	28	0	0	0	0	0	0	28	0	0	0	0
MICHIGAN, TOTAL	16,839	0	48	7,334	22	0	342	8,035	0	982	76	0
AMERICAN ENTOMOLOGICAL IN	38	0	0	0	0	0	0	0	0	0	38	0
BORGESS MED CENTER	148	0	0	0	0	0	0	148	0	0	0	0
BUTTERNORTH HOSPITAL	17	0	0	0	0	0	0	17	0	0	0	0
CHILD HOSP OF MICHIGAN	283	0	0	0	0	0	0	283	0	0	0	0
CRANBROOK INST OF SCIENCE	342	0	0	0	0	0	342	0	0	0	0	0
ENVIRONMENTAL RES INST	8,316	0	0	7,334	0	0	0	0	0	982	0	0
HENRY FORD HOSPITAL	2,253	0	0	0	0	0	0	2,253	0	0	0	0
HIGH/SCOPE ED RES FDM	22	0	0	0	22	0	0	0	0	0	0	0
LAFAYETTE CLINIC	88	0	0	0	0	0	0	88	0	0	0	0
MICHIGAN CANCER FDM	4,508	0	0	0	0	0	0	4,470	0	0	38	0
MICHIGAN MOLECULAR INST	325	0	0	0	0	0	0	325	0	0	0	0
MICHIGAN RSRCH CENTER	48	0	48	0	0	0	0	0	0	0	0	0
SINAI HOSPITAL OF DETROIT	186	0	0	0	0	0	0	186	0	0	0	0
WILLIAM BEAUMONT HOSPITAL	265	0	0	0	0	0	0	265	0	0	0	0
OHIO, TOTAL	116,867	435	136	25,983	0	69,662	2,048	16,335	0	1,194	1,074	0
BATTELLE MEMORIAL INST	104,320	0	136	25,879	0	69,530	1,576	5,362	0	1,194	643	0
C F KETTERING RSCH FNDTM	1,034	435	0	0	0	132	0	36	0	0	431	0
CHILD HOSP MED CTR CINCIN	3,562	0	0	0	0	0	0	3,562	0	0	0	0
CHILD HOSP OF COLUMBUS	140	0	0	0	0	0	0	140	0	0	0	0
CHRIST HOSPITAL - OHIO	929	0	0	104	0	0	220	605	0	0	0	0
CLEVELAND CLINIC FDM	5,113	0	0	0	0	0	0	5,113	0	0	0	0
CLEVELAND RSCH INST	19	0	0	0	0	0	0	19	0	0	0	0
MT SINAI HOSP-CLEVELAND	423	0	0	0	0	0	0	423	0	0	0	0
NATL WATER WELL ASSOC	252	0	0	0	0	0	252	0	0	0	0	0
ST LUKE'S HOSP-UTD METH	45	0	0	0	0	0	0	45	0	0	0	0
TOLEDO HOSP	156	0	0	0	0	0	0	156	0	0	0	0
UNIVERSITY HOSPS-CLEVELND	819	0	0	0	0	0	0	819	0	0	0	0
WORKERS INST SAFETY &	55	0	0	0	0	0	0	55	0	0	0	0

SEE FOOTNOTES AT END OF TABLE.

TABLE B-49. — FEDERAL OBLIGATIONS TO INDEPENDENT NONPROFIT INSTITUTIONS FOR RESEARCH AND DEVELOPMENT AND R&D PLANT, BY GEOGRAPHIC DIVISION, STATE, INSTITUTION, AND AGENCY: FY 1982

CONTINUED		(DOLLARS IN THOUSANDS)										
GEOGRAPHIC DIVISION, STATE & INSTITUTION	TOTAL	USDA	COM	DOD	ED	DOE	EPA	HHS	INT	NASA	NSF	OTHER*
WISCONSIN, TOTAL	2,241	0	0	406	0	0	0	1,835	0	0	0	0
AMER FOUND FOR BIOL RES	406	0	0	406	0	0	0	0	0	0	0	0
MILWAUKEE BLOOD CENTER	493	0	0	0	0	0	0	493	0	0	0	0
MRS HFLD CLN FD/MED RES&E	543	0	0	0	0	0	0	543	0	0	0	0
MT SINAI MEDICAL CTR INC	705	0	0	0	0	0	0	705	0	0	0	0
WISC ALUMNAE RSCH FDN	94	0	0	0	0	0	0	94	0	0	0	0
WEST NORTH CENTRAL, TOTAL	44,785	17	0	1,254	3,184	0	4,090	34,179	28	94	922	1,017
IOWA, TOTAL	92	0	0	0	0	0	0	92	0	0	0	0
IOWA LUTHERAN HOSPITAL	92	0	0	0	0	0	0	92	0	0	0	0
KANSAS, TOTAL	902	0	0	0	0	0	0	902	0	0	0	0
MENNINGER FOUNDATION	608	0	0	0	0	0	0	608	0	0	0	0
ST FRANCIS HOSP/MICHI	194	0	0	0	0	0	0	194	0	0	0	0
ST JOSEPH MEDICAL CENTER	100	0	0	0	0	0	0	100	0	0	0	0
MINNESOTA, TOTAL	25,268	0	0	470	0	0	0	24,786	0	0	12	0
INTERSTUDY	217	0	0	0	0	0	0	217	0	0	0	0
MAYO FOUNDATION	24,595	0	0	404	0	0	0	24,179	0	0	12	0
MT SINAI HOSP-MINNPOLIS	194	0	0	0	0	0	0	194	0	0	0	0
PERSONNEL DECISIONS R	66	0	0	66	0	0	0	0	0	0	0	0
ST PAUL-RAMSEY MED CTR	75	0	0	0	0	0	0	75	0	0	0	0
UNITED HOSPITAL	121	0	0	0	0	0	0	121	0	0	0	0
MISSOURI, TOTAL	18,325	17	0	784	3,184	0	4,090	8,399	28	94	712	1,017
CANCER RES CENTER	498	0	0	0	0	0	0	498	0	0	0	0
CENTRAL MIDWES REG ED LAB	2,394	0	0	0	2,394	0	0	0	0	0	0	0
JEWISH HOSP OF ST LOUIS	2,516	0	0	0	0	0	0	2,379	0	0	137	0
MIDCONTINENT REG EDUC LAB	790	0	0	0	790	0	0	0	0	0	0	0
MIDWEST RESEARCH INST	11,472	0	0	784	0	0	4,090	5,459	28	94	0	1,017
MISSOURI BOTANICAL GARDEN	592	17	0	0	0	0	0	0	0	0	575	0
ST LUKE'S HOSP-KANSAS C	63	0	0	0	0	0	0	63	0	0	0	0
NEBRASKA, TOTAL	198	0	0	0	0	0	0	0	0	0	198	0
FATHER FLANAGAN BOYS HOME	198	0	0	0	0	0	0	0	0	0	198	0
SOUTH ATLANTIC, TOTAL	115,042	794	1,554	39,801	1,978	14,086	5,077	17,152	477	12,001	8,105	14,017
DELAWARE, TOTAL	129	0	0	0	0	0	0	129	0	0	0	0
WILMINGTON MEDICAL CENTER	129	0	0	0	0	0	0	129	0	0	0	0
DISTRICT OF COLUMBIA, TOTAL	61,841	464	969	14,226	63	11,541	1,730	5,091	442	9,934	7,355	9,826
AM COL NUCLEAR PHYSICISTS	78	0	78	0	0	0	0	0	0	0	0	0
AMER ASSH RETIRED PERS	16	0	0	0	0	0	0	0	0	0	0	16
AMER ASSOC OF CHTY & JC	50	0	0	0	0	50	0	0	0	0	0	0
AMER ASSOC-ADVANCMT SCI	161	0	0	0	0	0	141	0	0	20	0	0
AMER INST OF ARCHITECTS	58	0	52	0	0	0	0	0	0	0	6	0
AMER NATIONAL RED CROSS	29	0	0	0	0	0	0	0	0	0	0	29
AMER SOCIETY-ENGR EDUC	681	0	0	681	0	0	0	0	0	0	0	0
AMER STATISTICAL ASSOC	434	0	0	0	0	0	0	0	0	0	434	0
AMERICAN COUNCIL ON EDUCA	299	0	0	0	0	0	0	0	0	0	299	0
AMERICAN GEOPHYSICL UNION	65	0	0	0	0	0	0	0	0	0	65	0
ASSOC COLL SCH ARCHITECTS	124	0	124	0	0	0	0	0	0	0	0	0
ASSOCIATED UNIVERSITIES	5	0	0	0	0	0	0	0	0	0	5	0
BROOKINGS INSTITUTION	1,224	0	0	0	0	0	0	624	0	0	545	55
BUREAU OF SOC SCI RES	199	0	0	0	0	0	0	81	0	0	0	118
CARNEGIE INST OF WASH	1,676	218	0	156	0	0	0	0	0	289	1,013	0
CENTER FOR FIRE RESEARCH	50	0	50	0	0	0	0	0	0	0	0	0
CNCL STATE COMM AFF A	89	0	0	0	0	0	0	0	0	0	0	89
CONSERVATION FDN	3	0	0	0	0	0	0	0	3	0	0	0
CTR FOR COMMUNITY CHANGE	25	0	0	0	0	0	0	0	0	0	0	25
ENVIRONMENTAL LAW INST	147	0	0	0	0	0	147	0	0	0	0	0
GORGAS MEM INST TRPCL MED	928	0	0	760	0	0	0	168	0	0	0	0
GOVT FIN RESOURCE CTR	100	0	100	0	0	0	0	0	0	0	0	0
HEALTH EDUCATION FND	25	0	0	0	0	0	0	0	0	0	0	25
HOUSING ASSIST COUN	830	0	0	0	0	0	0	0	0	0	0	830
MORTGAGE BANKERS ASSOC	31	0	0	0	0	0	0	0	0	0	0	31
NAT'L ACADEMY OF SCIENCES	44,944	246	105	12,629	0	11,469	357	315	240	8,709	4,862	6,012
NATIONAL GOVERNOR'S ASSOC	429	0	98	0	0	0	0	0	0	0	40	291
NATIONAL PLANNING ASSOC	112	0	0	0	0	0	0	0	0	0	112	0
NATIONAL PUBLIC RADIO	63	0	0	0	63	0	0	0	0	0	0	0
NATIONAL URBAN LEAGUE	100	0	0	0	0	0	0	0	0	0	0	100
NATL ACAD PUBLIC ADMIN	292	0	0	0	0	22	0	0	0	270	0	0
NATL ASSN OF COUNTIES	15	0	0	0	0	0	0	0	0	0	0	15
NATL ASSN ST LAW ENF TR	13	0	0	0	0	0	0	0	0	0	0	13
NATL BIOMEDICAL RES FDN	536	0	0	0	0	0	0	486	0	50	0	0
NATL CNCL URBAN ECON DEV	137	0	97	0	0	0	0	0	0	0	0	40
NATL COMM DISCR HOUSING	55	0	0	0	0	0	0	0	0	0	0	55
NATL COUNCIL ON LA RAZA	9	0	0	0	0	0	0	0	0	0	0	9
NATL CTR HEALTH SVCS RES	115	0	0	0	0	0	0	0	0	0	0	115
NATL CTR RESOURCE RECOV	19	0	0	0	0	0	0	0	0	0	19	0
NATL INST ALCOHOL ABUSE	65	0	0	0	0	0	0	0	0	0	0	65
NATL INST OF BLDG SCIENCE	170	0	110	0	0	0	35	0	0	0	0	25
NATL SCI TEACHERS ASSOC	544	0	0	0	0	0	0	0	0	544	0	0
NATL YOUTH WORK ALLIANCE	65	0	0	0	0	0	0	0	0	0	0	65
NIML	26	0	0	0	0	0	0	0	0	0	0	26
ORG FOR ENVIRON GROWTH	52	0	0	0	0	0	0	0	0	52	0	0
PUBLIC TECHNOLOGY, INC	170	0	0	0	0	0	0	0	0	0	150	20
RES FDN OF CHILDRENS HOSP	641	0	0	0	0	0	0	629	0	0	0	12

*SEE FOOTNOTES AT END OF TABLE.

TABLE B-49. -- FEDERAL OBLIGATIONS TO INDEPENDENT NONPROFIT INSTITUTIONS FOR RESEARCH AND DEVELOPMENT AND R&D PLANT, BY GEOGRAPHIC DIVISION, STATE, INSTITUTION, AND AGENCY: FY 1982

CONTINUED		(DOLLARS IN THOUSANDS)										
GEOGRAPHIC DIVISION, STATE & INSTITUTION	TOTAL	USDA	COM	DOD	ED	DOE	EPA	HHS	INT	NASA	NSF	OTHER*
DISTRICT OF COLUMBIA, CONT'D												
RESOURCES FOR FUTURE INC	1,244	0	0	0	0	0	1,050	0	194	0	0	0
UNITED STATES CONF MAYORS	46	0	0	0	0	0	0	0	0	0	0	46
UNIVERSITIES RES ASSOC	1,090	0	0	0	0	0	0	1,090	0	0	0	0
URBAN INSTITUTE	2,112	0	155	0	0	0	0	1,603	0	0	5	349
WASHINGTON HOSP CTR	95	0	0	0	0	0	0	95	0	0	0	0
WORLD WILDLIFE FUND - US	5	0	0	0	0	0	0	0	5	0	0	0
YOUTHWORK, INC	1,350	0	0	0	0	0	0	0	0	0	0	1,350
FLORIDA, TOTAL	4,084	0	153	0	0	0	95	3,685	0	0	151	0
AMER ELECTROPLATERS SOC	95	0	0	0	0	0	95	0	0	0	0	0
FAIRCHILD TROPICAL GARDEN	33	0	0	0	0	0	0	0	0	0	33	0
FLORIDA INNOVATION GROUP	25	0	0	0	0	0	0	0	0	0	25	0
FLORIDA SOLAR ENERGY CTR	153	0	153	0	0	0	0	0	0	0	0	0
LEO GOODWIN INS FOR CANCER	912	0	0	0	0	0	0	912	0	0	0	0
MARIE SELBY BOTAN GARDENS	26	0	0	0	0	0	0	0	0	0	26	0
MIAMI HEART INSTITUTE	349	0	0	0	0	0	0	349	0	0	0	0
NOTE MARINE LABORATORY	36	0	0	0	0	0	0	36	0	0	0	0
MT SINAI HOSP MED CTR FLA	401	0	0	0	0	0	0	401	0	0	0	0
NATL SPINAL CORD INJRY F	30	0	0	0	0	0	0	30	0	0	0	0
NEWFOUND HARBOR MARINE I	42	0	0	0	0	0	0	0	0	0	42	0
PAPANICOLAOU CAN RES INST	1,393	0	0	0	0	0	0	1,393	0	0	0	0
SACRED HEART HOSP/PNS	78	0	0	0	0	0	0	78	0	0	0	0
SHOWA U RSCH INST BIO	326	0	0	0	0	0	0	326	0	0	0	0
ST VINCENT'S MEDICAL CTR	91	0	0	0	0	0	0	91	0	0	0	0
TALL TIMBERS RSCH INC	25	0	0	0	0	0	0	0	0	0	25	0
UNIVERSITY HOSP	69	0	0	0	0	0	0	69	0	0	0	0
GEORGIA, TOTAL	2,250	0	9	0	0	1,749	0	302	0	0	0	190
COORD RESEARCH COUNCL	34	0	0	0	0	34	0	0	0	0	0	0
GEORGIA BAPT HOSP/ATL	122	0	0	0	0	0	0	122	0	0	0	0
MARTIN LUTHER KING CENTER	160	0	0	0	0	0	0	0	0	0	0	160
MEMORIAL MED CTR/SAV	155	0	0	0	0	0	0	155	0	0	0	0
METRO FAIR HSG SERVIC	30	0	0	0	0	0	0	0	0	0	0	30
SKIDAWAY INST OF OCEAN	1,715	0	0	0	0	1,715	0	0	0	0	0	0
SOUTHERN STATE ENERGY	9	0	9	0	0	0	0	0	0	0	0	0
UNIVERSITY HOSPITAL	25	0	0	0	0	0	0	25	0	0	0	0
MARYLAND, TOTAL	12,272	330	110	7,735	0	373	0	3,131	35	171	119	268
AMER PHYSIOLOGICAL SOC	21	0	0	0	0	0	0	0	0	21	0	0
AMER TYPE CULTURE COLL	284	284	0	0	0	0	0	0	0	0	0	0
BIOMEDICAL RSCH INST	82	0	0	0	0	0	0	82	0	0	0	0
CARNEGIE INST (BALTO, MD)	847	0	0	0	0	0	0	847	0	0	0	0
CHESTNUT LODGE RES IN	51	0	0	0	0	0	0	51	0	0	0	0
EYE RES FOUND OF BETHESDA	125	0	0	0	0	0	0	125	0	0	0	0
FED AMER SOC EXPR 8IOL	157	0	0	5	0	0	0	0	0	150	2	0
FRIENDS OF PSYCHIATR RES	175	0	0	0	0	0	0	175	0	0	0	0
INTL ASSOC CHIEF POL	68	0	0	0	0	0	0	0	0	0	0	68
JFK INST HANDICAPPED	1,359	0	0	0	0	0	0	1,242	0	0	117	0
MARYLAND WILDLIFE FED	21	0	0	0	0	0	0	0	21	0	0	0
MID ATLANTIC ONCOLOGY	348	0	0	0	0	0	0	348	0	0	0	0
NAHB	274	0	0	0	0	74	0	0	0	0	0	200
NATL CNCL RAD PROT & MEAS	299	0	0	0	0	299	0	0	0	0	0	0
OPERATIONS RESEARCH, INC	7,730	0	0	7,730	0	0	0	0	0	0	0	0
RADIATION RSCH SOCIETY	100	0	100	0	0	0	0	0	0	0	0	0
SINAI HOSPITAL OF BALTO	46	46	0	0	0	0	0	0	0	0	0	0
UNDERSEA MEDICAL SOCIETY	10	0	10	0	0	0	0	0	0	0	0	0
UNIV ASSOC RSCH/ED - PATH	261	0	0	0	0	0	0	261	0	0	0	0
URBAN WILDLIFE RSCH CTR	14	0	0	0	0	0	0	0	14	0	0	0
NORTH CAROLINA, TOTAL	15,633	0	0	2,676	0	0	3,212	4,635	0	1,588	72	3,450
DOROTHEA DIX HOSP	103	0	0	0	0	0	0	103	0	0	0	0
INTERNATL FERTILITY RSCH	60	0	0	0	0	0	0	60	0	0	0	0
N CARO FDN MNTL HLTH RSCH	72	0	0	0	0	0	0	0	0	0	72	0
POLICY RES&PLNG GRO	51	0	0	0	0	0	0	51	0	0	0	0
RESEARCH TRIANGLE INST	11,897	0	0	2,676	0	0	3,212	4,421	0	1,588	0	0
SOUTH EAST CONSORTIUM	3,450	0	0	0	0	0	0	0	0	0	0	3,450
SOUTH CAROLINA, TOTAL	190	0	0	0	0	190	0	0	0	0	0	0
ENERGY RESEARCH INSTITUTE	190	0	0	0	0	190	0	0	0	0	0	0
VIRGINIA, TOTAL	17,140	0	313	15,164	412	233	40	179	0	308	208	283
AM INST OF BIOLOGICAL SCI	596	0	0	44	0	233	0	0	0	308	11	0
ANALYTIC SERVICES, INC	11,568	0	0	11,568	0	0	0	0	0	0	0	0
BRICK INST OF AMERICA	95	0	95	0	0	0	0	0	0	0	0	0
COUNCIL AM BLDG OFFICIALS	133	0	0	0	0	0	0	0	0	0	0	133
CTR FOR APPLIED LINGUIST	50	0	0	0	10	0	0	0	0	0	40	0
DATA USE & ACCESS LAB	150	0	0	0	0	0	0	0	0	0	0	150
ENERGY EDUCATION SERVICES	28	0	28	0	0	0	0	0	0	0	0	0
HUMAN RESOURCES RES ORG	3,524	0	0	3,524	0	0	0	0	0	0	0	0
NATL CTR STATE COURTS	96	0	0	0	0	0	0	0	0	0	96	0
ROANOKE MEM HOSPS	179	0	0	0	0	0	0	179	0	0	0	0
SE RGNL COUN ED IMPROV	402	0	0	0	402	0	0	0	0	0	0	0
VA INST OF MARINE SCI	319	0	190	28	0	0	40	0	0	0	61	0
WEST VIRGINIA, TOTAL	1,503	0	0	0	1,503	0	0	0	0	0	0	0
APPALACHIA EDUC LAB	1,503	0	0	0	1,503	0	0	0	0	0	0	0

SEE FOOTNOTES AT END OF TABLE.

TABLE B-49. -- FEDERAL OBLIGATIONS TO INDEPENDENT NONPROFIT INSTITUTIONS FOR RESEARCH AND DEVELOPMENT AND R&D PLANT, BY GEOGRAPHIC DIVISION, STATE, INSTITUTION, AND AGENCY: FY 1982

CONTINUED GEOGRAPHIC DIVISION, STATE & INSTITUTION		(DOLLARS IN THOUSANDS)											
		TOTAL	USDA	COM	DOD	ED	DOE	EPA	HHS	INT	NASA	NSF	OTHER*
EAST SOUTH CENTRAL, TOTAL		23,816	18	150	7,038	0	0	2,019	14,435	0	40	116	0
ALABAMA, TOTAL		16,450	18	0	7,038	0	0	2,019	7,335	0	40	0	0
EYE FOUNDATION HOSP		1	0	0	0	0	0	0	1	0	0	0	0
INTL FERTILITY DEV CORP		18	18	0	0	0	0	0	0	0	0	0	0
SOUTHERN RESEARCH INST		13,356	0	0	3,963	0	0	2,019	7,334	0	40	0	0
SOUTHERN CTR ELEC ENG ED		3,075	0	0	3,075	0	0	0	0	0	0	0	0
KENTUCKY, TOTAL		71	0	0	0	0	0	0	71	0	0	0	0
MARY BRCKNRDG HP/FRNT		71	0	0	0	0	0	0	71	0	0	0	0
TENNESSEE, TOTAL		7,295	0	150	0	0	0	0	7,029	0	0	116	0
OAK RIDGE RESEARCH INST		150	0	150	0	0	0	0	0	0	0	0	0
ST JUDE CHILD RSCH HOSP		7,145	0	0	0	0	0	0	7,029	0	0	116	0
WEST SOUTH CENTRAL, TOTAL		33,807	70	0	11,567	1,485	1,368	2,004	13,221	0	2,738	289	1,065
LOUISIANA, TOTAL		3,227	0	0	128	0	0	100	2,999	0	0	0	0
ALTON OCHSNER MED FNDTN		176	0	0	0	0	0	0	176	0	0	0	0
CHARITY HOSPITAL OF LA		34	0	0	0	0	0	0	34	0	0	0	0
GULF SOUTH RESEARCH INST		2,969	0	0	128	0	0	100	2,741	0	0	0	0
TOURO RESEARCH INSTITUTE		48	0	0	0	0	0	0	48	0	0	0	0
OKLAHOMA, TOTAL		4,060	70	0	0	0	0	0	3,800	0	0	190	0
OKLA MEDICAL RES FOUND		4,060	70	0	0	0	0	0	3,800	0	0	190	0
TEXAS, TOTAL		26,520	0	0	11,439	1,485	1,368	1,904	6,422	0	2,738	99	1,065
GREATER DALLAS HSG OP		30	0	0	0	0	0	0	0	0	0	0	30
GULF UNIV RSCH CONSORT		200	0	0	0	0	200	0	0	0	0	0	0
METHODIST HOSP-HOUSTON		25	0	0	0	0	0	0	25	0	0	0	0
SAINT JOHNS HOSPITAL		51	0	0	0	0	0	0	0	0	51	0	0
SAN ANTONIO ST CHEST		190	0	0	0	0	0	0	190	0	0	0	0
SCOTT AND WHITE MEM HOSP		44	0	0	0	0	0	0	44	0	0	0	0
SOUTHWEST EDUC DEV LAB		1,485	0	0	0	1,485	0	0	0	0	0	0	0
SOUTHWEST FDM FOR RES&ED		5,005	0	0	390	0	0	0	4,615	0	0	0	0
SOUTHWEST RESEARCH INST		17,027	0	0	11,049	0	1,168	1,904	168	0	1,604	99	1,035
ST JOSEPH HOSP, HOUSTON		106	0	0	0	0	0	0	106	0	0	0	0
ST LUKES EPISCOPAL H		912	0	0	0	0	0	0	912	0	0	0	0
STEHLIN FND FOR CANCR RES		215	0	0	0	0	0	0	215	0	0	0	0
UNIVERSITIES SPACE RSCH		1,083	0	0	0	0	0	0	0	0	1,083	0	0
MADLEY INSTS OF MOLEC		147	0	0	0	0	0	0	147	0	0	0	0
MOUNTAIN, TOTAL		15,306	23	0	34	5,929	1,293	0	6,848	29	531	506	113
ARIZONA, TOTAL		1,275	0	0	0	0	0	0	655	29	477	114	0
LOWELL OBSERVATORY		560	0	0	0	0	0	0	0	0	477	83	0
MUSEUM OF NORTHERN ARIZ		60	0	0	0	0	0	0	0	29	0	31	0
SOUTHWEST BIOMED RESEARCH		314	0	0	0	0	0	0	314	0	0	0	0
ST JOSEPH'S HOSP&MED CTR		341	0	0	0	0	0	0	341	0	0	0	0
COLORADO, TOTAL		12,037	23	0	34	5,857	318	0	5,285	0	54	353	113
AMER CANCER RSCH CTR HOSP		278	0	0	0	0	25	0	210	0	0	43	0
ASPEN CENTER FOR PHYSICS		23	0	0	0	0	0	0	23	0	0	0	0
BEET SUGAR DEVHMT FDM		23	23	0	0	0	0	0	0	0	0	0	0
BEHAVIORAL RESEARCH INST		242	0	0	0	0	0	0	242	0	0	0	0
CHILD ASTHMA RSCH INST		91	0	0	0	0	0	0	91	0	0	0	0
E ROOSEVELT INST CANCER		90	0	0	0	0	0	0	0	0	0	90	0
EDUC COMM/STATES		3,990	0	0	0	3,873	117	0	0	0	0	0	0
INST RSCH ON SOCL PROB		88	0	0	0	0	0	0	88	0	0	0	0
NATL CONF ST LEGIS LDERS		394	0	0	0	265	0	0	0	0	0	16	113
NATL JEWISH HOSP - DENVER		4,300	0	0	0	0	0	0	4,193	0	0	107	0
NCHEMS		1,465	0	0	0	1,465	0	0	0	0	0	0	0
PENROSE HOSPITAL		438	0	0	0	0	0	0	438	0	0	0	0
RCKY MTN BIOL LAB		35	0	0	0	0	0	0	0	0	0	35	0
RESEARCH INST OF COLORADO		150	0	0	34	0	0	0	0	0	54	62	0
SOCL SCI ED CONSORT INC		254	0	0	0	254	0	0	0	0	0	0	0
ST MARY'S HOSPITAL		176	0	0	0	0	176	0	0	0	0	0	0
IDAHO, TOTAL		69	0	0	0	0	0	0	69	0	0	0	0
ST LUKE'S HOSPITAL		69	0	0	0	0	0	0	69	0	0	0	0
MONTANA, TOTAL		181	0	0	0	0	50	0	131	0	0	0	0
COLUMBUS HOSPITAL		131	0	0	0	0	0	0	131	0	0	0	0
MONT ENRGY RSCH&MED DEV I		50	0	0	0	0	50	0	0	0	0	0	0
NEW MEXICO, TOTAL		781	0	0	0	72	460	0	249	0	0	0	0
INDIAN EDUCNL-TRAINING		72	0	0	0	72	0	0	0	0	0	0	0
LOVELACE FDN FOR MED ED		709	0	0	0	0	460	0	249	0	0	0	0
UTAH, TOTAL		963	0	0	0	0	465	0	459	0	0	39	0
ASSOC MESTRN UNIV, INC		465	0	0	0	0	465	0	0	0	0	0	0
HOLY CROSS HOSP		132	0	0	0	0	0	0	132	0	0	0	0
LATTER-DAY SAINTS HOSP		299	0	0	0	0	0	0	299	0	0	0	0
SALT LAKE CLINIC RES FND		28	0	0	0	0	0	0	28	0	0	0	0
UTAH RESEARCH INSTITUTE		39	0	0	0	0	0	0	0	0	0	39	0

SEE FOOTNOTES AT END OF TABLE.

TABLE B-49. -- FEDERAL OBLIGATIONS TO INDEPENDENT NONPROFIT INSTITUTIONS FOR RESEARCH AND DEVELOPMENT AND R&D PLANT, BY GEOGRAPHIC DIVISION, STATE, INSTITUTION, AND AGENCY: FY 1982

CONTINUED GEOGRAPHIC DIVISION, STATE & INSTITUTION	(DOLLARS IN THOUSANDS)											
	TOTAL	USDA	COM	DOD	ED	DOE	EPA	HHS	INT	NASA	NSF	OTHER*
PACIFIC, TOTAL	186,606	67	471	57,445	4,938	1,663	1,299	109,574	76	2,691	8,000	382
CALIFORNIA, TOTAL	154,646	67	471	56,652	1,936	888	1,299	82,912	76	2,691	7,272	382
ADDICTION RESEARCH FNDTM	881	0	0	0	0	0	0	881	0	0	0	0
APPLIED TECHNOLOGY CNCL	57	0	0	0	0	0	0	0	24	0	33	0
CAL CHILD STUDY FDN	249	0	0	0	0	0	0	249	0	0	0	0
CALIF ACADEMY OF SCIENCES	118	0	0	0	0	0	0	0	0	0	118	0
CALIFORNIA ARBORETUM FDN	50	50	0	0	0	0	0	0	0	0	0	0
CALIFORNIA HOSP MED C	379	0	0	0	0	0	0	379	0	0	0	0
CEDARS-SINAI MED CTR	2,469	0	0	0	0	0	0	2,469	0	0	0	0
CENTER NEUROLOGIC STUDY	468	0	0	0	0	0	0	468	0	0	0	0
CHILD HOSP & HLTH CNTR	266	0	0	0	0	0	0	266	0	0	0	0
CHILD HOSP OF LOS ANGELES	1,960	0	0	0	0	0	0	1,960	0	0	0	0
CHILD HOSP&ADULT MED CTR	245	0	0	0	0	0	0	245	0	0	0	0
CHILD HOSP&MED CTR N CAL	1,182	0	0	0	0	0	0	1,182	0	0	0	0
CITY OF HOPE MEDICAL CTR	6,479	0	0	74	0	0	0	6,405	0	0	0	0
COGNOS ASSOCIATES	121	0	0	0	0	0	0	121	0	0	0	0
CTR ADV STUDY BEHAV SCI	600	0	0	0	0	0	0	0	0	0	600	0
EARTHQUAKE ENG RSCH INST	79	0	0	0	0	0	0	0	0	0	79	0
ELORET INSTITUTE	126	0	0	0	0	0	0	0	0	126	0	0
ESTELLE DOHENY EYE FDN	1,531	0	0	0	0	0	0	1,531	0	0	0	0
HELICON FOUNDATION	253	0	0	0	0	60	0	143	0	0	50	0
HEREDITARY DISEASE FD	54	0	0	0	0	0	0	54	0	0	0	0
HUMAN INTRACTION RES INST	688	0	0	0	0	0	0	688	0	0	0	0
HUNTINGTON MEMORIAL HOSP	89	0	0	0	0	0	0	89	0	0	0	0
INST FOR RES IN SOC BEHAV	198	0	0	0	0	0	0	198	0	0	0	0
INST MEDICAL RESEARCH	384	0	0	0	0	0	0	384	0	0	0	0
INST OF MEDICAL SCIENCES	2,295	0	0	119	0	0	0	2,176	0	0	0	0
INST POLICY MGMT & RSRCH	35	0	0	0	0	0	0	0	0	0	35	0
INST PSYCHOSCL INTRCT	83	0	0	0	0	0	0	83	0	0	0	0
INST STUDY SEXUAL	156	0	0	0	0	0	0	156	0	0	0	0
INTL PSORIA RESEARCH FDN	33	0	0	0	0	0	0	33	0	0	0	0
KAISER FDN RSCH INST	819	0	0	0	0	0	0	819	0	0	0	0
LA JOLLA BIOLOGY LAB	43	0	0	0	0	0	0	43	0	0	0	0
LA JOLLA CANCER RSCH FDN	2,371	0	0	0	0	0	0	2,316	0	0	55	0
LAB FOR COMPARATIVE BIOCH	79	0	0	0	0	0	0	79	0	0	0	0
LAJOLLA INSTITUTE	190	0	0	0	0	158	0	0	0	0	32	0
LINUS PAULING INSTITUTE	181	0	0	0	0	0	0	151	0	0	30	0
MEDICAL BIOLOGY INSTITUTE	582	0	0	0	0	0	0	582	0	0	0	0
MEMORIAL CANCER RES FDN	44	0	0	0	0	0	0	44	0	0	0	0
MEMORIAL HP&M C LNG B	74	0	0	0	0	0	0	74	0	0	0	0
MERCY HOSP & M C-S DIEGO	85	0	0	0	0	0	0	85	0	0	0	0
MOLECULAR RESEARCH INST	118	0	0	0	0	0	0	0	118	0	0	0
MONTEREY INST RES ASTRON	30	0	0	0	0	0	0	0	0	30	0	0
MT ZION HOSP & MED CTR	976	0	0	0	0	0	0	976	0	0	0	0
NRTHRN CAL CANCER PROG	4,219	0	0	0	0	0	0	4,219	0	0	0	0
PACIFIC ASIAN COALITION	19	0	0	0	0	0	0	19	0	0	0	0
PACIFIC INST FOR RES	372	0	0	0	0	0	0	372	0	0	0	0
PACIFIC-MED CTR	294	0	0	0	0	0	0	294	0	0	0	0
PALO ALTO MED RES FOUND	907	0	0	0	0	0	0	907	0	0	0	0
PASADENA MED RSCH	59	0	0	0	0	0	0	59	0	0	0	0
PERALTA CANCER RESEARCH	458	0	0	0	0	0	0	458	0	0	0	0
POINT REYES BIRD OBSERV	157	0	0	0	0	0	0	0	49	0	108	0
POLYATOMICS RESEARCH INST	180	0	0	0	0	0	0	0	0	180	0	0
RANCHO LOS AMIGOS HOSP	248	0	0	0	0	0	193	55	0	0	0	98
RAND CORPORATION	16,402	0	0	9,341	178	0	0	6,495	0	290	0	0
RECEPTOR RSCH INST	101	0	0	0	0	0	0	101	0	0	0	0
REES/STEALY CLNC RSCH	178	0	0	0	0	0	0	178	0	0	0	0
RESEARCH AND EDUC INST	79	0	0	0	0	0	0	0	0	0	79	0
SALK INST FOR BIOL STUD	16,024	0	0	2,493	0	0	0	13,288	0	146	97	0
SAMUEL MERRITT HOSPITAL	110	0	0	0	0	0	0	110	0	0	0	0
SAN DIEGO SOC NAT HIST	84	0	0	0	0	0	0	0	0	0	84	0
SANTA CLARA VLY MED CTR	53	0	0	0	0	0	0	53	0	0	0	0
SCIENTIFIC ANALYSIS CORP	275	0	0	0	0	0	0	275	0	0	0	0
SCRIPPS CLINIC & RES FDN	18,926	0	0	261	0	0	0	18,665	0	0	0	0
SCRIPPS INST OCEANOGRAPHY	401	0	401	0	0	0	0	0	0	0	0	0
SCRIPPS MEMORIAL HOSPITAL	604	0	0	0	0	0	0	604	0	0	0	0
SHARP CABRILLO HOSPITAL	93	0	0	0	0	0	0	93	0	0	0	0
SOUTHERN CALIF RES INST	46	0	0	0	0	0	0	46	0	0	0	0
SPEECH COMMUNICATION LAB	80	0	0	80	0	0	0	0	0	0	0	0
SRI INTERNATIONAL	64,592	17	70	44,284	0	670	1,106	10,790	3	1,831	5,810	11
ST VINCENT MED CTR	356	0	0	0	0	0	0	356	0	0	0	0
SUICIDE PREVEN CTR	61	0	0	0	0	0	0	61	0	0	0	0
SW REG LAB FOR ED R&D	1,758	0	0	0	1,758	0	0	0	0	0	0	0
W INST OCPTL & ENVL STUDY	52	0	0	0	0	0	0	20	0	0	32	0
WATTS LAB COMMUN ACTION	253	0	0	0	0	0	0	0	0	0	0	253
WEST COAST CANCER FDN	60	0	0	0	0	0	0	60	0	0	0	0
YOUTH OPPORTUNITIES UNLTD	20	0	0	0	0	0	0	0	0	0	0	20
ZWENG MEM RETINA RSCH CTR	5	0	0	0	0	0	0	5	0	0	0	0
HAWAII, TOTAL	1,768	0	0	68	0	0	0	1,268	0	0	432	0
BERNICE P BISHOP MUSEUM	159	0	0	0	0	0	0	51	0	0	108	0
CTR CUL TECH/E-W CTR	110	0	0	0	0	0	0	0	0	0	110	0
CTR CULT & TECH INTERCHNG	36	0	0	0	0	0	0	0	0	0	36	0
KAPIOLANI CHILD MED CTR	256	0	0	0	0	0	0	256	0	0	0	0
KUAKINI MED RSCH INST	651	0	0	0	0	0	0	651	0	0	0	0
OCEANIC INSTITUTE	178	0	0	0	0	0	0	0	0	0	178	0
PACIFIC HLTH RSCH INST	121	0	0	0	0	0	0	121	0	0	0	0
QUEEN'S MEDICAL CENTER	257	0	0	68	0	0	0	189	0	0	0	0
OREGON, TOTAL	11,475	0	0	0	3,002	0	0	8,284	0	0	189	0
EVALUATION RESEARCH GROUP	82	0	0	0	0	0	0	82	0	0	0	0
FDN OREGON RSRCH IN EDUC	25	0	0	0	25	0	0	0	0	0	0	0
GOOD SAMARITAN HOSP&MED C	1,412	0	0	0	0	0	0	1,339	0	0	73	0
KAISER FOUNDATION	264	0	0	0	0	0	0	264	0	0	0	0

SEE FOOTNOTES AT END OF TABLE.



TABLE B-49. -- FEDERAL OBLIGATIONS TO INDEPENDENT NONPROFIT INSTITUTIONS FOR RESEARCH AND DEVELOPMENT AND R&D PLANT, BY GEOGRAPHIC DIVISION, STATE, INSTITUTION, AND AGENCY: FY 1982

CONTINUED GEOGRAPHIC DIVISION, STATE & INSTITUTION	(DOLLARS IN THOUSANDS)											
	TOTAL	USDA	COM	DOD	ED	DOE	EPA	HHS	INT	NASA	NSF	OTHER*
OREGON, CONT'D												
KLAMATH COUNTY YMCA	116	0	0	0	0	0	0	0	0	0	116	0
MEDICAL RES FDN OF OREGON	5,863	0	0	0	0	0	0	5,863	0	0	0	0
NM REG EDUCATION LAB	2,977	0	0	0	2,977	0	0	0	0	0	0	0
OREGON RESEARCH INST	736	0	0	0	0	0	0	736	0	0	0	0
WASHINGTON, TOTAL	18,717	0	0	725	0	775	0	17,110	0	0	107	0
CHILD ORTHOPEDIC HOSPITAL	575	0	0	0	0	0	0	575	0	0	0	0
F HUTCHNSN CANCR RES INST	12,896	0	0	0	0	0	0	12,789	0	0	107	0
HANFORD OCC HLTH FDN	775	0	0	0	0	775	0	0	0	0	0	0
INST APPLIED PHYSIOL	97	0	0	0	0	0	0	97	0	0	0	0
ISSAQUAH GR HLTH & ENV	305	0	0	0	0	0	0	305	0	0	0	0
PACIFIC NORTHWEST RES FDN	398	0	0	65	0	0	0	333	0	0	0	0
PROVIDENCE MED CIR	200	0	0	0	0	0	0	200	0	0	0	0
PUGET SOUND BLOOD CENTER	923	0	0	0	0	0	0	923	0	0	0	0
SOUTHWEST WASHINGTON HSPTS	391	0	0	0	0	0	0	391	0	0	0	0
SWEDISH HOSPITAL MED CTR	321	0	0	0	0	0	0	321	0	0	0	0
VA MASON FDN-MED EDUC&RES	1,836	0	0	660	0	0	0	1,176	0	0	0	0

* INCLUDES DOT, AID, HUD, LABOR, AND NRC.

SOURCE: NATIONAL SCIENCE FOUNDATION

TABLE B-50. -- FEDERAL OBLIGATIONS FOR RESEARCH AND DEVELOPMENT AND R&D PLANT TO THE 100 NONPROFIT INSTITUTIONS RECEIVING THE LARGEST AMOUNTS: FY 1980-82

(DOLLARS IN THOUSANDS)

INSTITUTION (RANKED BY TOTAL 1982 FEDERAL OBLIGATIONS)				INSTITUTION (RANKED BY TOTAL 1982 FEDERAL OBLIGATIONS)							
RANK		1980	1981	1982	RANK		1980	1981	1982		
TOTAL, ALL INSTITUTIONS			921,421	907,318	988,991						
1	BATTELLE MEMORIAL INST	26,199	29,758	104,320	51	HUMAN RESOURCES RES ORG	3,060	3,444	3,524		
2	SRI INTERNATIONAL	65,984	56,229	64,592	52	MCLEAN HOSPITAL	2,668	3,683	3,500		
3	IIT RESEARCH INSTITUTE	32,577	43,465	56,952	53	RETINA FOUND	3,625	3,119	3,489		
4	NAT'L ACADEMY OF SCIENCES	26,737	33,969	44,944	54	SOUTH EAST CONSORTIUM	440	1,650	3,450		
5	DRAPER LABORATORIES	66,201	56,536	34,409	55	FORSYTH DENTAL CENTER	2,581	2,528	3,402		
6	SLOAN-KETTERING INST	27,919	28,211	27,684	56	UNIVERSITY HOSPITAL	4,241	4,061	3,302		
7	MASS GENERAL HOSPITAL	22,011	23,821	26,404	57	FRANKLIN INST	11,549	9,082	3,275		
8	MAYO FOUNDATION	25,338	24,905	24,595	58	MASS EYE & EAR INFIRMARY	2,744	3,342	3,171		
9	SIDNEY FARBER CANCER INST	16,382	17,405	20,017	59	STHESTRN CTR ELEC ENG ED	1,601	10,386	3,075		
10	SCRIPPS CLINIC & RES FDN	18,850	19,141	18,926	60	BOSTON BIOMED RES INST	3,678	3,233	3,048		
TOTAL 1ST 10 INSTITUTIONS			328,198	333,440	422,843	TOTAL 1ST 60 INSTITUTIONS			671,020	672,254	785,098
11	SOUTHWEST RESEARCH INST	16,591	11,162	17,027	61	NH REG EDUCATION LAB	6,571	3,457	2,977		
12	RAND CORPORATION	21,959	18,122	16,402	62	GULF SOUTH RESEARCH INST	879	1,973	2,969		
13	SALK INST FOR BIOL STUD	11,169	12,033	16,024	63	MCHL REESE HOSP & MED CTR	2,600	2,205	2,829		
14	CHILDREN'S HOSP & MED CTR	12,247	14,856	15,130	64	MARINE BIOLOGICAL LAB	1,667	2,242	2,779		
15	ROSWELL PARK MEM INST	15,511	15,388	14,257	65	BOSTON CITY HOSPITAL	-	2,651	2,716		
16	SOUTHERN RESEARCH INST	10,225	8,850	13,356	66	AM INST OF AERON & ASTRON	2,162	2,364	2,595		
17	F HUTCHNSN CANCR RES INST	17,757	13,418	12,896	67	POPULATION COUNCIL	826	1,065	2,528		
18	RESEARCH TRIANGLE INST	13,134	11,040	11,897	68	JEWISH HOSP OF ST LOUIS	2,658	2,348	2,516		
19	PETER BENT BRIGHAM HOSP	9,711	11,759	11,698	69	CEDARS-SINAI MED CTR	3,637	2,662	2,469		
20	ANALYTIC SERVICES, INC	6,854	7,140	11,568	70	JOINT OCEAN INSTS INC	2,720	5,364	2,420		
TOTAL 1ST 20 INSTITUTIONS			463,356	457,208	563,098	TOTAL 1ST 70 INSTITUTIONS			694,740	698,585	811,896
21	MIDWEST RESEARCH INST	5,977	8,039	11,472	71	NEW YORK BLOOD CENTER	4,326	3,249	2,419		
22	MITRE CORPORATION	9,101	10,577	10,880	72	PUBLIC HEALTH RES INST	147	2,244	2,408		
23	MSTAR INST	9,370	10,610	10,744	73	CHILD HOSP OF PITTSBURGH	2,596	2,790	2,395		
24	INST FOR CANCER RESEARCH	9,674	10,784	10,659	74	CENTRAL MIDWES REG ED LAB	2,814	80	2,394		
25	ENVIRONMENTAL RES INST	7,167	8,383	8,316	75	LA JOLLA CANCER RSCH FDN	1,408	2,456	2,371		
26	COLD SPRING HARBOR LAB	5,342	7,271	8,265	76	RES FOR BETTER SCHS INC	309	2,708	2,346		
27	OPERATIONS RESEARCH, INC	12,593	10,487	7,730	77	JOSLIN DIABETES FDN INC	3,102	1,397	2,335		
28	MEM HOSP-CNCR&ALLIED DIS	7,119	7,188	7,268	78	INST OF MEDICAL SCIENCES	2,049	3,544	2,295		
29	ST JUDE CHILD RSCH HOSP	7,958	6,040	7,145	79	HENRY FORD HOSPITAL	1,800	1,725	2,253		
30	AMERICAN HLTH FDN INC	4,554	6,050	7,145	80	ST LUKE'S INST FOR HEALTH	1,918	2,026	2,135		
TOTAL 1ST 30 INSTITUTIONS			542,211	542,637	652,722	TOTAL 1ST 80 INSTITUTIONS			715,209	720,804	835,247
31	BETH ISRAEL HOSPITAL	4,432	5,831	7,100	81	URBAN INSTITUTE	4,542	4,184	2,112		
32	WORCESTER FDN EXP BIO	5,981	6,833	6,597	82	EK SHRIVER CTR MENT RET	2,385	2,068	2,003		
33	CITY OF HOPE MEDICAL CTR	4,586	6,184	6,479	83	NATL BUREAU ECON RSCH INC	1,846	1,295	1,968		
34	CHILD HOSP OF PHILA	5,737	5,204	6,006	84	CHILD HOSP OF LOS ANGELES	1,448	1,277	1,960		
35	MEDICAL RES FDN OF OREGON	5,308	5,416	5,863	85	MEMORIAL HOSP-PAWTUCKET	1,111	1,323	1,947		
36	JACKSON LAB	4,394	4,582	5,347	86	UNIV CITY SCIENCE CENTER	2,639	3,719	1,932		
37	INST OF GAS TECHNOLOGY	17,685	12,287	5,204	87	VIA MASON FDN-MED EDUC&RES	1,726	1,761	1,836		
38	CLEVELAND CLINIC FDN	0	0	5,113	88	SH REG LAB FOR ED R&D	3,075	2,922	1,758		
39	SOUTHWEST FDN FOR RES&ED	2,023	3,098	5,005	89	SKIDAWAY INST OF OCEAN	907	917	1,715		
40	SYRACUSE RESEARCH CORP	1,518	2,374	4,816	90	CARNEGIE INST OF WASH	1,015	1,218	1,676		
TOTAL 1ST 40 INSTITUTIONS			593,875	594,446	710,252	TOTAL 1ST 90 INSTITUTIONS			735,903	741,488	854,154
41	RIVERSIDE RES INST	4,238	3,807	4,653	91	ROGER WILLIAMS GEN HOSP	1,407	1,255	1,637		
42	MICHIGAN CANCER FDN	10,049	3,745	4,508	92	JOHN B PIERCE FDN OF CONN	1,292	1,376	1,589		
43	N ENG MED CTR & HOSPITALS	4,413	3,861	4,367	93	RUSH PRSBYTRN/ST. LKS	-	837	1,584		
44	NATL JEWISH HOSP - DENVER	3,751	4,018	4,300	94	INSTITUTE FOR MEDICAL RES	1,461	1,487	1,559		
45	NRTHRN CAL CANCER PROG	2,632	2,571	4,219	95	ESTELLE DOHENY EYE FDN	1,319	978	1,531		
46	OKLA MEDICAL RES FOUND	3,170	1,770	4,060	96	APRALACHIA EDUC LAB	0	0	1,503		
47	MONTEFIORE HOSP & MED CTR	5,404	5,533	4,054	97	RHODE ISLAND HOSPITAL	857	1,819	1,491		
48	EDUC COMM/STATES	-	160	3,990	98	SOUTHWEST EDUC DEV LAB	2,272	1,886	1,485		
49	ROBERT B BRIGHAM HOSPITAL	3,720	4,171	3,897	99	NCHEMS	1,591	1,625	1,465		
50	CHILD HOSP MED CTR CINCIN	3,581	3,644	3,562	100	TISSUE CULTURE ASSN INST	1,151	924	1,457		
TOTAL 1ST 50 INSTITUTIONS			634,833	627,726	751,862	TOTAL 1ST 100 INSTITUTIONS			747,253	753,675	869,455

NOTE: DATA FOR EACH YEAR REFLECT SUPPORT FROM THE AGENCIES INCLUDED IN THE SURVEY SYSTEM FOR THAT YEAR.

SOURCE: NATIONAL SCIENCE FOUNDATION

TABLE B-51. -- FEDERAL OBLIGATIONS TO RESEARCH INSTITUTES FOR RESEARCH AND DEVELOPMENT AND R&D PLANT, RANKED IN DESCENDING ORDER OF TOTAL AMOUNT RECEIVED, BY AGENCY: FY 1982

(DOLLARS IN THOUSANDS)

RANK	INSTITUTION	TOTAL	USDA	COM	DOD	ED	DOE	EPA	HHS	INT	NASA	NSF	OTHER*
TOTAL, ALL INSTITUTIONS		649,052	708	1,993	231,942	19,670	77,908	18,154	249,056	315	12,437	22,756	14,113
1	BATTELLE MEMORIAL INST	104,320	0	136	25,879	0	69,530	1,576	5,362	0	1,194	643	0
2	SRI INTERNATIONAL	64,592	17	70	44,284	0	670	1,106	10,790	3	1,831	5,810	11
3	IIJ RESEARCH INSTITUTE	56,952	0	0	53,172	0	0	460	2,998	0	261	61	0
4	DRAPER LABORATORIES	34,409	0	64	34,048	0	0	0	0	0	0	297	0
5	SLOAN-KETTERING INST	27,684	0	0	0	0	784	74	26,531	0	0	295	0
6	SIDNEY FARBER CANCER INST	20,017	0	0	128	0	0	0	19,651	0	0	238	0
7	SOUTHWEST RESEARCH INST	17,027	0	0	11,049	0	1,168	1,904	168	0	1,604	99	1,035
8	RAND CORPORATION	16,402	0	0	9,341	178	0	0	6,495	0	290	0	98
9	SALK INST FOR BIOL STUD	16,024	0	0	2,493	0	0	0	13,288	0	146	97	0
10	SOUTHERN RESEARCH INST	13,356	0	0	3,963	0	0	2,019	7,334	0	40	0	0
TOTAL 1ST 10 INSTITUTIONS		370,783	17	270	184,357	178	72,152	7,139	92,617	3	5,366	7,540	1,144
11	F HUTCHNSN CANCR RES INST	12,896	0	0	0	0	0	0	12,789	0	0	107	0
12	RESEARCH TRIANGLE INST	11,897	0	0	2,676	0	0	3,212	4,421	0	1,588	0	0
13	ANALYTIC SERVICES, INC	11,568	0	0	11,568	0	0	0	0	0	0	0	0
14	MIDWEST RESEARCH INST	11,472	0	0	784	0	0	0	0	28	94	0	1,017
15	MITRE CORPORATION	10,880	0	154	0	0	0	1,031	0	0	0	0	9,695
16	HISTAR INST	10,744	85	0	0	0	0	0	10,604	0	0	55	0
17	INST FOR CANCER RESEARCH	10,659	0	0	0	0	0	0	10,344	0	0	315	0
18	ENVIRONMENTAL RES INST	8,316	0	0	7,334	0	0	0	0	0	982	0	0
19	COLD SPRING HARBOR LAB	8,265	0	0	0	0	9	0	7,693	0	0	563	0
20	OPERATIONS RESEARCH, INC	7,730	0	0	7,730	0	0	0	0	0	0	0	0
TOTAL 1ST 20 INSTITUTIONS		475,210	102	424	214,449	178	72,161	15,472	143,927	31	8,030	8,580	11,856
21	AMERICAN HLTH FDN INC	7,145	38	0	0	0	83	0	7,024	0	0	0	0
22	WORCESTER FDN EXP BIO	6,597	0	0	0	0	70	0	6,205	0	0	322	0
23	MEDICAL RES FDN OF OREGON	5,863	0	0	0	0	0	0	5,863	0	0	0	0
24	JACKSON LAB	5,347	0	0	0	0	253	0	4,990	0	0	104	0
25	SOUTHWEST FDN FOR RES&D	5,005	0	0	390	0	0	0	4,615	0	0	0	0
26	SYRACUSE RESEARCH CORP	4,816	0	0	3,830	0	0	946	0	0	0	40	0
27	RIVERSIDE RES INST	4,653	0	0	4,042	0	0	0	611	0	0	0	0
28	MICHIGAN CANCER FDN	4,508	0	0	0	0	0	0	4,470	0	0	38	0
29	NRTHRN CAL CANCER PROG	4,219	0	0	0	0	0	0	4,219	0	0	0	0
30	OKLA MEDICAL RES FOUN	4,060	70	0	0	0	0	0	3,800	0	0	190	0
TOTAL 1ST 30 INSTITUTIONS		527,423	210	424	222,711	178	72,567	16,418	185,724	31	8,030	9,274	11,856
31	EDUC COMM/STATES	3,990	0	0	0	3,873	117	0	0	0	0	0	0
32	HUMAN RESOURCES RES ORG	3,524	0	0	3,524	0	0	0	0	0	0	0	0
33	RETINA FOUN	3,489	0	0	0	0	0	0	3,417	0	0	72	0
34	FORSYTH DENTAL CENTER	3,402	0	0	0	0	0	0	3,402	0	0	0	0
35	FRANKLIN INST	3,275	0	0	756	0	1,821	159	0	0	0	539	0
36	BOSTON BIOMED RES INST	3,048	0	0	0	0	0	0	2,876	0	0	172	0
37	NW REG EDUCATION LAB	2,977	0	0	0	2,977	0	0	0	0	0	0	0
38	GULF SOUTH RESEARCH INST	2,969	0	0	128	0	0	100	2,741	0	0	0	0
39	MARINE BIOLOGICAL LAB	2,779	0	113	0	0	246	0	1,200	0	155	1,065	0
40	AM INST OF AERON & ASTRON	2,595	0	0	0	0	0	0	0	0	2,595	0	0
TOTAL 1ST 40 INSTITUTIONS		559,471	210	537	227,119	7,028	74,751	16,677	199,360	31	10,780	11,122	11,856
41	JOINT OCEAN INSTS INC	2,420	0	0	0	0	0	0	0	0	0	2,420	0
42	PUBLIC HEALTH RES INST	2,408	0	0	0	0	0	0	2,227	0	0	181	0
43	GENERAL MIDWES REG ED LAB	2,394	0	0	0	2,394	0	0	0	0	0	0	0
44	LA JOLLA CANCER RSCH FDN	2,371	0	0	0	0	0	0	2,316	0	0	55	0
45	RES FOR BETTER SCHS INC	2,346	0	0	0	2,346	0	0	0	0	0	0	0
46	INST OF MEDICAL SCIENCES	2,295	0	0	119	0	0	0	2,176	0	0	0	0
47	ST LUKE'S INST FOR HEALTH	2,135	200	0	0	0	0	0	1,935	0	0	0	0
48	URBAN INSTITUTE	2,112	0	155	0	0	0	0	1,603	0	0	5	349
49	EK SHRIVER CTR MENT RET	2,003	0	0	0	0	0	0	2,003	0	0	0	0
50	NATL BUREAU ECON RSCH INC	1,968	0	0	0	0	0	0	272	0	0	1,696	0
TOTAL 1ST 50 INSTITUTIONS		581,923	410	692	227,238	11,768	74,751	16,677	211,892	31	10,780	15,474	12,205

SEE FOOTNOTES AT END OF TABLE.

TABLE B-51. -- FEDERAL OBLIGATIONS TO RESEARCH INSTITUTES FOR RESEARCH AND DEVELOPMENT AND R&D PLANT, RANKED IN DESCENDING ORDER OF TOTAL AMOUNT RECEIVED, BY AGENCY: FY 1982

CONTINUED

(DOLLARS IN THOUSANDS)

RANK	INSTITUTION	TOTAL	USDA	COM	DOD	ED	DOE	EPA	HHS	INT	NASA	NSF	OTHER*
51	UNIV CITY SCIENCE CENTER	1,932	0	0	0	0	0	0	1,932	0	0	0	0
52	VA MASON FDN-MED EDUC&RES	1,836	0	0	660	0	0	0	1,176	0	0	0	0
53	SM REG LAB FOR ED R&D	1,758	0	0	0	1,758	0	0	0	0	0	0	0
54	SKIDAWAY INST OF OCEAN	1,715	0	0	0	0	1,715	0	0	0	0	0	0
55	INSTITUTE FOR MEDICAL RES	1,559	60	0	0	0	0	0	1,499	0	0	0	0
56	ESTELLE DOHENY EYE FDN	1,531	0	0	0	0	0	0	1,531	0	0	0	0
57	APPALACHIA EDUC LAB	1,503	0	0	0	1,503	0	0	0	0	0	0	0
58	SOUTHWEST EDUC DEV LAB	1,485	0	0	0	1,485	0	0	0	0	0	0	0
59	NCHEMS	1,465	0	0	0	1,465	0	0	0	0	0	0	0
60	TISSUE CULTURE ASSN INST	1,457	0	0	0	0	0	0	1,457	0	0	0	0
TOTAL 1ST 60 INSTITUTIONS		598,164	470	692	227,898	17,979	76,466	16,677	219,487	31	10,780	15,479	12,205
61	PAPANICOLAOU CAN RES INST	1,393	0	0	0	0	0	0	1,393	0	0	0	0
62	CTR FOR BLOOD RESEARCH	1,383	0	0	90	0	0	0	1,293	0	0	0	0
63	JFK INST HANDICAPPED	1,359	0	0	0	0	0	0	1,242	0	0	117	0
64	N E RSCH FDN	1,356	0	80	365	0	0	0	0	0	193	718	0
65	HASKINS LABORATORIES INC	1,298	0	0	0	0	0	0	1,298	0	0	0	0
66	NAT OPINION RESEARCH CTR	1,251	0	0	0	93	0	0	490	0	0	668	0
67	RESOURCES FOR FUTURE INC	1,244	0	0	0	0	0	1,050	0	194	0	0	0
68	BROOKINGS INSTITUTION	1,224	0	0	0	0	0	0	624	0	0	545	55
69	PALISADES GEOPHYS INST	1,048	0	0	1,048	0	0	0	0	0	0	0	0
70	NE RADIO OBSERVATORY CTR	1,015	0	0	0	0	0	0	0	0	0	1,015	0
TOTAL 1ST 70 INSTITUTIONS		610,735	470	772	229,401	18,072	76,466	17,727	225,827	225	10,973	18,542	12,260
71	MEDICAL RES FND BUFFALO	955	0	0	0	0	0	0	822	0	0	133	0
72	GORGAS MEM INST TRPCL MED	928	0	0	760	0	0	0	168	0	0	0	0
73	AMER INSTITUTES FOR RES	918	0	0	590	0	0	0	328	0	0	0	0
74	TRUDEAU INSTITUTE INC	914	0	0	0	0	0	0	914	0	0	0	0
75	LEO GODWIN INS FOR CANCER	912	0	0	0	0	0	0	912	0	0	0	0
76	PALO ALTO MED RES FOUN	907	0	0	0	0	0	0	907	0	0	0	0
77	ADDICTION RESEARCH FNDTN	881	0	0	0	0	0	0	881	0	0	0	0
78	FRONTIER SCI/TECH RSCH	867	0	0	0	0	0	0	867	0	0	0	0
79	RECRUITMENT & TRAINING PROG	866	0	0	0	0	0	0	0	0	0	0	866
80	CARNEGIE INST (BALTO, MD)	847	0	0	0	0	0	0	847	0	0	0	0
TOTAL 1ST 80 INSTITUTIONS		619,730	470	772	230,751	18,072	76,466	17,727	232,473	225	10,973	18,675	13,126
81	MONELL CHEM SENSES CNTR	825	0	0	0	0	0	0	548	0	0	277	0
82	KAISER FDN RSCH INST	819	0	0	0	0	0	0	819	0	0	0	0
83	MIDCONTINENT REG EDUC LAB	790	0	0	0	790	0	0	0	0	0	0	0
84	OREGON RESEARCH INST	736	0	0	0	0	0	0	736	0	0	0	0
85	LOVELACE FDN FOR MED ED	709	0	0	0	0	460	0	249	0	0	0	0
86	HUMAN INTRACTION RES INST	688	0	0	0	0	0	0	688	0	0	0	0
87	KUAKINI MED RSCH INST	651	0	0	0	0	0	0	651	0	0	0	0
88	RES FDN OF CHILDRENS HOSP	641	0	0	0	0	0	0	629	0	0	0	12
89	NAT BUREAU OF ECON RES	610	0	0	0	0	0	0	0	0	0	147	463
90	B THOMPSON INST PLANT RES	604	238	0	0	0	41	257	0	0	0	68	0
TOTAL 1ST 90 INSTITUTIONS		626,803	708	772	230,751	18,862	76,967	17,984	236,793	225	10,973	19,167	13,601
91	CTR ADV STUDY BEHAV SCI	600	0	0	0	0	0	0	0	0	0	600	0
92	AM INST OF BIOLOGICAL SCI	596	0	0	44	0	233	0	0	0	308	11	0
93	MEDICAL BIOLOGY INSTITUTE	582	0	0	0	0	0	0	582	0	0	0	0
94	LOWELL OBSERVATORY	560	0	0	0	0	0	0	0	0	477	83	0
95	MRSFLD CLN FD/MED RES&E	543	0	0	0	0	0	0	543	0	0	0	0
96	NATL BIOMEDICAL RES FDN	536	0	0	0	0	0	0	486	0	50	0	0
97	CANCER RES CENTER	498	0	0	0	0	0	0	498	0	0	0	0
98	ALLEGHENY SINGER RSCH	483	0	0	0	0	68	0	415	0	0	0	0
99	CENTER NEUROLOGIC STUDY	468	0	0	0	0	0	0	468	0	0	0	0
100	PERALTA CANCER RESEARCH	458	0	0	0	0	0	0	458	0	0	0	0
TOTAL 1ST 100 INSTITUTIONS		632,127	708	772	230,795	18,862	77,268	17,984	240,243	225	11,808	19,861	13,601

SEE FOOTNOTES AT END OF TABLE.

TABLE B-51. -- FEDERAL OBLIGATIONS TO RESEARCH INSTITUTES FOR RESEARCH AND DEVELOPMENT AND R&D PLANT, RANKED IN DESCENDING ORDER OF TOTAL AMOUNT RECEIVED, BY AGENCY: FY-1982

CONTINUED

(DOLLARS IN THOUSANDS)

RANK	INSTITUTION	TOTAL	USDA	COM	DOD	ED	DOE	EPA	HHS	INT	NASA	NSF	OTHER*
101	ASIA SOCIETY	422	0	0	0	0	0	0	0	0	0	422	0
102	HEALTH RESEARCH INC.	414	0	0	0	0	0	0	0	0	0	414	0
103	AMER FOUND FOR BIOL RES	406	0	0	406	0	0	0	0	0	0	0	0
104	SE RGNL COUW ED IMPROV	402	0	0	0	402	0	0	0	0	0	0	0
105	SCRIPPS INST OCEANOGRAPHY	401	0	401	0	0	0	0	0	0	0	0	0
106	PACIFIC NORTHWEST RES FDN	398	0	0	65	0	0	0	333	0	0	0	0
107	INDIANAPLS CTR ADV RSCH	396	0	0	33	0	0	0	295	0	68	0	0
108	NATL CONF ST LEGIS LDERS	394	0	0	0	265	0	0	0	0	0	16	113
109	NORTH CHARLES MTL HLT	391	0	0	0	0	0	0	391	0	0	0	0
110	INST MEDICAL RESEARCH	384	0	0	0	0	0	0	384	0	0	0	0
TOTAL 1ST 110 INSTITUTIONS		636,135	708	1,173	231,299	19,529	77,268	17,984	241,646	225	11,876	20,713	13,714
111	PACIFIC INST FOR RES	372	0	0	0	0	0	0	372	0	0	0	0
112	MIAMI HEART INSTITUTE	349	0	0	0	0	0	0	349	0	0	0	0
113	MID ATLANTIC ONCOLOGY	348	0	0	0	0	0	0	348	0	0	0	0
114	HUDSON INST	340	0	0	340	0	0	0	0	0	0	0	0
115	SHOWA U RSCH INST BIO	326	0	0	0	0	0	0	326	0	0	0	0
116	MICHIGAN MOLECULAR INST	325	0	0	0	0	0	0	325	0	0	0	0
117	MASONIC MEDICAL RSCH LAB	320	0	0	0	0	0	0	320	0	0	0	0
118	VA INST OF MARINE SCI	319	0	190	28	0	0	40	0	0	0	61	0
119	SOUTHWEST BIOMED RESEARCH	314	0	0	0	0	0	0	314	0	0	0	0
120	SCIENTIFIC ANALYSIS CORP	275	0	0	0	0	0	0	275	0	0	0	0
TOTAL 1ST 120 INSTITUTIONS		639,423	708	1,363	231,667	19,529	77,268	18,024	244,275	225	11,876	20,774	13,714
121	CAL CHILD STUDY FDN	249	0	0	0	0	0	0	249	0	0	0	0
122	BEHAVIORAL RESEARCH INST	242	0	0	0	0	0	0	242	0	0	0	0
123	INST BEHAVIORAL SCIENCE	232	0	0	0	0	0	0	0	0	0	232	0
124	INTERSTUDY	217	0	0	0	0	0	0	217	0	0	0	0
125	STEHLIN FND FOR CANCR RES	215	0	0	0	0	0	0	215	0	0	0	0
126	GULF UNIVS RSCH CONSORT	200	0	0	0	0	200	0	0	0	0	0	0
127	BUREAU OF SOC SCI RES	199	0	0	0	0	0	0	81	0	0	0	118
128	INST FOR RES IN SOC BEHAV	198	0	0	0	0	0	0	198	0	0	0	0
129	ENERGY RESEARCH INSTITUTE	190	0	0	0	0	190	0	0	0	0	0	0
130	LAJOLLA INSTITUTE	190	0	0	0	0	158	0	0	0	0	32	0
TOTAL 1ST 130 INSTITUTIONS		641,555	708	1,363	231,667	19,529	77,816	18,024	245,477	225	11,876	21,038	13,832
131	LINUS PAULING INSTITUTE	181	0	0	0	0	0	0	151	0	0	30	0
132	POLYATOMICS RESEARCH INST	180	0	0	0	0	0	0	0	0	180	0	0
133	OCEANIC INSTITUTE	178	0	0	0	0	0	0	0	0	0	178	0
134	REES/STEALY CLNC RSCH	178	0	0	0	0	0	0	178	0	0	0	0
135	MT DESERT ISLAND BIOL LAB	177	0	0	0	0	0	0	129	0	0	48	0
136	FRIENDS OF PSYCHIATR RES	175	0	0	0	0	0	0	175	0	0	0	0
137	TEXTILE RESEARCH INST	172	0	0	0	0	0	123	0	0	0	49	0
138	PUBLIC TECHNOLOGY, INC	170	0	0	0	0	0	0	0	0	0	150	20
139	POINT REYES BIRD OBSERV	157	0	0	0	0	0	0	0	49	0	108	0
140	INST STUDY SEXUAL	156	0	0	0	0	0	0	156	0	0	0	0
TOTAL 1ST 140 INSTITUTIONS		643,279	708	1,363	231,667	19,529	77,816	18,147	246,266	274	12,056	21,601	13,852
141	FLORIDA SOLAR ENERGY CTR	153	0	153	0	0	0	0	0	0	0	0	0
142	INST MED RSCH BENNINGTON	151	0	0	0	0	0	0	151	0	0	0	0
143	OAK RIDGE RESEARCH INST	150	0	150	0	0	0	0	0	0	0	0	0
144	RESEARCH INST OF COLORADO	150	0	0	34	0	0	0	0	0	54	62	0
145	WADLEY INSTS OF MOLEC	147	0	0	0	0	0	0	147	0	0	0	0
146	BOSTON MENTAL HLTH FDN	140	0	0	0	0	0	0	140	0	0	0	0
147	CENTER FOR POLICY RES	136	0	0	49	0	0	0	87	0	0	0	0
148	PHILADELPHIA PSYCHIATRIC	135	0	0	0	0	0	0	135	0	0	0	0
149	ELORET INSTITUTE	126	0	0	0	0	0	0	0	0	126	0	0
150	EYE RES FOUND OF BETHESDA	125	0	0	0	0	0	0	125	0	0	0	0
TOTAL 1ST 150 INSTITUTIONS		644,692	708	1,666	231,750	19,529	77,816	18,147	247,051	274	12,236	21,663	13,852

SEE FOOTNOTES AT END OF TABLE.

TABLE B-21. FEDERAL OBLIGATIONS TO RESEARCH INSTITUTES FOR RESEARCH AND DEVELOPMENT AND R&D PLANT, RANKED IN DESCENDING ORDER OF TOTAL AMOUNT RECEIVED, BY AGENCY: FY 1982

CONTINUED		(DOLLARS IN THOUSANDS)											
RANK	INSTITUTION	TOTAL	USDA	COM	DOD	ED	DOE	EPA	HHS	INT	NASA	NSF	OTHER*
151	COGNOS ASSOCIATES	121	0	0	0	0	0	0	121	0	0	0	0
152	PACIFIC HLTH RSCH INST	121	0	0	0	0	0	0	121	0	0	0	0
153	MOLECULAR RESEARCH INST	118	0	0	0	0	0	0	0	0	118	0	0
154	NATL CTR HEALTH SVCS RES	115	0	0	0	0	0	0	0	0	0	0	115
155	NATIONAL PLANNING ASSOC	112	0	0	0	0	0	0	0	0	0	112	0
156	SOC OF NUCLEAR MEDICINE	111	0	111	0	0	0	0	0	0	0	0	0
157	CTR CUL TECH/E-M CTR	110	0	0	0	0	0	0	0	0	0	110	0
158	J C SHEEMAN INST FOR RECEPTOR RSCH INST	104	0	0	0	0	0	0	104	0	0	0	0
159	RECEPTOR RSCH INST	101	0	0	0	0	0	0	101	0	0	0	0
160	ST JOSEPH MEDICAL CENTER	100	0	0	0	0	0	0	100	0	0	0	0
TOTAL 1ST 160 INSTITUTIONS		645,805	708	1,777	231,750	19,529	77,816	18,147	247,598	274	12,354	21,885	13,967
161	HEKTOEN INST FOR MED RES	99	0	0	0	0	0	0	99	0	0	0	0
162	INST APPLIED PHYSIOL	97	0	0	0	0	0	0	97	0	0	0	0
163	RSCH INST FOR EDUC PROB	94	0	0	0	0	0	0	94	0	0	0	0
164	E ROOSEVELT INST CANCER	90	0	0	0	0	0	0	0	0	0	90	0
165	INST RSCH ON SOCL PROB	88	0	0	0	0	0	0	88	0	0	0	0
166	INST PSYCHOSCL INTRCT	83	0	0	0	0	0	0	83	0	0	0	0
167	EVALUATION RESEARCH GROUP	82	0	0	0	0	0	0	82	0	0	0	0
168	BIOMEDICAL RSCH INST	82	0	0	0	0	0	0	82	0	0	0	0
169	SPEECH COMMUNICATION LAB	80	0	0	80	0	0	0	0	0	0	0	0
170	RESEARCH AND EDUC INST	79	0	0	0	0	0	0	0	0	0	79	0
TOTAL 1ST 170 INSTITUTIONS		646,679	708	1,777	231,830	19,529	77,816	18,147	248,223	274	12,354	22,054	13,967
171	LAB FOR COMPARATIVE BIOCH	79	0	0	0	0	0	0	79	0	0	0	0
172	EARTHQUAKE ENG RSCH INST	79	0	0	0	0	0	0	0	0	0	79	0
173	AM COL NUCLEAR PHYSICISTS	78	0	78	0	0	0	0	0	0	0	0	0
174	INDIAN EDUCNL TRAINING	72	0	0	0	72	0	0	0	0	0	0	0
175	N CARO FDN MNTL HLTH RSCH	72	0	0	0	0	0	0	0	0	0	72	0
176	CTR FOR ENVIRONMENT OF MAN	69	0	0	0	0	0	0	0	0	0	69	0
177	REHAB INST OF CHICAGO	67	0	0	0	0	0	0	67	0	0	0	0
178	PERSONNEL DECISIONS R	66	0	0	66	0	0	0	0	0	0	0	0
179	NATL INST ALCOHOL ABUSE	65	0	0	0	0	0	0	0	0	0	0	65
180	SUICIDE PREVEN CTR	61	0	0	0	0	0	0	61	0	0	0	0
TOTAL 1ST 180 INSTITUTIONS		647,387	708	1,855	231,896	19,601	77,816	18,147	248,430	274	12,354	22,274	14,032
181	INTERNATL FERTILITY RSCH	60	0	0	0	0	0	0	60	0	0	0	0
182	PASADENA MED RSCH	59	0	0	0	0	0	0	59	0	0	0	0
183	APPLIED TECHNOLOGY CNCL	57	0	0	0	0	0	0	0	24	0	33	0
184	HEREDITARY DISEASE FD	54	0	0	0	0	0	0	54	0	0	0	0
185	ORG FOR ENVIRON GROWTH	52	0	0	0	0	0	0	0	0	52	0	0
186	M INST OCPTL & ENVL STUDY	52	0	0	0	0	0	0	20	0	0	32	0
187	POLICY RES&PLNG GRO	51	0	0	0	0	0	0	51	0	0	0	0
188	CHESTNUT LODGE RES IN	51	0	0	0	0	0	0	51	0	0	0	0
189	CENTER FOR FIRE RESEARCH	50	0	50	0	0	0	0	0	0	0	0	0
190	MONT ENRGY RSCH&MHD DEV I	50	0	0	0	0	50	0	0	0	0	0	0
TOTAL 1ST 190 INSTITUTIONS		647,923	708	1,905	231,896	19,601	77,866	18,147	248,725	298	12,406	22,339	14,032
191	CTR FOR APPLIED LINGUIST	50	0	0	0	10	0	0	0	0	0	40	0
192	MICHIGAN RSRCH CENTER	48	0	48	0	0	0	0	0	0	0	0	0
193	JOINT DISEASES NO GEN MOS	46	0	0	0	0	0	0	0	0	0	46	0
194	RSCH FDN MNTL HYGIENE INC	46	0	0	46	0	0	0	0	0	0	0	0
195	SOUTHERN CALIF RES INST	46	0	0	0	0	0	0	46	0	0	0	0
196	UNITED STATES CONF MAYORS	46	0	0	0	0	0	0	0	0	0	0	46
197	LA JOLLA BIOLOGY LAB	43	0	0	0	0	0	0	43	0	0	0	0
198	NEWFOUND HARBOR MARINE I	42	0	0	0	0	0	0	0	0	0	42	0
199	ROCKLAND PSYCH CTR	42	0	0	0	0	0	0	42	0	0	0	0
200	INSTITUTE FOR RESEARCH	40	0	0	0	40	0	0	0	0	0	0	0
TOTAL 1ST 200 INSTITUTIONS		648,372	708	1,953	231,942	19,651	77,866	18,147	248,856	298	12,406	22,467	14,078

SEE FOOTNOTES AT END OF TABLE.

TABLE B-51. FEDERAL OBLIGATIONS TO RESEARCH INSTITUTES FOR RESEARCH AND DEVELOPMENT AND R&D PLANT, RANKED IN DESCENDING ORDER OF TOTAL AMOUNT RECEIVED, BY AGENCY: FY 1982

CONTINUED

(DOLLARS IN THOUSANDS)

RANK	INSTITUTION	TOTAL	USDA	COM	DOD	ED	DOE	EPA	HHS	INT	NASA	NSF	OTHER*
201	UTAH RESEARCH INSTITUTE	39	0	0	0	0	0	0	0	0	0	39	0
202	CTR CULT & TECH INTERCHNG	36	0	0	0	0	0	0	0	0	0	36	0
203	MOTE MARINE LABORATORY	36	0	0	0	0	0	0	36	0	0	0	0
204	RCKY MTN BIOL LAB	35	0	0	0	0	0	0	0	0	0	35	0
205	INST POLICY MGMT & RSRCH	35	0	0	0	0	0	0	0	0	0	35	0
206	COORD RESEARCH COUNCL	34	0	0	0	0	34	0	0	0	0	0	0
207	INTL PSORIA RESEARCH FDN	33	0	0	0	0	0	0	33	0	0	0	0
208	SOLAR CLINACTIC RSCH INST	31	0	0	0	0	0	0	0	0	31	0	0
209	MONTEREY INST RES ASTRON	30	0	0	0	0	0	0	0	0	0	30	0
210	SIAM INST-MATH & SOCIETY	30	0	0	0	0	0	0	0	0	0	30	0
TOTAL 1ST 210 INSTITUTIONS		648,711	708	1,953	231,942	19,651	77,900	18,147	248,925	298	12,437	22,672	14,078
211	SALT LAKE CLINIC RES FND	28	0	0	0	0	0	0	28	0	0	0	0
212	TALL TIMBERS RSCH INC	25	0	0	0	0	0	0	0	0	0	25	0
213	INST FOR MED EDUC & RES	25	0	0	0	0	0	0	25	0	0	0	0
214	FLORIDA INNOVATION GROUP	25	0	0	0	0	0	0	0	0	0	25	0
215	AMERICAN PLANNING ASSOC	24	0	0	0	0	0	0	0	0	0	8	16
216	FDN RSCH NERVOUS SYST	23	0	0	0	0	0	0	23	0	0	0	0
217	ASPEN CENTER FOR PHYSICS	23	0	0	0	0	0	0	23	0	0	0	0
218	CLEVELAND RSCH INST	19	0	0	0	0	0	0	19	0	0	0	0
219	EDUCLN DESIGNS GROUP	19	0	0	0	19	0	0	0	0	0	0	0
220	NATL CTR RESOURCE RECOV	19	0	0	0	0	0	0	0	0	0	19	0
TOTAL 1ST 220 INSTITUTIONS		648,941	708	1,953	231,942	19,670	77,900	18,147	249,043	298	12,437	22,749	14,094
221	COMBUSTION INSTITUTE	15	0	15	0	0	0	0	0	0	0	0	0
222	URBAN WILDLIFE RSCH CTR	14	0	0	0	0	0	0	0	14	0	0	0
223	INSTITUTE OF ECOLOGY	13	0	6	0	0	0	7	0	0	0	0	0
224	UNDERSEA MEDICAL SOCIETY	10	0	10	0	0	0	0	0	0	0	0	0
225	INST FOR RESEARCH, INC	10	0	0	0	0	0	0	0	0	0	0	10
226	SOUTHERN STATE ENERGY	9	0	9	0	0	0	0	0	0	0	0	0
227	NATL COUNCIL ON LA RAZA	9	0	0	0	0	0	0	0	0	0	0	0
228	SOCIAL SCI RES INST	8	0	0	0	0	0	0	8	0	0	0	9
229	SOCIETY INDSIRL APP M	8	0	0	0	0	8	0	0	0	0	0	0
230	CARNEGIE INST OF PITTS	7	0	0	0	0	0	0	0	0	0	7	0
TOTAL 1ST 230 INSTITUTIONS		649,044	708	1,993	231,942	19,670	77,908	18,154	249,051	312	12,437	22,756	14,113
231	ZHENG MEM-RETINA RSCH CTR	5	0	0	0	0	0	0	5	0	0	0	0
232	CONSERVATION-FDN	3	0	0	0	0	0	0	0	3	0	0	0
TOTAL 1ST 232 INSTITUTIONS		649,052	708	1,993	231,942	19,670	77,908	18,154	249,056	315	12,437	22,756	14,113

* INCLUDES DOT, AID, HUD, LABOR, AND NRC.

SOURCE: NATIONAL SCIENCE FOUNDATION

TABLE B-52. -- FEDERAL OBLIGATIONS TO VOLUNTARY HOSPITALS FOR RESEARCH AND DEVELOPMENT AND R&D PLANT, RANKED IN DESCENDING ORDER OF TOTAL AMOUNT RECEIVED, BY AGENCY: FY 1982

(DOLLARS IN THOUSANDS)

RANK	INSTITUTION	TOTAL	USDA	COM	DOD	ED	DOE	EPA	HHS	INT	NASA	NSF	OTHER*
TOTAL, ALL INSTITUTIONS		219,597	46	0	1,425	0	580	856	215,014	0	392	1,284	0
1	MASS GENERAL HOSPITAL	26,404	0	0	59	0	118	0	25,922	0	135	170	0
2	SCRIPPS CLINIC & RES FDN	18,926	0	0	261	0	0	0	18,665	0	0	0	0
3	CHILDREN'S HOSP & MED CTR	15,130	0	0	0	0	145	0	14,762	0	0	223	0
4	ROSWELL PARK MEM INST	14,257	0	0	0	0	0	0	14,257	0	0	0	0
5	PETER BENT BRIGHAM HOSP	11,698	0	0	582	0	0	443	10,613	0	60	0	0
6	MEM HOSP-CNCR&ALLIED DIS	7,268	0	0	0	0	0	0	7,268	0	0	0	0
7	ST JUDE CHILD RSCH HOSP	7,145	0	0	0	0	0	0	7,029	0	0	116	0
8	BETH ISRAEL HOSPITAL	7,100	0	0	0	0	28	0	7,072	0	0	0	0
9	CITY OF HOPE MEDICAL CTR	6,479	0	0	74	0	0	0	6,405	0	0	0	0
10	CHILD HOSP OF PHILA	6,006	0	0	0	0	0	0	6,006	0	0	0	0
TOTAL 1ST 10 INSTITUTIONS		120,413	0	0	976	0	291	443	117,999	0	195	509	0
11	CLEVELAND CLINIC FDN	5,113	0	0	0	0	0	0	5,113	0	0	0	0
12	N ENG MED CTR & HOSPITALS	4,367	0	0	0	0	0	0	4,291	0	0	76	0
13	NATL JEWISH HOSP - DENVER	4,300	0	0	0	0	0	0	4,193	0	0	107	0
14	MONTEFIORE HOSP & MED CTR	4,054	0	0	0	0	0	0	4,054	0	0	0	0
15	ROBERT B BRIGHAM HOSPITAL	3,897	0	0	0	0	0	0	3,843	0	0	54	0
16	CHILD HOSP MED CTR CINCIN	3,562	0	0	0	0	0	0	3,562	0	0	0	0
17	MCLEAN HOSPITAL	3,500	0	0	0	0	0	0	3,440	0	0	60	0
18	UNIVERSITY HOSPITAL	3,302	0	0	0	0	0	0	3,302	0	0	0	0
19	MASS EYE & EAR INFIRMARY	3,171	0	0	0	0	0	0	3,171	0	0	0	0
20	MCHL REESE HOSP & MED CTR	2,829	0	0	254	0	0	0	2,515	0	60	0	0
TOTAL 1ST 20 INSTITUTIONS		158,508	0	0	1,230	0	291	443	155,483	0	255	806	0
21	BOSTON CITY HOSPITAL	2,716	0	0	0	0	0	0	2,716	0	0	0	0
22	JEWISH HOSP OF ST LOUIS	2,516	0	0	0	0	0	0	2,379	0	0	137	0
23	CEDARS-SINAI MED CTR	2,469	0	0	0	0	0	0	2,469	0	0	0	0
24	CHILD HOSP OF PITTSBURGH	2,395	0	0	0	0	0	0	2,395	0	0	0	0
25	HENRY FORD HOSPITAL	2,253	0	0	0	0	0	0	2,253	0	0	0	0
26	CHILD HOSP OF LOS ANGELES	1,960	0	0	0	0	0	0	-1,960	0	0	0	0
27	MEMORIAL HOSP-PAHTUCKET	1,947	0	0	0	0	88	0	1,859	0	0	0	0
28	ROGER WILLIAMS GEN HOSP	1,637	0	0	0	0	0	0	1,637	0	0	0	0
29	RUSH PRSBYTRN/ST LKS	1,584	0	0	0	0	0	0	1,470	0	0	114	0
30	RHODE ISLAND HOSPITAL	1,491	0	0	0	0	0	0	1,491	0	0	0	0
TOTAL 1ST 30 INSTITUTIONS		179,476	0	0	1,230	0	379	443	176,112	0	255	1,057	0
31	GOOD SAMARITAN HOSP&MED C	1,412	0	0	0	0	0	0	1,339	0	0	73	0
32	PHILADELPHIA GERIATRC CTR	1,313	0	0	0	0	0	0	1,313	0	0	0	0
33	ALBERT EINSTEIN MED CTR	1,293	0	0	0	0	0	0	1,293	0	0	0	0
34	CHILD HOSP&MED CTR N CAL	1,182	0	0	0	0	0	0	1,182	0	0	0	0
35	CATHLC MED C BRKLYN & QNS	1,123	0	0	0	0	0	0	1,123	0	0	0	0
36	MT ZION HOSP & MED CTR	976	0	0	0	0	0	0	976	0	0	0	0
37	ST LUKE'S HOSPITAL CENTER	975	0	0	0	0	0	0	975	0	0	0	0
38	MIRIAM HOSPITAL	931	0	0	0	0	0	0	931	0	0	0	0
39	CHRIST HOSPITAL - OHIO	929	0	0	104	0	0	220	605	0	0	0	0
40	ST LUKES EPISCOPAL H	912	0	0	0	0	0	0	912	0	0	0	0
TOTAL 1ST 40 INSTITUTIONS		190,522	0	0	1,334	0	379	663	186,761	0	255	1,130	0
41	UNIVERISTY HOSPS-CLEVELND	819	0	0	0	0	0	0	819	0	0	0	0
42	WILLS EYE HOSPITAL	749	0	0	0	0	0	0	749	0	0	0	0
43	EYE & EAR HOSP - PITTSBGH	732	0	0	0	0	0	0	646	0	86	0	0
44	ST ELIZABETH'S HP-BRG	726	0	0	0	0	0	0	726	0	0	0	0
45	MT SINAI MEDICAL CTR INC	705	0	0	0	0	0	0	705	0	0	0	0
46	PENNSYLVANIA HOSPITAL	690	0	0	0	0	0	0	690	0	0	0	0
47	CHILD HOSP OF BUFFALO	688	0	0	0	0	0	0	637	0	0	51	0
48	JEWISH HOSP&MED CTR-BRKLN	649	0	0	0	0	0	0	649	0	0	0	0
49	HACKENSACK HOSP	645	0	0	0	0	0	0	645	0	0	0	0
50	BUTLER HOSPITAL	634	0	0	0	0	0	0	634	0	0	0	0
TOTAL 1ST 50 INSTITUTIONS		197,559	0	0	1,334	0	379	663	193,661	0	341	1,181	0

SEE FOOTNOTES AT END OF TABLE.

TABLE B-52. -- FEDERAL OBLIGATIONS TO VOLUNTARY HOSPITALS FOR RESEARCH AND DEVELOPMENT AND R&D PLANT, RANKED IN DESCENDING ORDER OF TOTAL AMOUNT RECEIVED, BY AGENCY: FY 1982

CONTINUED		(DOLLARS IN THOUSANDS)											
RANK	INSTITUTION	TOTAL	USDA	COM	DOD	ED	DOE	EPA	HHS	INT	NASA	NSF	OTHER*
51	N ENG DEACONESS HOSPITAL	612	0	0	0	0	0	0	612	0	0	0	0
52	SCRIPPS MEMORIAL HOSPITAL	604	0	0	0	0	0	0	604	0	0	0	0
53	CHILD ORTHOPEDIC HOSPITAL	575	0	0	0	0	0	0	575	0	0	0	0
54	HOSP FOR SPECIAL SURGERY	572	0	0	0	0	0	0	572	0	0	0	0
55	BOSTON HOSPITAL FOR WOMEN	571	0	0	0	0	0	0	571	0	0	0	0
56	GRADUATE HOSP	538	0	0	0	0	0	0	538	0	0	0	0
57	BETH ISRAEL MEDICAL CTR	527	0	0	23	0	0	0	504	0	0	0	0
58	LONG ISL JEWISH HILLSIDE	525	0	0	0	0	0	0	525	0	0	0	0
59	ST VINCENT HOSPITAL	505	0	0	0	0	0	0	505	0	0	0	0
60	MONTEFIORE HOSPITAL	475	0	0	0	0	0	0	475	0	0	0	0
TOTAL 1ST 60 INSTITUTIONS		203,063	0	0	1,357	0	379	663	199,142	0	341	1,181	0
61	METHODIST HOSP OF BKL	475	0	0	0	0	0	0	475	0	0	0	0
62	PRSBYTN UNIV PENN MED CTR	447	0	0	0	0	0	0	447	0	0	0	0
63	PENROSE HOSPITAL	438	0	0	0	0	0	0	438	0	0	0	0
64	MT SINAI HOSP-CLEVELAND	423	0	0	0	0	0	0	423	0	0	0	0
65	MT SINAI HOSP MED CTR FLA	401	0	0	0	0	0	0	401	0	0	0	0
66	SOUTHWEST WASHINGTON HOSPS	391	0	0	0	0	0	0	391	0	0	0	0
67	OUR LADY OF LOURDES HOSP	382	0	0	0	0	0	0	382	0	0	0	0
68	CALIFORNIA HOSP MED C	379	0	0	0	0	0	0	379	0	0	0	0
69	DEACONESS HOSPITAL	376	0	0	0	0	0	0	376	0	0	0	0
70	ST VINCENT MED CTR	356	0	0	0	0	0	0	356	0	0	0	0
TOTAL 1ST 70 INSTITUTIONS		207,131	0	0	1,357	0	379	663	203,210	0	341	1,181	0
71	ST JOSEPH'S HOSP&MED CTR	341	0	0	0	0	0	0	341	0	0	0	0
72	ST VINCENT'S HOSP&MED CTR	325	0	0	0	0	0	0	325	0	0	0	0
73	MERCY HOSP/SCRANTON	322	0	0	0	0	0	0	322	0	0	0	0
74	SWEDISH HOSPITAL MED CTR	321	0	0	0	0	0	0	321	0	0	0	0
75	MARY IMOGENE BASSETT HOSP	316	0	0	0	0	0	0	316	0	0	0	0
76	LATTER-DAY SAINTS HOSP	299	0	0	0	0	0	0	299	0	0	0	0
77	BROOKDALE HOSPITAL CENTER	295	0	0	0	0	0	0	295	0	0	0	0
78	PACIFIC MED CTR	294	0	0	0	0	0	0	294	0	0	0	0
79	CHILD HOSP OF MICHIGAN	283	0	0	0	0	0	0	283	0	0	0	0
80	MAGEE WOMEN'S HOSP	281	0	0	0	0	0	0	281	0	0	0	0
TOTAL 1ST 80 INSTITUTIONS		210,208	0	0	1,357	0	379	663	206,287	0	341	1,181	0
81	AMER CANCER RSCH CTR HOSP	278	0	0	0	0	25	0	210	0	0	43	0
82	CHILD HOSP & HLTH CNTR	266	0	0	0	0	0	0	266	0	0	0	0
83	WILLIAM BEAUMONT HOSPITAL	265	0	0	0	0	0	0	265	0	0	0	0
84	ANIMAL MEDICAL CENTER	264	0	0	0	0	0	0	264	0	0	0	0
85	QUEEN'S MEDICAL CENTER	257	0	0	68	0	0	0	189	0	0	0	0
86	KAPIOLANI CHILD MED CTR	256	0	0	0	0	0	0	256	0	0	0	0
87	CHILD MEMORIAL HOSPITAL	253	0	0	0	0	0	0	253	0	0	0	0
88	RANCHO LOS AMIGOS HOSP	248	0	0	0	0	0	193	55	0	0	0	0
89	CHILD HOSP&ADULT MED CTR	245	0	0	0	0	0	0	245	0	0	0	0
90	EVANSTON HOSPITAL	210	0	0	0	0	0	0	210	0	0	0	0
TOTAL 1ST 90 INSTITUTIONS		212,750	0	0	1,425	0	404	856	208,500	0	341	1,224	0
91	PROVIDENCE MED CIR	200	0	0	0	0	0	0	200	0	0	0	0
92	LANKENAU HOSPITAL	196	0	0	0	0	0	0	196	0	0	0	0
93	MT SINAI HOSP-MINNAPOLIS	194	0	0	0	0	0	0	194	0	0	0	0
94	ST FRANCIS HOSP/NICHI	194	0	0	0	0	0	0	194	0	0	0	0
95	SAN ANTONIO ST CHEST	190	0	0	0	0	0	0	190	0	0	0	0
96	INGALLS MEM HOSPITAL	188	0	0	0	0	0	0	188	0	0	0	0
97	SINAI HOSPITAL OF DETROIT	186	0	0	0	0	0	0	186	0	0	0	0
98	ROANOKE MEM HOSPS	179	0	0	0	0	0	0	179	0	0	0	0
99	ST MARY'S HOSPITAL	176	0	0	0	0	176	0	0	0	0	0	0
100	HOSP JOINT-DIS ORTHO	171	0	0	0	0	0	0	171	0	0	0	0
TOTAL 1ST 100 INSTITUTIONS		214,624	0	0	1,425	0	580	856	210,198	0	341	1,224	0

SEE FOOTNOTES AT END OF TABLE.

TABLE B-52. FEDERAL OBLIGATIONS TO VOLUNTARY HOSPITALS FOR RESEARCH AND DEVELOPMENT AND R&D PLANT, RANKED IN DESCENDING ORDER OF TOTAL AMOUNT RECEIVED, BY AGENCY: FY 1982

CONTINUED		(DOLLARS IN THOUSANDS)											
RANK	INSTITUTION	TOTAL	USDA	COM	DOD	ED	DOE	EPA	HHS	INT	NASA	NSF	OTHER*
101	BURKE REHAB CTR	157	0	0	0	0	0	0	157	0	0	0	0
102	TOLEDO HOSP	156	0	0	0	0	0	0	156	0	0	0	0
103	MEMORIAL MED CTR/SAV	155	0	0	0	0	0	0	155	0	0	0	0
104	BORGESS MED CENTER	148	0	0	0	0	0	0	148	0	0	0	0
105	CHILD HOSP OF COLUMBUS	140	0	0	0	0	0	0	140	0	0	0	0
106	ST CHRISTOPHER'S HOSPITAL	139	0	0	0	0	0	0	139	0	0	0	0
107	EAGLEVILLE HOSP & REHAB C	135	0	0	0	0	0	0	135	0	0	0	0
108	HOLY CROSS HOSP	132	0	0	0	0	0	0	132	0	0	0	0
109	COLUMBUS HOSPITAL	131	0	0	0	0	0	0	131	0	0	0	0
110	WILMINGTON MEDICAL CENTER	129	0	0	0	0	0	0	129	0	0	0	0
TOTAL 1ST 110 INSTITUTIONS		216,046	0	0	1,425	0	580	856	211,620	0	341	1,224	0
111	CENTER PSYCHSCL STUDI	126	0	0	0	0	0	0	126	0	0	0	0
112	GEORGIA BAPT HOSP/ATL	122	0	0	0	0	0	0	122	0	0	0	0
113	UNITED HOSPITAL	121	0	0	0	0	0	0	121	0	0	0	0
114	SAMUEL MERRITT HOSPITAL	110	0	0	0	0	0	0	110	0	0	0	0
115	ST JOSEPH HOSP, HOUSTON	106	0	0	0	0	0	0	106	0	0	0	0
116	DOROTHEA DIX HOSP	103	0	0	0	0	0	0	103	0	0	0	0
117	NEWARK BETH ISRL M HOSP	100	0	0	0	0	0	0	100	0	0	0	0
118	RAVENSWOOD HOSP MED CTR	100	0	0	0	0	0	0	100	0	0	0	0
119	GENESEEE HOSPITAL	97	0	0	0	0	0	0	97	0	0	0	0
120	WASHINGTON HOSP CTR	95	0	0	0	0	0	0	95	0	0	0	0
TOTAL 1ST 120 INSTITUTIONS		217,126	0	0	1,425	0	580	856	212,700	0	341	1,224	0
121	SHARP CABRILLO HOSPITAL	93	0	0	0	0	0	0	93	0	0	0	0
122	IOWA LUTHERAN HOSPITAL	92	0	0	0	0	0	0	92	0	0	0	0
123	CHILD ASTHMA RSCH INST	91	0	0	0	0	0	0	91	0	0	0	0
124	ST VINCENT'S MEDICAL CTR	91	0	0	0	0	0	0	91	0	0	0	0
125	MAINE MEDICAL CENTER	91	0	0	0	0	0	0	91	0	0	0	0
126	WJNTINGTON MEMORIAL HOSP	89	0	0	0	0	0	0	89	0	0	0	0
127	POSTGRAD CTR MENTAL HLTH	89	0	0	0	0	0	0	89	0	0	0	0
128	LAFAYETTE CLINIC	88	0	0	0	0	0	0	88	0	0	0	0
129	MERCY HOSP & M C-S DIEGO	85	0	0	0	0	0	0	85	0	0	0	0
130	HEBREW REHAB CTR FOR	82	0	0	0	0	0	0	82	0	0	0	0
TOTAL 1ST 130 INSTITUTIONS		218,017	0	0	1,425	0	580	856	213,591	0	341	1,224	0
131	ST MARGARET'S HOSPITAL	78	0	0	0	0	0	0	78	0	0	0	0
132	SACRED HEART HOSP/PNS	78	0	0	0	0	0	0	78	0	0	0	0
133	MERCY HOSPITAL & MED CTR	76	0	0	0	0	0	0	76	0	0	0	0
134	ST PAUL-RAMSEY MED CTR	75	0	0	0	0	0	0	75	0	0	0	0
135	WEST SUBURBAN HOSP	75	0	0	0	0	0	0	75	0	0	0	0
136	MEMORIAL HP&M C LNG B	74	0	0	0	0	0	0	74	0	0	0	0
137	MARY BRCKNRDG HP/FRNT	71	0	0	0	0	0	0	71	0	0	0	0
138	ST LUKE'S HOSPITAL	69	0	0	0	0	0	0	69	0	0	0	0
139	UNIVERSITY HOSP	69	0	0	0	0	0	0	69	0	0	0	0
140	ST LUKE'S HOSP-KANSAS C	63	0	0	0	0	0	0	63	0	0	0	0
TOTAL 1ST 140 INSTITUTIONS		218,745	0	0	1,425	0	580	856	214,319	0	341	1,224	0
141	MASS MENTAL HEALTH CT	60	0	0	0	0	0	0	0	0	0	60	0
142	NORTHWESTERN MEM HOSPITAL	55	0	0	0	0	0	0	55	0	0	0	0
143	CATHOLIC MEDICAL CENTER	55	0	0	0	0	0	0	55	0	0	0	0
144	BETH ISRAEL HOSPITAL(NJ)	54	0	0	0	0	0	0	54	0	0	0	0
145	SANTA CLARA VLY MED CTR	53	0	0	0	0	0	0	53	0	0	0	0
146	WOMEN & INFANTS HP OF	51	0	0	0	0	0	0	51	0	0	0	0
147	COOK COUNTY HOSPITAL	51	0	0	0	0	0	0	51	0	0	0	0
148	SAINT JOHNS HOSPITAL	51	0	0	0	0	0	0	51	0	51	0	0
149	TOURO RESEARCH INSTITUTE	48	0	0	0	0	0	0	48	0	0	0	0
150	MONMOUTH MED CTR	47	0	0	0	0	0	0	47	0	0	0	0
TOTAL 1ST 150 INSTITUTIONS		219,270	0	0	1,425	0	580	856	214,733	0	392	1,284	0
151	SINAI HOSPITAL OF BALTO	46	46	0	0	0	0	0	0	0	0	0	0
152	ST LUKE'S HOSP-UTD METH	45	0	0	0	0	0	0	45	0	0	0	0
153	SCOTT AND WHITE MEM HOSP	44	0	0	0	0	0	0	44	0	0	0	0
154	ST FRANCIS HOSP & MED	40	0	0	0	0	0	0	40	0	0	0	0
155	CHARITY HOSPITAL OF LA	34	0	0	0	0	0	0	34	0	0	0	0
156	METHODIST HOSP OF INDIANA	28	0	0	0	0	0	0	28	0	0	0	0
157	METHODIST HOSP-HOUSTON	25	0	0	0	0	0	0	25	0	0	0	0
158	UNIVERSITY HOSPITAL	25	0	0	0	0	0	0	25	0	0	0	0
159	LAHEY CLINIC FDN	22	0	0	0	0	0	0	22	0	0	0	0
160	BUTTERNORTH HOSPITAL	17	0	0	0	0	0	0	17	0	0	0	0
TOTAL 1ST 160 INSTITUTIONS		219,596	46	0	1,425	0	580	856	215,013	0	392	1,284	0
161	EYE FOUNDATION HOSP	1	0	0	0	0	0	0	1	0	0	0	0
TOTAL 1ST 161 INSTITUTIONS		219,597	46	0	1,425	0	580	856	215,014	0	392	1,284	0

* INCLUDES DOT, AID, HUD, LABOR, AND NRC.

SOURCE: NATIONAL SCIENCE FOUNDATION

TABLE 5-53. -- FEDERAL OBLIGATIONS TO OTHER INDEPENDENT, NONPROFIT INSTITUTIONS FOR RESEARCH AND DEVELOPMENT AND R&D PLANT, RANKED IN DESCENDING ORDER OF TOTAL AMOUNT RECEIVED, BY AGENCY: FY 1982

(DOLLARS IN THOUSANDS)

RANK	INSTITUTION	TOTAL	USDA	COM	DOD	ED	DOE	EPA	HHS	INT	NASA	NSF	OTHER*
TOTAL, ALL INSTITUTIONS		120,342	1,291	2,376	17,397	1,444	18,560	2,266	38,281	300	11,086	11,113	16,228
1	NAT'L ACADEMY OF SCIENCES	44,944	246	105	12,629	0	11,469	357	315	240	8,709	4,862	6,012
2	MAYO FOUNDATION	24,595	0	0	404	0	0	0	24,179	0	0	12	0
3	INST OF GAS TECHNOLOGY	5,204	0	0	180	0	4,780	244	0	0	0	0	0
4	SOUTH EAST CONSORTIUM	3,450	0	0	0	0	0	0	0	0	0	0	3,450
5	STHESTRN CTR ELEC ENG ED	3,075	0	0	3,075	0	0	0	0	0	0	0	0
6	POPULATION COUNCIL	2,528	0	0	0	0	0	0	1,372	0	0	0	1,156
7	NEW YORK BLOOD CENTER	2,419	0	0	0	0	56	0	2,308	0	0	55	0
8	JOSLIN DIABETES FDN INC	2,335	0	0	0	0	0	0	2,335	0	0	0	0
9	CARNEGIE INST OF WASH	1,676	218	0	156	0	0	0	0	0	289	1,013	0
10	JOHN B PIERCE FDN OF COMM	1,589	0	0	0	0	0	79	1,510	0	0	0	0
TOTAL 1ST 10 INSTITUTIONS		91,815	464	105	16,444	0	16,305	680	32,019	240	8,998	5,942	10,618
11	YOUTHWORK, INC	1,350	0	0	0	0	0	0	0	0	0	0	1,350
12	NY ACADEMY OF SCIENCE	1,310	0	1,310	0	0	0	0	0	0	0	0	0
13	UNIVERSITIES RES ASSOC	1,090	0	0	0	0	0	0	1,090	0	0	0	0
14	UNIVERSITIES SPACE RSCH	1,083	0	0	0	0	0	0	0	0	1,083	0	0
15	C F KETTERING RSCH-FNDTM	1,030	435	0	0	0	132	0	36	0	0	431	0
16	PUGET SOUND BLOOD CENTER	923	0	0	0	0	0	0	923	0	0	0	0
17	HOUSING ASSIST COUN	830	0	0	0	0	0	0	0	0	0	0	830
18	HANFORD OCC HLTH FDN	775	0	0	0	0	775	0	0	0	0	0	0
19	AMER SOCIETY-ENGR EDUC	681	0	0	681	0	0	0	0	0	0	0	0
20	AMER DENTAL ASSOC HLTH	680	0	0	0	0	0	0	680	0	0	0	0
TOTAL 1ST 20 INSTITUTIONS		101,571	899	1,415	17,125	0	17,212	680	34,748	240	10,081	6,373	12,798
21	PUBLIC/PRIVATE VENTURES	674	0	0	0	0	0	0	0	0	0	0	674
22	EDUCATIONAL TESTING SRVC	667	0	0	110	357	0	0	0	0	0	0	200
23	HENNINGER FOUNDATION	608	0	0	0	0	0	0	608	0	0	0	0
24	MISSOURI BOTANICAL GARDEN	592	17	0	0	0	0	0	0	0	0	575	0
25	ACAD NATURAL SCI OF PHIL	581	0	90	0	0	192	0	0	0	0	299	0
26	NATL SCI TEACHERS ASSOC	544	0	0	0	0	0	0	0	0	544	0	0
27	SOCIAL SCIENCE RSCH CNCL	522	0	0	0	0	0	0	0	0	0	522	0
28	AFFILIATED HOSPS CTR	499	0	0	0	0	0	0	499	0	0	0	0
29	MILWAUKEE BLOOD CENTER	493	0	0	0	0	0	0	493	0	0	0	0
30	NEW YORK BOTANICAL GARDEN	468	0	0	0	0	0	0	0	0	0	468	0
TOTAL 1ST 30 INSTITUTIONS		107,219	916	1,505	17,235	357	17,404	680	36,348	240	10,625	8,237	13,672
31	ASSOC WESTRN UNIV, INC	465	0	0	0	0	465	0	0	0	0	0	0
32	FIELD MUSEUM NATURAL HIST	455	0	0	0	0	0	0	135	0	0	320	0
33	AMER STATISTICAL ASSOC	434	0	0	0	0	0	0	0	0	0	434	0
34	NATIONAL GOVERNOR'S ASSOC	429	0	98	0	0	0	0	0	0	0	40	291
35	CRANBROOK INST OF SCIENCE	342	0	0	0	0	0	342	0	0	0	0	0
36	NORTHEAST REGIONAL EXCH	305	0	0	0	315	0	0	0	0	0	0	0
37	ISSAQUAH GR HLTH & ENV	305	0	0	0	0	0	0	305	0	0	0	0
38	NATL CNCL RAD PROT & MEAS	299	0	0	0	0	299	0	0	0	0	0	0
39	AMERICAN COUNCIL ON EDUCA	299	0	0	0	0	0	0	0	0	0	299	0
40	NATL COUN TEACHERS ENGL	297	0	0	0	297	0	0	0	0	0	0	0
TOTAL 1ST 40 INSTITUTIONS		110,859	916	1,603	17,235	969	18,168	1,022	36,788	240	10,625	9,330	13,963
41	NATL ACAD PUBLIC ADMIN	292	0	0	0	0	22	0	0	0	270	0	0
42	AMER TYPE CULTURE COLL	284	284	0	0	0	0	0	0	0	0	0	0
43	NAHB	274	0	0	0	0	74	0	0	0	0	0	200
44	SIMON GREENBERG FDN	267	0	0	0	0	0	0	267	0	0	0	0
45	KAISER FOUNDATION	264	0	0	0	0	0	0	264	0	0	0	0
46	UNIV ASSOC RSCH/ED - PATH	261	0	0	0	0	0	0	261	0	0	0	0
47	SOC SCI ED CONSORT INC	254	0	0	0	254	0	0	0	0	0	0	0
48	HELICON FOUNDATION	253	0	0	0	0	60	0	143	0	0	50	0
49	WATTS LAB COMMUN ACTION	253	0	0	0	0	0	0	0	0	0	0	253
50	NATL WATER WELL ASSOC	252	0	0	0	0	0	252	0	0	0	0	0
TOTAL 1ST 50 INSTITUTIONS		113,513	1,200	1,603	17,235	1,223	18,324	1,274	37,723	240	10,895	9,380	14,416

SEE FOOTNOTES AT END OF TABLE.

TABLE B-53. -- FEDERAL OBLIGATIONS TO OTHER INDEPENDENT NONPROFIT INSTITUTIONS FOR RESEARCH AND DEVELOPMENT AND R&D PLANT, RANKED IN DESCENDING ORDER OF TOTAL AMOUNT RECEIVED, BY AGENCY: FY 1982

CONTINUED

(DOLLARS IN THOUSANDS)

RANK	INSTITUTION	TOTAL	USDA	COM	DOD	ED	DOE	EPA	HHS	INT	NASA	NSF	OTHER*
51	UNITED NEGRO COLLEGE FUND	225	0	0	0	0	0	0	0	0	0	0	225
52	SIAM INSTITUTE	214	0	0	0	0	27	187	0	0	0	0	0
53	RUSSELL SAGE FOUNDATION	210	0	0	0	0	0	0	0	0	0	210	0
54	FATHER FLANAGAN BOYS HOME	198	0	0	0	0	0	0	0	0	0	198	0
55	ALTON OCHSNER MED FMDTN	176	0	0	0	0	0	0	176	0	0	0	0
56	NATL INST OF BLDG SCIENCE	170	0	110	0	0	0	35	0	0	0	0	25
57	AMER ASSOC-ADVANCMT SCI	161	0	0	0	0	0	141	0	0	20	0	0
58	MARTIN LUTHER KING CENTER	160	0	0	0	0	0	0	0	0	0	0	160
59	BERNICE P BISHOP MUSEUM	159	0	0	0	0	0	0	51	0	0	108	0
60	AMER PUBLIC WORKS ASSOC	157	0	0	0	0	0	157	0	0	0	0	0
TOTAL 1ST 60 INSTITUTIONS		115,343	1,200	1,713	17,235	1,223	18,351	1,794	37,950	240	10,915	9,896	14,826
61	FED AMER SOC EXPER BIOL	157	0	0	5	0	0	0	0	0	150	2	0
62	NATL COMSN RESOURCES YTH	150	0	0	0	0	0	0	0	0	0	0	150
63	DATA USE & ACCESS LAB	150	0	0	0	0	0	0	0	0	0	0	150
64	ENVIRONMENTAL LAW INST	147	0	0	0	0	0	147	0	0	0	0	0
65	NATL CNCL URBAN ECON DEV	137	0	97	0	0	0	0	0	0	0	0	40
66	COUNCIL AM BLDG OFFICIALS	133	0	0	0	0	0	0	0	0	0	0	133
67	INST ITALIAN AMER STUDIES	131	0	0	0	0	0	0	0	0	0	131	0
68	ASSOC COLL SCH ARCHITECTS	124	0	124	0	0	0	0	0	0	0	0	0
69	AMER SOC OF CIVIL ENG	124	0	0	0	0	0	124	0	0	0	0	0
70	BITUMINOUS COAL RES, INC	120	0	0	0	0	120	0	0	0	0	0	0
TOTAL 1ST 70 INSTITUTIONS		116,716	1,200	1,934	17,240	1,223	18,471	2,065	37,950	240	11,065	10,029	15,299
71	CALIF ACADEMY OF SCIENCES	118	0	0	0	0	0	0	0	0	0	118	0
72	KLAMATH COUNTY YMCA	116	0	0	0	0	0	0	0	0	0	116	0
73	NETWORK INNOV SCHOOLS	111	0	0	0	111	0	0	0	0	0	0	0
74	SOCIETY OF AUTOMOTIVE ENG	106	0	0	106	0	0	0	0	0	0	0	0
75	GOVT FIN RESOURCE CTR	100	0	100	0	0	0	0	0	0	0	0	0
76	OIC	100	0	0	0	0	0	0	0	0	0	0	100
77	NATIONAL URBAN LEAGUE	100	0	0	0	0	0	0	0	0	0	0	100
78	RADIATION RSCH SOCIETY	100	0	100	0	0	0	0	0	0	0	0	0
79	AMER MUSEUM OF NATL HIST	98	0	0	0	0	0	0	0	0	0	98	0
80	AMER METEOROLOGICAL SOC	96	0	0	0	0	0	96	0	0	0	0	0
TOTAL 1ST 80 INSTITUTIONS		117,761	1,200	2,134	17,346	1,334	18,471	2,161	37,950	240	11,065	10,361	15,499
81	NATL CTR STATE COURTS	96	0	0	0	0	0	0	0	0	0	96	0
82	BRICK INST OF AMERICA	95	0	95	0	0	0	0	0	0	0	0	0
83	AMER ELECTROPLATERS SOC	95	0	0	0	0	0	0	0	0	0	0	0
84	WISC ALUMNAE RSCH FDN	94	0	0	0	0	0	95	0	0	0	0	0
85	CNCL STATE COMM AFF A	89	0	0	0	0	0	0	94	0	0	0	89
86	SAN DIEGO SOC NAT HIST	84	0	0	0	0	0	0	0	0	0	84	0
87	NATL CONGR-PARENT & TCHRS	82	0	0	0	0	0	0	0	0	0	0	82
88	JFY - BOSTON	75	0	0	0	0	0	0	0	0	0	0	75
89	PEABODY FDN ARCHAEOLOGY	72	0	0	0	0	0	0	0	0	0	72	0
90	INTL ASSOC CHIEF POL	68	0	0	0	0	0	0	0	0	0	0	68
TOTAL 1ST 90 INSTITUTIONS		118,611	1,200	2,229	17,346	1,334	18,471	2,256	38,044	240	11,065	10,613	15,813
91	AMERICAN GEOPHYSICL UNION	65	0	0	0	0	0	0	0	0	0	65	0
92	NATL YOUTH WORK ALLIANCE	65	0	0	0	0	0	0	0	0	0	0	65
93	NATIONAL PUBLIC RADIO	63	0	0	0	63	0	0	0	0	0	0	0
94	GORDON RSCH CONFERENCES	61	0	0	51	0	0	10	0	0	0	0	0
95	MUSEUM OF NORTHERN ARIZ	60	0	0	0	0	0	0	0	29	0	31	0
96	NEST COAST CANCER FDN	60	0	0	0	0	0	0	60	0	0	0	0
97	AMER INST OF ARCHITECTS	58	0	52	0	0	0	0	0	0	0	0	0
98	NATL COMM DISCR HOUSING	55	0	0	0	0	0	0	0	0	0	0	55
99	WORKERS INST SAFETY &	55	0	0	0	0	0	0	55	0	0	0	0
100	CONSUMERS UNION FDN, INC	51	0	0	0	0	0	0	0	0	0	51	0
TOTAL 1ST 100 INSTITUTIONS		119,204	1,200	2,281	17,397	1,397	18,471	2,266	38,159	269	11,065	10,766	15,933

SEE FOOTNOTES AT END OF TABLE.

TABLE B-53. -- FEDERAL OBLIGATIONS TO OTHER INDEPENDENT NONPROFIT INSTITUTIONS FOR RESEARCH AND DEVELOPMENT AND R&D PLANT, RANKED IN DESCENDING ORDER OF TOTAL AMOUNT RECEIVED, BY AGENCY: FY 1982

CONTINUED

(DOLLARS IN THOUSANDS)

RANK	INSTITUTION	TOTAL	USDA	COM	DOD	ED	DOE	EPA	HHS	INT	NASA	NSF	OTHER*
101	CALIFORNIA ARBORETUM FDM	50	50	0	0	0	0	0	0	0	0	0	0
102	AMERICAN NUCLEAR SOCIETY	50	0	50	0	0	0	0	0	0	0	0	0
103	AMER ASSOC OF CMTY & JC	50	0	0	0	0	50	0	0	0	0	0	0
104	AMER CNCL - LEARNED SOC	47	0	0	0	0	0	0	0	0	0	47	0
105	MEMORIAL CANCER RES FDM	44	0	0	0	0	0	0	44	0	0	0	0
106	EAST ASIAN HIST SCI	40	0	0	0	0	0	0	0	0	0	40	0
107	MANOMET BIRD OBSERVTY	39	0	0	0	0	39	0	0	0	0	0	0
108	AMERICAN ENTOMOLOGICAL IN	38	0	0	0	0	0	0	0	0	0	38	0
109	NATL SAFETY COUNCIL	35	0	0	0	0	0	0	0	0	0	0	35
110	FAIRCHILD TROPICAL GARDEN	33	0	0	0	0	0	0	0	0	0	33	0
TOTAL 1ST 110 INSTITUTIONS		119,630	1,250	2,331	17,397	1,397	18,560	2,266	38,203	269	11,065	10,924	15,968
111	MORTGAGE BANKERS ASSOC	31	0	0	0	0	0	0	0	0	0	0	31
112	GREATER DALLAS HSG OP	30	0	0	0	0	0	0	0	0	0	0	30
113	NATL SPINAL CORD INJRY F	30	0	0	0	0	0	0	30	0	0	0	0
114	METRO FAIR HSG SERVIC	30	0	0	0	0	0	0	0	0	0	0	30
115	AMER MATHEMATICAL SOCIETY	29	0	0	0	0	0	0	0	0	0	29	0
116	AMER NATIONAL RED CROSS	29	0	0	0	0	0	0	0	0	0	0	29
117	N Y BOT GAR CAREY ARB	29	0	0	0	0	0	0	0	0	0	29	0
118	ENERGY EDUCATION SERVICES	28	0	28	0	0	0	0	0	0	0	0	0
119	ASSOC PHYSCL & SYSTM MATH	26	0	0	0	0	0	0	0	0	0	26	0
120	MARIE SELBY BOTAN GARDENS	26	0	0	0	0	0	0	0	0	0	26	0
TOTAL 1ST 120 INSTITUTIONS		119,918	1,250	2,359	17,397	1,397	18,560	2,266	38,233	269	11,065	11,034	16,088
121	NIHL	26	0	0	0	0	0	0	0	0	0	0	26
122	CTR FOR COMMUNITY CHANGE	25	0	0	0	0	0	0	0	0	0	0	25
123	FDM OREGON RSRCH IN EDUC	25	0	0	0	25	0	0	0	0	0	0	0
124	HEALTH EDUCATION FND	25	0	0	0	0	0	0	0	0	0	0	25
125	AMER INST OF PHYSICS	25	0	0	0	0	0	0	0	0	0	25	0
126	ASSOC OF SYSTEMATICS	24	0	0	0	0	0	0	0	0	0	24	0
127	BEET SUGAR DEVMT FDM	23	23	0	0	0	0	0	0	0	0	0	0
128	HIGH/SCOPE ED RES FDM	22	0	0	0	22	0	0	0	0	0	0	0
129	ASSN RSCH VSN & OPPTH	21	0	0	0	0	0	0	21	0	0	0	0
130	MARYLAND WILDLIFE FED	21	0	0	0	0	0	0	0	21	0	0	0
TOTAL 1ST 130 INSTITUTIONS		120,155	1,273	2,359	17,397	1,444	18,560	2,266	38,254	290	11,065	11,083	16,164
131	AMER PHYSIOLOGICAL SOC	21	0	0	0	0	0	0	0	0	21	0	0
132	YOUTH OPPORTUNITIES UNLTD	20	0	0	0	0	0	0	0	0	0	0	20
133	PACIFIC ASIAN COALITION	19	0	0	0	0	0	0	19	0	0	0	0
134	INTL FERTILITY DEV CORP	18	18	0	0	0	0	0	0	0	0	0	0
135	AMER ASSN RETIRED PERS	16	0	0	0	0	0	0	0	0	0	0	16
136	NATL ASSN OF COUNTIES	15	0	0	0	0	0	0	0	0	0	0	15
137	NATL ASSN ST LAW ENF TR	13	0	0	0	0	0	0	0	0	0	0	13
138	INST OF ELEC ENGRS TMC	11	0	0	0	0	0	0	0	0	0	11	0
139	CHICAGO MUSEUM OF SCIENCE	10	0	10	0	0	0	0	0	0	0	0	0
140	DOCUMENTARY EDUC RESOURCE	8	0	0	0	0	0	0	0	0	0	8	0
TOTAL 1ST 140 INSTITUTIONS		120,306	1,291	2,369	17,397	1,444	18,560	2,266	38,273	290	11,086	11,102	16,228
141	SOCIETY STDY OF REPRDCTM	7	0	0	0	0	0	0	7	0	0	0	0
142	COTTREL ENV	7	0	7	0	0	0	0	0	0	0	0	0
143	N Y ZOOLOGICAL SOCIETY	6	0	0	0	0	0	0	0	0	0	6	0
144	ASSOCIATED UNIVERSITIES	5	0	0	0	0	0	0	0	0	0	5	0
145	APPALACHIAN MOUNTAIN CLUB	5	0	0	0	0	0	0	0	5	0	0	0
146	WORLD WILDLIFE FUND - US	5	0	0	0	0	0	0	0	5	0	0	0
147	JUVENILE DIABETES FDM	1	0	0	0	0	0	0	1	0	0	0	0
TOTAL 1ST 147 INSTITUTIONS		120,342	1,291	2,376	17,397	1,444	18,560	2,266	38,281	300	11,086	11,113	16,228

* INCLUDES DOT, AID, HUD, LABOR, AND NRC.

SOURCE: NATIONAL SCIENCE FOUNDATION

TABLE B-34. -- FEDERAL OBLIGATIONS TO FFRDC'S 1/ ADMINISTERED BY INDEPENDENT NONPROFIT INSTITUTIONS FOR RESEARCH AND DEVELOPMENT AND R&D PLANT: FY 1975-82

(DOLLARS IN THOUSANDS)

STATE AND INSTITUTION	1975	1976	1977	1978	1979	1980	1981	1982	SPON- SORING AGENCY
UNITED STATES, TOTAL	207,556	222,034	273,719	313,020	415,590	522,930	565,957	583,517	
ARKANSAS:									
SO CNTRL REGNL EDUC LAB CORP 2/	-	-	-	-	-	-	-	-	HEH/OE
CALIFORNIA:									
AEROSPACE CORPORATION	69,218	81,927	103,126	114,020	129,507	163,669	205,479	238,178	DOD/AF
PROJECT AIR FORCE 3/	-	-	-	9,500	11,200	14,246	12,900	14,759	DOD/AF
RAND CORPORATION 3/	24,738	20,673	27,402	-	-	-	-	-	DOD/AF
CTR FOR EDUC POLICY RES 4/ 5/	-	-	-	-	-	-	-	-	HEH/OE
FAR WEST LAB FOR EDUC R&D 5/	-	-	-	-	-	-	-	-	HEH/OE
SM REGNL LAB FOR EDUC R&D 5/	-	-	-	-	-	-	-	-	HEH/OE
COLORADO:									
ROCKY MTN REGNL EDUC LAB 2/	-	-	-	-	-	-	-	-	HEH/OE
SOLAR ENERGY RESEARCH INST	-	-	-	-	84,783	120,252	110,509	57,567	DOE
DISTRICT OF COLUMBIA:									
ATOMIC BOMB CASUALTY COM 6/	11,192	-	-	-	-	-	-	-	DOE
CNTRL ATLANTIC REGNL ED LAB 2/	-	-	-	-	-	-	-	-	HEH/OE
GEORGIA:									
SOUTHEASTERN EDUC LAB 5/	-	-	-	-	-	-	-	-	HEH/OE
ILLINOIS:									
COOP EDUC RES LAB, INC. 2/	-	-	-	-	-	-	-	-	HEH/OE
MARYLAND:									
ELECTROMAGNETIC COMPAT ANAL CTR 1	-	-	-	-	-	-	-	-	DOD/AF
MASSACHUSETTS:									
MITRE CORPORATION 8/	57,703	63,406	57,415	75,466	-	-	-	-	DOD/AF
EDUC DEVELOPMENT CTR, INC. 5/	-	-	-	-	-	-	-	-	HEH/OE
MICHIGAN:									
MICHIGAN-ONTO REGNL ED LAB 2/	-	-	-	-	-	-	-	-	HEH/OE
MINNESOTA:									
UPPER MIDWEST REGNL EDUC LAB 5/	-	-	-	-	-	-	-	-	HEH/OE
MISSOURI:									
CNTRL MIDWSTRN REG EDUC LAB 5/	-	-	-	-	-	-	-	-	HEH/OE
MID-CONTINENT REGNL EDUC LAB 5/	-	-	-	-	-	-	-	-	HEH/OE
NEW MEXICO:									
SM COOPERATIVE EDUC LAB 5/	-	-	-	-	-	-	-	-	HEH/OE
NEW YORK:									
CTR FOR URBAN EDUC 5/	-	-	-	-	-	-	-	-	HEH/OE
POLICY RESEARCH CTR 2/	-	-	-	-	-	-	-	-	HEH/OE
EASTRN REGNL INST FOR EDUC 5/	-	-	-	-	-	-	-	-	HEH/OE
NORTH CAROLINA:									
NATL LAB FOR HIGHER EDUC 5/ 10/	-	-	-	-	-	-	-	-	HEH/OE

SEE FOOTNOTES AT END OF TABLE.

TABLE B-54. -- FEDERAL OBLIGATIONS TO FFRDC'S 1/ ADMINISTERED BY INDEPENDENT NONPROFIT INSTITUTIONS FOR RESEARCH AND DEVELOPMENT AND R&D PLANT: FY 1975-82

CONTINUED

(DOLLARS IN THOUSANDS)

STATE AND INSTITUTION	1975	1976	1977	1978	1979	1980	1981	1982	SPON- SORING AGENCY
OREGON:									
NORTHWEST REGNL EDUC LAB 5/	-	-	-	-	-	-	-	-	HEW/OE
PENNSYLVANIA:									
RES FOR BETTER SCHOOLS, INC. 5/	-	-	-	-	-	-	-	-	HEW/OE
TEXAS:									
SM EDUC DEVELOPMENT LAB 5/	-	-	-	-	-	-	-	-	HEW/OE
VIRGINIA:									
INST FOR DEFENSE ANALYSES	9,652	14,141	15,082	18,636	16,027	14,864	14,690	18,176	DOD/OFF OF THE SECY
MITRE CORP - C3 DIVISION 8/	-	-	-	-	96,734	116,863	130,157	169,270	DOD/AF
RESEARCH ANALYSIS CORP	-	-	-	-	-	-	-	-	DOD/ARMY
HUMAN RESOURCES RES ORG 11/	-	-	-	-	-	-	-	-	DOD/ARMY
ANALYTICAL SERVICES, INC. 12/	2,263	2,358	-	-	-	-	-	-	DOD/AF
WASHINGTON:									
BATTELLE PAC NW LAB	32,790	39,527	70,694	95,398	77,339	93,036	92,222	85,567	DOE
WEST VIRGINIA:									
APPALACHIA EDUC LAB 5/	-	-	-	-	-	-	-	-	HEW/OE

- 1/ FEDERALLY FUNDED RESEARCH AND DEVELOPMENT CENTERS.
- 2/ DISCONTINUED IN FY 1970.
- 3/ DATA FOR PROJECT AIR FORCE INCLUDED UNDER RAND CORPORATION PRIOR TO FY 1978. REMAINDER OF RAND CORPORATION CURRENTLY CLASSIFIED AS A NONPROFIT INSTITUTION; SEE TABLE B-49.
- 4/ ADMINISTERED BY SRI INTERNATIONAL.
- 5/ OE LABS CONVERTED TO NONPROFIT INSTITUTIONS BETWEEN 1970 AND 1972.
- 6/ DISCONTINUED IN FY 1976.
- 7/ ADMINISTERED BY ILLINOIS INSTITUTE OF TECHNOLOGY RESEARCH INSTITUTE.
- 8/ DATA FOR MITRE CORPORATION - C3 DIVISION INCLUDED UNDER MITRE CORPORATION PRIOR TO FY 1979. REMAINDER OF MITRE CORPORATION CURRENTLY CLASSIFIED AS A NONPROFIT INSTITUTION; SEE TABLE B-49.
- 9/ ADMINISTERED BY SYRACUSE UNIVERSITY RESEARCH CORPORATION.
- 10/ FORMERLY KNOWN AS REGIONAL EDUCATION LABORATORY FOR THE CAROLINAS AND VIRGINIA.
- 11/ WAS "UNIVERSITY ADMINISTERED" PRIOR TO FISCAL YEAR 1970; SEE TABLE B-46. CURRENTLY CLASSIFIED AS A NONPROFIT INSTITUTION; SEE TABLE B-49.
- 12/ CURRENTLY CLASSIFIED AS A NONPROFIT INSTITUTION; SEE TABLE B-49.

SOURCE: NATIONAL SCIENCE FOUNDATION

