

DOCUMENT RESUME

ED 236 003

SE 043 262

AUTHOR Mechling, Kenneth R.; Oliver, Donna L.
TITLE Characteristics of a Good Elementary Science Program. Handbook III, Part A: Principal's Checklist of Characteristics. Project for Promoting Science among Elementary School Principals.

INSTITUTION National Science Teachers Association, Washington, D.C.

SPONS AGENCY National Science Foundation, Washington, D.C.

PUB DATE 83

GRANT SER-8160347

NOTE 35p.; For related documents, see SE 043 260-264. Printing and distribution made possible by Delta Education, Charles E. Merrill Publishing Co., and the Pennsylvania Higher Education Assistance Agency.

AVAILABLE FROM National Science Teachers Association, Special Publications, 1742 Connecticut Avenue, NW, Washington, DC 20009 (set of 5, \$15.25).

PUB TYPE Guides - Non-Classroom Use (055) -- Tests/Evaluation Instruments (160)

EDRS PRICE MF01 Plus Postage. PC Not Available from EDRS.

DESCRIPTORS Administrator Role; *Check Lists; Classroom Observation Techniques; Elementary Education; *Elementary School Science; Instructional Materials; Leadership; Process Education; *Program Evaluation; *Program Improvement; Questioning Techniques; Resource Materials; School Administration; Science Education; Science Facilities; *Science Instruction; *Science Programs; Student Behavior; Teacher Behavior

IDENTIFIERS National Science Foundation

ABSTRACT

This checklist is designed to help elementary school principals assess and improve science programs in their schools. The checklist is divided into four major sections, each dealing with an area that has an impact on these programs: (1) administrative aspects, considering the science curriculum plan, provisions for science in the budget, principal's leadership role, and staff development practices; (2) science texts and/or written curriculum materials, focusing on content, process, and several related areas (consistency with curricular goals, accuracy and clarity, compatibility with developmental level of students, relevancy of materials, etc.); (3) classroom visitations, focusing on observations of teacher and student behavior during science classes; and (4) resources and facilities, looking for evidence of science resources/facilities in and beyond the classroom, and determining how resources are acquired. Instructions for converting checklist responses into a matrix format are included. The matrix provides a systematic procedure for comparing what is desirable in the school science program to what is being achieved. It offers a method for diagnosing a program, and identifying both strengths/weaknesses--strengths that can be capitalized upon and weaknesses that can be eliminated. (JN)

HANDBOOK III

CHARACTERISTICS OF A GOOD ELEMENTARY SCIENCE PROGRAM

Part A: Principal's Checklist of Characteristics

U.S. DEPARTMENT OF EDUCATION
NATIONAL INSTITUTE OF EDUCATION
EDUCATIONAL RESOURCES INFORMATION
CENTER (ERIC)

- This document has been reproduced as received from the person or organization originating it.
- Minor changes have been made to improve reproduction quality.
- Points of view or opinions stated in this document do not necessarily represent official NIE position or policy.



Project for Promoting Science
Among Elementary School Principals

National Science Teachers Association
1742 Connecticut Avenue, NW
Washington, DC 20009

"PERMISSION TO REPRODUCE THIS
MATERIAL IN MICROFICHE ONLY
HAS BEEN GRANTED BY

NSTA

Shirley Watt

TO THE EDUCATIONAL RESOURCES
INFORMATION CENTER (ERIC)."

KENNETH R. MECHLING and DONNA L. OLIVER

HANDBOOK III

CHARACTERISTICS OF A GOOD ELEMENTARY SCIENCE PROGRAM

Part A: Principal's Checklist of Characteristics
of a Good Elementary Science Program

by

Kenneth R. Mechling
Clarion University of Pennsylvania
Clarion, PA 16214

and

Donna L. Oliver
Sharon City School District
Sharon, PA 16146

Copyright © 1983 by the
National Science Teachers Association
1742 Connecticut Avenue, NW
Washington, DC 20009

This material is based upon work supported by the National Science Foundation under Grant No. SER-8160347. Any opinions, findings, and conclusions, or recommendations expressed in this publication are those of the authors and do not necessarily reflect the views of the National Science Foundation.

Printing and distribution of this Handbook made possible by grants from Delta Education, Box M, Nashua, NH 03061; Charles E. Merrill Publishing Co., 1300 Alum Creek Drive, Columbus, OH 43210; and Pennsylvania Higher Education Assistance Agency, Towne House, Harrisburg, PA 17102.

ACKNOWLEDGMENTS

There is a Chinese proverb: one generation plants the trees...another gets the shade. During this project, trees were planted with the help of many people. It is our hope that elementary school children all over the United States will benefit from the shade.

The project, Promoting Science Among Elementary School Principals, began as an idea at the meeting of the board of directors of the National Science Teachers Association (NSTA), held in Dayton, Ohio in 1980. It was conceived as a joint effort of NSTA and the Council for Elementary Science International (CESI). We are grateful for the foresight, encouragement, and leadership of Don McCurdy, then president of NSTA.

Many people shared in the development of the project. Their efforts and ideas deserve our sincere appreciation. They include:

Bill Aldridge and Phyllis Marcuccio of NSTA, who gave wise counsel throughout the project;

The National Science Foundation (NSF), which funded the project; and Charles Wallace, NSF project director, whose cooperation contributed to a smooth beginning;

The elementary school principals in western Pennsylvania, who gave advice concerning their needs for science leadership;

The Board of Directors of NSTA and CESI for their assistance, support, and encouragement along the way;

The project disseminators (their names are listed on the following pages) who provided valuable suggestions for improving the manuscripts; who met with us in Chicago, Knoxville, Baltimore, and Dallas to assist in the project design; and who were willing to share their expertise with elementary school principals; and

Ted Greenleaf and Gertrude Mitchell, editors of the National Association of Elementary School Principals, who helped us refine our thoughts, and who disseminated information about the project in their fine journal, Principal.

Finally, we are especially grateful for those people who helped us put together and manage the project. Anthony Peacock in NSTA headquarters managed our accounts with timely skill. Marcia Reecer of NSTA served as our excellent copy editor. Our typists, Bobbi Jeannerat, Pam Burford, Missie McKee, and Colleen Yoder, always came through when we needed them. We appreciate their cooperation and commitment to the project.

We thank you all very much.

Ken Mechling and Donna Oliver

DISSEMINATORS

Promoting Science Among Elementary School Principals

Dr. Bonnie B. Barr
339 Center Street
Slippery Rock, PA 16057

Dr. Lloyd H. Barrow
385 College Avenue
Orono, ME 04473

Dr. Glenn D. Berkheimer
2208 Heritage Avenue
Okemos, MI 48864

Dr. Lowell J. Bethel
7131 Wood Hollow Drive, #167
Austin, TX 78731

Mrs. Audrey H. Brainard
14 Glenn Way
Holmdel, NJ 07733

Dr. Betty Burchett
511 Marion Drive
Columbia, MO 65201

Dr. David P. Butts
Box 126, Deerfield Road
Bogart, GA 30622

Dr. Jan E. Calhoun
Supervisor of Elementary
Education
State College School District
State College, PA 16801

Dr. Charles R. Coble
1505 East 6th Street
Greenville, NC 27834

Mrs. Doris R. Ensminger
2810 Falls Mont Drive
Fallston, MD 21047

Dr. Robert L. Fisher
1108 George Drive
Normal, IL 61761

Dr. Peter C. Gega
Elementary Education
College of Education
San Diego State University
San Diego, CA 92182

Dr. Stephen A. Henderson
Model Laboratory School
Eastern Kentucky University
Richmond, KY 40475

Dr. Phyllis E. Huff
7928 Hayden Drive
Knoxville, TN 37919

Dr. Gordon P. Johnson
3495 North 4th Street
Flagstaff, AZ 86001

Mrs. Sarah E. Klein
86 Roten Avenue
Rowayton, CT 06853

Sr. Patricia Lupo, O.S.B.
1256 Buffalo Road
Erie, PA 16503

Dr. Michael A. Magnoli
405 Bridle Path Way
Mobile, AL 36608

Dr. Donald W. McCurdy
7901 Avon Lane
Lincoln, NE 68505

Dr. LaMoine L. Motz
2890 North Lake Angelus Road
Pontiac, MI 48055

Mr. Joe Premo
5974 Quebec Avenue, North
New Hope, MN 55428

Mrs. Shelley Riggins, Principal
Windermere Elementary School
2283 Windermere Avenue
Akron, OH 44312

Dr. William Ritz
12092 Argyle Drive
Los Alamitos, CA 90720

Dr. Walter S. Smith
National Science Teachers
Association
1742 Connecticut Avenue, N.W.
Washington, DC 20009

Dr. Greg Stefanich, Professor
Coordinator of Early Adolescent Education
Education Center 616
University of Northern Iowa
Cedar Falls, IA 50614

Dr. Gilbert Twiest
R. D. #1, Box 171B
Clarion, PA 16214

Dr. Léon Ukens
325 Old Trail
Baltimore, MD 21212

Dr. James R. Wailes
4513 Navajo Place
Boulder, CO 80303

Dr. Robert E. Yager
Science Education Center
University of Iowa
Iowa City, IA 52242

Project Staff:

Dr. Ken Mechling
Chairman, Biology Department
Clarion University of Pennsylvania
Clarion, PA 16214
Office: (814) 226-2273
Home: (814) 226-9508

Miss Donna L. Oliver
1057 Linden Street
Sharon, PA 16146
School: (412) 981-0980
Home: (412) 981-6710

PREFACE

If good elementary science programs were easy to come by, most schools would have one. Needless to say, it isn't easy and most schools don't. Problems abound with science programs; teachers often lack preparation in science, they don't feel confident about teaching it, time is cramped, supplies and equipment are lacking, leadership for science is difficult to find. The list could go on and on. Your school is probably faced with one or more of these problems.

Fortunately, there are many good science programs: programs that get kids excited, programs that teachers enjoy and do a good job of teaching, programs that have the support of the school community, and programs in which children learn science processes, concepts, and attitudes valuable to their lives now and in the future. We can learn from those programs. Through our own observations, through what others have written, and through research we know the characteristics of good elementary science programs. The purpose of this Handbook is to help you to identify some of the characteristics and use them to assess the effectiveness of your own science curriculum.

There are two major, but closely related, parts to Characteristics of a Good Elementary Science Program. Part A is the "Principal's Checklist of Characteristics of a Good Elementary Science Program." It includes selected characteristics of good elementary science programs stated in the form of questions. We urge you to use the Checklist to assess your own science program. Part B, "Elaboration of

the Principal's Checklist of Characteristics of a Good Elementary Science Program," is the companion document keyed by number and/or letter to each question on the Checklist. It provides suggestions and specific recommendations to make the Checklist more meaningful and useful to you. We hope you will use both as you seek to improve your science curriculum.

This Handbook is part of a National Science Teachers Association project titled "Promoting Science Among Elementary School Principals." There are four Handbooks in the series: Handbook I, titled Science Teaches Basic Skills; Handbook II, The Principal's Role in Elementary School Science; Handbook III, Characteristics of a Good Elementary Science Program; and Handbook IV, What Research Says About Elementary School Science.

Ken Mechling
Donna Oliver

PURPOSE AND USE OF THE CHECKLIST

Good elementary school science programs don't just happen. They are built with support from the school community, with good science teaching in the classrooms, and with leadership from you, the principal. This checklist is designed to help you assess and improve the science program in your school.

The checklist is not comprehensive. After reviewing the literature and reflecting on our own experiences with good elementary science programs, we have selected questions which seemed particularly appropriate for consideration by principals. We have tried to limit them so you can evaluate your program with reasonable expenditures of time and effort.

The checklist can be effective only if you, the principal and science curriculum leader in your school, carefully examine your elementary science program. For your convenience we have divided the checklist into four major sections, each dealing with an area of great impact on your science program. They are administrative aspects, science texts and other written materials, classroom visitations, and resources and facilities.

You'll be able to answer some of the questions while sitting at your desk. For others it will be necessary to review your administrative policies, examine samples of science texts and other curriculum materials, visit classrooms when science is being taught, and check your science education resources and facilities.

keeping in mind that it represents a characteristic of a good elementary science program, and check yes if your school has that characteristic, no if it does not, and no data if you lack information to answer the question. Over a period of time you will undoubtedly be able to whittle down the no data responses to very few, eventually converting them to yes or no as you learn more about your program.

If you are uncertain about the meaning of any items or of how they apply to your school, use your judgment in responding. Keep in mind that these are only guidelines and, consequently, they will be open to some interpretation. If you think of additional characteristics which should be on the list but are not, use the space provided in each subsection to add your own.

After you have completed the checklist, go to the last page which includes spaces for your overall evaluation. Count your yes, no, and no data responses. If you have a lot of responses for no data, it may mean that you have more to learn about your science program. If you have a substantial number of no responses, it may mean that your program offers lots of opportunities for improvement. Keep in mind that a specific analysis of the no responses can enable you to identify where your program needs the most help. Finally, if your responses are predominantly yes, it may mean that your science program is already pretty good.

A principal who answered yes to all or almost all of the questions would have a science program of the very

highest quality. If your school falls short of this standard, the checklist provides criteria for improvement. You can decide where to start. The evaluation page requests that you identify the strengths and weaknesses of your science program and select five actions which you can take during the coming year to improve it. With your leadership, initiative, and support, improvement can be achieved. Start now!

NOTE: Some principals have indicated a desire to use a matrix response format rather than the yes, no, no data format. The last section of the Handbook includes easy directions for converting the checklist to a matrix format.

TABLE OF CONTENTS
PART A

PRINCIPAL'S CHECKLIST OF CHARACTERISTICS OF A
GOOD ELEMENTARY SCIENCE PROGRAM

	<u>Page</u>
ACKNOWLEDGMENTS.....	iii
DISSEMINATORS.....	v
PREFACE.....	vii
PURPOSE AND USE OF THE CHECKLIST.....	ix
PRINCIPAL'S CHECKLIST OF CHARACTERISTICS OF A GOOD ELEMENTARY SCIENCE PROGRAM.....	1
I. LEARNING ABOUT YOUR SCIENCE PROGRAM BY REVIEWING ADMINISTRATIVE ASPECTS WHICH AFFECT IT.....	1
A. Reviewing Your Science Curriculum Plan.....	1
B. Reviewing Provisions for Science in Your School Budget.....	2
C. Reviewing Your Leadership Role in Science Instruction.....	3
D. Reviewing Your Staff Development Practices.....	4
II. LEARNING ABOUT YOUR SCIENCE PROGRAM BY EXAMINING SCIENCE TEXTBOOKS AND/OR WRITTEN CURRICULUM MATERIALS.....	6
A. Reviewing Your Science Textbooks and/or Other Written Curriculum Materials for Science Content.....	6
B. Reviewing Your Science Textbooks and/or Other Written Curriculum Materials for Science Processes.....	6
C. Other Considerations as You Review the Science Textbooks and/or Other Written Curriculum Materials.....	7
III. LEARNING ABOUT YOUR SCIENCE PROGRAM BY VISITING CLASSROOMS.....	8
A. Observing Teacher Behavior in Science Classes...8	
B. Observing Student Behavior in Science Classes..10	

IV. LEARNING ABOUT YOUR SCIENCE PROGRAM BY ASSESSING
THE AVAILABILITY OF SCIENCE RESOURCES AND
FACILITIES.....11

A. Looking for Evidence of Science Resources
and Facilities in the Classrooms.....11

B. Looking for Evidence of Science Resources
Beyond the Classroom.....12

C. How Are Science Resources Acquired?.....13

PRINCIPAL'S EVALUATION.....14

CONVERTING THE CHECKLIST TO A MATRIX.....15

PRINCIPAL'S CHECKLIST OF CHARACTERISTICS
OF A GOOD ELEMENTARY SCIENCE PROGRAM

I. LEARNING ABOUT YOUR SCIENCE PROGRAM BY REVIEWING ADMINISTRATIVE ASPECTS WHICH AFFECT IT

Yes No No Data

A. REVIEWING YOUR SCIENCE CURRICULUM PLAN

- | | | | |
|---|-------|-------|-------|
| 1. Is there a written statement of goals and objectives which describes what your pupils should be learning in science? | _____ | _____ | _____ |
| 2. Is there a written curriculum plan which describes planned, coordinated, and sequential science experiences for all grade levels, K-6 or K-12? | _____ | _____ | _____ |
| 3. Is your science curriculum plan consistent with the basic goals of education in your state? | _____ | _____ | _____ |
| 4. Did the preparation of the science curriculum plan involve all teachers, administrators, parents, students, and others responsible for implementing and sustaining it? | _____ | _____ | _____ |
| 5. Is there evidence that the science curriculum plan was developed with the intent of making science learning valuable to the lives of the children now and into the 21st century? | _____ | _____ | _____ |
| 6. Has time for teaching science been scheduled on a daily or weekly basis, with <u>minimums</u> of 100 minutes per week for K-3 and 150 minutes per week for 4-6? | _____ | _____ | _____ |
| 7. Do all teachers of Science understand the goals, the curriculum plan, and the time allocations for science instruction? | _____ | _____ | _____ |

Yes No No Data

8. Does your science program undergo a thorough periodic review, perhaps every five to seven years, in which goals, teaching strategies, and other aspects of the curriculum are reconsidered?

9.

B. REVIEWING PROVISIONS FOR SCIENCE IN YOUR SCHOOL BUDGET

1. Does your school budget include an annual allocation of funds for financing the science program?

2. Does the budget include funds for science materials, supplies, equipment and/or books?

3. Do your teachers have ready and easy access to petty cash funds for consumable and perishable science materials which can best be purchased locally?

4. Does the budget include funds for staff development in science; i.e., consultants for local science inservice programs, staff travel to science conferences, and teacher attendance at science conventions?

5. Does the budget include funds for transportation and other costs related to pupil field trips to sites of science learning, such as nature centers, zoos, planetariums, museums, or factories?

Yes No No Data

6.

C. REVIEWING YOUR LEADERSHIP ROLE IN SCIENCE INSTRUCTION

1. Do you show your leadership in science through actions such as letting your teachers know that you are interested in science, demonstrating a positive attitude toward science, visiting classrooms when science is being taught, and encouraging and supporting science teaching?

2. Do you let teachers know that they are expected to teach science for the times indicated in your curriculum plan?

3. Do you evaluate teachers during their teaching of science?

4. When prospective teachers are being interviewed or considered for employment in your school, do you question them about their preparation, interest, and competence for teaching science?

5. During the past two years, has your science program been monitored by curriculum reviews, teacher surveys, pupil interviews, or other means to assess its continuing effectiveness and have these assessments resulted in improvements?

6. Do you take the lead in providing inservice programs in science for your teachers?

Yes No No Data

7. When a committee or group is formed to select a new science curriculum, have you been or will you be an active participant in that group?

8. Have parents been made aware of your school science program by activities such as parent-teacher meetings which involve parents in science activities and science fairs to which the public has been invited, or by publicity in school or community news media?

9. If standardized examinations are used, are the science sections valid measurements of the goals, objectives, and experiences of your school's science program?

10. On the standardized examinations for science, do the children perform as well as or better than the national average and, over time, do they either perform consistently or improve?

11. Is your school's system for giving grades, reports, or student evaluations consistent with your science programs' objectives and instructional practices?

12.

D. REVIEWING YOUR STAFF DEVELOPMENT PRACTICES

1. Are regular inservice programs provided in accordance with school needs in science?

- | | <u>Yes</u> | <u>No</u> | <u>No Data</u> |
|--|------------|-----------|----------------|
| 2. Do teachers of science assist in designing inservice programs? | _____ | _____ | _____ |
| 3. Do inservice programs offer teachers specific skills, techniques, and materials that can be immediately useful to them for their science teaching? | _____ | _____ | _____ |
| 4. Do teachers have opportunities to learn new science teaching techniques, try out newly-adopted science curriculum materials, and participate in activities similar to those their pupils will be doing before they are expected to use them in their own classroom? | _____ | _____ | _____ |
| 5. Do you, the principal, participate actively in science inservice programs? | _____ | _____ | _____ |
| 6. Have substantial numbers of your teachers participated in science education courses, workshops, meetings, etc., provided by school or regional educational agencies, colleges and universities, and professional science education associations? | _____ | _____ | _____ |
| 7. Does the school provide release time so that teachers can participate in science education programs designed to improve science teaching? | _____ | _____ | _____ |
| 8. Does the professional library in the school include journals such as <u>Science and Children</u> , <u>Science Activities</u> , newsletters or journals of your state science teachers' association, and other science education reference materials to serve as sources for new ideas, and are teachers encouraged to use them regularly? | _____ | _____ | _____ |

Yes No No Data

9.

II. LEARNING ABOUT YOUR SCIENCE PROGRAM BY EXAMINING SCIENCE TEXTBOOKS AND/OR WRITTEN CURRICULUM MATERIALS

A. REVIEWING YOUR SCIENCE TEXTBOOKS AND/OR OTHER WRITTEN CURRICULUM MATERIALS FOR SCIENCE CONTENT

1. Is there a balanced emphasis among the life sciences, earth sciences, and physical sciences? _____

2. Do the written materials include a study of problems which are relative to us now and in the future; e.g., acid rain, air and water pollution, effects of spraying areas with poisonous substances, energy production and availability, medical research, and world population and hunger? _____

3. Do the written materials require students to apply major concepts to everyday life situations? _____

4. _____

B. REVIEWING YOUR SCIENCE TEXTBOOKS AND/OR OTHER WRITTEN CURRICULUM MATERIALS FOR SCIENCE PROCESSES

1. Do the written materials include liberal quantities of hands-on investigations and activities which the children can actually do? _____

Yes No No Data

2. Are the scientific processes such as observing, measuring, predicting, inferring, classifying, recording and analyzing data, formulating and testing hypotheses, and designing and conducting experiments an integral and prominent part of the materials children will read?

3. Do the written materials encourage children to explore, discover, and find answers for themselves rather than telling them how things turn out?

4. Do the written materials require students to apply science processes to problem-solving situations?

5.

C. OTHER CONSIDERATIONS AS YOU REVIEW THE SCIENCE TEXTBOOKS AND/OR OTHER WRITTEN CURRICULUM MATERIALS

1. Are the written curriculum materials consistent with the goals of science for your school?

2. Are the written materials clearly written, accurate, and up-to-date?

3. Do the written K-6 materials proceed from the simple to the complex and are they designed for the children's appropriate developmental levels?

4. Is the information that children will read written at suitable grade levels?

- | | <u>Yes</u> | <u>No</u> | <u>No Data</u> |
|---|------------|-----------|----------------|
| 5. Do the children's reading materials appear interesting and relevant to their levels? | ___ | ___ | ___ |
| 6. Are there opportunities for children to learn about science-related careers? | ___ | ___ | ___ |
| 7. Are valid evaluation materials and techniques; i.e., tests, record sheets, performance demonstrations, and reports, included as an integral part of the program? | ___ | ___ | ___ |
| 8. Does your science program include a functional teachers' guide that teachers actually use and find helpful? | ___ | ___ | ___ |
| 9. Do the written materials include enough application of science content and processes to make science meaningful to students? | ___ | ___ | ___ |
| 10. | ___ | ___ | ___ |

III. LEARNING ABOUT YOUR SCIENCE PROGRAM BY VISITING CLASSROOMS

A. OBSERVING TEACHER BEHAVIOR IN SCIENCE CLASSES

- | | | | |
|--|-----|-----|-----|
| 1. Are all teachers who are supposed to teach science actually teaching it for the allotted times? | ___ | ___ | ___ |
| 2. When you discuss science, do your teachers display positive attitudes? | ___ | ___ | ___ |

Yes No No Data

3. Do teachers regularly use a variety of teaching methods such as group investigations, discussions, multimedia instruction, reading, role playing, game playing, writing, small group projects, lecturing, and individualized instruction?

4. Are teachers providing learning experiences that teach both science content and science processes and help children apply what they learn to everyday problem situations and science-based societal issues?

5. Do teachers provide many opportunities for children to participate in science activities, investigations, or experiments in which they have hands-on experiences with real objects?

6. During children's investigations do teachers function as guides by means such as assisting individual students, asking questions, suggesting alternate ways of thinking about problems, and providing additional materials?

7. Do teachers allow students to explore science materials before they "invent" concepts to explain them?

8. Do teachers ask open-ended, divergent questions and allow a wait-time of at least three to five seconds for students to respond?

9. Do teachers really listen to what children have to say?

Yes No No Data

- | | | | | |
|-----|---|-------|-------|-------|
| 10. | Do teachers encourage scientific attitudes such as open-mindedness, critical thinking, persistence, and responsibility? | _____ | _____ | _____ |
| 11. | Do handicapped children have adequate opportunities to become actively involved in science experiences? | _____ | _____ | _____ |
| 12. | Do teachers regularly combine science with other curricular areas such as reading, writing, mathematics, social sciences, health, art, music, and physical education? | _____ | _____ | _____ |
| 13. | Are children regularly evaluated to determine if they are acquiring competency in the science processes, knowledge, and attitudes specified in the statement of goals and objectives? | _____ | _____ | _____ |

14.

B. OBSERVING STUDENT BEHAVIOR IN SCIENCE CLASSES

- | | | | | |
|----|--|-------|-------|-------|
| 1. | Do the children appear to like science? | _____ | _____ | _____ |
| 2. | When you talk with children about science, do they display positive attitudes? | _____ | _____ | _____ |
| 3. | Is a substantial portion of the children's class time spent in science experiences other than in reading or listening? | _____ | _____ | _____ |

Yes No No Data

- | | | | | |
|----|--|-------|-------|-------|
| 4. | Do students participate freely in discussions of science-related activities and topics, often expressing detailed descriptions of their observations and ideas? | _____ | _____ | _____ |
| 5. | Can children with limited reading ability succeed in the science program? | _____ | _____ | _____ |
| 6. | Are there opportunities for pupils to do individualized or specialized work in science; e.g., self-paced study, independent study, individual projects, and peer-group tutoring? | _____ | _____ | _____ |
| 7. | Are there opportunities for children to explore and find answers to questions they have in science? | _____ | _____ | _____ |
| 8. | _____ | _____ | _____ | _____ |

IV. LEARNING ABOUT YOUR SCIENCE PROGRAM BY ASSESSING THE AVAILABILITY OF SCIENCE RESOURCES AND FACILITIES

A. LOOKING FOR EVIDENCE OF SCIENCE RESOURCES AND FACILITIES

- | | | | | |
|----|--|-------|-------|-------|
| 1. | Are science materials (i.e., thermometers, dry cells, seeds, aquaria) available in sufficient quantities to enable <u>all</u> students to have hands-on experiences with them? | _____ | _____ | _____ |
| 2. | Does it appear that science supplies and materials are refurbished or replaced on a regular basis? | _____ | _____ | _____ |

Yes No No Data

- 3. Is there adequate storage space for science supplies, equipment, and materials? _____
- 4. Do the classrooms include running water, sinks, and electrical outlets? _____
- 5. Can you see evidence of continuing science experiences in classrooms; i.e., science displays on tables, cages of live animals such as gerbils or hamsters, shelves of science-related books, plants planted and/or cared for by children, science question boxes, mobiles, and science bulletin boards? _____
- 6. Are there classroom displays of the children's written essays, graphs, reports, poetry, or art projects that incorporate science-related content and processes? _____
- 7. Are there science-related library books readily available in the classroom to help students extend concepts learned? _____
- 8. _____

B. LOOKING FOR EVIDENCE OF SCIENCE RESOURCES BEYOND THE CLASSROOM

- 1. Do children's science experiences extend beyond the classrooms to the neighborhood of the school or further afield to nature centers, museums, zoos, airports, or factories? _____

- | | <u>Yes</u> | <u>No</u> | <u>No Data</u> |
|--|------------|-----------|----------------|
| 2. Does your school library include a reasonable collection of children's books which are science-related? | _____ | _____ | _____ |
| 3. | _____ | _____ | _____ |

C. HOW ARE SCIENCE RESOURCES ACQUIRED?

- | | | | |
|--|-------|-------|-------|
| 1. Are materials for science education readily available to teachers who want and need them? | _____ | _____ | _____ |
| 2. Are teachers of science involved in the selection and purchase of materials, books, supplies, and equipment used in science instruction and for science references? | _____ | _____ | _____ |
| 3. Are procedures for requesting and ordering supplies and equipment reasonable, simple, and efficient? | _____ | _____ | _____ |
| 4. Do teachers participate in inventorying, ordering, storing, and safe use of science materials? | _____ | _____ | _____ |
| 5. | _____ | _____ | _____ |

17

PRINCIPAL'S EVALUATION

1. Checklist Response Totals: Total Responses _____
YES _____ NO _____ NO DATA _____

2. Overall, I rate my science program as:

3. The major strengths of my science program are:

4. The areas most in need of improvement in my school's science program are:

5. During the coming year I will try to take the following five (5) actions to achieve maximum improvement in my school's science program:

Now look over your list of five (5) actions which you have selected as starting points for improving your science program and place the numbers 1 through 5 beside them to indicate your priorities for action. One (1) is your top priority, 5 is your lowest.

6. One long-range goal for improving my science program is:

CONVERTING THE CHECKLIST TO A MATRIX

Many principals have found a matrix format helpful in assessing their science programs. Rather than responding yes, no, or no data to a checklist of science curriculum characteristics, they compare the characteristics of their current science programs to what they would like them to be. A matrix format provides a systematic procedure for comparing what is desirable to what is being achieved. It offers a method for diagnosing a program, identifying both strengths and weaknesses--strengths that can be capitalized upon and weaknesses that can be eliminated. Following are directions for converting the checklist to a matrix.

This is what a matrix looks like.

	4				
	3				
	2				
	1				
	-1				
DESIRABILITY ↑					
	-1	1	2	3	4
	ACHIEVEMENT				

Note that the vertical axis is for desirability and the horizontal axis is for achievement. The numbers refer to the degree of desirability or achievement. Higher numbers correspond to greater desirability or achievement,

lower numbers to lesser desirability or achievement. The rating scales* are as follows:

DESIRABILITY for Our Science Program

- 4 - very desirable; of utmost value
- 3 - desirable; of significant value
- 2 - moderately desirable; of medium value
- 1 - unimportant; of insignificant value
- 1 - undesirable; of negative value

ACHIEVEMENT in Our Science Program

- 4 - excellent; extremely high level
- 3 - very good; above average
- 2 - moderate; about average
- 1 - low; below average
- 1 - non-existent or avoided

The items in the Checklist can easily be converted to the matrix format. Start with any item on the checklist. Rewrite it by changing it from a question to a positive statement. For example, item I.A.1. reads like this in the Checklist:

	<u>Yes</u>	<u>No</u>	<u>No Data</u>
I.A.1. Is there a written statement of goals and objectives which describes what your pupils should be learning in science?	_____	_____	_____

For use with a matrix it can be rewritten into a statement like this:

I.A.1. Our school has a written statement of goals and objectives which describes what children should learn in science.	D. 4	3	2	1	-1
	A. 4	3	2	1	-1

*Adapted from Guidelines for Self-Assessment of Secondary-

To the right of the statement circle the rating you wish to give to the desirability (D) of having a written statement of goals and objectives. Circle the rating for your current level of achievement (A). Let's say you circled a 3 for desirability, which means you believe written goals and objectives are desirable, and a -1 for achievement, which means your school doesn't have written statements of goals and objectives for science.

Transfer these numbers to the matrix by circling 3 for desirability and -1 for achievement.

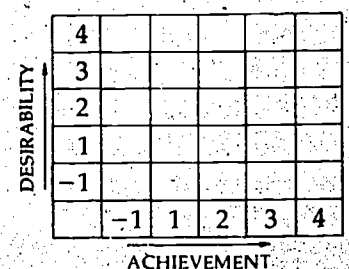
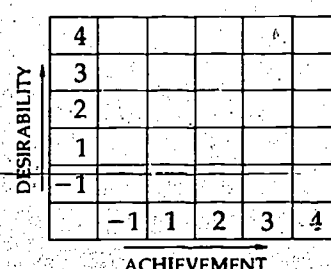
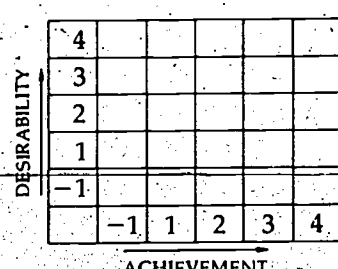
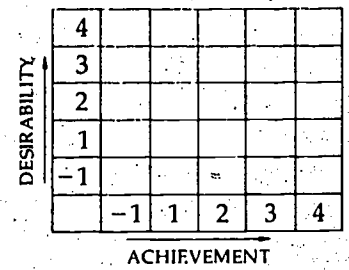
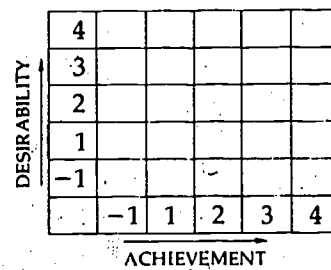
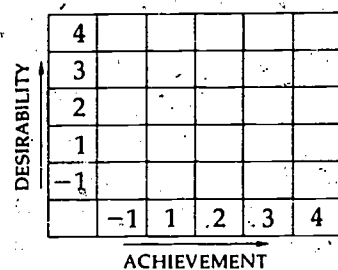
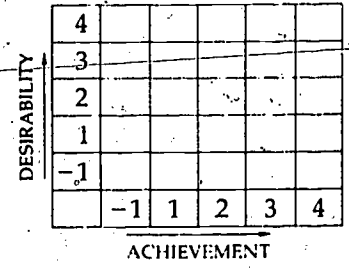
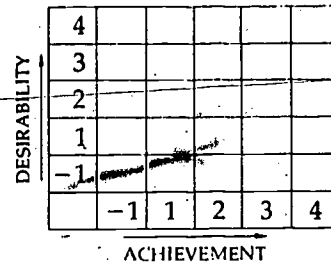
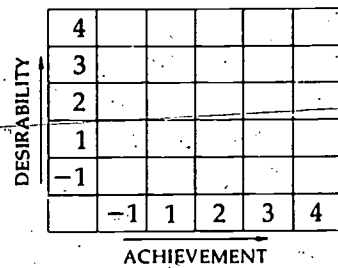
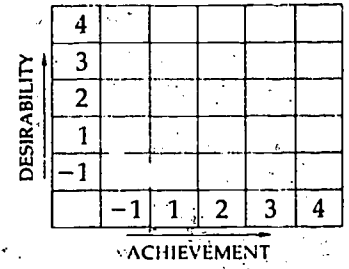
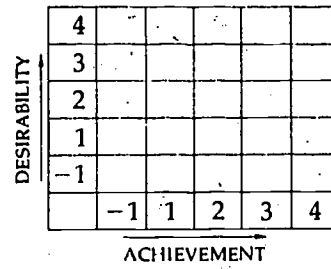
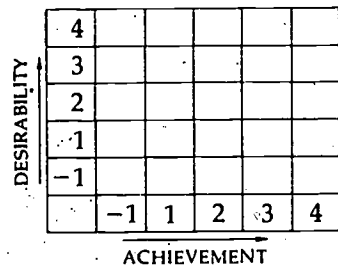
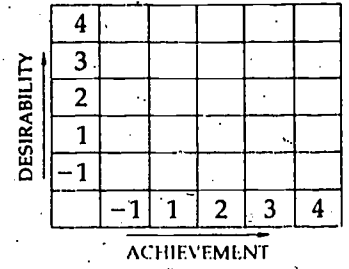
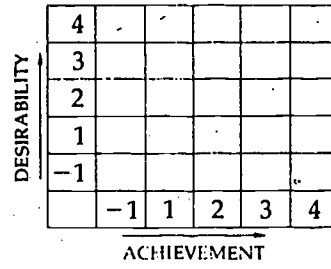
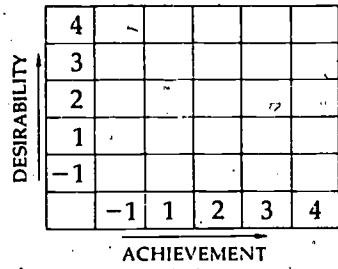
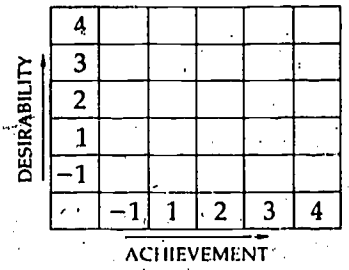
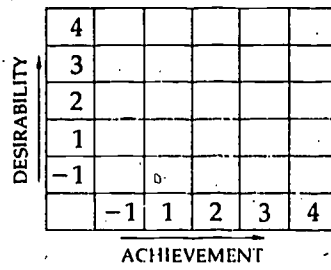
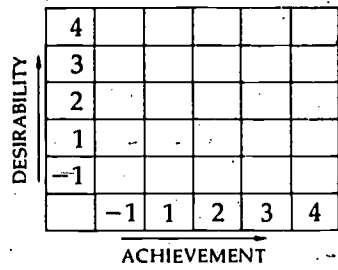
	4					
DESIRABILITY	3	✓				
	2		○			
	1					
	-1					
		-1	1	2	3	4
		ACHIEVEMENT				

Now place a check in the place where the ratings intersect. An analysis of this item shows that you believe goal statements are important but your school has none. This identifies a weakness that you may wish to eliminate. You could begin your improvement program by preparing a written statement of science goals and objectives for your school. The same procedure can be applied to any or all items on the checklist, one matrix per statement.

The matrix system offers a systematic method for diagnosing your school's science program, identifying areas of strength and weakness. You may also wish to utilize the

system with your teachers to collectively analyze science curriculum strengths and weaknesses. A page of matrices is provided should you wish to duplicate copies for use with your professional staff. Additionally, a large matrix* is provided should you wish to make a transparency for visually displaying a group's analysis.

*Adapted from Guidelines for Self-Assessment of Secondary-School Science Programs, Washington, DC: National Science Teachers Association, 1978, pp. 6 and 27.



DESIRABILITY ↑

4					
3					
2					
1					
-1					
	-1	1	2	3	4

→ ACHIEVEMENT

HANDBOOKS in this series include:

- HANDBOOK I - SCIENCE TEACHES BASIC SKILLS
- HANDBOOK II - THE PRINCIPAL'S ROLE IN ELEMENTARY SCHOOL SCIENCE
- HANDBOOK III - THE CHARACTERISTICS OF A GOOD ELEMENTARY SCIENCE PROGRAM
- HANDBOOK III, Part A - Checklist
- HANDBOOK III, Part B - Elaboration
- HANDBOOK IV - WHAT RESEARCH SAYS ABOUT ELEMENTARY SCHOOL SCIENCE

To obtain information about ordering these handbooks please contact:

Publications
National Science Teachers Association
1742 Connecticut Avenue, NW
Washington, DC 20009
(202) 328-5800