

DOCUMENT RESUME

ED 230 350

RC 014 684

AUTHOR Toro, Leonor; And Others
 TITLE What's Happening in June?
 INSTITUTION Connecticut State Migratory Children's Program, New Haven.; Hamden-New Haven Cooperative Education Center, Conn.
 SPONS AGENCY Office of Elementary and Secondary Education (ED), Washington, DC. Migrant Education Programs.
 PUB DATE Jun 83
 NOTE 87p.; For related document, see ED 218 042.
 AVAILABLE FROM Ethnic/Arts Migrant Project, Hamden-New Haven Cooperative Education Center, 1450 Whitney Avenue, Hamden, CT 06517-2497.
 PUB TYPE Guides - Classroom Use - Guides (For Teachers) (052)
 EDRS PRICE MF01/PC04 Plus Postage.
 DESCRIPTORS *Black Achievement; Black History; *Cultural Activities; Cultural Awareness; Cultural Education; Elementary Education; Elementary School Mathematics; *Leaders; *Learning Activities; Males; *Migrant Education; *Puerto Ricans; Vocabulary Skills
 IDENTIFIERS Fathers Day; Holidays



ABSTRACT

Brief information is given on four June events celebrated by Puerto Ricans: Father's Day, the Feast of Saint John the Baptist (Puerto Rico's Patron Saint), the birthday of Francisco Oller Cestero (painter), and commemoration (on Father's Day) of Jean Baptiste Pointe Du Sable (first non-native American to settle in what is now known as Chicago). Designed as a teacher resource, the booklet briefly lists the accomplishments of eight famous Black men: Crispus Attucks, first martyr of the Revolution; Dr. Charles Drew, organizer of the Blood Bank; Dr. Ralph Johnson Bunche, highest ranking Black American in the United Nations; Langston Hughes, poet; Jack Johnson, first Black winner of the world heavyweight boxing championship; Norbert Rillieux, builder of a sugar refining machine; James Beckwourth, one of the greatest of the group known as the Mountain Men; and W. E. B. DuBois, founder of the National Association for the Advancement of Colored People. The booklet describes what children today can learn from the lives of the following Americans, born in June: Helen Keller (perseverance), Nathan Hale (patriotism), and Cole Porter (the importance of discovering hidden talent). The booklet includes 11 superstitions related to the celebration of Saint John the Baptist, instructions for making 10 gifts for dad, several creative and vocabulary activities, word search puzzle, a short story about a vacation, and 15 math activities. (NQA)

 * Reproductions supplied by EDRS are the best that can be made *
 * from the original document. *

What's Happening

ED230350



U.S. DEPARTMENT OF EDUCATION
NATIONAL INSTITUTE OF EDUCATION
EDUCATIONAL RESOURCES INFORMATION
CENTER (ERIC)

- This document has been reproduced as received from the person or organization originating it
- Minor changes have been made to improve reproduction quality

• Points of view or opinions stated in this document do not necessarily represent official NIE position or policy

"PERMISSION TO REPRODUCE THIS MATERIAL HAS BEEN GRANTED BY

Leonor Lora

TO THE EDUCATIONAL RESOURCES INFORMATION CENTER (ERIC)."

in June?

CONNECTICUT STATE DEPARTMENT OF EDUCATION - CONNECTICUT MIGRATORY ETHNIC/ARTS PROJECT

014084
ERIC
Full Text Provided by ERIC

CONNECTICUT MIGRATORY CHILDREN'S PROGRAM

ETHNIC/ARTS COMPONENT

WHAT'S HAPPENING IN JUNE?

Materials Prepared By:

Leonor Toro, Coordinator
Migratory Ethnic/Arts Component

Ron Weissman
Curriculum Specialist

Lottie Miles, Curriculum Specialist
Bridgeport Board of Education

Robert J. Moore, Teacher of English
Hamden-New Haven Cooperative
Education Center

Leroy Dupee, Math Director
Bridgeport, Connecticut

Illustrated By:

Justo Ortiz "Tito"

Curriculum Assistant:

Roberta Hanson

Funds for this project were provided by the Federal Migrant Program under a special State Cultural Awareness Component Grant to the Hamden-New Haven Cooperative Education Center, Dr. Robert S. Avery, Director.

Copies can be obtained from the Ethnic/Arts Migrant Program, located at the Hamden-New Haven Cooperative Education Center, 1450 Whitney Avenue, Hamden, Connecticut 06517-2497.

Special thanks are given to Dr. Patrick Proctor, ESEA State Title I Director, Migratory Children's Program, Connecticut State Department of Education and to Mr. Reinaldo Matos, State Migrant Consultant, Connecticut State Department of Education, for their efforts and assistance in bringing this booklet from an idea to the present stage of its development. June, 1983.

"What's Happening?" is designed as a resource for teachers' use only.

TABLE OF CONTENTS

PAGE

What's Happening in June?-----	1
June-----	2
Francisco Oller Cestero-----	4
Father's Day----- (June 19)	5
Jean Baptiste Pointe Du Sable----- (The Father of Chicago)	6
Gifts for Dad-----	8
Saint John the Baptist----- (June 24)	14
Learning From The Past----- (Includes Nathan Hale, Helen Keller and Cole Porter)	16
Black Men Helped Build America-----	25
What Is A Vacation?-----	28
Math Corner-----	31
Word Games and Puzzles-----	36

What's Happening in June?

- 1 Kentucky became 15th state, 1792.
Tennessee became 16th state, 1796.
- 3 De Soto claimed Florida for Spain, 1539.
Jefferson Davis, American statesman, born 1808.
Charles Drew, originator of blood plasma, born 1904.
- 6 Nathan Hale, born 1755.
D-Day: Allied troops landed in Normandy, 1944.
- 7 Poetess, Gwendolyn Brooks, born 1917.
- 8 Frank Lloyd Wright, architect, born 1869.
- 9 Cole Porter, born 1893.
- 13 Thurgood Marshall named to Supreme Court, 1967.
- 14 Author of Uncle Tom's Cabin, Harriet Beecher Stowe, 1811.
- 15 Benjamin Franklin proved lightning is electricity, 1752.
Arkansas became 25th state, 1836.
- 17 Marquette and Joliet, first white men to explore upper Mississippi, 1673.
Battle of Bunker Hill, 1775.
Francisco Oller Cestero, famous painter, born 1833.
- 19 Father's Day, third Sunday of June.
- 20 West Virginia became 35th state, 1863.
- 21 Henry O. Tanner, painter, born 1859.
Daniel Beard, Boy Scouts of America founder, born 1850.
Paul L. Dunbar, poet, born 1872.
- 24 Feast of St. John the Baptist.
- 26 Delegates from 50 countries signed United Nations Charter, 1945.
- 27 N.A.A.C.P. (National Association for the Advancement of Colored People), founded 1910.
Helen Keller, born 1880.

JUNE

The sixth month of the year, June was named after Juno, the Roman goddess of women, marriage and the home. In the Northern Hemisphere, summer begins on June 21st.

Special events during this month include Father's Day and Flag Day. Father's Day, a special day set aside to honor fathers, comes on the third Sunday in June. Flag Day comes on the 14th, the day we honor the American flag by flying it full staff on our homes and public buildings.

June has long been a popular time for weddings - even as far back as ancient Roman times. For most people, especially children, June is also popular for another reason. It usually means the end of school and the beginning of summer, a time for playing, traveling, vacationing, and just having all sorts of fun.

June also marks an important time for the plant and animal kingdoms. Trees, flowers, fruits, and vegetables are all budding with life. Birds, animals, and insects are busy mating, playing, food-gathering or hunting. The young are growing and learning how to fend for themselves. Life is everywhere.

The flower of the month is the Rose. The birthstone is Pearl or Alexandrite.

Sources: The World Book Encyclopedia
The New Book of Knowledge

June Creative Activity

To help assure that all your students have a happy and meaningful summer, ask each student to write a paragraph describing what he or she plans to do during the summer months.

Things To Do This Summer:

1. If overweight or out of shape, make this the summer to slim down and shape up.
2. Make a new friend.
3. Learn a new sport that you've never played.
4. Visit a place of historical interest.
5. Help someone needy.

6. Get a summer job and learn a new skill.
7. Start a new hobby such as collecting shells, rocks, or leaves.
8. Help clean up your neighborhood. Organize a group of friends to regularly pick up beer cans and other garbage from the streets.
9. Study any school subjects you are weak in. Go to summer school, if necessary.
10. Read books. Discover the library. Set a goal: read a book a week for the entire summer.

June Word Game

Unscramble the words:

- | | |
|-----------|-----------|
| 1. SUMERM | 6. EARLP |
| 2. UJEN | 7. UJNO |
| 3. FGLA | 8. MOTHN |
| 4. FAHTRE | 9. SUDAYN |
| 5. EOSR | 10. STFAF |

ANSWERS: 1. summer 2. June 3. flag 4. father 5. rose
6. pearl 7. June 8. month 9. Sunday 10. staff

(Prepared by Ron Weissman)



Francisco Oller Cestero

Louvre Museum. "El Velorio", his most famous painting, hangs in the University of Puerto Rico. Even today, "El Velorio" is considered the most valuable masterpiece of all Puerto Rican artists.

"El Velorio" depicts the wake of a small child whose parents and neighbors are coming together for a religious service. Through the open doors and window, Oller captures the outdoors. He also includes in the painting: neighbors, two dogs, a cat, and furniture and living conditions of the time.

In 1883, Oller presented an exhibition of his paintings. The Spanish government gave him royal recognition.

Francisco Oller died on May 17, 1917, in San Juan, Puerto Rico.

(Leonor Toro)

Francisco Oller was born on June 17, 1833, in Bayamón, Puerto Rico. He developed an interest in painting and colors at a very early age. While attending the Jesuits School for his secondary education, he was sent by his father to study with Juan Cleto Noa.

At fifteen, he lost his first job for drawing funny pictures of his superiors. But the drawings were so good that General Prim, Governor of the Island, offered him a scholarship to study in Rome. His mother made him decline the offer.

Oller was commissioned to decorate the church of the town of Río Grande. This enabled him to save enough money to study in Spain with Federico Madrazo. While in Spain, Francisco spent many hours at the Prado Museum studying the paintings of Velazquez.

Soon after he returned to Puerto Rico, in 1853, his father died. By 1858, he decided to move to Paris and live as a Bohemian, in the Latin Quarters. For three years he studied with Monsieur Couture and Gustav Courvet.

King Alphonse the XII named him painter of the Spanish Court. His paintings are well received because he captures the realism of regional scenes. One of his paintings, "The Student", hangs in the

FATHER'S DAY

Father's Day is a day on which the people of many countries express gratitude and appreciation by giving their fathers presents and greeting cards. We celebrate Father's Day on the third Sunday of June. Some groups hold special programs to honor the fathers.

The observance of Father's Day in our country was started by Sonora Louise Smart Dodd of Spokane, Washington, in 1910. In 1936, a national Father's Day Committee was formed.

Hopefully, someday, Father's Day will be celebrated with the same enthusiasm as Mother's Day. Fathers deserve it!

I am Prouder To Be A Father [Statement made on selection by the National Father's Day Committee as "Father of the Year" - June 18, 1942.]

Douglas MacArthur's pride in his four year old son, who had come through the events of the Philippine defense without losing his boyish enthusiasm, was reflected in his public acknowledgement on being named "Father of the Year" for 1942.

"Nothing has touched me more deeply than the election of the National Father's Day Committee. By profession, I am a soldier and take pride in that fact, but I am prouder, infinitely prouder, to be a father. A soldier destroys in order to build; the father only builds, never destroys. One has the potentialities of death; the other embodies creation and life. And while the hordes of death are mighty, the battalions of life are mightier still. It is my hope that my son, when I am gone, will remember me not from the battle, but in the home, repeating with him our simple daily prayer: Our Father, who art in heaven."

(Leonor Toro)



Jean Baptiste Pointe Du Sable
(Father of Chicago)
Born in Haiti in 1745

new family in the place called Eschikagou, which means "wild onion" or "powerful." The Indians, ironically, say that the first "white" man in Eschikagou was a black man. In 1779, Du Sable established a cabin and trading post near Lake Michigan. The Du Sables lived almost self-sufficiently in the trading post which included the family house, a dairy, smokehouse, stable, barn and mill. Other members of the Potawatomi tribe came there to live. Du Sable's family was the first to stay in what we now know as Chicago. The Du Sable Trading Post boasted to be the best commerce point between St. Louis, Missouri, and Montreal, Canada.

Jean Baptist Pointe Du Sable (1745-1818) was the first non-native American to settle in what is now known as Chicago. The black explorer of French-Haitian descent was among early trappers who traded and settled along the banks of the Mississippi River Valley. Du Sable came to the region in 1772 to explore business possibilities for his father's firm, Du Sable and Son. His trappings and explorations eventually led him into an Indian region which was called Eschikagou. The earlier work of Jesuit priests from Canada made it easy to be accepted by the Indians who had a strong liking for the French. At first, Jean Baptiste and his three companions were greeted by Indians streaked with war paint. Speaking in French, he assured the warriors that he had come in peace. The leader of the party of braves was Pontiac, Chief of the Ottawas. Pontiac and Jean Baptiste became great friends and business partners.

When Pontiac was killed by an Indian who betrayed him, Du Sable was asked to urge the other tribes not to fight out of revenge. While traveling from tribe to tribe throughout the Illinois territory, speaking on behalf of Pontiac, Du Sable fell in love with Kittihawa, a beautiful Potawatomi, whose name means "fleet of foot." To marry her, Jean Baptiste had to pass rigorous tests to become a member of that tribe. At least one son came from this union.

Later, Du Sable decided to settle down with his

Prosperity brought with it many changes that Du Sable soon lamented. Gradually, Chicago became a place where free trapping, hunting, and exploring were rapidly part of the past. In 1800, Du Sable sold his trading post and re-settled in Saint Charles, Missouri with his son.

Despite his outstanding contribution to the history of Chicago, today the accomplishments of Jean Baptiste Pointe Du Sable receive only sparse recognition. A replica of the Du Sable trading post can be seen at the Chicago Historical Society Museum. A plaque in the Pioneer Court on the northeast approach to the Michigan Avenue Bridge, marks the actual spot where the trading post stood.

Having sold the trading post for \$1,200, Du Sable later died a pauper at his Missouri home, in 1818. He was buried in the Catholic St. Charles Borromeo Cemetery at St. Charles.

SOURCES:

1. Achievements of Black Americans Pennsylvania: Haynes School Publishing Company, 1969.
2. Afro Americans Then and Now Jane Hurley and Doris Haynes Illinois: Benefic Press, 1969.
3. Exploring Black America Marcella Thum New York: Atheneum, 1975.
4. Historical Black Biographies New York: The Instructor Publications, Inc., 1970.
5. Reading Exercises in Black History Fred and Carol Chernow Elgin Illinois: The Continental Press, Inc., 1974.

Pages 6 & 7 were prepared by:
Mr. Robert Moore, Teacher of English
Hamden-New Haven Cooperative Education Center

Father's Day - June 19

Clip these gift coupons and give them to Dad with love!



Z-Z-Z-Z-Z-Z-Z-Z

This coupon entitles Dad to sleep late one weekend morning, without the TV, the stereo or the Atari going in the background.

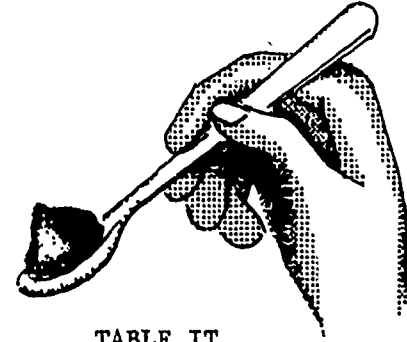


TABLE IT

Guaranteed: children with perfect table manners, no arguing, no interrupting, no complaining about the food. Good for one meal only.



FATHER KNOWS BEST

One complete day during which everyone will give Dad some peace, quiet and lots of respect. No back-talk allowed.



KING OF THE CASTLE

One evening for Dad to put his feet up and relax. No rock music allowed. Children will fetch pipe, slippers, etc., upon request.

(Taken from Ladies Home Journal - June 1983 Issue)

GIFTS FOR DAD:

Stone Paperweights -

Materials:

Stones (approximately 3 in. diameter), stones (various sizes), Play-Doh, white glue, watercolors, shellac, brushes, buttons, yarn, bits of cloth, other decorative materials, protective table coverings.

Procedure:

1. Assemble the materials. Let the pupils use the stones and Play-Doh to construct animals, snowmen, or other objects that they think about making. Suggestions: turtle, snake, lion, squirrel, bird, duck, fish.
2. Pupils may glue the stones together with white glue. Play-Doh can be molded into shape, fastened to the stones, and allowed to air dry.
3. After the paperweights are formed, let the pupils decorate them with watercolors, buttons, yarn, or other materials.
4. Shellac the paperweights to make them water-resistant.


Handprint Soap Tray -


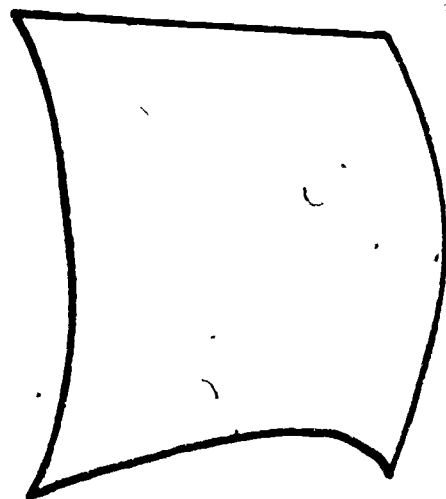



Materials:

6-in. by 7-in. piece of cardboard, 2 pieces of rubber sponge (6 in. by 7 in. by 3/8 in.), pencil, sharp scissors, rubber cement.

Procedure:

1. Lay one of your hands on the cardboard and draw around it. Cut out the handprint.
2. Lay the handprint pattern on the smooth side of one of the pieces of sponge. Draw around the pattern. Cut out.
3. Lay the handprint pattern on the second piece of sponge and draw around it. Cut out. On this second piece cut out a hole in the palm to make a place for the soap to rest.
4. Put the 2 sponge handprints together with rubber cement. Let dry for 24 hours before using.





Stand-Out Picture

Materials:

8-in. by 10-in. piece of dark blue construction paper, 6-in. by 8-in. piece of light blue construction paper, white glue, scraps of various colors of construction paper; scissors, 5-in. piece of chenille wire or drinking straw, yellow crayon or chalk (optional), white crayon or chalk.

Procedure:

1. Glue the light blue paper onto the dark blue paper so that the large one makes a frame for the smaller.
2. Cut out a boat, sail, and flag with tabs as shown. These may be cut from any color of construction paper.
3. Glue on the boat with the tabs folded under, thus making it stand out.
4. Insert the chenille wire or straw through the holes in the sail. Glue the flag to the end of the wire or straw.

See-Thru Garden -

Materials:

Seeds (flower, tree, vegetable), soil, bottle or jar with fairly large mouth.

Procedure:

1. Clean jar thoroughly with soap and water, removing label if any.
2. Place on its side and put some loose soil in by using a spoon.
3. Using a flat stick, plant some seeds below the soil.
4. If you are careful enough, artificial flowers or a small turtle or pebbles can be added for a more realistic and pleasing effect.
5. Water the newly planted seeds and place bottle in the sun. Remember to water daily.



Magazine Rack -

Materials:

2 pieces soft wood (14½ in. by 5½ in. by ¾ in.), 17 pieces plywood (15 in. by 1 in. by ¼ in.), white glue, 2 pieces sash cord (39 in. long, starched stiff), thinner rope or cord (such as used with Venetian blinds - 56 in. long), ¾-in. brads; varnish or paint, paint thinner, brush, jigsaw. Optional: India ink or woodburning set.

Procedure:

1. Draw a 15-in. circle on paper.
2. Lay circle to ¼ in. of bottom on one of the 5½-in. pieces of wood. Do the same with other piece of wood.
3. Cut out the wood on jigsaw.
4. Stand up 5½-in. pieces of wood about 12½ in. apart.
5. Glue one 15-in. by 1-in. piece of wood in the center across
6. Nail rope onto ¾-in. sides of 5½-in. pieces.
7. Bring the 2 pieces of rope together in the middle, and wrap with thinner rope or cord, tucking ends under.
8. Varnish or paint rack.
9. A portion of a memory verse may be placed on one of the top 15-in. by 1-in. pieces of wood, either with India ink or by woodburning.




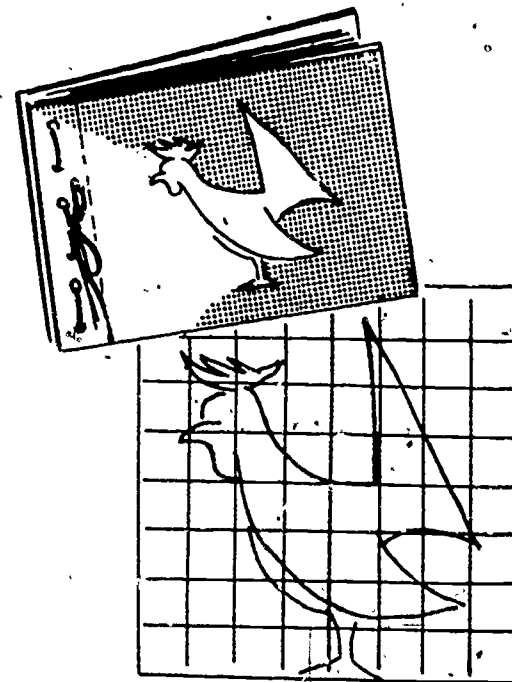
Photo Album -

Materials:

2 pieces poster board (9 in. by 12 in.), art foam (assorted colors), masking tape, scissors and paper punch, white glue, one 27-in. shoelace, black construction paper (8½ in. by 11½ in.-1 sheet for each page).

Procedure:

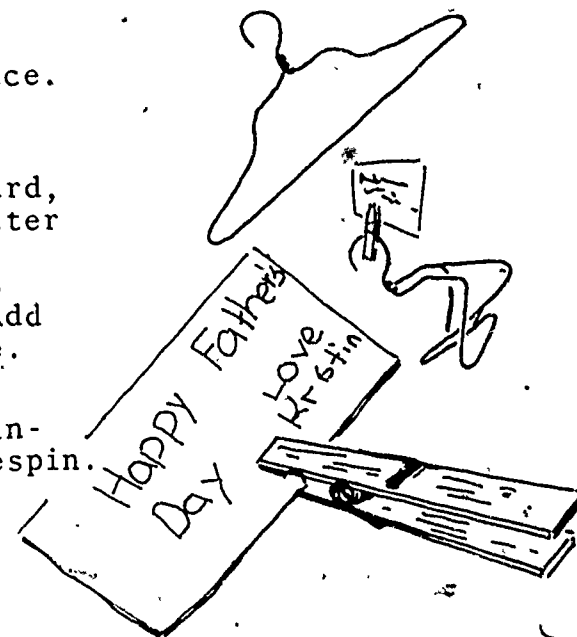
1. Cut 2 pieces of poster board 9 in. by 12 in. These will be the front and back covers of your album.
2. From the left-hand side of the front cover cut off a 1-in. strip.
3. Lay the edges of the 1-in. by 9-in. and the 9-in. by 11-in. pieces together and tape with masking tape. This will form a hinge for the cover.
4. Cut art foam to fit the front and back covers of your album. Glue in place with white glue.
5. Punch 5 holes in the 1-in. strip, spacing them evenly across the end. Punch holes in the back cover to match the holes in the front. Also punch holes in the black construction paper pages.
6. Fasten the back cover, pages, and front cover of your album together with the shoelace.
7. Enlarge the design above, or choose another design; cut it from a contrasting color of foam, and glue in place.
8. Cut hinges the same color as the design and glue in place.



Letter Holder -

A WIRE coat hanger, a pinch type clothespin, a piece of board, and a few brads are all that are needed to make a handy letter or paper holder for Dad. Twist the coat hanger into any interesting abstract animal or bird, using the hook part as the head. Slip this hook through the clothespin middle. Add simple features with paint or ink. Fasten to a wooden base. Boys, especially, will enjoy fashioning this gift.

Make a card to go with the gift. Write a greeting on the inside, decorate the outside, and clip the card on the clothespin.



Checkerboard -

Materials:

9-in. square of $\frac{1}{2}$ -in. to $\frac{3}{4}$ -in. wood, red and black enamel, paint thinner, brush, ruler, pencil, $\frac{1}{2}$ -in. dowel, varnish, sandpaper.



Procedure:

1. Either cut the square of wood from scrap wood or order from a lumber yard. Sand both sides.
2. Mark off a checkerboard. A good plan to follow is to draw lines that divide the board in half. Then divide each side in 4 sections. Then turn the board around and draw lines the other way. The finished board will have 8 rows of squares.
3. Begin painting in the lower left hand corner. In the bottom row, paint the first, third, fifth, and seventh squares black. In the second row from the bottom, paint the second, fourth, sixth, and eighth squares black. The third, fifth, and seventh rows from the bottom should be painted the same as the first. The fourth, sixth, and eighth rows should be painted the same as the second. After the black paint has dried, paint the remaining squares red. If enamel seems to be too hazardous, felt-tip pens may be used to color the board. When the paint or ink has dried completely, give the board a coat of varnish. Let varnish dry thoroughly.
4. Cut the dowel into $\frac{1}{2}$ -in. sections. Each pupil will need 24 checkers. After he has finished his board, he may work on the checkers. Paint 12 red and 12 black. This may also be done with enamel or pen.

Dad Maps -

No matter what state you live in, here's an intriguing idea for Father's Day. Begin with two pieces of colored cardboard. Punch holes around three sides. With bright colored yarn or string, stitch the two pieces together. Have children write appropriate inscriptions on the front of the folders. Place a current state road map inside along with current brochures and any other informational material. Then wrap for "the greatest dad." He'll love it!

Pages 9-13 were prepared by:
Lottie Miles



Saint John the Baptist

(June 24)

On June 24, the people of the Island of Puerto Rico celebrate the feast of Saint John the Baptist as their Patron Saint. The celebration goes back to the discovery and colonization of the island that was originally named Saint John the Baptist by Christopher Columbus.

In 1637, the governor of the island, Don Iñigo de la Mata Sarmiento, had the cross-beam of the church rebuilt and a new fence built around the church. To honor St. John, the governor ordered a High Mass to be celebrated every year in perpetuity. With the religious celebration came the additional involvement of people in the city of San Juan.

On the eve of June 24, family, neighbors and friends, go to the beaches to wait for the dawn of the Day of Saint John the Baptist. Large bonfires are lit to light up the area on the beaches and at the same time keep mosquitoes away.

Legend says that if you dive backwards into the sea nine times you will have good luck during the whole year.

Many other superstitions are related to the celebration of the holiday. At that time, young ladies can do many things to foretell their future.

On the Eve of Saint John the Baptist:

1. On the eve of Saint John the Baptist, take three cloves of garlic, one unpeeled, one half-peeled, and one completely peeled. Put all three under your pillow when you go to bed. The next morning, without looking, put your hand under the pillow and pick one of the cloves. If you pick the one unpeeled, you will marry a rich man; half-peeled, it will be a man from middle class; and all peeled, you will marry a poor man.
2. Take three little papers, write on each the name of one of your admirers. Fold each paper well and put them in a glass of water. The next day, the paper that has unfolded the most, carries the name of the admirer you will marry.

3. Before a young lady goes to sleep, she will eat a salty, hard-boiled egg. In her dreams, the man that gives her water will be her future husband.
4. On the eve of Saint John the Baptist, a girl throws a bouquet of flowers in the street. The following morning the young man who picks the flowers up, will be her future husband.
5. Before going to bed, break a chicken egg and pour the white into a glass of water. The next morning the white of the egg will rise to the top creating some figures; those figures can be interpreted to mean: a church - death, a ship - travel, etc.
6. Take a seven grain pod of pigeon peas, put it under your pillow and you will dream about your future husband. (It is said, "Anything you dream on the eve of Saint John the Baptist, will happen.")

Other Superstitions:

1. If you cut your hair on the day of St. John the Baptist, it will grow very long.
2. If a person looks into a glass of water and sees their own shadow, they will live a long life; if they don't, they will die soon.
3. Children should be hit that day so they grow faster.
4. At sunrise, look into a mirror, whatever you see, will happen.
5. On St. John's Day, look into the river and along the sea shore because diamonds travel from the river to the sea.

In New York City, Bridgeport, Hartford and many other cities where there is a large concentration of Puerto Ricans, the feast of St. John the Baptist is celebrated.

Some communities select a queen for the festival and the churches sponsor several activities that involve the parishioners.

(Leonor Toro)

Learning From The Past

What can children learn by studying history? Will learning how famous people lived in the past help our children live better in the future? Will studying American and World history lead to a better job? Children sometimes ask similar questions. Indeed, they often can't see the usefulness of studying the past. But, the fact is that learning about the past can help our children prepare for the future.

The past can teach our children many different things. This month's three examples are: Helen Keller, Nathan Hale, and Cole Porter.



Nathan Hale



Helen Keller



Cole Porter

#1. HELEN KELLER and the Importance of Perseverance

A perfect example of what children can learn by studying the past is the story of Helen Keller. When she was only 19 months old, Helen Keller was stricken by a severe illness and fever that left her deaf and blind. Suddenly, the world was dark and silent. As a result of her hearing loss, she was also deprived of speech.

Unable to communicate, Helen Keller was totally helpless and dependent. Yet, in spite of her immense physical handicaps, Helen Keller learned to speak, to read Braille, and to write.

For nearly five years after her illness, Helen was a wild and unruly child. She kicked and scratched people when angry. She desperately needed to learn discipline and self-control. Her father, taking the advice of Dr. Alexander Graham Bell, wrote to the Perkins Institution for the Blind in Boston. The Institution sent Anne Sullivan to work with young Helen. Miss Sullivan was herself half-blind, but she was also specially trained to teach the handicapped. A strong-willed woman with extraordinary patience, Miss Sullivan was just the person needed to work with young Helen.

First, Miss Sullivan taught Helen obedience in order to control her unruly behavior. Miss Sullivan's next step was to begin teaching Helen words. Using a sort of alphabet, she spelled out words on Helen's hand - words that were associated with objects Helen knew by touch. Soon, Helen was connecting words with objects.

In the next three years, Helen had learned the alphabet and could read in Braille. A special typewriter enabled Helen to write.

Helen Keller even took lessons to learn to speak. By sixteen years of age, she could speak sufficiently well to enter school and, later, college. In 1904, Helen Keller graduated with Honors from Radcliffe. Throughout this period, Ann Sullivan, always at Helen's side, interpreted school lectures for her.

By persevering, by not giving up, by not being afraid to try or to fail, Helen Keller overcame her disabilities and became a world-famous author. She wrote with a grace and eloquence that few writers ever achieve.

But, ultimately, Helen Keller devoted her life to helping others with similar handicaps. She did this by giving lectures around the world. And of course, she wrote books and articles. She also became active in many organizations dedicated to helping handicapped people.

Today, thousands of people with disabilities can look to Helen Keller for inspiration, motivation, and hope. But, Helen Keller isn't just a model for the handicapped to learn from. All people, especially children, can learn a lot by reading about Helen Keller and her life.

For example, learning a new language - or simply learning how to read and write - is often a difficult and trying task for many children.

Of course, no one said that learning a new language or learning how to read and write would be easy. As a result, many children quit trying before they have fully mastered the material that they're attempting to learn. But, by studying the past, by reading about courageous people, like Helen Keller, children can learn the importance of perseverance and determination. They can learn the importance of trying and not being afraid to fail. By studying famous people, they'll discover role models and heroes - people that can inspire them and motivate them.

Helen Keller was born in Tuscumbia, Alabama, on June 27, 1880. She died in 1968, leaving behind her many great books that we can all learn a lot from. They include: The Story of My Life (1902), Optimism (1903), The World I Live In (1908), The Song of the Stone Wall (1910), Out of the Dark (1913); My Religion (1929), Midstream: My Later Life (1930), Helen Keller's Journal (1938). and Teacher: Ann Sullivan Macy (1955).

Sources for biographical information: The Story of My Life by Helen Keller: Dell Publishing Co., Inc. and The World Book Encyclopedia.

Helen Keller Creative Activities:

1. Ask your students to write a short paragraph or two explaining what they can learn from the past.
2. Ask them how they feel about Helen Keller. What did they learn from her?
3. Discuss the following proverbs. Then ask each student to explain - in his own words - the meaning of each proverb.
 - A journey of a thousand miles begins with a single step.
 - You never know what you can do until you try.
 - If at first you don't succeed, try, try again.
 - Nothing ventured, nothing gained.
 - Practice makes perfect.

Helen Keller Word Game

Pick the words or phrases which best describe Helen Keller.

motivated

unmotivated

determined

a worker

lazy

persevering

brave

nothing's impossible

everything's impossible

never quits trying

never gives up

gives up easily

an early quitter

strong-willed

weak-willed

a can-do, will-try-anything, person

a can't do, why-bother-trying, person,

full of desire and energy

no desire, no energy

hopeful

without hope

#2. NATHAN HALE and the Meaning of Patriotism

What is patriotism? Is it an abstract concept that means many things to many people? And if so, then how do we explain to children what it means to be patriotic?

Examples from history are an excellent way to explain this difficult concept. And the story of Nathan Hale is an outstanding example of patriotism.

Nathan Hale was one of America's first great patriots. During the Revolutionary War, he gave his life while trying to help the American colonies defeat the British. The British hanged Hale as an American spy. He was only 21 years old at the time.

Ever since that fateful day, Americans have admired the courage and loyalty of Hale. For many Americans, Nathan Hale showed what it means to be a true patriot. Hale's altruism, his love for country, and his willingness to die for his country, are all fine examples of patriotic behavior.

Born on June 6, 1755, in Coventry, Connecticut, Hale grew to be a strong and healthy young man. But, he also had a good mind. Eventually, he went to college where he proved that a young man could be both a good student and a good athlete.

After graduating, Hale went on to teach school at East Haddam and, later, New London, Connecticut. Although Hale was popular with his students, he was deeply moved by the American Revolution. He strongly believed in freedom for the Colonies.

Excited by the Revolution, Hale joined the Connecticut militia. On July 1, 1775, he was made a lieutenant. He proved to be an excellent soldier and leader. He would soon prove to be a great patriot, too.

General George Washington was making new battle plans against the British and desperately needed information about the enemy position. A volunteer was needed to go behind the British lines to gather the information.

At first, no one volunteered. But, on the second request, Hale (now a captain), offered to undertake the mission. Hale knew it would be a dangerous task. But, he also knew how badly General Washington needed information about the enemy.

Posing as a schoolteacher, Hale managed to pass through enemy lines. He then gathered the maps and information that Washington needed. Hale had almost made it back to his own lines, when suddenly he was seized by the British. Accused of spying, the British General, William Howe, sentenced young Hale to hang the following day, September 22, 1776.

Before his execution, however, Hale spoke the words that have inspired Americans to acts of heroism and patriotism for over 200 years. Hale's famous last words were: "I only regret that I have but one life to lose for my country."

Examples such as the story of Nathan Hale, help teach children difficult concepts like patriotism, loyalty, freedom, and liberty. But one example, by itself, may not always be sufficient to fully explain an abstract idea such as patriotism. By reading about Nathan Hale, children learn that a patriot loves and supports his country. And that a patriot may even die for his country. But, by reading about other famous people, in addition, children will learn that patriotism also means being a good citizen, voting in elections, and helping other members of the community.

Learning from the past means learning by example. And, of course, the more examples a child has to learn from, the more ways he can look at a difficult concept to develop a true understanding of it.

Sources for biographical information: The New Book of Knowledge
The World Book Encyclopedia.

Hale Creative Activity

1. Discuss what it means to be a patriot. Ask each student to give several examples.
2. Ask the students to explain how examples from history help them to understand difficult ideas, such as patriotism, freedom, loyalty, and liberty.

Hale Word Game

Locate the words listed below in the word search puzzle. Words can be found horizontally, vertically, diagonally, and backwards.

A G N I D N E F E D
W S Y N G N I T O V
A P C O U N T R Y E
S A H I E P A S T V
H N A T H A N M L O
I L L U E T A I A L
N E E L R R C N Y H
G A F O O I I D O A
T R G V K O R W L N
O N H E L T E I D G
N J I R M N M A P S
C I V I C O A P S R
Q H S I T I R B T W
C O M M U N I T Y X
Q Z S E L P M A X E

1. AMERICAN
2. BRITISH
3. CIVIC
4. COMMUNITY
5. COUNTRY
6. DEFENDING
7. DIE
8. EXAMPLES
9. HALE
10. HANG
11. HERO
12. HOWE
13. LEARN
14. LOVE
15. LOYALTY
16. MAPS
17. MIND
18. NATHAN
19. PAST
20. PATRIOT
21. REVOLUTION
22. SPY
23. VOTING
24. WASHINGTON

#3. COLE PORTER and the Importance of Discovering Hidden Talent

Born on June 9, 1893, in Peru, Indiana, Cole Porter was one of America's greatest songwriters of popular music. A man of extraordinary talent, Porter composed the music and wrote the lyrics for most of his songs. Well-known Cole Porter songs include: "Night and Day", "Begin the Beguine", and "What Is This Thing Called Love?".

Porter also wrote many musical comedies such as Can-Can, Anything Goes, Silk Stockings, and Kiss Me Kate.

A graduate of Yale University, Porter later enrolled at Harvard to study law. But, he soon switched to music, a field in which he would prove to be blessed with immense natural talent. He began studying composition at Harvard and in Paris. By 1916, while still in his early twenties, he had written his first musical comedy, See America First.

Imagine the beautiful songs that the world would have missed if Cole Porter had never discovered his talent for songwriting. Now, imagine how many children have talent like Cole Porter who will probably go undiscovered. The problem: What can we do to make sure that every child is given the opportunity to discover the natural talent that he or she may be gifted with?

The answer is the same for everyone: Learn and experience as much as you can about as many different things as you can. Hopefully, hidden talent will then have a chance of being discovered.

Cole Porter died in 1964.

Source for biographical information: The World Book Encyclopedia

Cole Porter Creative Activity

Ask each student to write a song about the month of June or any other interesting subject.

Cole Porter Word Game

The following words are all spelled incorrectly. Spell them correctly.

- | | |
|-------------|----------------|
| 1. COMPOZER | 7. UNAFERSITY |
| 2. TALINT | 8. TWONTIES |
| 3. DISCOVAR | 9. EXTRADINARY |
| 4. LRYACIST | 10. POPYULA |
| 5. MUZIK | 11. NETURAL |
| 6. HARFORD | 12. BOOTIFULL |

ANSWERS:
1. composer 2. talent 3. discover 4. lyricist 5. music 6. Harvard 7. university 8. twenties 9. extraordinary 10. popular 11. natural 12. beautiful

Pages 16-24 were prepared by:
Ron Weissman
Curriculum Specialist

BLACK MEN HELPED BUILD AMERICA

Black men have been directly and constructively involved in the building of America. In 1619, Blacks were brought to America as slaves. Their labor in the tobacco and cotton fields helped make this country a great commercial nation. Many blacks have risen to claim for themselves positions of respect and dignity in all facets of American life.

Their contributions to America's way of life, range from labor exacted in slavery to participation in national politics. They range from pioneer exploration to modern inventions, from early healing skills to highly trained surgery and from isolated farming to international statesmanship.

Let's look at some of their accomplishments.

FAMOUS BLACK AMERICANS




Crispus Attucks

Crispus Attucks has gone down in history as the first martyr of the Revolution.



Dr. Charles Drew

The most important bank ever to be established was organized and initiated by a Black man, Dr. Charles Drew. This bank is the Blood Bank.




Dr. Ralph Johnson Bunche

Dr. Ralph J. Bunche became the highest ranking Black American in the United Nations when he was appointed under secretary for special political affairs. In 1950, he was awarded the Nobel Peace Prize for his work in the interest of International Peace.



Langston Hughes

Although Langston Hughes was primarily a poet, there is hardly a vehicle of writing - poems, songs, novels, biographies, essays - that has not been utilized by Langston Hughes.



Jack Johnson

Jack Johnson was the first Black fighter to win the world heavyweight boxing championship.

Norbert Rillieux

Norbert Rillieux was given credit for building a sugar refining machine.



James Beckwourth

James Beckwourth was one of the greatest of that group of men known as the Mountain Men.



W.E.B. DuBois

W.E.B. DuBois was an author and historian who led the battle for full equality. He also founded the N.A.A.C.P. (National Association for the Advancement of Colored People)



What Is A Vacation?

As Ann entered her classroom one June morning, she held up a road map which she was carrying. "My mother and father and I were looking at this map after breakfast," she told her teacher. "We were planning our vacation. I can hardly wait!"

"Where are you going on your vacation?" asked Miss Morgan.

"To Colorado. My aunt and uncle live there, and there are mountains, and streams where Daddy can fish, and some big cities and -"

"Stop!" laughed Miss Morgan. "Colorado must be a very good place to go, but what does your map show?"

"Daddy marked the roads we will take with a red pencil. Here, I'll let you see just where we're going!"

Ann unfolded the map. The rest of the class crowded around her.

"Here is where we are now!" Ann pointed to a large red X. "And here is where we are going." There was another, even larger, X. "And here are the roads we'll take." She traced a long red line with her finger.

"That's a lot of riding," said Billy. "I don't like to ride very far."

"Oh, we always make up games to play in the car," said Ann.

"We play car games even when we just go for rides on Sundays," Joyce said. "We use cookie sheets for lap boards."

"I'm not going to have a vacation," said Tommy. "My father took his vacation two months ago. Mother went with him, and I stayed with my grandmother because I had to go to school."

"You'll be on vacation even if you don't go anywhere, because it's vacation when you don't go to school," said Steve.

"You have to go somewhere," interrupted Mike. "It isn't a real vacation unless you go somewhere."

Miss Morgan laughed. "You are having a vacation whenever you are not doing what you usually do. We think of Saturdays and Sundays as a sort of vacation, don't we?" The class nodded.

"And we have vacation at Thanksgiving and Christmas and Easter," added Patty. "We don't always go away from home, but we call it vacation anyway."

"That's right!" Most of the children nodded their heads again.

"Well, I want to do something special for vacation," said Mike. "But you can't if you just stay home."

"Let's see if we can help Mike think of something special to do for vacation," said Miss Morgan. "I'll make a list on the chalkboard as you think of things."

"We can go swimming," said one boy, "and we can go to the library and get books to read."

"We can go to the park on picnics with our family and friends," said a girl.

"We can ride our bikes and go to the summer playground," said someone else.

"I guess I could go to the zoo and the museum," said Mike, feeling better.

"I collect all kinds of rocks in the summer. I find them by the creek near our house and down by the river when our family takes a walk together," said Jim.

"I hunt for crayfish," reported a shy little girl.


"My, we have quite a long list already!" said Miss Morgan. "Shall we stop now and add to it later?"

SAFETY FIRST

Habits of safety are even more important during vacation than during the school year. Some way to pull the child up short when danger threatens is desirable. Perhaps catchy rhymes like advertising slogans will help.

- . If a swing could shout,
It would call, "Look out!"
- . Pretend the road's edge
Is a mountain ledge.
- . If you can't swim
Don't tumble in!
- . Sharp tools
Aren't for fools.
- . When dogs play
Keep away!
- . All a sneezer needs
Is weeds!




LET children help you make a giant wall display in the shape of a sun. It should invite each youngster to develop a special interest this summer. If someone in the class is already proficient at macrame, for instance, hang one of his finished products on the display. This may inspire would-be craftsmen to design their own pieces of art - or even to start a summer group. Point out how new interests can develop from everyday surroundings. Children could cultivate a vegetable garden where unsightly weeds once grew, or paint colorful animal figures on interestingly shaped rocks.



Pages 25-30 were prepared by:
Lottie Miles, Curriculum Specialist
Bridgeport Board of Education

MATH CORNER

José, Juan, and Lamar are the kids who live in houses 1, 2 and 3.



José does not live in house 2.



Lamar does not live in house 3.



Juan lives next to José.

In which houses do José, Juan, and Lamar live?

ANSWER: José - House 3
Juan - House 2
Lamar - House 1

FIND THE PATTERN. COMPLETE THE TABLE.

START	6	2	8	4	7	1	5	3
ADD	+3	+5	+2	+6	+4	+9	+8	+7
SUM	9	7						
SUBT	-3	-5	-2	-6	-4	-9	-8	-7
FINISH								



I'm thinking of a circle.

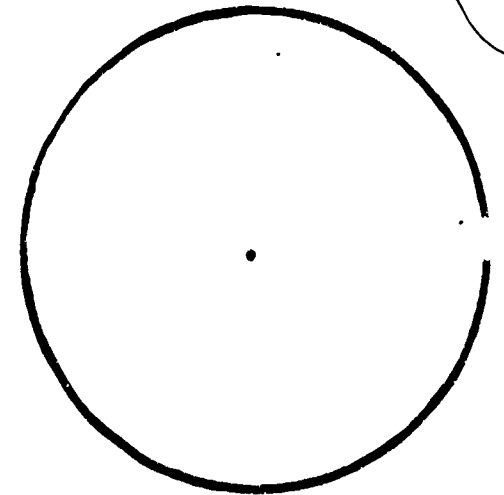
$\frac{1}{2}$ of it is BLUE.

$\frac{1}{4}$ of it is ORANGE.

$\frac{1}{8}$ of it is RED.

The rest of it is GREEN.

Help me color the circle.

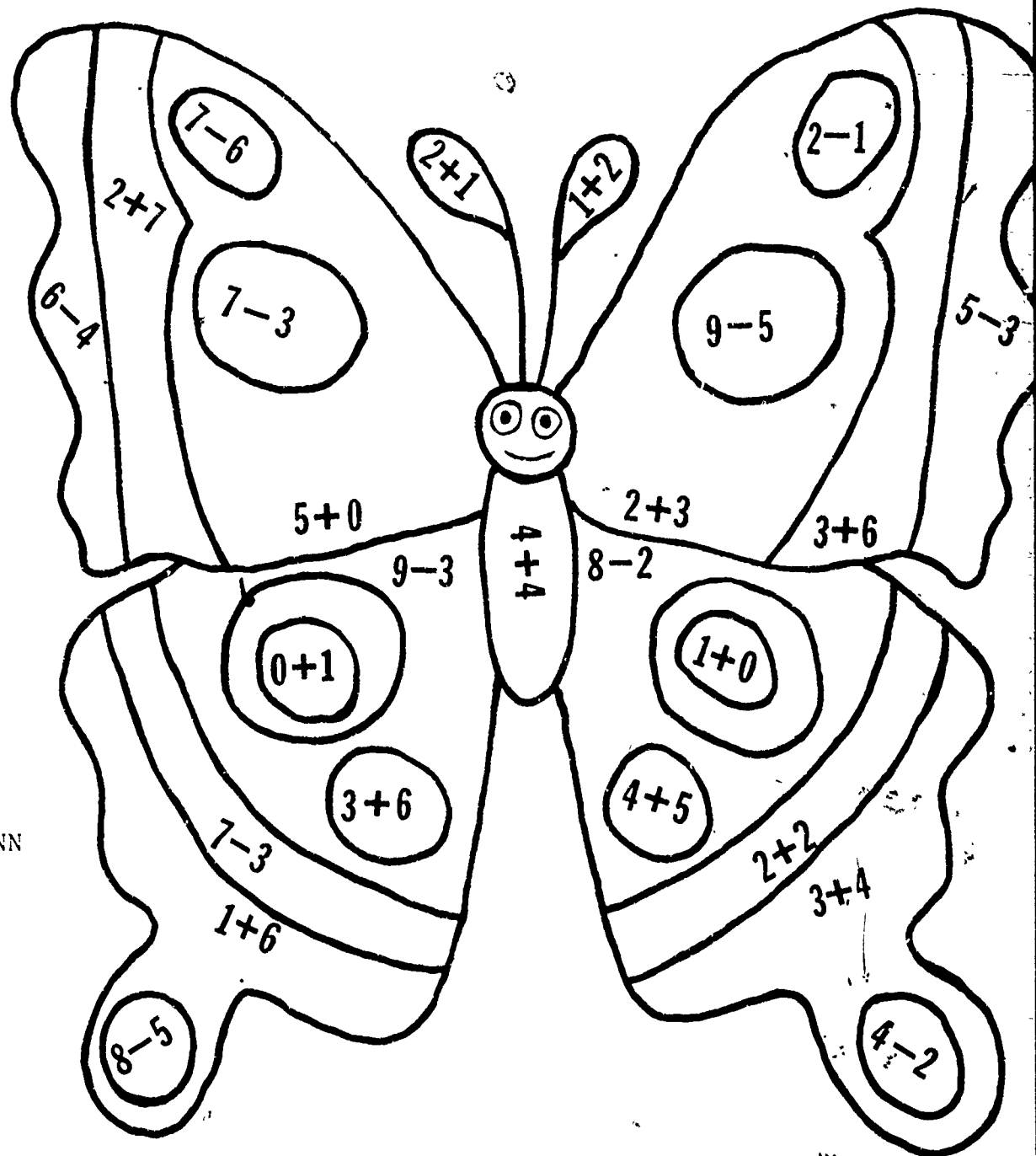


71

72

COLOR BY NUMBERS:

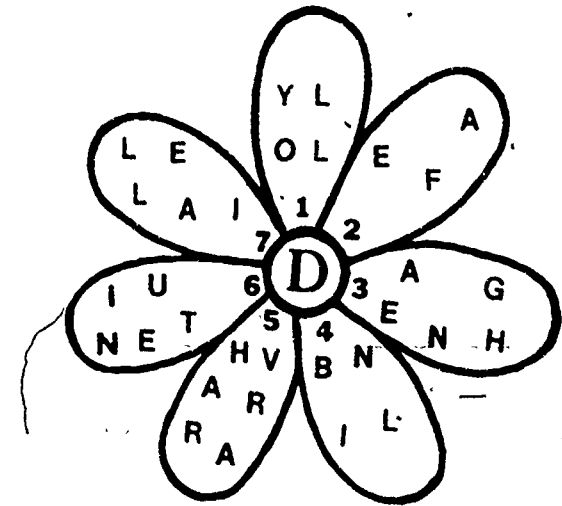
- 1-orange
- 2-red
- 3-green
- 4-purple
- 5-yellow
- 6-black
- 7-grey
- 8-brown
- 9-blue



Pages 31-35
were prepared by:
Leroy Dupee
Math Director
Bridgeport, CONN

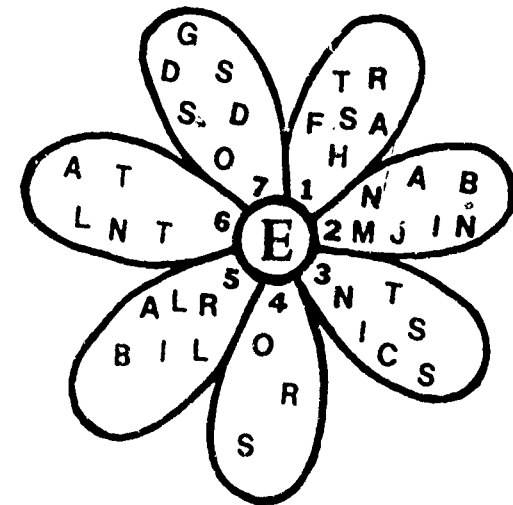
There are scrambled letters in each daisy petal. Add the letter from the center to each group of letters to make seven words for each daisy. (Use the definitions as clues to help you unscramble the letters and make words.)

1. Frank ----- Wright, architect.
2. Helen Keller was -----.
3. Nathan Hale was ----- for spying.
4. Helen Keller was also -----.
5. Cole Porter studied composition at -----.
6. Fifty delegates signed the ----- Nations Charter.
7. D-day: ----- troops landed in Normandy.



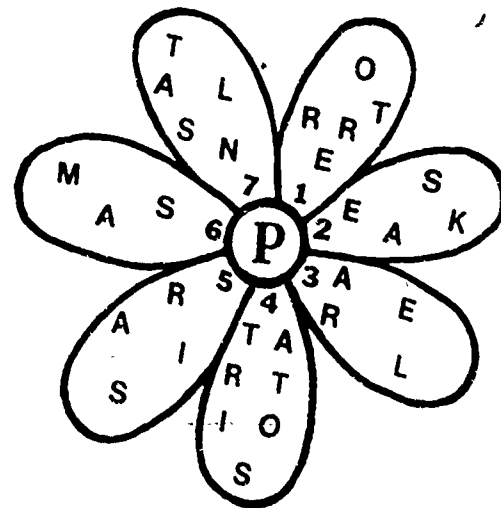
ANSWERS: 1. Lloyd 2. deaf 3. hanged 4. blind 5. Harvard 6. United 7. allied

1. June 19th is a day set aside for -----.
2. ----- Franklin: inventor and statesman.
3. Mosquitos and other ----- come out in June.
4. The flower for the month of June is the -----.
5. Helen Keller learned to read in -----.
6. Cole Porter had a hidden -----.
7. Juno was a -----.



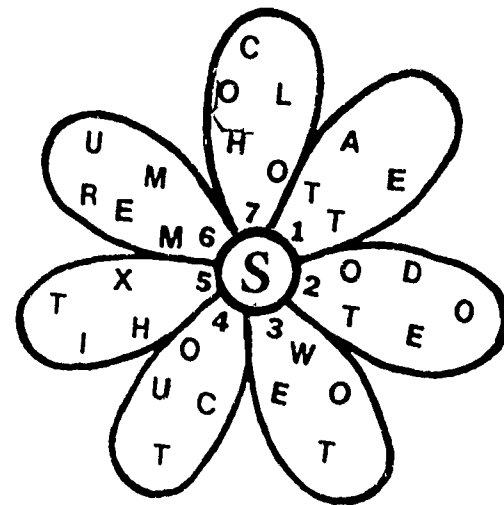
ANSWERS: 1. fathers 2. Benjamin 3. insects 4. rose 5. braille 6. talent 7. goddess

1. Cole ----- was an earlier popular songwriter.
2. Helen Keller could not -----.
3. The birthstone for June is the -----.
4. Nathan Hale was one of America's first great -----.
5. Mr. Porter studied composition in -----.
6. Nathan Hale gathered ---- for General Washington.
7. ----- thrive in June weather.



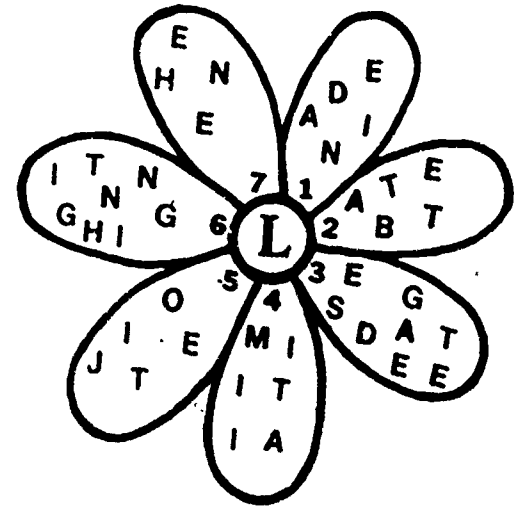
ANSWERS: 1. Porter 2. speak 3. pearl 4. patriots 5. Paris 6. maps 7. Plants

1. Florida was the 16th -----.
2. ----- claimed Florida for Spain.
3. Author of Uncle Tom's Cabin, Harriet Beecher -----.
4. If Daniel Beard founded your club, you are a Boy -----.
5. June is the ----- month.
6. June is the beginning of -----.
7. June usually means the end of -----.



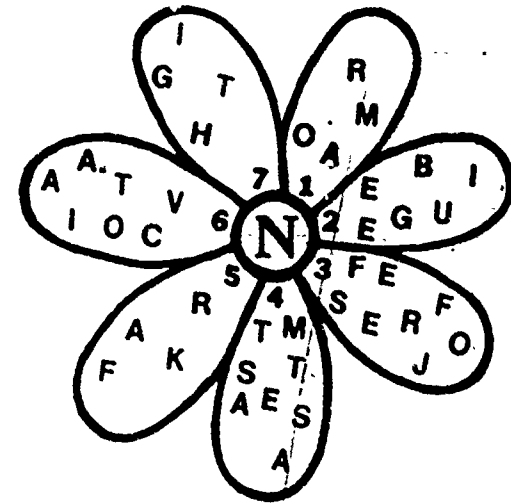
ANSWERS: 1. state 2. Desoto 3. Stowe 4. Scout 5. sixth 6. summer 7. school.

1. ----- Beard; Boy Scouts of America founder.
2. ----- of Bunker Hill.
3. ----- of 50 countries signed United Nations Charter.
4. Nathan Hale was a member of the Connecticut -----.
5. ----- explored the upper Mississippi River.
6. Benjamin Franklin proved ----- is electricity.
7. A student of Anne Sullivan's was ----- Keller.



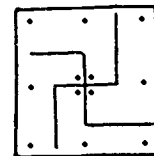
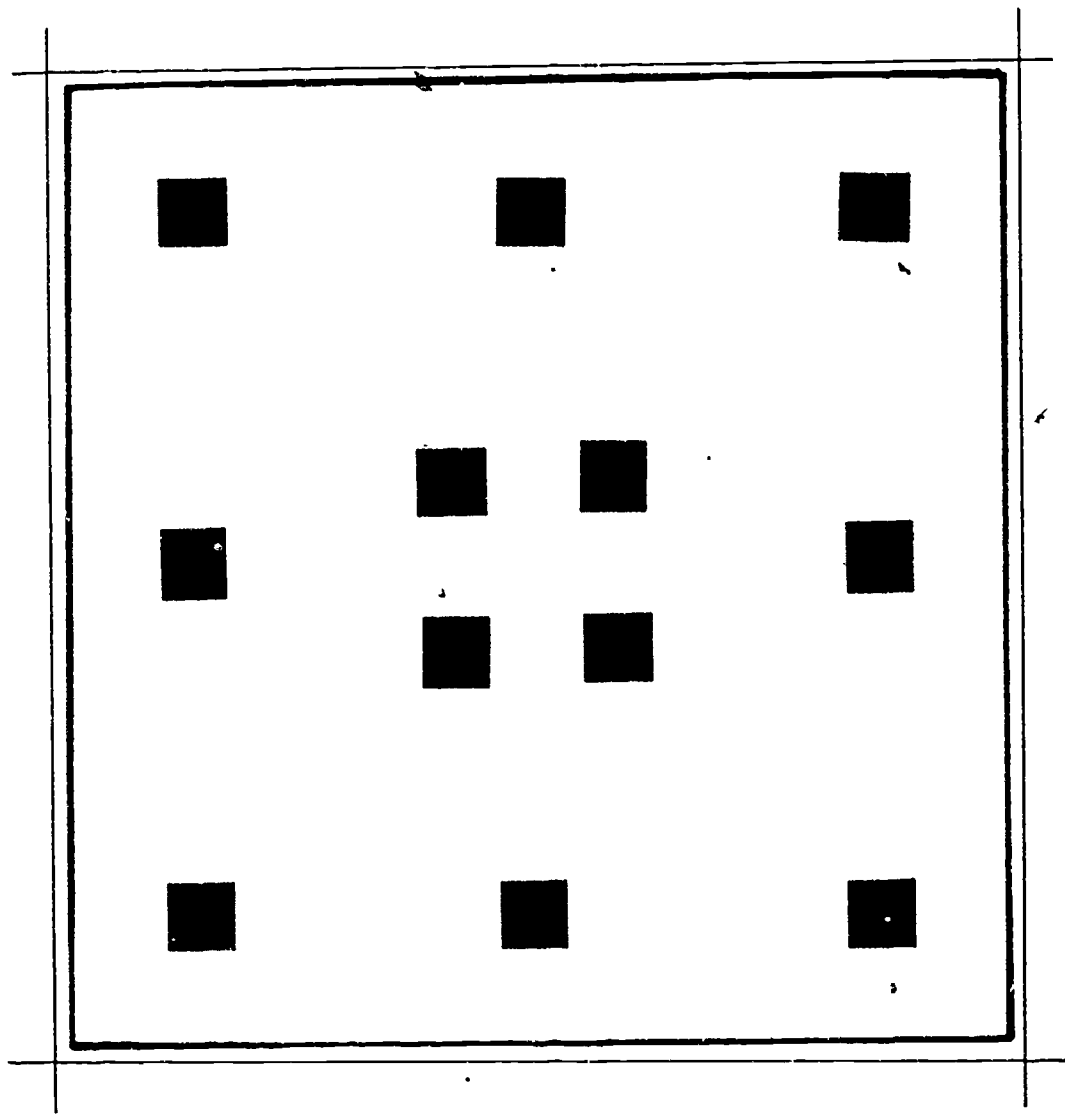
ANSWERS: 1. Daniel 2. Battle 3. Delegates 4. militia 5. Joliet 6. Lightning 7. Helen

1. June was named after a ----- goddess.
2. Cole Porter wrote "Begin the -----."
3. ----- Davis was born in 1808.
4. Mr. Davis was an american -----.
5. ----- Lloyd Wright; architect.
6. June is usually the start of summer -----.
7. Cole Porter also wrote "----- and Day."



ANSWERS: 1. Roman 2. Beguine 3. Jefferson 4. statesman 5. Frank 6. vacation 7. Night

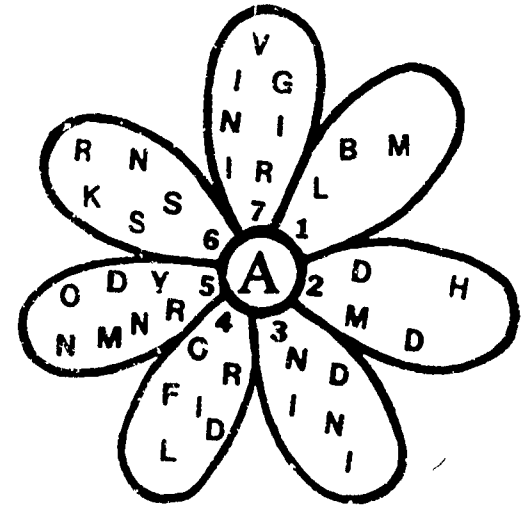
Draw lines to divide this square into four equal sections. The four sections must be the same shape. Each section must contain three small squares.



Answer

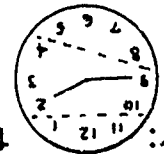

In this flower, the center letter may be used more than once to make a word from the scrambled letters in the petals. (EXAMPLE: Alabama)

1. Helen Keller was born in Tuscumbia -----.
2. Nathan Hale taught school at East -----, Connecticut.
3. Cole Porter was born in Peru, -----.
4. DeSoto claimed ----- for Spain.
5. D-day: Allied troops landed in -----.
6. ----- was the 25th state.
7. West ----- was the 35th state.



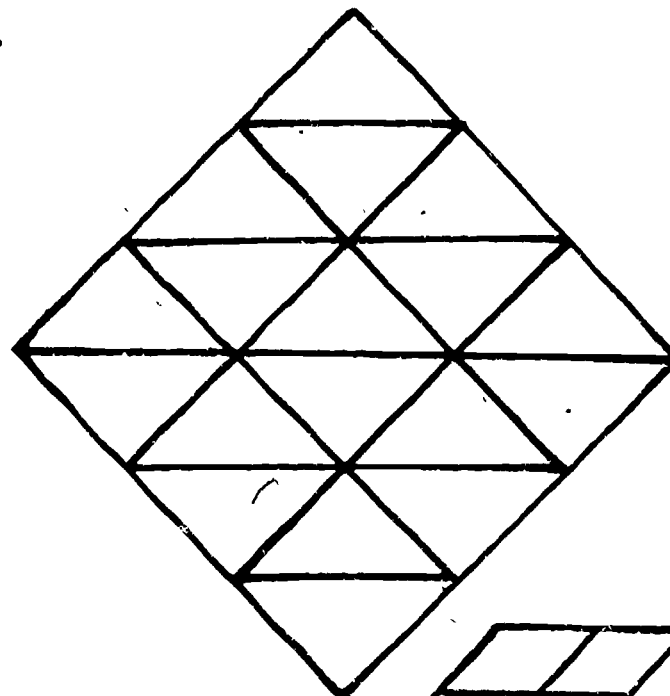
ANSWERS: 1. Alabama 2. Haddam 3. Indiana 4. Florida 5. Normandy 6. Arkansas 7. Virginia

Divide the face of this clock into three parts by drawing two straight lines. There must be four numbers in each part. The numbers in each part must add up to 26.



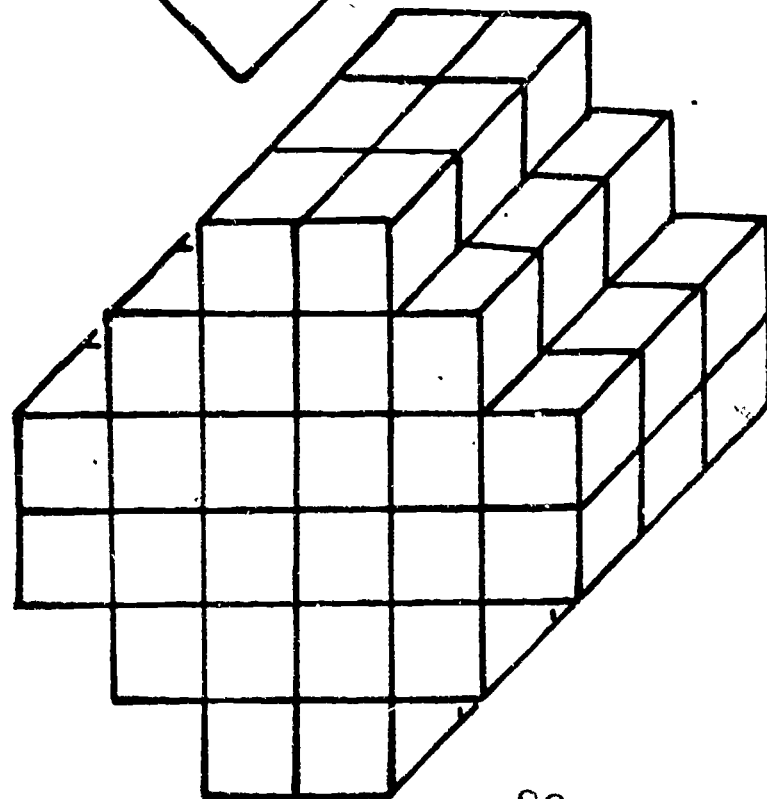
Answer: 1:45

How many triangles can you count in this shape?



Answer: 28

How many blocks can you count in this shape?



Answer: 72

Pages 36-41 were prepared by:
John Tower

Dr. Patrick Procter, Reinaldo Matos, David Carter, James Connelly, Michael Koperwhats,
Juan Lopez, Joseph Rutkosky, William Tinkler, Roberto Rodríguez, Alexander Norwood,
Neville Rosa, Leroy Dupes, Paul Nishball, Richard Fahey, Charles Zarcarro, Robert Eaton,
Peter Rivera, Christopher Main, Lionel Santos, Arthur Kertzman, Brendan F. Shehan,
Alejandro Jiménez, Don A. Summers, David A. Bruno, Martin Piccirillo, Richard D'Angelo,
Ray Gooding, James McNabola, Thomas K. Noble, Robert S. Avery, Robert J. Moore,
Francisco Echevarría, Robert Glenn, Ronald Kozuch, Harold Blumenthal, Steve Munzi,
Valentín Tirado, José Aponte, Thomas Pepe, William Jassey, Gerald Tirozzi,
William Papallo, Hernan LaFontaine

A Salute To Fathers And Educators