

DOCUMENT RESUME

ED 223 254

IR 050 011

AUTHOR Robertson, Cameron D.
 TITLE An Evaluation of CATALIST, 2nd Edition.
 INSTITUTION California State Library, Sacramento.
 SPONS AGENCY Office of Libraries and Learning Technologies (ED),
 Washington, DC.
 PUB DATE 82
 NOTE 60p.
 PUB TYPE Reports - Research/Technical (143) --
 Tests/Evaluation Instruments (160)

EDRS PRICE MF01/PC03 Plus Postage.
 DESCRIPTORS Academic Libraries; Cataloging; *Computer Output;
 Microfilm; *Interlibrary Loans; Library Cooperation;
 Library Networks; Microfiche; Online Systems; *Public
 Libraries; Questionnaires; Special Libraries; Tables
 (Data); *Union Catalogs
 IDENTIFIERS *California; Machine Readable Data

ABSTRACT

This evaluation of the California Title-Author List (CATALIST), second edition, a union catalog on microfiche published from computer output microform tapes which contains location records for approximately 700,000 titles held in 152 public, academic, and special libraries throughout California, is presented as a means of assessing progress to date and providing information for future planning for three interrelated statewide resource sharing projects involved in the creation and distribution of CATALIST: the California Database-Monographs Project, the Statewide Data Base Program, and the Finding List Project. The evaluation effort includes an analysis of the contents of CATALIST, a general survey of all 251 CATALIST users to obtain usage and effectiveness perceptions, and further collection of data from CATALIST users to ascertain the hit rate of all finding tools used during the interlibrary loan (ILL) search process. In terms of content, CATALIST is determined to be public library oriented. It is further shown that CATALIST receives widespread use in support of interloan services and that it is effective and easy to use. Areas for improvement, notably inclusion of more titles and more evenly distributed geographic coverage, and a variety of factors influencing the future of CATALIST are identified. The report concludes with three appendices: samples of the general survey and data collection forms, and a list of comments received on the impact of CATALIST upon ILL patterns of individual libraries or systems. (ESR)

 * Reproductions supplied by EDRS are the best that can be made *
 * from the original document. *

U.S. DEPARTMENT OF EDUCATION
NATIONAL INSTITUTE OF EDUCATION
EDUCATIONAL RESOURCES INFORMATION
CENTER (ERIC)

This document has been reproduced as
received from the person or organization
originating it.

Minor changes have been made to improve
reproduction quality.

- Points of view or opinions stated in this docu-
ment do not necessarily represent official NIE
position or policy.

An Evaluation of
CATALIST, 2nd Edition

by Cameron D. Robertson,
Library Systems Specialist,
Library Development Services Bureau
California State Library

This publication is supported in part by the U.S.
Office of Libraries and Learning Technologies,
Department of Education, under the provisions of
the Library Services and Construction Act.

CALIFORNIA STATE LIBRARY
Sacramento, 1982
Gary E. Strong, State Librarian

"PERMISSION TO REPRODUCE THIS
MATERIAL HAS BEEN GRANTED BY

C. Clark

TO THE EDUCATIONAL RESOURCES
INFORMATION CENTER (ERIC)."

ED223254

2050011

An Evaluation of CATALIST, 2nd Edition

Table of Contents

<u>Section</u>	<u>Page</u>
Introduction.....	1
Executive Summary.....	2
Background.....	4
Contents Analysis - Findings.....	7
Contents Analysis - Summary.....	15
General Survey - Findings.....	16
General Survey - Summary	28
Hit Rate Survey - Findings.....	29
Hit Rate Survey - Summary.....	33
Conclusions and Implications.....	34
Implications for the Future of CATALIST.....	36
Appendix A - General Survey Responses.....	38
Appendix B - Hit Rate Survey Instructions and Forms.....	44
Appendix C - Comments in Response to Question 13.....	48

Evaluation of CATALIST, 2nd Edition

- Introduction

During the Fall of 1981 and the early part of 1982 the California State Library conducted an evaluation of the 2nd Edition of the microfiche finding list, CATALIST, as means of assessing the progress of several statewide library resource sharing projects, notably the Library Services and Construction Act (LSCA) funded California Database - Monographs project, the California Library Services Act (CLSA) Statewide Database program, and the LSCA funded Finding List project. This report presents the results of the evaluation effort.

The evaluation was divided into three major areas of investigation:

- (1) An analysis of the contents of the 2nd Edition to determine the scope and comprehensiveness of the information contained in the finding tool.
- (2) A general survey of all known purchasers of CATALIST, 2nd Edition to determine the amount and type of use, the perceived effectiveness of the tool, and the degree to which potential problems attendant on the construction of large, batched, bibliographic databases affected the usefulness of the finding list.
- (3) A hit rate sample to provide a quantitative measure of the performance of the finding tool in comparison to other location finding methods and tools available in the state. In addition statistical data on public libraries available at the State Library was also analyzed and correlated with the results of the three major lines of inquiry.

It should be noted that all of the data and findings presented in this report refer, unless otherwise noted, to the 2nd Edition of CATALIST (the 3rd Edition was published in March, 1982) and/or to the period October to December 1981 (the time period of the general survey and hit rate sample).

Acknowledgement is made to Karl Pearson and Catherine Fine of the California Library Authority for Systems and Services (CLASS) for their invaluable assistance in much of the work that forms the basis of the contents analysis section; to the several members of the California Library Services Board who aided in the development of the survey instruments; to Katherine Page, then of the 49-99 Cooperative Library System for her help and advice; to Linda Downing of California State University, Sacramento for her assistance and advice on the use of the Statistical Program for the Social Sciences (SPSS); and especially to the many librarians who gave so much time and thought to completing the surveys.

Evaluation of CATALIST, 2nd Edition

Executive Summary

Purpose of the evaluation:

During the Fall of 1982 and the Winter of 1982 the California State Library conducted an evaluation of the microfiche finding tool, CATALIST, then in its 2nd Edition, as a means of assessing progress to date, and providing information useful to future planning, for three interrelated statewide projects: (1) the LSCA-funded California Database-Monographs Project; 2) the CLSA-funded State-wide Data Base Program; and 3) the LSCA-funded Finding List Project.

Objectives of the Evaluation Effort:

- 1) To determine the scope and coverage of the 2nd Edition as a means of assessing progress in the building of the database.
- 2) To determine the amount and types of use of the 2nd Edition in libraries.
- 3) To determine the perceived effectiveness and value of the 2nd Edition in support of various library activities.
- 4) To determine if any significant problems, as perceived by CATALIST users, had detracted from the use or effectiveness of the finding tool.

Methodology:

The evaluation effort was divided into three main elements: 1) An analysis of the contents of the 2nd Edition, including random samples of actual listings; 2) A general survey of all CATALIST users to obtain usage and effectiveness perceptions; and 3) A survey of CATALIST users to determine the hit rate of all finding tools then in use in their individual libraries.

Results & Findings:

- Both in terms of content (almost 98%) and use (over 98%) CATALIST, 2nd Edition is a public library oriented finding tool.
- Compared to an estimate of the total public library holdings in the state, the 2nd Edition contained over 12% at the time of publication.
- Individual public library systems and individual libraries varied widely in representation in the finding tool.
- Titles were well distributed by publication date.
- Recent (1979/80 imprints) titles had considerably more (17.9) locations per title than the average (3.1) for the publication as a whole.
- CATALIST, 2nd Edition was used at a rate of over 96,000 uses annually.
- Over 86% of 2nd Edition usage was in support of interloan activities.
- On a scale of 1 to 10 the 2nd Edition received a 7.4 effectiveness rating in support of interlibrary loan.
- On a scale of 1 to 10 the most significant (4.6) problem identified by users was lack of titles.
- The 2nd Edition achieved an overall hit rate of 61%, ranking it third among the finding tool categories measured.
- Local libraries exhibit a marked preference for searching local or regional finding tools first in attempting to locate requested items, even though such tools are not as comprehensive as national or statewide catalogs, probably because local communication and delivery arrangements are faster and/or cheaper.

- The 2nd Edition recorded a 29% local (delivery area) hit rate during the sample period - higher than any other national or statewide finding tool included in the survey.

Conclusion:

The 2nd Edition of CATALIST received widespread use in support of interloan services and was found to be effective and easy to use. Areas for improvement were identified, notably in regard to greater comprehensiveness (i.e., more titles) and more evenly distributed geographic coverage. Many factors will influence the future of CATALIST, including the capability of microform technology to provide practical access to large files, the extent to which local library jurisdictions are able to implement new technology that may provide more rapid and cost-efficient interlibrary loan access to their collections, and the availability of funding to support cooperative library resource-sharing efforts. Whatever the future may hold, the 2nd Edition of CATALIST provided valuable and effective support for cooperative lending services in California's public libraries and will serve as an invaluable benchmark against which future plans and activities can be measured.

Evaluation of CATALIST, 2nd Edition

Background

CATALIST (California Title-Author List) was first published in a Pilot Edition in the Fall of 1979. Following the resolution of technical processing problems revealed in the Pilot Edition the first full edition was published in the Spring of 1980. The 2nd Edition, which is the subject of this evaluation, was published in March of 1981. The 3rd Edition was published in March of 1982.

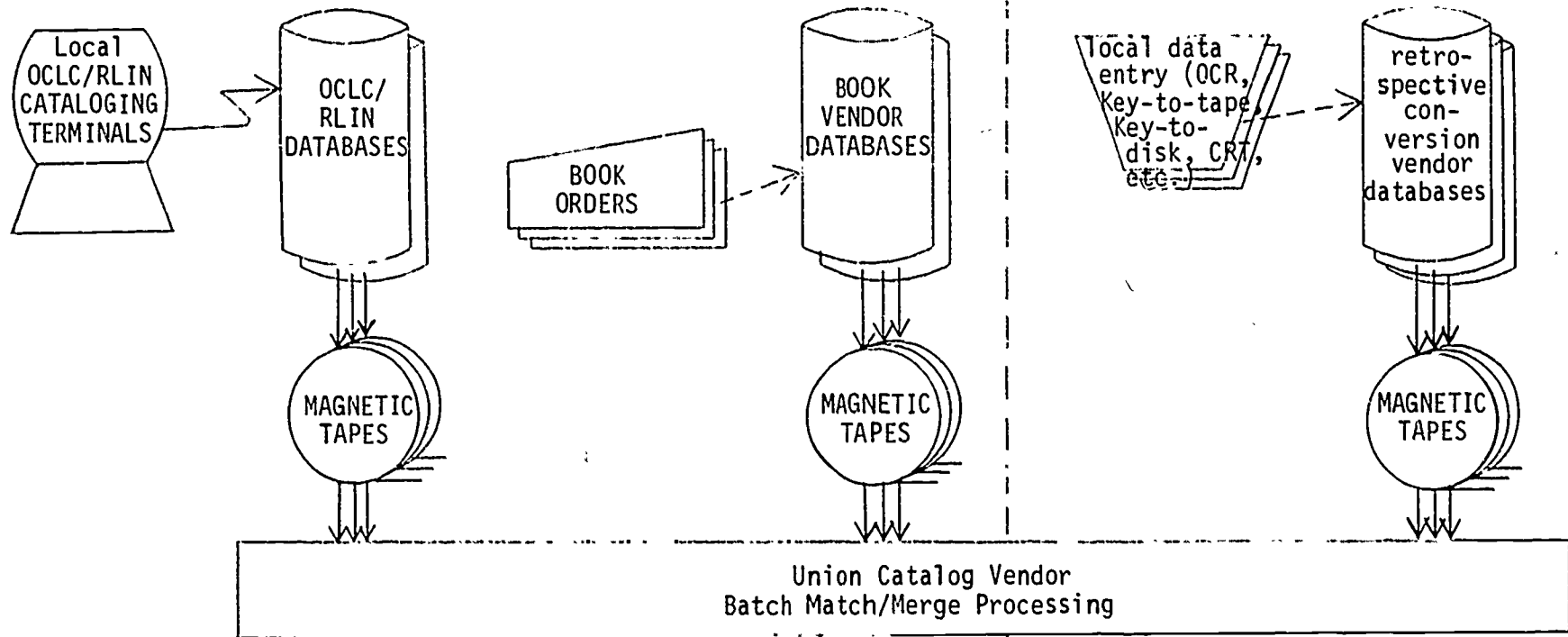
CATALIST is the final output product of a batched offline merge of machine-readable bibliographic records drawn from a variety of sources: (1) Under the state funded California Statewide Database program (a component program of the California Library Services Act) bibliographic records of participating public libraries throughout the state are collected in the form of magnetic tape copies of their current (1978+) acquisitions. These machine readable records are obtained from two major sources - a) archival tapes representing local public library cataloging done by means of the two major online bibliographic utilities in widespread use in California (OCLC (the Online Computer Library Center) and RLIN (the Research Libraries Information Network)); and b) magnetic tapes of the MARC records of books ordered from two major book vendors (Baker & Taylor and Brodart) by participating public libraries who are not currently using the cataloging utilities. (2) Under the federally funded (LSCA) California Data Base - Monographs (CDB-M) project the machine-readable retrospective records of a) several public libraries, and b) a few academic and special libraries, and c) a portion of the California Union Catalog have been added to the database and published in CATALIST.

These records represent the results of a wide variety of retrospective conversion techniques including both online and offline methods and are selected annually for inclusion on the basis of the availability of funds to pay for processing, the desirability of the files themselves, and the availability of machine-readable records in a format reasonably compatible with that of the masterfile.

Once records have been collected they are matched against MARC files (if not already in MARC format), duplicates eliminated, and then they are merged with the masterfile.

Neither the CLSA Statewide Data Base Program nor the LSCA CDB-M project make any provision for access to the information contained in the database; the two projects are solely concerned with building and maintaining the files. Since the publication of the 1st edition of CATALIST, funds to provide access for participating public and state agency libraries have come from the LSCA funded Finding List Project. This latter project provides reimbursement to qualifying libraries which purchase a full copy of CATALIST. In its initial year the Finding List Project also provided funds for the purchase of CULP (California Union List of Periodicals) and in its third and final year (1982-83) will provide only partial reimbursement for the purchase of CATALIST. The chart on page 5 illustrates the relationships between the three separate funding sources and the many data sources that contribute to building the database and publishing CATALIST.

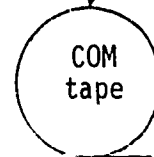
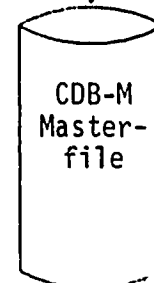
Data Capture for CATALIST, 2nd Edition



-5-

CLSA Statewide Database Program
(Public Libraries Only, Current Acquisitions Only)

LSCA California Data Base-Monographs Project (Primarily Public Libraries, Retrospective Records Only)



LSCA Finding List II Project

The annual match/merge process is designed to upgrade the maximum possible number of records to full MARC format, remove all identifiable duplicate bibliographic records, reformat the records to CDB-M masterfile internal format and merge all of the records into one single file. This file (the "new" CDB-M masterfile) then becomes the source for the COM (Computer Output Microform) tape from which an edition of CATALIST is published.

The California Library Authority for Systems and Services (CLASS), under contract for the LSCA funded CDB-M Project and the CLSA Statewide Database Program, provides database management services for the masterfile building, maintenance, and publication effort. Data processing services are furnished, by contract with CLASS, by AutoGraphics, Inc. of Monterey Park.

Evaluation of CATALIST, 2nd Edition

Contents Analysis

The 2nd Edition of CATALIST was published in March of 1981 and contained an estimated 2,200,000 title locator records¹ representing about 700,000 titles held in 152 libraries throughout the state. Of these 141 are public libraries and the remaining eleven are academic and special libraries. The eleven non-public libraries account for less than 2% of the holdings listed in the finding tool. Thus it is fair to say that CATALIST, 2nd Edition is primarily composed of bibliographic and holdings information pertaining to public library collections in California.

For the most part California's 168 public libraries are organized in 15 cooperative library systems composed of from 3 to 28 geographically contiguous public library jurisdictions. This geographic division of the state provides one way to view the contents of CATALIST, 2nd Edition. The chart on page 8 shows the geographic distribution by public library cooperative system of the title locator records in the 2nd Edition. This distribution of title locations reflects the operation of several variables, the most significant of which are: (1) the degree to which individual libraries and library systems have converted their catalogs to machine-readable form; (2) the availability of LSCA funding to add retrospective records to the masterfile; (3) the number and size of the libraries comprising each system; (4) the number and size of libraries utilizing one of the two bibliographic utilities (RLIN/OCLC) and/or one of the two book vendors (Baker & Taylor/BroDart) from which data for the CLSA Statewide Database Project is collected; and (5) the number and size of libraries contributing to the California Union Catalog, a portion of which appears in CATALIST, 2nd Edition.

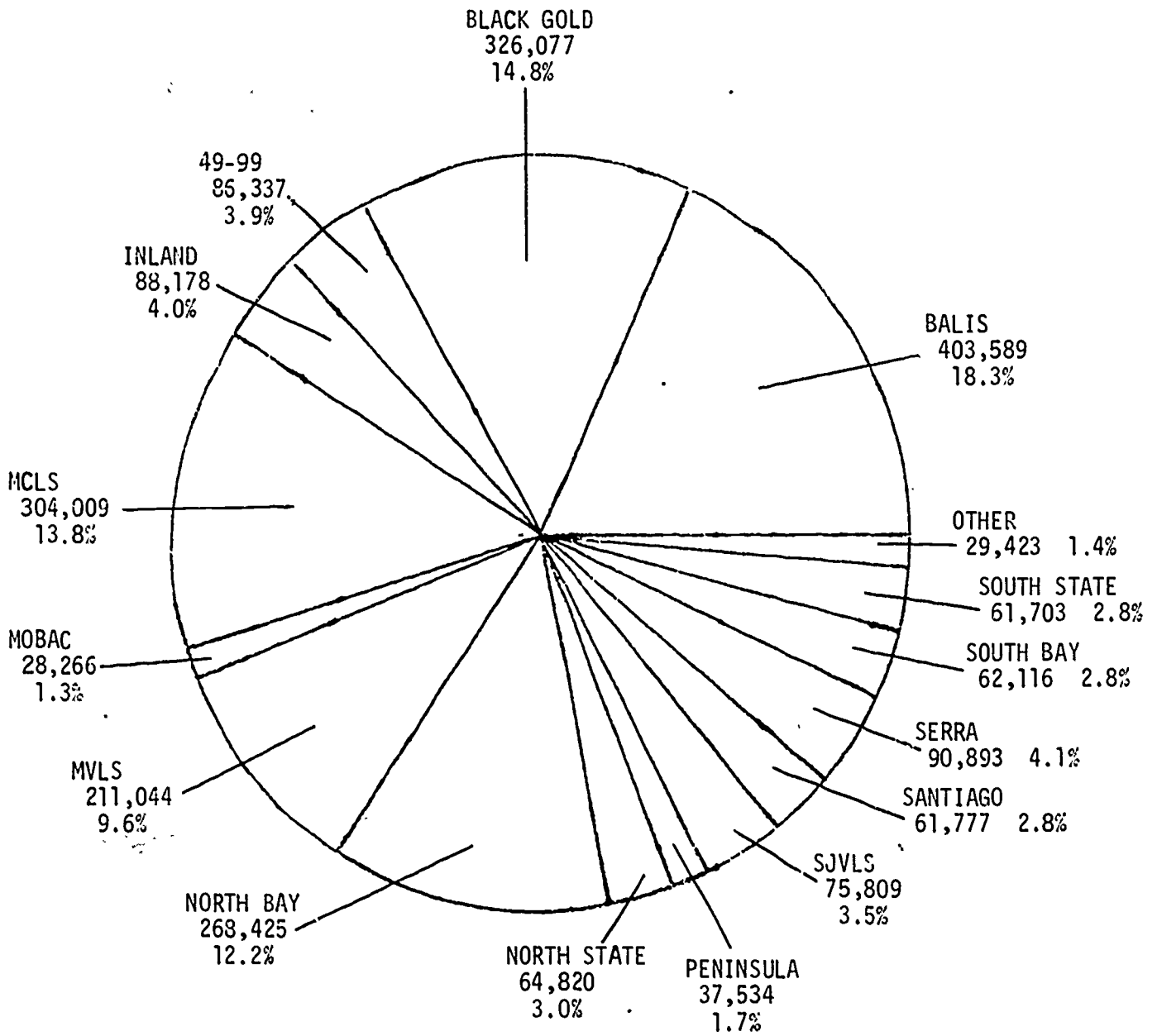
An additional perspective on the distribution of title locators in the 2nd Edition may be gained by comparing the data displayed in the chart on page 8 with an estimate of what the result would be if all of the holdings of all of California's 168 public libraries were converted to machine readable form and combined in a single database. Since many public libraries do not routinely account for their collections by the number of titles held the chart of total title locator records as of 1981 (page 9) is an estimate based on statistics derived from the 1982 edition of the California Library Statistics and Directory.

Where actual data on the number of titles in an individual reporting library's collection as of 1981 was available that data was used. Where data was unavailable, the average number of titles for all libraries of similar size (measured by population served) was used. The chart at the bottom of page 13 displays the average number of titles for each library size group.

A comparison of the two charts reveals that the distribution of title locator records in CATALIST, 2nd Edition is significantly different from that of the estimated total statewide title locator file. For example, the Bay Area Library Information System (BALIS) share of the 2nd Edition is 18.3% while BALIS' share of the estimated total locators in the state is substantially lower, 8%. This reflects the fact that a major retrospective conversion effort involving three BALIS members resulted in a file which was added

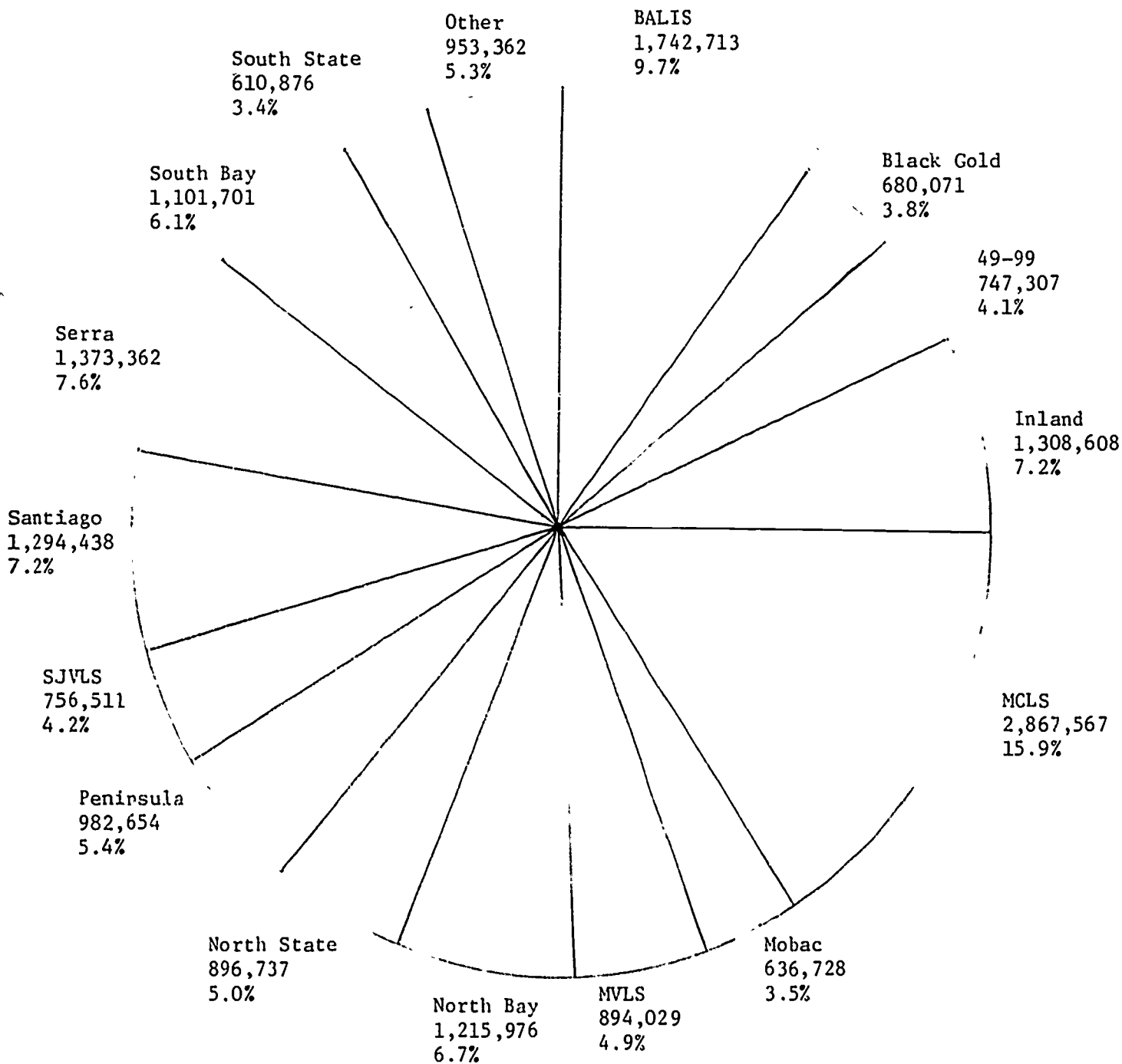
¹A title locator record is defined as one library location appended to the bibliographic record pertaining to a title in that library's collection. Thus one title (or bibliographic record) may have many title locators (or holdings statements) attached.

CATALIST, 2nd Edition, March 1981
Representation by System (Title Locators)



2,200,000 TITLE LOCATORS TOTAL

Total Title Locator Records in California
Public Libraries by System



Total Title Locator Records = 18,062,654

to the CDB-M for the 2nd Edition of CATALIST. In contrast, Santiago Library System, roughly comparable to BALIS in terms of the number of total title locator records available in the system (again about 8% of the statewide total) has only a 2.8% representation in the 2nd Edition -- this reflects the fact that no major retrospective files of Santiago member libraries had been added to the database at the time the 2nd Edition was published.

It should be noted that even though BALIS is, in the above sense, over-represented in the 2nd Edition, the BALIS holdings listed in the finding tool are still only a little over 2.8% of the potential number of title locators for that system. The chart on page 11 displays, by system, the number of title locators in the 2nd Edition, system representation in the 2nd Edition as a percent, the estimated total number of title locators for the system, the percentage of the system's estimated total share of a complete statewide file, and the percentage of 2nd Edition records as compared with the estimated system total (i.e., for the latter, the number of published 2nd Edition records divided by the estimated total number of records for the system). Of an estimated 18,062,554 public library title location records (as of 1981), 2,200,000 or about 12.2% have been converted to machine-readable form and published in CATALIST, 2nd Edition.

Of equal interest is the distribution of title locator records by individual library. The chart on page 12 displays the number of title locator records for the 26 libraries with over 25,000 locator records in the 2nd Edition. These 26 libraries' records constitute 69.2% of the total holdings listed in the 2nd Edition. As with the distribution of title locator records by public library system the data illustrates the effect of retrospective conversion and the availability of LSCA funds to add retrospective records to the database through the CDB-M project as well as the expected variations due to the size of the individual libraries. While many of the libraries listed are among the largest in the state, some are considerably smaller than their position on the list might indicate. The chart on page 13 displays the relative size (based on population served) of public libraries in California and their representation (in terms of number of title locators) in CATALIST, 2nd Edition. The accompanying chart displays the average size, in terms of number of titles held, of public library collections of the six groups.

A random sampling of 526 title records² found in the 2nd Edition was taken by staff at the California Library Authority for Systems and Services (CLASS). The distribution of the sample by publication date is displayed in the chart on page 14. The sample data support the conclusion that CATALIST, 2nd Edition contains a large number of retrospective bibliographic records. Nearly 52% of the titles sampled represented pre-1971 publication dates. Of the estimated 338,100 titles with publication dates of 1971-1980 about 33,000 represent titles with 1979 or 1980 imprint dates. Staff at CLASS randomly sampled 526 titles of this segment (1979/1980 imprints) of CATALIST, 2nd Edition. The chart on page 15 displays the number of title locator records per title record in this subset of CATALIST records.

²Note that a title record is not the same as a title locator record (see footnote 1, page 13). A title record is the bibliographic information pertaining to a unique monograph and may have many locator records attached to it.

Title Locator Records in CATALIST, 2nd Edition

and

Total Title Locations in California Public Libraries by System

System	A Title Locators in 2nd Edition	B % age of Total 2nd Edition	C Total Title Locators in System ¹	D % age of Total Public Library Title Locators	% age of Total System Title Locators in 2nd Edition (A÷C)
BALIS	403,589	18.3	1,742,713	9.7	23.2
Black Gold	326,077	14.8	680,071	3.8	47.9
49-99	86,337	3.9	747,307	4.1	11.6
Inland	88,178	4.0	1,308,608	7.2	6.7
MCLS	304,009	13.8	2,867,567	15.9	10.6
MOBAC	28,266	1.3	636,728	3.5	4.4
MVLS	211,044	9.6	894,029	4.9	23.6
North Bay	268,425	12.2	1,215,976	6.7	22.1
North State	64,820	3.0	896,737	5.0	7.2
Peninsula	37,534	1.7	982,654	5.4	3.8
SJVLS	75,809	3.5	756,511	4.2	10.0
Santiago	61,777	2.8	1,294,438	7.2	4.8
Serra	90,893	4.1	1,373,376	7.6	6.6
South Bay	62,116	2.8	1,101,701	6.1	5.6
South State	61,703	2.8	610,876	3.4	10.1
Other	29,423	1.4	953,362	5.3	3.1
Total	2,200,000	100.0	18,062,654	100.0	12.2

1. Estimated using a combination of actual reported statistics and, for libraries not reporting, derived averages from data in the California Library Statistics and Directory 1982 (1981 reports).

Title Locators in CATALIST, 2nd Edition
Single Library Representation

		<u>Percent of Total</u>	<u>Cumulative Percent</u>
Libraries with over 100,000 title locators in CATALIST, 2nd Edition			
Group I (3 libraries)	Alameda County Contra Costa County Sacramento City-County	114,115 109,242 177,270	400,627 or 18.2%
} 18.2			
Libraries with 75,000 - 100,000			
Group II (2 libraries)	Santa Barbara Los Angeles P.L.	94,658 80,075	174,733 or 7.9%
} 26.1			
Libraries with 50,000 - 75,000			
Group III (7 libraries)	San Luis Obispo Santa Maria Pomona Marin County Solano County Sonoma County San Francisco	64,420 54,457 71,211 71,096 56,842 58,969 62,787	439,782 or 20.0%
} 46.1			
Libraries with 25,000 - 50,000			
Group IV (14 libraries)	Stanislaus County Stockton-San Joaquin Alameda Public Richmond Lompoc Ventura County Riverside Pasadena Napa San Mateo County Fresno San Diego P.L. Santa Clara County Los Angeles County	38,421 29,202 48,749 26,382 44,625 45,017 25,572 45,131 39,226 25,283 35,775 34,382 32,288 38,499	508,552 or 23.1%
} 69.2			
Less than 25,000			
Group V (126 libraries)	All others		676,306 or 30.8%
} 100.0			

Representation in CATALIST, 2nd Edition, by Public Library Size (Population Served)

Titles/Locators in CATALIST Size of Lib. (Pop. Serv.)	Group A Over 100,000 Title Locators	Group B 75,000- 100,000 Title Locators	Group C 50,000- 75,000 Title Locators	Group D 25,000- 50,000 Title Locators	Group E Less than 25,000 Title Locators	Total in CATALIST	Total in State
Group 1 Over 500,000 Population Served	2	1	1	4	3	11	12
Group 2 100,000-500,000 Population Served	1	1	4	5	19	30	32
Group 3 50,000-100,000 Population Served	-0-	-0-	2	4	30	36	41
Group 4 25,000-50,000 Population Served	-0-	-0-	-0-	1	27	28	32
Group 5 12,500-25,000 Population Served	-0-	-0-	-0-	-0-	23	23	28
Group 6 Less than 12,500 Population Served	-0-	-0-	-0-	-0-	13	13	23
Total in CATALIST	3	2	7	14	115	141	168

Average Number of Titles/Volumes by Public Library Size

Group	Average # of titles	Average # of volumes	volumes/title ratio
1	259,365 (9)	1,698,683 (12)	6.549
2	169,483 (24)	407,578 (30)	2.405
3	111,119 (29)	173,325 (40)	1.560
4	82,423 (14)	99,236 (30)	1.204
5	52,440 (17)	61,637 (27)	1.175
6	29,323 (14)	34,336 (21)	1.171

() = Number of Libraries Reporting

CATALIST, 2nd Edition
Distribution of Titles by Date of Publication*

Date of Publication	Pre - 1901	1901- 1910	1911- 1920	1921- 1930	1931- 1940	1941- 1950	1951- 1960	1961- 1970	1971- 1980	Total
# of Titles in Sample	9	3	9	11	13	28	51	148	254	526
Estimated # of Titles in 2nd Edition	11,900	4,200	11,900	14,700	17,500	37,100	67,900	196,700	338,100	700,000

* Based on random sample taken by CLASS staff.

Based on this sample the average number of locations per title in the 1979/80 portion of CATALIST, 2nd Edition is 17.9. A relatively small number of these recent titles, 3,500 or 10.8%, are held by only one library. These figures contrast sharply with the same measures for the 2nd Edition as a whole (all imprint dates) - the average number of locations per title for all titles in the 2nd Edition is 3.1; and the number of titles with only one location for the entire 2nd Edition is 336,750 (48% of the titles listed). This high proportion of single locator titles in the pre-1978 portion of the file as compared with the post-1978 portion (nearly 50% versus about 11%) reflects the operation of the five variables mentioned in the beginning of this section (see page) as well as the common sense observation that the older a title is the less probable it is that many libraries would choose to replace it if it is lost or damaged.

CATALIST, 2nd Edition
Distribution by Number of Locations per Title (1979-1980 Imprint Only)*

Number of Locations	1	2-3	4-6	7-10	11-15	16-20	21-30	31-40	41-50	more than 51	Total
Number of Titles	57	53	59	64	47	53	89	54	26	24	526

* Based on a random sample taken by CLASS staff.

Summary

The 2nd Edition of CATALIST contained about 2,200,000 title locator records representing the partial holdings of 141 of California's public libraries. Based on an estimation of 18,062,654 title location records for the holdings of all 168 California public libraries³ in 1981, CATALIST contained listings for 12.2%. The geographical distribution of the title location records in CATALIST, 2nd Edition is, in many instances, at considerable variance with the geographical distribution of the estimated total public library title location records. For four systems (BALIS, Black Gold, MVLS, and North Bay) proportional representation in CATALIST, 2nd Edition is 1.8 (North Bay) to 4.2 (Black Gold) times those systems' expected portion of a complete state public library file. This difference is the result of the operation of several variables, the most significant of which are the size of the libraries contributing records to the data base, the extent to which individual libraries and systems have converted their records to machine-readable form, and the availability of funds to pay the cost of processing records into the database. As the database continues to grow through the combined operation of the LSCA CDB-M Project and the CLSA Statewide Database Program; and, as more retrospective conversion projects are completed by individual libraries and systems, it can be expected that the geographic distribution of title location records in the finding tool will more closely approximate the geographic distribution of public library resources in the state.

The distribution of titles in the 2nd Edition by date of publication indicates that CATALIST is a relatively well-balanced finding tool (i.e. contains records representing publications in all decades of the 20th century in proportions that smoothly diminish with age). An exception to this conclusion is the most recently published material. 1979/1980 materials account for only 4.7% of the database as a whole and 9.8% of the 1971-1980 portion of the file. This is probably the result of the time needed to collect data from many different libraries, systems, and vendors; batch process this data; and publish it.

³Note that this estimate includes both machine-readable (converted) and unconverted records.

General Survey Results

The second major segment of the CATALIST, 2nd Edition evaluation effort was a general survey of all purchasers and users of the finding tool. Individual libraries acquired the Second Edition either by purchasing the tool with local funds or by participation in the LSCA funded Finding List Project. That project provided funds not only for the microfiche set itself but, for those libraries who did not already possess compatible microfiche readers, the equipment necessary to use the finding tool. In all 251 libraries were surveyed. The chart on page 17 displays the response rate by library type, for responding public libraries by size, and by participation in the Finding List Project.

By far the largest number of responses and the highest response rate was that for individual public libraries, which accounted for 133 or 76.9% of the total responses received. If public library systems responses are combined with the individual library responses, public libraries account for 81.5% of the completed surveys.

The survey instrument was designed to elicit information on the usage and perceived effectiveness of the 2nd Edition. A complete copy of the survey instrument with cumulated responses may be found as Appendix A of this evaluation report. Please note that many of the cumulated or aggregate responses shown in Appendix A are averages or weighted averages of all responses received. Since not all libraries answered all of the questions, the number of libraries responding to each question is also shown. The individual responses to the survey were converted to machine-readable form and tabulated at the California State University, Sacramento Computer Center where the availability of SPSS (the Statistical Program for the Social Sciences) allowed the data to be manipulated and cross tabulated in a variety of ways.

Usage of CATALIST, 2nd Edition

Questions 3, 4, and 5 of the survey were designed to measure the amount and type of CATALIST usage. The responses to question 4, "Approximately how often per month is CATALIST, 2nd Edition, used in your library?", are displayed in the chart on page 18 along with an estimation of the total annual usage based on the responses. The data indicates an average usage of 47 times per month per library, including the 21 libraries who reported no usage at all. It should be noted that the most frequently cited reason for non-usage was that all interlibrary loan requests were forwarded by the reporting library to a centralized ILL center for verification and searching. The reported overall usage supports a conservative estimate of over 96,000 uses annually.

Although CATALIST was designed primarily as a location finding tool, any such large aggregation of bibliographic data has several other possible library uses. Question 5 of the survey was designed to measure the approximate amount, expressed as a percentage, of CATALIST usage in support of several library functions. The chart on page 19 shows the responses to this question. The first two uses listed, obtaining ILL holdings and bibliographic verification, account for over 74% of the total usage and the next highest reported usage is closely allied - obtaining holdings data for direct loans.¹ These three uses account for nearly

¹ A direct loan occurs when a patron of one library jurisdiction borrows a book from a neighboring library directly without utilizing ILL services.

Response to CATALIST, 2nd Edition Survey

Type of Library	Number Surveyed	Responses	Response Rate by type	Percentage of Total Response
1. Public Library	157	133	84.7%	76.9%
2. Public Library System	15	8	53.3%	4.6%
3. State Agency Library	12	7	58.3%	4.0%
4. Correctional Institution	23	10	43.5%	5.8%
5. Academic Library	20	10	50.0%	5.8%
6. State Hospital	4	2	50.0%	1.2%
7. Special	20	3	15.0%	1.7%
Totals	251	173	68.9%	100.0%

Distribution of Responding Public Libraries by Size (Population Served)

	Over 500,000	100,000 to 500,000	50,000 to 100,000	25,000 to 50,000	12,500 to 25,000	Under 12,500	Total
# of libraries responding	7	28	38	30	16	14	133
Percentage of Total P.L. Responses	5.3%	21.0%	28.6%	22.6%	12.0%	10.5%	100%

Finding List Participants/Purchasers

	Finding List Participant	Purchaser	Total
# of libraries responding	160	13	173
Percentage of total response	92.5%	7.5%	100%

Frequency of CATALIST Use

	A	B	C
	Number of Libraries Reporting	Estimated (Mid-range) Uses/Month/Library	Estimated Annual Uses ¹
Did not answer question	5	0	0
0 times/month	16	0	0
Less than 5 times/month	13	2.5	390
6-10 times/ month	21	8.0	2,016
11-25 times/ month	33	18.0	7,128
26-50 times/ month	35	38.0	15,960
51-100 times/ month	27	75.5	24,462
101-200 times/ month	14	150.5	25,284
More than 200 times/month	9	200.0 +	21,600 +
TOTAL	173	 	96,840 +

¹ Column A x Column B x 12 = Column C

- CATALIST is used in excess of 96,000 times per year.
- 12% (21 libraries) of the responding libraries are not using CATALIST at all.

The most frequently cited reason for non-usage was that all interlibrary loan requests were forwarded to a centralized ILL service for verification and searching. A few libraries reported that staffing cutbacks were so severe that no interloan services were provided during the survey period.

Usage of CATALIST for Specific Purposes

Purpose	Number of libraries Reporting Some Usage ¹	Mean % of Reported Use ²	Mode % of Reported Use ²	Adjusted Percentage of Total Use ³
Obtaining ILL Holdings	130	63.2	90.0	53.8
Bib. Verification	100	31.3	10.0	20.4
General Reference	59	11.2	5.0	4.3
Specific Subject Reference	74	12.3	5.0	5.9
Acquisitions Decisions	13	5.8	5.0	0.5
Cataloging Aid	25	21.3	1.0	3.5
Direct Loan	50	31.7	5.0	10.4
Public Use	18	6.3	1.0	.7
Other	1	75.0	75.0	0.5
				100%

¹ 152 libraries responded to this question (#5). The average number of different types of use reported was 3 per library.

² Columns will not total 100% due to the nature of the data collected. See "Percentage of Total Reported Use" (Column 5) to obtain derived percentages of overall reported use.

³ While this column represents overall usage of CATALIST it should not be interpreted as representing an "average" library's use of the 2nd Edition. Very few libraries reported more than 4 uses for the finding tool, and none reported usage in support of all the measured categories. The mean % and mode % columns are more revealing of individual library practice.

85% of the total. Relatively few libraries are using CATALIST as a cataloging aid or to help in making acquisitions decisions. While the percentage of overall usage is not high (10.2%) the number of libraries reporting some usage of CATALIST for general and specific subject reference is quite high (133 or 88% of those responding to the question). Very little use (.7%) by members of the public was reported.

The pattern of CATALIST usage revealed in the responses to Question 5 is reflected in the location of CATALIST, (question 3 of the survey), with copies of CATALIST kept at the reference or ILL desk for over 70% of the responding libraries. Only 27 libraries (18%) reported placing their copy of CATALIST in technical services sections or other clearly non-public service areas.

Over half of the reported usage of the 2nd Edition was for the express purpose of obtaining holdings data for interlibrary loan. Question 9 of the survey was designed to obtain information on how CATALIST was used in conjunction with all of the other finding tools available in responding libraries. The chart on page 21 tabulates the responses to the question. It should be noted that it was necessary to categorize some of the finding tools in order to organize the data in an intelligible form. Thus the category "Neighboring Library's Catalog" includes the Los Angeles Public Library Book Form Catalog, Orange County's Book Form Catalog, etc. and the "System Union Catalog" category includes such disparate products as Black Gold's distributed COM union catalog, North Bay's centralized manual union file, and various Round Robin System TWX searches - all of which fill the logical function of a system union catalog but which vary considerably in terms of ease of use, frequency of publication, and comprehensiveness.

The data supports the conclusion that for at least 35 (25%) of the 138 libraries who responded to this question CATALIST was the only finding tool in use at the time of the survey. The average number of finding tools in use among responding libraries was 2.5. CATALIST was the most frequently cited 1st, 2nd, and 3rd search order tool. (Note, however, that only libraries who had purchased CATALIST were surveyed.) 103 of the reporting libraries were using 2 or more finding tools - i.e., had a choice of which finding tool to use first. By combining this fact with the conclusion that 35 libraries had only one finding tool (CATALIST) available to them it is possible to calculate the percentage of responding libraries choosing one finding tool or category of finding tools for initial searching of ILL requests. The following chart displays the results of this calculation.

Finding Tool	Number of Libraries Choosing for Initial Search	% of Libraries Choosing for Initial Search
CATALIST	35	34.0%
System Union Catalog	37	35.9%
OCLC	5	4.9%
RLIN	1	1.0%
Neighboring Library's Catalog	12	11.6%
Shared Catalog	12	11.6%
NUC	1	1.0%
CUC (California Union Catalog)	0	0
Other	0	0
TOTAL	103	100.0%

Search Order Usage of Finding Tools by Responding Libraries

Number of libraries reporting usage for ILL searching

	1st	2nd	3rd	4th	5th	Total
CATALIST	70	44	23	4	2	143
System Union Catalog	37	17	6	3	none reported	63
OCLC	5	14	10	7	4	40
RLIN	1	6	6	2	1	16
Local Catalog	12	10	7	2	none reported	31
Shared Catalog	12	5	none reported	none reported	none reported	17
NUC	1	4	8	11	5	29
CUC	none reported	1	5	9	4	19
Other	none reported	2	none reported	3	1	6
TOTAL	138	103	55	41	17	364

Libraries using 1 or more finding tools - 138

Libraries using 2 or more finding tools - 103

Libraries using 3 or more finding tools - 65

Libraries using 4 or more finding tools - 41

Libraries using 5 or more finding tools - 17

* Among responding libraries CATALIST, 2nd Edition is the most frequently chosen 1st, 2nd, and 3rd search order finding tool.

* CATALIST is the most widely available finding tool in responding libraries.

These findings indicate a preference on the part of responding libraries to use local or regional finding tools before statewide or nationwide catalogs. System union catalogs, the catalogs of neighboring libraries, and shared catalogs are the initial choice of over 59% of those libraries who have any choice at all. This figure contrasts sharply with that of responding libraries' choices for 2nd searches (see page 21). The number of libraries preferring regional or local tools for second order searching declines to 32 (31%) and state or national union list preference increases to 67%. This agrees with what has long been known about ILL patterns - i.e., that librarians prefer to borrow from nearby libraries first and widen the geographic scope of their searches only when known local resources cannot provide the needed material.

Questions 6, 7, and 11 addressed the ease of use of the finding tool and the adequacy of the instructional materials provided with the publication. Less than 2% of those responding to questions 6 and 7 felt that additional instructions or training were desirable. 98% rated CATALIST easy or very easy to use, less than 2% judged the finding tool difficult to use, and no one felt that the Second Edition was very difficult to use.

Effectiveness of CATALIST, 2nd Edition

Questions 8, 12, 13, and 14 of the survey were designed to provide data on the perceived effectiveness of the Second Edition and to identify problem areas for future improvement of the publication. The chart on page 23 displays a summary of the responses to question 8 which asked responding libraries to rate the effectiveness of CATALIST in support of various library functions (the same functions for which usage percentages were obtained from question 5). The ratings correlate very well with the pattern of usage revealed by the responses to question 5 (see page 19), with the higher effectiveness ratings assigned to those functions for which CATALIST is most often used. Only one of the specific uses, CATALIST as an aid in acquisitions decisions, measured in the survey received a lower than mid-point (5.0) score, though use of the finding tool as a cataloging aid and as a public catalog were only marginally above the mid-point (5.1 and 5.2 respectively).

The chart also lists the number of libraries who rated each specific usage and the percent responding with the lowest rating (1) and the highest (10) in each category of use, as well as the mode (most frequently reported) rating. From these figures additional inferences can be made with respect to the average effectiveness ratings. For example, the use of CATALIST for obtaining ILL holdings data received the highest overall effectiveness rating - 7.4. Very few (2, or 1.4%) of the 141 libraries rating this usage assigned the lowest rating and a relatively large number (31 or 21.9%) assigned it the highest rating. The most frequently assigned rating was 8 (out of a possible 10). This supports the conclusion that most of the libraries responding to the survey have found CATALIST quite effective in support of ILL location finding. This contrasts sharply with the pattern evidenced in the usage receiving the lowest effectiveness rating - CATALIST used as an aid in making acquisitions decision - here the relatively large number of responding libraries who rated at the low end and the mode response of 2.0 indicate that even though the average rating of 4.2 is not much below the mid-range of 5.0, CATALIST has not been found very effective in support of this library activity.

Effectiveness Ratings for Specific Uses of CATALIST, 2nd Edition
 (Scale = 1 to 10; 1 = very ineffective, 10 = very effective)

Specific Use	Number of Libraries Rating this Use	Mode (Most Frequent) Rating	Per Cent Rating Lowest (1)	Per Cent Rating Highest (10)	Average Rating
Obtaining ILL holdings data	141	8.0	1.4%	21.9%	7.4
Bibliographic Verification	119	8.0	4.2%	16.8%	6.9
General Reference	66	5.0	9.1%	7.6%	5.7
Specific Subject Reference	87	5.0	5.7%	8.0%	5.8
Aid for Acquisitions Decisions	19	2.0	15.8%	5.3%	4.2
Cataloging Source	37	1.0	18.9%	13.5%	5.1
Obtaining holdings data for direct loans	62	10.0	6.5%	16.1%	6.5
Public Use	26	1.0	19.2%	11.5%	5.2

Question 12 was designed to measure the extent to which various potential problems with the finding tool have been perceived by users to be actual problems. The chart on page 25 displays the responses to this question in a format similar to that used for the effectiveness ratings presented on page .

The potential problem receiving the highest (4.6) rating was that of "Did not list many titles for which we were searching." It will be remembered from the Contents Analysis section of this report that, at the time of the publication of the 2nd Edition, CATALIST had captured an estimated 12.2% (2.2 million) of the public library title location records potentially available in the state. The number of unique title records in the 2nd Edition was approximately 700,000. It is probably impossible at this time to develop a reasonably accurate estimate of the number of unique titles collectively held by California public libraries; and even more difficult to estimate how well this statewide public library collection could function in terms of satisfying actual public demand as evidenced by ILL requests; nonetheless, the survey data supports the conclusion that users of the 2nd Edition of CATALIST feel that its most significant problem is that not enough of the titles actually requested by patrons are found in the location tool.

The two next most significant problems, as rated by the libraries responding to the survey, were that the holdings data listed proved inaccurate (4.4) and that of variations in entries, i.e., more than one entry for the same title (4.0). Both of these problems are inherent in the data base building, maintenance, and publication processes used to produce CATALIST (or any other large, batched, off-line database collecting data from many different sources). No machine algorithm has yet been devised that is capable of efficiently resolving differences in bibliographic data introduced by local cataloging variations; thus entry duplication can only be eliminated by human intervention in the process. Inaccuracy in the holdings data may be introduced in a variety of ways, the most significant of which is the amount of time required for participating libraries to report withdrawals and for those reports to be processed for the next annual publication run. Nonetheless, the number of libraries rating these problems and the relatively high ratings assigned to them suggest that if CATALIST is to continue to be published as an annual batched offline product some additional effort should be expended to minimize the occurrence of duplicate entries and to speed the withdrawal process.

Of the 148 libraires who responded to question 13 regarding the impact of CATALIST on ILL patterns 101 or 68% replied in the affirmative, i.e., judged that CATALIST, 2nd Edition had had a significant effect on ILL patterns. Of these only 4 found that effect to be negative; one citing CATALIST's inaccuracy as a problem, one observing that the finding tool directed requests away from those libraries whose holdings were not listed, one who felt that CATALIST was not an adequate substitute for SCILL, and one who cited a 78% increase in requests from other libraries as having created ILL staffing problems. Most of the remaining 97 responses cited improvements in the speed and accuracy of ILL procedures effected by doing bibliographic verification at the local level (19 responses), by going direct to the holding library rather than round robin or blind requests (13), and by lessened reliance on time consuming requests to the State Library for searching in the CUC (12). Six libraries reported that CATALIST had increased the level of ILL service offered to their patrons, either through an increased staff willingness to offer ILL service or by providing patrons with direct access to the finding tool. One library reported that ILL volume had decreased due to the increased number of direct loans resulting from CATALIST searching. The remaining responses

Specific Problem Ratings for CATALIST, 2nd Edition
 (Scale = 1 to 10; 1 = little or no problem, 10 = very serious problem)

Problem	Number of Libraries Rating this Problem	Mode (Most Frequent) Rating	Per Cent Rating Lowest (1)	Per Cent Rating Highest (10)	Average Rating
Titles Searched Not Listed	117	5.0	8.5%	6.8%	4.6
Holdings Data Inaccurate	88	3.0	9.1%	5.7%	4.4
Microfiche Format Troublesome	31	1.0	25.8%	0.0%	3.2
Entry Format Difficult to Use	53	1.0	28.3%	1.9%	2.9
Variations in Entries (Duplicate Titles)	83	5.0	16.9%	2.4%	4.0
Inaccurate Filing Order	57	3.0	24.6%	1.8%	3.4
Poor Visual Quality of Fiche	33	1.0	36.4%	0.0%	2.6
Difficult to Locate Correct Fiche	33	1.0	45.5%	0.0%	2.6

either did not provide a statement of what the perceived impact had been - did not provide enough detail to categorize the response. A complete list of the responses to question 13 is contained in Appendix C.

Question 14 was designed to elicit information on the perceived effectiveness of the subject section. 106 libraries responded to the question and rated subject reference use by staff as the most effective (6.0), followed by subject reference use by members of the public (4.5). The subject section was judged only minimally effective for use as an aid in collection building (2.5) and in preparing bibliographies (2.6).

User Preference for Publication Frequency and Format

The responses to question 16 which was designed to measure the desirability of various publication options for future editions of CATALIST showed the least variation of any question in the survey. Fully cumulated annual editions received the highest rating (8.6 of a possible 10) with the lowest rating (3.3) assigned to the option of annual supplements. The option of producing a 6 month supplement as well as the fully cumulated annual edition received a relatively high rating of 7.6 reflecting the trade-off between decreased ease of use (two places to look versus one) and increased timeliness of information.

Relative Value to Purchasers of CATALIST Publication Options

Questions 17-21 (and, specific to the Subject Section, 15) of the survey were designed to provide some additional information on the desirability of the publication options listed in question 16 as well as some minimal "marketing" information. It should be noted that nearly 93% of the survey respondents obtained their copies of the 2nd Edition through the LSCA-funded Finding List Project and therefore had not expended any local funds to acquire the finding tool. The Finding List Project was designed to encourage the use of CATALIST during its initial start-up publication years - until it had either proven its worth and was functioning (for publication costs) on a cost-recovery basis, or had been replaced by some other cost-recoverable access method.

The responses to question 17 through 21 are summarized in Appendix A and agree well with the desirability of the various publication options listed in question 16 (i.e., fewer responding libraries indicated a desire to purchase CATALIST at a lower cost for options that were judged less desirable in response to question 16). The chart on page 27 displays the number of responding libraries willing to purchase CATALIST for each of the publication options mentioned in the survey.

The relative perceived value of the Subject Section of the 2nd Edition may be estimated by the responses to question 15. 117 libraries responded, with an average value attached to the Subject of \$29.50 - based on a price of \$100 for the Author/Title section alone. Thus, for the 2nd Edition, the Subject Section was judged to be worth about 30% of the costs of the Author/Title Section, and about 23% of the cost of the full set.

Comparative Value of CATALIST

Publication Options

CATALIST Publication Option	Number of Libraries likely to purchase at lowest price (\$150)	Number of Libraries likely to purchase at \$150 <u>or more</u>	Desirability Rating (Question 16)
Full cumulative annual	72	135	8.6
Full cumulative annual with 6 month supplement	60	127	7.6
Cumulative Biennial with 3 6-month supplements	57	113	4.5
Cumulative Biennial with 1 annual supplement	60	109	4.5
Final Cumulative Base Edition with Annual Supplements	64	96	3.3

Summary

Data collected from over 170 (mostly public) libraries supports the conclusion that CATALIST, 2nd Edition, was the most widely available finding tool in responding libraries. This, by itself, is not particularly significant since only libraries known to have acquired the 2nd Edition were surveyed. Usage data indicate that the 2nd Edition was not only available in responding libraries, but was also receiving widespread and frequent use - on the average CATALIST was consulted on a daily basis (average use of 47 times per month per library) in responding libraries, with a conservatively estimated annual use of 96,000.

The primary uses of the publication were in support of interlibrary and direct loan activities (almost 85% of the total usage). A significant number of libraries were making use of the 2nd Edition in support of reference activities and very few reported much usage for cataloging or acquisition purposes or for direct access by members of the public. Effectiveness ratings assigned to these various uses closely paralleled the amount of use for each activity with the higher (more effective) ratings received by those activities which accounted for the most use. CATALIST, 2nd Edition was judged by survey respondents to be quite effective for obtaining ILL holdings data, bibliographic verification, and obtaining holdings data for direct loans (average ratings of 7.4, 7.0, and 6.5 respectively, out of a possible 10) and of lesser effectiveness in support of reference activities (5.7-5.8), and of minimal effectiveness in support of other library functions.

Responding libraries found lack of comprehensiveness (i.e., not enough titles listed) to be the most significant (4.6 out of a possible 10) problem for the 2nd Edition followed by inaccurate holdings data (4.4) and variations in entries (4.0). The first of these may be corrected automatically as the database grows; the second two probably cannot be eliminated in the present offline batched production process. No significant problems were identified with the microfiche medium itself. Very few survey respondents had any trouble with the instructional materials or experienced difficulty in using the finding tool.

If CATALIST is to continue to be published as a microfiche publication the most desirable publication frequency option was judged by responding libraries to be that of fully cumulative annual editions (continuation of the present practice). This preference is corroborated by the data gathered in response to the survey questions on the amount individual libraries would be willing to pay for the various publication possibilities, with 135 libraries indicating that they would pay \$150 or more for the annual cumulative edition.

Hit Rate Survey Results

The third and final segment of the CATALIST evaluation effort was a two week sample of ILL request searches and hits. A copy of the sampling instructions and forms is provided as Appendix B of this report. The objective of the hit rate sample was to obtain data on one of the major uses of CATALIST (ILL location finding) in as wide and "real" a context as possible. Participants in the hit rate survey were asked to change as little as possible in their methods and procedures for searching ILL requests. Separate search/hit rate tally sheets were kept for every finding tool in the participating libraries and searchers were requested to conduct their searches in exactly the same order that they normally would follow. As a consequence of this method of data collection the hit rate data presented in this report reflects the general or average experience of nearly 100 different libraries throughout the state - with all of the variations in staffing levels, searching expertise, and individual library and public library system resources coincident to a sample of that size. The data include the results of well over 16,000 searches conducted in late October or early November 1981. As in the general survey it was necessary to categorize certain groups of finding tools (System Union Catalogs, etc.) in order to organize the data in a manageable form.

The chart on page 30 displays the results of the hit rate survey for all search orders. Delivery area and non-delivery area hits and rates are presented separately (for the purpose of the survey, "a delivery area hit" was defined as the obtaining of a holding statement for a library with which the responding library has a regular delivery arrangement). The 2nd Edition was searched a total of 4,139 times (nearly 25% of the total searches performed) during the sampling period, more than any other single finding tool (the System Union Catalogs total of 4,859 is composed of searches conducted on Black Gold's Union Catalog plus North Bay's Union Catalog plus ...). The overall hit rate for CATALIST, 2nd Edition was 61% (2,537 hits) comprised of a 29% delivery area hit rate and a 32% non-delivery area hit rate. Only two other finding tools or categories achieved a higher hit rate - OCLC and shared catalogs. The first of these is not surprising (hit rates in excess of 90% are frequently reported for OCLC's over 8 million title database) but the second, shared catalog, is significantly higher (76%) than would be predicted for this type of finding tool which typically contains the holdings of only 2 to 4 libraries. The most likely explanation for this is that combining the functions of a local and a union catalog produces a relatively large number of pre-located (100% hit rate) ILL requests. That is, since the shared catalog also functions as the local public access catalog, users consulting that catalog may generate interlibrary loans that would not result if their access to the local collection did not include information on the holdings of other libraries.

Comparative Hit Rates by Finding Tool

Finding Tool	Total Searches	Delivery Area		Non-Delivery Area		Total	
		Hits	Rate	Hits	Rate	Hits	Rate
1. CATALIST, 2nd Edition	4,139	1,215	29%	1,322	32%	2,537	61%
2. System Union Catalogs	4,859	2,453	50%	33	1%	2,486	51%
3. OCLC	1,187	292	25%	651	55%	943	80%
4. RLIN	140	20	14%	47	34%	67	48%
5. Neighboring Library's Catalog (e.g. Anaheim P.L. using Org. Co. Book Form catalog)	2,318	1,017	44%	77	3%	1,094	47%
6. Shared Catalog (Includes shared circ. databases)	3,606	2,734	76%	0	0%	2,734	76%
7. NUC	118	0	0%	46	39%	46	39%
8. CUC	243	33	14%	102	42%	135	56%
9. Other (Includes "ESP" phone calls to nearby libraries)	46	7	15%	19	41%	26	56%
TOTALS	16,656	7,771	47%	2,297	14%	10,068	61%

- Category 6, shared catalogs, has an unexpectedly high hit rate (76%) for the size of such finding tools (typically 2 to 4 libraries' holdings). A possible explanation is that when the local library's catalog includes the holdings of other libraries a higher number of requests for interloan service from an already known location may result.
- Use of OCLC and RLIN for ILL searching is relatively low (less than 8% of all searches). This is not unexpected since most libraries primary use of the bibliographic utilities is for technical processing.

The chart below is derived from the data displayed in the previous chart and supports the conclusion drawn from the general survey results - there is a marked preference in the libraries sampled for interlibrary loans from nearby sources. Thus system union catalogs where they exist are consulted more often than CATALIST or OCLC even though the overall hit rate experienced is lower. The benefits of borrowing from a neighboring library are perceived to be sufficiently high to offset the increased proportion of searches that must be carried on to the next finding tool.

Comparative Hit Rates By Scope of Finding Tool
(Local/Statewide or National)

Scope of Finding Tool	Total Searches	Total Hits	Hit Rate
Local (2,5,6,9)	10,829	6,340	59%
Statewide/National (1,3,4,7,8)	5,827	3,728	64%
TOTALS	16,656	10,068	61%

The chart on page 32 displays the results of the same 16,000 searches by finding tool and search order. Search order is regarded as a significant variable in hit rate determinations because an unsuccessful search in any finding tool lowers the probability of finding the title listed anywhere. The degree to which this probability is reduced depends on the comprehensiveness of the finding lists previously consulted without success. The data displayed in the chart show clearly that several factors of which comprehensiveness of the tool is only one influence a searcher's decision of when to consult a particular finding tool. One of these factors is the increased value of a delivery area hit discussed above. This factor probably accounts for the data reflecting an overall 1st search hit rate of 61% versus a 64% 2nd search hit rate. [N.B. The low (43%) hit rate for 1st searches of system union catalogs probably reflects the fact that various round robin network searching schemes were included in this category. Some of these reported very low hit rates. In addition a number of system union catalogs are in the initial states of development - these may be receiving 1st search use more as a means of identifying problems and developing experience with the new tool than as a means to maximize the efficiency of local ILL operations.] Another factor is the searcher's own experience - both with particular finding tools and with requests for particular types of material. Many of the reporting libraries' searchers varied their search patterns considerably - probably on the basis

of the type of material requested. The only finding tool for which no 1st order searches were reported was RLIN (it should be noted that RLIN was experiencing difficulty in implementing a hardware/software upgrade during the period of the survey - this may have had an effect on individual libraries' willingness to devote scarce processing time to searching ILL requests and subsequently on the reported hit rate). These two variables - the experience and level of expertise of the searcher and the type of material requested were not measured in the survey but may have had a significant effect on any individual library's data.

Hit Rates by Finding Tool/Search Order

Finding Tool	1st Search	2nd Search	3rd Search	4th Search	5th Search	Overall	Total Searches
Catalist	67%	60%	50%	29%	82%	61%	4,139
System Union Catalogs	43%	69%	67%	-0-	-0-	51%	4,859
OCLC	88%	74%	71%	64%	67%	80%	1,187
RLIN	-0-	57%	47%	-0-	48%	48%	140
Neighboring Library's Catalog	48%	47%	40%	31%	-0-	47%	2,318
Shared Catalog	78%	21%	46%	-0-	-0-	76%	3,606
NUC	50%	80%	31%	-0-	64%	39%	118
CUC	53%	-0-	62%	51%	-0-	56%	243
Other	100%	-0-	17%	100%	77%	56%	46
Overall	61%	64%	51%	44%	61%	61%	
Total # of Searches	11,047	3,863	1,092	565	89	 	16,656

1. A single non-California user, after exhausting all in-state resources, uses CATALIST as its primary out-of-state finding tool and experienced a very high hit rate during the survey period.
2. Probably reflects public access use of these tools.

Summary

While local libraries show a marked preference for local or regional interlibrary borrowing, and, therefore location searching, the more comprehensive finding tool most often used after local or regional lists were consulted during the survey period was CATALIST (71% of all searches of state or national lists were CATALIST searches). The 2nd Edition experienced a 1st search order hit rate of 67% and an overall hit rate of 61% - ranking it third behind OCLC and shared catalogs (the 100% 1st search hit rate reported for the "other" category is anomalous - too few searches were reported to be considered significant). The high hit rate reported for shared catalogs is probably a reflection of a difference in the way these tools are used (see discussion above) rather than a measure of the comprehensiveness of such catalogs.

The overall hit rate of 61% for CATALIST is composed of a 29% delivery area hit rate and a 32% non-delivery area hit rate - suggesting that, on the average, the chance of finding a location within a local library's delivery area is roughly equal to that of finding a location outside the region (of course, this is true only on the average - systems vary widely in terms of their representation in the 2nd Edition).

CATALIST was searched for ILL locations a total of 4,139 times during the two week period - this equates to an annual search total of over 107,000 searches for the 95 libraries who completed the hit rate survey. In its second year of publication CATALIST was searched for titles representing over 37% of the ILL requests searched in responding libraries during the sampling period (4,138 ÷ 11,047 initial searches).

Conclusions & Implications

In its 2nd Edition CATALIST had achieved significant levels of usage and effectiveness in California libraries. By far the greatest amount of use was experienced in public libraries whose holdings also accounted for the greatest part of the information contained in the tool. Over 98% of the reported usage of CATALIST, 2nd Edition was in public libraries or public library systems and nearly 98% of its contents represent public library resources.

Measured against one estimate of the total public library holdings in the State, the 2nd Edition contained slightly over 12% (approximately 2.2 million holdings) of the whole. This 12% is distributed throughout the State in patterns that are more closely matched to the progress of individual libraries and systems towards conversion of their records to machine readable form than to the relative size and strength of library resources. Additional constraints on the growth of the file include the availability of funding to add retrospective records and the degree of compatibility of locally produced machine readable records with the masterfile format.

While 12% is a relatively small part of the total public library resources in the State, the 2nd Edition has performed well in support of public library resource sharing activities. As an ILL location finding tool users rated the publication at 7.4 on a scale of 1 to 10. As a bibliographic verification tool, it was rated 6.9 and for obtaining holdings for direct loan it was rated 6.5. An overall hit rate of 61% was reported for CATALIST, 2nd Edition in a two week sample of over 4,000 title searches in response to ILL requests. These figures suggest that considerably less than a full listing of all of the holdings of all public libraries in California is necessary to effectively contribute to resource sharing.

This conclusion is substantiated by the responses of users when asked to comment on the effect of CATALIST, 2nd Edition on ILL patterns - all but 4 of the comments were positive and spoke to increases in the speed and ease of both local activities (notably bibliographic verification) and network functions (more direct ILL's and lessened reliance on centralized manual union files such as the CUC).

Relatively few CATALIST, 2nd Edition users reported significant problems in using the finding tool and, on the whole, did not rate those problem areas specifically mentioned in the survey as being very serious. On a scale of 1 to 10 the highest rating (4.6) was reported for "Titles searched not listed" pointing to a desire on the part of users for greater comprehensiveness in the finding tool. The two next highest rated problem areas were - "holdings data proved inaccurate" (4.4) and "variations in entries" (4.0) illustrating some of the problems inherent in the building of large bibliographic databases. While it is most likely that the major cause of inaccurate holdings data is the long "lag" time between the local library decision to withdraw a title and the actual removal of the holding statement from the union catalog, it is also true that attempts to minimize the number of variations in entries (duplicate titles) may contribute to the number of inaccurate holdings statements in the file.

Another "trade-off" inherent in the design of finding lists is that of comprehensiveness-versus local availability of the desired material. While data collected for the evaluation clearly support the desire of users for more titles in the finding tool, it is also clear that users will trade a higher hit rate (and, therefore, fewer multiple searches), to find a local source for the needed material. CATALIST may function nearly as well as their system union catalog or round robin searching in identifying local lending sources.

Although most of the libraries using CATALIST, 2nd Edition received the finding tool at no cost to their jurisdictions through the Finding List Project, responses to the survey indicate that at least 135 of its users would be willing to purchase the publication at a price of \$150 or more for an annual, fully cumulated, edition. CLASS staff reports that the publication and distribution costs of the 2nd Edition were \$61,858 suggesting that about 1/3 of the publication and distribution costs of CATALIST would be recoverable from sales (maximum income was generated at the \$150 pricing level).

Implications for the Future of CATALIST

The cost efficient provision of access to the monographic library resources of California is a complex process involving many steps. Verification and location finding are critical first elements in the design of efficient resource sharing systems but are by no means the deciding factors in determining the final service delivery system design. Thus the future of CATALIST may ultimately be determined by other factors in the California library resource sharing environment than its cost and performance as a bibliographic verification and location finding tool. The implications discussed below, however, pertain solely to issues arising from the evaluation effort and the narrower focus resulting from concentration on the verification and location finding aspects of resource sharing.

Size/Publication Medium

While there was no indication from users that they found the 2nd Edition, with its 700,000 title listings and 2.2 million holdings statements, too cumbersome for convenient use it is clear that at some level well short of the estimated 18 million holdings statements representing California public libraries' monographic resources a microfiche access tool would cease to be practical given the current limits of affordable microform technology. It is also true that as the publication grows the variant entry and inaccurate holdings problems noted by users are likely to increase.

Cost

The cost for a single copy of the 2nd Edition (CLASS member price, without binders) was \$160. Subsequent, larger editions would increase in price in proportion to the increase in size and in response to inflationary effects on the costs of microfiche production. While it does not appear, on the basis of the survey data, that the 2nd Edition could have recovered its publication and distribution costs from direct sales to users it is reasonable to assume that at least a greater portion of these costs could be recovered from sales in future years if the finding tool continues to prove as useful as users indicate and as its value grows with more, and more evenly distributed, title and holdings records. It is useful in this context to compare the cost of the microfiche publication medium with some gross estimates of the costs of alternatives.

The 2nd Edition was comprised of approximately 340 fiche which equates to a cost of \$.70/fiche (based on a publication run of 261 copies). About 2,058 title entries appear on each fiche. If we assume that 20 title entries can be accommodated on a page for print publication, 35,000 pages would be required for one copy of the finding tool. For a small publication run of 261 copies, the minimum a commercial printer would charge for typesetting, printing, and binding would be \$.05/page. This would equate to a per copy cost of \$1,750.

To compare the costs of microfiche publication with online access is somewhat unfair since, presumably, online access could be designed to provide capabilities and functions beyond verification and location finding. At a minimum, however, online access would require that communication costs be

paid. A reasonable figure to assign to these costs would be in the range of \$100 to \$200 per month. At the mid-range figure of \$150 this access would cost \$1,800 annually.

Local/Regional/Statewide Access

The results of the evaluation effort clearly substantiate the widely held notion that local libraries prefer to borrow from neighboring library jurisdictions. As a finding tool designed to serve the needs of California library users CATALIST naturally fared better in satisfying local and regional needs than other finding tools that include nationwide coverage. As the size of the statewide tool expands beyond its ability to prove useful, and, as the cost of alternative means of access decreases (two factors will serve to decrease the cost of online access: 1) the continuing reduction in the cost of data processing and telecommunications hardware; and 2) the continuing increase in the number of libraries implementing automated systems to serve other than resource sharing library purposes but which are compatible with online database access uses), there may well be a cross-over point at which it will make sense to distribute the database and implement one or more alternative access systems.

Appendix A

CATALIST, Second Edition Summary of
General Survey Responses

1. Has your library received your copy of CATALIST, 2nd Edition: Yes No
Number of Responses: 169 167 2

2. Do you have a microfiche reader suitable for the use of CATALIST? Yes No
Number of Responses: 170 169 1

3. Where is your library's copy of CATALIST, 2nd Edition, kept?
Number of Responses: 150

a. Reference desk	50
b. Technical service	12
c. Circulation desk	10
d. ILL dept.	56
e. Other public area (specify)	7
f. Other non-public area (specify)	15

4. Approximately how often per month is CATALIST, 2nd Edition, used in your library?

Number of Responses: 168

a. 0 times per month (Please see instructions in cover letter.)	16
b. Fewer than 5 times per month	13
c. 6-10 times per month	21
d. 11-25 times per month	33
e. 26-50 times per month	35
f. 51-100 times per month	27
g. 101-200 times per month	14
h. More than 200 times per month	9

5. Of your library's total use of CATALIST, 2nd Edition please indicate below the approximate percentage of use for the following functions:

Number of Responses: 152

a. Obtaining ILL holdings data	53.8 %
b. Bibliographic verification	20.4 %
c. General Reference Usage	4.3 %
d. Specific Subject Reference Usage	5.9 %
e. Acquisitions decisions	0.5 %
f. Cataloging source	3.5 %
g. Obtaining holdings data for direct loans	10.4 %
h. Use by members of the public	0.7 %
i. Others; please specify	

0.5 %

%

100%

6. In your opinion, were the instructional materials provided with the fiche sufficient for obtaining the knowledge needed to use CATALIST effectively?

Yes No
 150 2

Number of Responses: 152

7. If no, what was needed in addition?

Number of Responses: 2

- a. More detailed instructions?
- b. Some on-site training?
- c. Other; please indicate: 0

Yes No
 Yes No

The following group of questions pertain to the effectiveness of CATALIST, 2nd Edition in performing or supporting various library functions. Please ask the person(s) on your staff who is in the best position to judge this effectiveness for each of the functions listed.

8. How effective has CATALIST been for your library? On a scale of 1 - 10 (10 being the highest), please rate how useful you have found CATALIST in each of the functions below. If you have found CATALIST equally effective for several functions, duplicate ratings may be assigned.

Record a zero (0) if you have not used CATALIST for a particular purpose.

Number of Responses: 141	Average Effectiveness Rating
a. Obtaining ILL holdings data	<u>7.4</u>
b. Bibliographic verification	<u>7.0</u>
c. General Reference Usage	<u>5.7</u>
d. Specific Subject Reference Usage	<u>5.8</u>
e. Acquisitions decisions	<u>4.2</u>
f. Cataloging source	<u>5.1</u>
g. Obtaining holdings data for direct loans	<u>6.5</u>
h. Use by members of the public	<u>5.2</u>
i. Other functions: please specify and rate	

9. For sources for ILL holdings data for monographs please enter below, in the order you normally search, the finding tools your library owns and regularly uses (e.g., OCLC, RLIN, System Union Catalog, NUC, CATALIST, 2nd Edition, etc.)

Number of Responses: 143

Most Frequently Cited

Search Order

Finding Tool

1	<u>CATALIST (70 libraries)</u>
2	<u>CATALIST (44 libraries)</u>
3	<u>CATALIST (23 libraries)</u>
4	<u>NUC (11 libraries)</u>
5	<u>NUC (7 libraries)</u>

10. Approximately how many interlibrary loan requests does your library initiate monthly?

Average 182 monograph requests/month
 Number of Responses: 138

11. How easy to use is CATALIST, 2nd Edition?

Number of Responses: 150

Number of Libraries

- | | |
|--|----|
| a. Very easy to use -- no problems. | 81 |
| b. Easy to use -- some problems. | 67 |
| c. Difficult to use -- significant problems. | 2 |
| d. Very difficult to use -- major problems. | 0 |

12. To what extent on a scale of 1 - 10 (10 being the greatest extent), were potential deficiencies to CATALIST a problem for you? Problems of equal magnitude may be assigned equal ratings.

Record a zero (0) if you did not find the characteristic listed a problem for you.

Number of Responses: 117	Number of Libraries	Average Rating
a. Did not list many titles for which we were searching.	117	<u>4.6</u>
b. Holdings data proved inaccurate.	88	<u>4.4</u>
c. Microfiche form of catalog too troublesome for effective use.	31	<u>3.2</u>
d. Format of entries difficult for use.	53	<u>2.9</u>
e. Variations in entries, resulting in duplication of titles.	83	<u>4.0</u>
f. Filing order inaccurate.	57	<u>3.4</u>
g. Visual quality of fiche poor.	33	<u>2.6</u>
h. Locating the correct fiche to search difficult.	33	<u>2.6</u>

13. In your opinion has the use of CATALIST, 2nd Edition had a significant impact on your library's/System's ILL patterns?

Yes No
 101 47

Number of Responses: 148

14. Please indicate how useful you have found the subject section of CATALIST, 2nd Edition, in performing or supporting the following functions (use a scale of 1 - 10, 10 being the most useful):

Number of Responses: 106

Average Rating

- | | |
|--|--------------------|
| a. As an aid in collection building | 2.5 |
| b. As an aid in preparing bibliographies | 2.6 |
| c. Subject reference use by staff | 6.0 |
| d. Subject reference use by public | 4.5 |
| e. Others; please specify and rate | <u>no response</u> |

15. What is the relative value of the subject section for your library?
If the Author/Title section alone was priced at \$100 please indicate
in a range of 0 to \$50 what you feel would be the appropriate price
for the subject section.

Number of Responses: 117

Average
29.5

The following questions are designed to provide information useful in planning the form (cumulative vs. supplement) and frequency of future editions of CATALIST. As CATALIST grows in size the cost of producing the list increases also. The frequency and comprehensiveness of each edition also have a significant impact on the production cost of the tool. We are therefore asking you to answer the following questions based on your best judgement of what your library would purchase at the prices indicated. Please ask the person(s) on your staff who actually makes such decisions to complete questions 17 - 21 below.

16. If cost were not a consideration, please rate on a scale of 1 - 10 (10 being the most desirable) the desirability from your library's point of view of the following publication options for CATALIST:

Number of Responses: 130

Average Rating

- | | |
|--|------------|
| a. Full cumulative annual edition (present practice) | <u>8.6</u> |
| b. Full cumulative annual edition with six months supplement | <u>7.6</u> |
| c. Full cumulative biennial edition with 3 six month supplements | <u>4.5</u> |
| d. Full cumulative biennial edition with 1 annual supplement | <u>4.5</u> |
| e. Full cumulative base edition with annual supplements thereafter | <u>3.3</u> |

17. Assuming CATALIST were to continue to be published as a full cumulative annual edition, please indicate how many copies your library would be likely to purchase at the prices indicated:

Number of Responses: 135

<u>First Copy Price</u>	<u>We would purchase one copy at (check highest applicable)</u>
\$150	<u>72</u> libraries
\$200	<u>16</u> libraries
\$250	<u>24</u> libraries
\$300	<u>11</u> libraries
\$350	<u>4</u> libraries
\$400	<u>2</u> libraries
\$450	<u>1</u> library
\$500	<u>4</u> libraries
\$600	<u>0</u> libraries
\$700	<u>0</u> libraries
\$800	<u>1</u> library

18. Assuming CATALIST were to be published as a fully cumulated annual edition with a six month supplement, please indicate how many copies your library would be likely to purchase at the prices indicated (prices are annual cost per copy):

Number of Responses: 127

<u>First Copy Price</u>	<u>We would purchase one copy at (check highest applicable)</u>
\$150	<u>60</u> libraries
\$200	<u>22</u> libraries
\$250	<u>23</u> libraries
\$300	<u>9</u> libraries
\$350	<u>5</u> libraries
\$400	<u>3</u> libraries
\$450	<u>0</u> libraries
\$500	<u>5</u> libraries
\$600	<u>0</u> libraries
\$700	<u>0</u> libraries
\$800	<u>0</u> libraries

19. If CATALIST were published as a full edition every two years with 3 six month supplements, please indicate how many copies your library would be likely to purchase at the prices indicated (prices are annual cost per copy):

Number of Responses: 113

<u>First Copy Price</u>	<u>We would purchase one copy at (check highest applicable)</u>
\$150	<u>57</u> libraries
\$200	<u>19</u> libraries
\$250	<u>16</u> libraries
\$300	<u>8</u> libraries
\$350	<u>5</u> libraries
\$400	<u>1</u> library
\$450	<u>1</u> library
\$500	<u>6</u> libraries
\$600	<u>0</u> libraries
\$700	<u>0</u> libraries
\$800	<u>0</u> libraries

20. Assuming CATALIST were to be published as a full edition every two years with an annual supplement, please indicate how many copies your library would be likely to purchase at the prices indicated (prices are annual cost per copy):

Number of Responses: 109:

<u>First Copy Price</u>	<u>We would purchase one copy at (check highest applicable)</u>
\$150	<u>60</u> libraries
\$200	<u>12</u> libraries
\$250	<u>17</u> libraries
\$300	<u>8</u> libraries
\$350	<u>2</u> libraries
\$400	<u>3</u> libraries
\$450	<u>0</u> libraries
\$500	<u>6</u> libraries
\$600	<u>0</u> libraries
\$700	<u>0</u> libraries
\$800	<u>1</u> library

21. Assuming CATALIST were to be published in one final fully cumulated edition with annual supplements thereafter, please indicate how many copies your library would be likely to purchase at the prices indicated (prices are annual cost per copy):

Number of Responses: 96

<u>First Copy Price</u>	<u>We would purchase one copy at (check highest applicable)</u>
\$150	<u>64</u> libraries
\$200	<u>10</u> libraries
\$250	<u>11</u> libraries
\$300	<u>4</u> libraries
\$350	<u>1</u> library
\$400	<u>1</u> library
\$450	<u>1</u> library
\$500	<u>3</u> libraries
\$600	<u>0</u> library
\$700	<u>1</u> library
\$800	<u>0</u> library

CATALIST Evaluation Search/Hit Rate Data Collection Form

Instructions: We are trying to get a picture of where CATALIST fits in relation to the other major finding tools in use throughout the state. To accomplish this we must gather data not only on CATALIST hits but also on all other major finding tools in regular use. Therefore please complete one form for each finding tool your library regularly searches to obtain location information for ILL. If your library forwards all ILL requests to a centralized searching facility DO NOT COMPLETE THESE FORMS. If your library does its own searching for ILL locations:

1. Complete the lines for library name and finding tool name (one form for each finding tool your library regularly uses).
2. Place each form in a convenient, prominent location near the appropriate finding tool (OCLC terminal, NUC shelves, CATALIST microfiche reader, etc.)
3. Other than tallying searches and results, do not vary your library's normal ILL searching strategies and procedures. If the results of the sample suggest that your library might want to modify your current practice we would like to hear about it, but conduct "business as usual" during the sample period.
4. Instruct all staff who regularly search for ILL locations to tally each search and its results on the form provided in the following manner:
 5. Tally marks for searches and hits are to be entered in the row that indicates the "order searched" for the individual title being searched, e.g. if the title being searched in OCLC has previously been searched without success in the System Union Catalog, the tally marks for search and hit should be placed in the second row since this is the second finding tool in which this title has been searched. (See sample search)
 6. Hits are to be recorded in two categories: "Delivery Area" and "Other". For the purposes of this survey a "Delivery Area Hit" is a library with which your library has a regular delivery arrangement. All other hits are "Other".
 7. Record only one hit per search, even if the finding tool indicates multiple locations. If both "Delivery Area" and "Other" hits result record only the "Delivery Area" hit.
8. We are requesting a two week sample period. Enter the beginning date and ending date for your library's sample in the space provided at the bottom of each form. If, at the end of the sample period, ILL staff feel that the sample is in some way atypical or non-representative of normal activity please include a brief statement indicating what was unusual and any possible reasons for the atypicality of the data.
9. When the sample period is over please total the tally marks in each row/column "box" (unless you needed multiple forms for a single finding tool you can just write the arabic numeral total in each box - we don't need a "clean" form); add up the 'Delivery Area' and 'Other' hits and enter in the "Total Hits" column; and enter the total of each column in the "TOTALS" row across the bottom.

10. Return all completed forms to:
 Cameron Robertson
 Systems & Automation Office
 California State Library
 P.O. Box 2037
 Sacramento, CA 95809

no later than November 16, 1981.

11. Some cases (for example, Round Robin TWX lists; system union catalogs that also serve as local catalogs, etc.) will require special arrangements to ensure uniform data collection. If your system or library uses such tools or if you have any questions about the survey in general or the Search/Hit Rate Data Collection forms please call Cameron Robertson (916) 322-0365.

12. A sample search is attached to illustrate the above instructions.

Sample Search

An ABC public library patron has requested Three Men In A Boat by Jerome K. Jerome.

The title has been verified (this verification search is not counted for the survey unless the verification tool used doubles as a location finding tool). The ABC PL is an OCLC cataloging and ILL participant and the searcher decides to try "online" first. The online search reveals 4 locations for the title, all within the state - but none of which are on the XYZ system's delivery route. The searcher records the search results on the survey form next to the OCLC terminal: (Note that even though four locations were found only 1 "hit" is recorded.)

CATALIST Evaluation Search/Hit Data

Library Reporting: ABC Public

Finding Tool: OCLC

Order Searched	Number of Searches	Delivery Area Hits	Other Hits	Total Hits
First time this Title searched	1		1	
Second time this searched			1	

The searcher would prefer to find a location within the library's delivery area. The ABC public library participates in the XYZ cooperative library system which publishes a COM system union catalog, and the ILL searcher decides to look there. The union catalog search indicates that a system member holds a copy of the title. The searcher records the result of the search on the survey form next to the microfiche reader:

CATALIST Evaluation Search/Hit Data

Library Reporting: ABC Public

Finding Tool: XYZ System Union Catalog

Order Searched	Number of Searches	Delivery Area Hits	Other Hits	Total Hits
First time this Title searched				
Second time this Title searched	1	1		
Third time this Title searched				

Note that the tally marks appear in the second row since this is the second time this title has been searched.

The searcher feels that with an in-system location and 4 "back-ups" there is an excellent chance to obtain a copy of the title for the patron and continues the ILL process without searching further.

Even though CATALIST was never searched in this example we still need the data for the two finding tools that were consulted. Please tally each search of each finding tool with the sole exception of those titles which require more than five searches. For these record the results of the first five searches only.

N.B. If your library uses more than one person to search a single title you will need to devise a means of letting an individual searcher know where they are in the search order. If the search order is rigid (RLIN always first; CATALIST always second, ...) then you can simply cross out the non-occurring boxes on the collection form. If the order varies from title to title a pencilled record of sources searched on the original P-slip or request form will allow a searcher to enter the tally marks in the appropriate row.

CATALIST Evaluation Search/Hit Data

Library Reporting: _____

Finding Tool: _____

Order Searched	Number of Searches	Delivery Area Hits	Other Hits	Total Hits
First time this <u>Title</u> searched				
Second time this <u>Title</u> searched				
Third time this <u>Title</u> searched				
Fourth time this <u>Title</u> searched				
Fifth time this <u>Title</u> searched				
TOTALS				

Start Date:

End Date:

CATALIST Evaluation Search/Hit Data

Library Reporting: _____

Finding Tool: _____

Order Searched	Number of Searches	Delivery Area Hits	Other Hits	Total Hits
First time this <u>Title</u> searched				
Second time this <u>Title</u> searched				
Third time this <u>Title</u> searched				
Fourth time this <u>Title</u> searched				
Fifth time this <u>Title</u> searched				
TOTALS		54		



Date: _____

End Date: _____

Appendix C

Comments in response to Question 13: "In your opinion has the use of CATALIST, 2nd Edition had a significant impact on your library's/System's ILL patterns? If yes, please state briefly what the impact has been."

1. More ILL's.
2. Expediates loans, generally there have been no problems.
3. System Research Center sends requests directly to libraries showing holdings in CATALIST making ILL process faster. Bibliographic verification eliminates errors.
4. Because we do not own the major tools that give holdings, it gives us a quick way to check for holdings, particularly of technical and "non-public library type" materials.
5. Speed, accuracy - gives us some idea of where, outside the MCLS system the material we are searching for can be found - our only fource for this.
6. Allows us to pinpoint locations for rush requests; gives an additional verification source.
7. High proportion of hits has meant we offer ILL service to patrons, or simply try CATALIST automatically if unable to supply from within the system.
8. We have gone directly to locations listed on CATALIST, with a definite improvement in turnaround time instead of using our NSCLS ILL Network (which did not provide locations information in any form).
9. It has been a great help in both verification and locating titles for specific subject reference.
10. We can now order materials direct from system members which hold them, instead of going through Stockton.
11. The CATALIST has cut the search time for our library by at least 50% in verifying requests.
12. For the first time we are receiving 80% of Interlibrary loans!
13. The loss of SCILL has had a large impact on the library staff time for ILL has tripled. Can't satisfy as many requests. No longer have access to universitites. CATALIST does not fill the vaccuum created by SCILL's loss.
14. We are now able to go directly to owning library on ILL thus relieving some of the burden on system personnel.
15. We are able to list for our ILL center locations of materials outside system.

16. Sending more direct requests, rather than going through a system.
17. Immediate knowledge of books available to borrow for our patrons. Also more use of our books through ILL requests to us.
18. Helps in specific location of books and verification of bibliographic information.
19. We've had more requests for our books.
20. The advent of CATALIST has changed the order of procedures for billing interlibrary loan requests.
21. We find that in researching a book, it is a lot easier to go to the CATALIST than searching through several reference books. Public as well as staff use CATALIST for bibliographic verification and identification of materials on a particular subject.
22. Immensely has improved our ability to locate ILL items, in time and money.
23. Quicker turn around time by eliminating CSL Union Catalog check - so we don't go to CSL if found in CATALIST.
24. With demise of SCILL and cutback on services provided by MCLS and now Santiago Library System, we rely heavily on CATALIST for locations.
25. Involves more search time, since we formerly had only BIP and System fiche for tools. However, patron requests are being filled faster than before.
26. More out-of-system borrowing. This is offset by difficulty in obtaining material.
27. It has meant that we can verify more of our own requests, instead of having to send to Eureka for verification. Also, it seems our requests are being processed a little faster because we are able to provide EIC with initial location information.
28. Eliminated the approximately two week wait for locations from State Library on about 50-60% of requests previously sent to State Library for locations.
29. Simplification of the verification process.
30. It has largely replaced CSL Union file as source of state holdings, particularly for books published in 60's and 70's.
31. In-house use faster than union checks at headquarters.
32. Users are very enthusiastic about it, and now that they know what books are available they are requesting many more books than previously.
33. It is better than nothing but is too inaccurate. Helps often in verifying materials but not good as ILL tool.
34. Saves time; we go to CSL less often.

35. Provides backup to System Union Catalog.
36. Less use of State Library List.
37. Instead of sending requests to System ILL headquarters, we use CATALIST and request loans directly, after checking CLSI county holdings.
38. Helps to find locations in California.
39. Makes verification easier and more often able to verify at this level.
40. Prior to obtaining CATALIST, 2nd ed. we had no proper verification tool or union catalog. Monographic ILL consisted of shooting in the dark. It has meant a 99.9% improvement.
41. We check in CATALIST before sending requests to State Library for locations. Saves much time.
42. We send more requests to individual California libraries rather than depending upon the California State Library to provide us with locations.
43. With the re-organization of our reference center (LOCNET) we have started using CATALIST heavily.
44. ILL requests/deliveries exact and easier. Teachers (academic and vocational education, counselors, therapists, etc.) Law Research reference tool.
45. As a verification tool it speeds up inter-library loan.
46. All titles are verified through CATALIST first. If locations are found, we only ask for a PLS Union Catalog check, otherwise we ask PLS to go on to CSL for listings.
47. We send fewer requests to State Library now, thereby shortening fill time.
48. In house, ILL librarian goes directly to CATALIST to search for verification and holdings.
49. North Bay holdings have been included in the 2nd Edition and this has been a considerable help in locating listings of more recent titles.
50. Tended to direct requests toward those libraries whose holdings were listed and therefore away from some of the other libraries in the system.
51. It has been valuable as a verification tool thereby speeding up the ILL process.
52. Often will obviate the need to ILL -- patron, in finding that a local library has the book, will travel to that library to get it. So if anything, it has cause ILL's to decrease somewhat.
53. Requests to borrow our material increased over 78%! We received 257 requests one week! .5 staff time and all reimbursements to the system.
54. Much easier verification to facilitate rapid ILL service.

55. Makes verifying a request easier and often speeds up the amount of time it takes to obtain a title by requesting direct.
56. It has provided the only "union catalog" access we have to other North State libraries without going to the State Library. It therefore shortens our response time for those titles which are listed.
57. Increases response time; provides only subject access for system reference questions other than BIP. Most ILL requests have already been searched in CATALIST before they come to us, so we don't actually use CATALIST for ILL as much as individual libraries.
58. Some increased ILL usage because of public use.
59. Provides a starting point from which to initiate a search for a specific monograph not in our collection.
60. It is now possible to pinpoint a holding and order directly from most responsive source.
61. Gave us more areas (libraries) to search.
62. It has decreased the staff time needed to verify ILL requests.
63. Except for esoteric requests, CATALIST because of its accessibility, ease and speed of use, including its acceptability in serving as bibliographic verification, is our first source for ILL outside our system. It has had a major impact on the speed and costs of serving a significant portion of our ILL requests. Needs improvement, but I hate to think of trying to handle ILL's without CATALIST or similar successor.
64. To reduce the need for TWXing the State Library for sources. Their response time averaged two weeks. A time saver.
65. Processing ILLs is significantly faster.
66. Saves time in determining holdings.
67. There has been an increase in the number of ILL requests initiated by the library.
68. Other library holdings are more readily available.
69. By ordering directly from holding library instead of requesting a search at State Library.
70. It provides holding information where CSL leaves off.
71. We are loaning to more out of system libraries and borrowing more from out of system sources.
72. Information regarding holdings in libraries for ILL loans.
73. It helps sometimes in shortening ILL process by being able to go directly to a holding library.

74. It hasn't changed our ILL patterns but we have been able to verify and correct many ILL requests. Books on esoteric subjects have been found.
75. Faster bibliographic verification.
76. We start with CATALIST when searching for locations of requested titles. Find it goes a lot faster than checking other bibliographic sources and sending the request on to State Library, which was our pattern in the past. (Pre CATALIST)
77. We are aware immediately of some other library's holdings.
78. Does save a few phone calls.
79. Easily accessible source for ILL searches.
80. Only for verification.
81. It is helping to locate books outside our immediate system and request these materials either directly (ala, whisper-writer) or through sls/locnet.
82. Both in sending and receiving ILL requests, volume has greatly increased; this is a burden as well as an advantage because it overloads our ILL person - our system (NBC) used to do much of this work.
83. Some impact. We are doing a few more ILL's outside our system.
84. CATALIST is used in place of Union Catalog in times prior to OCLC conversion.
85. Eliminates in many cases the necessity to ask State Library for holdings. Turn around time has thus improved.
86. We have been able to eliminate about 25% of our sending to CSL for locators. We gain access to 1979-80 titles which are not available through CSL.
87. Increased awareness of holdings in local and regional libraries
88. Patrons receive items sooner - not necessary to wait for reply from California State Library.
89. Several items I would have turned to academic library for were located close by in public library.
90. Listings search usually successful with CATALIST II, enabling us to quickly send request on TWX.
91. We can send requests directly to libraries in our system (now that our TWX has been removed and there's no "round robin")
92. CATALIST has given us the capability of going directly to the probable source and has eliminated the intervening step of querying the CSL.
93. Provided another source and more titles are available.

94. Use CATALIST as first checking after our own catalog.
95. It saves time, as about eight out of ten titles are there.