

DOCUMENT RESUME

ED 220 699

CE 033 795

AUTHOR Stark, Pamela
TITLE Handwashing Technique. Instructor's Packet. Learning Activity Package.

INSTITUTION California State Dept. of Education, Sacramento. Bureau of Publications.

PUB DATE 82

NOTE 20p.; For related document see CE 033 794. For other documents in the series see CE 033 788-811.

AVAILABLE FROM Bureau of Publications, California Dept. of Education, P.O. Box 271, Sacramento, CA 95802 (\$1.50).

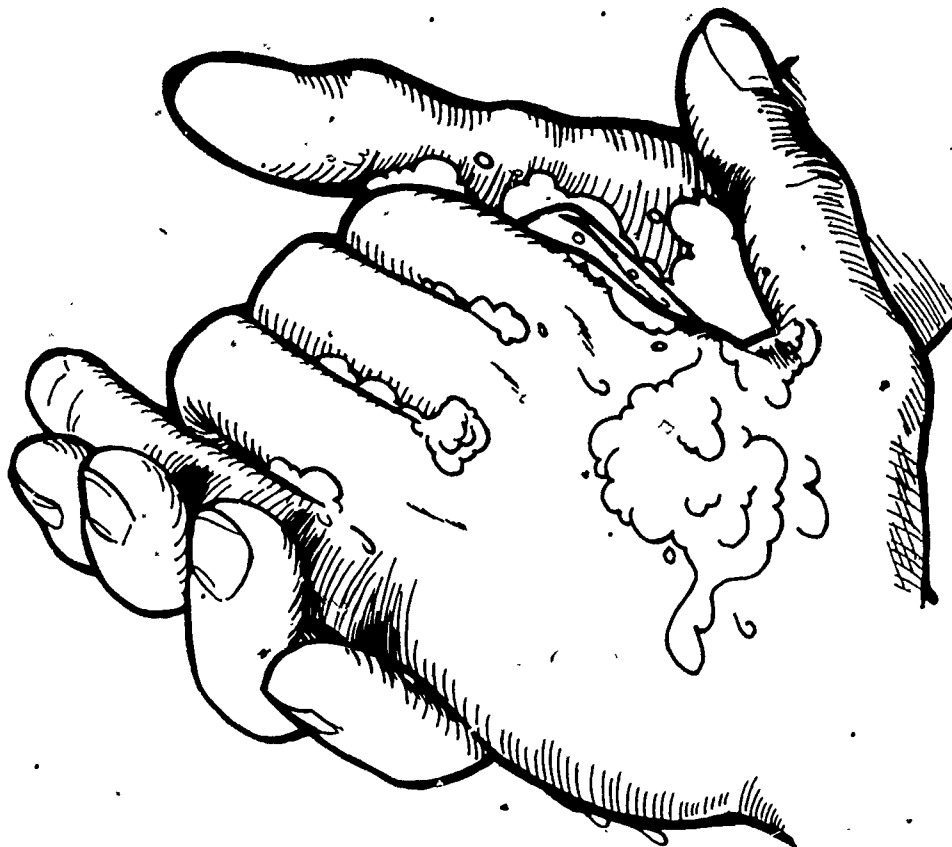
EDRS PRICE MF01 Plus Postage. PC Not Available from EDRS.
DESCRIPTORS Allied Health Occupations; *Allied Health Occupations Education; Check Lists; *Hygiene; Individualized Instruction; Instructional Materials; Learning Modules; Performance Tests; Postsecondary Education; *Sanitation; Secondary Education; Teaching Guides

ABSTRACT This instructor's packet accompanies the learning activity package (LAP) on handwashing. Contents included in the packet are a time sheet, suggested uses for the LAP, an instruction sheet, final LAP reviews, a final LAP review answer key, a student performance checklist, an additional resources list, and student completion cards to issue to students as an indicator of successful LAP completion. (YLB)

* Reproductions supplied by EDRS are the best that can be made *
* from the original document. *

ED220699

HANDWASHING TECHNIQUE



U.S. DEPARTMENT OF EDUCATION
NATIONAL INSTITUTE OF EDUCATION
EDUCATIONAL RESOURCES INFORMATION
CENTER (ERIC)

This document has been reproduced as
received from the person or organization
originating it.
Minor changes have been made to improve
reproduction quality.

• Points of view or opinions stated in this docu-
ment do not necessarily represent official NIE
position or policy.

"PERMISSION TO REPRODUCE THIS
MATERIAL IN MICROFICHE ONLY
HAS BEEN GRANTED BY

T. Smith

TO THE EDUCATIONAL RESOURCES
INFORMATION CENTER (ERIC)."

CALIFORNIA STATE DEPARTMENT OF EDUCATION
Wilson Riles, Superintendent of Public Instruction
Sacramento, 1982

2E033795

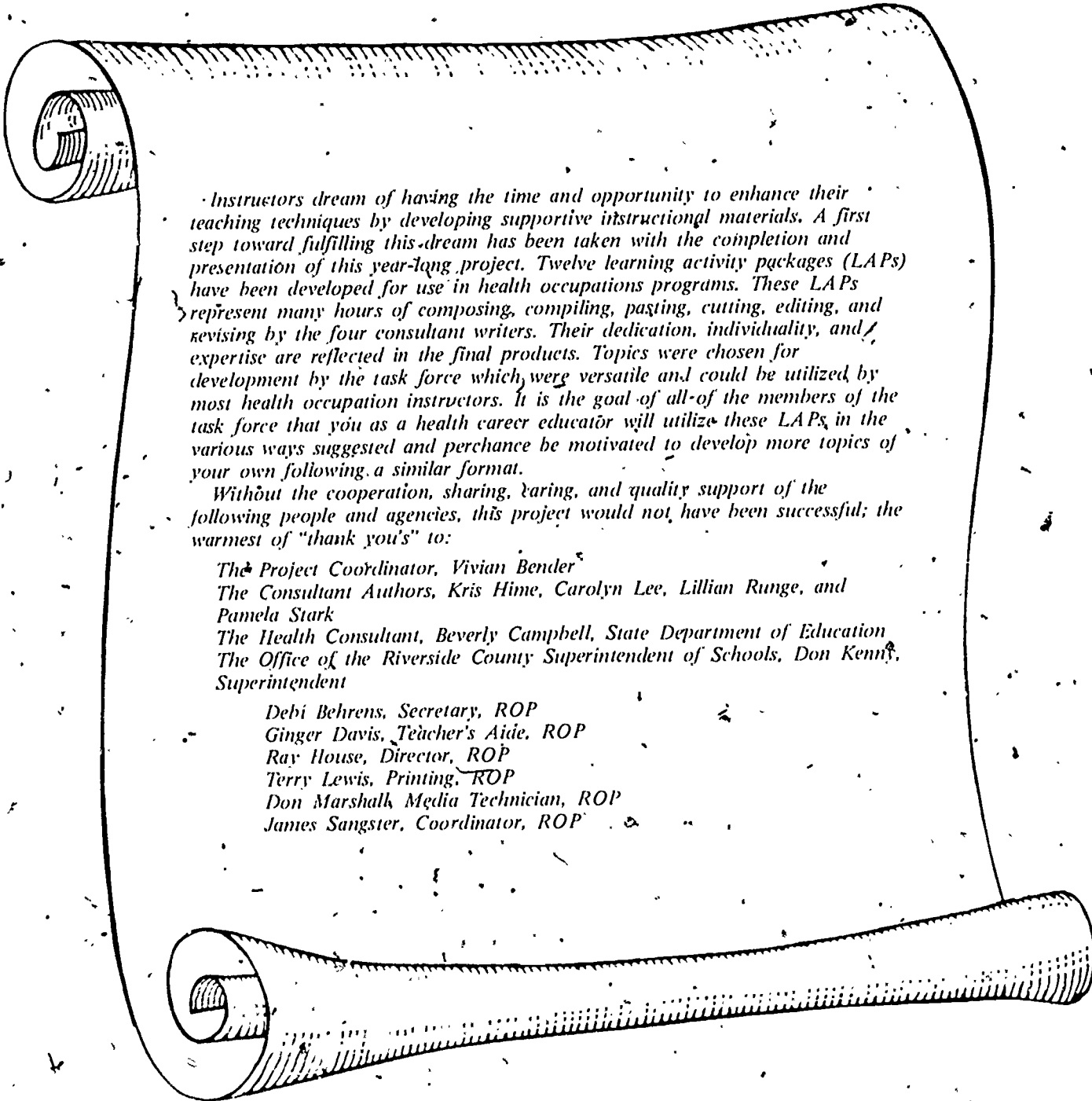
HANDWASHING TECHNIQUE

INSTRUCTOR'S PACKET

PREPARED BY: PAMELA STARK, RDA, CDA
INSTRUCTOR, GROSSMONT SCHOOL DISTRICT

This learning activity package, which was funded under Public Law 94-482 and Public Law 95-40, was prepared and published by the California State Department of Education, 721 Capitol Mall, Sacramento, CA 95814, and distributed under the provisions of the Library Distribution Act.

1982



Instructors dream of having the time and opportunity to enhance their teaching techniques by developing supportive instructional materials. A first step toward fulfilling this dream has been taken with the completion and presentation of this year-long project. Twelve learning activity packages (LAPs) have been developed for use in health occupations programs. These LAPs represent many hours of composing, compiling, pasting, cutting, editing, and revising by the four consultant writers. Their dedication, individuality, and expertise are reflected in the final products. Topics were chosen for development by the task force which were versatile and could be utilized by most health occupation instructors. It is the goal of all of the members of the task force that you as a health career educator will utilize these LAPs in the various ways suggested and perchance be motivated to develop more topics of your own following a similar format.

Without the cooperation, sharing, caring, and quality support of the following people and agencies, this project would not have been successful; the warmest of "thank you's" to:

The Project Coordinator, Vivian Bender

The Consultant Authors, Kris Hime, Carolyn Lee, Lillian Runge, and Pamela Stark

The Health Consultant, Beverly Campbell, State Department of Education

The Office of the Riverside County Superintendent of Schools, Don Kenny, Superintendent

Debi Behrens, Secretary, ROP

Ginger Davis, Teacher's Aide, ROP

Ray House, Director, ROP

Terry Lewis, Printing, ROP

Don Marshall, Media Technician, ROP

James Sangster, Coordinator, ROP

CONTENTS

| | <u>PAGE</u> |
|---------------------------------------|-------------|
| INSTRUCTOR' PACKET..... | 1 |
| TIME..... | 2 |
| SUGGESTED USES FOR THE MATERIALS..... | 3 |
| INSTRUCTION SHEET..... | 4 |
| FINAL LAP REVIEW..... | 5 |
| STUDENT PERFORMANCE CHECKLIST..... | 8 |
| ADDITIONAL RESOURCES..... | 9 |
| SUGGESTED ACTIVITIES..... | 10 |
| COMPLETION CARDS..... | 11 |
| WORK SHEET..... | 12 |

INSTRUCTOR'S PACKET

A LAP IS AN INDIVIDUALIZED LEARNING ACTIVITY PACKAGE TO ASSIST THE STUDENT TO ACQUIRE KNOWLEDGE FOR A SPECIFIC TOPIC.


INCLUDED IN THIS PACKET ARE THE FOLLOWING:

1. SUGGESTED USES FOR LAP
2. INSTRUCTION SHEET
3. LAP REVIEW
4. LAP REVIEW KEY
5. SUGGESTED ACTIVITY LIST
6. ADDITIONAL RESOURCES
7. STUDENT COMPLETION CARDS
8. STUDENT WORK SHEET

TIME REQUIRED WILL VARY WITH EACH STUDENT, BUT THE INSTRUCTOR

SHOULD ALLOW AT LEAST _____ MINUTES FOR THE STUDENT TO

COMPLETE THIS LAP.



SUGGESTED USES FOR THE MATERIALS INCLUDED IN THIS LAP ARE LISTED BELOW:



REVIEW

EVALUATION

SPIRIT MASTERS

XEROX

HANDOUTS

REMEDIAL WORK

TOPIC CHALLENGE FOR STUDENT


OVERHEADS

DITTOS

POSTERS

MAKE-UP WORK

CLASSROOM ACTIVITIES



1. GIVE EACH STUDENT A LAP.
2. HAVE EACH STUDENT READ THE LAP AND COMPLETE THE REVIEW SECTIONS.
THE STUDENT MUST GET EVERY QUESTION IN THE REVIEW SECTION CORRECT BEFORE CONTINUING ON TO THE NEXT TOPIC. IF ALL OF THE ANSWERS ARE NOT CORRECT, REPEAT THE SECTION OR TOPIC.
3. WHEN THE LAP IS COMPLETED, THE LAP AND WORK SHEETS SHOULD BE TURNED IN TO THE INSTRUCTOR, AND THE STUDENT SHOULD BE GIVEN THE FINAL LAP REVIEW.
4. AFTER ALL* OF THE FINAL LAP REVIEW QUESTIONS ARE ANSWERED CORRECTLY, THE STUDENT WILL RECEIVE A COMPLETION CARD. COMPLETION CARDS ARE INCLUDED IN THIS PACKET.
5. THE TIME FOR COMPLETING THE LAP WILL VARY WITH EACH STUDENT.

*IF THE STUDENT DOES NOT ANSWER ALL OF THE QUESTIONS CORRECTLY, RETURN THE LAP TO THE STUDENT FOR FURTHER REVIEW.

HANDWASHING
FINAL LAP REVIEW

NAME _____
DATE _____

TRUE OR FALSE (CIRCLE ONE)

- | | | | |
|-----|---|---|---|
| 1. | WHEN YOU WASH YOUR HANDS, IT PROTECTS THE PATIENT AND OTHERS. | T | F |
| 2. | PATHOGENIC MICROORGANISMS ARE SPREAD MORE BY HANDS THAN ANY OTHER MEANS. | T | F |
| 3. | STAPHYLOCOCCUS IS THE MOST COMMON PATHOGENIC SPREAD THROUGH IMPROPER MEDICAL ASEPTIC HANDWASHING. | T | F |
| 4. | "STAPH" CAUSES STIES ON EYELIDS. | T | F |
| 5. | "STAPH" CAUSES INFECTION AROUND FINGERNAILS. | T | F |
| 6. | JEWELRY DOES NOT HAVE TO BE REMOVED WHEN YOU WASH YOUR HANDS. | T | F |
| 7. | COLD WATER IS BEST FOR WASHING YOUR HANDS. | T | F |
| 8. | WHEN YOU WET YOUR HANDS, THE FINGERTIPS SHOULD BE POINTED DOWN. | T | F |
| 9. | SOAP DOES NOT HAVE TO BE USED TO WASH YOUR HANDS. | T | F |
| 10. | A STIFF NAIL BRUSH IS USED TO CLEAN SOILED AREAS ON THE SKIN AND UNDER FINGERNAILS. | T | F |
| 11. | WHILE RINSING YOUR HANDS, RUNNING WATER FLOWS FROM THE WRISTS DOWN TO THE FINGERS. | T | F |
| 12. | TO AVOID CHAPPING, DRY YOUR HANDS VERY GENTLY. | T | F |
| 13. | GERMS THRIVE ON DRY SURFACES. | T | F |
| 14. | THE SAME TOWEL IS USED TO DRY THE HANDS AND TO TURN OFF THE FAUCET. | T | F |

15. AFTER WASHING YOUR HANDS, YOU PLACE THE TOWEL
IN THE WASTE CAN.

NOW, USING THE TEN STEPS FROM YOUR LAP, DEMONSTRATE TO YOUR
INSTRUCTOR THE PROPER WAY TO WASH YOUR HANDS.

REVIEW KEY HANDWASHING

TRUE OR FALSE:

1. TRUE
2. TRUE
3. TRUE
4. TRUE
5. TRUE
6. FALSE
7. FALSE
8. TRUE
9. FALSE
10. TRUE
11. TRUE
12. TRUE
13. FALSE
14. FALSE
15. TRUE

NAME _____

8

DATE _____

STUDENT PERFORMANCE CHECKLIST

- | | YES | NO | REMARKS |
|--|-----|----|---------|
| 1. REMOVED JEWELRY | | | |
| 2. TURNED FAUCET ON ADJUSTING WATER TO WARM | | | |
| 3. WET HANDS WITH FINGERTIPS POINTED DOWNWARD | | | |
| 4. APPLIED SOAP, LATHERED HANDS, AND RINSED WITH FINGERTIPS DOWNWARD | | | |
| 5. REAPPLIED SOAP, CREATED LATHER, AND VIGOROUSLY RUBBED HANDS IN A CIRCULAR MOTION AND INTERLACED THE FINGERS | | | |
| 5A. STATED OR DEMONSTRATED WHEN A NAIL BRUSH WOULD BE USED | | | |
| 6. RINSED THE HAND WITH FINGERTIPS DOWN | | | |
| 7. DRIED HAND WELL, WORKING FROM THE FINGERTIPS TO THE WRIST. | | | |
| 8. TURNED OFF THE FAUCET WITH A DRY PAPER TOWEL | | | |
| 9. WIPED THE SURFACES SURROUNDING THE SINK WITH A DRY PAPER TOWEL (WITHOUT CONTAMINATING THE HANDS) | | | |
| 10. PLACED TOWEL IN WASTE CAN | | | |

ADDITIONAL RESOURCES

EMERGENCY MEDICAL GUIDE BY JOHN HENDERSON, M.D.

ISOLATION TECHNIQUES FOR USE IN HOSPITALS BY U.S. DEPARTMENT OF HEALTH, EDUCATION, AND WELFARE

TAKE CARE OF YOURSELF--A CONSUMER'S GUIDE TO MEDICAL CARE BY DONALD M. VICKERY, M.D., JAMES F. FRIES, M.D.

MEDICAL ASEPSIS (FILMSTRIP) BY TRAINEX CORPORATION

HANDWASHING TEACHING STRATEGY BY GLO GERM COMPANY

COMPLETION CARDS

STUDENT COMPLETION CARDS ARE PROVIDED FOR THE INSTRUCTOR TO ISSUE TO THE STUDENTS WHO SUCCESSFULLY COMPLETE THE LAP.

SUGGESTED ACTIVITIES

1. 'DAY OF "COUNT THE NUMBER OF TIMES YOU WASH YOUR HANDS."
(NOT JUST AT WORK BUT AT HOME AS WELL.)
2. COMPARE A PERSON THAT IS IN THE MEDICAL PROFESSION AND
A FOOD HANDLER ON THE REASONS WHY THEY WASH THEIR HANDS.
3. SKIT "WHAT COULD HAPPEN TO YOU AND YOUR PATIENT IF YOU
DON'T WASH YOUR HANDS?"
4. EXAMINE SLIDES OF BACTERIA PROJECTED ON A SCREEN.

This is to certify that

has successfully completed the
Handwashing L.A.P.
Date: _____
Instructor: _____

This is to certify that

has successfully completed the
Handwashing L.A.P.
Date: _____
Instructor: _____

This is to certify that

has successfully completed the
Handwashing L.A.P.
Date: _____
Instructor: _____

This is to certify that

has successfully completed the
Handwashing L.A.P.
Date: _____
Instructor: _____

This is to certify that

has successfully completed the
Handwashing L.A.P.
Date: _____
Instructor: _____

This is to certify that

has successfully completed the
Handwashing L.A.P.
Date: _____
Instructor: _____

This is to certify that

has successfully completed the
Handwashing L.A.P.
Date: _____
Instructor: _____

This is to certify that

has successfully completed the
Handwashing L.A.P.
Date: _____
Instructor: _____

This is to certify that

has successfully completed the
Handwashing L.A.P.
Date: _____
Instructor: _____

YOUR VERY OWN WORK SHEET

Learning Activity Packages Available from the Department of Education

This learning activity package is one of a series of 12 titles relating to health careers that are available from the California State Department of Education. A student packet and an instructor's packet are published in each of the following subjects:

- Blood Pressure
- Confidentiality
- Grooming
- Handwashing Technique
- Metric System
- Nutrition
- Observation of Patient
- Oral Hygiene
- Shock and Anaphylactic Shock
- The Surgical Scrub
- Syncope
- Temperature, Pulse, and Respiration

Student packets are available at \$1.75 each, plus tax, and instructors' packets at \$1.50 each, plus tax.

Orders should be directed to:

California State Department of Education
P.O. Box 271
Sacramento, CA 95802

Remittance or purchase order must accompany order. Purchase orders without checks are accepted only from government agencies in California. Sales tax should be added to all orders from California purchasers.

A complete list of approximately 500 publications available from the Department may be obtained by writing to the address listed above.