

DOCUMENT RESUME

ED 205 511

SP 018 730

AUTHOR Svoboda, Milan: And Others  
TITLE Exercise Physiology. Basic Stuff Series I. I.  
INSTITUTION American Alliance for Health, Physical Education,  
Recreation and Dance (AAHPERD).  
PUB DATE 81  
NOTE 98p.; For related documents, see SP 018 731-737 and  
SP 018 789.  
AVAILABLE FROM AAHPERD Publications, P.O. Box 870, Lanham, MD 20801  
(Stock Number 245-26826, \$5.95).  
EDRS PRICE MF01 Plus Postage. PC Not Available from EDRS.  
DESCRIPTORS \*Cardiovascular System: Elementary Secondary  
Education: \*Exercise Physiology: Human Body:  
Metabolism: Motor Reactions: \*Muscular Strength:  
Nutrition: Physical Activities: Physical Activity  
Level: \*Physical Education: \*Physical Fitness:  
\*Physical Health

ABSTRACT

The fundamentals of exercise physiology (the study of the physiological effects of bodily exertion) form the basis for this booklet designed for teachers of physical education. The scientific principles underlying the building of muscular strength and flexibility are described and illustrated. Topics covered include: (1) muscular strength, measurement, and improvement; (2) anaerobic performance; (3) aerobic performance; (4) flexibility; (5) diet and performance; (6) temperature and performance; (7) aids to performance; (8) physical appearance; (9) exercise and disease prevention; and (10) the aesthetic, social, and psychological benefits of exercise. (JD)

\*\*\*\*\*  
\* Reproductions supplied by EDRS are the best that can be made  
\* from the original document.  
\*\*\*\*\*

ED 205511

**Milan Svoboda**  
*Scholar*  
Portland State University

**Maxine Tomas**  
*Instructional Designer*  
Portland State University

**Donna Bergmann**  
*Practitioner*  
Beaverton School District  
Beaverton, OR


**George Rochat**  
*Practitioner*  
Portland, OR

Special thanks to Mona Cordell for art conception.

"PERMISSION TO REPRODUCE THIS MATERIAL IN MICROFICHE ONLY HAS BEEN GRANTED BY

W. L. Cooper

TO THE EDUCATIONAL RESOURCES INFORMATION CENTER (ERIC)."



U.S. DEPARTMENT OF EDUCATION  
NATIONAL INSTITUTE OF EDUCATION  
EDUCATIONAL RESOURCES INFORMATION  
CENTER (ERIC)

This document has been reproduced as received from the person or organization originating it.  
Minor changes have been made to improve reproduction quality.

Points of view or opinions stated in this document do not necessarily represent official NIE position or policy.

SP 018 730

000 2.



Copyright © 1981

American Alliance for Health,  
Physical Education, Recreation and Dance  
1900 Association Drive, Reston, VA 22091

Stock Number: 245-26826

A Project of the  
National Association for Sport and Physical Education  
An Association of the  
American Alliance for Health, Physical Education,  
Recreation and Dance

### **"BASIC STUFF" SERIES**

A collection of booklets presenting the body of knowledge  
in physical education and sport for practitioners and students.

## "BASIC STUFF" SERIES

### **Series One Informational Booklets**

Exercise Physiology  
Kinesiology  
Motor Learning  
Psycho-Social Aspects of Physical Education  
Humanities in Physical Education  
Motor Development

### **Series Two Learning Experience Booklets**

Early Childhood  
Childhood  
Adolescent

### **Editorial Committee**

Marian E. Kneer, *Editor*  
University of Illinois,  
Chicago Circle

Linda L. Bain  
University of Houston

Norma J. Carr  
SUNY,  
College of Cortland,  
New York

Don Hellison  
Portland State University

Mary Kazlusky  
SUNY,  
College of Cortland,  
New York

Barbara Lockhart  
Temple University,  
Philadelphia, Pennsylvania

Jack Razor  
Illinois State University,  
Normal

Sandra Wilbur  
Tenafly Public Schools,  
New York

# **preface**

The information explosion has hit physical education. Researchers are discovering new links between exercise and human physiology. Others are investigating neurological aspects of motor control. Using computer simulation and other sophisticated techniques, biomechanics researchers are finding new ways to analyze human movement. As a result of renewed interest in social, cultural, and psychological aspects of movement, a vast, highly specialized body of knowledge has emerged.

Many physical education teachers want to use and apply information particularly relevant to their teaching. It is not an easy task. The quantity of research alone would require a dawn to dusk reading schedule. The specialized nature of the research tends to make it difficult for a layperson to comprehend fully. And finally, little work has been directed toward applying the research to the more practical concerns of teachers in the field. Thus the burgeoning body of information available to researchers and academicians has had little impact on physical education programs in the field.

The Basic Stuff series is the culmination of the National Association for Sport and Physical Education efforts to confront this problem. An attempt was made to identify basic knowledge relevant to physical education programs and to present that knowledge in a useful, readable format. The series is not concerned with physical education curriculum design, but the "basic stuff" concepts are common core information pervading any physical education course of study.

The selection of knowledge for inclusion in the series was based upon its relevance to students in physical education programs. Several common student motives or purposes for participation were identified: health (feeling good), appearance (looking good), achievement (doing better), social (getting along), aesthetic (turning on), and coping with the environment (surviving). Concepts were then selected which provided information useful to students in accomplishing these purposes.

The Basic Stuff project includes two types of booklets. Series I is designed for use by preservice and inservice

teachers and consists of six pamphlets concerning disciplinary areas: exercise physiology, kinesiology, motor development and motor learning, social/psychological aspects of movement, and movement in the humanities (art, history, philosophy). This first series summarizes information on student purposes. Series II is also designed for use by teachers but with a different focus. Three handbooks are included: early childhood; childhood; adolescence. Each describes examples of instructional activities which could be used to teach appropriate physical education concepts to each age group.

The development of the Basic Stuff series has been a cooperative effort of teams of scholars and public school teachers. Scholars provided the expertise in the content areas and in the development of instructional materials. Public school teachers identified relevance to students, field tested instructional activities, and encouraged the scholars to write for general understanding.

The format of the booklets was designed to be fun and readable. Series I is structured as a question and answer dialogue between students and a teacher. Series II continues this emphasis with the infusion of knowledge into the world of physical education instructional programs. Our hope is that the Basic Stuff series can help to make this scenario a reality.

Linda L. Bain, *Editorial Committee*  
University of Houston

# table of contents

## foreword

Chapter One	<b>achievement</b> strength measurement improvement anaerobic performance training power endurance testing aerobic performance mode intensity duration training flexibility improvement measurement diet and performance carbohydrate loading pre-event meals food needs protein supplements vitamin and mineral supplements temperature and performance fluid needs salt needs clothing needs heat exhaustion aids and performance: fact and fiction blood doping anabolic steroids warm-up	1
Chapter Two	<b>appearance</b> training for bulk obesity and exercise	47



Chapter Three	<b> coping</b> exercise and preventing disease surviving emergencies	57
Chapter Four	<b> health</b> muscular soreness avoiding fatigue through fitness cause of muscular fatigue low back pain health status	71
Chapter Five	<b> aesthetics/social/psychological</b> social benefits "turning on"	83
<b>Where Can I Find More Information?</b>		<b>90</b>


# foreword

This booklet represents an assemblance of the practical aspects of exercise physiology. The task separates practical and useful content from that which is of theoretical interest but which offers little to the physical education teacher. Care has been taken to preserve the correctness of the material when discussed even in its simplest forms.

The writing team responsible for the effort worked efficiently in performing separate functions. The scholar was responsible for identifying content and writing it in a form which was simple and correct. The instructional designer was responsible for modifying the text to make it effective as an instructional tool. The two practitioners representing the elementary and the secondary physical education teacher were responsible for modifying the text to make it clear and useful to the practitioner. The committee worked as a whole to prepare the final copy. The contributions of all the committee members in clarifying, rewording, editing, and illustrating the original text have made the final version infinitely more readable.

# CHAPTER ONE

# achievement



Photograph by Carl Kjate, Durm, Kite

## What Do You Have To Help Me?

Everything we do throughout the day involves physical activity. We are constantly required to contract our muscles in some purposeful manner whether it be speaking, writing, or eating. Through such contractions, forces are applied to bones, causing them to move. Whenever a muscle is called on to exert a *maximal* amount of force, the *strength* of that muscle is being employed. Strength is the greatest amount of force that a muscle can exert in a single effort.

Adequate strength is necessary in many activities

Adequate strength is necessary for satisfactory performance in any physical activity such as tennis, skiing, or swimming. This is even true in those events which primarily require other factors such as endurance (cycling) or skill (gymnastics) for adequate performance. But strength is most important in events which involve explosive, forceful movements.

Strength training will help certain types of performance

Academe research concludes that proper strength training can improve the performance of events involving less complex movements of one or two limbs. Examples include vertical jump, softball or baseball throws for distance, and speed of simple arm or leg movements. Events like shotput and discus are likely to benefit from strength training because of the need to apply much power to the accelerated object. Strength training is likely for and events requiring power more than those relying upon endurance.

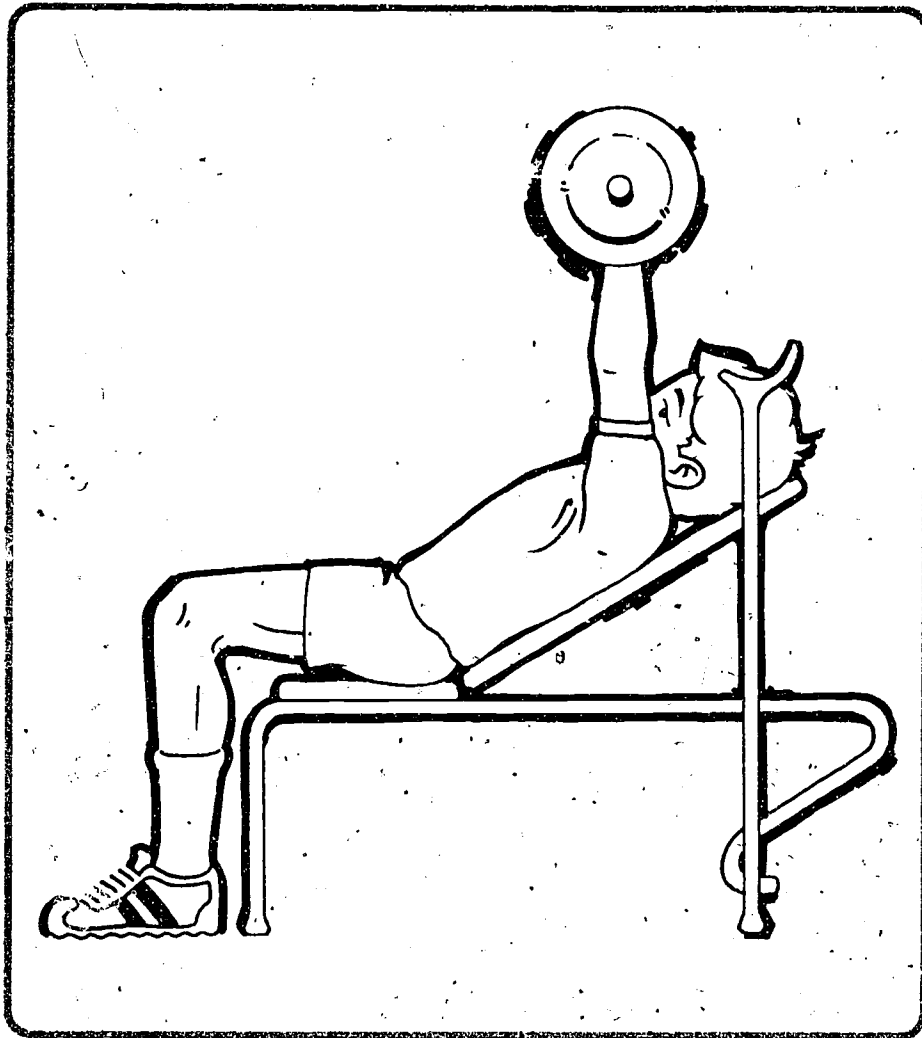
## How Do I Get It?

Strength training must use correct muscles

Training for strength improvement can be accomplished by using any of three methods: static, dynamic, isokinetic. Regardless of which is used, a general principle should always be followed: *to assure that the correct muscles are strengthened one must use training movements which are as similar as possible to those when improvement is desired.* For example if a person wished to train strength for the shotput event it would be important to develop arm pushing strength in a direction similar to the angle of release in the event. At the point of release in the shotput the arm is pushing upward at approximately a 45° angle. It is of great importance to train strength at this same angle. In weight lifting this could be accomplished with use of the inclined press rather than the bench press exercise (Figure 1).

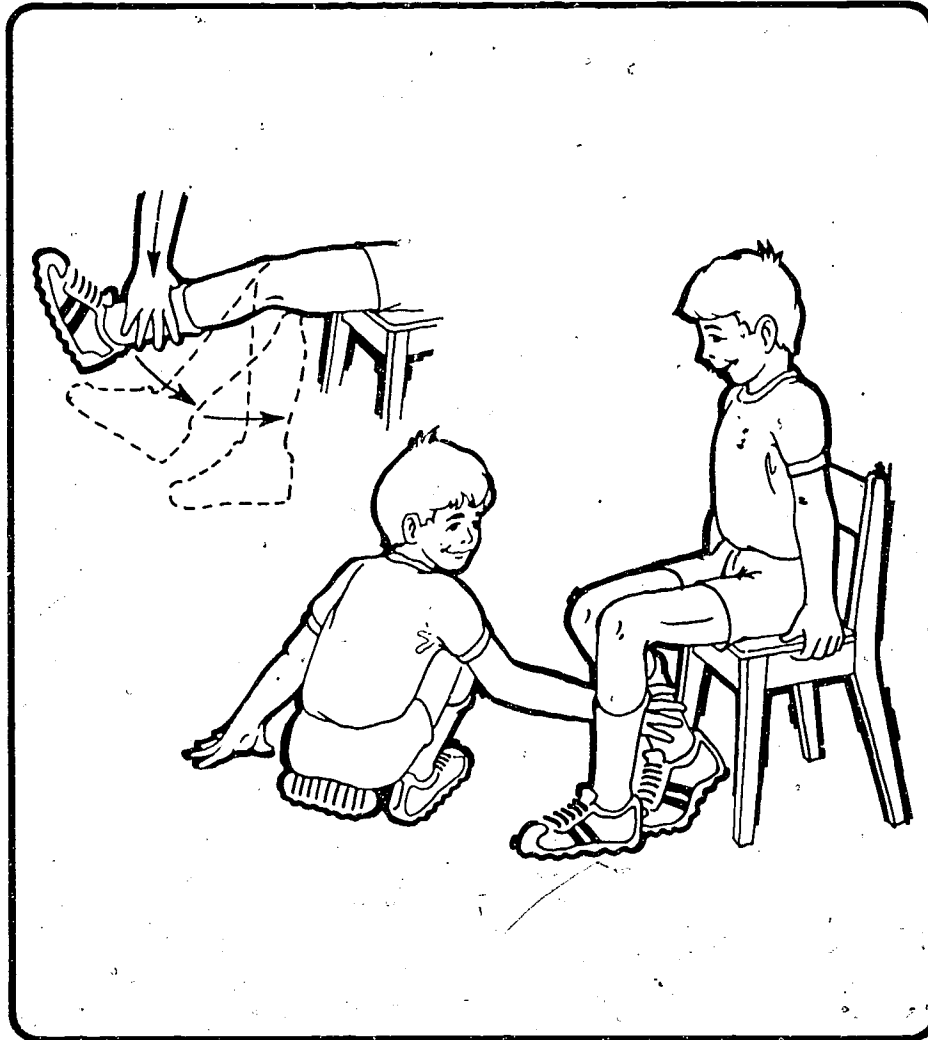
**Static strength training (Figure 2).** Training should consist of a maximal contraction at several positions (or joint angles) in the selected muscle group. At each position the contraction should be held for 2-5 seconds followed by a 2-3 minute rest and then repeated 1-5 times. Such training can be done daily unless muscle soreness develops. Maintaining achieved strength gains requires only one training session per week.

**Dynamic strength training (Figure 3).** Training should consist of repetitions with the heaviest weight that can be correctly lifted 3-10 times. This is called a set. Three to four sets should be done each day with 5-10 minutes of recovery between sets. Three to four training sessions should be held each week. Maintaining achieved strength gains requires two training sessions per week.



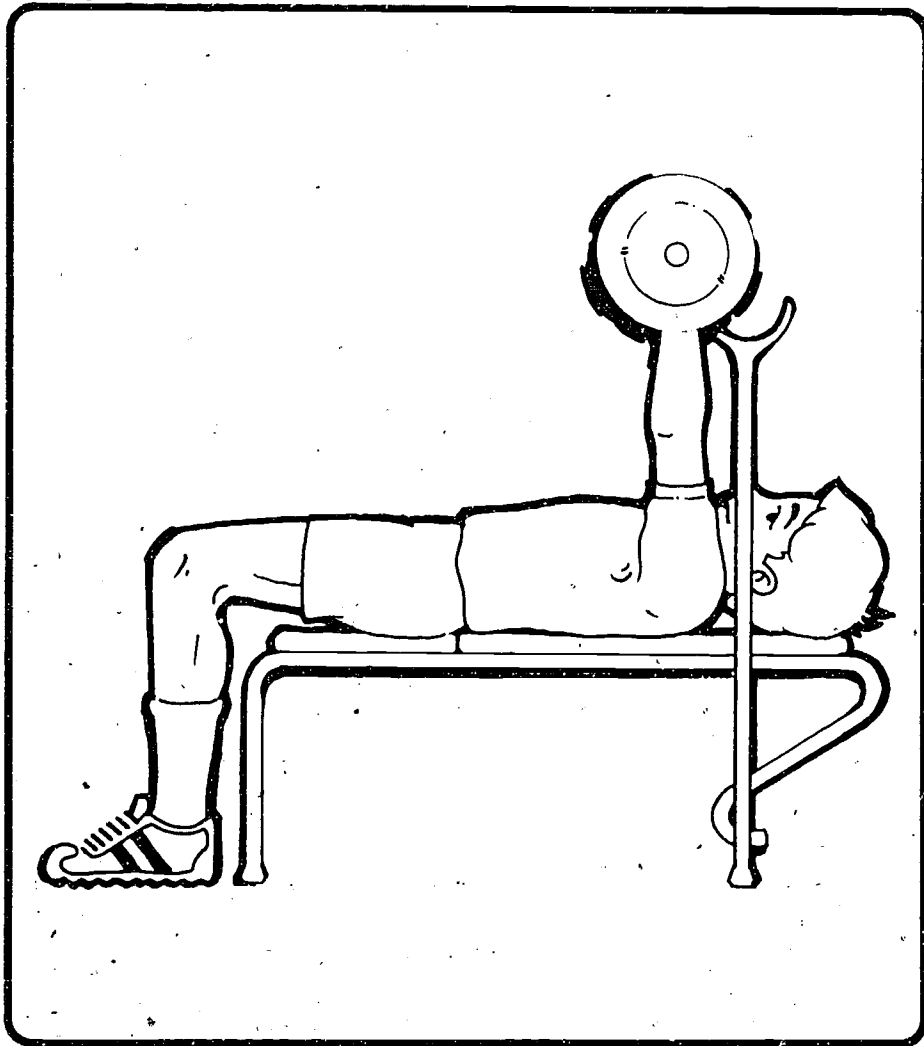
**Figure 1: Strength Training for Shot Put**

Training procedure closely reproduces the specific angle of release in the shot put event.



**Figure 2: Static Strength Training Example**

Individual performs a maximal contraction for 2-5 seconds at each of several different joint angles.



**Figure 3: Dynamic Strength Training Example**  
Individual does 3-10 repetitions with heaviest weight that can be correctly lifted.

**Isokinetic strength training (Figure 4).** It is recommended that such training should consist of 2-5 maximal isokinetic contractions which last 1-3 seconds each. An isokinetic contraction is one in which the speed of movement is held constant regardless of how much force the muscle applies as it moves through a complete range of motion. Approximately 2-5 minutes of rest is adequate time for recovery between repetitions of the same movement. Such training should be done 4-5 times per week. However isokinetic strength maintenance can probably be achieved with 1-2 training sessions per week. It should be noted that when training for increased strength in movement requiring speed such as a discus throw each isokinetic contraction should be completed as rapidly as possible.

Table 1 summarizes the important features of each of the three strength training methods.


**Table 1: Important features of the three methods of strength training**

	Method	Repetitions	Days
Static strength training	2-5 sec max contraction at several joint angles	1-5 reps at each angle with 2-3 min rest intervals	daily
Dynamic strength training	3-8 lifts/set of heaviest weight	3-4 sets with 5-10 min rest intervals	3-4 days/week
Isokinetic strength training	1-3 sec max isokinetic contractions	2-5 reps with 2-5 min rest intervals	4-5 days/week

Soccer is a good illustration on applying strength training techniques to a particular activity. A soccer player must be able to jump high, kick a ball far, and receive the force from a flying ball with his head ("heading" the ball) without neck injury. All three types of performance will undoubtedly be improved by proper application of strength training techniques.

Jumping requires great hip and knee extension force. By doing several sets of 3-8 half squats with the appropriate





**Figure 4: Isokinetic Strength Training Example**  
Isokinetic machines keep the speed of movement constant regardless of force applied while allowing the person to pull through the whole range of motion.

heavy weights 3 times per week, the soccer player will be able to jump higher. Time spent practicing jumping will probably be of great benefit as well. As an alternative doing several sets of squat jumps with light weights on the shoulders or elsewhere on the body will be of additional benefit because of the jumping similarity (Figure 5).

Kicking involves moving the hip forward and upward (hip flexion) and knee extension. The described training for jumping develops knee extension strength. Strength required for kicking can be improved by using weights attached to a pulley system or some other resistive device such as a spring, to allow for repetition of the correct movement (Figure 6).

The type of strength required in "heading" the ball is both explosive (as when directing the ball with the head) as well as static (as when meeting a flying ball). Explosive strength training procedures involve working with weights in an appropriate pulley system. Static strength in the neck is accomplished with some form of immovable head brace against which the performer could push or pull.

Each training method has its advantages and disadvantages; decisions concerning use is of personal preference and circumstances. Regardless of the method employed they will experience strength gains as long as the muscles are heavily taxed. Static methods, while not requiring expensive equipment or a great time investment, suffer from the main disadvantage of not transferring strength improvements to skills requiring strength. Dynamic methods require weights or other equipment of some expense as well as 1-2 hours per training session and 3-4 training sessions per week. In addition dynamic training has been criticized as improving only the weakest points in the range of motion. Isokinetic methods are most recent and may combine the advantages of both static and dynamic training. Resistance is provided throughout the range of motion so strength improvements follow this pattern. Furthermore the time required for training appears less than for dynamic methods. Even though equipment costs are high, a few isokinetic-like devices are being manufactured at costs similar to a good set of weights.

At all ages, males appear to improve more from strength training than females. The primary reason may be due to the presence of male sex hormones, willingness to stress muscles, and differences in muscle size. Both sexes respond to strength training to an increasing degree until the person reaches the late 20's whereupon responsiveness begins to decline.




Figure 5: Soccer Player Developing Leg Power using Ankle Weights.




Figure 6: Training for a Soccer Kick.

Strength can be measured

To know if a given exercise results in strength improvement one must know how to *measure strength*. There are three methods: *static*; *dynamic*; *isokinetic*. Static methods of measuring strength are to be used when static strength training procedures are being employed. Dynamic and isokinetic measurement procedures are appropriate for dynamic and isokinetic strength training procedures, respectively.

**Static (or isometric) strength measurement (Figure 7).** Using a dynamometer, static strength is measured when the individual maximally contracts a given muscle (or group) in a fixed position. Since static strength varies from one position to another even with the same muscle, care must be taken to keep the limb in the desired position and not to allow extraneous contractions from other muscles.

**Dynamic (or isotonic) strength measurement.** This is done by determining the maximum weight that can be correctly lifted only once. This weight is known as the *one repetition maximum* (1 RM).

**Isokinetic strength measurement.** This requires use of special "accommodating resistance" equipment which controls the movement speed. The maximum force exerted can be determined.

## Why Does It Happen That Way?

Why strength improves with training

There are two processes involved with strength improvements from training: 1) alterations in the neural mechanisms involved with muscle contraction; 2) increased force from existing units within the muscle.

The neural impulses sent from the brain to cause a muscle to contract are of two types: those which excite the muscle (excitatory impulses); those which interfere with muscular contraction (inhibitory impulses). Strength training causes a decrease in inhibitory impulses, an increase in excitatory impulses, or both. The net effect is an increase in strength due to the increase in the amount of force the muscle exerts.

Within the muscle itself existing muscle fibers also change by increasing in size. Each muscle fiber is composed of micro-




Figure 7: Static Strength Measurement for Leg Extension

scopically smaller fiber-like structures called filaments. The filaments slide back and forth when the muscle contracts and relaxes.

Strength training increases both the amount and the rate of build-up of protein from simpler units (amino acids) on the filament's microscopic level. The level of the male sex hormone may have some influence on these processes, thereby partly accounting for the observable differences in strength between the sexes. It should be noted that social influences on females undoubtedly contribute to strength differences between the sexes. The level of male sex hormone as well as a size advantage favoring males may also account for the greater increases in strength of males compared to females when exposed to similar degrees of strength training. The net effect of the build-up of protein is that each muscle fiber grows larger and stronger causing the muscle as a whole to have more strength.

With more strength, performances requiring forceful or powerful movements improve. For example a tennis player will be able to serve faster and with greater strength. A shot putter can experience a similar improvement in performance with greater strength in the shot putting muscles. Even in activities where high levels of strength are not critical, performance may benefit from enhanced strength. For example most swimmers are not required to exert maximal amounts of force at one moment. Rather, muscles must repeatedly contract submaximally for varied periods of time. If a swimmer, through proper training, develops greater strength in the muscles required in his stroke, repeated contractions of a given submaximal force will be easier because the contractions will constitute a smaller percentage of the swimmer's maximal capacity. Thus after a given period of time, fatigue will lessen. As an alternative the swimmer can repeatedly exert an increasing level of submaximal force without undue fatigue, causing the swimmer to move through the water more rapidly. In either case overall performance is likely to improve.

## What Else?

Anaerobic performances can be influenced by training

In many instances our bodies are used strenuously for short periods of time. These activities cannot be classified as endurance activities. They belong to a class of activities which lie between endurance and strength-related activities. These

classes are called *anaerobic* performances. Sport examples include track and swimming sprint events and gymnastic routines. It also includes high intensity performances enduring from 5 seconds and 1-2 minutes. Anaerobic performances can be positively influenced by proper training.

## How?

Anaerobic training must be task-specific

When training to improve anaerobic performances activities should reproduce the movements in the actual task as closely as possible. Furthermore, as much high intensity work should be involved as can be tolerated without causing boredom or avoidance. Because such training is extremely exhausting other types of training are interjected into anaerobic training so that the performer is not inclined to quit.

Training for anaerobic power differs from training for anaerobic endurance

Training to improve *anaerobic power* should involve maximal work intervals of 20 seconds or less with rest pauses of 10-15 seconds between each work bout. After several such work/rest intervals a longer rest of 15-20 minutes is needed before another series is undertaken. The number of such series accomplished in one day depends upon performer willingness and goals. Those with higher goals are usually willing to do more work.

Anaerobic endurance training

Training to improve *anaerobic endurance* should involve work intervals of longer than 20 seconds. Generally the longer the work interval the longer the recovery period required before starting the next bout. For example if the work intervals last 20-30 seconds the recovery period should last no longer than 1-2 minutes. If the work intervals last 1-2 minutes the recovery period should last between 2-45 minutes. Again high intensity work is required. A rule of thumb is that the performer should exercise at no less than 85-90% maximum effort in each work interval. In running, for example, a good way to gauge intensity is for the performer to run practice intervals at a pace which is 85-90% of his or her best time (Table 2). The optimal number of such training sessions per week should be no fewer than three. Highly trained athletes sometimes train as much as 6 days/week.

If a person wishes to improve anaerobic endurance of a single group of muscles an alternative form of training such as repetitions with a moderate to light resistance may be used.



This is *muscular endurance* training. For example 4-5 sets of 10-20 repetitions with a weight which can be lifted 10-20 times will prove effective if attempted 3-4 days per week. Again, for best results the training movements should approximate as closely as possible those of the actual task.

The game of soccer illustrates how anaerobic training procedures can be used. A soccer player must be able to sprint for short distances as fast as possible. To increase his anaerobic power the soccer player should run repeated 5-15 second sprints with 10-15 second rests between runs. In the game the player must also must run repeatedly fast without being able to fully recover. His training should therefore focus on improving anaerobic endurance as well. This can be accomplished by doing several hard runs lasting 1-2 minutes with 4-5 minutes of recovery between each run. With time the player's anaerobic power and endurance will improve from such training.

Anaerobic performance can be measured to determine training effect

Knowledge of how to measure anaerobic performances is necessary to detect if training is having a beneficial effect. The basic technique is for an individual to perform as rapidly as possible over a given short distance. If the distance is such that the performance lasts less than 10-15 seconds it is said to be a test of *anaerobic power*. An example would be a 50-yard dash with a running start. If the distance is longer than 15 seconds

**Table 2: Method of determining training pace which requires competitor to perform at 90% of maximum effort.**

<b>Assume:</b>	Competitor's best time for quarter mile is 55 seconds:
	$\frac{\text{Distance Run}}{\text{Time}} = \frac{440 \text{ yds}}{55 \text{ sec}} = \frac{8 \text{ yds}}{\text{sec}}$
	A pace which is 90% of this time is:
	$(.9) \frac{(8 \text{ yds})}{\text{sec}} = 7.2 \text{ yds/sec}$
<b>Therefore:</b>	440 yds at this pace is:
	$\frac{440 \text{ yds}}{7.2 \text{ yds/sec}} = 61.1 \text{ sec}$
<b>Likewise:</b>	330 yds at this pace:
	$\frac{330 \text{ yds}}{7.2 \text{ yds/sec}} = 46.0 \text{ sec}$

Note: Pace at any other distance is determined in a similar manner.

but less than 1-2 minutes the performance is said to be one of *anaerobic endurance*. An example would be the time to run one quarter mile or to swim 50 meters.

## Why?

ATP production provides the needed energy for muscle contraction

While exercising one must be able to produce energy to compensate for the work. A muscle chemical, adenosine triphosphate (ATP), provides the needed energy for muscle contraction. The most efficient means of producing ATP for the exercising muscles is through the oxygen use. The term aerobic refers to this form of ATP production. Oxygen must enter through the lungs and be transported by the cardiovascular system to the sites within the muscle where it is needed.

The entire process of transporting oxygen to the exercising muscles takes several minutes to reach full capacity. Since anaerobic performances last two minutes or less the muscle tissues will have an inadequate supply of oxygen. Yet ATP is still needed for muscle contraction. In this case other nonoxidative or anaerobic means of producing ATP must be relied upon. These include utilizing stores of raw ATP within muscle tissue and another product called creatine phosphate (CP). CP can easily be used to produce more ATP without the need for oxygen but the supply is limited. Finally, stored muscle glycogen can also be broken down anaerobically to produce ATP and a byproduct called lactic acid. This process is referred to as anaerobic glycolysis. Anaerobic performances are so named because of their reliance on these three nonoxidative sources of ATP.

Anaerobic performances utilize three non-oxidative sources of ATP

Evidence has indicated that intense anaerobic training can increase the levels of ATP, CP, and glycogen stores within the muscle as well as improve its ability to engage in anaerobic glycolysis. Furthermore anaerobic training may result in an improved ability to tolerate lactic acid accumulation. Lactic acid is considered a major contributing factor to muscle fatigue. With a greater tolerance for lactic acid accumulation a muscle can do more exercise utilizing ATP from anaerobic glycolysis before becoming fatigued. Finally, improved anaerobic capacity may result from an improved strength of muscle tissue. Such strength progressions enable the trained muscle to do the same amount of anaerobic exercise by working at a lesser proportion of its capacity. The net effect of all the above changes is that anaerobic performance improves the speed the individual runs, swims, etc.

## What Else?

Aerobic endurance is needed for long periods of rhythmic low intensity muscle contractions

In many instances we wish to continue doing an activity for a long period of time. Examples include hiking or skiing for an entire day or playing recreational tennis for two hours. Our ability to do so depends to a large extent on our level of aerobic endurance (Figure 8). Virtually all activities which involve rhythmic low intensity muscle contractions for long periods rely upon aerobic endurance. Persons wishing to engage successfully in such activities will find that their performance improves with proper training.

## How?


Training to improve aerobic endurance capacity involves four basic elements: mode; intensity; duration; frequency of exercise. A training program which does not contain all four to an adequate degree is not likely to be effective.

The *mode of exercise* may be any form of large muscle activity which is continuously carried out (or with many repetitions). Running, swimming, cycling, cross country, and downhill skiing are all proper modes of exercise. Games like soccer, basketball, racquetball, or tennis also involve continuous, large muscle activity. These games are also appropriate modes provided the elements of intensity, duration, and frequency are also present.

*Intensity* is how hard a person exercises. The simplest way to measure the intensity of exercise is for the person to monitor his or her heart rate (HR) during or immediately after exercise (Figure 9). The HR response to exercise relates to the person's individual capabilities.

Although everyone is different, HR during exercise should be between 150 and 185 beats/min. for ages 12-25. This is the target HR zone. For persons starting with lower than average aerobic endurance such as those who have difficulty running more than a short distance, an exercising HR as low as 130 may still do some good while the HR may need to be raised to 190-195 to gain maximal benefit for the athlete.

A person's maximum HR slowly declines with age. Therefore the target HR zone mentioned above should slowly drop as well. Data on a desirable training intensity for children under age 12 is very limited but a reasonable estimate for the



**Figure 8: Aerobic Endurance**  
Rhythmic low intensity exercise done for long periods of time.




Figure 9: Measuring Heart Rate to Gauge Intensity of Exercise.

target HR zone is 160-190 beats/min. for the 6-12 year old. By 30 the target zone should drop slightly from the recommended level for ages 12-25. Similar progressive drops are recommended for healthy persons of increasing age (Table 3).

**Table 3: Target HR zone for gauging exercise intensity in healthy persons.**

Age Range (years)	Target HR Zone (beats/min.)
6-12	160-190 (†)
12-25	150-185
30-39	140-180
40-49	135-170
50-59	130-170
60-69	125-170


*Duration* is the amount of time a person exercises. The *minimum* length of time required for an improvement in aerobic endurance approximates 10 to 15 minutes per day. An alternative form of training called *interval training* can also be used to improve exercise duration. In this case the individual trains for 3-5 minute intervals with rest periods of similar length between each training bout. Whether using continuous or interval training methods the more work done the greater the improvement in aerobic endurance. Thus endurance athletes often spend several hours each day in training. However for the nonathletic individual who is interested in developing and maintaining an adequate level of aerobic endurance, 15-60 minutes per day is considered adequate (Figure 10).

*Frequency* refers to how often a person exercises. The recommended minimum frequency is 3 days per week with 4, 5, or 6 days per week providing progressively smaller additional benefit.

It must be remembered that as with any form of training aerobic endurance training must be progressive. Unless progression occurs the training benefit derived from specific exercise levels will slowly plateau and eventually only contribute to maintaining existing fitness.

To summarize, if the mode of exercise involves large, continuous muscular activity at an intensity to bring the HR into

Training must  
be progressive



**Figure 10: Duration of Aerobic Endurance Training**  
The recommended minimum duration of exercise is 15 minutes a day.

the appropriate zone and if that exercise is done at least 10 to 15 minutes per day and 3 days per week the aerobic endurance capacity of most persons is likely to improve. Such training is not likely to cause an improvement if one or more of these basic elements (intensity, duration, frequency, and mode) is not present to an adequate degree.

As an example assume that a girl prefers tennis as a mode for improving her aerobic fitness. She plays tennis for ½ hour/day, 3 days/weeks. Periodically she measures her HR after a rally and it is 160 beats/min. Like most people she walks to pick up balls between serves and in so doing her HR drops to 115 beats/min. Because her HR was not maintained at the level of 160 beats/min. throughout the half hour she is likely to experience less benefit from the training than someone who jogs to pick up balls between points.


The soccer player requires aerobic endurance training in addition to strength and anaerobic training. A good way for the player to train would be to continuously run for several miles each day, perhaps while dribbling a ball to help make the running as similar as possible to actual playing conditions (Figure 11). As an alternative the player could run repeated 5 minute intervals with 3-5 minutes of walking between runs. Such running should be done fast enough to maintain the player's HR within the desired target HR zone. Although the player is an athlete he may wish to keep his HR as high as 185-190 beats/min. This aerobic training should be done 5-6 days per week to obtain the greatest benefit (Figure 12).

Being able to document the positive effect of training is vitally important from a motivational as well as physiological point of view. The simplest and best method for measuring aerobic endurance performance is by determining how fast an individual can complete a certain distance or how far he or she can go in a given time period. Typical examples of such tests require a person to run for 6, 9, or 12 minutes. The distance covered serves as the individual's aerobic endurance score. Alternatively as is done in running competition the individual is timed while he covers a given distance in which case the time is the aerobic endurance score. Aerobic endurance tests for swimming, cycling, skating, or cross country skiing could be similarly arranged.

Other methods focus on physiological components of aerobic endurance performance. The simplest of these is the step test in which the individual steps up and down from a step (such as a bleacher) at a fixed cadence (Figure 13). The heart rate of the individual is then measured and used as an indica-

Aerobic endurance is tested by speed or distance in a given time frame





**Figure 11: Continuous Running and Dribbling for Aerobic Endurance Requirements in Soccer.**




Figure 12: Interval Training for Aerobic Endurance Requirements of Soccer.

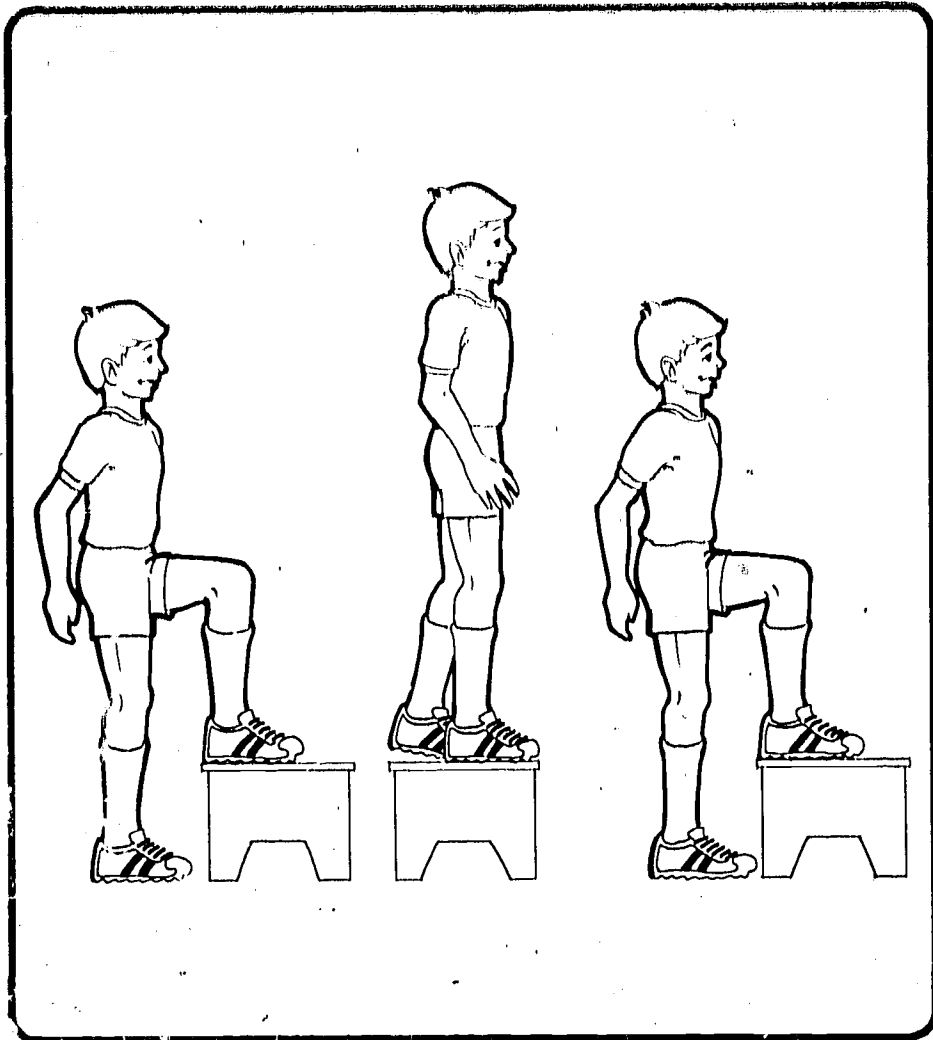


Figure 13: Illustration of Step Test Used to Measure Aerobic Endurance Fitness.

tion of aerobic fitness. Care must be taken to insure that the stepping is done properly and at the correct rhythms and that the heart rate is properly measured. An example of such a test has been published with norms for persons of differing fitness (Katch and McArdle, 1977).

## Why?

Anaerobic & aerobic  
production of ATP

As mentioned earlier in the text the most efficient method of producing the ATP needed by the exercising muscles requires oxygen. The term "aerobic" is used to indicate ATP production with the use of oxygen. This occurs through the chemical breakdown of two fuels: muscle glycogen (or stored carbohydrate); fat.

It should be recalled that aerobic endurance is a factor in performances which are of prolonged rather than short duration. Since the respiratory and circulatory systems are involved in the transport of oxygen to the exercising muscles and since these systems require a few minutes to achieve full capacity, aerobic endurance performances are ones which last longer than 2-3 minutes at the least. As a person begins to exercise the ATP needs of the muscles are initially met anaerobically due to an inadequate oxygen supply. Gradually as the supply of oxygen to these muscles increases the source of ATP production shifts toward the aerobic means until all ATP requirements are met aerobically. This interaction between anaerobic and aerobic forms of energy production is diagrammed in Figure 14.

Aerobic endurance  
improves maximal  
oxygen uptake

The primary reason why training causes an improvement in aerobic endurance is due to its effect on improving the maximal oxygen uptake of the person. The maximum oxygen uptake is the largest amount of oxygen a person can consume during maximal work. In effect the larger a person's maximal oxygen uptake the greater the amount of ATP that can be produced aerobically during exercise and the more work the person can do.

The degree to which training improves a person's maximal oxygen uptake depends in part on three factors: the person's initial state of fitness; how much training is done; the person's hereditarily determined potential. In general the greatest improvement in maximal oxygen uptake occurs in those who

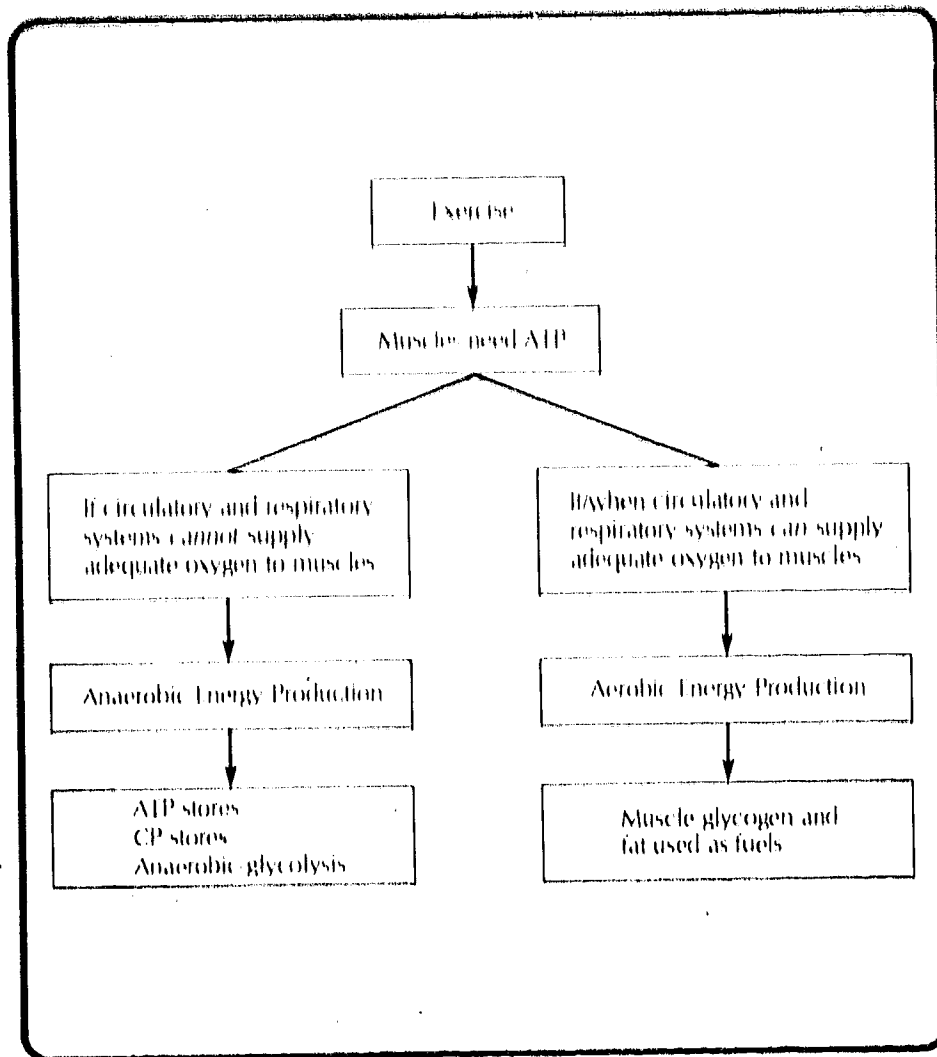


Figure 14: The Interaction between Anaerobic and Aerobic Forms of Energy Production in Different Types of Exercise.

train the most and/or in those with the lowest initial state of fitness. Typical improvements in maximal oxygen uptake after 2-3 months of training range from 15-20 percent.

The improvements in maximal oxygen uptake are partly due to cardiovascular system betterments. In most individuals the ability to circulate the maximum amount of blood (maximum cardiac output) accounts for at least 50% or more of the improvement in maximal oxygen uptake. This improvement in the heart's ability to maximize blood circulation at maximum levels does not result from an increase in the number of beats per minute (max heart rate). Rather the enhancement is a result of an increase in the maximum amount of blood pumped per beat (maximum stroke volume) (Figure 15). Increased stroke volume may result from an overall increase in heart volume and/or strength of heart muscle contraction.

Another reason why training causes a person's maximal oxygen uptake to increase involves the level of oxygen extracted from the blood as it passes through the exercising muscles. Improved oxygen extraction can account for the other 50% of the maximum oxygen uptake improvement from training. Reasons for this bettered ability in oxygen extraction of trained muscles is not precisely known but may arise from either or both of the following changes: 1) a greater number of capillaries being developed, allowing better diffusion of oxygen into the muscle tissue, and 2) an increase in the size and number of sites within the muscle tissue (called mitochondria) where oxygen is used to produce ATP.

Another change that occurs from endurance training involves the body's response to light (submaximal) exercise. A trained person will breathe less air into the lungs when doing a standard amount of submaximal exercise and will remove more oxygen from that air. The total amount of oxygen consumed in such a bout of submaximal exercise does not change. Additional changes which indicate an improved efficiency of physiological response include an ability to perform a given level of submaximal exercise with a lower heart rate primarily because of a larger stroke volume. With a larger and stronger heart the individual is able to supply the blood flow needed for the exercise with fewer heart beats because each beat pumps out more blood. This is the primary reason why the trained individual also experiences a lower resting heart rate.

In submaximal exercise the amount of blood flow to the exercising muscles seems to be reduced following training.

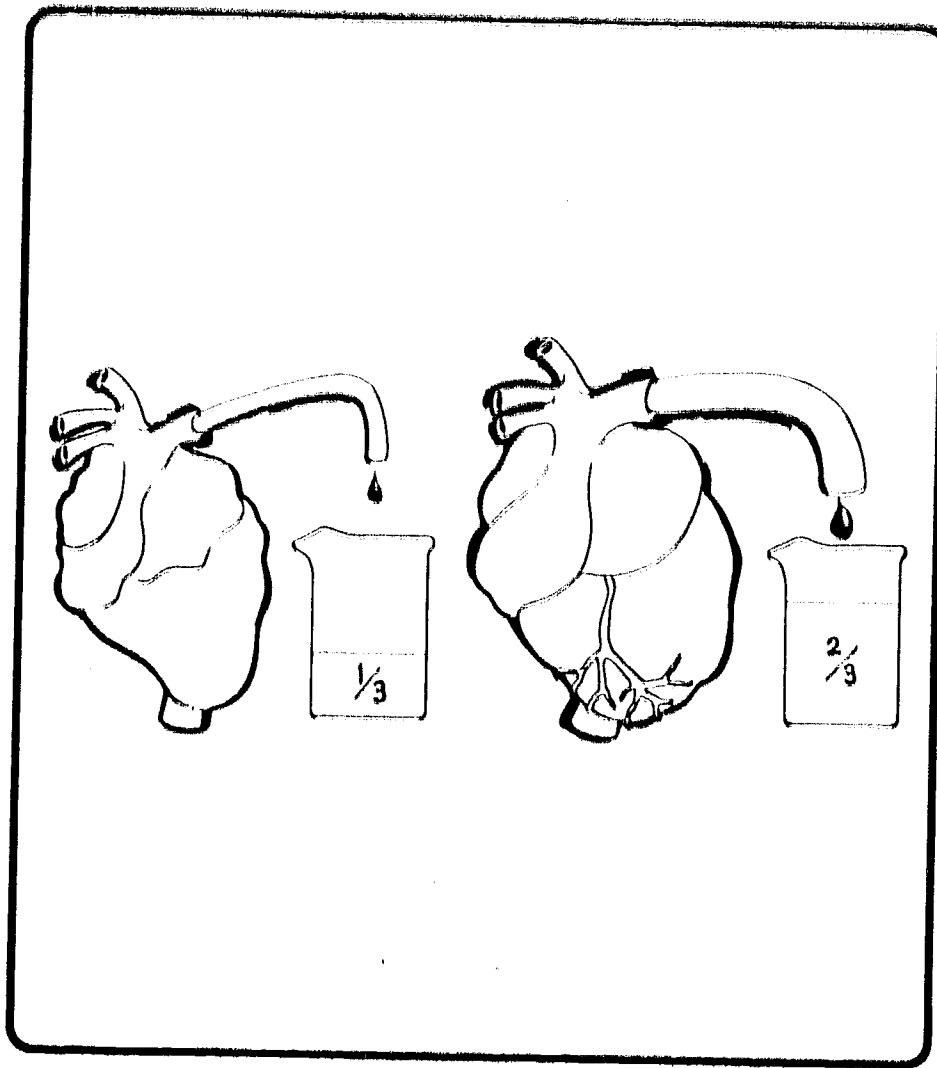


Figure 15: Aerobic Endurance Training Increases the Stroke Volume of the Heart.

This blood flow loss does not hamper the oxygen supply to the exercising muscles, as they extract more oxygen from the blood than before.

Training also enables a person to respond to and recover from a given amount of exercise more quickly. There is a greater reliance on fat as a fuel for the aerobic production of energy. Trained persons also build up less lactic acid than untrained persons when doing a given amount of exercise.

Most of the improved ability of the muscle tissues to produce ATP aerobically appears related to biochemical changes within the muscles themselves. Levels of key enzymes involved in the breakdown of glycogen and fat are increased, allowing for more efficient aerobic energy production.

In addition, maximum oxygen uptake improves with aerobic training because of a greater amount of blood flow to the exercising muscles and because of a greater ability to extract oxygen out of the blood as it passes through the muscles (figure 10).

While all these changes explain why a person's maximal oxygen uptake increases or why the person is able to perform with greater ease in submaximal exercise there appear to be additional reasons why endurance performance improves with training. These include a greater tolerance for the discomfort experienced during endurance work, a change psychological in origin. Furthermore the trained individual may be able to engage in work requiring a higher percentage of his maximal oxygen uptake for longer periods of time thereby improving overall performance.

## What Else?

**Flexibility is necessary for all movement**

In many types of performance the ability of joints and muscles to go through a wide range of motion is desirable for normal daily activity. When this is impossible a person has poor *flexibility*. Not only does the gymnast require great flexibility but also the wrestler and football player. Even inactive persons who suffer from poor flexibility may find themselves limited in daily tasks. For example a person with a stiff lower back who wishes to plant a flower bed or do some other activity close to the ground may experience discomfort.





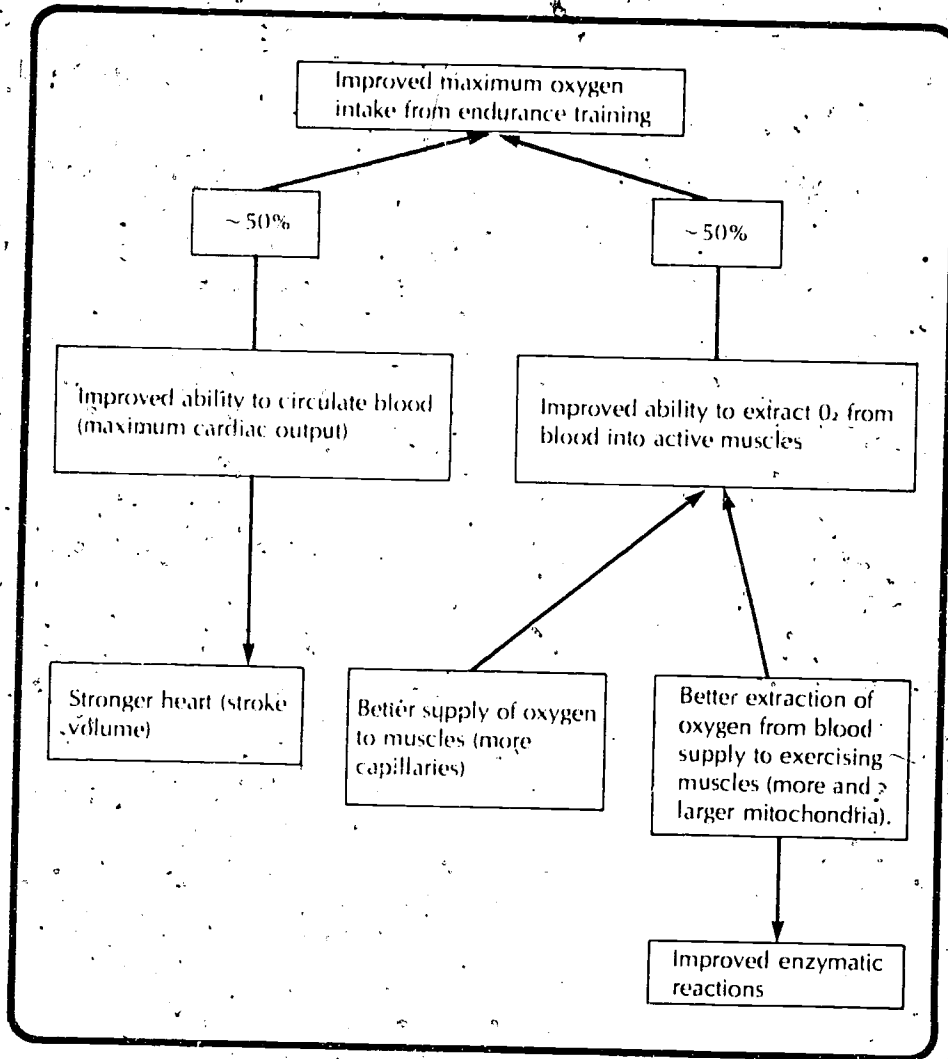


Figure 16: Overview of Important Changes from Aerobic Training.

## How?

Static stretching improves flexibility

Improving one's flexibility can best be accomplished by means of static stretching. Static stretching means stretching without bobbing. One holds the final stretched position steadily for a short period of time. The optimal length of time for the stretch to be held should last between 15-30 seconds according to research (Figure 17). A minimal flexibility program should be done no less than 2 times per week. The more frequent and the longer one devotes to improving flexibility the more rapid the progress.

Flexibility measurement

The flexibility of a joint is best measured with an instrument called a flexometer which is strapped to the body part being tested as it passes through its motion span (Figure 18). Certain types of flexibility such as lower back flexion can be measured with the aid of a yard stick placed between the legs while seated on the floor. The individual simply leans forward with legs held straight and measures how far he/she can reach without bouncing. Many other practical tests of flexibility are available which involve recording the motion range in a given joint. Caution is required for controlling the procedures to permit replication if measurements are desired at a subsequent date.

## Why?

Flexibility improves because the connective tissue lengthens

The resistance felt when stretching a muscle is not related to the portions of the muscle involved with contraction. Rather it is related to those connective tissue elements within the muscle which surround individual muscle fibers and which bind the fibers together. This connective tissue ultimately forms the tendon which attaches the muscle to the bone. Together with the ligamentous structures which bind bones together into joints this connective tissue appears to lengthen upon repeated stretching permitting flexibility and enabling free movement with less stiffness. Thus the athlete is able to move through a wider range of motion before being limited.

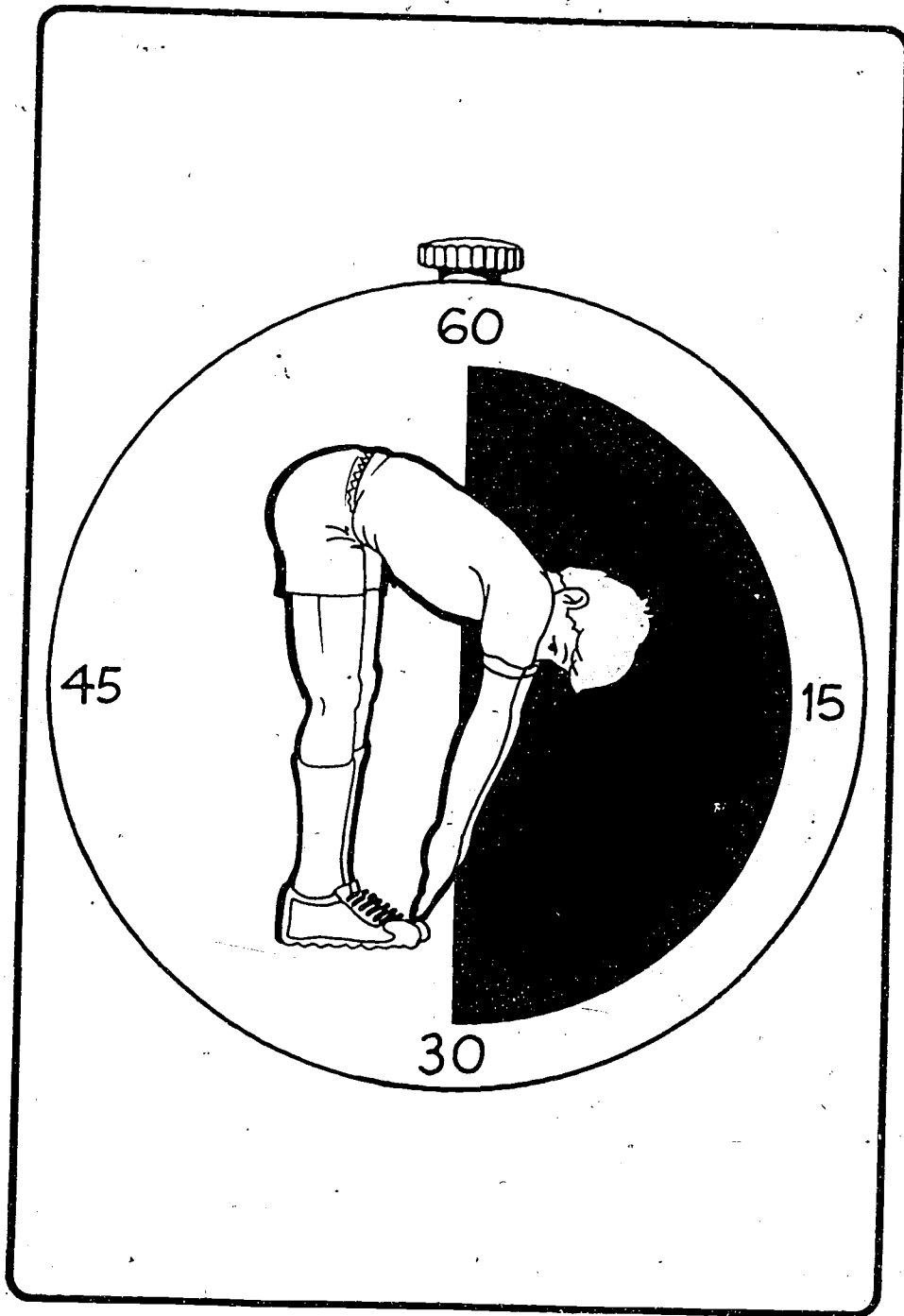


Figure 17: Example of Static Stretching Position being held for 30 Seconds.




Figure 18: Shoulder Flexibility being Measured with a Flexometer.

## What Else?

### Diet effects performance


The speed of movement as well as the length of time determines the energy sources our muscles utilize. For example sprinting relies upon stored (anaerobic) forms of energy while long slow running relies on the creation of energy from stored forms of food with the use of oxygen (aerobic). In some performances, specifically activities requiring continuous heavy exercise for approximately 40-180 minutes, the person's diet has a direct bearing on how well the person is able to perform (Figure 19). Activities requiring intermittent strenuous exercise like soccer or basketball require longer time periods before the player is limited by diet. Under certain but not all conditions an individual may profit by altering his diet.

## How?

### Carbohydrate loading is increasing stored carbohydrates

The amount of carbohydrate stored in the exercising muscles in the form of muscle glycogen is one of the primary limiting factors to maximal performances lasting between 40-180 minutes (long distance running or soccer). For persons engaging in such activities the diet during the week preceding the event can have a noticeable influence on muscle glycogen levels and hence on performance. At other times during the year modifications of a normal healthy diet have not been shown to benefit such performances. For all other less demanding activities modifying a healthy diet has not proven to have any benefit.

Increasing the storage of carbohydrates in the body is *carbohydrate loading*. Through carbohydrate loading the levels of stored muscle glycogen can be increased more than 100%. The procedure is as follows: approximately 1 week prior to the event the person should undergo an exhaustive bout of exercise lasting about 90 minutes; for 2-3 days following this the person should begin a low carbohydrate diet; for the next 3-4 days prior to the event the person's diet should be very high in carbohydrates (workouts during this entire week should be lighter than normal). The well trained athlete may not experience such dramatic increases in muscle glycogen levels. This may occur because the normal glycogen levels are already elevated due to heavy training. For such persons consumption of a high carbohydrate diet for several days prior to the event is sufficient.



**Figure 19: Diet and Exercise Performance**

Only in prolonged exercise can the type of food you eat have a direct effect on your performance.

**Pre-event meal**

With regard to the question of what to eat on the last meal before performance, most authorities suggest that the meal should be eaten 4 hours before the event, should be light in volume, and should be composed of that which the individual normally eats. For persons engaging in events lasting longer than 40 minutes the pre-event meal should be primarily composed of carbohydrates.

**Why?**

As was stated earlier, only when a person engages in continuous, heavy exercise for periods between 40-180 minutes will a special diet be of help. To understand why these are the only circumstances where diet will have an impact on performance requires nutritional knowledge and an understanding of the fuels used in varying exercise forms.

**Active people need more food**

Persons who exercise regularly expend more energy each day thereby requiring them to consume more food. The amount of food required is related to the amount of extra energy spent. Inactive persons appetites have proven to be relatively effective control mechanisms against the dangers of overeating (thus gaining fat). Of the three basic forms of food (carbohydrates, fats, and proteins) only the first two are used by the muscles as fuel for work. The main function of protein is building and rebuilding tissues, including muscle and bone.

**Protein supplementation is unnecessary**

A frequently asked question is whether the active person requires protein supplements to aid in the body-building processes. The evidence suggests that any added protein requirement is adequately met by including protein as part of the extra food consumed due to a higher activity status. Special protein supplements are unnecessary and often expensive. Foods such as fish, meat, poultry, and beans are good sources of protein. Nutritionists recommend that persons receive 1 gram of protein for each kilogram of body weight. This corresponds to .016 oz. of protein per pound of body weight. For a person weighing 150 lbs. this would amount to 2.4 ounces of protein per day. From a nutritional standpoint any protein consumption above this amount is purely a matter of personal preference.

**Vitamin and mineral supplements are generally not necessary**

Research on vitamin and mineral requirements of active persons has indicated that adequate sources of vitamins and minerals are obtained in the food, provided the person eats a reasonably well-balanced diet. Research on whether vitamin and mineral supplements will enhance performance has shown no consistent evidence concluding that such supplemental procedures are unnecessary and expensive. In some cases excessive vitamin intake can even be harmful.

**Carbohydrate loading aids prolonged work**

In response to the question concerning what fuels exercising muscles require to form the needed ATP, both fats and carbohydrates serve this function. The degree that each contributes varies with the severity and duration of the exercise. If exercise is light and prolonged, fat and carbohydrate stores (glycogen and glucose) both serve as fuels for the aerobic production of ATP. The longer the duration of the exercise the greater the proportion of energy derived from fat. If exercise becomes more vigorous, however, fat contributes less and less and carbohydrate stores become the predominant source of fuel. Although the level of carbohydrate storage is considerably less than the level of fat storage there are adequate levels of glycogen in the muscle and elsewhere (primarily in the liver) to supply the carbohydrate needs for all forms of exercise less than 40 minutes. Thus in all such activities, regardless of how vigorous, fatigue or other limitations to performance are not related to an inadequate supply of carbohydrate for fuel. Only when such vigorous exercise is longer than 40 minutes do the normal levels of carbohydrate storage begin to approach depletion and hence lend themselves to being elevated via carbohydrate loading techniques. Evidence shows a close link between muscle glycogen levels and ability to persist in exercises such as running a marathon, long distance cycling, swimming, or vigorous games as competitive soccer. Fat stores play an increasing role in filling the void as the carbohydrate stores are progressively depleted but exhaustion appears to be closely related to glycogen depletion in such cases.

**The pre-event meal has little effect on performance**

Research indicates that the pre-event meal has little positive or negative effect upon performance. This is because what is eaten usually does not alter the fuels used by the muscles. Only in performances using the existing carbohydrate stores in the muscles (e.g., performances with heavy work lasting longer than 40 minutes) is the content of the meal likely to influence performance. In this instance the meal should consist of 80-90% carbohydrates. In all other cases the meal should be light in volume and eaten far enough in advance (4



hrs.) to have passed through the stomach and into the intestines. By so doing chances of discomfort are minimized. The content of the meal can vary and should consist of foods of personal preference. Since protein is not used as a fuel for energy production by the muscles, eating a large steak at this meal will be of no assistance to performance; it may even interfere because protein and fat are slow to digest.

## What Else?

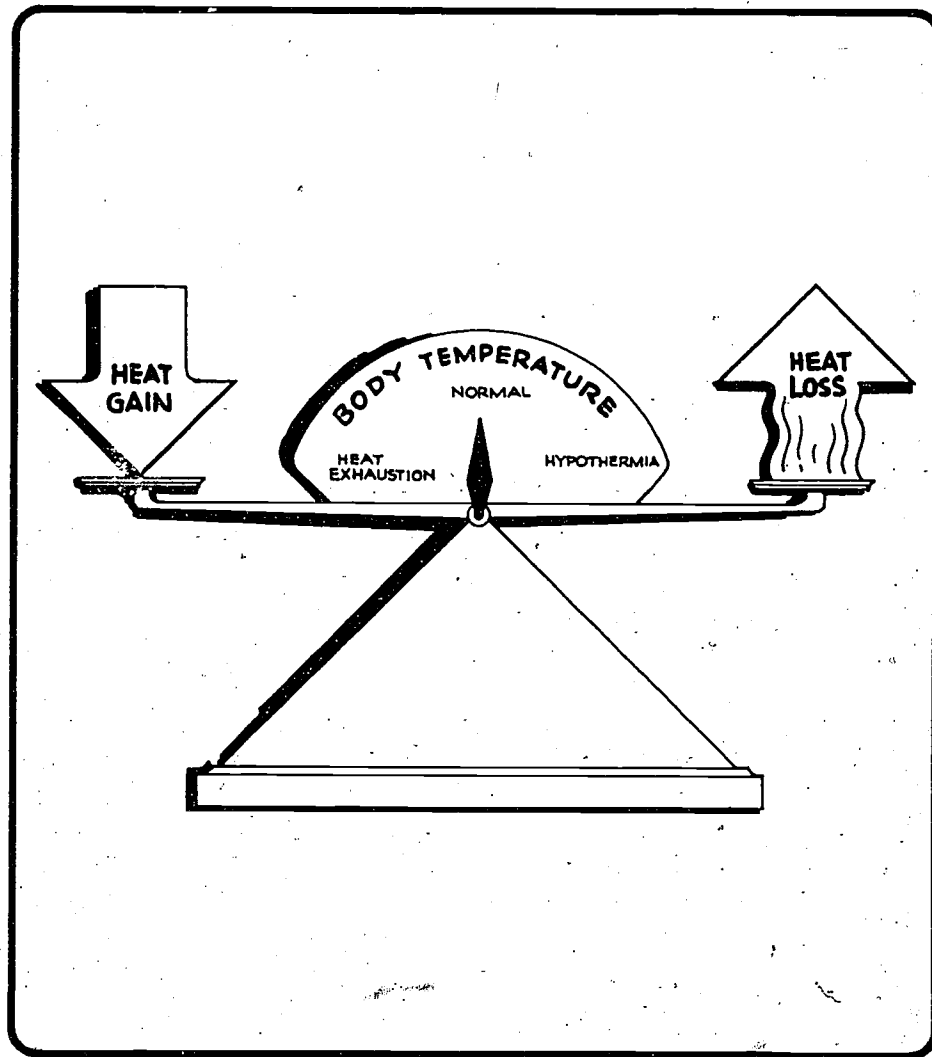
### Temperature effects performance

*Environmental temperature* has a great impact on a person's ability to exercise. Provided the hands, feet, and head are protected by an adequate covering there is little danger to the person and little loss of performance while exercising in the cold. Exercising in the heat, however, particularly when the humidity is high, can result in an excessive buildup of body heat leading to circulatory collapse and heat exhaustion. With adequate preparation and proper precautions during exercise such malfunctions can be avoided (Figure 20).

## Well How?

### Heat exhausts body fluids

In events longer than 15 minutes not only does exercise capacity seem to suffer when the environmental temperature is high but blood pressure and temperature control mechanisms can begin to malfunction, leading to heat exhaustion. This is particularly true when the humidity is high or when sweat evaporation is blocked by improper clothing. As fluids are lost the body temperature rises. Unfortunately thirst does not seem to help the person sense the degree of fluid loss and dehydration may occur. Therefore it is vitally important that body fluids be replenished to aid in sweating and to maintain body temperature at a lower level than would be the case if the person became dehydrated. This can be done by drinking as much as a quart of water before beginning exercise and then drinking a cup every 10-15 minutes during exercise even if the person does not feel thirsty.



**Figure 20: Exercise and Heat Balance**

When the body does not maintain an equilibrium between heat gain and heat loss, hypothermia or heat exhaustion may result.

**Body salt is lost  
through sweating**

It is a common practice for wrestlers to voluntarily dehydrate themselves preceding a match in order to qualify for a lower than normal weight standard. It should be noted that rapid dehydration before weigh-in has negative influences on performance as well as on competitor health and should be avoided.

Since sweating results in a loss of body salt, persons who exercise and train in the heat require supplemental salt. However unless the person loses more than 6 lbs. of weight in a day due to sweating, adding extra table salt to the diet is a more than adequate method for replacing lost body salt. When the weight loss exceeds 6 lbs./day, salt tablets may be required. Such tablets should always be taken with an adequate amount of water — at least 1 pint per 7 grain tablet.

Since clothing can seriously interfere with evaporation of sweat, it should be minimized when exercising in the heat. In football, short-sleeved, netted jerseys should be used on warm days, helmets should be removed whenever possible, and all efforts should be made to aid heat elimination. Hands, feet, ears, and the head and groin regions have a particularly high rate of heat loss. On warm days clothing should not interfere with adequate air flow to these regions in particular (Figure 21). When participating on days when it is cold, care should be taken to cover these body parts.

Overheated persons who complain of dizziness, rapid pulse, and/or cool skin are suffering from heat exhaustion and should be *immediately* placed in a reclining position. All clothing should be removed and cooled by whatever means available (hose, ice water, etc.). Fluids should be given to replenish any previous fluid loss. Emergency personnel should be immediately notified.

Body stress due to performance under hot humid conditions can be dramatically reduced in as little as 4-14 days by training under similar conditions.

**Why?**

Persons who exercise in the heat can easily become overheated and/or dehydrated. Since exercise causes significant amounts of heat to be produced within the body the additional influence of high environmental temperature can



**Figure 21: When Exercising it is Important to take into Account the Environmental Conditions. The Example shows an Over-Dressed and Properly Dressed Jogger.**

**Heat loss mechanisms**

quickly overload the body's capacity for heat loss. Such a temperature buildup can occur even in moderate temperatures (70-80°F) if the exercise is prolonged and heavy.

The primary mechanism for heat loss under such conditions involves the evaporation of sweat. Sweat is released from sweat glands beneath the skin surface. Body heat causes sweat to evaporate thereby lowering the skin temperature. Blood which has been warmed by passing through the muscles will then pass through the cooler blood vessels serving the skin tissue and in so doing loses heat. Thus via the coordinated actions of sweat evaporation and redirecting blood flow to the skin, body temperature is maintained within tolerable limits.

**Why fluids are needed**

However if something interferes with these processes, body temperature can easily rise to dangerously high levels impairing individual health and performance. High humidity and restrictive clothing interfere with normal evaporation processes. Since much fluid is lost due to the evaporation, dehydration can easily occur unless fluids are replaced.

**Mechanisms of adapting to exercise in the heat**

Within 4-14 days of practice under hot humid conditions the body will adapt and become more efficient to the stress of such exercise. This occurs largely because the person begins to sweat more rapidly and to a much greater extent. By sweating more, evaporative cooling is increased and performance improves. The person can perform a given level of work with a lower heart rate than before the adaptation. Blood pressure during exercise is more stable and there is evidence that body fluid levels increase. All these changes contribute to greater efficiency when exercising in the heat.

## **What Else?**

**Aids to performance: fact and fiction.**

Persons concerned with achieving maximal performance seem particularly susceptible to the testimony of popular and successful athletes and coaches regarding performance aids. Yet very few aids are likely to be beneficial to many people in light of the complexity of individual performance differences. A few aids may be beneficial to some but not others while most will have no effect or even a potentially harmful effect on the individual or his performance.

Based on current literature there is no evidence of a standard beneficial effect on performance from vitamin and mineral supplements, gelatin, oxygen inhalation before or after

performance, hypnosis, amphetamines, alcohol, tobacco, or marijuana. As discussed earlier vitamin and mineral supplements are unnecessary. Oxygen inhalation before an anaerobic event if done within 1 minute before the start, may have a slight positive effect. Any other use of oxygen alleged to aid performance appears to be psychological in origin. Amphetamines while they cause a person to become more emotionally aroused have not demonstrated noticeable and reproducible effects upon performance. Amphetamines may lead to psychological dependency as well as mask symptoms of potentially lethal circulatory collapse. Since the use of such drugs has been declared illegal by sports-governing bodies, it seems undesirable to resort to amphetamines for performance aid.

**Blood doping  
may be dangerous**

There is contradictory evidence concerning some aids particularly blood doping and anabolic steroid ingestion. Blood doping is a technique of withdrawing blood cells from an individual and later reinjecting the cells back into the person when those original cells have been reproduced by the body thereby artificially raising the level to enhance endurance performance. According to research statistics the dangers to the performer seem to outweigh possible gains.

**Anabolic steroids**

Anabolic steroids are synthetically produced substances which chemically reproduce the muscle building characteristics of male sex hormones. Many athletes (weight lifters, shot putters, discus and hammer throwers) involved in activities requiring great strength allegedly take large doses of these steroids in addition to training to accelerate the expected strength gains.

Research has not found consistent results concerning the effectiveness of such practices. In light of known harmful effects on blood and liver disorders with prolonged use of anabolic steroids these drugs are best avoided.

A few aids have been found to benefit performance in specific ways. The high carbohydrate diet discussed earlier prolongs endurance performance (see carbohydrate loading). Water intake is necessary and will aid endurance performances in warm temperatures (see fluid needs in the heat).

**Warm-up can help  
maximize anaerobic  
performances**

Warm-up, actively rehearsed prior to the event warms the muscles. The warmup can help maximize anaerobic performances in particular (as in sprinting). It loosens the muscles, tendons, and ligaments, making them less susceptible to injury and increases the blood flow to the heart muscle. On subsequent maximal exertion this will lead to fewer rhythm abnormalities. Significant warm-up is not likely to aid pro-

Caffeine benefits prolonged endurance performance

longed endurance performances because the increased body temperature shifts the blood flow away from the exercising muscles to the skin. In such events, prior cooling of the performer can be beneficial.

Finally caffeine has recently demonstrated a beneficial effect on prolonged endurance performances. Carbohydrate stores are saved due to caffeine's effect on increasing rate of fat utilization (Table 4).

**Table 4: Summary of the Effects of Selected Aids to Performance**

No Beneficial Effect	Variable Effect	Beneficial Effect
Vitamin supplements	Blood doping	Carbohydrate diet for prolonged endurance
Mineral supplements	Anabolic steroids	Water when exercising in the heat
Gelatin		Warm up for maximal anaerobic events
O <sub>2</sub> inhalation		Caffeine for prolonged endurance
Hypnosis		
Amphetamines		
Alcohol		
Tobacco		
Marijuana		

# appearance



Photograph by Carly Jane Dunn Rice

## What Do You Have To Help Me?

Strength training leads to increased muscle bulk

Males' interest in building muscles is primarily related to feeling and looking more masculine. Females sometimes wish to develop bigger muscles but more often they try to avoid becoming too muscular with exercise. Strength training can lead to increases in muscle bulk (muscle hypertrophy). Most females experience smaller bulk changes. Therefore strength training provides opportunities for both males and females to improve their appearance (Figure 22).



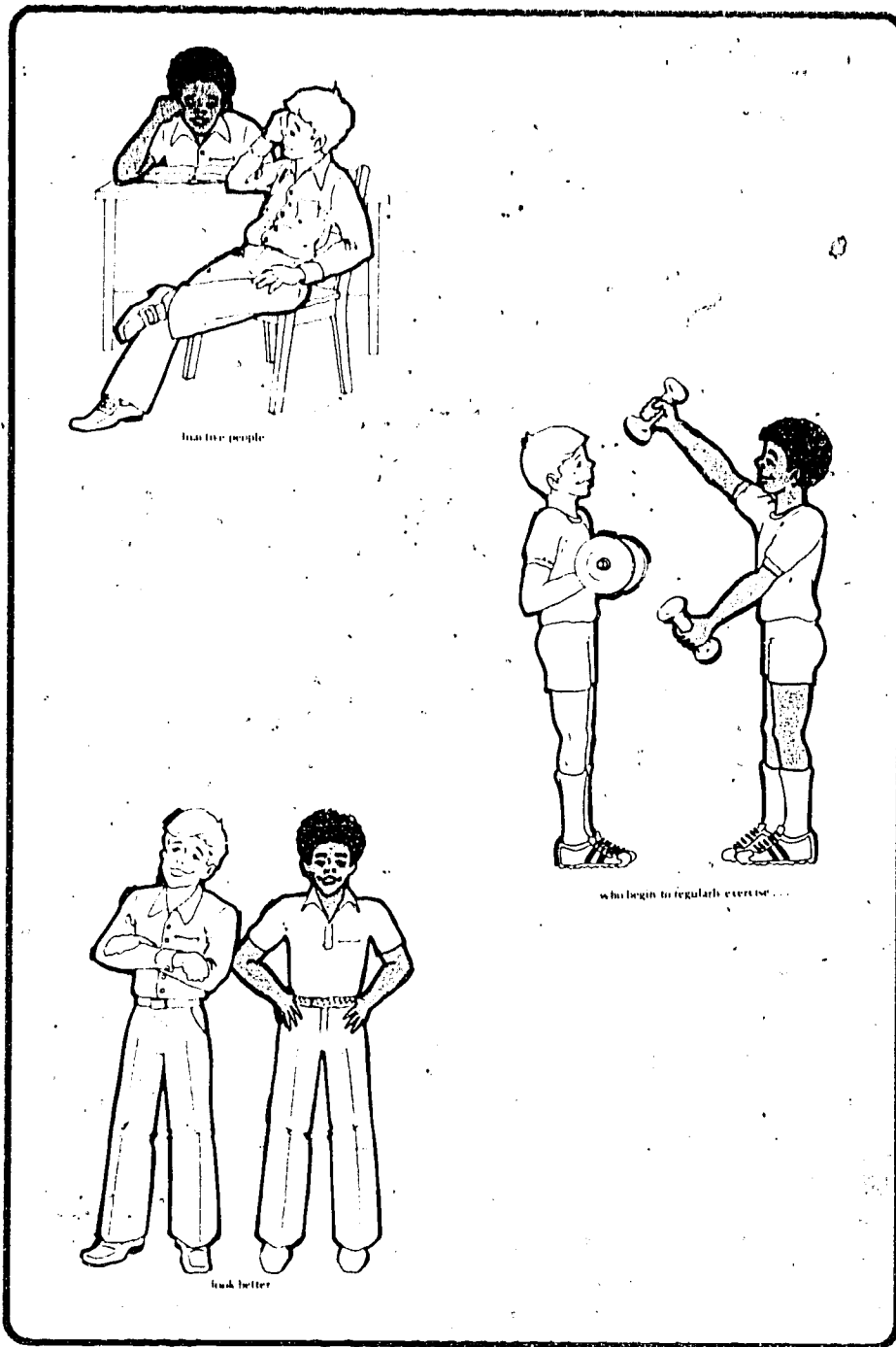


Figure 22: Strength Training and Looking Good

## How Do I Get It?

Muscle bulk is increased by dynamic strength training

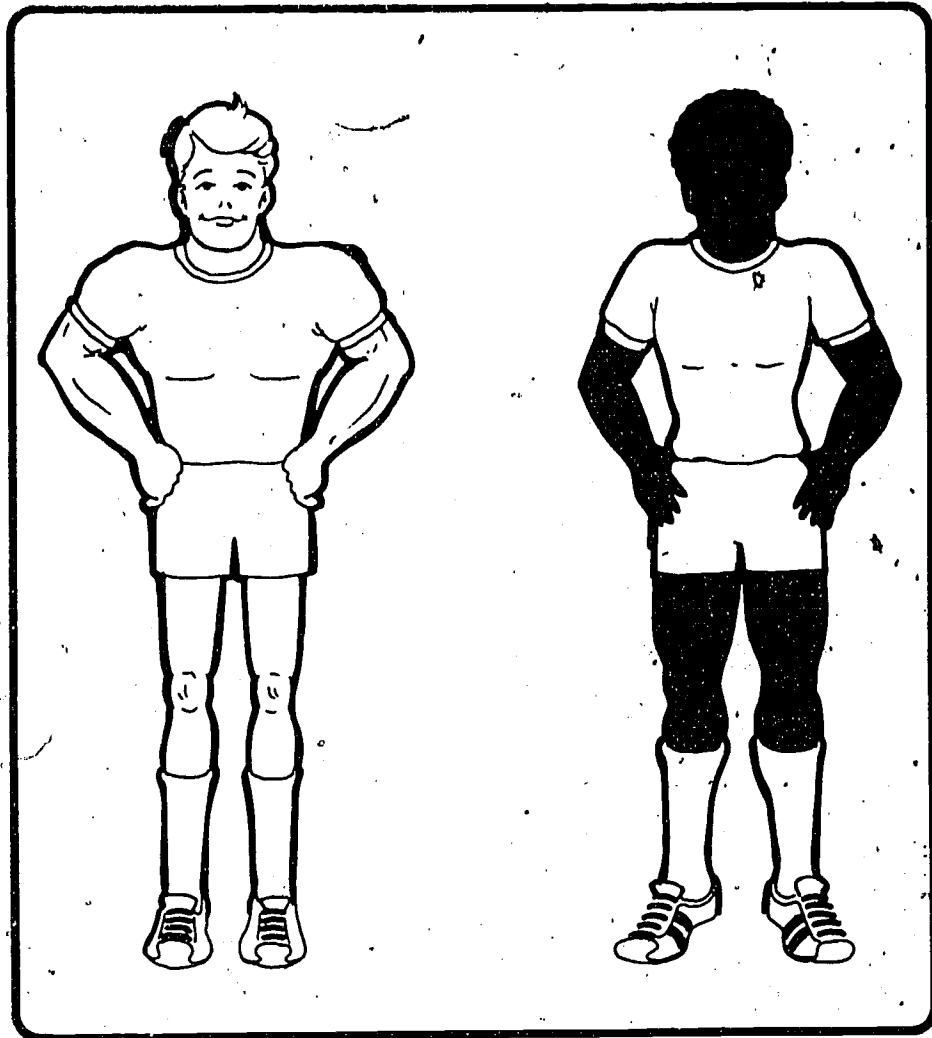
The strength training techniques discussed in Chapter 1 can lead to muscle hypertrophy. The most effective technique involves *dynamic strength training*. Sets of 10 repetitions with the heaviest weight that can be lifted correctly 10 times are usually more effective than sets of fewer repetitions with heavier weights. There are considerable individual differences in such training adaptations. As a result a trial and error approach to choosing a muscle bulking program is often used. The total amount of work a muscle is required to do in addition to the degree of difficulty affects the rate of hypertrophy. Thus the person who does 4 sets of 10 repetitions per set will likely experience more gain in muscle bulk than the person doing only one set. Any muscle building program should be designed to symmetrically develop the body in a pleasing manner rather than focus on a single region such as the upper torso (Figure 23).

Persons desiring to fill out a lanky frame often resort to high caloric, high protein diets in addition to strength training. However there is little evidence that the extra protein is used for muscle development.

## Why Does It Happen That Way?

Muscle "bulk up" is related to hormones

The precise mechanisms which cause a muscle to build up bulk when strength trained are unknown. Evidence suggests that the response is related to the individual male sex hormone level. This explains why females experience much less hypertrophy than males. However each sex has individual differences for adapting muscles to training. Some males will respond more than others. Unfortunately it is difficult to predict who will respond and who will not. The same is true for females. As a rule the female who already shows signs of large muscle development is the one most likely to experience more hypertrophy from strength training than a less muscular female.



**Figure 23: Muscle Building Programs should be Designed to Symmetrically Develop the Whole Body rather than one Region Alone such as the Upper Torso.**

## What Else?

Exercise helps control obesity

Many persons of both sexes and ages suffer from obesity or excess body fat. Regular exercise has been shown to be effective in both preventing and treating obesity provided the person is motivated and exercises properly. Regular exercise also helps maintain a desired body weight (Figure 24).

## How?

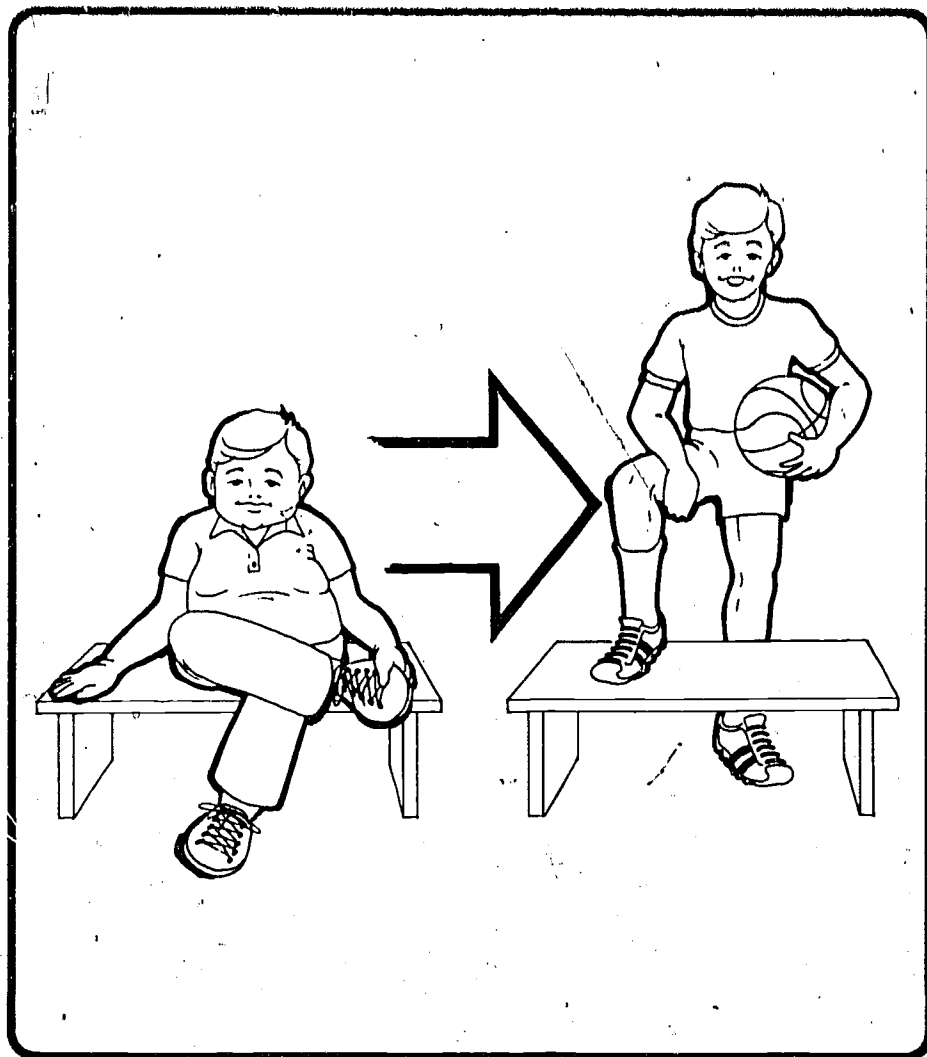
Prolonged aerobic activities reduce obesity

The most desirable exercises for preventing and treating obesity are ones in which the individual supports his body weight. Jogging is such an example. Many times, however, an obese person cannot jog effectively and so must resort to other exercise modes such as walking, cycling, or swimming. Longer and slower forms of exercise usually result in a greater total caloric expenditure. In general the most appropriate exercise procedure is one which causes the greatest total number of calories to be utilized and which brings the individual the most enjoyment. Prolonged aerobic activities are particularly beneficial for treating and preventing obesity. Positive results can be achieved through regularly exercising a minimum of three times weekly for 20 minutes or longer.

## Why?

Inactivity more than food intake contributes to obesity

Evidence indicates that inactivity rather than excessive caloric intake may be a dominant cause of obesity. Obese individuals move less throughout the day but do not necessarily eat more. Habitual exercise of less than one hour does not necessarily cause an increase in appetite. Food intake may increase only to offset the increased caloric expenditure in some persons while in others intake may remain the same or even drop below the level of sedentary individuals. There is no evidence that regular exercise leads to the development of obesity with overstimulation of the appetite.



**Figure 24: Regular Exercise can Contribute Significantly to Preventing and Treating Obesity.**

The number of fat cells in humans increases until 16-18 years of age, thereafter remaining constant. In adulthood, gains in body fat come as a result of increases in fat cell size not number. Obese persons usually have more fat cells than non-obese persons. Indirect evidence suggests that regular exercise during early life years when fat cells are being developed could help control obesity in adulthood.

Regular exercise is useful in treating obesity for numerous reasons. Literature on physical training programs indicates that while body weight may not change due to training, fat content is often reduced and lean tissue developed. Further analysis of the literature suggests that for a training program to cause a reduction in body fat the following minimum requirements must be met:

- the program must be conducted at least 3 times per week;
- it must last at least 20 minutes per day;
- it must be at a sufficient intensity and duration to expend approximately 300 kilocalories (kcal.) per exercise session. Note: a kcal. is the unit of caloric expenditure and is the same as "calorie" in layman's terms.

As an example a 170 lb. male expends approximately 14.9 kcal. per minute when jogging at a pace of 9 minutes per mile (see Table 5). If he continues at that pace for 20 minutes, then the total caloric expenditure equals 298 kcal.  $\{(14.9 \text{ kcal./min.}) (20 \text{ min.}) = 298 \text{ kcal.}\}$ . Jogging at a pace of 11.5 minutes per mile requires only 10.5 kcals. per minute. Therefore this person would need to jog for 28.5 minutes to achieve a total caloric expenditure of 300 kcal. per session at the slower pace  $\{(300 \text{ kcal.})/(10.5 \text{ kcal./min.}) = 28.5 \text{ min.}\}$ .

It should be noted in Table 5 that the number of kilocalories expended in an activity varies not only with the intensity or pace of the activity but also with body weight. The heavier the person the more kilocalories expended at a given pace. Females beyond puberty tend as a whole to weigh less than males. As a result they will need to engage in a given activity and at a given intensity for more time to achieve the goal of 300 kcal. per exercise session. Unfortunately the minimum requirements mentioned above emanate from data collected primarily on males. As more data is collected on females the recommended minimum daily caloric expenditure may be found to be less for females because of these differences in body weight.

There are several other reasons for including exercise in a program to reduce fat content. Weight loss by dieting alone

**Table 5: Energy Expenditure in Selected Activities (kcal/min)\***

Activity	Kg lb	50 110	59 130	68 150	77 170	86 190	95 209
Badminton		4.9	5.7	6.6	7.5	8.3	9.2
Basketball		6.9	8.1	9.4	10.6	11.9	13.1
Climbing Hills							
no load		6.1	7.1	8.2	9.3	10.4	11.5
with 10 kg load		7.0	8.3	9.5	10.8	12.0	13.3
Cycling							
5.5 mph		3.2	3.8	4.4	5.0	5.5	6.1
9.4 mph		5.0	5.9	6.8	7.7	8.6	9.5
Digging trenches		7.3	8.6	9.9	11.2	12.5	13.8
Forestry							
Ax chopping-fast		14.9	17.5	20.2	22.9	25.5	28.2
Ax chopping-slow		4.3	5.0	5.8	6.5	7.3	8.1
Gardening							
Mowing		5.6	6.6	7.6	8.6	9.6	10.6
Raking		2.7	3.2	3.7	4.2	4.6	5.1
Golf		4.3	5.0	5.8	6.5	7.3	8.1
Running							
Cross country		8.2	9.6	11.1	12.6	14.0	15.5
Horizontal							
11.5 min/mi		6.8	8.0	9.2	10.5	11.7	12.9
9 min/mi		9.7	11.4	13.1	14.9	16.6	18.3
7 min/mi		12.2	13.9	15.6	17.4	19.1	20.8
Swimming							
Backstroke		8.5	10.0	11.5	13.0	14.5	16.1
Breaststroke		8.1	9.6	11.0	12.5	13.9	15.4
Crawl-fast		7.8	9.2	10.6	12.0	13.4	14.8
Crawl-slow		6.4	7.6	8.7	9.9	11.0	12.2
Tennis		5.5	6.4	7.4	8.4	9.4	10.4
Volleyball		2.5	3.0	3.4	3.9	4.3	4.8
Walking							
Comfortable pace		4.0	4.7	5.4	7.2	6.9	7.6
Sitting at ease		1.2	1.4	1.6	1.8	2.0	2.2
Writing		1.5	1.7	2.0	2.2	2.5	2.8
Lying at ease		1.1	1.3	1.5	1.7	1.9	2.1

\*Adapted from Katch, F. and McArdle W. *Nutrition, Weight Control, and Exercise*. Boston: Houghton Mifflin Company, 1977, Appendix B: Energy Expenditure in Household, Recreational and Sports Activities (in Kcal/min).

causes loss of lean tissue and protein as well as fat whereas weight loss by exercise causes nearly all of the weight loss to come from fat. Regular exercise also contributes to the development of the muscular and cardiorespiratory systems as well as being useful in obesity treatment.

Aerobic exercise is of particular usefulness since fat partially serves as a fuel for such work. Aerobic training promotes the enzyme development involved in the breakdown of fat. This results in more fat being used as a fuel at a given level of work than before. Weight supported forms of exercise are preferable to others because more calories are spent in a specified period of time.

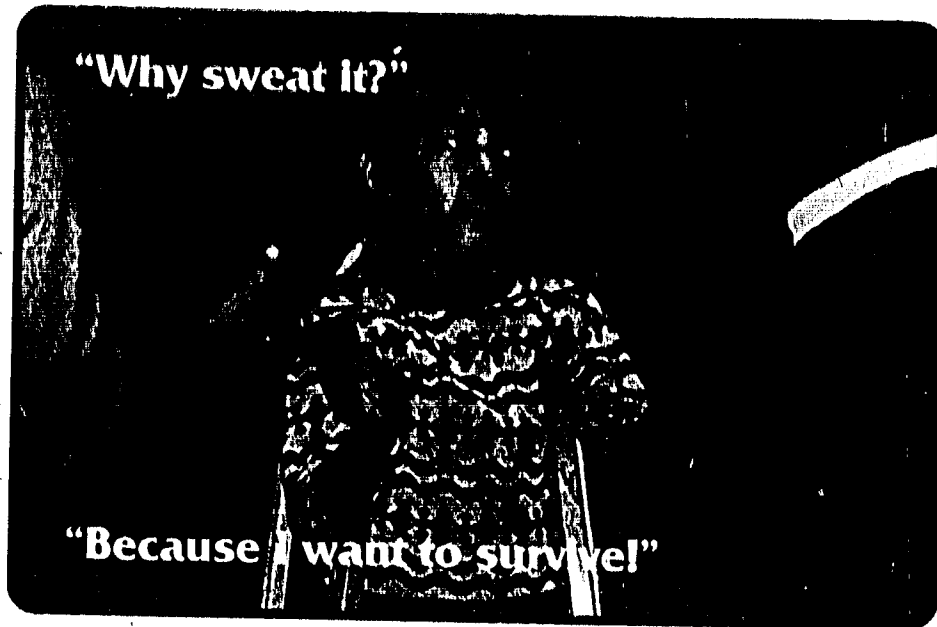
People often exercise to reduce fat in or around a specific body location. Evidence suggests however that exercising a specific body part will not cause a reduction in localized fat deposits in that specific area.

C



## CHAPTER THREE

# coping



### What Do You Have To Help Me?

Exercise can treat hypokinetic disease

In today's world "survival" can mean being free of disease. Many diseases are related to inadequate exercise. *Hypokinetic degeneration* or loss of function is one such disease caused by insufficient movement. Handicapped persons are particularly susceptible to this disease because they are often not provided the means of fully using their bodies. Persons who suffer from hypokinetic degeneration can experience one or more of the following: bone and muscle atrophy; loss of flexibility; cardiovascular degeneration; respiratory, bladder and bowel malfunction.

*Coronary heart disease* and *stroke* are two related diseases of great magnitude. Characteristics of people associated with premature susceptibility to these diseases are called risk fac-

tors. Lack of exercise is a risk factor of minor but significant importance in the development of both diseases. Two other risk factors, high blood pressure (hypertension) and obesity, can be reduced by regular exercise.

Exercise has proven to be a useful therapy in the treatment of many diseases, injuries, and risk factors. Essentially all hypokinetic degeneration symptoms can be reversed and even eliminated through exercise in one form or another. Recovery from injuries to muscles, tendons, and ligaments or repair of fractured bones can be hastened with exercise. Exercise has sometimes been of benefit to persons suffering from high blood pressure. Obesity has been successfully treated through combined exercise and diet.

## How?


Adapted physical education programs are necessary

Regularly exercising all parts of the body in some comprehensive program is recommended for preventing and treating hypokinetic degeneration. Handicapped individuals are particularly in need of programs which focus on strength and range of motion. Such individuals also confront obesity and heart disease risk due to their inactivity. Adapted physical education programs are beneficial and of vital importance (Figure 25).

Large muscle rhythmic exercise for heart disease and stroke are recommended

The preferred exercise for the coronary artery disease and stroke prevention is large muscle rhythmic exercise. Jogging, cross-country skiing, cycling, and swimming are all appropriate examples (Figure 26). The discussion of aerobic endurance training procedures in Chapter 4 outlines the recommended procedures in full.

Persons diagnosed as having coronary heart disease, stroke, or those who are in a higher risk category because of age or other known risk factors should avoid intensive small muscle exercises. Examples include push-ups and pull-ups (Figure 27). Isometric exercises should also be avoided because they demand a greater amount of blood to be pumped by the heart at the same time as the resistance to blood flow is increased. Rhythmic large muscle exercises also require more blood to be pumped by the heart but resistance to blood flow is reduced. The net effect of doing intensive small muscle exercises or any form of isometric exercise is that the heart muscle is forced into a very high workload presenting danger to anyone who has a potentially weak or diseased heart.



**Figure 25: Handicapped Individuals are Particularly in Need of Adapted Physical Education Programs.**




Figure 26: Activities for People Interested in Preventing Heart Disease should Consist of Rhythmic Large Muscle Movements such as Cycling, Walking, and Jogging.

It is recommended that anyone over age 35 contemplating an exercise program should obtain a physical exam which evaluates the performance of the heart during such exercise. Such an exam is commonly referred to as an *exercise stress test*. Persons who are at high risk should definitely receive such a stress test before beginning an exercise program. Anyone who has been diagnosed as having heart disease should exercise under the supervision of trained personnel.

## Why Does It Happen That Way?

Understanding the reasons why regular exercise prevents disease is very difficult because of the complexity of bodily processes and how diseases affect these processes. In Chapter 1 many beneficial changes from exercise in the muscular and circulatory systems were discussed. The relationship between obesity and exercise was discussed in Chapter 2. Some of the mechanisms not mentioned which relate exercise to the prevention and therapy of disease are presented in the following paragraphs.

If joints are not moved the connective tissue in ligaments, tendons, and muscle shortens, causing flexibility loss in the joint. Research has shown that connective tissue is strengthened by regular exercise; lack of exercise has the opposite effect.

Exercise helps  
to bind minerals  
into bones and  
connective tissue

Bone tissue is also affected by inactivity. Bones are constantly in a state of being modified and strengthened to meet the demands placed on them. Calcium and other minerals are deposited in stress areas. If the normal level of exercise is reduced, this strengthening process is interrupted and bones lose minerals making them weaker and more susceptible to fracture.

The relationship between lack of exercise and increased susceptibility to coronary artery disease and stroke has not been conclusively proven due to the complexity of the diseases and numerous contributing factors. In addition these diseases take many years to develop into a severe enough state to be diagnosed by present techniques. For these reasons research progress is slow. Although the role of inactivity is not yet proven there is enough indirect evidence for it to be listed as one of several minor risk factors.

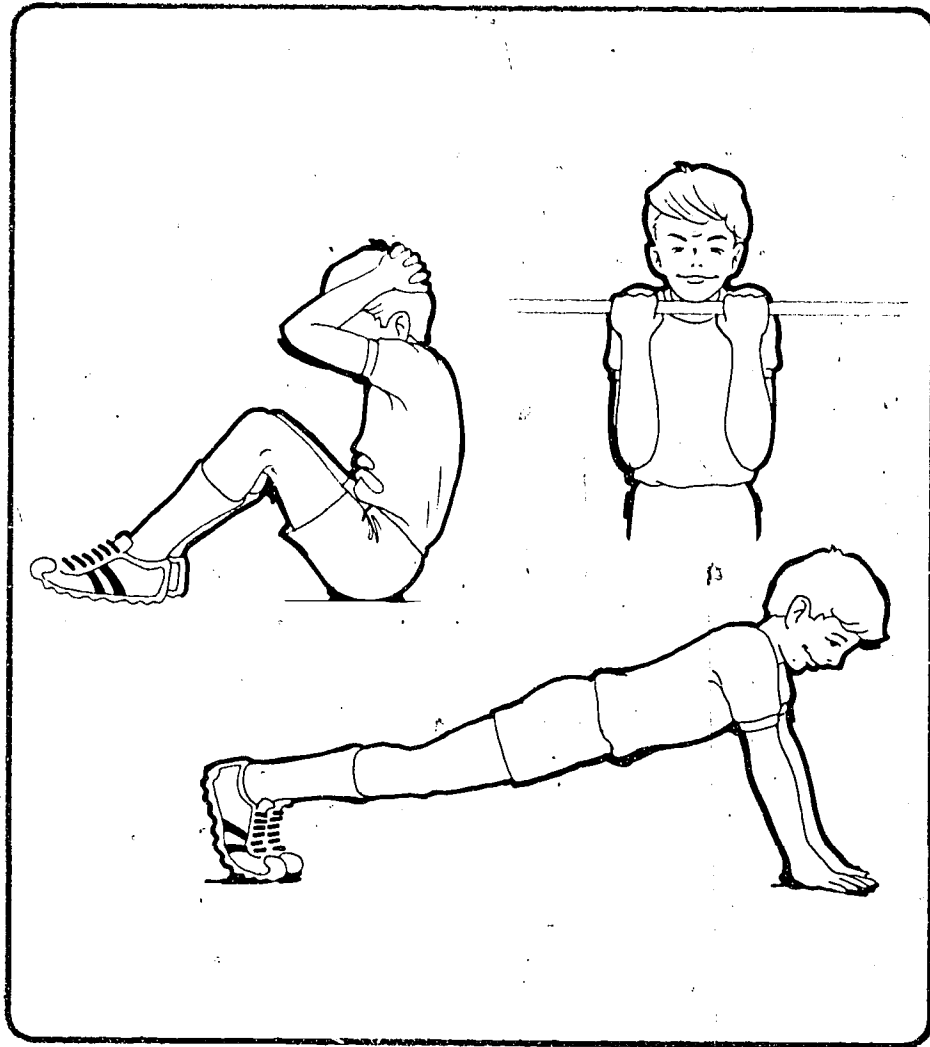


Figure 27: Isometric Exercise in General or Intensive Small Muscle Exercise should be Avoided by People with Heart Conditions.

**Exercise may help prevent heart disease and stroke**

Many cardiologists feel that if the death rate from coronary artery disease and stroke is to be significantly lowered, something will have to be done to prevent rather than treat it once it appears. Since evidence suggests that these diseases may begin to develop in childhood it becomes evident that regular exercise habits need to be emphasized and established very early in life.

There are numerous reasons why exercise is thought to be related to the prevention of coronary heart disease and stroke. Research on rats has indicated that regular exercise promotes a larger arterial and capillary system feeding blood to the heart muscle. If this is also true in humans, blood would flow to the heart muscle. Evidence suggests that regular exercise improves stroke volume by creating a greater contraction force. With a larger stroke volume the heart is able to pump blood through the body with fewer beats thereby not having to work as hard.

Both high blood pressure and high blood fat levels are major risk factors in coronary heart disease and stroke. Exercise has been shown to be of some help in reducing high blood pressure. Other evidence suggests that exercise can lower the level of fat in the blood if done at least every other day. The buildup of fatty deposits on the arterial walls may be slowed (Figure 28) and the ability to break down blood clots may be increased through regular exercise. In all there are many potential explanations which could account for why regular exercise is thought to play a preventative role in the development of coronary artery disease and stroke (Figure 29).

**Exercise is useful for cardiac rehabilitation**

Beyond prevention, exercise has proven to be of significant therapeutic benefit in the treatment of persons with known coronary artery disease. Clinical evidence suggests that such exercise programs contribute to a heightened physical work capacity in the person and less strain on the heart. This may occur even if the exercise does not improve the circulation to the heart muscle. The resulting effect on the individual is greater self-confidence and a heightened psychological outlook. The person is better equipped to regain a productive lifestyle. Tentative evidence suggests that all this results in a lowered rate of recurring problems and mortality.

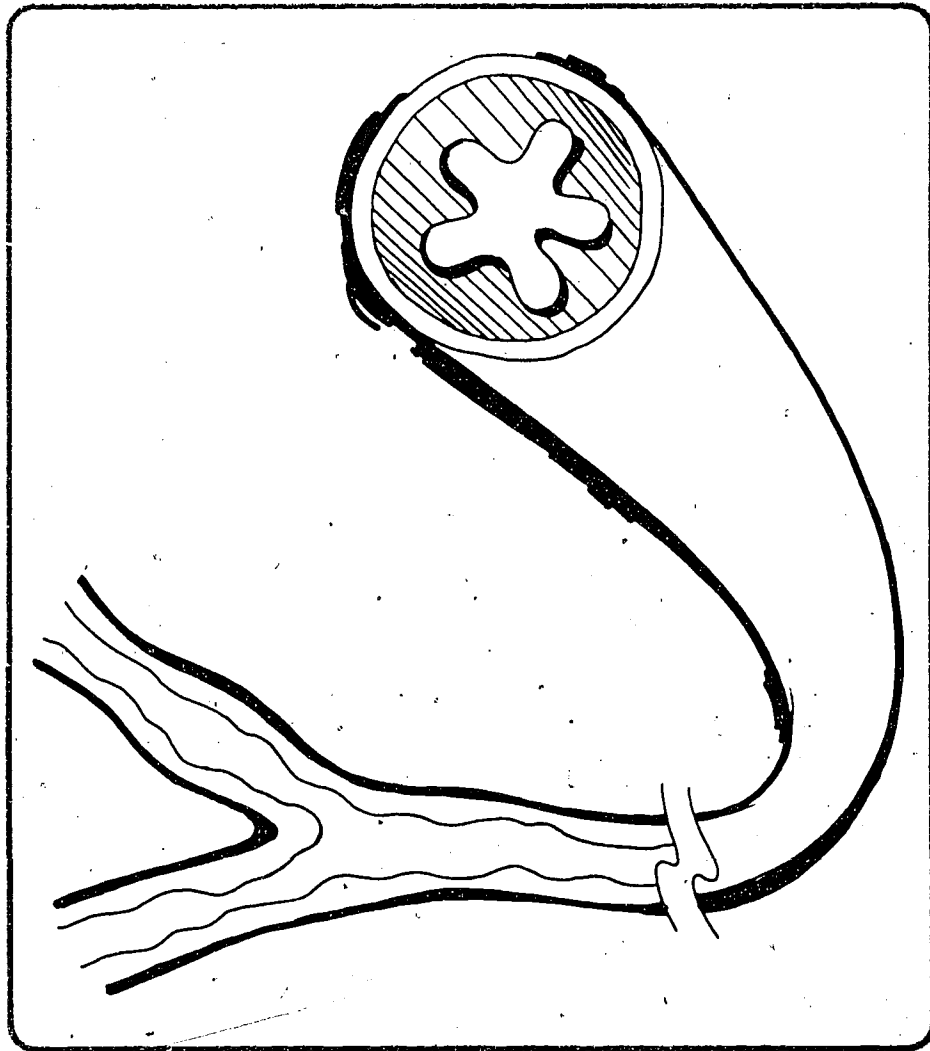
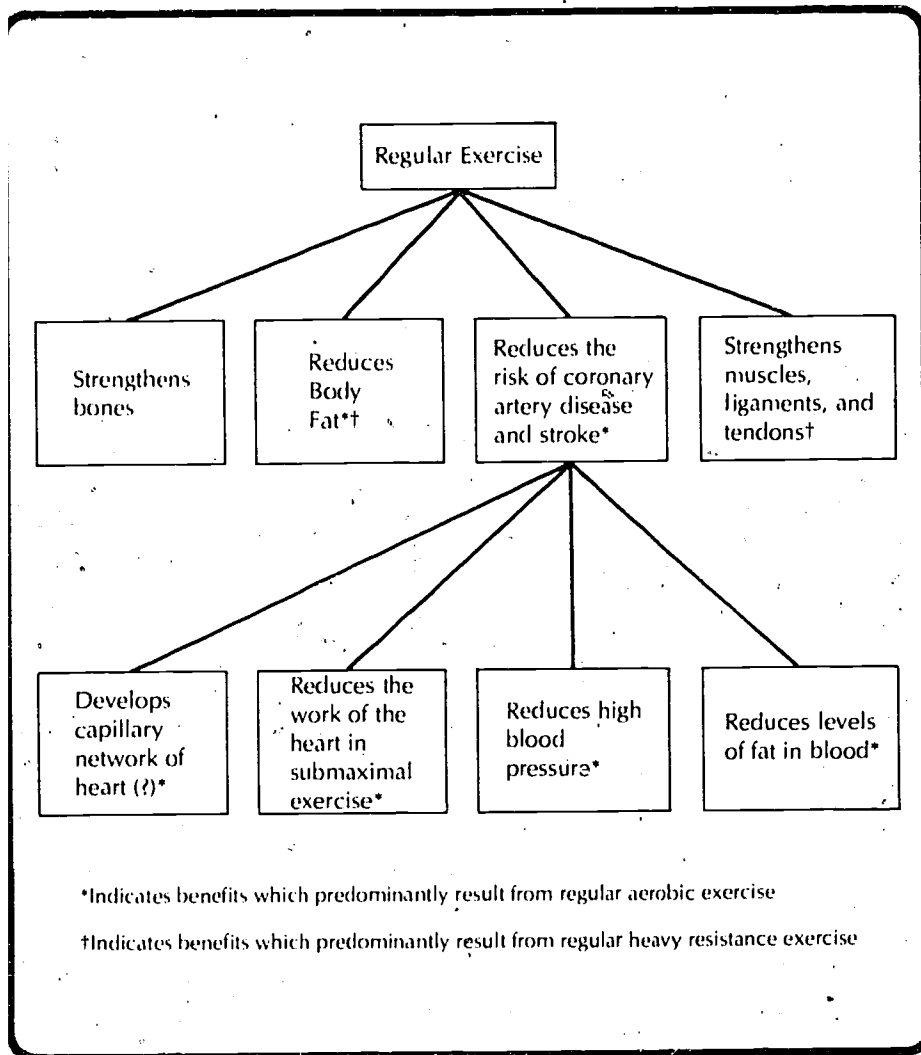


Figure 28: Regular Exercise May Slow the Building of Fatty Deposits on the Walls of Arteries.





**Figure 29: Summary of Several Benefits of Regular Exercise**

## What Else?

### Surviving in emergencies

Living in the modern world requires the ability to survive in emergencies. Nobody can anticipate how or when a situation may arise requiring ability to pull oneself up over a barrier, run fast, maintain a strong grip, or withstand a physical hardship. An adequate level of physical fitness (or adequate strength, speed, and endurance) can make a crucial difference in such situations.

## How?

### Overall training for emergencies is desirable

Since one cannot predict if and when an emergency may arise, or what may be required for survival, a comprehensive approach to fitness is necessary.

Adequate strength to manage one's body weight should be developed and maintained. Essentially one needs to train with near maximal weights or repeatedly exert near maximal force for strength development. Dynamic and isokinetic strength training techniques are appropriate methods (see Chapter 1). In addition, calisthenic exercises like pull-ups, push-ups, and dips can be satisfactorily employed where proper facilities for developing strength by these techniques are unavailable.

Running speed can be improved through anaerobic power and endurance training procedures. Both involve running repeated intervals at near maximum speed.

Endurance implies either an ability to engage one muscle group in exercise over a long time period (muscular endurance) or the ability to engage the whole body in prolonged exercise (aerobic endurance). Muscular endurance training techniques involve repetitious exercise with a submaximal weight. Aerobic endurance training involves rhythmic large muscle exercise at least 10 minutes daily and 3 times per week at a pace which raises the heart rate to an adequate level. For the average young adult an adequate target heart rate to achieve in exercise ranges between 150-185 beats per minute. Persons who are particularly unfit when beginning may gain some benefit from exercises in which the heart rate is as low as 130 beats per minute. Both muscular and aerobic endurance training procedures were described in Chapter 1.

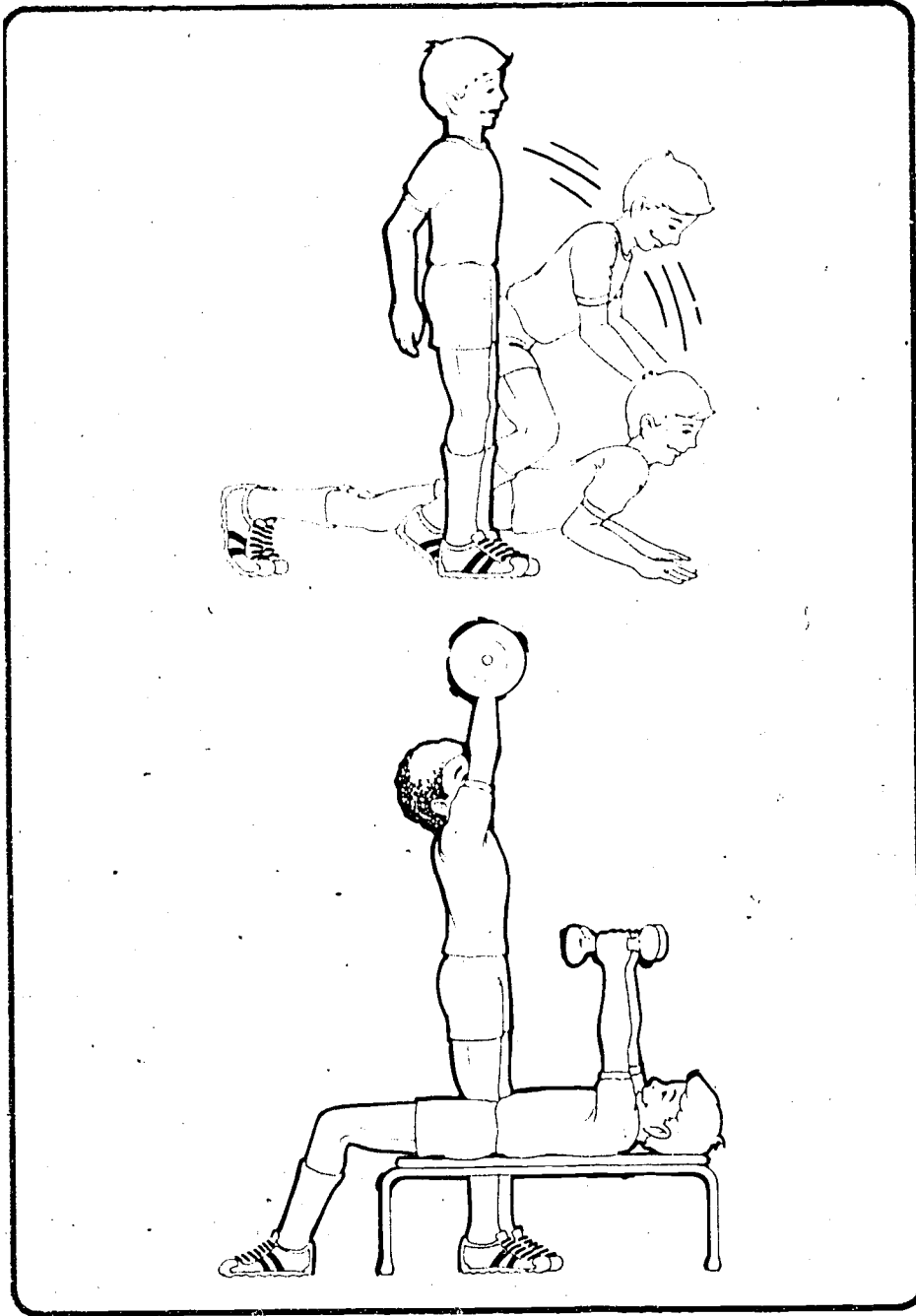


Figure 30: Circuit Training can be very Useful in Developing and Maintaining Physical Fitness.

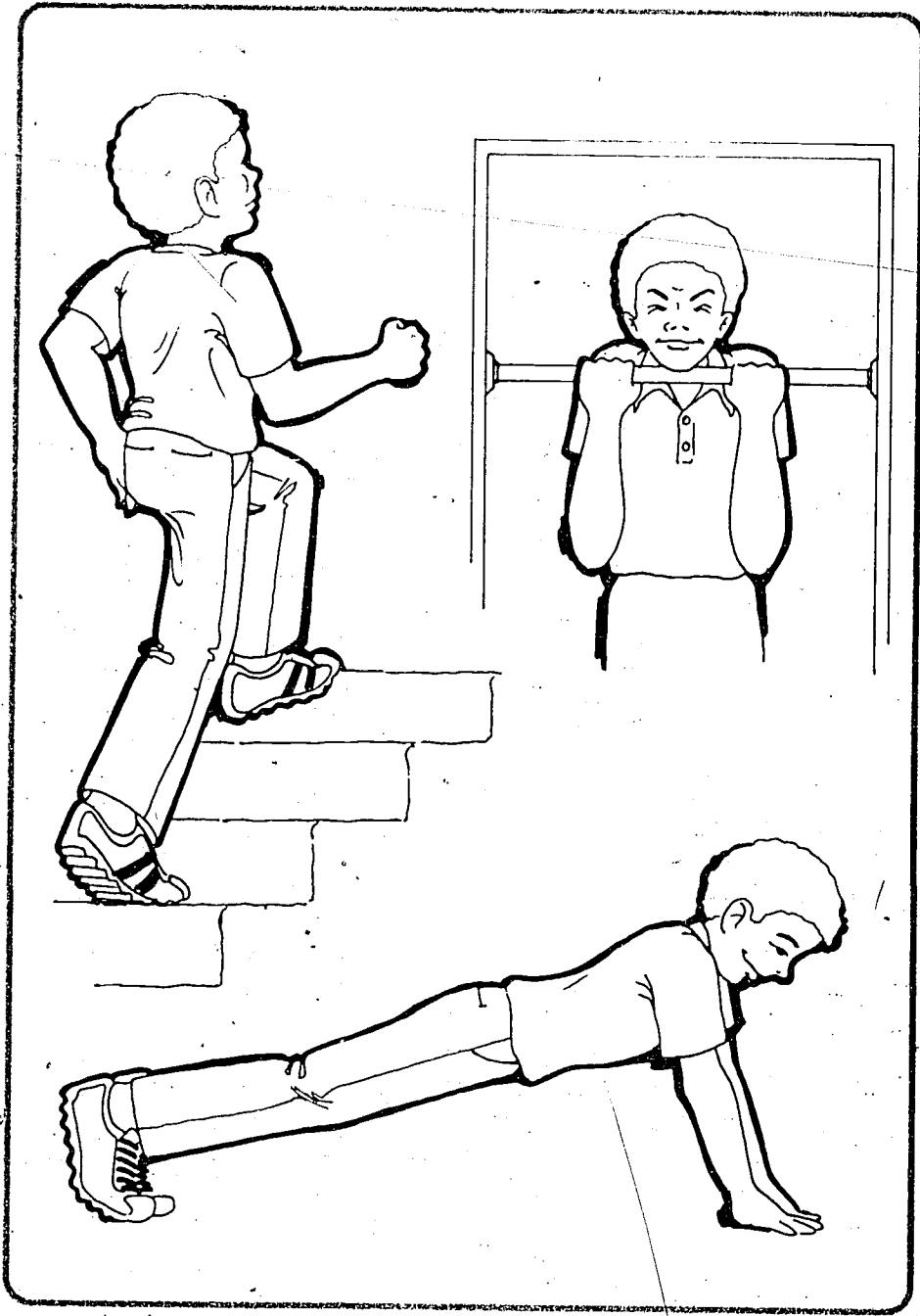


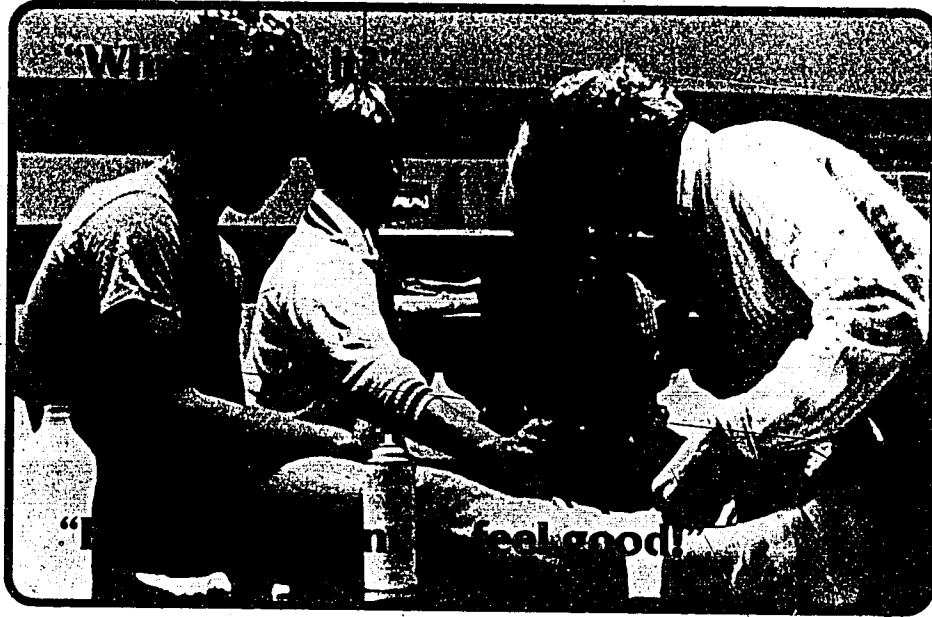
Figure 31: Possible Stations for a Home-Based Circuit Training Program.

### Circuit training

An alternative approach to overall fitness is *circuit training*. With this approach a series of individual exercises are tied into a circuit and then executed as quickly as possible. Often the exercises are located at different stations in a room. A great variety of individual exercises (stair running, push-ups, pull-ups, squat thrusts, or flexibility exercises) may be used in devising a circuit. Weight lifting exercises are commonly used (Figure 30). Circuits can be varied according to individual needs or according to facility limitations. Persons can even organize their own circuits at home (Figure 31). A home based circuit training program is of particular relevance for the handicapped individual. The overall individual benefit is the effect of each exercise on the specific body regions. In addition aerobic endurance can be improved from the continuous station activity.

## CHAPTER FOUR

# health



### What Do You Have To Help Me?

It is not uncommon to experience muscular pain in the used body regions one or more days after heavy exercise. Muscle soreness is used to describe this pain. With the proper techniques muscle soreness can be minimized or its severity reduced.

### How?

Gradual increase in activity level lessens muscle soreness

Minimizing muscular soreness involves beginning heavy exercise with an adequate warm-up to loosen muscles and joints. The technique of using static stretching exercises, as discussed in the flexibility section of Chapter 1, is particularly

recommended for this warm-up period. Muscle soreness is maximized when the level of habitual activity is first raised as during the first week of an exercise program. The severity of the exercise also influences the degree of muscle soreness a person will experience. Programs which cause a person to abruptly do much more exercise than normally accustomed to result in more muscle soreness than ones which slightly raise the level of activity. Therefore it is advisable to use a gradual increase in activity level to prevent or minimize muscle soreness.

If and when muscle soreness develops, static stretching exercises of the sore regions have proven helpful in reducing pain. The technique simply involves holding the sore muscle in a stretched position for 15-30 seconds or longer (Figure 32). The exercise should be repeated several times a day if the pain is severe.

## Why Does It Happen That Way?


Muscle soreness occurs from connective tissue damage

The most common explanation for muscle soreness is muscle tissue damage resulting from the exercise. More recent evidence suggests, however, that connective tissue running through the muscle rather than the muscular tissue itself may be the source of the pain. Muscles are composed of bundles of muscle fibers. Connective tissue surrounds each muscle fiber, forming groups of fibers into bundles and binding numerous bundles together to form the entire muscle. The muscle tendon which attaches the muscle to the bone comes from this connective tissue within the muscle. Strenuous exercise may cause the normal balance between the buildup and breakdown of this connective tissue, resulting in soreness.

## What Else?

Avoiding fatigue through fitness

Occasionally we are all called upon to physically use our bodies. A friend may need help lifting or carrying a load or somebody else may ask for assistance to move his household. In the spring it is not uncommon to see people cleaning up and digging in their gardens after months of indoor and relatively inactive living. Even the inactive person may find it



**Figure 32: Preventing and Treating Muscle Soreness**

Static stretching exercises can minimize the amount of muscle soreness. Hold a stretched position for several seconds without bouncing.



difficult to refuse the invitation from a group of friends to take an afternoon bicycle ride on a sunny spring day. If an individual wishes the freedom to participate in a variety of such activities without being limited by premature fatigue, an adequate level of physical fitness is essential (figure 33).

## How?

Fatigue is minimized through fitness

Three fitness components seem to be of particular importance for "feeling good" while exercising.

**Strength:** Developing and maintaining an adequate level of muscular strength is important because strength appears to be involved to some degree in almost all performances. Persons with greater strength are likely to experience less fatigue than those with less strength. All regions of the body require adequate strength. Overemphasis on training only one body part does little to prepare the individual for the wide range of movements likely to be encountered while freely engaging in activity.

Two types of endurance, *muscular endurance* and *aerobic endurance*, appear to be of particular importance in minimizing premature fatigue from exercise. Muscular endurance refers to the ability of individual muscles to continue exercising for relatively long periods of time. Aerobic endurance refers to a similar ability of the whole body to persist in prolonged activity. If two otherwise equivalent persons differing in their levels of muscular and aerobic endurance were asked to work side by side on the same task the one with the higher endurance would not only complete the task in less time but that person would experience more comfort during and afterwards.

One last word should be mentioned regarding feeling good while exercising. Persons who have excess body fat usually find themselves under greater strain while exercising at a given rate than those with low levels of body fat. This is because the fat acts as a heavy burden which must be borne along with the individual. Just as a heavy backpack slows down an exercising person by causing additional fatigue, so, too, does extra fat weight. The role of regular exercise in preventing and treating obesity is discussed in Chapter 2.




Figure 33: Adequate Fitness Prevents Unnecessary Fatigue.

## Why?

Muscle fatigue results from failure of the muscle fibers to contract

The explanation for a fit person's ability to exercise at a given level and feel better relates partly to the physiological and structural changes that occur from training. Any attempt to explain the phenomenon of feeling good (or not feeling good) while exercising should consider the causes and mechanisms of muscle fatigue.

Muscle fatigue is an exceedingly complex phenomenon which has no simple and entirely consistent explanation. Under some circumstances fatigue may result from a failure of the central nervous system to deliver impulses to the exercising muscles. Fatigue may also result when the junction between the nerve and the muscle does not perform adequately. The best explanation for muscle fatigue, however, is the failure of the muscle fibers to contract. This contraction failure may result from a variety of sources including depletion of energy sources, loss of substances required for contraction, and/or waste products accumulated during exercise.

In maximal efforts lasting less than 10 seconds (e.g. sprinting), the primary source of energy appears to be stores of ATP in the muscle. \* Fatigue in such exercises results from an inability to resupply these ATP stores. In heavy exercises which last anywhere between 10 seconds and 2-3 minutes, creatine phosphate supplies needed ATP to the muscles to a significant degree. Fatigue under such circumstances is strongly related to the depletion of creatine phosphate stores in the muscles. Neither ATP nor glycogen stores are severely depleted in these instances.

When heavy exercise is continued for increasing periods beyond 2-3 minutes, the ability of the person's oxygen delivery systems to supply oxygen to the exercising muscles is of increasing importance in determining the level of work that can be sustained.

In heavy performances lasting longer than 10 seconds including those which rely heavily on creatine phosphate as well as those which begin to rely on oxygen for ATP production, anaerobic glycolysis also serves as an important means of producing ATP for the muscles. The byproduct of anaerobic glycolysis is lactic acid which has an important role in muscular fatigue. It is not known whether fatigue results from the accumulation of lactic acid, the effect of lactic acid on lowering muscle pH, or the influence of both on enzyme activity

\*See pages 16-38 for further discussion of energy production in exercise.

involved in anaerobic glycolysis. Fatigue may also be caused by a progressive phosphate loss from the muscle. Phosphate is necessary in the production of ATP and creatine phosphate.

An inadequate supply of oxygen to the muscle is also known to contribute to muscle fatigue. Such losses of oxygen supply are not uncommon in short-term, highly intensive levels of exercise, particularly if the exercise is static or isometric. The loss of oxygen supply to the muscle is due to substantially reduced blood flow to the muscle. Without a blood supply the delivery of oxygen and the elimination of wastes from the muscles is disrupted.

In prolonged heavy exercises lasting longer than 40 minutes, fatigue appears strongly related to the depletion of muscle glycogen stores. In such conditions and even in extreme circumstances when the exercise lasts less than 40 minutes, high body temperature may contribute to muscle fatigue as well. Whenever body temperatures rise as in heavy exercise, the blood vessels in the skin and muscles compete for blood supply. Blood must be sent to vessels of the skin for cooling purposes. If the exercising muscle receives some of their blood supply the oxygen required for the production of ATP may be reduced. This would lead to a greater dependence upon anaerobic glycolysis for ATP production and more fatigue.

In light of the complexities of explaining muscle fatigue it is difficult to fully comprehend why training causes an improved response to a given level of exercise. The fact is that a trained person experiences less fatigue during and after the exercise when compared to an untrained individual of similar caliber working at the same work level. The net effect is that the trained individual "feels" better than the untrained one. Whether this arises out of a greater storage of energy sources or fuel, a greater ability to tolerate the buildup of waste products or some combination of both, awaits further research. Psychological factors can also interact with the physiological factors, causing the trained individual to feel better than the untrained one.

## What Else?

Low back pain can be lessened by strong abdominal muscles

Feeling good also concerns chronic low back pain considerations. It appears that many cases of low back pain can be prevented by maintaining good posture in the lower back region. The spine should be kept straight and should not be allowed to arch into the sway back position (Figure 34).

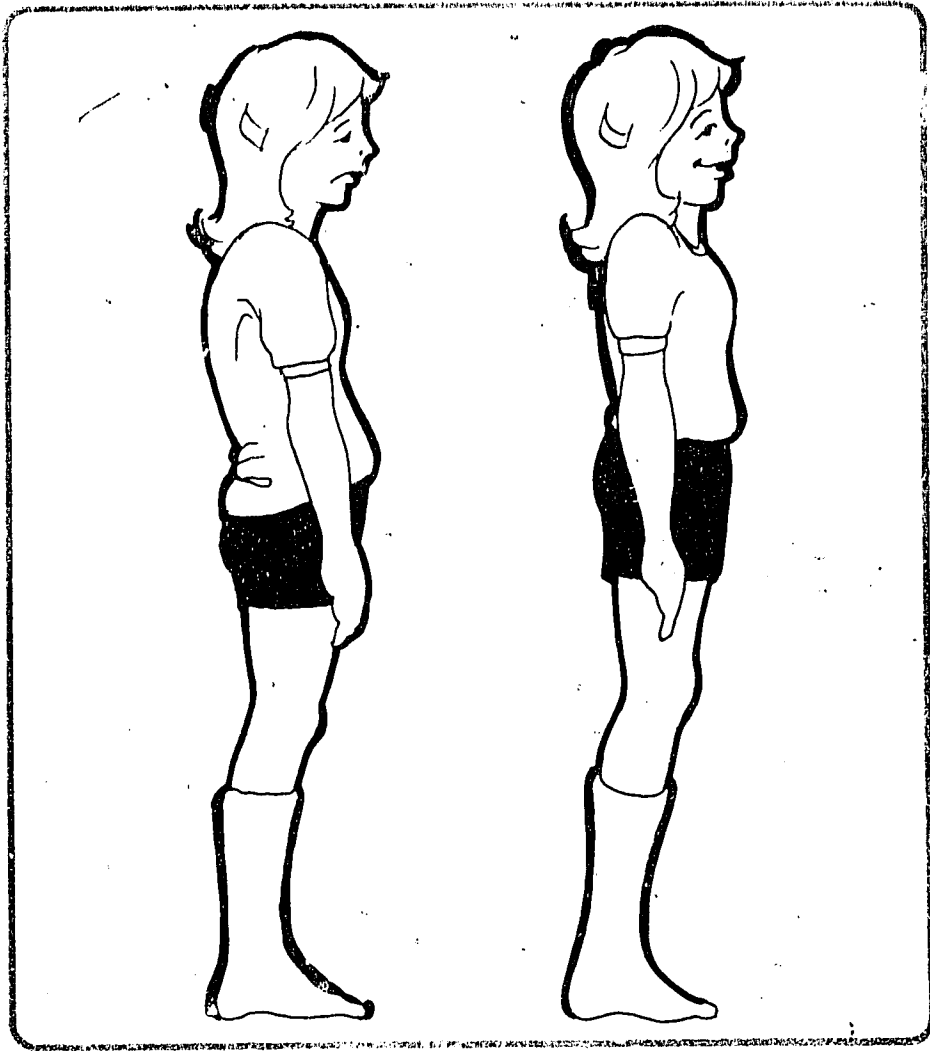


Figure 34: Low Back Pain can be Prevented with Good Posture.

55

Physical activity  
enhances health and  
quality of life

Adequate flexibility and strength of the abdominal muscles are contributing factors to the prevention of low back pain. Abdominal strength is preferably developed through use of bent knee situps. For those suffering from low back pain, static contractions of the abdominals rather than dynamic contractions are preferred because they place less strain on the lower back.

Feeling good also relates to a person's overall health status. Whereas in Chapter 3 the role of exercise in preventing and treating disease was discussed, health implies more than freedom from disease. Health is a condition of the body characterized by vigor and vitality. Persons who partake in regular exercise usually enjoy an enhanced quality of life. Such exercise can come through regular training and/or by finding ways to incorporate exercise into daily living (Figure 35). Active people are able to more fully participate in life endeavors, responding with an enthusiasm and vigor that sometimes alienates their sedentary counterparts.

## How?

Regular exercise  
should be tailored  
to personal needs

If an active lifestyle is to be achieved, it must be tailored to individual interests, talents, and means. While jogging and calisthenics may be effective for some, vigorous games or outdoor activities are more appropriate for others (Figure 36). It is unlikely that an individual will persist in activities that do not reap enjoyment. Therefore activities must be chosen which are compatible with individual interests and capabilities.

The approach into activity must be gradual for persons who have been sedentary for some time. Raising the activity level too rapidly can often result in injuries to tendons, ligaments, bones, and muscles. A gradual increase in activity status permits these structures to adapt and strengthen without ever exposing them to excessive strains that can contribute to injury. Through patience and slow progression the person desiring an enhanced quality of life through regular physical activity is more likely to feel good as progress is made. After approximately 4-5 months adequate structural and functional adaptations will have occurred to allow the individual to enter the maintenance phase of physical activity. This phase is characterized by a relative plateauing of the activity status of the individual, hopefully at a level which will allow the person to explore life to its fullest, with health and vigor, enthusiasm, and a sense of developing one's potential.




Figure 35: Finding Ways to Incorporate Exercise into Daily Living.




Figure 36: The Preferred Form of Exercise is Unique to Each Person.



# aesthetics/social/ psychological



Photograph by Carly Jane Dunn Rice

## What Do You Have To Help Me?

Physical activity provides social benefits

By participating in activities which develop and maintain physical fitness, you will not only experience personal benefits but will also find that there will be plenty of opportunities to meet and interact with other people. For many, jogging with a friend is more pleasant than jogging alone. When people discover that they share the common interest of jogging, tennis, yoga, or other activities, a bond of common understanding is established between them. With the expanded interest in the racquet sports of tennis and racquetball and the necessary clubs and facilities to play these sports, many opportunities to interact with others arise (Figure 37). The same is true if one chooses to participate in the martial arts movements. Opportunities for social interaction have always existed in softball, basketball, or volleyball leagues. Opportu-





Figure 37: There are Many Opportunities for Social Interaction through Physical Activity.



Figure 3B: Handicapped Persons can Have Positive Social Experiences through Activity.



Figures 39 & 40: Many Outdoor Activities Require a High Level of Physical Fitness for Success and Safety.



Physical activity  
helps to turn on

ities for competition in swimming and track and field are ever growing in the number of varying ages of participants. Social interaction for handicapped individuals is becoming more available through sport and activity than in the past (figure 38).

For those who are "turned on" by the "out of doors," adequate physical fitness is a necessity. The backpacker, the rock climber, the canoeist, or the skier, all must have the necessary fitness to do their respective activities as well as have the physical means to survive should an emergency arise (figures 39 & 40).

Variety of self-enhancement movements are experiencing great popularity today. People are turning on by "getting into themselves" or by "listening to their bodies." A consistent theme running through all of the approaches to holistic self-development is the need to use and take care of the body through physical activity. Exercise is a part of life that our culture has progressively avoided. As people find themselves unfulfilled in their current lifestyles they often search for means of filling some of the voids. Many discover that much of this searching can be resolved by adopting a lifestyle which strives toward achieving a balance. Part of that balance inevitably includes physical activity (figure 41).




Figure 41: Lifelong Activity Helps Achieve a Balanced Lifestyle.

## Where Can I Find More Information?

- Alford, P. C., and Erdahl, P. *Exercise and Aging: A Practical Approach*. New York: McGraw-Hill Book Company, 1979.
- Edwards, D. W., and Edmonds, A. L. *The Psychology of Education*. New York: Holt, Rinehart, and Winston, 1976.
- Jennings, C. E., and Fisher, A. C. *Scientific Basis of Athletics*. 2nd ed. London: Philip Allan, 1964.
- Katch, F. I., and McArdle, W. D. *Science of Human Endurance and Exercise*. Boston: Heathman-Millier Company, 1979.
- Lupton, David R. *The Science of Exercise: Physiology and Adaptation*. New York: Macmillan Publishing Company, 1979.
- Matthews, D. K., and Fox, C. E. *The Physiological Basis of Physical Education and Athletics*. 2nd ed. Philadelphia: W. B. Saunders Company, 1976.
- Pollock, M., Wilmore, J., and Fox, S. *Health and Fitness Through Physical Activity*. New York: John Wiley and Sons, 1978.
- Shackley, B. E. *Physiology of Fitness*. Champaign, IL: Human Kinetics Publishers, 1979.
- Stone, W. J., and Kroll, W. A. *Sports Conditioning and Weight Training: Programmed Athletic Conditioning*. Boston: Allyn and Bacon, Inc., 1978.
- Wilmore, J. *Athletic Training and Physical Fitness*. Boston: Allyn and Bacon, Inc., 1976.



# BASIC for K-12 STUFF physical educators . . .

3/81 (Prices subject to change)

Series I titles:	Regular Price
Exercise Physiology (245-26826)	* 5.95
Kinesiology (245-26828)	* 5.95
Motor Learning (245-26830)	* 5.95
Psycho-Social Aspects of Phys. Ed. (245-26832)	* 5.95
Humanities in Physical Education (245-26834)	* 5.95
Motor Development (245-26836)	* 5.95
SIX PACK (all 6 titles in Series I) (245-26838)	*21.95
Series II titles:	
Early Childhood (ages 3-8) (245-26840)	* 5.95
Childhood (ages 9-12) (245-26842)	* 5.95
Adolescence (ages 13-18) (245-26844)	* 5.95
SET OF ALL 3 PUBLICATIONS IN SERIES II (245-26846)	*14.95

ORDER FROM: AAHPERD Publications Sales  
P.O. Box 870, Lanham, MD 20801

---

# Announcing . . . A NEW CONCEPT IN HEALTH-FITNESS EVALUATION

Girls and boys need to learn about the importance of health related fitness and to become aware of their own status. Valid and reliable procedures for use by teachers in measuring the components are now available in the


## **AAHPERD Health Related Physical Fitness Test Program**

The basis for the program is the 80-page AAHPERD *Health Related Physical Fitness Test Manual*, designed to screen children and youth, ages 6 through 17, on items related to a person's health status both in childhood and adult years.

The Manual evaluates those aspects of physiological and psychological functioning believed to offer the individual significant protection against degenerative type diseases such as coronary heart disease, obesity and various musculoskeletal disorders. It concentrates specifically on those components basic to health related fitness—cardiovascular function, body composition, strength and flexibility.

The AAHPERD *Health Related Physical Fitness Test Manual* outlines the four test items—distance run, skinfolds, sit-ups and a sit-and-reach test—and presents rationale for each. It gives detailed instructions for administration of the test and provides norm tables for ages 6 through 17 to use in evaluating physical fitness.

Key to importance of the test is a chapter presenting guidelines for the development and maintenance of health related fitness. This will help teachers not only to identify lower than optimal health status but also to point out the types of things that can be detrimental to health and serve as a potent force in educating children and youth about important health fitness components.



For prices and order information, write: AAHPERD, 1900 Association Drive, Reston, VA 22091