

DOCUMENT RESUME

ED 203 797

HE 014 065

AUTHOR Hasz, Mary Kay
 TITLE Colorado Higher Education: Origin of the First-Time Freshman Class, Fall, 1980.
 INSTITUTION Colorado Commission on Higher Education, Denver.
 PUB DATE 81
 NOTE 86p.: Not available in paper copy due to marginal legibility of original.
 AVAILABLE FROM Colorado Commission on Higher Education, 1550 Lincoln Street, Denver, CO 80203.

EDRS PRICE MF01 Plus Postage. PC Not Available from EDRS.
 DESCRIPTORS *College Freshmen: Comparative Analysis: Enrollment Rate: *Enrollment Trends: Geographic Location: Higher Education: *In State Students: Out of State Students: *Place of Residence: *Private Colleges: *State Colleges: State Surveys: Student Mobility
 IDENTIFIERS *Colorado: Stopouts

ABSTRACT

Information on the geographic origin of fall 1980 first-time freshmen for both the public and private sectors of Colorado higher education is presented. Detailed data is also appended by institution and by county of high school. Among the findings are the following: fewer than one-third of the 1979 and 1980 Colorado public high school graduates entered Colorado public colleges and universities the year of their high school graduation; an additional 2.4 percent of the 1980 Colorado public high school graduates entered the state's private higher education institutions; it is estimated that approximately 2 percent left their home state of Colorado to attend college elsewhere; 1980 Colorado high school graduates comprised 43.6 percent of the public sector's first-time freshman class and 30.6 percent of the private sector's first-time freshman class; 1980 Colorado high school graduates comprised 8.7 percent of the public sector's and 6.4 percent of the private sector's opening fall enrollment; a net increase of 1,002 in 1980 over 1979 first-time freshmen is attributed to increased numbers of students out of high school one or more years before matriculation; the first-time freshman class of doctoral degree granting institutions is comprised of 92.9 percent of 1980 high school graduates, for master's and baccalaureate degree granting institutions the comparable figure is 69.2 percent, and for associate degree-granting institutions the figure is 42.6 percent; approximately four of every 10 private sector first-time freshmen are from a 1980 out-of-state high school graduating class, and the comparable figure in the public sector is one out of 10; and California, Illinois, and New York have been the top three sending states for over 10 years--in 1980 these three states sent 29 percent of the total out-of-state freshmen. (SW)

 * Reproductions supplied by EDRS are the best that can be made *
 * from the original document. *

HE



ED203797

COLORADO HIGHER EDUCATION

ORIGIN ON

THE FIRST-TIME FRESHMAN CLASS

FALL 1980

U.S. DEPARTMENT OF EDUCATION
 NATIONAL INSTITUTE OF EDUCATION
 EDUCATIONAL RESOURCES INFORMATION
 CENTER (ERIC)

This document has been reproduced as
 received from the person or organization
 originating it.
 Minor changes have been made to improve
 reproduction quality.

• Points of view or opinions stated in this docu-
 ment do not necessarily represent official NIE
 position or policy.

"PERMISSION TO REPRODUCE THIS
 MATERIAL HAS BEEN GRANTED BY

Colorado Comm.
on H. E.

TO THE EDUCATIONAL RESOURCES
 INFORMATION CENTER (ERIC)."

HE 014065

COLORADO COMMISSION

on

HIGHER EDUCATION



COLORADO COMMISSION ON HIGHER EDUCATION
1550 Lincoln Street
Denver, Colorado 80203

MEMBERS OF THE COMMISSION

Anne Laird Manvel, Chairman
Michael R. Moore, Vice Chariman
Judy Armagast
A. Edgar Benton
Elmer Chenault
Lena Elliott
Phillip B. Gallegos, Jr.
J. Tyler Makepeace
Lester R. Woodward

ADMINISTRATIVE STAFF

Lee R. Kerschner, Executive Director
Richard A. Laughlin, Deputy Executive
Director/Director of Planning
Frank Armijo, Director of Program
Review and Evaluation
Don Friedman, Special Assistant
Timothy M. Grieder, Director, Outreach
Programs
Roy Hanschke, Research Associate
Mary Kay Hasz, Director of Research
and Special Projects
Jean Hoover, Director, External
Affairs
Marcia Ingerson, Coordinator, Education
Information Centers
Catherine Joseph, Staff Associate
Debra W. Knight, Assistant Director,
Financial Aid
Charles Manning, Associate Executive
Director of Academic Affairs
Kathy Nunn, Director, Administrative
Services
Charlotte Redden, Associate Executive
Director of Financial Affairs
Richard Ross, Assistant Director,
Capital Outlay Program
Lindsay Winsor, Assistant Executive
Director of Student Affairs

ADVISORY COMMITTEE

Legislative Representatives:
Senator Al Meiklejohn
Senator Harvey Phelps
Representative Bob Martinez
Representative Robert J. Stephenson

Governing Board Representatives:

John D. Fuhr, State Board of
Agriculture
Gladys Foster, Trustees of the
Consortium of State Colleges
Alison Robinson, Trustees of the
University of Northern Colorado
Fred R. Schwartzberg, Trustees of
the Colorado School of Mines
David Sunderland, University of
Colorado, Board of Regents
Ross Forney, State Board for
Community Colleges and
Occupational Education

Appointed by the Commission:

Chester M. Alter, Private
Universities and Colleges
Charlene Houston Holzworth, Student
Member
Allen B. Lamb, Colorado Department
of Education
James Harper, Colorado Faculty
Advisory Council
R. Wade Murphree, Colorado Private
School Association

REPORT PREPARED BY: Mary Kay Hasz, Director of Research and Special Projects

ORGANIZATION OF THE REPORT

	<u>Page</u>
HIGHLIGHTS	i
BACKGROUND	iv
I. <u>Colorado 1980 High School Graduates Entering the 1980 Fall Term of Colorado Higher Education</u>	-1
A. Public High School Graduates	-1
1. To Public Sector, Higher Education	
2. To Private Sector, Higher Education	
B. Private High School Graduates	-3
1. To Public Sector, Higher Education	
2. To Private Sector, Higher Education	
C. Summary	-5
II. <u>Participation Rate by County of Public High School</u>	-8
III. <u>Composition of the First-Time Freshmen Class, Fall 1980</u>	-12
A. Public Sector	-12
B. Private Sector	-24
Appendix	

HIGHLIGHTS

Participation Rates (Of Colorado High School Graduates in Colorado Higher Education)

- Fewer than one-third (31.9%) of the 1980 and 1979 Colorado public high school graduates entered Colorado public institutions of higher education the year of their high school graduation.
- An additional 2.4% of the 1980 Colorado public high school graduates entered the state's private higher education institutions.
- It is estimated that approximately 2% left their home state of Colorado to attend college elsewhere.
- In total, 36% of the Colorado high school class of 1980 attended college, Fall 1980.
- Over the past ten years the portion of Colorado high school graduates proceeding directly into the state's public higher education system has dropped from 44.2% to the current 31.9%. This has occurred during a period of overall growth in Colorado higher education enrollments. Growing numbers of high school graduates have delayed college matriculation one or more years.

- For ten years Arapahoe, Denver, El Paso and Jefferson counties have continued to send the greatest number of high school graduates directly into Colorado higher education. (In 1980 the four-county total was 53% of the statewide total).

Out-of-State 1980 High School Graduates

- Approximately four of every ten private sector first-time freshmen are from a 1980 out-of-state high school graduating class. Comparable figure in the public sector - one out of ten.
- California, Illinois and New York have been the top three sending states for over ten years. In 1980 these three states sent 29% of the total out-of-state freshmen.

Composition of the First-Time Freshman Class

- 1980 Colorado High School graduates comprised 43.6% of the public sector's first-time freshman class and 30.6% of the private sector's first-time freshman class.
- 1980 Colorado high school graduates comprised 8.7% of the public sector's and 6.4% of the private sector's opening Fall enrollment.

- The first-time freshman class of doctoral degree granting institutions is comprised primarily of 1980 high school graduates (92.9%). Comparable figures for master's and baccalaureate degree granting institutions and associate degree granting - 69.2% and 42.6% respectively.
- The public sector's first-time freshman class of 1980 was 1,002 greater than the freshman class of 1979. However, the state's 1980 high school graduates were 430 fewer in number than the previous year. The net increase of 1,002 first-time freshmen is attributed to increased numbers of students out of high school one or more years before matriculation.
- Statewide in the public sector of higher education, 70.6% of the total first-time freshmen, whose high school and year of graduation were known, graduated from high school in 1980. (Over one-fourth -29.5%- having been out of high school at least one year prior to college matriculation, Fall 1980). The same proportions exist in the private higher education sector.

Background

The Colorado Commission on Higher Education, as a result of its efforts to develop a statewide enrollment forecasting methodology for the public sector, recently collected from the twenty-six state-supported and eleven of the private higher education institutions data needed to determine the current 1980 high school participation rate. (Those institutions not included were the Health Sciences Center and several private sector theological seminaries as well as the United States Air Force Academy).

For purposes of this report, the high school participation rate is defined to be the portion or percent of the Colorado high school graduating class of 1980 that proceeded directly into Colorado institutions of higher education, Fall 1980.

The report will present an analysis of the origin of the first time freshmen class for both the public and private sectors of Colorado higher education, thus going one step beyond the report of 1979 which included the public sector only.

The staff of the Commission wishes to thank each higher education institution for having cooperated in this endeavor. The private sector institutional representatives have not been requested to submit this data to the CCHE for several years and their willingness to complete the forms is appreciated. In return, it is anticipated that the report will provide valuable information to the private sector on the origin of its first-time freshman class of 1980.

Detailed information is presented by institution and by county of high school within the appendix. It is from this detailed data that individual institutions may obtain information on their market share, and the Colorado Department of Education and its individual high school districts may learn what portion of their 1980 high school graduation classes proceeded on into Colorado higher education.

FINDINGS

I. Colorado 1980 High School Graduates Entering the 1980 Fall Term of Colorado Higher Education

A. Public High School Graduates

1. To Public Higher Education

Colorado public high schools graduated 36,804 students in 1980. Colorado public higher education institutions have reported a total of 11,725, or 31.9% of these graduates, enrolled in the first-time freshman class of Fall 1980. (First-time freshmen are entering freshmen who have not attended college prior to the Fall term, 1980.)

COLORADO PUBLIC HIGH SCHOOL GRADUATES 1980




Figure 1

It is important to note that in the Fall of 1979 CCHE staff determined the participation rate of that year's Colorado public high school graduates to be 31.9%. The 1980 rate of 31.9% then confirms and lends stability to the 1979 rate which was found to be significantly below the last known participation rate of 44.2% (1969 and 1970). The drop from 44.2% to 31.9% occurred during a ten-year period of overall growth in both higher education enrollments and numbers of high school graduates.

In 1980 the actual number of high school graduates from Colorado public schools dropped below the 1979 figure by 430. Later in this report the effect of that decline on the size of the first-time freshman class of 1980 will be discussed.

2. To Private Sector of Colorado Higher Education

In 1970, the participation rate of public high school graduates in the private sector was 1.9%. This year, 875 or 2.4% of the 1980 public high school graduates enrolled in the eleven private higher education institutions as first-time freshmen.*

As Figure 2 pictures, by combining the Colorado public and private sectors of higher education, 34.3% of the 1980 public high school graduates of Colorado stayed in their home state and entered directly into higher education.

* NOTE: There are an additional four private institutions in Colorado. They are not included in this report because they do not admit students at the Freshman level.

COLORADO PUBLIC HIGH SCHOOL GRADUATES 1980




Figure 2

B. Colorado Private High School Graduates, 1980

At the time of the 1979 CCHE report on high school participation rates, information was not available as to the number of private sector high school graduates. There is no central office in the state that maintains records on graduates of the private high schools (the Colorado Department of Education maintains records for the 181 public school districts).

CCHE staff, therefore, surveyed each of the 78 private Colorado high schools and summarized the data to obtain 1,650 graduates from those schools in 1980. This figure was used to determine the participation rate of 1980 private high school graduates in Colorado higher education Fall 1980.

1. To Colorado Public Sector Institutions of Higher Education

Colorado state-supported institutions of higher education reported a total of 472 (28.6% of 1,650) 1980 private high school graduates enrolled in the Fall 1980 first-time freshman class. (Figure 3)

COLORADO PRIVATE HIGH SCHOOL GRADUATES 1980

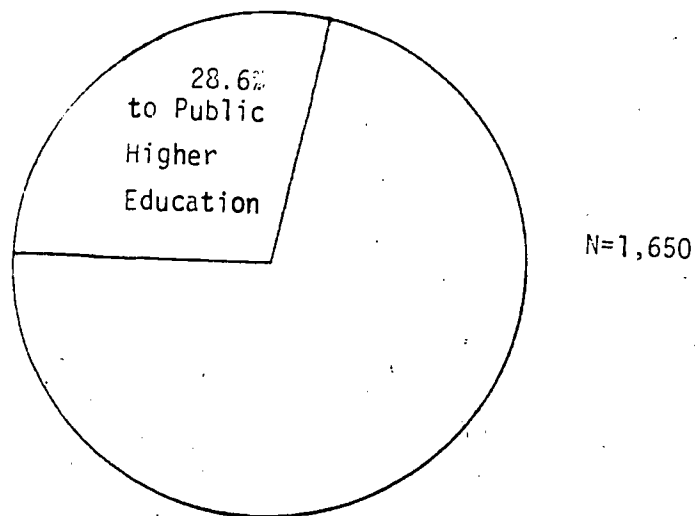


Figure 3

2. To Private Higher Education

Fall Term 1980 Colorado private higher education institutions reported 89 private high school graduates or 5.4% of the combined 1980 graduating class enrolled as first-time freshmen.

COLORADO PRIVATE HIGH SCHOOL GRADUATES 1980




Figure 4

-6-

C. Summary Colorado 1980 Private and Public High School Graduates

- The total participation rate of public high school graduates proceeding directly into Colorado higher education (public and private sectors combined) was 34.3%. The combined participation rate of private high school graduates proceeding directly into Colorado higher education was also 34.0%. Figure 5 is a summary display of the flow of 1980 public and private high school graduates into the 1980 Fall Term first-time freshman classes of private and public higher education institutions.

-5-

11

COLORADO
1980 FLOW OF HIGH SCHOOL GRADUATES
INTO HIGHER EDUCATION

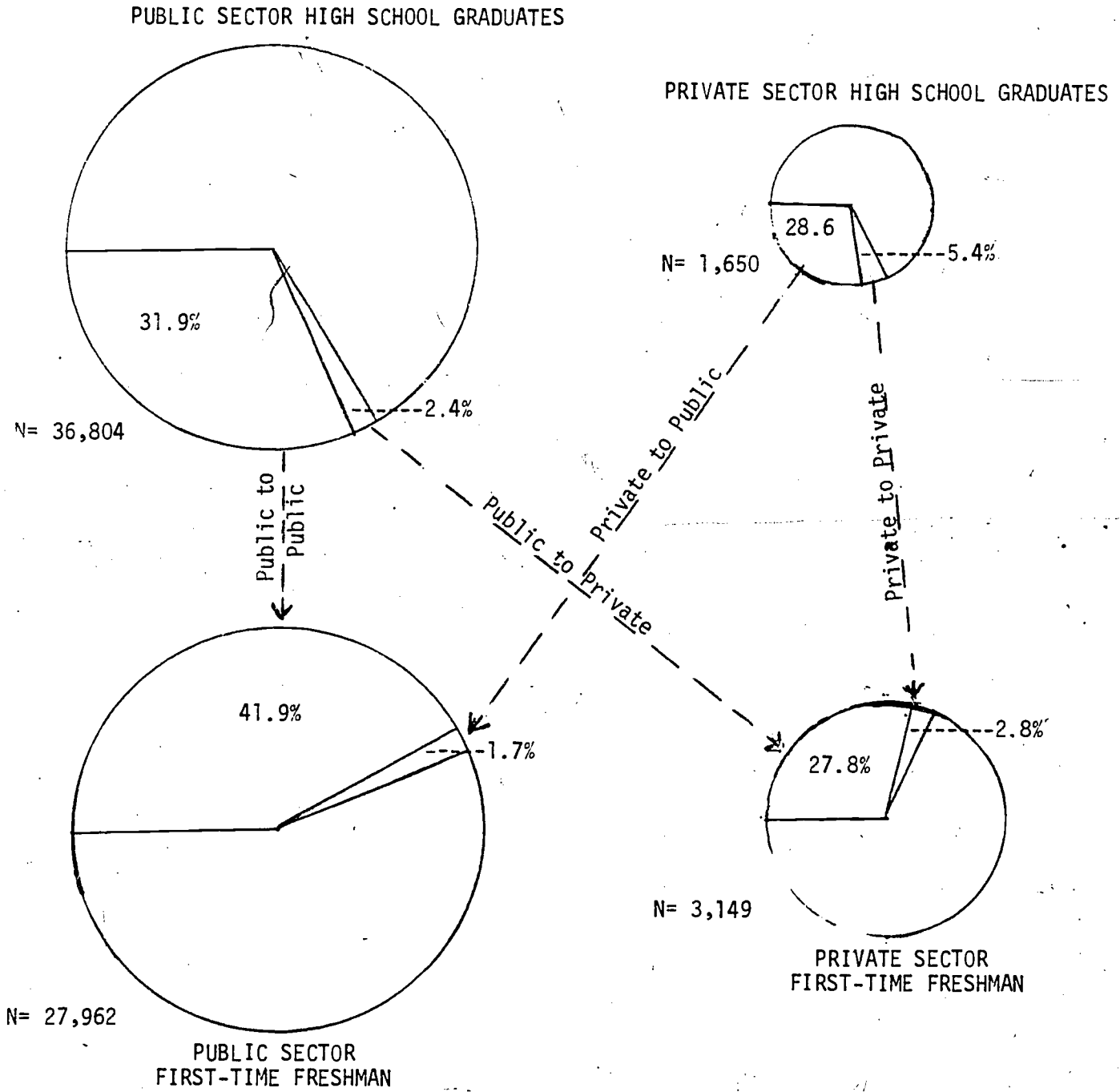


Figure 5

A natural question is, if 34% of each sector's high school graduates became Colorado first-time freshmen, how many of the remaining 66% left Colorado to attend colleges and universities in other states? We do not know precisely, however, using the residence and migration data collected by the National Center for Educational Statistics (NCES), Fall of 1979, we can approximate the number.

Results from the 1979 NCES study indicate that 1,622 Colorado residents left their home state and attended colleges and universities as first-time freshmen in other states¹. It is perhaps not the case that the entire 1,622 were 1979 high school graduates nor that they were all public high school graduates, but for the sake of an approximation of those leaving the state, it will be assumed that they were 1979 public high school graduates. The 1,622 added to the students entering Colorado public sector higher education and divided by the total 1979 high school class of 37,234 would yield a maximum participation rate of 36.3% in 1979. In other words, it can be said in this example that 36% of the public high school graduates of 1979 proceeded directly to college somewhere in the USA.

It must be remembered that this statistic does not indicate how many 1979 high school graduates will enter college for the

¹ Residents of other states attending Colorado colleges and universities as first-time freshmen number 4,325 thus a net immigration of 2,703.

first-time in later years. It is known, for instance (and this information is essential to any management of enrollment efforts), that approximately one-fourth of the Colorado 1979 and 1980 first-time freshman classes had been out of high school one or more years before matriculation.

II. Participation Rate by County of Public High School

The participation rate by county of high school is a statistic of interest not only to the institutions of higher education within the state, but also to each K-12 local school district. The CCHE will share this data with the Colorado Department of Education and will cooperate in jointly disseminating the information to each of the state's 181 school districts.

From Table I and II and Figure 6, one can see the 1980 participation rates of public high school graduates in each of the sixty-two Colorado counties reporting 1980 high school graduates² as well as a listing of the top ten counties.

Participation rates by county ranged from 9.68% to 62.2% with a statewide average of 34% (combined public and private higher education participation rate). Three of the ten counties (Table II) with the top participation rates - Logan, Las Animas, and Ouray, were also among the top ten in 1968 and 1969. The

²Hinsdale County reports no 1980 high school graduates.

TABLE I
 COLORADO 1980 PUBLIC HIGH SCHOOL GRADUATES
 ENTERING COLORADO PUBLIC & PRIVATE HIGHER EDUCATION FALL 1980
 Alphabetically by County

County	# 1980 H.S. Graduates	1980 PARTICIPATION RATES COLORADO		
		Public Higher Education	Private Higher Education	Total
Adams	2,952	23.48%	2.13%	25.61%
Alamosa	181	30.94	2.21	33.15
Arapahoe	4,399	39.69	3.02	42.71
Archuleta	67	31.34	----	31.34
Baca	104	12.50	1.92	14.42
Bent	78	34.62	17.95	52.57
Boulder	2,590	35.25	1.04	36.29
Chaffee	193	17.10	3.11	20.21
Cheyenne	45	57.78	4.44	62.22
Clear Creek	62	24.19	6.45	30.64
Conejos	155	29.03	.65	29.68
Costilla	78	33.33	1.28	34.61
Crowley	51	41.18	1.96	43.14
Custer	19	5.26	5.26	10.52
Delta	326	25.46	.31	25.77
Denver	3,375	30.81	4.36	35.17
Dolores	35	17.14	----	17.14
Douglas	415	40.48	2.65	43.13
Eagle	141	26.24	.71	26.95
Elbert	124	20.16	1.61	21.77
El Paso	4,384	28.79	2.49	31.28
Fremont	390	21.28	1.79	23.07
Garfield	343	31.20	1.17	32.37
Gilpin	17	23.53	----	23.53
Grand	97	36.08	3.09	39.17
Gunnison	98	45.92	----	45.92
Huerfano	96	21.88	2.00	23.96
Jackson	31	9.68	----	9.68
Jefferson	5,496	34.55	2.89	37.44
Kiowa	39	33.33	2.56	35.89
Kit Carson	130	33.85	.77	34.62
Lake	125	29.60	1.60	31.20
La Plata	412	22.09	1.94	24.03
Larimer	1,770	31.02	1.69	32.71
Las Animas	212	46.70	2.36	49.06
Lincoln	74	18.92	----	18.92
Logan	281	52.67	1.42	54.09
Mesa	943	36.69	1.17	37.86
Mineral	16	31.25	----	31.25
Moffat	142	24.65	.70	25.35
Montezuma	239	25.10	1.67	26.77
Montrose	408	27.21	.74	27.95
Morgan	344	25.00	3.20	28.20
Otero	394	30.96	2.28	33.24
Ouray	32	46.88	----	46.88
Park	66	25.76	9.09	34.85
Phillips	76	35.53	3.95	39.48
Pitkin	89	30.34	4.49	34.83
Prowers	223	36.77	1.35	38.12
Pueblo	1,971	29.78	1.27	31.05
Rio Blanco	128	27.34	1.56	28.90
Rio Grande	194	34.54	----	34.54
Routt	151	28.48	3.31	31.79
Saguache	72	30.56	5.56	36.12
San Juan	14	14.29	----	14.29
San Miguel	40	27.50	----	27.50
Sedgwick	52	40.38	1.92	42.30
Summit	70	21.43	2.86	24.29
Teller	153	26.80	1.31	28.11
Washington	101	46.53	----	46.53
Weld	1,348	29.53	1.63	31.16
Yuma	153	35.29	.65	35.94
STATE TOTAL	36,804	31.85%	2.37%	34.22%

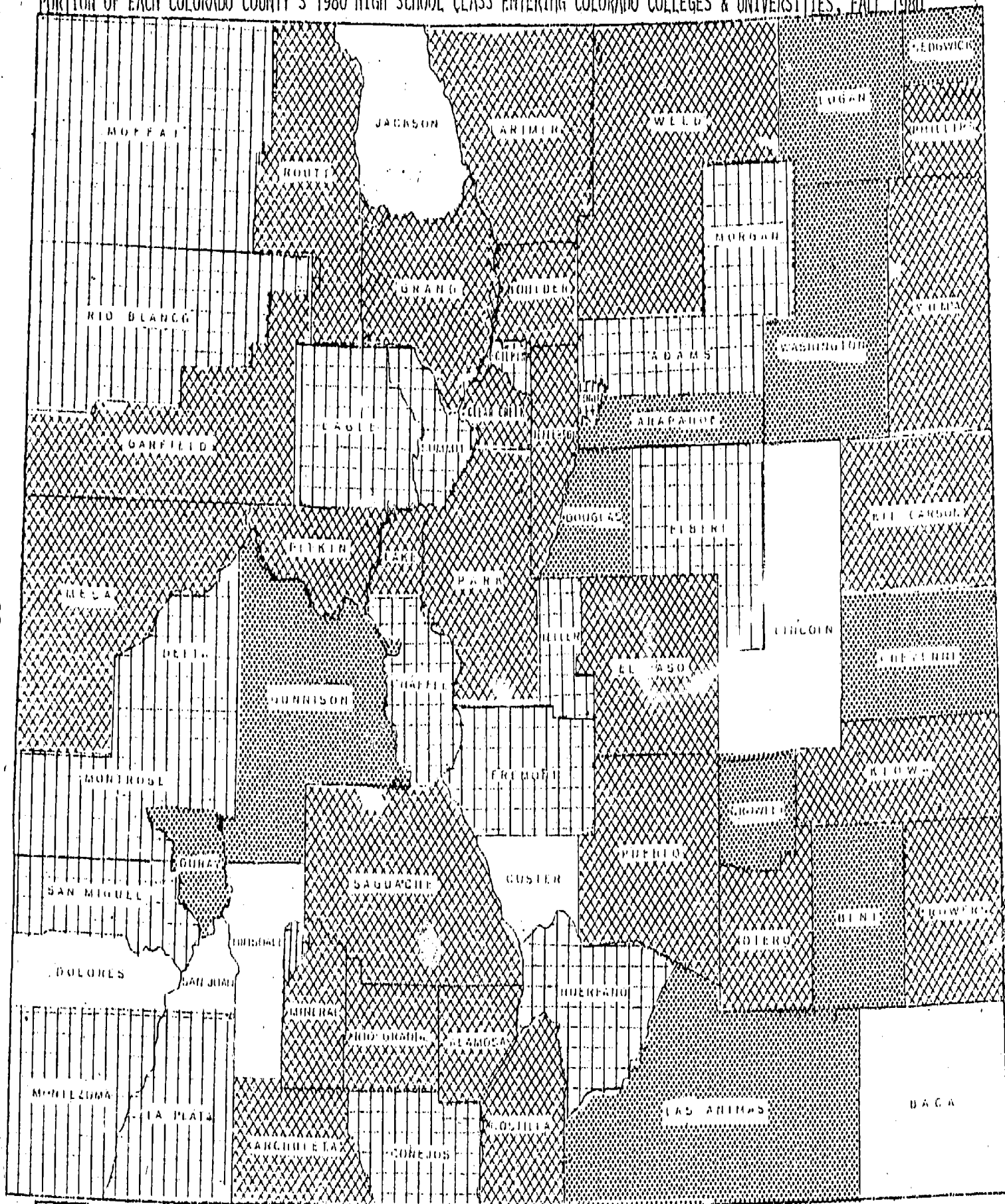
COUNTIES RANKED BY PARTICIPATION
RATES AND NUMBER OF FIRST-TIME FRESHMAN

TABLE II

TEN COLORADO COUNTIES SENDING HIGHEST PROPORTION OF 1980 HIGH SCHOOL GRADUATES TO COLORADO PUBLIC AND PRIVATE COLLEGES & UNIVERSITIES			TEN COLORADO COUNTIES SENDING HIGHEST NUMBER OF 1980 HIGH SCHOOL GRADUATES INTO COLORADO PUBLIC AND PRIVATE COLLEGES & UNIVERSITIES		
County	FTF/H.S. Grads	Participation Rate	County	FTF/H.S. Grads	Participation Rate
Cheyenne	28/45	62.2	Jefferson	2058/5496	37.4
Logan	152/281	54.1	Arapahoe	1879/4399	42.7
Bent	41/78	52.6	El Paso	1371/4384	31.3
Las Animas	104/212	49.1	Denver	1187/3375	35.2
Ouray	15/32	46.9	Boulder	940/2590	36.3
Washington	47/101	46.5	Adams	756/2952	25.6
Gunnison	45/98	45.9	Pueblo	612/1971	31.1
Crowley	22/51	43.1	Larimer	579/1770	32.7
Douglas	179/415	43.1	Weld	420/1348	31.2
Arapahoe	1879/4399	42.7	Mesa	357/943	37.9

Figure 6

PORTION OF EACH COLORADO COUNTY'S 1980 HIGH SCHOOL CLASS ENTERING COLORADO COLLEGES & UNIVERSITIES, FALL 1980



STATE PLANNING DIVISION

ten counties sending the highest number of 1980 high school graduates into Colorado higher education were also the top ten in 1968.

Detailed participation rates by county with receiving higher education institution breakdown is provided in Appendix A.

III. Composition of the First-time Freshman Class, Fall 1980

A. Public Sector - Colorado Higher Education

The entire first-time freshman class, regardless of year of high school graduation, numbered 27,962. It has previously been mentioned that 11,725 or 41.9% of the first-time freshmen were 1980 Colorado public high school graduates with an additional 472 or 1.7% from private high schools. Figure 7 displays the flow of 1980 high school graduates into the first-time freshman class and depicts what percent that group is of the total Opening Fall Enrollment.

The 1980 Colorado high school graduates comprise 43.6% (41.9% + 1.7%) of the first-time freshman class, and 8.7% of the statewide Opening Fall Enrollment. The total first-time freshman class of 27,962 equals, as it did in Fall 1979, 19.9% of the Fall enrollment. These statistics are very important as discussions of possible decline in the number of high school graduates address the effects any decline would have on higher education enrollments.

COLORADO
 1980 FLOW OF HIGH SCHOOL GRADUATES
 INTO PUBLIC SECTOR HIGHER EDUCATION

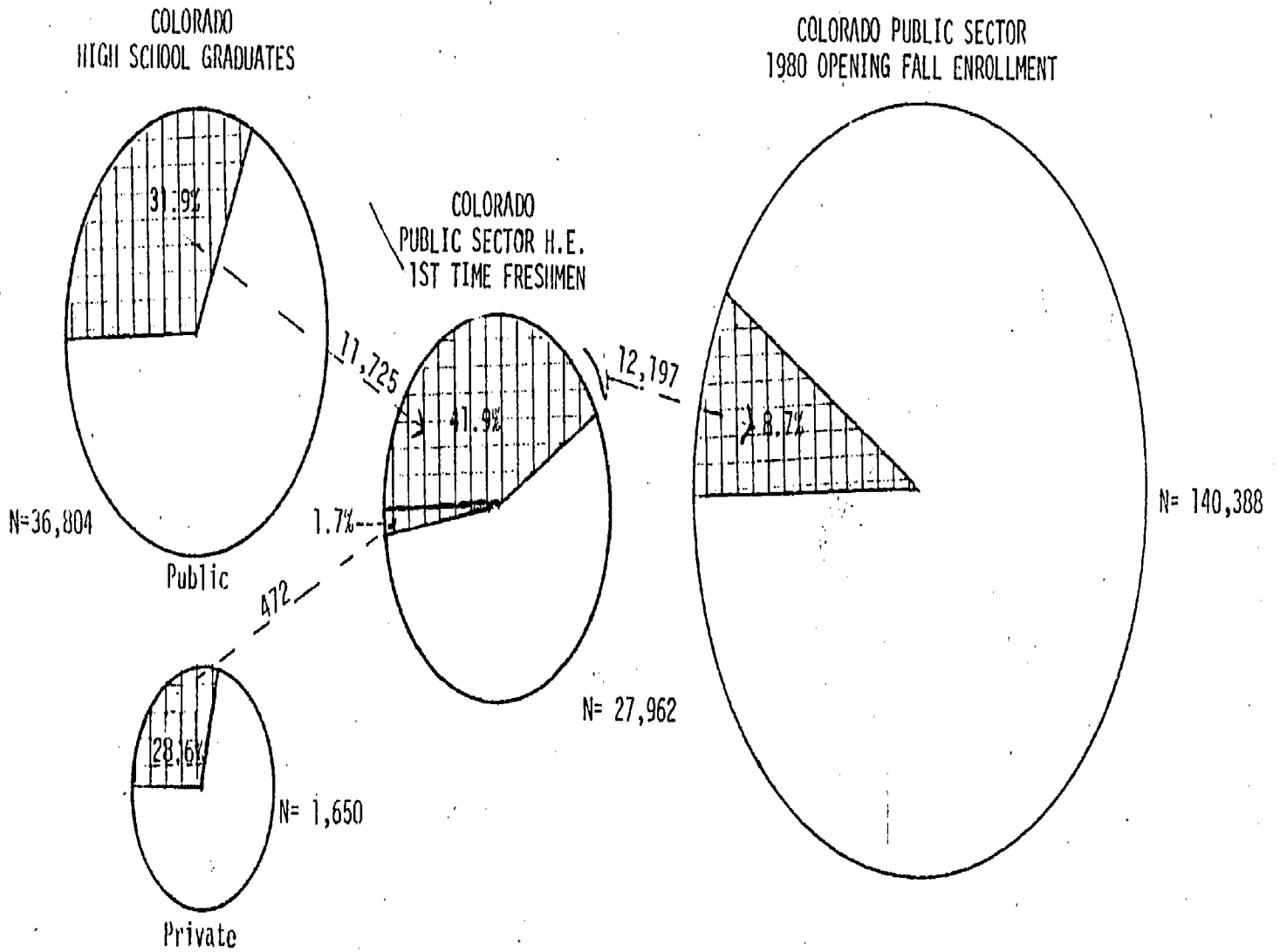


Figure 7

Figure 8 and Table III illustrate the composition of the first-time class both for the state as a whole (Figure 8) as well as by institution (Table III).

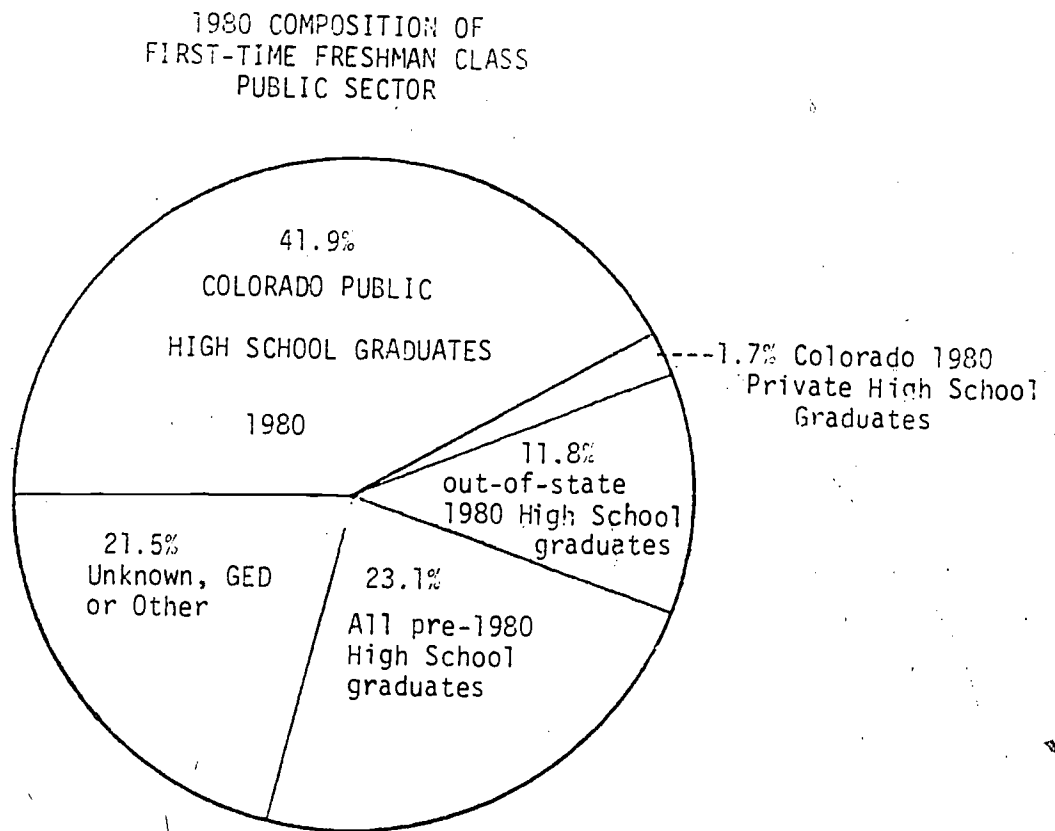


Figure 8

FIRST-TIME FRESHMAN CLASS COMPOSITION BY INSTITUTION

COLORADO COMMISSION ON HIGHER EDUCATION

TABLE III

ANALYSIS OF FIRST TIME FRESHMEN - FALL 1980

HIGH SCHOOL GRADUATES

INSTITUTION	COLORADO				OUT OF STATE			UNKNOWN	GED	OTHER	TOTAL FRESHMEN
	1980 PUBLIC	1980 PRIVATE	1979 & EARLIER	TOTAL	1980	1979 & EARLIER	TOTAL				
PUBLIC SECTOR											
ADAMS S.C.	310	3	58	371	63	15	78	0	8	0	457
AIMS C.C.	154	5	274	433	23	244	289	494	319	0	1,737
ARAPAHOE C.C.	541	18	465	1,024	39	376	415	111	163	160	1,873
CHC-E/W	151	3	66	220	46	68	114	103	36	2,272	2,745
CO. NW. C.C.	105	3	24	132	23	14	37	0	1	0	170
HINES	364	5	1	370	127	0	127				497
C.S.U.	2,121	87	110	2,318	585	81	666	2	0	0	2,986
CCD-AURARIA	104	2	147	253	12	168	180	298	96	0	827
CCD-NORTH	215	4	344	563	12	162	174	196	119	0	1,052
CCD-RED ROCKS	242	5	323	570	14	192	206	180	91	0	1,047
FT. LEWIS C.	591	28	99	718	213	32	245	24	8	5	1,000
LAHAR C.C.	79	0	40	119	15	11	26	17	27	55	244
NEBA COLLEGE	683	19	609	1,311	42	238	280	2	21	7	1,621
METRO ST. C.	634	44	356	1,034	28	149	177	122	115	0	1,448
MORGAN C.C.	15	0	79	94	2	46	48	4	10	25	181
NE. JR. C.C.	379	1	83	463	39	50	89	83	37	5	677
OTERO JR. C.	138	0	70	208	23	38	61	14	106	0	389
PIKES PEAK C.C.	269	13	244	526	25	236	261	81	102	0	970
PUEBLO VDC.C.C.	24	0	28	52	0	4	4	0	19	1	76
TRINIDAD JR.CC	109	10	29	148	40	58	98	22	33	3	304
UC-B	1,448	78	116	1,642	1,440	84	1,524	31	0	0	3,197
UC-CS	214	14	29	257	17	5	22	16	0	1	296
UC-D	148	16	35	199	16	11	27	39	0	3	268
UNC	1,550	69	145	1,764	216	50	266	8	2	29	2,069
USC	420	15	159	794	74	52	126	26	48	7	1,001
WESTERN STATE	517	30	90	637	155	33	188	0	5	0	830
	11,725	472	4,025	16,222	3,289	2,439	5,728	2,073	1,366	2,573	27,962



The 27,962 first-time freshmen of 1980 represent an increase of 1,002 students above the 1979 first-time freshman class. This increase occurred at the same time that Colorado public high schools graduated 430 fewer students. Additionally, as this report has indicated, the participation rate of the high school graduates remained at the 1979 level - 31.9%. What then is the origin of the 1,002 additional students? The following Table (IV) displays the 1979 and 1980 freshman classes, and the difference in their composition.

TABLE IV
Comparison of 1979 and 1980
First-time Freshman Classes

<u>Origin of First-time Freshman</u>	<u>1980</u>	<u>1979</u>	<u>Difference</u>
1980 (1979) Colorado H.S. Grads enrolled in Public Higher Education	12,197	12,335	- 138
1980 (1979) Out-of-State H.S. Grads enrolled in Colorado	3,289	3,653	- 364
Graduated from H.S. one or more years before matriculation	6,464	5,773	+ 691
Unknown Year of H.S. Graduate, GED or Other	<u>6,012</u>	<u>5,199</u>	<u>+ 813</u>
TOTAL FTF Class	27,962	26,960	+ 1,002

There were, as Table IV indicates, 502 fewer (138 in-state and 364 out-of-state) 1980 high school graduates in the freshman class of 1980 than there had been 1979 high school graduates in the Fall 1979 freshman class. The net increase in the

freshman class of 1,002, Fall 1980 over Fall 1979, can therefore be attributed to freshmen who had been out of high school at least one year; students whose high school or year of graduation is unknown by the institution; or students entering with a GED.

The composition of the first-time freshman class by type of higher education institution (doctoral; masters and baccalaureate; and associate degree granting) is illustrated in Figure 9 and Table V. It is seen that the portion of the first-time freshman class is comprised of same year high school graduates differs depending on type of higher education institution. For instance, in the doctoral degree granting institutions the first-time freshman class is comprised primarily (92.9% - Table V column 6) of 1980 high school graduates (from in and out-of-states combined). The comparable figure for the master's and baccalaureate degree granting institutions is 69.2%; while 1980 high school graduates comprise 42.6% of the first-time freshmen class of associate degree granting institutions.

Within the three sectors, the composition of the first-time freshman class differs among institutions. For instance, from Table V it can be seen that five institutions comprise the doctoral degree granting sector. The first-time freshman class of the University of Colorado-Boulder contains an almost equal representation of in and out-of-state 1980 high school graduates (48.2% and 45.5%). By comparison, the 1980 Colorado high school graduates comprise approximately three-fourths of the first-time freshman in the other four institutions.

COLORADO COMMISSION ON HIGHER EDUCATION

ANALYSIS OF FIRST TIME FRESHMEN - FALL 1980

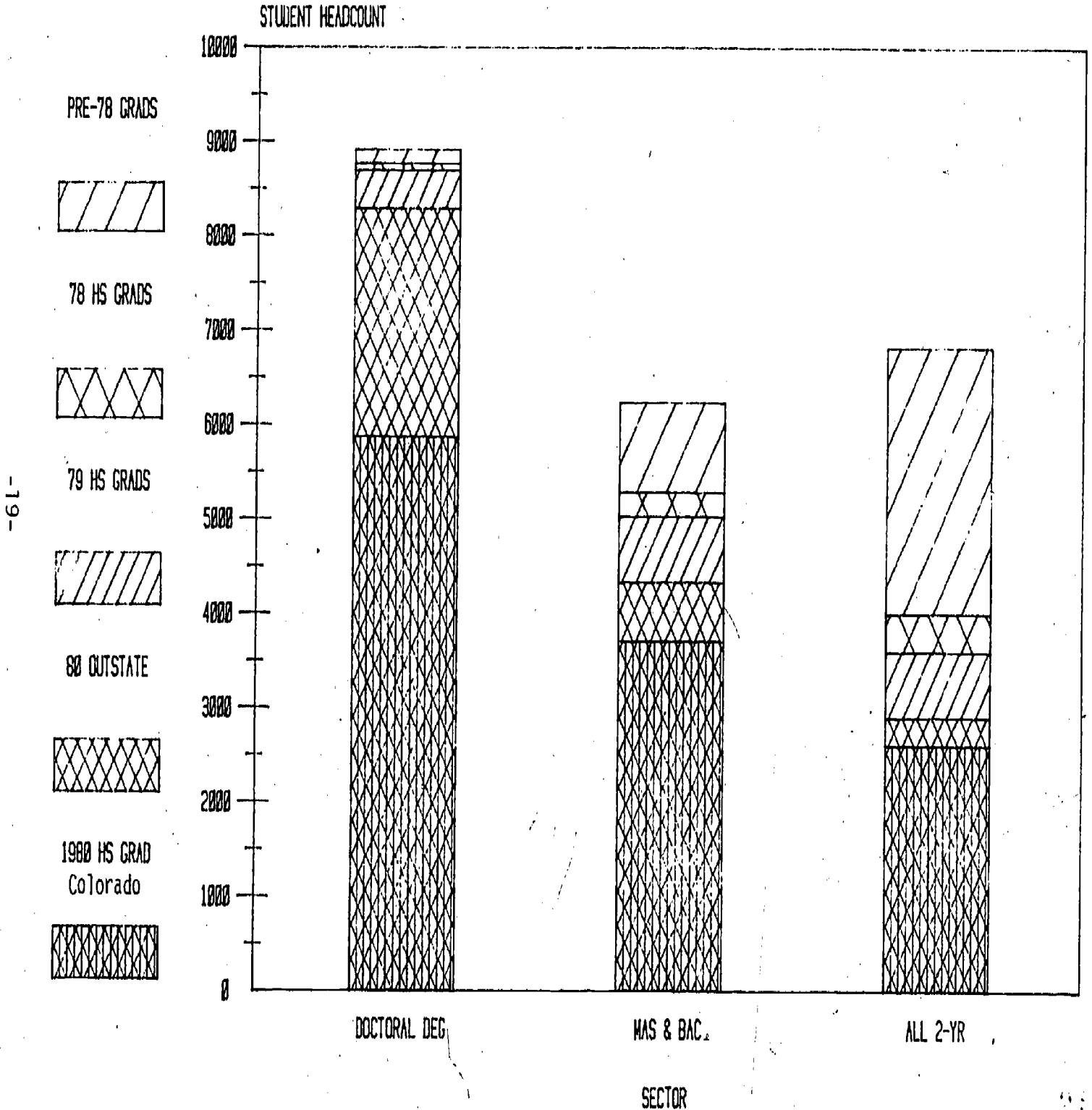
PUBLIC SECTOR -

INSTITUTION	NUMBER WITH HIGH SCHOOL OF ORIGIN AND DATE OF GRADUATION KNOWN	1980 HIGH SCHOOL GRADUATES						HIGH SCHOOL GRADUATES PRIOR TO 1980 (ALL STATES COMBINED)						NUMBER WITH HIGH SCHOOL OF ORIGIN AND DATE OF GRADUATION UNKNOWN	% of Total Enrollment
		COLORADO		OUT OF STATE		TOTAL		1979		1978		1977 & EARLIER			
		#	%	#	%	#	%	#	%	#	%	#	%		
HINES	497	369	74.2	127	25.6	496	99.8	1	0.2	0	0.0	0	0.0		17.0
C.S.U.	2,984	2,208	74.0	585	19.6	2,793	93.6	105	3.5	33	1.1	53	1.8	2	16.0
UC-B	3,166	1,526	48.2	1,440	45.5	2,966	93.7	162	5.1	17	0.5	21	0.7	31	14.0
UC-D	226	164	72.6	16	7.1	180	79.6	23	10.2	13	5.8	10	4.4	42	2.0
UNC	2,030	1,619	79.8	216	10.6	1,835	90.4	118	5.8	28	1.4	49	2.4	39	19.0
Doctoral Degree Granting	8,903	5,886	66.1	2,384	26.8	8,270	92.9	409	4.6	91	1.0	133	1.5	114	14.0
ADAMS S.C.	449	313	69.7	63	14.0	376	83.7	23	5.1	13	2.9	37	8.2	8	23.0
FT. LEWIS C.	963	619	64.3	213	22.1	832	86.4	72	7.5	27	2.8	32	3.3	37	30.0
MESA COLLEGE	1,591	702	44.1	42	2.6	744	46.8	309	19.4	113	7.1	425	26.7	30	49.0
METRO ST. C.	1,211	678	56.0	28	2.3	706	58.3	123	10.2	76	6.3	306	25.3	237	10.0
UC-CB	279	228	81.7	17	6.1	245	87.8	23	8.2	6	2.2	5	1.8	17	6.0
USC	920	635	69.0	74	8.0	709	77.1	78	8.5	14	1.5	119	12.9	81	21.0
WESTERN STATE	825	547	66.3	155	18.8	702	85.1	65	7.9	33	4.0	25	3.0	5	26.0
Master's & Bac. Degree Grant	6,238	3,722	59.7	592	9.5	4,314	69.0	493	11.1	282	4.5	949	15.2	415	18.0
ARAPAHOE C.C.	1,439	559	38.8	39	2.7	598	41.6	144	10.0	74	5.1	623	43.3	434	31.0
CCD-AURARIA	433	106	24.5	12	2.8	118	27.3	56	12.9	32	7.4	227	52.4	394	23.0
CCD-NORTH	737	219	29.7	12	1.6	231	31.3	89	12.1	46	6.2	371	50.3	315	22.0
CCD-RED ROCKS	776	247	31.8	14	1.8	261	33.6	93	12.0	58	7.5	364	46.9	271	22.0
LAMAR C.C.	145	79	54.5	15	10.3	94	64.8	14	11.0	11	7.6	24	16.6	99	58.0
MORGAN C.C.	142	15	10.6	2	1.4	17	12.0	9	6.3	9	6.3	107	75.4	39	33.0
OTERO JR. C.	269	138	51.3	23	8.6	161	59.9	18	6.7	8	3.0	82	30.5	120	46.0
PIKES PEAK C.C.	787	282	35.8	25	3.2	307	39.0	87	11.1	43	5.2	350	44.5	183	16.0
PUEBLO VOC.C.C.	56	24	42.9	0	0.0	24	42.9	12	21.4	1	1.8	19	33.9	20	8.0
TRINIDAD JR.CC	246	119	48.4	40	16.3	159	64.6	27	11.0	12	4.9	48	19.5	58	18.0
2-Year Institutions	5,030	1,768	35.6	182	3.6	1,970	39.2	551	11.0	294	5.8	2,215	44.0	1,933	24.0
ADAMS C.C.	724	159	22.0	23	3.2	182	25.1	59	8.1	57	7.9	426	58.8	1,013	48.7
CNC-E/W	334	154	46.1	46	13.8	200	59.9	50	15.0	31	9.3	53	15.9	2,411	44.3
CO. NW. C.C.	169	108	63.9	23	13.6	131	77.5	16	9.5	8	4.7	14	8.3	1	18.8
NE. JR. C.C.	552	380	68.8	39	7.1	419	75.9	34	6.2	8	1.4	91	16.5	125	36.6
District	1,779	801	45.0	131	7.4	932	52.4	159	8.9	104	5.9	584	32.8	3,550	45.9
2-Year Institutions	6,809	2,589	38.0	313	4.6	2,902	42.6	710	10.4	398	5.9	2,799	41.1	5,483	30.2
STATEWIDE TOTALS	21,950	12,197	55.6	3,289	15.0	15,486	70.6	1,012	8.3	771	3.5	3,081	17.7	6,012	20.1



ANALYSIS OF FLOW OF H.S. GRADS

TO COLORADO PUBLIC HIGHER ED. BY SECTOR



-19-

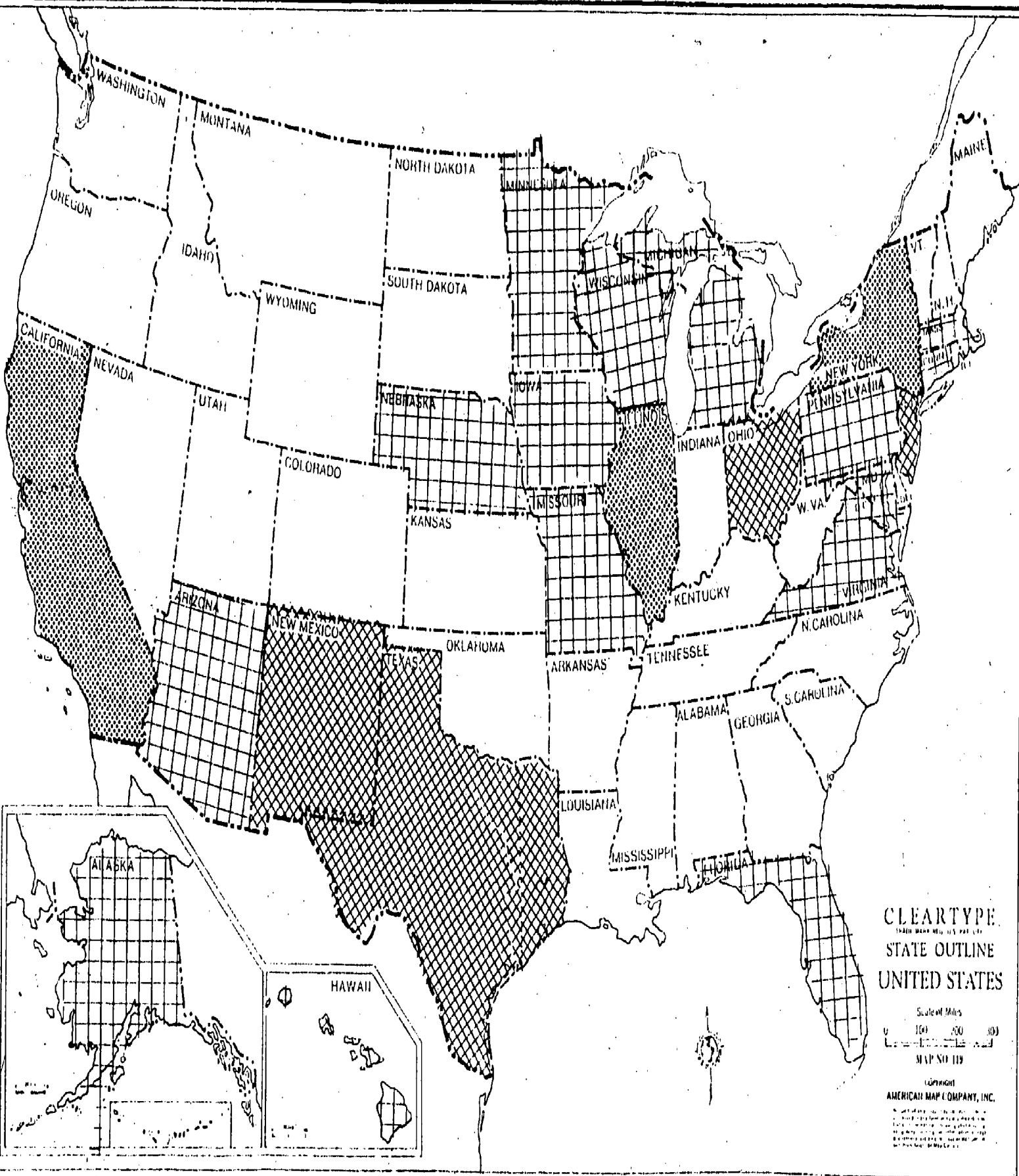
NOTE: Does not include first-time freshmen with origin classified as "Unknown, GED, or other" - this category represents 114 students in doctoral degree granting institutions, 114 at Master's and Baccalaureate degree granting institutions and 5,483 in two-year institutions.

Within the two-year, or associate degree granting sector, a higher portion of the first-time freshman class of rural community colleges is made up of same year high school graduates than is the case with their sister urban community colleges.

The total number of 1980 Colorado high school graduates continuing on into Colorado public higher education, as indicated previously, was 12,197. How were these 12,197 divided among the three categories of institutions? Nearly one-half (48.7%) entered the five doctoral degree granting institutions; 30.5% matriculated at seven master's and baccalaureate degree granting institutions; while the remaining 2,589 or 21.2% entered the fourteen two-year associate degree granting institutions. (Comparable figures for 1979 were 43.7% doctoral institutions; 28.4% master's and baccalaureate degree granting institutions; and 22.8% community and junior colleges). Information of this nature is of vital importance in the process of developing enrollment forecasts at the sector level.

Out-of-State 1980 High School Graduates into Colorado Public Sector

1980 high school graduates from each of the forty-nine other states, District of Columbia, as well as U.S. Territories and foreign countries, are represented in the Colorado public sector's Fall 1980 first-time freshman class. These out-of-state students number 3,289 and represent 11.8% of the total first-time freshman class. (Figure 8) the comparable 1979 figure was 3,653 or 13.6% of the first-time freshman class.



CLEARTYPE
STATE OUTLINE
UNITED STATES

Scale in Miles
0 100 200 300
MAP NO. 119

AMERICAN MAP COMPANY, INC.

N = 3,289

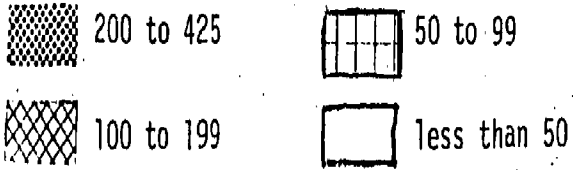


TABLE VI

COLORADO COMMISSION ON HIGHER EDUCATION
 COLORADO PUBLIC HIGHER EDUCATION
 OUT OF STATE FRESHMEN IN RANK ORDER BY SENDING STATE

INSTITUTION SECTOR	1980 HIGH SCHOOL GRADUATES	STATE
PUBLIC	422	CALIFORNIA
	307	ILLINOIS
	211	NEW YORK
	197	NEW MEXICO
	170	NEW JERSEY
	114	OHIO
	113	TEXAS
	111	FOREIGN COUNTRY
	97	PENNSYLVANIA
	93	MASSACHUSETTS
	92	MICHIGAN
	89	MINNESOTA
	89	NEBRASKA
	78	FLORIDA
	78	MARYLAND
	73	ARIZONA
	66	CONNECTICUT
	61	MISSOURI
	57	HAWAII
	54	VIRGINIA
	52	ALASKA
	51	WISCONSIN
	50	IOWA
	44	WYOMING
	43	INDIANA
	42	OKLAHOMA
	40	KANSAS
	36	WASHINGTON
	26	SOUTH DAKOTA
	24	GEORGIA
	24	NEVADA
	22	MAINE
	22	NEW HAMPSHIRE
	20	IDAHO
	20	MONTANA
	19	LOUISIANA
	19	NORTH CAROLINA
	19	OREGON
	19	UTAH
	16	KENTUCKY
	16	NORTH DAKOTA
	15	TENNESSEE
15	VERMONT	
11	U.S. TERRITORIES	
9	RHODE ISLAND	
9	WEST VIRGINIA	
7	ALABAMA	
7	ARKANSAS	
7	DELAWARE	
6	MISSISSIPPI	
5	SOUTH CAROLINA	
2	DISTRICT OF COLUMBIA	

The three states sending the greatest number of 1980 high school graduates into Colorado public higher education are California, Illinois and New York. These three states have remained the top three for over ten years. Figure 10 presents a display of the origin of 1980 out-of-state high school graduates, by sending state, while Table VI displays the sending states in rank order. Not shown in Figure 10 are the 111 first-time freshmen from foreign countries or the 11 from U.S. Territories and Possessions.

From 1979 to 1980 there has been an overall decline of 364 students coming to Colorado from out-of-state. For instance, looking at the top four sending states, California sent 28 more students in 1980, however the number from New York dropped by 49 (260 to 211) and those from Illinois by 54 (361 to 307). The fourth ranking state, New Mexico, sent the same number (197) in both years.

III. Composition of the First-Time Freshman Class, continued

B. Private Sector - Colorado Higher Education

Fall 1980, there were 3,149 first-time freshmen enrolled in the eleven private higher education institutions which comprise this study.³

It has been noted in Section I of this report that 875 of the private sector's first-time freshmen came from the Colorado public high school graduating classes of 1980, and an additional 89 were 1980 graduates from Colorado private high schools. Figure 11 shows the flow of Colorado 1980 high school graduates into the first-time freshman class of the private sector and depicts what percent that group is of the combined Opening Fall Enrollments of the eleven institutions.

3

Private higher education institutions not included (due solely to not enrolling freshmen) - Conservative Baptist Theological Seminary, Iliff, St. Thomas Seminary, and Yeshiva Toras Chaim Talmudical Seminary.

COLORADO
 1980 FLOW OF HIGH SCHOOL GRADUATES
 INTO PRIVATE SECTOR HIGHER EDUCATION

COLORADO HIGH SCHOOL GRADUATES

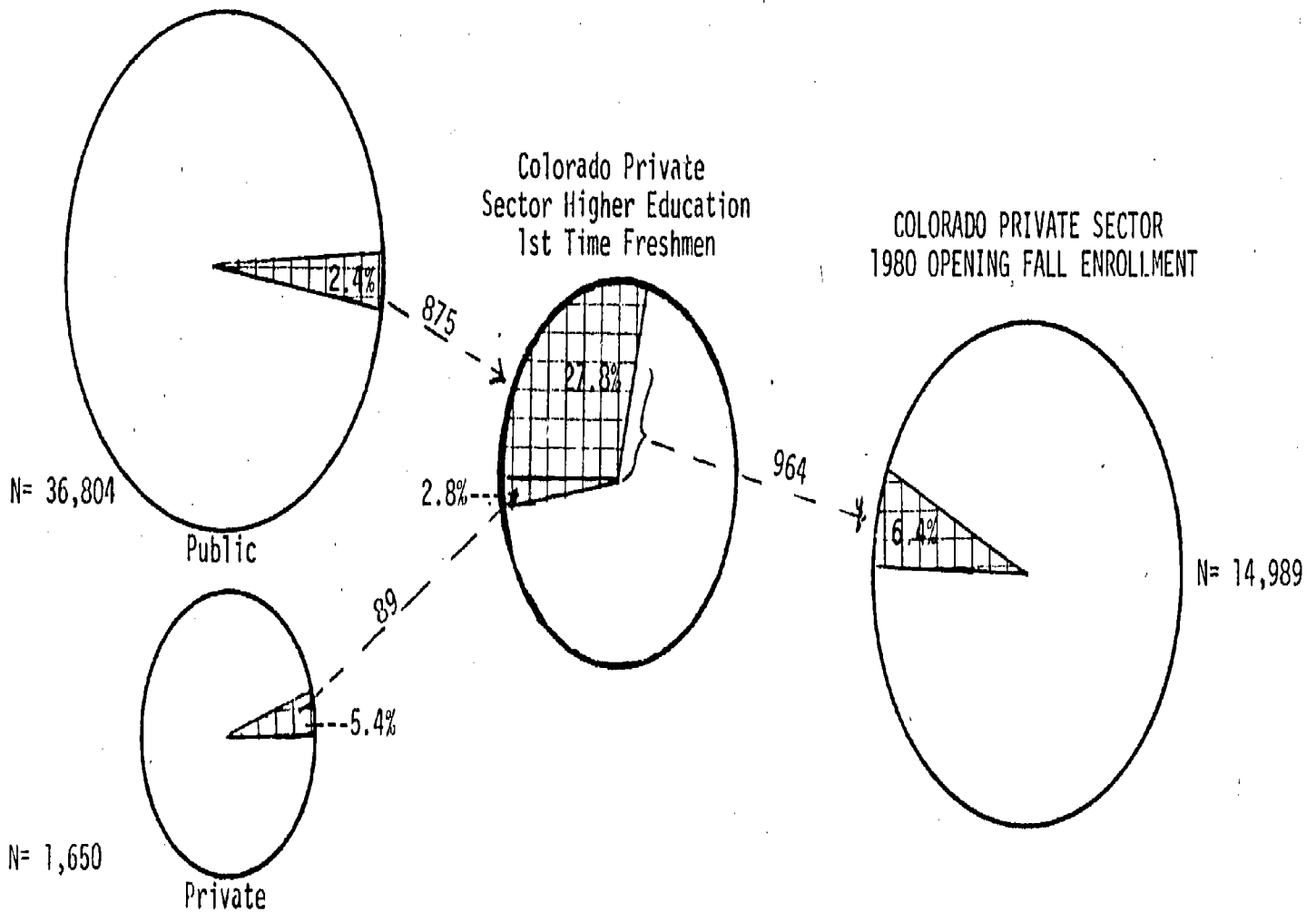


Figure 11

-25-

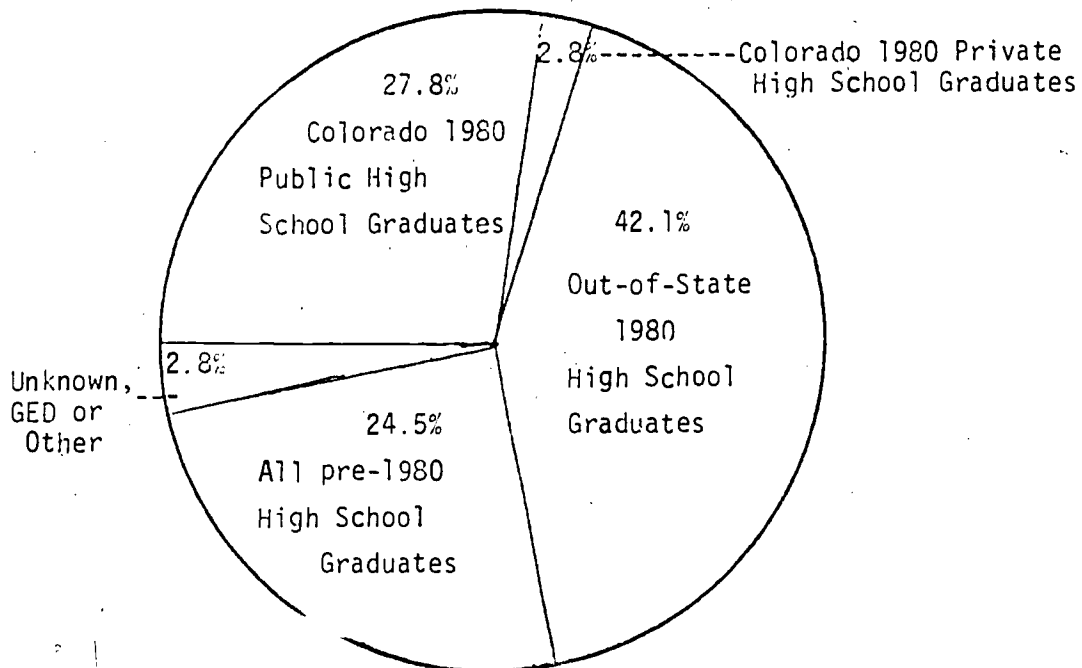
Comparing the public and private sector's first-time freshmen classes, 1980 Colorado high school graduates comprised 43.6% of the public sector's first-time freshman class (Figures 7 and 8) and 30.6% (27.8% + 2.8%) of the private sector's first-time freshman class (Figures 11 and 12).

Those 1980 Colorado high school graduates entering the public higher education sector comprised 8.7% of the total opening Fall enrollment while their counterparts entering the private sector of higher education represented 6.4% of that sector's opening Fall enrollment.

Figure 12 and Table VII illustrate the composition of the first-time class both for the eleven private institutions as a whole, and by institution.

1980 COMPOSITION OF
FIRST-TIME FRESHMAN CLASS
PRIVATE SECTOR

Figure 12



COLORADO COMMISSION ON HIGHER EDUCATION

ANALYSIS OF FIRST TIME FRESHMEN - FALL 1980

TABLE VII

PRIVATE SECTOR INSTITUTIONS

INSTITUTION	NUMBER WITH HIGH SCHOOL OF ORIGIN AND DATE OF GRADUATION KNOWN (1)	1980 HIGH SCHOOL GRADUATES						HIGH SCHOOL GRADUATES PRIOR TO 1980 (ALL STATES COMBINED)						NUMBER WITH HIGH SCHOOL OF ORIGIN AND DATE OF GRADUATION UNKNOWN (14)
		COLORADO		OUT OF STATE		TOTAL		1979		1978		1977 & EARLIER		
		(2)	(3)	(4)	(5)	(6)	(7)	(8)	(9)	(10)	(11)	(12)	(13)	
C.C.	558	196	35.1	336	40.2	532	95.3	17	3.0	4	0.7	5	0.9	2
CO. TECH.	198	7	3.5	8	4.0	15	7.6	16	8.1	25	12.6	142	71.7	22
C.U.C	100	69	69.0	31	31.0	100	100.0	0	0.0	0	0.0	0	0.0	
INTERMT. BIBLE	22	6	27.3	8	36.4	14	63.6	0	0.0	1	4.5	7	31.8	7
LORETTA HEIGHTS	281	96	34.2	56	19.9	152	54.1	121	43.1	2	0.7	6	2.1	9
HAZARENE BIBLE	137	2	1.5	1	0.7	3	2.2	5	3.6	6	4.4	123	89.8	26
REGIS COLLEGE	263	91	34.6	160	60.8	251	95.4	9	3.4	2	0.8	1	0.4	
ROCKMONT	66	35	53.0	18	27.3	53	80.3	7	10.6	2	3.0	4	6.1	2
D.U.	1,133	359	31.7	664	58.6	1,023	90.3	89	7.9		0.8	12	1.1	18
WESTERN BIBLE	44	8	18.2	18	40.9	26	59.1	3	6.8	2	4.5	13	29.5	1
PARKS COLLEGE	259	95	36.7	27	10.4	122	47.1	32	12.4	18	6.9	87	33.6	1
TOTAL	3,061	964	31.5	1,327	43.3	2,291	74.8	299	9.8	71	2.3	400	13.1	88



As indicated in Figure 12, approximately four of every ten private sector first-time freshman graduated in 1980 from an out-of-state high school. The comparable figure in the public sector was one out of each ten.

Similarities exist in the proportion of the public and private sector's first-time freshman class that graduated from high school one or more years prior to college matriculation (approximately one-fourth in each sector).

1980 Colorado public high school graduates comprise a larger share of the public sector's first-time freshman class (41.9%) than is the case in the private sector (27.8%). However, combining in-state (both public and private high school graduates) and out-of-state 1980 high school graduates the share this combined group represents in the public sector is 55.4%, and in the private, 72.7%.

The composition of the first-time freshman class of the private sector by institution, as presented in Table VII, reflects the fact that the first-time freshman classes of Colorado College (C.C.), Colorado Women's College, Regis College, and the University of Denver, are comprised mainly (90 to 100%) of 1980 in and out-of-state high school graduates (column 7). By comparison, Technical and Bible colleges have first-time freshmen classes that are heavily weighted with high school graduates of three plus years delay to first-time freshman status.

Additionally, the first-time freshman classes of D.U., Colorado College, and Regis College contain better than 50% out-of-state 1980 high school graduates (Table VII, column 5). By comparison, the majority of the first-time freshman class of Colorado Technical College and Nazarene Bible College had been out of school at least three years before entering those institutions (column 13).

The distribution of the 875 1980 Colorado public high school graduates among the sectors, or type of receiving institution, was as follows: doctoral degree granting institution (University of Denver), 38.6%; master's degree granting (Colorado College), 19.9%; baccalaureate degree granting (Colorado Women's College, Loretto Heights, Regis, Rockmont, Colorado Technical College, Intermountain Bible, and Western Bible College), 30.4%, and associate degree granting institutions (Nazarene and Parks College), 11.1%.

The distribution of the 89 1980 Colorado private high school graduates entering Colorado private higher education institutions was: 23.6% to the University of Denver; 24.7% to Colorado College (master's degree granting); and the remaining 51.7% to the seven baccalaureate degree granting institutions listed above.

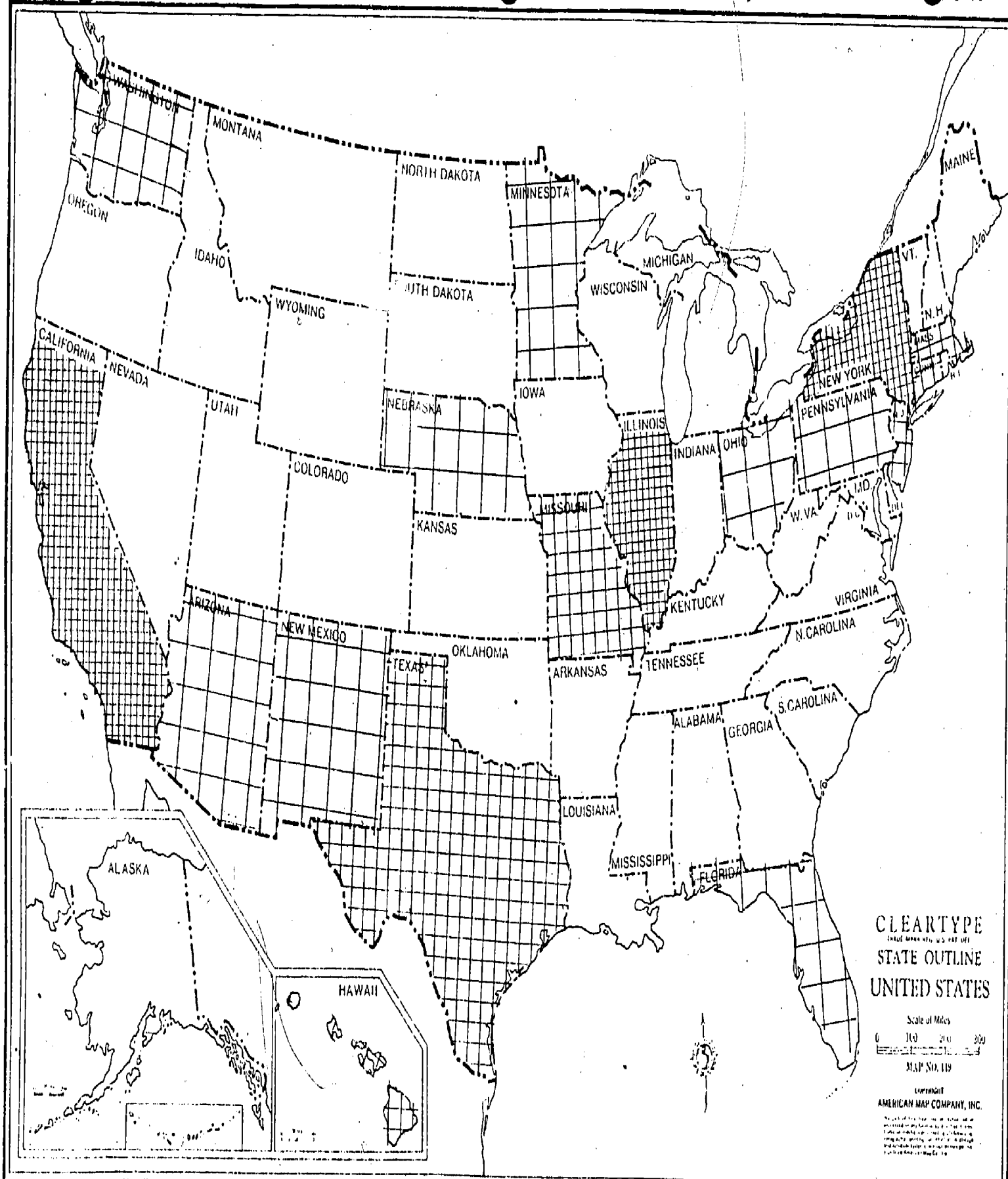
Out-of-State 1980 High School Graduates into Private Higher Education

As indicated in Figure 12, 42.1% (1,327) of the private sector's Fall 1980 first-time freshman class was graduated from out-of-state high schools the same year as matriculation. Each of the other forty-nine states, and District of Columbia, as well as U.S. Territories and foreign countries, are represented in the freshman class.

The top three sending states to the private sector are the same three that sent the greatest numbers into the Colorado state-supported institutions. Illinois, California and New York combined sent to the private sector three out of every ten of the out-of-state first-time freshmen.

Figure 13 displays the origin of out-of-state 1980 high school graduates by sending state while Table VIII displays the sending states in rank order. Not reflected on Figure 13 are the 66 first-time freshmen from foreign countries nor the 7 from U.S. Territories and Possessions.

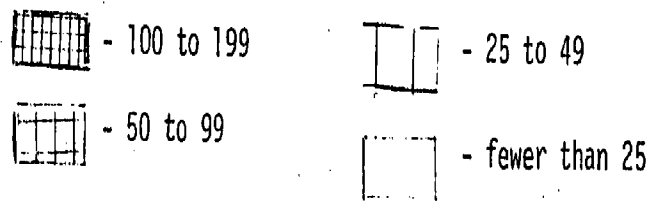
An overview of out-of-state freshmen by state of origin (in alphabetical order) and by sector of receiving Colorado institution may be found in appendix B.



CLEARTYPE
TRADE MARK U.S. PAT. OFF.
STATE OUTLINE
UNITED STATES

Scale of Miles
0 100 200 300
MAP No. 119

COPYRIGHT
AMERICAN MAP COMPANY, INC.
The use of this map or any part thereof is prohibited without the express written consent of the publisher. This map is published by American Map Company, Inc., 1000 North 17th Street, Denver, Colorado 80202. Telephone: (303) 733-1111.



N =

COLORADO COMMISSION ON HIGHER EDUCATION

TABLE VIII

COLORADO PRIVATE HIGHER EDUCATION
OUT OF STATE FRESHMEN - IN RANK ORDER BY SENDING STATE

INSTITUTION SECTOR	1980 HIGH SCHOOL GRADUATES	STATE
PRIVATE	153	ILLINOIS
	134	CALIFORNIA
	102	NEW YORK
	68	TEXAS
	66	FOREIGN COUNTRY
	55	HAWAII
	52	MASSACHUSETTS
	52	MISSOURI
	50	CONNECTICUT
	50	NEW JERSEY
	45	MINNESOTA
	39	ARIZONA
	36	FLORIDA
	36	PENNSYLVANIA
	34	OHIO
	31	NEBRASKA
	31	NEW MEXICO
	30	WASHINGTON
	22	MARYLAND
	19	WISCONSIN
	18	WYOMING
	17	MICHIGAN
	15	OKLAHOMA
	14	SOUTH DAKOTA
	13	KANSAS
	11	ALASKA
	10	INDIANA
	10	VIRGINIA
	9	IOWA
	9	LOUISIANA
	9	NEVADA
	9	OREGON
	8	NEW HAMPSHIRE
	8	UTAH
	8	VERMONT
	7	U.S. TERRITORIES
	6	IDAHO
	6	KENTUCKY
	5	RHODE ISLAND
	4	DELAWARE
	4	DISTRICT OF COLUMBIA
	4	TENNESSEE
	3	ARKANSAS
	3	NORTH DAKOTA
	2	ALABAMA
	2	MISSISSIPPI
	2	MONTANA
	2	NORTH CAROLINA
	1	GEORGIA
	1	MAINE
	1	SOUTH CAROLINA
	1	WEST VIRGINIA

SUMMARY

College participation rates are one of the important factors to be included in any attempt to forecast enrollments whether at the state or institutional level of planning.

It is anticipated that the data presented in this report will not only serve the Colorado Commission on Higher Education and its advisory panel on enrollment forecasting, but will also be vital input to the planning process of individual public and private higher educational institutions.

Another benefit of the data is that it gives each individual school district, as well as the administration of the Colorado Department of Education an indication of the number of current year high school graduates who remain in Colorado and proceed directly into higher education.

COLORADO COMMISSION ON HIGHER EDUCATION
 REPORT GENERATED BY DISCUS, INC., 11 MAR 1981

ANALYSIS OF FIRST TIME FRESHMEN - FALL 1980
 REPORT 003

PARTICIPATION RATES BY COLORADO COUNTY

COLORADO COUNTY	TOTAL COUNTY PUBLIC HIGH SCHOOL GRADUATES	SECTOR	INSTITUTION	TOTAL COUNTY PUBLIC HIGH SCHOOL GRADUATES			
ADAMS	2,952	PUBLIC	ADAMS STATE COLLEGE	28			
			AINS COMMUNITY COLLEGE	1			
			ARAPAHOE COMMUNITY COLLEGE	5			
			COLORADO MOUNTAIN COLLEGE-EAST/WEST	15			
			COLORADO NORTHWESTERN COMMUNITY COLLEGE	8			
			COLORADO SCHOOL OF MINES	23			
			COLORADO STATE UNIVERSITY	93			
			COMMUNITY COLLEGE OF DENVER-AURARIA	11			
			COMMUNITY COLLEGE OF DENVER-NORTH	96			
			COMMUNITY COLLEGE OF DENVER-RED ROCKS	8			
			FORT LEWIS COLLEGE	17			
			LAMAR COMMUNITY COLLEGE	3			
			MESA COLLEGE	18			
			METROPOLITAN STATE COLLEGE	87			
			NORTHEASTERN JUNIOR COLLEGE	21			
			OTERO JUNIOR COLLEGE	2			
			PIKES PEAK COMMUNITY COLLEGE	0			
			PUEBLO VOCATIONAL COMMUNITY COLLEGE	0			
			TRINIDAD STATE JUNIOR COLLEGE	2			
			UNIVERSITY OF COLORADO-BOULDER	83			
			UNIVERSITY OF COLORADO-DENVER	16			
			UNIVERSITY OF NORTHERN COLORADO	102			
			UNIVERSITY OF SOUTHERN COLORADO	14			
			WESTERN STATE COLLEGE	40			
				-----		693	
					PRIVATE	COLORADO COLLEGE	4
						COLORADO WOMEN'S COLLEGE	5
						LORETTO HEIGHTS COLLEGE	7
						REGIS COLLEGE	7
						ROCKMONT COLLEGE	3
			UNIVERSITY OF DENVER	22			
			PARKS COLLEGE	15			
			-----	63			
			-----	756			
ALANOSA	181	PUBLIC	ADAMS STATE COLLEGE	44			
			ARAPAHOE COMMUNITY COLLEGE	0			
			COLORADO STATE UNIVERSITY	1			
			FORT LEWIS COLLEGE	1			



COLORADO COMMISSION ON HIGHER EDUCATION
 REPORT GENERATED BY DISCUS, INC., 11 MAR 1981

ANALYSIS OF FIRST TIME FRESHMEN - FALL 1980
 REPORT 00

PARTICIPATION RATES BY COLORADO COUNTY

COLORADO COUNTY	TOTAL COUNTY PUBLIC HIGH SCHOOL GRADUATES	SECTOR	INSTITUTION	TOTAL COUNTY PUBLIC HIGH SCHOOL GRADUATES
ALAMOSA	181	PUBLIC	LAMAR COMMUNITY COLLEGE	2
			MESA COLLEGE	3
			NORTHEASTERN JUNIOR COLLEGE	0
			OTERO JUNIOR COLLEGE	1
			TRINIDAD STATE JUNIOR COLLEGE	1
			UNIVERSITY OF COLORADO-Boulder	1
			UNIVERSITY OF NORTHERN COLORADO	1
			UNIVERSITY OF SOUTHERN COLORADO	1
				56
ARAPAHOE	4,399	PUBLIC	COLORADO COLLEGE	1
			UNIVERSITY OF DENVER	3
			PARKS COLLEGE	0
				4
				60
			ADAMS STATE COLLEGE	22
			AIMS COMMUNITY COLLEGE	0
			ARAPAHOE COMMUNITY COLLEGE	298
			COLORADO MOUNTAIN COLLEGE-EAST/WEST	18
			COLORADO NORTHWESTERN COMMUNITY COLLEGE	9
			COLORADO SCHOOL OF MINES	69
			COLORADO STATE UNIVERSITY	334
			COMMUNITY COLLEGE OF DENVER-AURARIA	23
			COMMUNITY COLLEGE OF DENVER-NORTH	4
COMMUNITY COLLEGE OF DENVER-RED ROCKS	7			
FORT LEWIS COLLEGE	110			
LAMAR COMMUNITY COLLEGE	5			
MESA COLLEGE	31			
METROPOLITAN STATE COLLEGE	126			
MORGAN COMMUNITY COLLEGE	0			
NORTHEASTERN JUNIOR COLLEGE	8			
PIKES PEAK COMMUNITY COLLEGE	2			
TRINIDAD STATE JUNIOR COLLEGE	2			
UNIVERSITY OF COLORADO-Boulder	289			
UNIVERSITY OF COLORADO-DENVER	45			
UNIVERSITY OF NORTHERN COLORADO	243			
UNIVERSITY OF SOUTHERN COLORADO	19			
WESTERN STATE COLLEGE	82			

COLORADO COMMISSION ON HIGHER EDUCATION
 REPORT GENERATED BY DISCUS, INC., 11 MAR 1981

ANALYSIS OF FIRST TIME FRESHMEN - FALL 1980
 REPORT 003

PARTICIPATION RATES BY COLORADO COUNTY

COLORADO COUNTY	TOTAL COUNTY PUBLIC HIGH SCHOOL GRADUATES	SECTOR	INSTITUTION	TOTAL COUNTY PUBLIC HIGH SCHOOL GRADUATES
		*		1,746
ARAPAHOE	4,399	PRIVATE	COLORADO COLLEGE	19
			COLORADO TECHNICAL COLLEGE	0
			COLORADO WOMEN'S COLLEGE	18
			LORETTO HEIGHTS COLLEGE	10
			REGIS COLLEGE	5
			ROCKMONT COLLEGE	1
			UNIVERSITY OF DENVER	71
			WESTERN BIBLE COLLEGE	2
			PARKS COLLEGE	7
		*		133
		*		1,879
ARCHULETA	67	PUBLIC	ADAMS STATE COLLEGE	1
			COLORADO SCHOOL OF MINES	1
			COLORADO STATE UNIVERSITY	1
			FORT LEWIS COLLEGE	14
			MESA COLLEGE	1
			UNIVERSITY OF NORTHERN COLORADO	0
			UNIVERSITY OF SOUTHERN COLORADO	3
		*		21
		*		21
BACA	104	PUBLIC	ADAMS STATE COLLEGE	1
			AHS COMMUNITY COLLEGE	0
			COLORADO STATE UNIVERSITY	3
			COMMUNITY COLLEGE OF DENVER-AURARIA	0
			LANAR COMMUNITY COLLEGE	2
			MESA COLLEGE	2
			NORTHEASTERN JUNIOR COLLEGE	
			OTERO JUNIOR COLLEGE	
			UNIVERSITY OF COLORADO-BOULDER	
		*		13
		PRIVATE	ROCKMONT COLLEGE	1
			WESTERN BIBLE COLLEGE	1

COLORADO COMMISSION ON HIGHER EDUCATION
 REPORT GENERATED BY DISCUS, INC., 11 MAR 1981

ANALYSIS OF FIRST TIME FRESHMEN - FALL 1980
 REPORT 003

PARTICIPATION RATES BY COLORADO COUNTY

COLORADO COUNTY	TOTAL COUNTY PUBLIC HIGH SCHOOL GRADUATES	SECTOR	INSTITUTION	TOTAL COUNTY PUBLIC HIGH SCHOOL GRADUATES	
BACA	104	PRIVATE	PARKS COLLEGE	0	
			*	2	
			*	15	
BENT	78	PUBLIC	ADAMS STATE COLLEGE	3	
			COLORADO SCHOOL OF MINES	1	
			COLORADO STATE UNIVERSITY	2	
			COMMUNITY COLLEGE OF DENVER-AURARIA	0	
			LAMAR COMMUNITY COLLEGE	1	
			METROPOLITAN STATE COLLEGE	1	
			NORTHEASTERN JUNIOR COLLEGE	1	
			OTERO JUNIOR COLLEGE	13	
			TRINIDAD STATE JUNIOR COLLEGE	2	
			UNIVERSITY OF NORTHERN COLORADO	3	
			UNIVERSITY OF SOUTHERN COLORADO	0	
			*	27	
			PRIVATE	UNIVERSITY OF DENVER	1
				PARKS COLLEGE	13
*	14				
*	41				
BOULDER	2,590	PUBLIC	ADAMS STATE COLLEGE	23	
			AIMS COMMUNITY COLLEGE	7	
			ARAPAHOE COMMUNITY COLLEGE	5	
			COLORADO MOUNTAIN COLLEGE-EAST/WEST	17	
			COLORADO NORTHWESTERN COMMUNITY COLLEGE	3	
			COLORADO SCHOOL OF MINES	22	
			COLORADO STATE UNIVERSITY	211	
			COMMUNITY COLLEGE OF DENVER-AURARIA	3	
			COMMUNITY COLLEGE OF DENVER-NORTH	69	
			COMMUNITY COLLEGE OF DENVER-RED ROCKS	10	
			FORT LEWIS COLLEGE	38	
			LAMAR COMMUNITY COLLEGE	1	
			MEGA COLLEGE	32	
			METROPOLITAN STATE COLLEGE	14	
MORGAN COMMUNITY COLLEGE	0				
NORTHEASTERN JUNIOR COLLEGE	19				

52

COLORADO COMMISSION ON HIGHER EDUCATION
 REPORT GENERATED BY DISCUS, INC., 11 MAR 1981

ANALYSIS OF FIRST TIME FRESHMEN - FALL 1980
 REPORT 003

PARTICIPATION RATES BY COLORADO COUNTY

COLORADO COUNTY	TOTAL COUNTY PUBLIC HIGH SCHOOL GRADUATES	SECTOR	INSTITUTION	TOTAL COUNTY PUBLIC HIGH SCHOOL GRADUATES		
BOULDER	2,590	PUBLIC	OTERO JUNIOR COLLEGE	0		
			TRINIDAD STATE JUNIOR COLLEGE	1		
			UNIVERSITY OF COLORADO-BOULDER	220		
			UNIVERSITY OF NORTHERN COLORADO	159		
			UNIVERSITY OF SOUTHERN COLORADO	11		
			WESTERN STATE COLLEGE	48		
				913		
		PRIVATE	COLORADO COLLEGE	7		
			COLORADO WOMEN'S COLLEGE	1		
			INTERMOUNTAIN BIBLE COLLEGE	1		
			LORETTO HEIGHTS COLLEGE	6		
			REGIS COLLEGE	4		
			ROCKMONT COLLEGE	1		
			UNIVERSITY OF DENVER	7		
			27			
			940			
		CHAFFEE	193	PUBLIC	ARAPAHOE COMMUNITY COLLEGE	0
					COLORADO MOUNTAIN COLLEGE-EAST/WEST	1
					COLORADO SCHOOL OF MINES	1
COLORADO STATE UNIVERSITY	13					
COMMUNITY COLLEGE OF DENVER-RED ROCKS	0					
FORT LEWIS COLLEGE	0					
MESA COLLEGE	2					
PIKES PEAK COMMUNITY COLLEGE	2					
PUEBLO VOCATIONAL COMMUNITY COLLEGE	0					
UNIVERSITY OF COLORADO-BOULDER	2					
UNIVERSITY OF NORTHERN COLORADO	4					
UNIVERSITY OF SOUTHERN COLORADO	6					
WESTERN STATE COLLEGE	2					
	33					
PRIVATE	COLORADO COLLEGE			2		
	COLORADO WOMEN'S COLLEGE			1		
	LORETTO HEIGHTS COLLEGE			1		
	REGIS COLLEGE			1		
	UNIVERSITY OF DENVER			1		

COLORADO COMMISSION ON HIGHER EDUCATION
 REPORT GENERATED BY DISCUS, INC., 11 MAR 1981

ANALYSIS OF FIRST TIME FRESHMEN - FALL 1980
 REPORT 003

PARTICIPATION RATES BY COLORADO COUNTY

COLORADO COUNTY	TOTAL COUNTY PUBLIC HIGH SCHOOL GRADUATES	SECTOR	INSTITUTION	TOTAL COUNTY PUBLIC HIGH SCHOOL GRADUATES
				6
				39
CHEYENNE	45	PUBLIC	COLORADO SCHOOL OF MINES	1
			COLORADO STATE UNIVERSITY	2
			COMMUNITY COLLEGE OF DENVER-RED ROCKS	0
			LAMAR COMMUNITY COLLEGE	1
			NORTHEASTERN JUNIOR COLLEGE	6
			OTERO JUNIOR COLLEGE	2
			PIKES PEAK COMMUNITY COLLEGE	1
			UNIVERSITY OF COLORADO-BOULDER	2
			UNIVERSITY OF NORTHERN COLORADO	9
			UNIVERSITY OF SOUTHERN COLORADO	0
			WESTERN STATE COLLEGE	2
				26
		PRIVATE	PARKS COLLEGE	2
				28
CLEAR CREEK	62	PUBLIC	ARAPAHOE COMMUNITY COLLEGE	0
			COLORADO SCHOOL OF MINES	2
			COLORADO STATE UNIVERSITY	2
			COMMUNITY COLLEGE OF DENVER-AURARIA	0
			COMMUNITY COLLEGE OF DENVER-NORTH	0
			COMMUNITY COLLEGE OF DENVER-RED ROCKS	1
			FORT LEWIS COLLEGE	1
			MEGA COLLEGE	2
			METROPOLITAN STATE COLLEGE	0
			UNIVERSITY OF COLORADO-BOULDER	4
			UNIVERSITY OF COLORADO-DENVER	1
			WESTERN STATE COLLEGE	2
				15
		PRIVATE	UNIVERSITY OF DENVER	4
				19
CONEJOS	155	PUBLIC	ADAMS STATE COLLEGE	23

COLORADO COMMISSION ON HIGHER EDUCATION
 REPORT GENERATED BY DISCUS, INC., 11 MAR 1981

ANALYSIS OF FIRST TIME FRESHMEN - FALL 1980
 REPORT 003

PARTICIPATION RATES BY COLORADO COUNTY

COLORADO COUNTY	TOTAL COUNTY PUBLIC HIGH SCHOOL GRADUATES	SECTOR	INSTITUTION	TOTAL COUNTY PUBLIC HIGH SCHOOL GRADUATES
CONEJOS	155	PUBLIC	AIMS COMMUNITY COLLEGE	1
			ARAPAHOE COMMUNITY COLLEGE	4
			COLORADO STATE UNIVERSITY	4
			COMMUNITY COLLEGE OF DENVER-NORTH	0
			COMMUNITY COLLEGE OF DENVER-RED ROCKS	0
			FORT LEWIS COLLEGE	1
			MESA COLLEGE	4
			METROPOLITAN STATE COLLEGE	1
			NORTHEASTERN JUNIOR COLLEGE	1
			PIKES PEAK COMMUNITY COLLEGE	1
			UNIVERSITY OF NORTHERN COLORADO	1
			UNIVERSITY OF SOUTHERN COLORADO	4
				45
				46
COSTILLA	70	PUBLIC	ADAMS STATE COLLEGE	13
			COLORADO STATE UNIVERSITY	2
			COMMUNITY COLLEGE OF DENVER-NORTH	0
			FORT LEWIS COLLEGE	1
			METROPOLITAN STATE COLLEGE	1
			PIKES PEAK COMMUNITY COLLEGE	1
			PUEBLO VOCATIONAL COMMUNITY COLLEGE	2
			UNIVERSITY OF SOUTHERN COLORADO	6
				26
				27
CROWLEY	51	PUBLIC	ADAMS STATE COLLEGE	2
			AIMS COMMUNITY COLLEGE	0
			COLORADO SCHOOL OF MINES	1
			METROPOLITAN STATE COLLEGE	0
			OTERO JUNIOR COLLEGE	14
			PUEBLO VOCATIONAL COMMUNITY COLLEGE	1

COLORADO COMMISSION ON HIGHER EDUCATION
 REPORT GENERATED BY DISCUS, INC., 11 MAR 1981

ANALYSIS OF FIRST TIME FRESHMEN - FALL 1980
 REPORT 003

PARTICIPATION RATES BY COLORADO COUNTY

COLORADO COUNTY	TOTAL COUNTY PUBLIC HIGH SCHOOL GRADUATES	SECTOR	INSTITUTION	TOTAL COUNTY PUBLIC HIGH SCHOOL GRADUATES	
CROWLEY	51	PUBLIC	UNIVERSITY OF NORTHERN COLORADO	2	
			WESTERN STATE COLLEGE	1	
		*		21	
		PRIVATE	REGIS COLLEGE	1	
				22	
CUSTER	19	PUBLIC	OTERO JUNIOR COLLEGE	0	
			UNIVERSITY OF SOUTHERN COLORADO	1	
		*		1	
		PRIVATE	INTERMOUNTAIN BIBLE COLLEGE	1	
DELTA	326	PUBLIC	ADAMS STATE COLLEGE	2	
			AIMS COMMUNITY COLLEGE	1	
			COLORADO MOUNTAIN COLLEGE-EAST/WEST	1	
			COLORADO NORTHWESTERN COMMUNITY COLLEGE	3	
			COLORADO SCHOOL OF MINES	2	
			COLORADO STATE UNIVERSITY	8	
			FORT LEWIS COLLEGE	9	
			LAHAR COMMUNITY COLLEGE	3	
			MEBA COLLEGE	32	
			MORGAN COMMUNITY COLLEGE	0	
			NORTHEASTERN JUNIOR COLLEGE	0	
			OTERO JUNIOR COLLEGE	1	
			UNIVERSITY OF COLORADO-BOULDER	2	
			UNIVERSITY OF NORTHERN COLORADO	8	
			UNIVERSITY OF SOUTHERN COLORADO	1	
			WESTERN STATE COLLEGE	10	
			*		83
			PRIVATE	COLORADO WOMEN'S COLLEGE	1
DENVER	3,375	PUBLIC	ADAMS STATE COLLEGE	9	
			AIMS COMMUNITY COLLEGE	1	

50

COLORADO COMMISSION ON HIGHER EDUCATION
 REPORT GENERATED BY DISCUS, INC., 11 MAR 1981

ANALYSIS OF FIRST TIME FRESHMEN - FALL 1980
 REPORT 003

PARTICIPATION RATES BY COLORADO COUNTY

COLORADO COUNTY	TOTAL COUNTY PUBLIC HIGH SCHOOL GRADUATES	SECTOR	INSTITUTION	TOTAL COUNTY PUBLIC HIGH SCHOOL GRADUATES			
DENVER	3,375	PUBLIC	ARAPAHOE COMMUNITY COLLEGE	80			
			COLORADO MOUNTAIN COLLEGE-EAST/WEST	7			
			COLORADO NORTHWESTERN COMMUNITY COLLEGE	10			
			COLORADO SCHOOL OF MINES	37			
			COLORADO STATE UNIVERSITY	156			
			COMMUNITY COLLEGE OF DENVER-AURARIA	48			
			COMMUNITY COLLEGE OF DENVER-NORTH	10			
			COMMUNITY COLLEGE OF DENVER-RED ROCKS	13			
			FORT LEWIS COLLEGE	36			
			LAMAR COMMUNITY COLLEGE	0			
			NEBA COLLEGE	12			
			METROPOLITAN STATE COLLEGE	191			
			NORTHEASTERN JUNIOR COLLEGE	14			
			OTERO JUNIOR COLLEGE	2			
			PIKES PEAK COMMUNITY COLLEGE	1			
			TRINIDAD STATE JUNIOR COLLEGE	3			
			UNIVERSITY OF COLORADO-BOULDER	177			
			UNIVERSITY OF COLORADO-DENVER	48			
			UNIVERSITY OF NORTHERN COLORADO	138			
			UNIVERSITY OF SOUTHERN COLORADO	20			
			WESTERN STATE COLLEGE	27			
						-----	1,040
					PRIVATE	COLORADO COLLEGE	30
						COLORADO TECHNICAL COLLEGE	0
						COLORADO WOMEN'S COLLEGE	12
						LORETTO HEIGHTS COLLEGE	
						REGIS COLLEGE	
			ROCKMONT COLLEGE				
			UNIVERSITY OF DENVER	62			
			WESTERN BIBLE COLLEGE	2			
			PARKS COLLEGE	14			
			-----	147			
			-----	1,187			
DOLORES	35	PUBLIC	COLORADO MOUNTAIN COLLEGE-EAST/WEST	1			
			COLORADO STATE UNIVERSITY	1			
			COMMUNITY COLLEGE OF DENVER-NORTH	0			
			FORT LEWIS COLLEGE	1			
			LAMAR COMMUNITY COLLEGE	1			

COLORADO COMMISSION ON HIGHER EDUCATION
 REPORT GENERATED BY DISCUS, INC., 11 MAR 1981

ANALYSIS OF FIRST TIME FRESHMEN - FALL 1980
 REPORT 003

PARTICIPATION RATES BY COLORADO COUNTY

COLORADO COUNTY	TOTAL COUNTY PUBLIC HIGH SCHOOL GRADUATES	SECTOR	INSTITUTION	TOTAL COUNTY PUBLIC HIGH SCHOOL GRADUATES		
DOLOROS	35	PUBLIC	MESA COLLEGE	0		
			METROPOLITAN STATE COLLEGE	1		
			OTERO JUNIOR COLLEGE	1		
				6		
				6		
DOUGLAS	415	PUBLIC	ARAPAHOE COMMUNITY COLLEGE	36		
			COLORADO MOUNTAIN COLLEGE-EAST/WEST	1		
			COLORADO NORTHWESTERN COMMUNITY COLLEGE	0		
			COLORADO SCHOOL OF MINES	6		
			COLORADO STATE UNIVERSITY	55		
			FORT LEWIS COLLEGE	6		
			LAHAR COMMUNITY COLLEGE	1		
			MESA COLLEGE	3		
			METROPOLITAN STATE COLLEGE	7		
			NORTHEASTERN JUNIOR COLLEGE	1		
			OTERO JUNIOR COLLEGE	1		
			PIKES PEAK COMMUNITY COLLEGE	1		
			UNIVERSITY OF COLORADO-BOULDER	13		
			UNIVERSITY OF COLORADO-DENVER	3		
			UNIVERSITY OF NORTHERN COLORADO	30		
		UNIVERSITY OF SOUTHERN COLORADO	1			
		WESTERN STATE COLLEGE	3			
					168	
				PRIVATE	COLORADO COLLEGE	3
					COLORADO WOMEN'S COLLEGE	1
			REGIS COLLEGE	2		
			ROCKMONT COLLEGE	1		
			UNIVERSITY OF DENVER	4		
				11		
				179		
EAGLE	141	PUBLIC	ADAMS STATE COLLEGE	2		
			AIMS COMMUNITY COLLEGE	0		
			ARAPAHOE COMMUNITY COLLEGE	0		
			COLORADO MOUNTAIN COLLEGE-EAST/WEST	0		
			COLORADO NORTHWESTERN COMMUNITY COLLEGE	1		



COLORADO COMMISSION ON HIGHER EDUCATION
 REPORT GENERATED BY DISCUB, INC., 11 MAR 1981

ANALYSIS OF FIRST TIME FRESHMEN - FALL 1980
 REPORT 003

PARTICIPATION RATES BY COLORADO COUNTY

COLORADO COUNTY	TOTAL COUNTY PUBLIC HIGH SCHOOL GRADUATES	SECTOR	INSTITUTION	TOTAL COUNTY PUBLIC HIGH SCHOOL GRADUATES		
EAGLE	141	PUBLIC	COLORADO SCHOOL OF MINES	1		
			COLORADO STATE UNIVERSITY	14		
			COMMUNITY COLLEGE OF DENVER-NORTH	0		
			COMMUNITY COLLEGE OF DENVER-RED ROCKS	0		
			FORT LEWIS COLLEGE	1		
			NEBA COLLEGE	5		
			METROPOLITAN STATE COLLEGE	1		
			NORTHEASTERN JUNIOR COLLEGE	1		
			UNIVERSITY OF COLORADO-BOULDER	4		
			UNIVERSITY OF NORTHERN COLORADO	4		
		UNIVERSITY OF SOUTHERN COLORADO	0			
		WESTERN STATE COLLEGE	3			
					37	
				PRIVATE	COLORADO COLLEGE	0
					ROCKMONT COLLEGE	1
						1
						38
		ELBERT	124	PUBLIC	AIMS COMMUNITY COLLEGE	1
					ARAPAHOE COMMUNITY COLLEGE	1
					COLORADO MOUNTAIN COLLEGE-EAST/WEST	2
COLORADO NORTHWESTERN COMMUNITY COLLEGE	5					
COLORADO SCHOOL OF MINES	2					
COLORADO STATE UNIVERSITY	2					
COMMUNITY COLLEGE OF DENVER-NORTH	0					
NEBA COLLEGE	1					
METROPOLITAN STATE COLLEGE	0					
NORTHEASTERN JUNIOR COLLEGE	2					
PIKES PEAK COMMUNITY COLLEGE	2					
PUEBLO VOCATIONAL COMMUNITY COLLEGE	0					
UNIVERSITY OF COLORADO-BOULDER	3					
UNIVERSITY OF COLORADO-COLORADO SPRINGS	1					
UNIVERSITY OF NORTHERN COLORADO	1					
UNIVERSITY OF SOUTHERN COLORADO	1					
WESTERN STATE COLLEGE	1					
			25			
		PRIVATE	COLORADO COLLEGE	1		

COLORADO COMMISSION ON HIGHER EDUCATION
 REPORT GENERATED BY DISCUS, INC., 11 MAR 1981

ANALYSIS OF FIRST TIME FRESHMEN - FALL 1980
 REPORT 003

PARTICIPATION RATES BY COLORADO COUNTY

COLORADO COUNTY	TOTAL COUNTY PUBLIC HIGH SCHOOL GRADUATES	SECTOR	INSTITUTION	TOTAL COUNTY PUBLIC HIGH SCHOOL GRADUATES
ELBERT	124	PRIVATE	ROCKMONT COLLEGE	1
				2
				27
EL PASO	4,384	PUBLIC	ADAMS STATE COLLEGE	37
			AIMS COMMUNITY COLLEGE	3
			ARAPAHOE COMMUNITY COLLEGE	4
			COLORADO MOUNTAIN COLLEGE-EAST/WEST	20
			COLORADO NORTHWESTERN COMMUNITY COLLEGE	6
			COLORADO SCHOOL OF MINES	41
			COLORADO STATE UNIVERSITY	239
			COMMUNITY COLLEGE OF DENVER-AURARIA	2
			COMMUNITY COLLEGE OF DENVER-NORTH	3
			COMMUNITY COLLEGE OF DENVER-RED ROCKS	1
			FORT LEWIS COLLEGE	37
			LAMAR COMMUNITY COLLEGE	1
			MESA COLLEGE	8
			METROPOLITAN STATE COLLEGE	2
			MORDAN COMMUNITY COLLEGE	2
			NORTHEASTERN JUNIOR COLLEGE	9
			OTERO JUNIOR COLLEGE	8
			PIKES PEAK COMMUNITY COLLEGE	233
			TRINIDAD STATE JUNIOR COLLEGE	8
			UNIVERSITY OF COLORADO-BOULDER	139
			UNIVERSITY OF COLORADO-COLORADO SPRINGS	206
			UNIVERSITY OF COLORADO-DENVER	1
			UNIVERSITY OF NORTHERN COLORADO	145
			UNIVERSITY OF SOUTHERN COLORADO	60
			WESTERN STATE COLLEGE	47
				1,262
		PRIVATE	COLORADO COLLEGE	43
			COLORADO TECHNICAL COLLEGE	5
			COLORADO WOMEN'S COLLEGE	2
			LORETTO HEIGHTS COLLEGE	3
			NAZARENE BIBLE COLLEGE	2
			REGIS COLLEGE	5
			ROCKMONT COLLEGE	0
			UNIVERSITY OF DENVER	44
			WESTERN BIBLE COLLEGE	0

COLORADO COMMISSION ON HIGHER EDUCATION
 REPORT GENERATED BY DISCUS, INC., 11 MAR 1981

ANALYSIS OF FIRST TIME FRESHMEN - FALL 1980
 REPORT 003

PARTICIPATION RATES BY COLORADO COUNTY

COLORADO COUNTY	TOTAL COUNTY PUBLIC HIGH SCHOOL GRADUATES	SECTOR	INSTITUTION	TOTAL COUNTY PUBLIC, HIGH SCHOOL GRADUATES			
EL PASO	4,384	PRIVATE	PARKS COLLEGE	5			
				109			
				1,371			
FREMONT	390	PUBLIC	ADAMS STATE COLLEGE	6			
			AIMS COMMUNITY COLLEGE	1			
			ARAPAHOE COMMUNITY COLLEGE	1			
			COLORADO MOUNTAIN COLLEGE-EAST/WEST	0			
			COLORADO SCHOOL OF MINES	3			
			COLORADO STATE UNIVERSITY	12			
			COMMUNITY COLLEGE OF DENVER-NORTH	0			
			FORT LEWIS COLLEGE	3			
			MEGA COLLEGE	4			
			METROPOLITAN STATE COLLEGE	2			
			MORAN COMMUNITY COLLEGE	0			
			OTERO JUNIOR COLLEGE	1			
			PIKES PEAK COMMUNITY COLLEGE	2			
			PUEBLO VOCATIONAL COMMUNITY COLLEGE	0			
			TRINIDAD STATE JUNIOR COLLEGE	0			
			UNIVERSITY OF COLORADO-BOULDER	3			
			UNIVERSITY OF NORTHERN COLORADO	21			
			UNIVERSITY OF SOUTHERN COLORADO	19			
			WESTERN STATE COLLEGE	3			
						83	
					PRIVATE	COLORADO COLLEGE	1
						LORETTO HEIGHTS COLLEGE	1
						REGIS COLLEGE	1
			ROCKMONT COLLEGE	1			
			UNIVERSITY OF DENVER	1			
			PARKS COLLEGE	2			
				7			
				90			
GARFIELD	343	PUBLIC	COLORADO MOUNTAIN COLLEGE-EAST/WEST	4			
			COLORADO SCHOOL OF MINES	4			
			COLORADO STATE UNIVERSITY	25			
			COMMUNITY COLLEGE OF DENVER-NORTH	0			



COLORADO COMMISSION ON HIGHER EDUCATION
 REPORT GENERATED BY DISCUS, INC., 11 MAR 1981

ANALYSIS OF FIRST TIME FRESHMEN - FALL 1980
 REPORT 003

PARTICIPATION RATES BY COLORADO COUNTY

COLORADO COUNTY	TOTAL COUNTY PUBLIC HIGH SCHOOL GRADUATES	SECTOR	INSTITUTION	TOTAL COUNTY PUBLIC HIGH SCHOOL GRADUATES	
GARFIELD	343	PUBLIC	COMMUNITY COLLEGE OF DENVER-RED ROCKS	0	
			FORT LEWIS COLLEGE	7	
			MESA COLLEGE	36	
			NORTHEASTERN JUNIOR COLLEGE	0	
			PIKES PEAK COMMUNITY COLLEGE	3	
			TRINIDAD STATE JUNIOR COLLEGE	0	
			UNIVERSITY OF COLORADO-BOULDER	11	
			UNIVERSITY OF COLORADO-DENVER	0	
			UNIVERSITY OF NORTHERN COLORADO	8	
			UNIVERSITY OF SOUTHERN COLORADO	1	
		WESTERN STATE COLLEGE	8		

			107		
		PRIVATE		COLORADO COLLEGE	1
				COLORADO WOMEN'S COLLEGE	1
				UNIVERSITY OF DENVER	2
				-----	4
		-----	111		
GILPIN	17	PUBLIC	COLORADO NORTHWESTERN COMMUNITY COLLEGE	1	
			COMMUNITY COLLEGE OF DENVER-RED ROCKS	2	
			MESA COLLEGE	1	
		-----	4		
		-----	4		
GRAND	97	PUBLIC	AIMS COMMUNITY COLLEGE	1	
			COLORADO NORTHWESTERN COMMUNITY COLLEGE	3	
			COLORADO SCHOOL OF MINES	1	
			COLORADO STATE UNIVERSITY	9	
			COMMUNITY COLLEGE OF DENVER-RED ROCKS	1	
			FORT LEWIS COLLEGE	0	
			LAMAR COMMUNITY COLLEGE	0	
			MESA COLLEGE	2	
			NORTHEASTERN JUNIOR COLLEGE	1	
			UNIVERSITY OF COLORADO-BOULDER	4	
			UNIVERSITY OF NORTHERN COLORADO	7	
UNIVERSITY OF SOUTHERN COLORADO	1				
WESTERN STATE COLLEGE	5				

COLORADO COMMISSION ON HIGHER EDUCATION
 REPORT GENERATED BY DISCUB, INC., 11 MAR 1981

ANALYSIS OF FIRST TIME FRESHMEN - FALL 1980
 REPORT 003

PARTICIPATION RATES BY COLORADO COUNTY

COLORADO COUNTY	TOTAL COUNTY PUBLIC HIGH SCHOOL GRADUATES	SECTOR	INSTITUTION	TOTAL COUNTY PUBLIC HIGH SCHOOL GRADUATES
		*		35
GRAND	97	PRIVATE	LORETTA HEIGHTS COLLEGE ROCKMONT COLLEGE	1 2
		*		3
		*		38
GUNNISON	98	PUBLIC	COLORADO NORTHWESTERN COMMUNITY COLLEGE COLORADO SCHOOL OF MINES COLORADO STATE UNIVERSITY FORT LEWIS COLLEGE HESA COLLEGE TRINIDAD STATE JUNIOR COLLEGE UNIVERSITY OF COLORADO-Boulder UNIVERSITY OF NORTHERN COLORADO WESTERN STATE COLLEGE	1 2 4 6 3 1 6 6 16
		*		45
		PRIVATE	PARKS COLLEGE	0
		*		45
HUERFANO	96	PUBLIC	ADAMS STATE COLLEGE ARAPAHOE COMMUNITY COLLEGE COLORADO MOUNTAIN COLLEGE-EAST/WEST COLORADO STATE UNIVERSITY FORT LEWIS COLLEGE HESA COLLEGE OTERO JUNIOR COLLEGE TRINIDAD STATE JUNIOR COLLEGE UNIVERSITY OF SOUTHERN COLORADO WESTERN STATE COLLEGE	5 1 2 0 1 3 1 0 7 1
		*		21
		PRIVATE	COLORADO WOMEN'S COLLEGE REGIS COLLEGE	1 1
		*		2

COLORADO COMMISSION ON HIGHER EDUCATION
 REPORT GENERATED BY DISCUS, INC., 11 MAR 1981

ANALYSIS OF FIRST TIME FRESHMEN - FALL 1980
 REPORT 003

PARTICIPATION RATES BY COLORADO COUNTY

COLORADO COUNTY	TOTAL COUNTY PUBLIC HIGH SCHOOL GRADUATES	SECTOR	INSTITUTION	TOTAL COUNTY PUBLIC HIGH SCHOOL GRADUATES
				23
JACKSON	31	PUBLIC	ADAMS STATE COLLEGE	1
			AIMS COMMUNITY COLLEGE	0
			COLORADO MOUNTAIN COLLEGE-EAST/WEST	1
			COLORADO STATE UNIVERSITY	0
			MESA COLLEGE	1
				3
				3
JEFFERSON	5,496	PUBLIC	AIMS COMMUNITY COLLEGE	1
			ARAPAHOE COMMUNITY COLLEGE	81
			COLORADO MOUNTAIN COLLEGE-EAST/WEST	13
			COLORADO NORTHWESTERN COMMUNITY COLLEGE	11
			COLORADO SCHOOL OF MINES	84
			COLORADO STATE UNIVERSITY	374
			COMMUNITY COLLEGE OF DENVER-AURARIA	14
			COMMUNITY COLLEGE OF DENVER-NORTH	30
			COMMUNITY COLLEGE OF DENVER-RED ROCKS	192
			FORT LEWIS COLLEGE	117
			LAHAR COMMUNITY COLLEGE	5
			MESA COLLEGE	70
			METROPOLITAN STATE COLLEGE	191
			MORGAN COMMUNITY COLLEGE	0
			NORTHEASTERN JUNIOR COLLEGE	13
			OTERO JUNIOR COLLEGE	0
			PIKES PEAK COMMUNITY COLLEGE	0
			PUEBLO VOCATIONAL COMMUNITY COLLEGE	0
			TRINIDAD STATE JUNIOR COLLEGE	3
			UNIVERSITY OF COLORADO-BOULDER	282
			UNIVERSITY OF COLORADO-DENVER	32
			UNIVERSITY OF NORTHERN COLORADO	276
			UNIVERSITY OF SOUTHERN COLORADO	16
			WESTERN STATE COLLEGE	92
				1,899
		PRIVATE	COLORADO COLLEGE	30
			COLORADO WOMEN'S COLLEGE	11
			INTERNOUNTAIN BIBLE COLLEGE	0

COLORADO COMMISSION ON HIGHER EDUCATION
 REPORT GENERATED BY DISCUB, INC., 11 MAR 1981

ANALYSIS OF FIRST TIME FRESHMEN - FALL 1980
 REPORT 003

PARTICIPATION RATES BY COLORADO COUNTY

COLORADO COUNTY	TOTAL COUNTY PUBLIC HIGH SCHOOL GRADUATES	SECTOR	INSTITUTION	TOTAL COUNTY PUBLIC HIGH SCHOOL GRADUATES
JEFFERSON	5,496	PRIVATE	LORETTO HEIGHTS COL. GE	20
			REGIS COLLEGE	15
			ROCKMONT COLLEGE	9
			UNIVERSITY OF DENVER	63
			WESTERN BIBLE COLLEGE	1
			PARKS COLLEGE	10
				159
	2,058			
KIOWA	39	PUBLIC	COLORADO MOUNTAIN COLLEGE-EAST/WEST	1
			LAMAR COMMUNITY COLLEGE	1
			NORTHEASTERN JUNIOR COLLEGE	3
			OTERO JUNIOR COLLEGE	5
			PIKES PEAK COMMUNITY COLLEGE	1
			UNIVERSITY OF COLORADO-COLORADO SPRINGS	1
			UNIVERSITY OF SOUTHERN COLORADO	1
	13			
	14			
KIT CARSON	130	PUBLIC	ADAMS STATE COLLEGE	1
			AINB COMMUNITY COLLEGE	2
			ARAPAHOE COMMUNITY COLLEGE	0
			COLORADO SCHOOL OF MINES	1
			COLORADO STATE UNIVERSITY	6
			COMMUNITY COLLEGE OF DENVER-NORTH	1
			FORT LEWIS COLLEGE	1
			MESA COLLEGE	0
			NORTHEASTERN JUNIOR COLLEGE	12
			OTERO JUNIOR COLLEGE	1
			PIKES PEAK COMMUNITY COLLEGE	0
			TRINIDAD STATE JUNIOR COLLEGE	0
			UNIVERSITY OF COLORADO-BOULDER	2
			UNIVERSITY OF NORTHERN COLORADO	13
UNIVERSITY OF SOUTHERN COLORADO	1			
WESTERN STATE COLLEGE	3			
	44			

COLORADO COMMISSION ON HIGHER EDUCATION
 REPORT GENERATED BY DISCUS, INC., 11 MAR 1981

ANALYSIS OF FIRST TIME FRESHMEN - FALL 1980
 REPORT 003

PARTICIPATION RATES BY COLORADO COUNTY

COLORADO COUNTY	TOTAL COUNTY PUBLIC HIGH SCHOOL GRADUATES	SECTOR	INSTITUTION	TOTAL COUNTY PUBLIC HIGH SCHOOL GRADUATES
KIT CARSON	130	PRIVATE	LORETTO HEIGHTS COLLEGE	1
				45
LAKE	125	PUBLIC	ADAMS STATE COLLEGE	2
			ARAPAHOE COMMUNITY COLLEGE	4
			COLORADO MOUNTAIN COLLEGE-EAST/WEST	6
			COLORADO NORTHWESTERN COMMUNITY COLLEGE	0
			COLORADO STATE UNIVERSITY	8
			COMMUNITY COLLEGE OF DENVER-AURARIA	0
			COMMUNITY COLLEGE OF DENVER-RED ROCKS	0
			FORT LEWIS COLLEGE	4
			MESA COLLEGE	1
			NORTHEASTERN JUNIOR COLLEGE	1
			PIKES PEAK COMMUNITY COLLEGE	0
			UNIVERSITY OF COLORADO-BOULDER	4
			UNIVERSITY OF NORTHERN COLORADO	4
			UNIVERSITY OF SOUTHERN COLORADO	1
			WESTERN STATE COLLEGE	2
				37
			LA PLATA	412
	39			
LA PLATA	412	PUBLIC	ADAMS STATE COLLEGE	5
			ARAPAHOE COMMUNITY COLLEGE	0
			COLORADO MOUNTAIN COLLEGE-EAST/WEST	0
			COLORADO NORTHWESTERN COMMUNITY COLLEGE	2
			COLORADO SCHOOL OF MINES	2
			COLORADO STATE UNIVERSITY	8
			COMMUNITY COLLEGE OF DENVER-NORTH	0
			COMMUNITY COLLEGE OF DENVER-RED ROCKS	0
			FORT LEWIS COLLEGE	56
			LAMAR COMMUNITY COLLEGE	2
			MESA COLLEGE	1
			METROPOLITAN STATE COLLEGE	1
			NORTHEASTERN JUNIOR COLLEGE	1
			OTERO JUNIOR COLLEGE	1
			TRINIDAD STATE JUNIOR COLLEGE	1
			UNIVERSITY OF COLORADO-Boulder	3
UNIVERSITY OF NORTHERN COLORADO	1			

COLORADO COMMISSION ON HIGHER EDUCATION
 REPORT GENERATED BY DISCUS, INC., 11 APR 1981

ANALYSIS OF FIRST TIME FRESHMEN - FALL 1980
 REPORT 003

PARTICIPATION RATES BY COLORADO COUNTY

COLORADO COUNTY	TOTAL COUNTY PUBLIC HIGH SCHOOL GRADUATES	SECTOR	INSTITUTION	TOTAL COUNTY PUBLIC HIGH SCHOOL GRADUATES		
LA PLATA	412	PUBLIC	UNIVERSITY OF SOUTHERN COLORADO	2		
			WESTERN STATE COLLEGE	5		
		*		-----	91	
		PRIVATE	COLORADO COLLEGE	2		
			COLORADO WOMEN'S COLLEGE	1		
			LORETTO HEIGHTS COLLEGE	2		
			ROCKMONT COLLEGE	1		
			UNIVERSITY OF DENVER	1		
			PARKS COLLEGE	1		
		*		-----	8	
				-----	99	
		LARIMER	1,770	PUBLIC	ADAMS STATE COLLEGE	5
					AINS COMMUNITY COLLEGE	35
					ARAPAHOE COMMUNITY COLLEGE	1
COLORADO MOUNTAIN COLLEGE-EAST/WEST	5					
COLORADO NORTHWESTERN COMMUNITY COLLEGE	5					
COLORADO SCHOOL OF MINES	11					
COLORADO STATE UNIVERSITY	232					
COMMUNITY COLLEGE OF DENVER-AURARIA	1					
COMMUNITY COLLEGE OF DENVER-NORTH	0					
COMMUNITY COLLEGE OF DENVER-RED ROCKS	1					
FORT LEWIS COLLEGE	24					
LAHAR COMMUNITY COLLEGE	0					
MESA COLLEGE	30					
METROPOLITAN STATE COLLEGE	1					
MORGAN COMMUNITY COLLEGE	0					
NORTHEASTERN JUNIOR COLLEGE	19					
OTERO JUNIOR COLLEGE	0					
PIKES PEAK COMMUNITY COLLEGE	2					
UNIVERSITY OF COLORADO-BOULDER	54					
UNIVERSITY OF COLORADO-DENVER	0					
UNIVERSITY OF NORTHERN COLORADO	103					
UNIVERSITY OF SOUTHERN COLORADO	6					
WESTERN STATE COLLEGE	14					
*		-----	549			
PRIVATE	COLORADO COLLEGE	5				

67

COLORADO COMMISSION ON HIGHER EDUCATION
 REPORT GENERATED BY DISCUS, INC., 11 MAR 1981

ANALYSIS OF FIRST TIME FRESHMEN - FALL 1980
 REPORT 003

PARTICIPATION RATES BY COLORADO COUNTY

COLORADO COUNTY	TOTAL COUNTY PUBLIC HIGH SCHOOL GRADUATES	SECTOR	INSTITUTION	TOTAL COUNTY PUBLIC HIGH SCHOOL GRADUATES			
LARIMER	1,770	PRIVATE	COLORADO WOMEN'S COLLEGE	4			
			LORETTO HEIGHTS COLLEGE	1			
			REGIS COLLEGE	1			
			ROCKMONT COLLEGE	1			
			UNIVERSITY OF DENVER	13			
			PARKS COLLEGE	5			

				30			

				579			
			LAS ANIMAS	212	PUBLIC	ADAMS STATE COLLEGE	3
						AIMS COMMUNITY COLLEGE	0
ARAPAHOE COMMUNITY COLLEGE	1						
COLORADO MOUNTAIN COLLEGE-EAST/WEST	1						
COLORADO STATE UNIVERSITY	3						
COMMUNITY COLLEGE OF DENVER-NORTH	0						
COMMUNITY COLLEGE OF DENVER-RED ROCKS	0						
FORT LEWIS COLLEGE	1						
LAMAR COMMUNITY COLLEGE	0						
METROPOLITAN STATE COLLEGE	0						
OTERO JUNIOR COLLEGE	6						
PIKES PEAK COMMUNITY COLLEGE	4						
TRINIDAD STATE JUNIOR COLLEGE	72						
UNIVERSITY OF SOUTHERN COLORADO	4						
WESTERN STATE COLLEGE	4						

	99						
PRIVATE		COLORADO TECHNICAL COLLEGE			1		
		LORETTO HEIGHTS COLLEGE			3		
		UNIVERSITY OF DENVER			1		

	5						

	104						
LINCOLN	74	PUBLIC	AIMS COMMUNITY COLLEGE	2			
			COLORADO NORTHWESTERN COMMUNITY COLLEGE	1			
			COLORADO SCHOOL OF MINES	3			
			COLORADO STATE UNIVERSITY	1			
			COMMUNITY COLLEGE OF DENVER-AURARIA	0			
			FORT LEWIS COLLEGE	0			



COLORADO COMMISSION ON HIGHER EDUCATION
 REPORT GENERATED BY DISCUS, INC., 11 MAR 1981

ANALYSIS OF FIRST TIME FRESHMEN - FALL 1980
 REPORT 003

PARTICIPATION RATES BY COLORADO COUNTY

COLORADO COUNTY	TOTAL COUNTY PUBLIC HIGH SCHOOL GRADUATES	SECTOR	INSTITUTION	TOTAL COUNTY PUBLIC HIGH SCHOOL GRADUATES		
LINCOLN	74	PUBLIC	MESA COLLEGE	1		
			NORTHEASTERN JUNIOR COLLEGE	3		
			OTERO JUNIOR COLLEGE	0		
			TRINIDAD STATE JUNIOR COLLEGE	0		
			UNIVERSITY OF NORTHERN COLORADO	2		
			UNIVERSITY OF SOUTHERN COLORADO	1		
				14		
		PRIVATE	HAZARENE BIBLE COLLEGE	0		
			PARKS COLLEGE	0		
				0		
					14	
		LOGAN	281	PUBLIC	ADAMS STATE COLLEGE	0
					AIMS COMMUNITY COLLEGE	0
					COLORADO MOUNTAIN COLLEGE-EAST/WEST	2
COLORADO NORTHWESTERN COMMUNITY COLLEGE	2					
COLORADO SCHOOL OF MINES	3					
COLORADO STATE UNIVERSITY	7					
COMMUNITY COLLEGE OF DENVER-NORTH	0					
LAMAR COMMUNITY COLLEGE	1					
MESA COLLEGE	4					
MORGAN COMMUNITY COLLEGE	0					
NORTHEASTERN JUNIOR COLLEGE	111					
UNIVERSITY OF COLORADO-BOULDER	3					
UNIVERSITY OF NORTHERN COLORADO	15					
	148					
PRIVATE	COLORADO COLLEGE			2		
	UNIVERSITY OF DENVER			2		
			4			
			152			
MESA	943	PUBLIC	ADAMS STATE COLLEGE	6		
			AIMS COMMUNITY COLLEGE	1		
			ARAPAHOE COMMUNITY COLLEGE	3		
			COLORADO MOUNTAIN COLLEGE-EAST/WEST	2		

COLORADO COMMISSION ON HIGHER EDUCATION
 REPORT GENERATED BY DISCUS, INC., 11 MAR 1981

ANALYSIS OF FIRST TIME FRESHMEN - FALL 1980
 REPORT 003

PARTICIPATION RATES BY COLORADO COUNTY

COLORADO COUNTY	TOTAL COUNTY PUBLIC HIGH SCHOOL GRADUATES	SECTOR	INSTITUTION	TOTAL COUNTY PUBLIC HIGH SCHOOL GRADUATES			
MESA	943	PUBLIC	COLORADO NORTHWESTERN COMMUNITY COLLEGE	5			
			COLORADO SCHOOL OF MINES	9			
			COLORADO STATE UNIVERSITY	24			
			COMMUNITY COLLEGE OF DENVER-RED ROCKS	0			
			FORT LEWIS COLLEGE	10			
			LAKAR COMMUNITY COLLEGE	2			
			MESA COLLEGE	241			
			METROPOLITAN STATE COLLEGE	1			
			MORGAN COMMUNITY COLLEGE	0			
			NORTHEASTERN JUNIOR COLLEGE	1			
			PIKES PEAK COMMUNITY COLLEGE	0			
			TRINIDAD STATE JUNIOR COLLEGE	1			
			UNIVERSITY OF COLORADO-BOULDER	23			
			UNIVERSITY OF NORTHERN COLORADO	8			
			UNIVERSITY OF SOUTHERN COLORADO	1			
			WESTERN STATE COLLEGE	8			
						-----	346
					PRIVATE	COLORADO COLLEGE	1
						INTERMOUNTAIN BIBLE COLLEGE	2
						HAZARENE BIBLE COLLEGE	0
						REGIS COLLEGE	2
						UNIVERSITY OF DENVER	5
						PARKS COLLEGE	1
			-----	11			
			-----	357			
MINERAL	16	PUBLIC	ADAMS STATE COLLEGE	0			
			COLORADO NORTHWESTERN COMMUNITY COLLEGE	0			
			MESA COLLEGE	3			
			WESTERN STATE COLLEGE	2			
			-----	5			
			-----	5			
HOFFAT	142	PUBLIC	ADAMS STATE COLLEGE	1			
			COLORADO MOUNTAIN COLLEGE-EAST/WEST	2			
			COLORADO NORTHWESTERN COMMUNITY COLLEGE	1			
			COLORADO SCHOOL OF MINES	4			

COLORADO COMMISSION ON HIGHER EDUCATION
 REPORT GENERATED BY DISCUS, INC., 11 MAR 1981

ANALYSIS OF FIRST TIME FRESHMEN - FALL 1980
 REPORT 003

PARTICIPATION RATES BY COLORADO COUNTY

COLORADO COUNTY	TOTAL COUNTY PUBLIC HIGH SCHOOL GRADUATES	SECTOR	INSTITUTION	TOTAL COUNTY PUBLIC HIGH SCHOOL GRADUATES			
NOFFAT	142	PUBLIC	COLORADO STATE UNIVERSITY	3			
			FORT LEWIS COLLEGE	3			
			LAMAR COMMUNITY COLLEGE	2			
			MESA COLLEGE	6			
			NORTHEASTERN JUNIOR COLLEGE	1			
			UNIVERSITY OF COLORADO-BOULDER	3			
			UNIVERSITY OF NORTHERN COLORADO	5			
			UNIVERSITY OF SOUTHERN COLORADO	2			
			WESTERN STATE COLLEGE	2			

						35	
					PRIVATE	COLORADO WOMEN'S COLLEGE	1
						PARKS COLLEGE	0

			1				

			36				
MONTEZUMA	239	PUBLIC	ADAMS STATE COLLEGE	8			
			AIMS COMMUNITY COLLEGE	0			
			COLORADO MOUNTAIN COLLEGE-EAST/WEST	2			
			COLORADO SCHOOL OF MINES	3			
			COLORADO STATE UNIVERSITY	4			
			FORT LEWIS COLLEGE	13			
			MESA COLLEGE	17			
			NORTHEASTERN JUNIOR COLLEGE	3			
			UNIVERSITY OF COLORADO-BOULDER	2			
			UNIVERSITY OF NORTHERN COLORADO	3			
			UNIVERSITY OF SOUTHERN COLORADO	0			
			WESTERN STATE COLLEGE	5			

						60	
		PRIVATE	COLORADO COLLEGE	3			
			ROCKMONT COLLEGE	1			

			4				

			64				
MONTROSE	408	PUBLIC	ADAMS STATE COLLEGE	0			
			AIMS COMMUNITY COLLEGE	0			

COLORADO COMMISSION ON HIGHER EDUCATION
 REPORT GENERATED BY DISCUS, INC., 11 MAR 1981

ANALYSIS OF FIRST TIME FRESHMEN - FALL 1980
 REPORT 003

PARTICIPATION RATES BY COLORADO COUNTY

COLORADO COUNTY	TOTAL COUNTY PUBLIC HIGH SCHOOL GRADUATES	SECTOR	INSTITUTION	TOTAL COUNTY PUBLIC HIGH SCHOOL GRADUATES	
MONTROSE	408	PUBLIC	COLORADO MOUNTAIN COLLEGE-EAST/WEST	1	
			COLORADO NORTHWESTERN COMMUNITY COLLEGE	2	
			COLORADO SCHOOL OF MINES	3	
			COLORADO STATE UNIVERSITY	17	
			COMMUNITY COLLEGE OF DENVER-AURARIA	1	
			FORT LEWIS COLLEGE	16	
			MESA COLLEGE	34	
			NORTHEASTERN JUNIOR COLLEGE	2	
			PIKES PEAK COMMUNITY COLLEGE	1	
			PUEBLO VOCATIONAL COMMUNITY COLLEGE	1	
			UNIVERSITY OF COLORADO-BOULDER	10	
			UNIVERSITY OF NORTHERN COLORADO	5	
			UNIVERSITY OF SOUTHERN COLORADO	2	
		WESTERN STATE COLLEGE	15		
			111		
		PRIVATE		COLORADO COLLEGE	2
				LORETTO HEIGHTS COLLEGE	1
				WESTERN BIBLE COLLEGE	0
				PARKS COLLEGE	0
					3
					114
MORGAN	344	PUBLIC	AIMS COMMUNITY COLLEGE	9	
			COLORADO MOUNTAIN COLLEGE-EAST/WEST	0	
			COLORADO NORTHWESTERN COMMUNITY COLLEGE	1	
			COLORADO SCHOOL OF MINES	1	
			COLORADO STATE UNIVERSITY	17	
			COMMUNITY COLLEGE OF DENVER-NORTH	0	
			COMMUNITY COLLEGE OF DENVER-RED ROCKS	2	
			MESA COLLEGE	3	
			METROPOLITAN STATE COLLEGE	0	
			MORGAN COMMUNITY COLLEGE	10	
			NORTHEASTERN JUNIOR COLLEGE	16	
			UNIVERSITY OF COLORADO-BOULDER	4	
			UNIVERSITY OF COLORADO-DENVER	0	
			UNIVERSITY OF NORTHERN COLORADO	17	
UNIVERSITY OF SOUTHERN COLORADO	4				
WESTERN STATE COLLEGE	2				

COLORADO COMMISSION ON HIGHER EDUCATION
 REPORT GENERATED BY DISCUS, INC., 11 MAR 1981

ANALYSIS OF FIRST TIME FRESHMEN - FALL 1980
 REPORT 003

PARTICIPATION RATES BY COLORADO COUNTY

COLORADO COUNTY	TOTAL COUNTY PUBLIC HIGH SCHOOL GRADUATES	SECTOR	INSTITUTION	TOTAL COUNTY PUBLIC HIGH SCHOOL GRADUATES
		*		86
MORGAN	344	PRIVATE	COLORADO COLLEGE	3
			COLORADO TECHNICAL COLLEGE	0
			COLORADO WOMEN'S COLLEGE	1
			LORETTO HEIGHTS COLLEGE	1
			NAZARENE BIBLE COLLEGE	0
			REGIS COLLEGE	1
			UNIVERSITY OF DENVER	2
			PARKS COLLEGE	3
		*		11
				97
OTERO	394	PUBLIC	ADAMS STATE COLLEGE	3
			AINS COMMUNITY COLLEGE	0
			ARAPAHOE COMMUNITY COLLEGE	2
			COLORADO STATE UNIVERSITY	10
			COMMUNITY COLLEGE OF DENVER-NORTH	0
			COMMUNITY COLLEGE OF DENVER-RED ROCKS	0
			FORT LEWIS COLLEGE	3
			LAMAR COMMUNITY COLLEGE	2
			MESA COLLEGE	1
			METROPOLITAN STATE COLLEGE	0
			MORGAN COMMUNITY COLLEGE	0
			NORTHEASTERN JUNIOR COLLEGE	4
			OTERO JUNIOR COLLEGE	63
			PIKES PEAK COMMUNITY COLLEGE	3
			PUEBLO VOCATIONAL COMMUNITY COLLEGE	1
			UNIVERSITY OF COLORADO-Boulder	5
			UNIVERSITY OF COLORADO-COLORADO SPRINGS	1
			UNIVERSITY OF NORTHERN COLORADO	11
			UNIVERSITY OF SOUTHERN COLORADO	6
			WESTERN STATE COLLEGE	7
		*		122
		PRIVATE	COLORADO COLLEGE	1
			COLORADO TECHNICAL COLLEGE	0
			COLORADO WOMEN'S COLLEGE	2
			UNIVERSITY OF DENVER	3

COLORADO COMMISSION ON HIGHER EDUCATION
 REPORT GENERATED BY DISCUS, INC., 11 MAR 1984

ANALYSIS OF FIRST TIME FRESHMEN - FALL 1980
 REPORT 003

PARTICIPATION RATES BY COLORADO COUNTY

COLORADO COUNTY	TOTAL COUNTY PUBLIC HIGH SCHOOL GRADUATES	SECTOR	INSTITUTION	TOTAL COUNTY PUBLIC HIGH SCHOOL GRADUATES	
OTERO	274	PRIVATE	PARKS COLLEGE	3	
				9	
				131	
DURAY	32	PUBLIC	ADAMS STATE COLLEGE	1	
			ARAPAHOE COMMUNITY COLLEGE	2	
			COLORADO STATE UNIVERSITY	1	
			FORT LEWIS COLLEGE	4	
			MESA COLLEGE	4	
			NORTHEASTERN JUNIOR COLLEGE	1	
			UNIVERSITY OF NORTHERN COLORADO	1	
			WESTERN STATE COLLEGE	1	
			15		
			15		
PARK	66	PUBLIC	ADAMS STATE COLLEGE	0	
			ARAPAHOE COMMUNITY COLLEGE	2	
			COLORADO STATE UNIVERSITY	5	
			COMMUNITY COLLEGE OF DENVER-RED ROCKS	3	
			FORT LEWIS COLLEGE	1	
			LAMAR COMMUNITY COLLEGE	0	
			MESA COLLEGE	0	
			UNIVERSITY OF COLORADO-DENVER	1	
			UNIVERSITY OF NORTHERN COLORADO	1	
			UNIVERSITY OF SOUTHERN COLORADO	1	
		WESTERN STATE COLLEGE	3		
				17	
		PRIVATE		COLORADO WOMEN'S COLLEGE	1
				LORETTO HEIGHTS COLLEGE	2
REGIS COLLEGE	1				
UNIVERSITY OF DENVER	1				
WESTERN BIBLE COLLEGE	1				
		6			
			23		

COLORADO COMMISSION ON HIGHER EDUCATION
 REPORT GENERATED BY DISCUS, INC., 11 MAR 1981

ANALYSIS OF FIRST TIME FRESHMEN - FALL 1980
 REPORT 003

PARTICIPATION RATES BY COLORADO COUNTY

COLORADO COUNTY	TOTAL COUNTY PUBLIC HIGH SCHOOL GRADUATES	SECTOR	INSTITUTION	TOTAL COUNTY PUBLIC HIGH SCHOOL GRADUATES		
PHILLIPS	76	PUBLIC	AIMS COMMUNITY COLLEGE	1		
			ARAPAHOE COMMUNITY COLLEGE	0		
			COLORADO MOUNTAIN COLLEGE-EAST/WEST	1		
			COLORADO SCHOOL OF MINES	1		
			COLORADO STATE UNIVERSITY	4		
			MESA COLLEGE	2		
			NORTHEASTERN JUNIOR COLLEGE	11		
			UNIVERSITY OF COLORADO-BOULDER	3		
			UNIVERSITY OF NORTHERN COLORADO	3		
			WESTERN STATE COLLEGE	1		

					27	
		PRIVATE			COLORADO WOMEN'S COLLEGE	1
					LORETTO HEIGHTS COLLEGE	1
					ROCKMONT COLLEGE	1

					3	

			30			
PIIKIN	89	PUBLIC	ARAPAHOE COMMUNITY COLLEGE	1		
			COLORADO MOUNTAIN COLLEGE-EAST/WEST	1		
			COLORADO STATE UNIVERSITY	5		
			FORT LEWIS COLLEGE	1		
			MESA COLLEGE	2		
			NORTHEASTERN JUNIOR COLLEGE	2		
			PIKES PEAK COMMUNITY COLLEGE	0		
			UNIVERSITY OF COLORADO-BOULDER	7		
			UNIVERSITY OF NORTHERN COLORADO	2		
			UNIVERSITY OF SOUTHERN COLORADO	2		
		WESTERN STATE COLLEGE	4			

					27	
PRIVATE			LORETTO HEIGHTS COLLEGE	1		
			REGIS COLLEGE	1		
			UNIVERSITY OF DENVER	2		

			4			

			31			



COLORADO COMMISSION ON HIGHER EDUCATION
 REPORT GENERATED BY DISCUS, INC., 11 MAR 1981

ANALYSIS OF FIRST TIME FRESHMEN - FALL 1980
 REPORT 003

PARTICIPATION RATES BY COLORADO COUNTY

COLORADO COUNTY	TOTAL COUNTY PUBLIC HIGH SCHOOL GRADUATES	SECTOR	INSTITUTION	TOTAL COUNTY PUBLIC HIGH SCHOOL GRADUATES		
PROWERS	223	PUBLIC	ADAMS STATE COLLEGE	8		
			ARAPAHOE COMMUNITY COLLEGE	1		
			COLORADO MOUNTAIN COLLEGE-EAST/WEST	1		
			COLORADO NORTHWESTERN COMMUNITY COLLEGE	1		
			COLORADO SCHOOL OF MINES	2		
			COLORADO STATE UNIVERSITY	2		
			FORT LEWIS COLLEGE	1		
			LAMAR COMMUNITY COLLEGE	40		
			MESA COLLEGE	1		
			METROPOLITAN STATE COLLEGE	0		
			NORTHEASTERN JUNIOR COLLEGE	4		
			OTERO JUNIOR COLLEGE	3		
			TRINIDAD STATE JUNIOR COLLEGE	0		
			UNIVERSITY OF COLORADO-BOULDER	2		
			UNIVERSITY OF NORTHERN COLORADO	8		
			UNIVERSITY OF SOUTHERN COLORADO	6		
			WESTERN STATE COLLEGE	2		
						82
					PRIVATE	UNIVERSITY OF DENVER
						85
PUEBLO	1,971	PUBLIC	ADAMS STATE COLLEGE	12		
			AIMS COMMUNITY COLLEGE	0		
			ARAPAHOE COMMUNITY COLLEGE	1		
			COLORADO MOUNTAIN COLLEGE-EAST/WEST	7		
			COLORADO NORTHWESTERN COMMUNITY COLLEGE	3		
			COLORADO SCHOOL OF MINES	10		
			COLORADO STATE UNIVERSITY	61		
			COMMUNITY COLLEGE OF DENVER-AURARIA	1		
			COMMUNITY COLLEGE OF DENVER-NORTH	1		
			COMMUNITY COLLEGE OF DENVER-RED ROCKS	1		
			FORT LEWIS COLLEGE	5		
			LAMAR COMMUNITY COLLEGE	1		
			MESA COLLEGE	5		
			METROPOLITAN STATE COLLEGE	2		
			NORTHEASTERN JUNIOR COLLEGE	2		
			OTERO JUNIOR COLLEGE	3		
			PIKES PEAK COMMUNITY COLLEGE	3		
			PUEBLO VOCATIONAL COMMUNITY COLLEGE	16		
TRINIDAD STATE JUNIOR COLLEGE	8					

COLORADO COMMISSION ON HIGHER EDUCATION
 REPORT GENERATED BY DISCUS, INC. 11 MAR 1981

ANALYSIS OF FIRST TIME FRESHMEN - FALL 1980
 REPORT 003

PARTICIPATION RATES BY COLORADO COUNTY

COLORADO COUNTY	TOTAL COUNTY PUBLIC HIGH SCHOOL GRADUATES	SECTOR	INSTITUTION	TOTAL COUNTY PUBLIC HIGH SCHOOL GRADUATES		
PUEBLO	1,971	PUBLIC	UNIVERSITY OF COLORADO-Boulder	27		
			UNIVERSITY OF COLORADO-COLORADO SPRINGS	0		
			UNIVERSITY OF COLORADO-DENVER	1		
			UNIVERSITY OF NORTHERN COLORADO	26		
			UNIVERSITY OF SOUTHERN COLORADO	382		
			WESTERN STATE COLLEGE	9		
			*			587
			PRIVATE	COLORADO COLLEGE	7	
				COLORADO TECHNICAL COLLEGE	0	
				COLORADO WOMEN'S COLLEGE	1	
		INTERMOUNTAIN BIBLE COLLEGE		0		
		LORETTO HEIGHTS COLLEGE		6		
		HAZARENE BIBLE COLLEGE		0		
		REGIS COLLEGE		1		
		ROCKMONT COLLEGE		1		
		UNIVERSITY OF DENVER		9		
		PARKS COLLEGE		0		
		*			25	
					612	
		RIO BLANCO	128	PUBLIC	ADAMS STATE COLLEGE	1
AIMS COMMUNITY COLLEGE	0					
COLORADO NORTHWESTERN COMMUNITY COLLEGE	14					
COLORADO STATE UNIVERSITY	2					
MESA COLLEGE	12					
NORTHEASTERN JUNIOR COLLEGE	2					
OTERO JUNIOR COLLEGE	0					
PUEBLO VOCATIONAL COMMUNITY COLLEGE	1					
UNIVERSITY OF NORTHERN COLORADO	1					
WESTERN STATE COLLEGE	2					
*					35	
PRIVATE	PARKS COLLEGE				2	
					37	
RIO GRANDE	194			PUBLIC	ADAMS STATE COLLEGE	26
		AIMS COMMUNITY COLLEGE	1			

COLORADO COMMISSION ON HIGHER EDUCATION
 REPORT GENERATED BY DISCUS, INC., 11 MAR 1981

ANALYSIS OF FIRST TIME FRESHMEN - FALL 1980
 REPORT 003

PARTICIPATION RATES BY COLORADO COUNTY

COLORADO COUNTY	TOTAL COUNTY PUBLIC HIGH SCHOOL GRADUATES	SECTOR	INSTITUTION	TOTAL COUNTY PUBLIC HIGH SCHOOL GRADUATES			
RIO GRANDE	194	PUBLIC	ARAPAHOE COMMUNITY COLLEGE	1			
			COLORADO MOUNTAIN COLLEGE-EAST/WEST	1			
			COLORADO STATE UNIVERSITY	10			
			FORT LEWIS COLLEGE	11			
			MESA COLLEGE	6			
			METROPOLITAN STATE COLLEGE	1			
			NORTHEASTERN JUNIOR COLLEGE	1			
			PIKES PEAK COMMUNITY COLLEGE	0			
			PUEBLO VOCATIONAL COMMUNITY COLLEGE	2			
			TRINIDAD STATE JUNIOR COLLEGE	2			
			UNIVERSITY OF COLORADO-Boulder	0			
			UNIVERSITY OF COLORADO-COLORADO SPRINGS	0			
			UNIVERSITY OF NORTHERN COLORADO	3			
			UNIVERSITY OF SOUTHERN COLORADO	2			
			WESTERN STATE COLLEGE	0			
						67	
					PRIVATE	PARKS COLLEGE	0
							67
			ROUTT	151	PUBLIC	ADAMS STATE COLLEGE	1
		AINS COMMUNITY COLLEGE				0	
ARAPAHOE COMMUNITY COLLEGE	0						
COLORADO MOUNTAIN COLLEGE-EAST/WEST	5						
COLORADO NORTHWESTERN COMMUNITY COLLEGE	1						
COLORADO SCHOOL OF MINES	1						
COLORADO STATE UNIVERSITY	7						
COMMUNITY COLLEGE OF DENVER-NORTH	0						
LAMAR COMMUNITY COLLEGE	1						
MESA COLLEGE	8						
METROPOLITAN STATE COLLEGE	0						
NORTHEASTERN JUNIOR COLLEGE	1						
TRINIDAD STATE JUNIOR COLLEGE	0						
UNIVERSITY OF COLORADO-Boulder	6						
UNIVERSITY OF NORTHERN COLORADO	2						
UNIVERSITY OF SOUTHERN COLORADO	2						
WESTERN STATE COLLEGE	8						
			43				
		PRIVATE	COLORADO COLLEGE	2			

COLORADO COMMISSION ON HIGHER EDUCATION
 REPORT GENERATED BY DISCUS, INC., 11 MAR 1981

ANALYSIS OF FIRST TIME FRESHMEN - FALL 1980
 REPORT 003

PARTICIPATION RATES BY COLORADO COUNTY

COLORADO COUNTY	TOTAL COUNTY PUBLIC HIGH SCHOOL GRADUATES	SECTOR	INSTITUTION	TOTAL COUNTY PUBLIC HIGH SCHOOL GRADUATES
ROUTT	151	PRIVATE	REGIS COLLEGE	1
			ROCKMONT COLLEGE	1
			UNIVERSITY OF DENVER	1
				5
				48
SAGUACHE	72	PUBLIC	ADAMS STATE COLLEGE	2
			AINS COMMUNITY COLLEGE	1
			ARAPAHOE COMMUNITY COLLEGE	1
			COLORADO MOUNTAIN COLLEGE-EAST/WEST	2
			COLORADO SCHOOL OF MINES	1
			COLORADO STATE UNIVERSITY	4
			FORT LEWIS COLLEGE	5
			MESA COLLEGE	1
			OTERO JUNIOR COLLEGE	1
			PIKES PEAK COMMUNITY COLLEGE	1
			UNIVERSITY OF NORTHERN COLORADO	2
			WESTERN STATE COLLEGE	1
SAGUACHE		PRIVATE	COLORADO COLLEGE	1
			REGIS COLLEGE	1
			UNIVERSITY OF DENVER	1
			PARKS COLLEGE	1
				4
				26
SAN JUAN	14	PUBLIC	FORT LEWIS COLLEGE	1
			MESA COLLEGE	0
			PIKES PEAK COMMUNITY COLLEGE	1
				2
				2
SAN MIGUEL	40	PUBLIC	COLORADO MOUNTAIN COLLEGE-EAST/WEST	0
			COLORADO STATE UNIVERSITY	1
			FORT LEWIS COLLEGE	4

COLORADO COMMISSION ON HIGHER EDUCATION
 REPORT GENERATED BY DISCUS, INC., 11 MAR 1981

ANALYSIS OF FIRST TIME FRESHMEN - FALL 1980
 REPORT 003

PARTICIPATION RATES BY COLORADO COUNTY

COLORADO COUNTY	TOTAL COUNTY PUBLIC HIGH SCHOOL GRADUATES	SECTOR	INSTITUTION	TOTAL COUNTY PUBLIC HIGH SCHOOL GRADUATES		
SAN MIGUEL	40	PUBLIC	MESA COLLEGE	1		
			UNIVERSITY OF COLORADO-BOULDER	4		
			UNIVERSITY OF NORTHERN COLORADO	1		
			UNIVERSITY OF SOUTHERN COLORADO	0		
			WESTERN STATE COLLEGE	0		
		*		11		
		PRIVATE	COLORADO COLLEGE	0		
		*		11		
		SEDGWICK	52	PUBLIC	AIMS COMMUNITY COLLEGE	5
					ARAPAHOE COMMUNITY COLLEGE	0
					COLORADO MOUNTAIN COLLEGE-EAST/WEST	1
COLORADO STATE UNIVERSITY	4					
NORTHEASTERN JUNIOR COLLEGE	6					
PIKES PEAK COMMUNITY COLLEGE	0					
UNIVERSITY OF NORTHERN COLORADO	5					
*				21		
PRIVATE	UNIVERSITY OF DENVER			1		
*				22		
SUMMIT	70			PUBLIC	AIMS COMMUNITY COLLEGE	0
		COLORADO SCHOOL OF MINES	1			
		COLORADO STATE UNIVERSITY	4			
		FORT LEWIS COLLEGE	0			
		UNIVERSITY OF COLORADO-BOULDER	5			
		UNIVERSITY OF NORTHERN COLORADO	3			
		WESTERN STATE COLLEGE	2			
		*		15		
		PRIVATE	REGIS COLLEGE	1		
			UNIVERSITY OF DENVER	1		
		*		2		
			17			

50

COLORADO COMMISSION ON HIGHER EDUCATION
 REPORT GENERATED BY DISCUS, INC., 11 MAR 1981

ANALYSIS OF FIRST TIME FRESHMEN - FALL 1980
 REPORT 003

PARTICIPATION RATES BY COLORADO COUNTY

COLORADO COUNTY	TOTAL COUNTY PUBLIC HIGH SCHOOL GRADUATES	SECTOR	INSTITUTION	TOTAL COUNTY PUBLIC HIGH SCHOOL GRADUATES		
TELLER	153	PUBLIC	ADAMS STATE COLLEGE	2		
			AIMS COMMUNITY COLLEGE	1		
			COLORADO MOUNTAIN COLLEGE-EAST/WEST	1		
			COLORADO STATE UNIVERSITY	9		
			FORT LEWIS COLLEGE	2		
			MESA COLLEGE	2		
			METROPOLITAN STATE COLLEGE	1		
			PIKES PEAK COMMUNITY COLLEGE	4		
			UNIVERSITY OF COLORADO-BOULDER	1		
			UNIVERSITY OF COLORADO-COLORADO SPRINGS	5		
			UNIVERSITY OF NORTHERN COLORADO	8		
			WESTERN STATE COLLEGE	5		
				41		
			PRIVATE		COLORADO TECHNICAL COLLEGE	1
					INTERMOUNTAIN BIBLE COLLEGE	1
			2			
			43			
WASHINGTON	101	PUBLIC	ADAMS STATE COLLEGE	1		
			AIMS COMMUNITY COLLEGE	1		
			ARAPAHOE COMMUNITY COLLEGE	1		
			COLORADO STATE UNIVERSITY	11		
			FORT LEWIS COLLEGE	4		
			LAMAR COMMUNITY COLLEGE	1		
			MESA COLLEGE	2		
			METROPOLITAN STATE COLLEGE	0		
			MORGAN COMMUNITY COLLEGE	2		
			NORTHEASTERN JUNIOR COLLEGE	17		
			UNIVERSITY OF COLORADO-BOULDER	1		
UNIVERSITY OF NORTHERN COLORADO	6					
	47					
	47					
WELD	1,348	PUBLIC	AIMS COMMUNITY COLLEGE	75		
			ARAPAHOE COMMUNITY COLLEGE	3		
			COLORADO MOUNTAIN COLLEGE-EAST/WEST	1		
			COLORADO NORTHWESTERN COMMUNITY COLLEGE	5		

COLORADO COMMISSION ON HIGHER EDUCATION
 REPORT GENERATED BY DISCUS, INC., 11 MAR 1981

ANALYSIS OF FIRST-TIME FRESHMEN - FALL 1980
 REPORT 003

PARTICIPATION RATES BY COLORADO COUNTY

COLORADO COUNTY	TOTAL COUNTY PUBLIC HIGH SCHOOL GRADUATES	SECTOR	INSTITUTION	TOTAL COUNTY PUBLIC HIGH SCHOOL GRADUATES			
WELD	1,348	PUBLIC	COLORADO SCHOOL OF MINES	2			
			COLORADO STATE UNIVERSITY	78			
			COMMUNITY COLLEGE OF DENVER-NORTH	1			
			COMMUNITY COLLEGE OF DENVER-RED ROCKS	0			
			FORT LEWIS COLLEGE	13			
			MESA COLLEGE	13			
			METROPOLITAN STATE COLLEGE	2			
			MORGAN COMMUNITY COLLEGE	0			
			NORTHEASTERN JUNIOR COLLEGE	38			
			OTERO JUNIOR COLLEGE	4			
			TRINIDAD STATE JUNIOR COLLEGE	2			
			UNIVERSITY OF COLORADO-BOULDER	30			
			UNIVERSITY OF NORTHERN COLORADO	117			
			UNIVERSITY OF SOUTHERN COLORADO	1			
			WESTERN STATE COLLEGE	13			
						-----	398
					PRIVATE	COLORADO COLLEGE	1
						INTERMOUNTAIN BIBLE COLLEGE	1
						LORETTO HEIGHTS COLLEGE	1
						REGIS COLLEGE	0
						ROCKMONT COLLEGE	1
						UNIVERSITY OF DENVER	7
			PARKS COLLEGE	11			
			-----	22			
			-----	420			
YUMA	153	PUBLIC	AIMS COMMUNITY COLLEGE	2			
			ARAPAHOE COMMUNITY COLLEGE	1			
			COLORADO MOUNTAIN COLLEGE-EAST/WEST	3			
			COLORADO NORTHWESTERN COMMUNITY COLLEGE	0			
			COLORADO SCHOOL OF MINES	2			
			COLORADO STATE UNIVERSITY	4			
			COMMUNITY COLLEGE OF DENVER-NORTH	0			
			COMMUNITY COLLEGE OF DENVER-RED ROCKS	0			
			FORT LEWIS COLLEGE	1			
			MESA COLLEGE	6			
			MORGAN COMMUNITY COLLEGE	1			
NORTHEASTERN JUNIOR COLLEGE	19						
			UNIVERSITY OF COLORADO-BOULDER	4			

COLORADO COMMISSION ON HIGHER EDUCATION
 REPORT GENERATED BY DISCUS, INC., 11 MAR 1981

ANALYSIS OF FIRST TIME FRESHMEN - FALL 1980
 REPORT 003

PARTICIPATION RATES BY COLORADO COUNTY

COLORADO COUNTY	TOTAL COUNTY PUBLIC HIGH SCHOOL GRADUATES	SECTOR	INSTITUTION	TOTAL COUNTY PUBLIC HIGH SCHOOL GRADUATES
YUMA	153	PUBLIC	UNIVERSITY OF NORTHERN COLORADO	6
			UNIVERSITY OF SOUTHERN COLORADO	1
			WESTERN STATE COLLEGE	2

				54
		PRIVATE	COLORADO COLLEGE	1
			NAZARENE BIBLE COLLEGE	0

				1

				55

				12,600

COLORADO COMMISSION ON HIGHER EDUCATION

ANALYSIS OF FIRST TIME FRESHMEN - FALL 1980

OUT OF STATE FRESHMEN

STATE	INSTITUTION SECTOR	1980 HIGH SCHOOL GRADUATE
ALABAMA	PUBLIC	7
	PRIVATE	2
		9
ALASKA	PUBLIC	52
	PRIVATE	11
		63
ARIZONA	PUBLIC	73
	PRIVATE	39
		112
ARKANSAS	PUBLIC	7
	PRIVATE	3
		10
CALIFORNIA	PUBLIC	422
	PRIVATE	134
		556
CONNECTICUT	PUBLIC	66
	PRIVATE	50
		116
DELAWARE	PUBLIC	7
	PRIVATE	4
		11
DISTRICT OF COLUMBIA	PUBLIC	2
	PRIVATE	4
		6
FLORIDA	PUBLIC	78
	PRIVATE	36
		114

COLORADO COMMISSION ON HIGHER EDUCATION

ANALYSIS OF FIRST TIME FRESHMEN - FALL 1980

OUT OF STATE FRESHMEN

STATE	INSTITUTION SECTOR	1980 HIGH SCHOOL GRADUATE
GEORGIA	PUBLIC	24
	PRIVATE	1
		25
HAWAII	PUBLIC	57
	PRIVATE	55
		112
IDAHO	PUBLIC	20
	PRIVATE	4
		26
ILLINOIS	PUBLIC	307
	PRIVATE	153
		460
INDIANA	PUBLIC	43
	PRIVATE	10
		53
IOWA	PUBLIC	50
	PRIVATE	9
		59
KANSAS	PUBLIC	40
	PRIVATE	13
		53
KENTUCKY	PUBLIC	16
	PRIVATE	6
		22
LOUISIANA	PUBLIC	19
	PRIVATE	9
		28

COLORADO COMMISSION ON HIGHER EDUCATION

ANALYSIS OF FIRST TIME FRESHMEN - FALL 1980

OUT OF STATE FRESHMEN

STATE	INSTITUTION SECTOR	1980 HIGH SCHOOL GRADUATES
MAINE	PUBLIC	22
	PRIVATE	1

		23
MARYLAND	PUBLIC	70
	PRIVATE	22

		100
MASSACHUSETTS	PUBLIC	93
	PRIVATE	52

		145
MICHIGAN	PUBLIC	92
	PRIVATE	17

		109
MINNESOTA	PUBLIC	89
	PRIVATE	45

		134
MISSISSIPPI	PUBLIC	6
	PRIVATE	2

		8
MISSOURI	PUBLIC	61
	PRIVATE	52

		113
MONTANA	PUBLIC	20
	PRIVATE	2

		22
NEBRASKA	PUBLIC	89
	PRIVATE	31

		120

COLORADO COMMISSION ON HIGHER EDUCATION

ANALYSIS OF FIRST TIME FRESHMEN - FALL 1980

OUT OF STATE FRESHMEN

STATE	INSTITUTION SECTOR	1980 HIGH SCHOOL GRADUATES
NEVADA	PUBLIC	24
	PRIVATE	9

		33
NEW HAMPSHIRE	PUBLIC	22
	PRIVATE	8

		30
NEW JERSEY	PUBLIC	170
	PRIVATE	50

		220
NEW MEXICO	PUBLIC	197
	PRIVATE	31

		228
NEW YORK	PUBLIC	211
	PRIVATE	102

		313
NORTH CAROLINA	PUBLIC	17
	PRIVATE	2

		21
NORTH DAKOTA	PUBLIC	16
	PRIVATE	3

		19
OHIO	PUBLIC	114
	PRIVATE	34

		148
OKLAHOMA	PUBLIC	42
	PRIVATE	15

		57

COLORADO COMMISSION ON HIGHER EDUCATION

COLORADO COMMISSION ON HIGHER EDUCATION

ANALYSIS OF FIRST TIME FRESHMEN - FALL 1980

ANALYSIS OF FIRST TIME FRESHMEN - FALL 1980

OUT OF STATE FRESHMEN

OUT OF STATE FRESHMEN

STATE	INSTITUTION SECTOR	1980 HIGH SCHOOL GRADUATES
OREGON	PUBLIC	19
	PRIVATE	9
		28
PENNSYLVANIA	PUBLIC	97
	PRIVATE	36
		133
RHODE ISLAND	PUBLIC	9
	PRIVATE	5
		14
SOUTH CAROLINA	PUBLIC	5
	PRIVATE	1
		6
SOUTH DAKOTA	PUBLIC	26
	PRIVATE	14
		40
TENNESSEE	PUBLIC	10
	PRIVATE	4
		19
TEXAS	PUBLIC	113
	PRIVATE	68
		181
UTAH	PUBLIC	19
	PRIVATE	8
		27
VERMONT	PUBLIC	15
	PRIVATE	8
		23

STATE	INSTITUTION SECTOR	1980 HIGH SCHOOL GRADUATES
VIRGINIA	PUBLIC	54
	PRIVATE	10
		64
WASHINGTON	PUBLIC	36
	PRIVATE	30
		66
WEST VIRGINIA	PUBLIC	9
	PRIVATE	1
		10
WISCONSIN	PUBLIC	51
	PRIVATE	19
		70
WYOMING	PUBLIC	44
	PRIVATE	18
		62
U.S. TERRITORIES	PUBLIC	11
	PRIVATE	7
		22
FOREIGN COUNTRY	PUBLIC	111
	PRIVATE	66
		177
		4,616