

DOCUMENT RESUME

ED 195 155

FL 011 975

TITLE Becoming a United States Citizen, Student Lesson #20.  
English for Living.

INSTITUTION New York State Education Dept., Albany. Bureau of  
Bilingual Education.

SPONS AGENCY Office of Bilingual Education and Minority Languages  
Affairs (ED), Washington, D.C.

PUB DATE 79

CONTRACT G0077C0041

NOTE 13p.: For related documents, see FL 011 955-974.

EDRS PRICE MF01/PC01 Plus Postage.

DESCRIPTORS Adolescents: \*Citizenship Education: \*English (Second  
Language): Secondary Education: Second Language  
Instruction: Units of Study

IDENTIFIERS \*Survival Competencies

ABSTRACT To assist the learner of English as a second language  
in dealing with the procedures for becoming a United States citizen,  
a series of dialogs, comprehension questions, readings, and points of  
discussion are presented. The text is illustrated. (JB)

\*\*\*\*\*  
\* Reproductions supplied by EDRS are the best that can be made \*  
\* from the original document. \*  
\*\*\*\*\*

ED195155

STUDENT LESSON #20

BECOMING A UNITED STATES CITIZEN

English for Living

The work upon which this publication is based was performed pursuant to ESEA Title VII Contract #G0077C0041 of the United States Office of Education to the New York State Education Department. It does not, however, necessarily reflect the views of that agency or the New York State Education Department.

PERMISSION TO REPRODUCE THIS MATERIAL HAS BEEN GRANTED BY

N.Y. State Dept.

of Education

TO THE EDUCATIONAL RESOURCES INFORMATION CENTER (ERIC)."

U S DEPARTMENT OF HEALTH,  
EDUCATION & WELFARE  
NATIONAL INSTITUTE OF  
EDUCATION

THIS DOCUMENT HAS BEEN REPRODUCED EXACTLY AS RECEIVED FROM THE PERSON OR ORGANIZATION ORIGINATING IT. POINTS OF VIEW OR OPINIONS STATED DO NOT NECESSARILY REPRESENT OFFICIAL NATIONAL INSTITUTE OF EDUCATION POSITION OR POLICY

The University of the State of New York  
THE STATE EDUCATION DEPARTMENT  
Bureau of Bilingual Education  
Albany, New York 12234

1979

FL 011975

## OBJECTIVES

When you complete this module you will be able to:

1. Apply for United States citizenship.
2. Follow the proper procedures for becoming a citizen.

## SITUATION SETTER

Many people who were not born in the United States want to become citizens of the United States. Why?

1. A citizen can vote.
2. A citizen can be on a jury.
3. There are some jobs that only citizens can have.
4. A citizen can run for a public office, such as Senator.\*
5. A citizen does not have to fill out an alien registration card every year.
6. A citizen does not have to tell the Immigration and Naturalization Service where he is living every time he moves to a new house or apartment.

## COMPREHENSION QUESTIONS

1. What are some of the reasons for becoming an American citizen?
2. Are there jobs in America that only citizens can have?
3. Can you run for a public office if you are not a citizen?
4. Do you have to tell the Immigration and Naturalization Service where you live if you are a citizen?

---

\* A naturalized citizen can run for any office except for President or Vice President of the United States:

Would you like to become a United States citizen? Read the following questions. If you can check "Yes" to every question on this list, you can apply for citizenship.

	YES	NO
1. Are you 18 years old, or older?	_____	_____
2. Can you read, write, speak and understand simple English?	_____	_____
3. Can you sign your name in English?	_____	_____
4. Do you know about United States history, and could you answer questions about it?	_____	_____
5. Do you know about the United States Government and how it works?	_____	_____
6. Have you been living in the United States for at least five years?	_____	_____
7. Have you lived in the state you are living in now for six months (or longer)?	_____	_____
8. Are you a good, honest person?	_____	_____
9. Can you prove that you have not been a Communist during the last ten years?	_____	_____
10. Can you show that you are loyal to the United States?	_____	_____
11. Can you prove that you came into the United States legally?	_____	_____

**COMPREHENSION QUESTIONS**

1. Do you have to know English in order to become an American citizen? (There are some times when you don't have to know English. You can read about this in the books on citizenship that are listed at the end of this module.)
2. How long do you have to live in the United States before you can apply for citizenship?
3. How old do you have to be to apply?
4. Can a Communist become a United States citizen?



## BACKGROUND TO THE DIALOG

Mr. and Mrs. August Sieber and their children have been living in the United States for five years. Mr. Sieber wants to become an American citizen.

He answered "Yes" to all of the questions on the list. This is what he has to do to become an American citizen.



### DIALOG 1: THE APPLICATION

Mr. Sieber is calling the Immigration and Naturalization Service.

**Mr. Sieber:** I'd like to apply for United States citizenship.

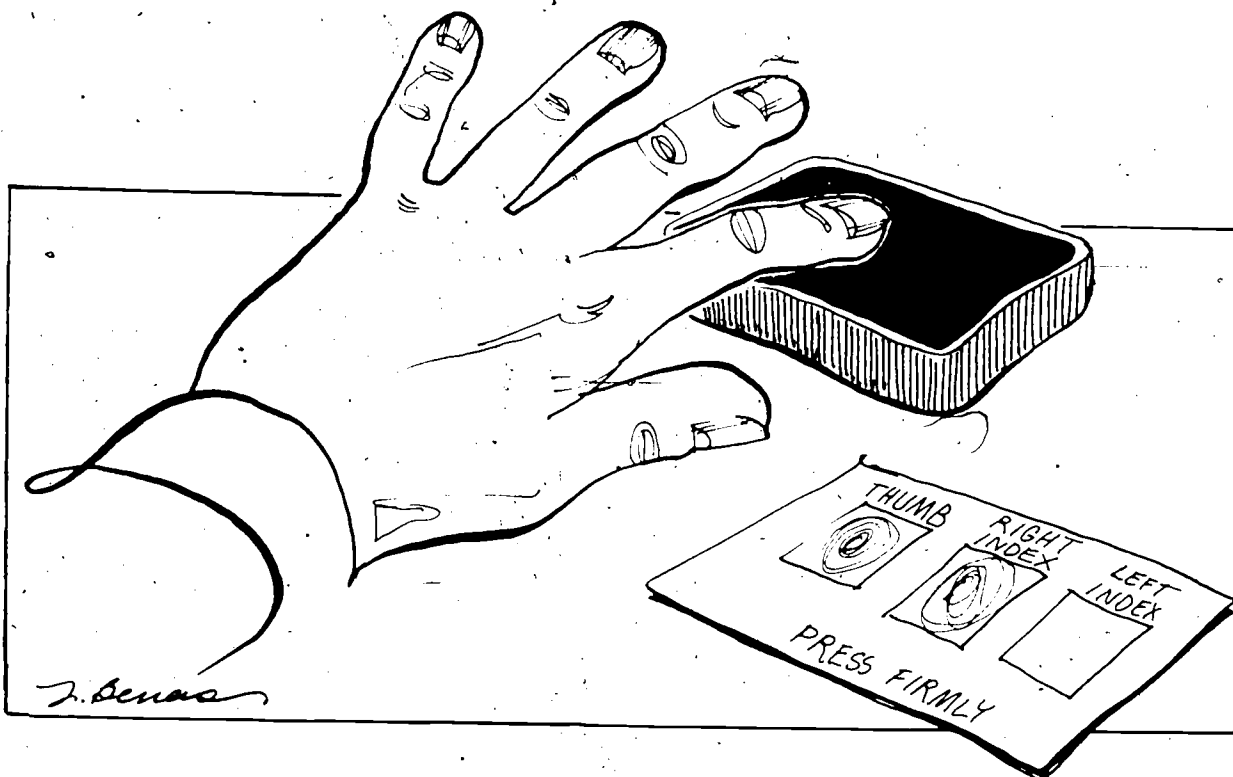
**Voice:** Fine. If you'll give me your address, I'll mail an application form and a card for your fingerprints.

**Mr. Sieber:** What should I do after I have filled out the application?

**Voice:** You have to go to a police station or to the Immigration and Naturalization Service and have your fingerprints stamped on the card.

**Mr. Sieber:** Then do I bring the application and fingerprint card to the Immigration Office?

**Voice:** Yes. You can either bring them to the office, or you can mail them. You also need three photographs of yourself.



## DIALOG 2: THE CITIZENSHIP EXAMINATION

Mr. Sieber is talking to Miss Jones at the Immigration Office. He wants to find out about the citizenship examination.

**Mr. Sieber:** I think that I'm ready to take the citizenship examination. Where should I go to take it?

**Miss Jones:** The naturalization court is right in the building.

**Mr. Sieber:** Do I have to bring anybody with me?

**Miss Jones:** Yes. You have to bring two witnesses. They must be American citizens who know you very well.

**Mr. Sieber:** What kind of questions will the examiner ask?

**Miss Jones:** The examiner will ask you many questions about yourself and about the things that you have learned in your citizenship classes.

**Mr. Sieber:** Will the examiner also ask the witnesses questions?

**Miss Jones:** Yes. The examiner will ask them many questions about you.


**Mr. Sieber:** What kinds of questions will the examiner ask my witnesses?

**Miss Jones:** The examiner will ask them where you live, whether you are a good, honest person, and what you think about the United States Government.

**Mr. Sieber:** Does it cost any money to become a citizen?

**Miss Jones:** Yes. There's only one fee. When you come to the naturalization court for your examination you pay the court clerk \$25.00.

**Mr. Sieber:** Thank you for your help.



### DIALOG 3: AFTER YOU PASS THE EXAMINATION

At least 30 days after the naturalization examination, Mr. Sieber will have a final court hearing. Miss Jones is explaining what will happen at the hearing.

**Mr. Sieber:** I just got a letter that says that I should come for my final hearing. Does that mean that I have to see the judge in the naturalization court?

**Miss Jones:** Yes. The judge will decide on whether or not you can become a citizen of the United States.

**Mr. Sieber:** Oh, no! Is the judge going to ask me more questions?

**Miss Jones:** No. Usually, he or she doesn't ask you any questions. The examiner already tested you, and told the judge whether or not you are qualified.

**Mr. Sieber:** If the judge says that I'm qualified, then what happens?


**Miss Jones:** He or she will ask you to take an oath of allegiance to the United States. You must promise to obey the laws of the country and to help your new country.\*

**Mr. Sieber:** Will I still be a citizen of Germany?

**Miss Jones:** No. Soon you will be an American citizen. Congratulations!

**Mr. Sieber:** Thank you.

\* Naturalized citizens fight in the United States Armed Forces if they are needed when there is a war.



### COMPREHENSION QUESTIONS

1. What do you have to bring when you go to take the citizenship examination?
2. Who decides whether you can become a citizen?
3. What do you have to promise to do?
4. Do naturalized citizens have to fight for the United States if there is a war?

### MINI-DIALOG

Mr. Berger has just finished reading about what he will have to do to apply for American citizenship. He still has some questions. He is asking his English teacher about the things he does not understand.

**Mr. Berger:** If a man becomes a United States citizen, does his wife become a citizen at the same time?

**Mr. Smith:** No, his wife has to apply for citizenship, too.

\* \* \* \* \*



Mr. Berger: If a woman is married to a United States citizen, does she become a citizen, too?

Mr. Smith: No, she has to apply for citizenship.

Mr. Berger: Does she have to live in the United States for five years before she can apply?

Mr. Smith: No, if her husband is a citizen, and if she is living with him, she has to live in the country for only three years.

Mr. Berger: If a baby is born in the United States, is it a citizen of the United States?

Mr. Smith: Yes.

\* \* \* \* \*

Mr. Berger: Do I have to become a United States citizen?

Mr. Smith: No, only if you want to, and if you are qualified.


\* \* \* \* \*

Mr. Berger: Do I have to live in the United States for five years before I can apply for citizenship? What if I want to go on a trip for a few weeks?

Mr. Smith: You can leave the country for a short trip. It has to be for less than a year.

Mr. Berger: How many times can I leave the country during the five years?

Mr. Smith: When you count all the days that you were out of the country, it has to be less than 30 months.



Mr. Berger: Are there any books I can read which will help me apply for citizenship?

Mr. Smith: There are three books that you will be told to read. They are:

*Our American Way of Life-Book 1*

*Our United States-Book 2*

*Our Government-Book 3*

They are a group of books called *Federal Textbooks on Citizenship, Becoming a Citizen Series*. They come from the United States Government Printing Office in Washington, D.C.

Mr. Berger: Where can I get them?

Mr. Smith: Every public library has them. Ask the librarian for the citizenship books, and he or she will get them for you.

\* \* \* \* \*

Mr. Berger: What can I do to get ready for the citizenship examination?

Mr. Smith: Many adult education schools have classes for people who want to take the citizenship examination. Ask an American friend to help you find out where you can go for help.

Mr. Berger: Do citizenship classes cost anything?

Mr. Smith: No, they're free. If you are in a citizenship class, the citizenship books are also free.



**Mr. Berger:** Does a child, adopted by parents who are American citizens, automatically become a citizen?

**Mr. Smith:** No, not automatically.

**Mr. Berger:** How does a child under 18 years of age become a citizen?

**Mr. Smith:** There are so many rules about this that anyone who has a question should call the Immigration and Naturalization Service.

\* \* \* \* \*

**Mr. Berger:** Are there any booklets that I can read that explain the rules about becoming a citizen?

**Mr. Smith:** Yes. The Immigration and Naturalization Service will send you a booklet called, *Naturalization Requirements and General Information*.

### COMPREHENSION QUESTIONS

1. If a man becomes a United States citizen, does his wife automatically become a citizen, too?
2. If a woman marries an U.S. citizen, does she automatically become a citizen?
3. Does a baby born in the U.S. automatically become a U.S. citizen?
4. Are you allowed to leave the U.S. during the five-year waiting time before you become a citizen?
5. What books can help you to learn about the United States?
6. Do you have to pay any money to become a U.S. citizen?
7. Do you have to pay any money for citizenship classes?
8. Does a child who is adopted by U.S. citizens, automatically become a citizen?
9. How can you get more information on becoming a U.S. citizen?
10. If you call the United States Immigration and Naturalization Service, will somebody answer your questions about becoming a citizen?

**MICROCONVERSATION 1: Practice these conversations with another student.**

**Student A:** Why is it important to become a United States citizen?

**Student B:** A citizen can vote.  
can run for a public office.  
can be on a jury.  
can have certain jobs that other people can't have.  
does not have to fill out an alien-address card each year.

**MICROCONVERSATION 2**

**Student A:** I would like to become a United States citizen.

**Student B:** Good. First, I must ask you some questions.  
if you are 18, or older.  
if you can read, write and speak simple English.  
if you can sign your name in English.  
if you have been living in the U.S. for the past five years.  
if.....

(student response)

**MICROCONVERSATION 3**

**Student A:** How do I apply for United States citizenship?

**Student B:** You have to fill out an application form.  
have your fingerprints stamped on the card.  
get three photographs of yourself.

**MICROCONVERSATION 4**

**Student A:** What do I have to bring when I take the examination?

**Student B:** You must bring two witnesses who know you very well.  
\$25.00.

**POINTS FOR DISCUSSION**

1. Would you like to become a United States citizen? Do you think it is important?
2. Do you think that the United States makes it very difficult for people to become citizens?
3. How would you decide which people are qualified, and which people aren't qualified to become citizens?
4. How do you feel about being asked to give up your allegiance to your country in order to become a United States citizen?
5. How do you feel about being fingerprinted? Why do you think the government asks people who want to become citizens to do that?

Practice filling out the application. If you want to see your fingerprints, ask your teacher to show you how to do it.

**BIOGRAPHIC  
INFORMATION**

(Family name)		(First name)	(Middle name)	<input type="checkbox"/> MALE <input checked="" type="checkbox"/> FEMALE	BIRTHDATE (Mo.-Day-Yr.)	NATIONALITY	ALIEN REGISTRATION NO. (if any)	
ALL OTHER NAMES USED (including names by previous marriages)				CITY AND COUNTRY OF BIRTH		SOCIAL SECURITY NO. (if any)		
FATHER		FAMILY NAME	FIRST NAME	DATE, CITY AND COUNTRY OF BIRTH (if known)		CITY AND COUNTRY OF RESIDENCE		
MOTHER (Maiden name)								
HUSBAND (if none, so state) OR WIFE	FAMILY NAME (For wife, give maiden name)	FIRST NAME	BIRTHDATE	CITY & COUNTRY OF BIRTH	DATE OF MARRIAGE	PLACE OF MARRIAGE		
FORMER HUSBANDS OR WIVES (if none, so state)								
FAMILY NAME (For wife, give maiden name)	FIRST NAME	BIRTHDATE	DATE AND PLACE OF MARRIAGE		DATE AND PLACE OF TERMINATION OF MARRIAGE			
APPLICANT'S RESIDENCE LAST FIVE YEARS. LIST PRESENT ADDRESS FIRST.								
STREET AND NUMBER				CITY	PROVINCE OR STATE	COUNTRY	FROM MONTH YEAR TO MONTH YEAR PRESENT TIME	
APPLICANT'S LAST ADDRESS OUTSIDE THE UNITED STATES OF MORE THAN ONE YEAR.								
STREET AND NUMBER				CITY	PROVINCE OR STATE	COUNTRY	FROM MONTH YEAR TO MONTH YEAR PRESENT TIME	
APPLICANT'S EMPLOYMENT LAST FIVE YEARS. (IF NONE, SO STATE.) LIST PRESENT EMPLOYMENT FIRST.								
FULL NAME AND ADDRESS OF EMPLOYER				OCCUPATION (Specify)		FROM MONTH YEAR TO MONTH YEAR PRESENT TIME		
<i>Show below last occupation abroad if not shown above. (Include all information requested above.)</i>								
THIS FORM IS SUBMITTED IN CONNECTION WITH APPLICATION FOR: <input type="checkbox"/> NATURALIZATION <input type="checkbox"/> OTHER (SPECIFY) <input type="checkbox"/> ADJUSTMENT OF STATUS				SIGNATURE OF APPLICANT OR PETITIONER				DATE
Are all copies legible? <input type="checkbox"/> Yes				IF YOUR NATIVE ALPHABET IS IN OTHER THAN ROMAN LETTERS, WRITE YOUR NAME IN YOUR NATIVE ALPHABET IN THIS SPACE:				

PENALTIES: SEVERE PENALTIES ARE PROVIDED BY LAW FOR KNOWINGLY AND WILLFULLY FALSIFYING OR CONCEALING A MATERIAL FACT.

**APPLICANT:**

**BE SURE TO PUT YOUR NAME AND ALIEN REGISTRATION NUMBER IN THE BOX OUTLINED BY HEAVY BORDER BELOW.**

COMPLETE THIS BOX (Family name)		(Given name)	(Middle name)	(Alien registration number)
(OTHER AGENCY USE)			INS USE (Office of Origin)	
			OFFICE CODE: TYPE OF CASE: DATE:	
(1) Ident.				