

DOCUMENT RESUME

ED 192 641

HE 013 062

TITLE University of Louisville Fact Book, Fall 1979.  
 INSTITUTION Louisville Univ., Ky.  
 PUB DATE 79  
 NOTE 61p.

EDRS PRICE MF01/PC03 Plus Postage.

DESCRIPTORS Administration; Alumni; Annual Reports; College  
 Faculty; College Planning; College Students;  
 Educational Finance; Enrollment; Extracurricular  
 Activities; Federal Aid; Higher Education;  
 \*Institutional Characteristics; Institutional  
 Research; School Publications; School Statistics;  
 \*Universities; Yearbooks

IDENTIFIERS \*University of Louisville KY

ABSTRACT

The second edition of the University of Louisville Fact Book provides for government, professional, and proprietary agencies an analyses of all aspects of the university. Areas include: general information that examines the history, mission, location, and size of the university; administration; degrees; students; faculty; staff; budget; grants and contracts; physical facilities; and libraries. Graphs and tables represent information on areas such as degrees awarded in 1978-1979, part-time student enrollment, distribution of budget dollar, assignable building space, and university library holdings. Highlights reported include: fall 1979 enrollment at the University of Louisville was 19,155; 56 percent of students are full-time, and 44 percent are part-time; between 1976 and 1979 the total numbers of degrees awarded at the university increased by 13.5 percent; the university received \$1.2 million from private sources in 1979; federal support for the university increased last year to over eight million dollars; and more than \$190,900,000 is committed to construction and renovation projects in progress. This fact book was an award winner at the 1980 Annual Forum of the Association for Institutional Research. (LC)

\*\*\*\*\*  
 \* Reproductions supplied by EDRS are the best that can be made \*  
 \* from the original document. \*  
 \*\*\*\*\*

ED192641

# University of Louisville

# FACT BOOK

## Fall 1979

"PERMISSION TO REPRODUCE THIS MATERIAL HAS BEEN GRANTED BY  
Univ of Louisville  
TO THE EDUCATIONAL RESOURCES INFORMATION CENTER (ERIC)."

U.S. DEPARTMENT OF HEALTH, EDUCATION & WELFARE  
NATIONAL INSTITUTE OF EDUCATION

THIS DOCUMENT HAS BEEN REPRODUCED EXACTLY AS RECEIVED FROM THE PERSON OR ORGANIZATION ORIGINATING IT. POINTS OF VIEW OR OPINIONS STATED DO NOT NECESSARILY REPRESENT OFFICIAL NATIONAL INSTITUTE OF EDUCATION POSITION OR POLICY

Office of Institutional Research  
and Analytical Studies

Report No. 9

January 1980

A/E 013062



UNIVERSITY OF LOUISVILLE  
LOUISVILLE, KENTUCKY 40208

INSTITUTIONAL RESEARCH  
ANALYTICAL STUDIES

BELKNAP CAMPUS

PREFACE

The Office of Institutional Research prepares or reviews most surveys and reports about the University of Louisville for government, professional, and proprietary agencies. It provides analyses of all aspects of the University for the use of its managers and planners. Such reports and analyses treat specific aspects of the University, but no single report provides a general perspective on the total University. This Fact Book is designed to provide a single convenient source of basic factual information on a variety of subjects of interest to the University community.

This second edition of the Fact Book has been expanded significantly; it contains more historical data to provide perspective on the current year and many tables have been presented in greater detail to provide intramural perspective among the many units which comprise the University of Louisville.

Assembly of the material presented here involves many judgments as to inclusion, exclusion and form of presentation. Suggestions as to additions or modifications will be welcome. If more detailed information is needed on the material presented, please contact the Office of Institutional Research or the source indicated.

Sincere appreciation is due to all who contributed to this effort, especially to Kathleen M. Mounce for editorial supervision and to Dala Utley and Jackie Harned for graphics and typing.

Stuart L. Rich  
Director

January, 1980

# TABLE OF CONTENTS

GENERAL INFORMATION.....	1-4
ADMINISTRATION.....	5-12
DEGREES.....	13
HIGHLIGHTS.....	15
DEGREES OFFERED AT THE UNIVERSITY OF LOUISVILLE.....	16
DEGREES AWARDED BY SCHOOL, 1978-1979.....	17
DEGREES AWARDED, 1975-1979.....	18
DEGREES AWARDED BY SEX AND MINORITY STATUS, 1975-1979...	19
STUDENTS.....	21
HIGHLIGHTS.....	23
ENROLLMENT BY STUDENT LEVEL, FALL 1979.....	24
ENROLLMENT BY STUDENT LEVEL, 1975-1979.....	25
FULL-TIME, PART-TIME AND FTE ENROLLMENT, FALL 1979.....	26
FULL-TIME, PART-TIME AND FTE ENROLLMENT, 1975-1979.....	27
ENROLLMENT BY SEX AND MINORITY STATUS, FALL 1979.....	28
ENROLLMENT BY SEX AND MINORITY STATUS, 1975-1979.....	29
MOST FREQUENTLY DECLARED MAJORS, 1977-1979.....	30
FACULTY.....	31
HIGHLIGHTS.....	33
FACULTY PROFILE.....	34
DISTRIBUTION OF FULL-TIME FACULTY BY RANK, 1975-1979....	35
DISTRIBUTION OF TENURE AMONG FULL-TIME FACULTY, 1975-1979.....	36
DISTRIBUTION OF TENURE STATUS BY SCHOOL FOR FULL-TIME FACULTY, FALL 1979.....	37
AVERAGE FACULTY SALARIES, FALL 1975-1979.....	38
HIGHEST EARNED DEGREE OF FULL-TIME FACULTY, FALL 1979...	39
LOCATION OF INSTITUTIONS CONFERRING HIGHEST DEGREE TO FULL-TIME FACULTY, FALL 1979.....	40

---

## Table of Contents

STAFF.....	41
HIGHLIGHTS.....	43
DISTRIBUTION OF FACULTY AND STAFF BY JOB CATEGORY.....	44
DISTRIBUTION OF SUPPORT STAFF BY FUNCTION.....	45
BUDGET.....	47
HIGHLIGHTS.....	49
BUDGET, 1979-1980.....	50
DISTRIBUTION OF BUDGET DOLLAR, 1979-1980.....	51
TOTAL CURRENT REVENUE, 1975-1979.....	52
GRANTS AND CONTRACTS.....	53
HIGHLIGHTS.....	55
GRANTS AND CONTRACTS, 1975-1979.....	56
GRANTS AND CONTRACTS BY SCHOOL, 1978-1979.....	57
GRANTS AND CONTRACTS BY FUNDING SOURCE, 1978-1979.....	58
PHYSICAL FACILITIES.....	59
HIGHLIGHTS.....	61
ASSIGNABLE BUILDING SPACE, FALL 1979.....	62
NEW CONSTRUCTION AND RENOVATION, FALL 1979.....	63
LIBRARIES.....	65
HIGHLIGHTS.....	67
UNIVERSITY LIBRARY HOLDINGS.....	68
CIRCULATION AND INTERLIBRARY LOAN, 1976-1979.....	69

---

GENERAL  
INFORMATION

## GENERAL INFORMATION

**MISSION:** "THE UNIVERSITY OF LOUISVILLE SHALL BE A MAJOR STATE UNIVERSITY LOCATED IN THE COMMONWEALTH'S LARGEST URBAN AREA AND SHALL MEET THE EDUCATIONAL, RESEARCH, AND SERVICE NEEDS OF ITS METROPOLITAN AREA WITH A BROAD RANGE OF PROGRAMS..." (COUNCIL ON HIGHER EDUCATION, JULY, 1977.)

**SIZE:** WITH AN ENROLLMENT OF 19,155, U OF L IS KENTUCKY'S SECOND LARGEST AND FASTEST GROWING INSTITUTION OF HIGHER EDUCATION.

**LOCATION:** U OF L IS LOCATED IN KENTUCKY'S LARGEST CITY. THE LOUISVILLE METROPOLITAN AREA, INCLUDING JEFFERSON, BULLITT AND OLDHAM COUNTIES IN KENTUCKY, AND CLARK AND FLOYD COUNTIES IN INDIANA, ENCOMPASSES 1,392 SQUARE MILES AND HAS A POPULATION OF 932,000.

**HISTORY:** THE UNIVERSITY TRACES ITS ORIGINS TO 1798 WHEN THE STATE LEGISLATURE ENDOWED FIVE KENTUCKY ACADEMIES WITH PUBLIC LANDS, AMONG THEM JEFFERSON SEMINARY IN LOUISVILLE. THE SEMINARY CLOSED IN 1829 AND A PORTION OF ITS PROPERTY WAS SET ASIDE BY THE GENERAL ASSEMBLY TO ESTABLISH ANOTHER SCHOOL. A SECOND SCHOOL, THE LOUISVILLE COLLEGIATE INSTITUTE (LATER CALLED LOUISVILLE COLLEGE) WAS OPENED AT THE SAME LOCATION IN 1837. THAT SAME YEAR, THE LOUISVILLE MEDICAL INSTITUTE ALSO BEGAN TO OFFER CLASSES. IN 1846, A NEW STATE CHARTER WAS ISSUED, MERGING THE MEDICAL INSTITUTE WITH LOUISVILLE COLLEGE TO FORM THE UNIVERSITY OF LOUISVILLE. IN 1970, THE UNIVERSITY ENTERED THE STATE SYSTEM.

## General Information

**CAMPUSES:** THE UNIVERSITY IS LOCATED ON FOUR CAMPUSES: THE 140-ACRE BELKNAP CAMPUS IS THREE MILES FROM DOWNTOWN LOUISVILLE AND HOUSES NINE OF THE UNIVERSITY'S FOURTEEN SCHOOLS AND DIVISIONS; THE HEALTH SCIENCES CENTER IS SITUATED IN DOWNTOWN LOUISVILLE'S MEDICAL COMPLEX AND HOUSES THE UNIVERSITY'S HEALTH RELATED PROGRAMS AND THE SOON-TO-BE COMPLETED UNIVERSITY HOSPITAL; THE SCHOOL OF MUSIC, NATIONAL CRIME PREVENTION INSTITUTE AND INSTITUTE OF COMMUNITY DEVELOPMENT ARE LOCATED ON THE 238-ACRE SHELBY CAMPUS IN EASTERN JEFFERSON COUNTY; AND THE GEORGIAN REVIVAL MANSION, GARDENCOURT, LOCATED NEAR CHEROKEE PARK, IS THE HEADQUARTERS FOR KENTUCKIANA METRO-UNIVERSITY AND THE UNIVERSITY'S URBAN STUDIES CENTER.

**SCHOOLS:** DEGREES AT THE UNIVERSITY ARE CONFERRED THROUGH ITS FOURTEEN SCHOOLS, COLLEGES AND DIVISIONS:

COLLEGE OF ARTS AND SCIENCES	(ESTABLISHED 1798)
SCHOOL OF MEDICINE	(ESTABLISHED 1837)
SCHOOL OF LAW	(ESTABLISHED 1846)
SCHOOL OF DENTISTRY	(ESTABLISHED 1887)
GRADUATE SCHOOL	(ESTABLISHED 1915)
SPEED SCIENTIFIC SCHOOL	(ESTABLISHED 1925)
UNIVERSITY COLLEGE	(ESTABLISHED 1928)
SCHOOL OF MUSIC	(ESTABLISHED 1932)
KENT SCHOOL OF SOCIAL WORK	(ESTABLISHED 1936)
SCHOOL OF BUSINESS	(ESTABLISHED 1953)
SCHOOL OF EDUCATION	(ESTABLISHED 1968)
SCHOOL OF JUSTICE ADMINISTRATION	(ESTABLISHED 1969)
DIVISION OF ALLIED HEALTH	(ESTABLISHED 1977)
SCHOOL OF NURSING	(ESTABLISHED 1979)



---

# ADMINISTRATION

---

---

BOARD OF TRUSTEES

---

Mr. A. WALLACE GRAFTON, JR. - CHAIRMAN  
Mr. NORBERT L. BLUME  
Mr. ROBERT E. CATO  
Mr. GENE P. GARDNER  
Mr. JOHN GARDNER  
Mr. MICHAEL D. HELTON  
Mr. DAVID A. JONES  
Dr. RUDOLPH W. KEELING  
Mr. SAMUEL H. KLEIN

Dr. J. HERMAN MAHAFFEY  
Mr. W. SCOTT MILLER, JR.  
Mr. WOODFORD R. PORTER  
Mrs. MARY D. RUDD  
Mrs. RUTH S. RYAN  
Mr. WILLIAM E. SCENT  
Dr. MARY-K. TACHAU  
Mr. C. WAITMAN TAYLOR, JR.

ADMINISTRATORS

PRESIDENT'S OFFICE

PRESIDENT  
EXECUTIVE VICE PRESIDENT  
ASSISTANT TO THE PRESIDENT, AND DIRECTOR OF WASHINGTON OFFICE  
ASSISTANT TO THE PRESIDENT  
UNIVERSITY COUNSEL  
ASSISTANT UNIVERSITY COUNSEL (OPERATIONS)  
DIRECTOR OF KENTUCKIANA METROVERSITY  
EXECUTIVE DIRECTOR OF KENTUCKY CENTER FOR THE ARTS

Dr. JAMES G. MILLER  
Dr. WILLIAM F. EKSTROM  
MISS CAROL L. MILLER  
Mr. RONALD R. VAN STOCKUM  
Mr. DAVID L. BAKER  
Mr. JOHN E. HEER, III  
Dr. JOHN H. FORD  
Mr. MARLOW G. BURT

ACADEMIC AFFAIRS

VICE PRESIDENT

ASSOCIATE VICE PRESIDENT  
ASSISTANT VICE PRESIDENT ACADEMIC PROGRAMS AND MEDIA  
ASSISTANT VICE PRESIDENT MINORITY AFFAIRS  
ASSISTANT VICE PRESIDENT FACULTY PERSONNEL AND INSTITUTIONAL RESEARCH  
DIRECTOR OF ACADEMIC SERVICES AND REGISTRAR  
DIRECTOR OF SPONSORED PROGRAMS  
DIRECTOR OF INTERNATIONAL CENTER  
DIRECTOR OF URBAN STUDIES CENTER

Dr. HERBERT GARFINKEL  
Dr. THOMAS H. CRAWFORD  
Dr. ROBERT E. HOYE  
Dr. JOSEPH H. McMILLAN  
Dr. ROGER E. MILLS  
Mr. W. GARY MORRISON  
Dr. JOHN W. BROWN  
Dr. JAMES A. VAN FLEET  
Mr. J. DOUGLAS NUNN

FINANCIAL AFFAIRS

VICE PRESIDENT  
ASSOCIATE VICE PRESIDENT  
ASSISTANT VICE PRESIDENT FOR FINANCE  
ASSISTANT VICE PRESIDENT FOR BUDGET PLANNING  
ASSISTANT VICE PRESIDENT FOR PURCHASING

Mr. NORBERT F. ELBERT  
Mr. R. WILLIAM FLATT  
Mr. PAUL O. KINNEY  
Mr. LARRY M. MEHLBAUER  
Mr. R. EDWARD TODD

HEALTH AFFAIRS

VICE PRESIDENT

ASSISTANT VICE PRESIDENT  
ASSISTANT VICE PRESIDENT  
ASSISTANT VICE PRESIDENT COMMUNITY AND REGIONAL HEALTH CARE PROGRAMS  
ASSISTANT VICE PRESIDENT PLANNING AND DEVELOPMENT  
ASSISTANT VICE PRESIDENT ACADEMIC PROGRAMS

DR. HAROLD E. BOYER  
MR. DONALD A. CRAMP  
VACANT  
DR. WILLIAM P. VONDERHAAR  
VACANT  
VACANT

STUDENT AFFAIRS

VICE PRESIDENT

ASSISTANT VICE PRESIDENT STUDENT LIFE  
ASSISTANT VICE PRESIDENT STUDENT DEVELOPMENT  
DIRECTOR OF ADMISSIONS  
DIRECTOR OF FINANCIAL AID

DR. EDWARD H. HAMMOND  
MR. HAROLD L. ADAMS  
DR. DALE T. ADAMS  
MR. RAY A. STINES  
MR. G. BLAKELY TANNER

UNIVERSITY RELATIONS

VICE PRESIDENT

ASSISTANT VICE PRESIDENT DEVELOPMENT PROGRAMS  
DIRECTOR OF ALUMNI SERVICES  
DIRECTOR OF ATHLETICS  
DIRECTOR OF PUBLIC INFORMATION  
DIRECTOR OF SUPPORT SERVICES

MR. STEVEN B. BING  
MR. W. MICHAEL CHERTOK  
MR. RODNEY WILLIAMS, JR.  
DR. HOWARD R. HOHMAN  
MR. LAWRENCE C. FALK  
DR. W. DAVID STRAIT

ADMINISTRATION

ASSISTANT EXECUTIVE VICE PRESIDENT  
DIRECTOR OF AFFIRMATIVE ACTION  
DIRECTOR OF FACILITIES MANAGEMENT  
DIRECTOR OF UNIVERSITY COMPUTING ACTIVITIES  
DIRECTOR OF UNIVERSITY PERSONNEL SERVICES

DR. LEO B. JENKINS, JR.  
DR. MACARTHUR DARBY  
MR. DAVID H. LEE  
MR. ALFRED T. CHEN  
MR. WILLIAM D. POORE

OPERATIONS

ASSISTANT EXECUTIVE VICE PRESIDENT  
DIRECTOR OF PHYSICAL PLANT  
DIRECTOR OF COMMUNICATIONS  
DIRECTOR OF PUBLIC SAFETY

MR. WILLIAM R. DAVIDSON  
MR. EDWARD A. DUSCH  
MR. KENNETH A. LINDSEY  
MR. DANIEL P. KELLER

PLANNING

ASSISTANT EXECUTIVE VICE PRESIDENT  
DIRECTOR OF INSTITUTIONAL RESEARCH  
FACULTY FELLOW FOR INSTITUTIONAL PLANNING

DR. MARTIN R. BARON  
MR. STUART L. RICH  
DR. EDWARD J. HAYES

DEANS AND DEPARTMENT CHAIRMEN

DIVISION OF ALLIED HEALTH

~~DIRECTOR OF ALLIED HEALTH SCIENCES EDUCATION~~

DR. RICHARD H. SWIGART

COLLEGE OF ARTS AND SCIENCES

DEAN

ASSOCIATE DEAN BUDGET AND PERSONNEL

ASSOCIATE DEAN PLANNING AND DEVELOPMENT

ASSOCIATE DEAN CURRICULUM

ASSISTANT DEAN

DR. LOIS S. CRONHOLM

DR. JOHN C. BIRKIMER

DR. DENNIS R. HALL

MRS. POLLYANNA B. WOOD

VACANT

HUMANITIES DIVISION

DR. ROBERT H. MILLER

ENGLISH

DR. THOMAS A. VAN

FINE ARTS

MR. DONALD R. ANDERSON

MODERN LANGUAGES

MR. DAVID R. HERSHBERG

PHILOSOPHY

DR. MELVIN E. GREER

THEATRE ARTS AND SPEECH

DR. ALBERT J. HARRIS

NATURAL SCIENCES DIVISION

DR. ROGER H. GEESLIN

AEROSPACE SCIENCE

COLONEL THOMAS E. SCHWIETZ

BIOLOGY

DR. BURT L. MONROE, JR.

CHEMISTRY

DR. K. GRANT TAYLOR

GEOLOGY

DR. JAMES E. CONKIN (ACTING)

HEALTH, PHYSICAL EDUCATION AND RECREATION

MR. CLARK F. WOOD

HOME ECONOMICS

MR. CLARK F. WOOD (ACTING)

MATHEMATICS

DR. W. WILEY WILLIAMS

PHYSICS

DR. P. J. OUSEPH

SOCIAL SCIENCES DIVISION

DR. JOEL H. GOLDSTEIN

ANTHROPOLOGY

DR. EDWIN S. SEGAL

GEOGRAPHY

DR. A. WILLIAM DAKAN

HISTORY

DR. JAMES R. MORRILL, III

PAN-AFRICAN STUDIES

DR. JAMES R. MORRILL, III  
(ACTING)

POLITICAL SCIENCE

DR. PHILIP G. LAEMMLE

PSYCHOLOGY

DR. IRWIN D. NAHINSKY

RELIGIOUS STUDIES

DR. JAMES A. MASSEY

SOCIOLOGY

DR. JON H. RIEGER

SCHOOL OF BUSINESS

DEAN

DR. WILLIAM H. PETERS

ASSOCIATE DEAN

MR. LOUIS A. GRIEF

ASSISTANT DEAN

MS. JANE GOLDSTEIN

ACCOUNTING AND COMMERCIAL LAW

DR. ARCHIE W. FAIRCLOTH

ECONOMICS AND FINANCE

DR. JOHN F. MEAD

MANAGEMENT

MR. MICHAEL R. CARRELL

MARKETING AND BUSINESS STATISTICS

DR. STUART VAN AUKEN

SCHOOL OF DENTISTRY

DEAN  
ASSISTANT DEAN CLINICAL AFFAIRS  
ASSISTANT DEAN ACADEMIC AFFAIRS

COMMUNITY DENTISTRY  
ENDODONTICS  
ORAL BIOLOGY  
ORAL DIAGNOSIS/ORAL MEDICINE  
ORAL PATHOLOGY  
ORAL AND MAXILLOFACIAL SURGERY  
ORTHODONTICS  
PEDODONTICS  
PERIODONTICS  
PROSTHODONTICS  
RESTORATIVE DENTISTRY

DIRECTOR OF DENTAL ASSISTING EDUCATION  
DIRECTOR OF DENTAL HYGIENE EDUCATION

SCHOOL OF EDUCATION

DEAN  
ASSOCIATE DEAN  
GRADUATE ASSOCIATE DEAN

ADMINISTRATION AND HIGHER EDUCATION  
EARLY AND MIDDLE CHILDHOOD EDUCATION  
EDUCATIONAL PSYCHOLOGY AND COUNSELING  
FOUNDATIONS OF EDUCATION  
OCCUPATIONAL AND CAREER EDUCATION  
SECONDARY EDUCATION  
SPECIAL EDUCATION

GRADUATE SCHOOL

DEAN  
ASSOCIATE DEAN  
ASSOCIATE DEAN  
ASSOCIATE DEAN  
ASSOCIATE DEAN

SCHOOL OF JUSTICE ADMINISTRATION

DEAN  
ASSISTANT DEAN

DR. FREDERICK M. PARKINS  
DR. WOOD E. CURRENS  
DR. ARTHUR VAN STEWART

DR. EDWARD B. GERNERT (ACTING)  
DR. ROBERT W. MENDEL  
DR. RICHARD P. SUDDICK  
DR. NORBERT J. BURZYNSKI  
DR. MARK L. BERNSTEIN (ACTING)  
DR. LEON D. FIEDLER  
DR. MLADEN M. KUFTINEC  
DR. JIMMY R. PINKHAM  
DR. MARK ZIGORIS  
DR. HUBERT FIELDS, JR.  
DR. ARLON G. PODSHADLEY

MRS. DARLENE E. NOVAK  
MS. BARBARA J. SCHNURR

DR. RAPHAEL O. NYSTRAND  
DR. THOMAS S. JEFFRIES  
DR. DAVID KAPEL

DR. FRANCIS C. THIEMANN  
DR. STANLEY I. MOUR (ACTING)  
DR. WILLIAM F. KELLY  
DR. GORDON C. RUSCOE  
DR. G. KEITH BAYNE  
DR. JACK C. MORGAN  
DR. ANN O. NETICK

DR. X. JOSEPH MUSACCHIA  
VACANT  
DR. JOHN W. BROWN  
DR. RANDALL L. HOLDEN  
DR. PAUL D. JONES

MR. JOHN C. KLOTTER  
DR. RICHARD R. STEVENS

KENT SCHOOL OF SOCIAL WORK

DEAN  
ASSOCIATE DEAN  
ASSISTANT DEAN

DR. ROGER M. LIND  
MR. SAMMIE L. NEAL  
MR. GEORGE R. STOCK

SCHOOL OF LAW

DEAN  
ASSOCIATE DEAN  
ASSOCIATE DEAN

DR. HAROLD G. WREN  
DR. NORVIE L. LAY  
MR. STEVEN R. SMITH

SCHOOL OF MEDICINE

DEAN  
ASSOCIATE DEAN  
ASSOCIATE DEAN ACADEMIC ADMINISTRATION  
ASSOCIATE DEAN ADMISSIONS  
ASSOCIATE DEAN CHILDREN'S HOSPITAL AFFAIRS  
ASSOCIATE DEAN CLINICAL AFFAIRS  
ASSOCIATE DEAN CURRICULAR AFFAIRS  
ASSOCIATE DEAN VETERANS' AFFAIRS  
ASSISTANT DEAN STUDENT AFFAIRS  
ASSISTANT DEAN BUSINESS AFFAIRS  
ASSISTANT DEAN CONTINUING EDUCATION

DR. ARTHUR H. KEENEY  
DR. WILLIAM H. ANDERSON  
DR. HUGH C. WILLIAMS  
DR. JAMES SEYMOUR  
DR. DONALD R. KMETZ  
DR. HUGH C. WILLIAMS (ACTING)  
DR. THOMAS B. CALHOON  
DR. ROBERT D. LINDEMAN  
DR. MARY A. HILTON  
MR. HUGH B. COX  
MR. GERALD D. SWIM

ANATOMY  
ANESTHESIOLOGY  
BIOCHEMISTRY  
COMMUNITY HEALTH  
EMERGENCY MEDICINE  
GENERAL/FAMILY PRACTICE  
MEDICINE  
MICROBIOLOGY AND IMMUNOLOGY  
NEUROLOGY  
OBSTETRICS AND GYNECOLOGY  
OPHTHALMOLOGY  
PATHOLOGY  
PEDIATRICS  
PHARMACOLOGY AND TOXICOLOGY  
PHYSIOLOGY AND BIOPHYSICS  
PSYCHIATRY AND BEHAVIORAL SCIENCES  
RADIOLOGY - DIAGNOSTIC  
RADIOLOGY - THERAPEUTIC  
SURGERY

DR. JAMES B. LONGLEY  
DR. GEORGE E. WEBB  
DR. JAMES L. WITTLIFF  
DR. RICHARD GREENBERG (ACTING)  
DR. DONALD M. THOMAS  
DR. JOHN C. WRIGHT, III  
DR. LEO J. HORAN  
DR. PINGHUI V. LIU (ACTING)  
DR. IRVING O. DEIN (ACTING)  
DR. THOMAS G. DAY (ACTING)  
DR. ALBERT M. POTTS  
DR. GEORGE R. SCHRODT  
DR. BILLY F. ANDREWS  
DR. WILLIAM J. WADDELL  
DR. THOMAS B. CALHOON  
DR. JOHN J. SCHWAB  
DR. GARY PETERSON (ACTING)  
DR. DANIEL A. TOBIN (ACTING)  
DR. HIRAM C. POLK

SCHOOL OF MUSIC

DEAN  
ASSOCIATE DEAN

MR. JERRY W. BALL  
DR. PAUL R. BRINK

SCHOOL OF NURSING

DEAN  
ASSISTANT DEAN CONTINUING EDUCATION  
ASSISTANT DEAN ASSOCIATE DEGREE PROGRAM  
ASSISTANT DEAN BACCALAUREATE PROGRAM

DR. VIRGINIA L. BARKER  
MRS. LINDA H. FREEMAN  
MRS. RUTH R. VOIGNIER  
DR. NORMA JEAN BOYD

SPEED SCIENTIFIC SCHOOL

DEAN  
ASSOCIATE DEAN ACADEMIC AFFAIRS  
ASSOCIATE DEAN PROFESSIONAL PROGRAMS  
ASSISTANT DEAN ADMINISTRATION

DR. HARRY C. SAXE  
DR. EARL R. GERHARD  
DR. JOHN E. HEER, JR.  
MR. SCHERRILL G. RUSSMAN

APPLIED MATHEMATICS AND COMPUTER SCIENCES  
CHEMICAL AND ENVIRONMENTAL ENGINEERING  
CIVIL ENGINEERING  
ELECTRICAL ENGINEERING  
ENGINEERING MANAGEMENT/INDUSTRIAL ENGINEERING  
MECHANICAL ENGINEERING

MR. ARTHUR M. RIEHL  
DR. WALDEN L. LAUKHUF (INTERIM)  
DR. EDMOND T. MILLER  
DR. DONALD J. SCHEER  
DR. MICKEY R. WILHELM (ACTING)  
DR. THOMAS E. MULLIN

UNIVERSITY COLLEGE

DEAN  
ASSOCIATE DEAN  
ASSISTANT DEAN

DR. WENDELL G. RAYBURN  
DR. BENJAMIN T. HARRISON  
MR. GEORGE C. CUNNINGHAM

UNIVERSITY HOSPITAL

EXECUTIVE DIRECTOR  
ASSOCIATE EXECUTIVE DIRECTOR OF FINANCE  
ASSOCIATE EXECUTIVE DIRECTOR OF PATIENT SERVICES  
ASSISTANT EXECUTIVE DIRECTOR OF SUPPORT SERVICES  
ASSISTANT EXECUTIVE DIRECTOR OF NURSING SERVICES  
ASSISTANT EXECUTIVE DIRECTOR  
DIRECTOR OF HOSPITAL ENGINEERING  
DIRECTOR OF HOSPITAL COMPUTER SERVICES  
DIRECTOR OF HOSPITAL PERSONNEL  
DIRECTOR OF OPERATIONS  
ADMINISTRATIVE ASSOCIATE

MR. DONALD A. CRAMP  
MR. DONALD H. BOYANOWSKI  
MR. M. MARC GOLDBERG  
MR. PHILLIP E. SOWA  
MS. E. SUE DINGER  
MR. GILBERT SALTER  
MR. BARTLEY MULLIN  
MR. WILLIAM VANDERHAAK  
MR. PAUL MESSICK  
MS. CONNIE SPARKS  
MR. HAROLD MARGUEIS

UNIVERSITY LIBRARIES

DEAN  
DIRECTOR OF UNIVERSITY ARCHIVES AND RECORDS

15

MR. JOHN T. DEMOS  
DR. WILLIAM J. MORISON

# DEGREES



## DEGREE HIGHLIGHTS

- IN 1979, 54% OF ALL DEGREES GRANTED AT THE UNIVERSITY WERE ASSOCIATE OR BACCALAUREATE DEGREES; 46% WERE GRADUATE OR PROFESSIONAL DEGREES.
- BETWEEN 1975 AND 1979, THE NUMBER OF ASSOCIATE DEGREES GRANTED INCREASED BY 76%; BACCALAUREATE DEGREES INCREASED BY 19%; MASTERS DEGREES BY 8%; AND DOCTORATES BY 30%.
- FROM 1976 TO 1979, THERE WAS A GRADUAL INCREASE IN THE PERCENTAGE OF DEGREES AWARDED TO WOMEN. THE PERCENTAGE OF DEGREES AWARDED TO MINORITY STUDENTS IS VIRTUALLY UNCHANGED.
- BETWEEN 1976 AND 1979 THE TOTAL NUMBER OF DEGREES AWARDED AT THE UNIVERSITY INCREASED BY 13.5%.

# DEGREES OFFERED AT THE UNIVERSITY OF LOUISVILLE

## ASSOCIATE DEGREES

- AA - ASSOCIATE OF ARTS
- AAS - ASSOCIATE OF APPLIED SCIENCE
- ASN - ASSOCIATE OF SCIENCE IN NURSING

## BACCALAUREATE DEGREES

- BA - BACHELOR OF ARTS
- BM - BACHELOR OF MUSIC
- BS - BACHELOR OF SCIENCE
- BAS - BACHELOR OF APPLIED SCIENCE
- BLS - BACHELOR OF LIBERAL STUDIES
- BSC - BACHELOR OF SCIENCE IN COMMERCE
- BSE - BACHELOR OF SCIENCE IN ECONOMICS
- BSN - BACHELOR OF SCIENCE IN NURSING

## MASTERS DEGREES

- MA - MASTER OF ARTS
- MM - MASTER OF MUSIC
- MS - MASTER OF SCIENCE
- MAT - MASTER OF ARTS IN TEACHING
- MBA - MASTER OF BUSINESS ADMINISTRATION
- MED - MASTER OF EDUCATION
- MENG - MASTER OF ENGINEERING
- MMED - MASTER OF MUSIC EDUCATION
- MSN - MASTER OF SCIENCE IN NURSING
- MSSW - MASTER OF SCIENCE IN SOCIAL WORK

## SPECIALIST DEGREES

- EDS - EDUCATION SPECIALIST

## DOCTORAL DEGREES

- PHD - DOCTOR OF PHILOSOPHY

## FIRST PROFESSIONAL DEGREES

- JD - JURIS DOCTOR
- MD - DOCTOR OF MEDICINE
- DMD - DOCTOR OF DENTAL MEDICINE

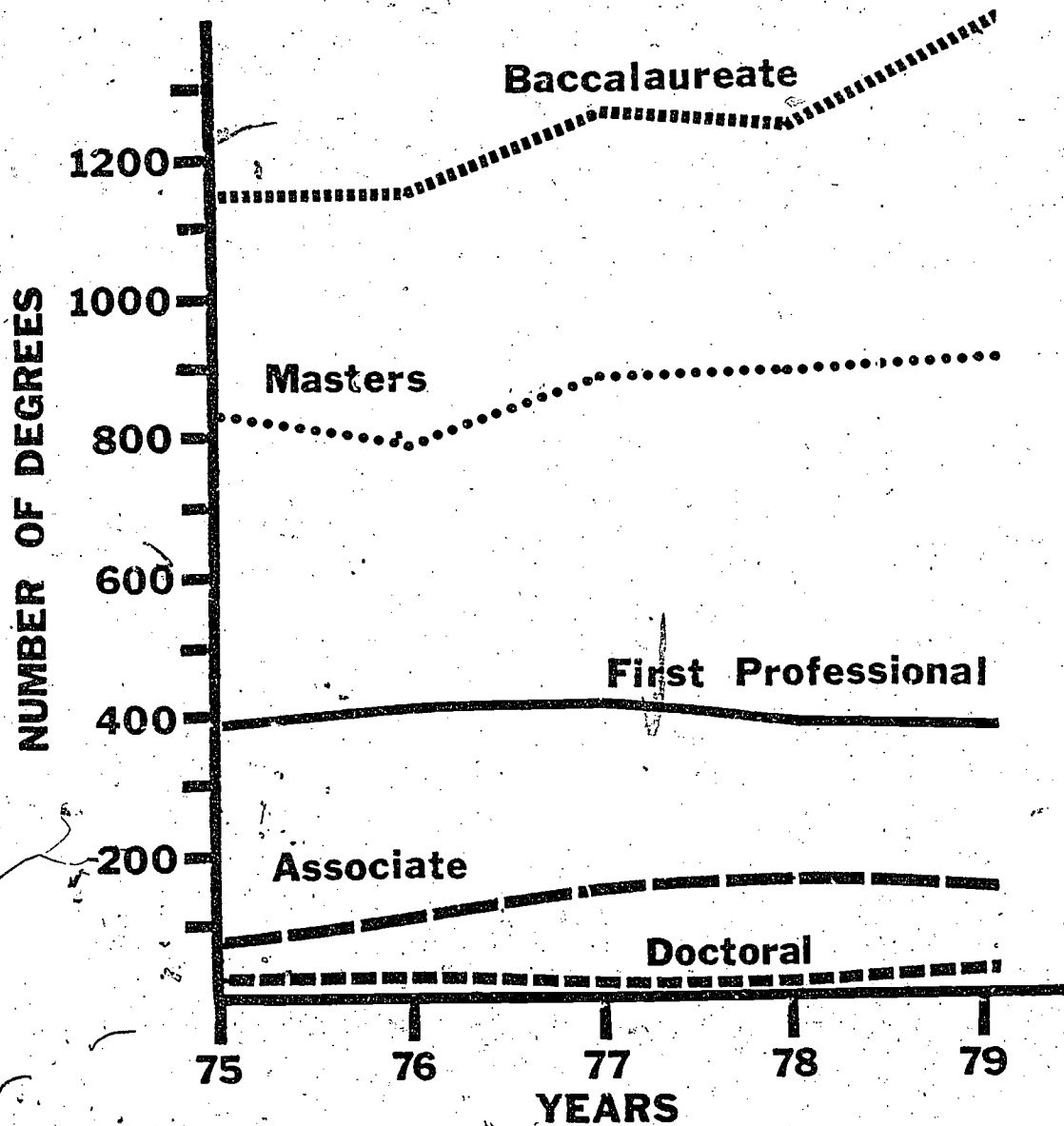
UNIVERSITY OF LOUISVILLE  
DEGREES AWARDED BY SCHOOL  
1978 - 1979

<u>SCHOOL</u>	<u>DEGREES</u>						<u>TOTAL</u>
	<u>CERTIF- ICATE</u>	<u>ASSO- CIATE</u>	<u>BACH- ELORS</u>	<u>MAS- TERS</u>	<u>DOCTOR- AL</u>	<u>FIRST PROFES- SIONAL</u>	
ALLIED HEALTH	47						47
ARTS AND SCIENCES		23	490	84	22		620
BUSINESS	2	31	395	65			493
DENTISTRY	64		20			83	167
EDUCATION			155	393	*		548
GRADUATE INSTITUTES				93	3		105
JUSTICE ADMIN.	118		45				163
KENT				136			136
LAW						150	150
MEDICINE				21	9	139	169
MUSIC			15	19			34
NURSING		37	48				85
SPEED		37	155	92	1		275
UNIVERSITY COLLEGE	1	22	53				76
TOTAL	232	150	1,376	903	35	381	3,077

\*EDUCATION SPECIALIST DEGREES ARE INCLUDED WITH MASTERS DEGREES.

SOURCE: OFFICE OF THE REGISTRAR

UNIVERSITY OF LOUISVILLE  
DEGREES AWARDED  
1975 - 1979



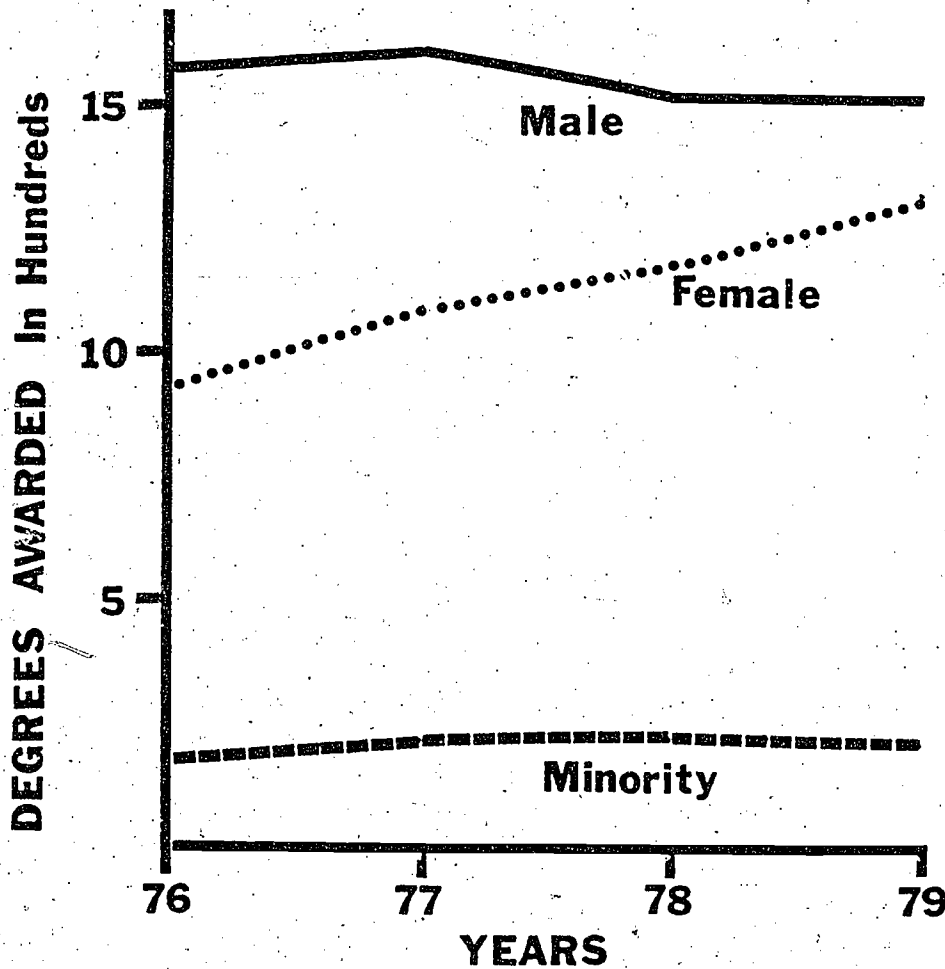
TYPE OF DEGREE	1975	1976	1977	1978	1979
ASSOCIATE	85	116	151	162	150
BACCALAUREATE	1,155	1,156	1,262	1,241	1,376
MASTERS	837	793	878	899	903
DOCTORAL	27	27	21	22	35
FIRST PROFESSIONAL	382	414	415	389	381
TOTAL	2,486	2,506	2,727	2,713	2,845

NOTE: CERTIFICATES ARE NOT INCLUDED.

SOURCE: OFFICE OF THE REGISTRAR



UNIVERSITY OF LOUISVILLE  
DEGREES AWARDED BY SEX AND MINORITY STATUS  
1976 - 1979



	1976		1977		1978		1979	
	No.	(%)	No.	(%)	No.	(%)	No.	(%)
MALE	1,559	(62.2)	1,621	(59.4)	1,522	(56.1)	1,520	(53.4)
FEMALE	947	(37.8)	1,106	(40.6)	1,191	(43.9)	1,325	(46.6)
MINORITY	174	(6.9)	204	(7.5)	216	(8.0)	200	(7.0)
TOTAL DEGREES	2,506		2,727		2,713		2,845	

NOTE: CERTIFICATES ARE NOT INCLUDED.

SOURCE: OFFICE OF THE REGISTRAR

# STUDENTS

## STUDENT BODY HIGHLIGHTS

- IN FALL 1979 THE UNIVERSITY OF LOUISVILLE ENROLLED 19,155 STUDENTS.
- 56% OF STUDENTS ARE FULL-TIME, AND 44% ARE PART-TIME.
- 52% OF THE STUDENT POPULATION IS MALE, AND 48% IS FEMALE. MINORITIES MAKE UP 9% OF STUDENTS.
- 92% OF ALL STUDENTS ARE FROM KENTUCKY (82% ARE FROM JEFFERSON COUNTY), 6% ARE FROM OUT-OF-STATE, AND 2% OF STUDENTS ARE FROM FOREIGN COUNTRIES. STUDENTS COME FROM 48 OTHER STATES OR TERRITORIES AND FROM 53 FOREIGN COUNTRIES.
- 43% OF THE STUDENT BODY IS UNDER 22 YEARS OF AGE; 38% IS BETWEEN 23 AND 30 YEARS; 19% IS BETWEEN 31 AND 65 YEARS; AND .3% IS OVER 65 YEARS OF AGE.
- APPROXIMATELY 40% OF STUDENTS ARE AWARDED FINANCIAL ASSISTANCE (SCHOLARSHIPS, LOANS, JOB ASSISTANCE). THE AVERAGE AMOUNT OF ASSISTANCE IS \$500.
- FOR THE THIRD CONSECUTIVE YEAR, MORE UNDERGRADUATE STUDENTS MAJOR IN BUSINESS RELATED FIELDS THAN IN ANY OTHERS; MORE GRADUATE STUDENTS MAJOR IN EDUCATION FIELDS THAN IN ANY OTHERS.
- 1486 STUDENTS LIVE IN STUDENT HOUSING, REPRESENTING 8% OF THE STUDENT BODY.
- 638 STUDENTS ARE CURRENTLY MEMBERS OF GREEK LETTER ORGANIZATIONS. THERE ARE 12 FRATERNITIES AND 8 SORORITIES AT THE UNIVERSITY.
- THERE ARE MORE THAN 5000 STUDENTS INVOLVED IN 172 ACTIVE STUDENT ORGANIZATIONS RANGING FROM SOCIAL TO ACADEMIC IN NATURE.
- LAST YEAR, EVENTS PROMOTED BY THE STUDENT ACTIVITIES OFFICE DREW ATTENDANCE OF APPROXIMATELY 48,650. MORE THAN 36,000 U OF L STUDENTS AND 12,000 NON-U OF L PERSONS ATTENDED. AN AVERAGE OF ONE ACTIVITY WAS SPONSORED DAILY DURING THE SPRING AND FALL TERMS.

UNIVERSITY OF LOUISVILLE  
ENROLLMENT BY STUDENT LEVEL  
FALL 1979

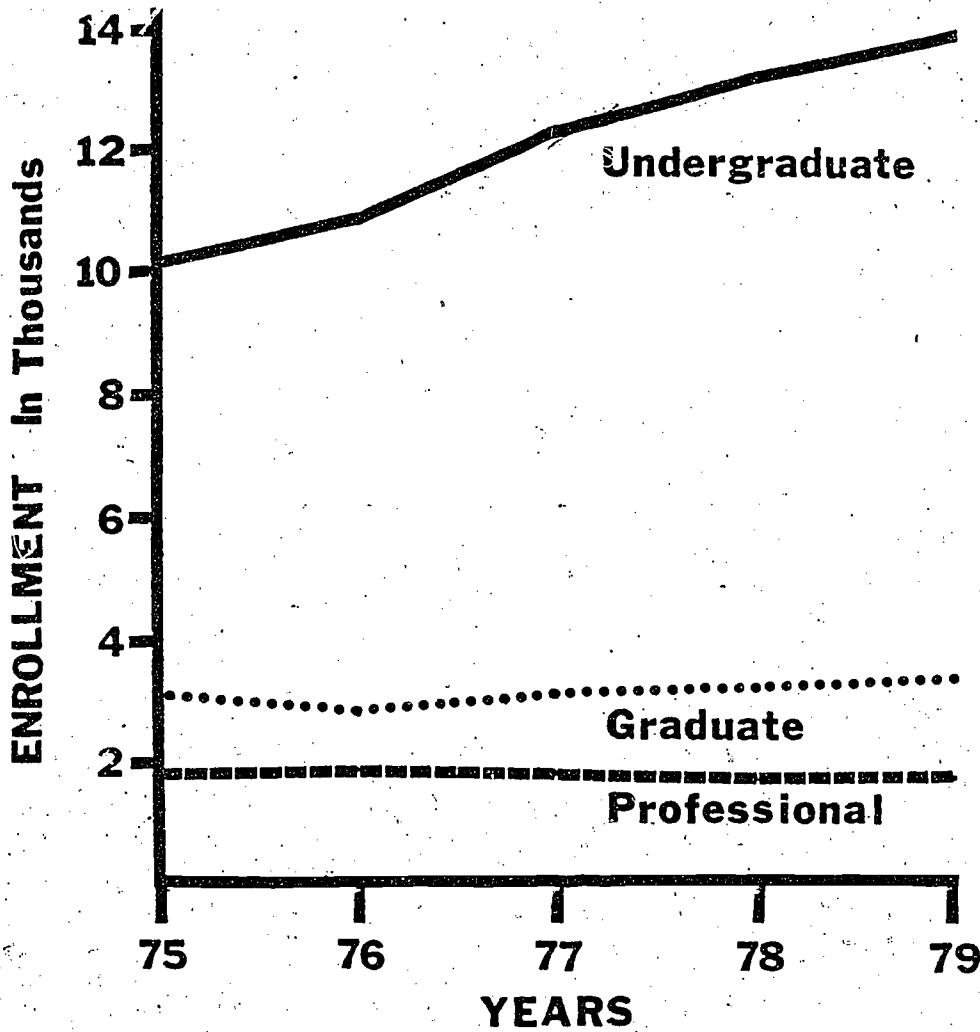
<u>SCHOOL</u>	<u>UNDERGRADUATE</u>	<u>GRADUATE</u>	<u>PROFESSIONAL</u>	<u>TOTAL</u>
ALLIED HEALTH	101			101
ARTS AND SCIENCES	5,447	550		5,997
BUSINESS	988	358		1,346
DENTISTRY	89	1	352	442
EDUCATION	326	1,350		1,676
INTERDISCIPLINARY INSTITUTES		330		330
JUSTICE ADMINISTRATION*	206			206
KENT		310		310
LAW			496	496
MEDICINE		160	953	1,113
MUSIC	167	56		223
NURSING	230	56		286
SPEED	1,557	255		1,812
UNIVERSITY COLLEGE	4,817			4,817
TOTAL	13,928	3,426	1,801	19,155

\*INCLUDES NATIONAL CRIME PREVENTION INSTITUTE AND SOUTHERN POLICE INSTITUTE.

SOURCE: OFFICE OF THE REGISTRAR



UNIVERSITY OF LOUISVILLE  
 ENROLLMENT BY STUDENT LEVEL  
 1975 - 1979



	<u>UNDERGRADUATE</u>	<u>GRADUATE</u>	<u>PROFESSIONAL</u>	<u>TOTAL</u>
1975	10,238	3,147	1,914	15,299
1976	10,897	2,887	1,922	15,706
1977	12,377	3,136	1,908	17,421
1978	13,260	3,247	1,858	18,365
1979	13,928	3,426	1,801	19,155

SOURCE: OFFICE OF THE REGISTRAR

UNIVERSITY OF LOUISVILLE  
 FULL-TIME, PART-TIME AND FTE ENROLLMENT  
 FALL 1979

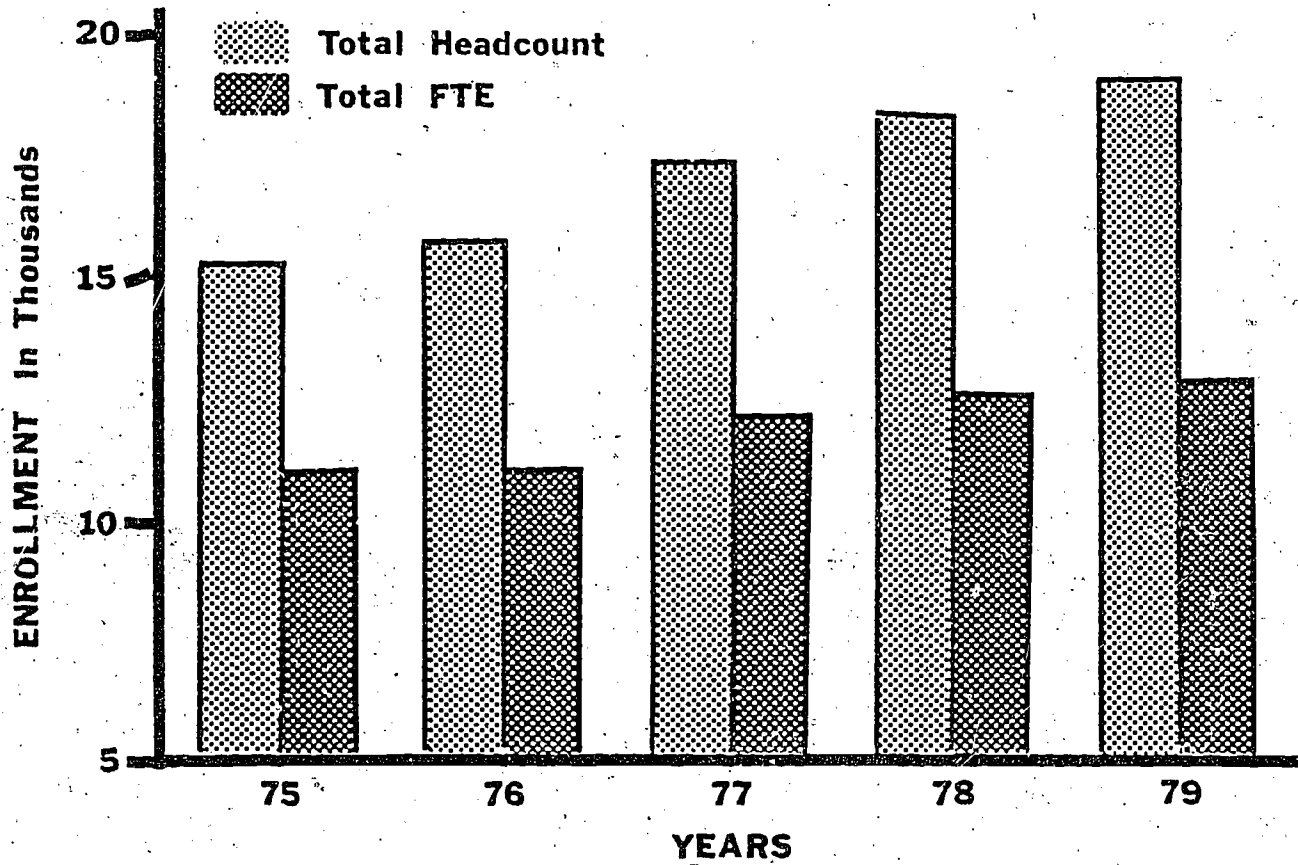
SCHOOL	STATUS				TOTAL HEADCOUNT	FTE
	FULL- TIME	(%)	PART- TIME	(%)		
ALLIED HEALTH	100	(99.0)	1	(1.0)	101	100.2
ARTS AND SCIENCES	4,029	(67.2)	1,968	(32.8)	5,997	4,319.5
BUSINESS	569	(42.3)	777	(57.7)	1,346	815.8
DENTISTRY	431	(97.5)	11	(2.5)	442	454.0
EDUCATION	305	(18.2)	1,371	(81.8)	1,676	717.2
INTERDISCIPLINARY INSTITUTES	102	(32.5)	212	(67.5)	314	167.4
JUSTICE ADMINIS- TRATION	136	(66.0)	70	(34.0)	206	148.3
KENT	197	(63.5)	113	(36.5)	310	298.0
LAW <sup>2</sup>	325	(65.5)	171	(34.5)	496	496.0
MEDICINE	1,077	(96.8)	36	(3.2)	1,113	1,089.2
MUSIC	177	(99.4)	46	(20.6)	223	184.7
NURSING	146	(51.0)	140	(49.0)	286	192.3
SPEED	1,292	(71.3)	520	(28.7)	1,812	1,349.9
UNIVERSITY COLLEGE	1,795	(37.1)	3,038	(62.9)	4,833	2,591.7
TOTAL	10,681	(55.8)	8,474	(44.2)	19,155	12,924.2

<sup>1</sup>FULL-TIME EQUIVALENT

<sup>2</sup>LAW STUDENTS ENROLLED IN THE DAY PROGRAM ARE CLASSIFIED AS FULL-TIME, AND THOSE ATTENDING THE EVENING PROGRAM AS PART-TIME.

SOURCE: OFFICE OF THE REGISTRAR

UNIVERSITY OF LOUISVILLE  
 FULL-TIME, PART-TIME AND FTE ENROLLMENT  
 1975 - 1979



YEAR	TOTAL HEADCOUNT	FULL-TIME (%)	PART-TIME (%)	FTE
1975	15,299	8,915 (58.3)	6,384 (41.7)	10,649.6
1976	15,706	9,875 (62.9)	5,831 (37.1)	11,141.6
1977	17,421	10,828 (62.2)	6,593 (37.8)	12,078.0
1978	18,365	10,366 (56.4)	7,999 (43.6)	12,525.0
1979	19,155	10,681 (55.8)	8,474 (44.2)	12,924.0

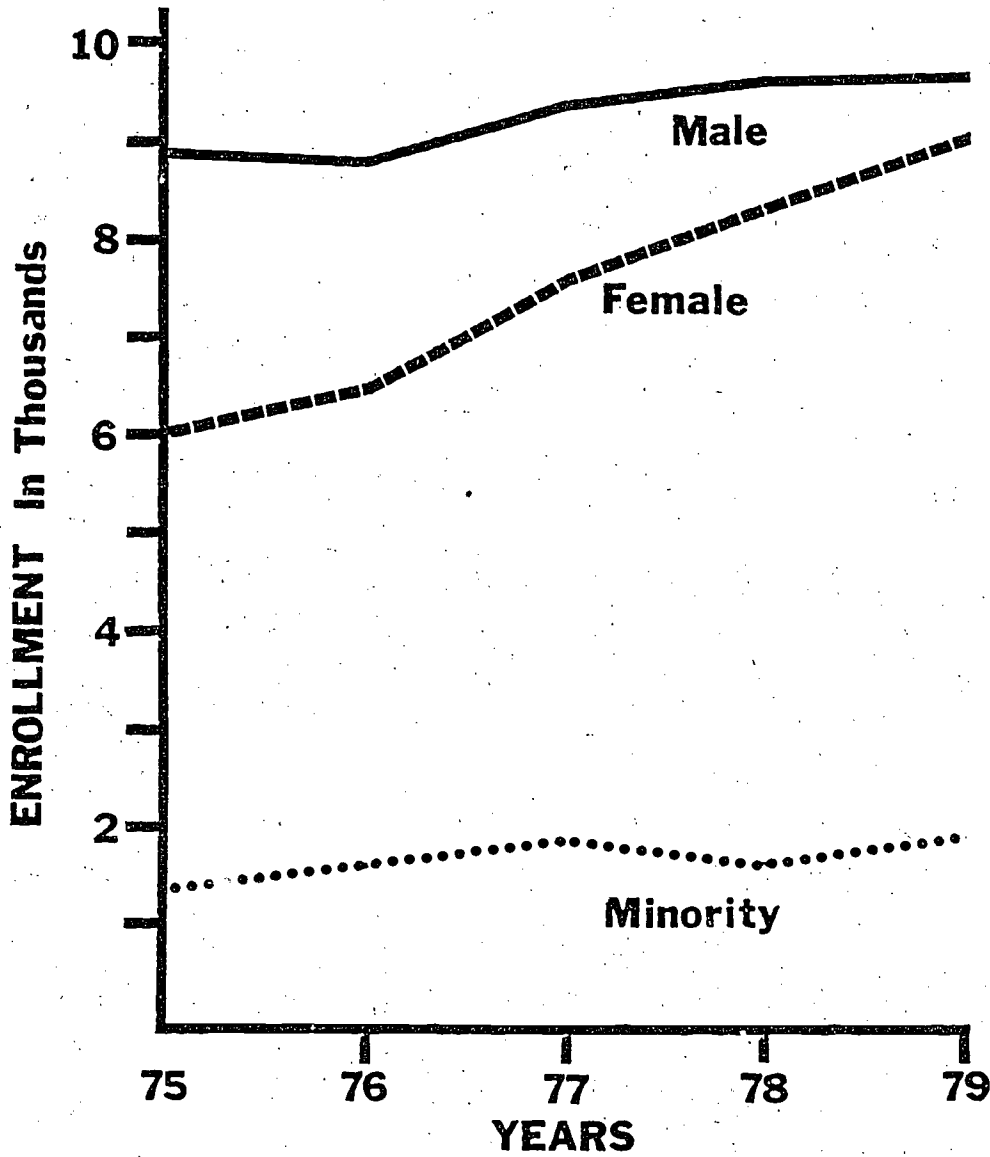
SOURCE: OFFICE OF THE REGISTRAR

UNIVERSITY OF LOUISVILLE  
ENROLLMENT BY SEX AND MINORITY STATUS  
FALL 1979

<u>SCHOOL</u>	<u>SEX</u>		<u>MINORITY</u>		<u>TOTAL</u>		
	<u>MALE</u>	<u>(%)</u>	<u>FEMALE</u>	<u>(%)</u>		<u>NUMBER</u>	<u>(%)</u>
ALLIED HEALTH	18	(17.8)	83	(82.2)	7	(6.9)	101
ARTS AND SCIENCES	2,966	(49.5)	3,031	(50.5)	452	(7.5)	5,997
BUSINESS	914	(67.9)	432	(32.1)	89	(6.6)	1,346
DENTISTRY	290	(65.6)	152	(34.4)	6	(1.4)	442
EDUCATION	302	(18.0)	1,374	(82.0)	158	(9.4)	1,676
INTERDISCIPLINARY INSTITUTES	173	(52.4)	157	(47.6)	27	(8.2)	330
JUSTICE ADMINIS- TRATION	174	(84.5)	32	(15.5)	32	(15.5)	206
KENT	107	(34.5)	203	(65.5)	32	(10.3)	310
LAW	369	(74.4)	127	(25.6)	13	(2.6)	496
MEDICINE	807	(72.5)	306	(27.5)	69	(6.2)	1,113
MUSIC	115	(51.6)	108	(48.4)	11	(4.9)	223
NURSING	9	(3.1)	277	(96.9)	12	(4.2)	286
SPEED	1,505	(83.1)	307	(16.9)	101	(5.6)	1,812
UNIVERSITY COLLEGE	2,212	(45.9)	2,605	(54.1)	940	(19.5)	4,817
TOTAL	9,961	(52.0)	9,194	(48.0)	1,949	(10.2)	19,155

SOURCE: OFFICE OF THE REGISTRAR

UNIVERSITY OF LOUISVILLE  
ENROLLMENT BY SEX AND MINORITY STATUS  
1975 - 1979



	TOTAL STUDENTS	MALE		FEMALE		MINORITIES	
		#	(%)	#	(%)	#	(%)
1975	14,953	8,928	(59.7)	6,025	(40.3)	1,414	(9.5)
1976	15,314	8,807	(57.5)	6,507	(42.5)	1,596	(10.4)
1977	17,019	9,367	(55.0)	7,652	(45.0)	1,857	(10.9)
1978	17,967	9,598	(53.4)	8,369	(46.6)	1,639	(9.1)
1979	18,766	9,656	(51.5)	9,110	(48.5)	1,910	(10.2)

NOTE: MEDICAL RESIDENTS AND INTERNS ARE NOT INCLUDED.

SOURCE: OFFICE OF THE REGISTRAR

UNIVERSITY OF LOUISVILLE  
 MOST FREQUENTLY DECLARED MAJORS  
 1977 - 1979

<u>MAJOR</u>	<u>1977</u>	<u>1978</u>	<u>1979</u>
<u>UNDERGRADUATE</u>			
ACCOUNTING	1,191	1,069	1,062
MANAGEMENT	961	958	914
ELEMENTARY EDUCATION	473	466	544
BIOLOGICAL SCIENCE	613	527	498
MARKETING	405	423	464
COMMUNICATIONS	172	284	429
NURSING	342	339	426
PSYCHOLOGY	390	348	360
POLICE ADMINISTRATION	380	442	339
ELECTRICAL ENGINEERING	286	290	333
POLITICAL SCIENCE	322	318	256
COMPUTER/DATA PROCESSING TECHNOLOGY	148	167	254
SOCIOLOGY	294	198	234
OFFICE ADMINISTRATION	244	206	228
ART	260	233	221
CHEMISTRY	205	187	200
ENGLISH	199	249	198
<u>GRADUATE</u>			
BUSINESS ADMINISTRATION	332	317	345
ELEMENTARY EDUCATION	349	303	335
SOCIAL WORK	280	303	311
SECONDARY TEACHING	290	239	187
COMMUNITY DEVELOPMENT	159	131	150
INTERDISCIPLINARY	79	152	130
LEARNING & BEHAVIOR DISORDERS	159	157	125
SPECIAL EDUCATION	143	125	116
PSYCHOLOGY	84	77	95
ENGLISH	101	55	88

SOURCE: OFFICE OF THE REGISTRAR

# FACULTY

## FACULTY HIGHLIGHTS

- THE NUMBER OF PERMANENT, FULL-TIME FACULTY WITH RANKS OF INSTRUCTOR THROUGH PROFESSOR HAS INCREASED 20.8% SINCE 1975; TOTAL NUMBER OF FACULTY HAS INCREASED 51.9%.
- 53.9% OF THE FACULTY ARE TENURED. THE KENT SCHOOL OF SOCIAL WORK HAS THE LARGEST PERCENTAGE OF TENURED FACULTY (77.8); THE SCHOOL OF NURSING HAS THE SMALLEST PERCENTAGE (15.0).
- AVERAGE FACULTY SALARY HAS INCREASED 5.52% BETWEEN 1978 AND 1979. IT HAS INCREASED 23.9% SINCE 1975. (PERCENTAGES DO NOT INCLUDE MEDICAL SCHOOL OR UNIVERSITY LIBRARIES FACULTIES.)
- 76.2% OF FULL-TIME FACULTY WITH RANKS INSTRUCTOR THROUGH PROFESSOR HAVE ATTAINED TERMINAL DEGREES; 20.3% RECEIVED THEIR HIGHEST DEGREE FROM A KENTUCKY COLLEGE OR UNIVERSITY.



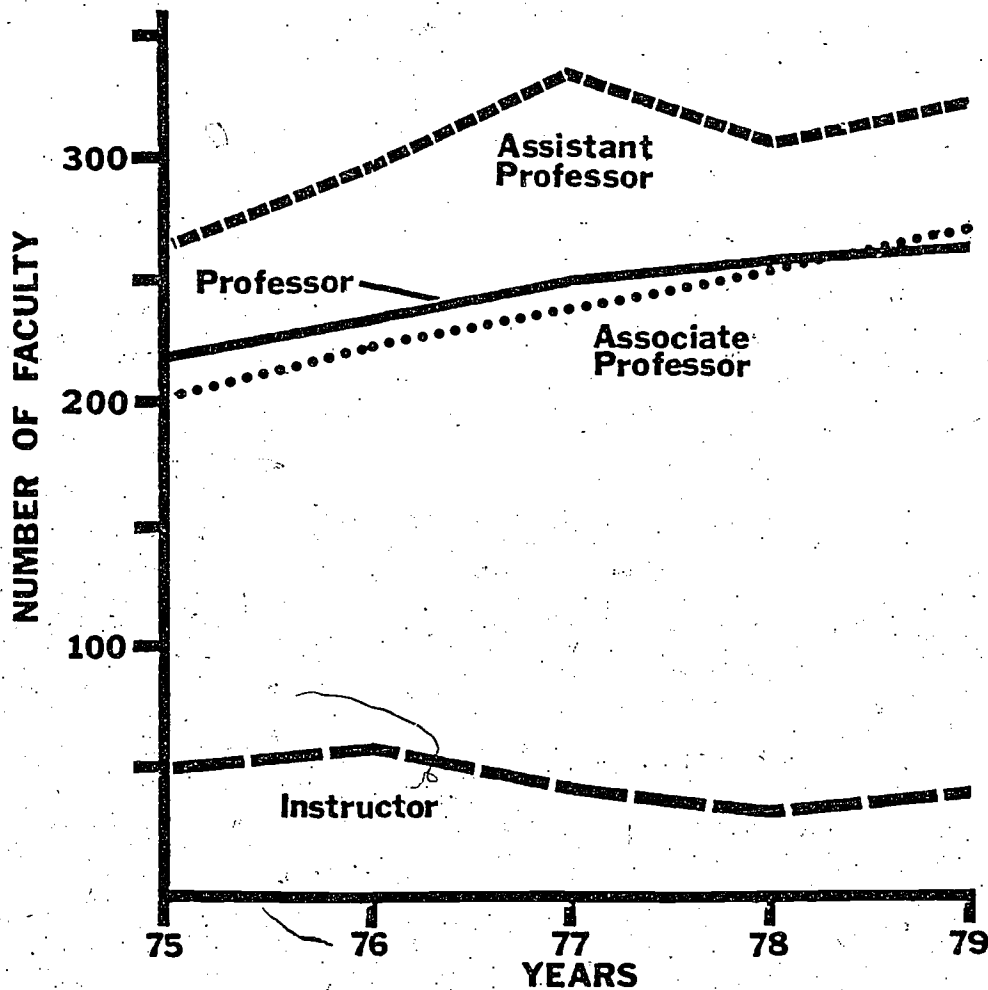
UNIVERSITY OF LOUISVILLE  
FACULTY PROFILE  
FALL 1979

<u>RANK</u>	<u>(% OF MALE TOTAL)</u>		<u>(% OF FEMALE TOTAL)</u>		<u>(% OF MINORITY TOTAL)</u>		<u>TOTAL</u>
<u>FULL-TIME</u>							
PROFESSOR	241	(89.6)	28	(10.4)	24	(8.9)	269
ASSOC. PROFESSOR	226	(82.5)	48	(17.5)	28	(10.2)	274
ASST. PROFESSOR	240	(72.5)	91	(27.5)	31	(9.4)	331
INSTRUCTOR	29	(59.2)	20	(40.8)	6	(12.2)	49
LECTURER	8	(53.3)	7	(46.7)	1	(6.7)	15
OTHER	44	(67.7)	21	(32.3)	12	(18.5)	65
TOTAL	788	(78.6)	215	(21.4)	102	(10.2)	1,003
<u>PART-TIME</u>							
PROFESSOR	15	(93.8)	1	(6.2)	1	(6.2)	16
ASSOC. PROFESSOR	20	(83.3)	4	(16.7)	1	(4.2)	24
ASST. PROFESSOR	66	(86.8)	10	(13.2)			76
INSTRUCTOR	58	(84.1)	11	(15.9)	2	(2.9)	69
LECTURER	297	(68.6)	136	(31.4)	24	(5.5)	433
OTHER	286	(52.5)	259	(47.5)	53	(9.7)	545
TOTAL	742	(63.8)	421	(36.2)	81	(7.0)	1,163
<u>TOTAL</u>							
PROFESSOR	256	(89.8)	29	(10.2)	25	(8.8)	285
ASSOC. PROFESSOR	246	(82.6)	52	(17.4)	29	(9.7)	298
ASST. PROFESSOR	306	(75.2)	101	(24.8)	31	(7.6)	407
INSTRUCTOR	87	(73.7)	31	(26.3)	8	(6.8)	118
LECTURER	305	(68.1)	143	(31.9)	25	(5.6)	448
OTHER	330	(54.1)	280	(45.9)	65	(21.0)	610
TOTAL	1,530	(70.6)	636	(29.4)	183	(8.4)	2,166

NOTE: INCLUDES ALL FACULTY, PERMANENT AND TEMPORARY AS OF OCTOBER 1, 1979. CATEGORY "OTHER" INCLUDES GRADUATE TEACHING/RESEARCH ASSISTANTS, TEACHERS AND TUTORS.

SOURCE: UNIVERSITY PERSONNEL SERVICES

UNIVERSITY OF LOUISVILLE  
DISTRIBUTION OF FULL-TIME FACULTY BY RANK  
1975 - 1979

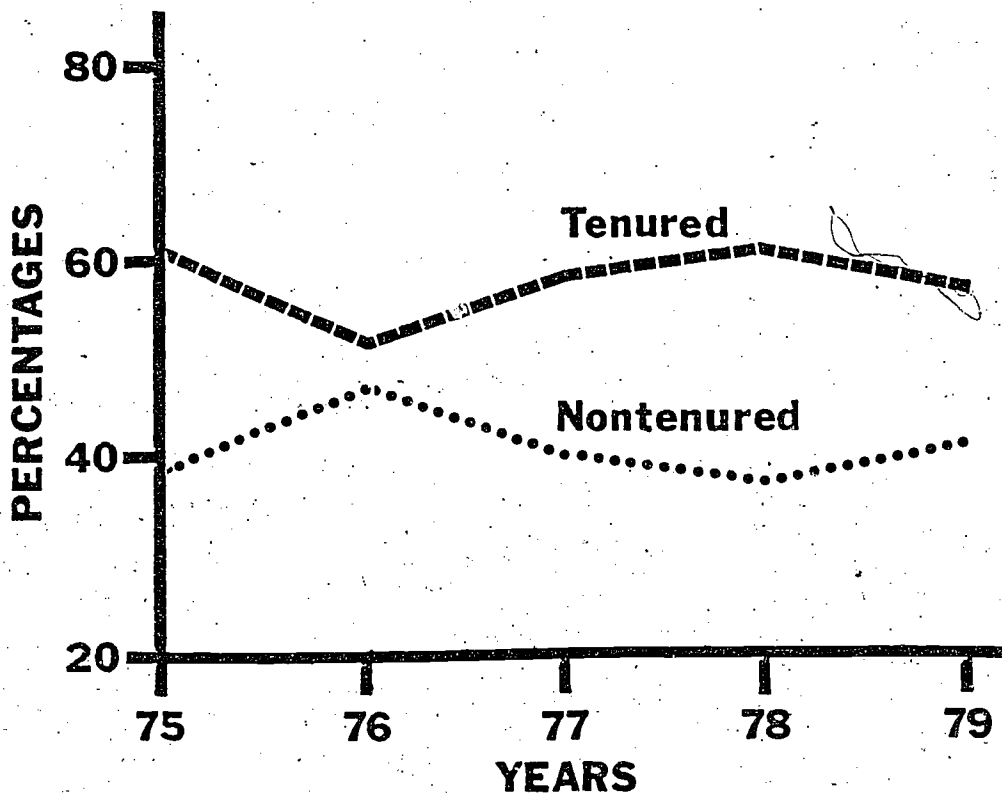


	<u>1975</u>	<u>1976</u>	<u>1977</u>	<u>1978</u>	<u>1979</u>
PROFESSOR	220	234	250	259	263
ASSOCIATE PROFESSOR	202	224	237	253	273
ASSISTANT PROFESSOR	267	299	334	309	323
INSTRUCTOR	56	60	45	35	41
<b>TOTAL</b>	<b>745</b>	<b>817</b>	<b>866</b>	<b>856</b>	<b>900</b>

NOTE: INCLUDES ONLY PERMANENT, FULL-TIME FACULTY.

SOURCE: UNIVERSITY PERSONNEL SERVICES

UNIVERSITY OF LOUISVILLE  
 DISTRIBUTION OF TENURE AMONG FULL-TIME FACULTY  
 1975 - 1979



	TENURED FACULTY		NON-TENURED FACULTY		TOTAL FACULTY
	NUMBER	(%)	NUMBER	(%)	
1975	249	(60.9)	160	(39.1)	409
1976	285	(52.7)	256	(47.3)	541
1977	340	(59.8)	229	(40.2)	569
1978	340	(61.7)	211	(38.3)	551
1979	347	(58.2)	249	(41.8)	596

NOTE: INCLUDES ONLY PERMANENT, FULL-TIME FACULTY WITH RANKS OF INSTRUCTOR THROUGH PROFESSOR, AND DOES NOT INCLUDE THE MEDICAL SCHOOL OR UNIVERSITY LIBRARIES FACULTIES.

SOURCE: UNIVERSITY PERSONNEL SERVICES

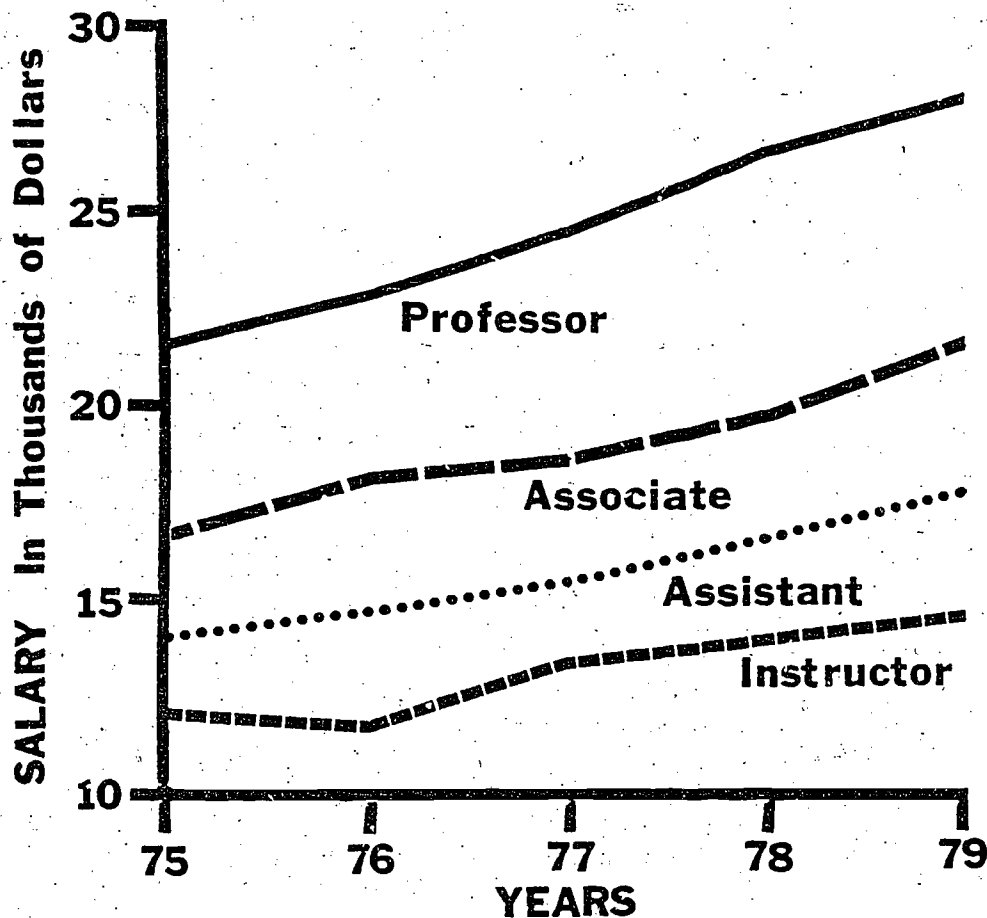
UNIVERSITY OF LOUISVILLE  
 DISTRIBUTION OF TENURE STATUS BY SCHOOL FOR FULL-TIME FACULTY  
 FALL 1979

<u>SCHOOL</u>	<u>TENURED</u>	<u>ON TENURE TRACK</u>	<u>NOT ON TENURE TRACK</u>	<u>TOTAL</u>
ALLIED HEALTH	3	9		12
ARTS AND SCIENCES	163	53	4	220
BUSINESS	15	23	6	44
DENTISTRY	30	35	2	67
EDUCATION	27	26	1	54
GRADUATE INSTITUTES	6	11	2	19
JUSTICE ADMINISTRATION	2	3		5
KENT	21	6		27
LAW	16	8	3	27
LIBRARY	21	18		39
MEDICINE	117	99	49	265
MUSIC	18	6	1	25
NURSING	3	16	1	20
SPEED	40	20	4	64
UNIVERSITY COLLEGE	3	9		12
TOTAL	485	342	73	900

NOTE: INCLUDES ONLY PERMANENT, FULL-TIME FACULTY WITH RANKS OF INSTRUCTOR THROUGH PROFESSOR.

SOURCE: UNIVERSITY PERSONNEL SERVICES

UNIVERSITY OF LOUISVILLE  
 AVERAGE FACULTY SALARIES  
 FALL 1975 - 1979



<u>RANK</u>	<u>1975</u>	<u>1976</u>	<u>1977</u>	<u>1978</u>	<u>1979</u>
PROFESSOR	\$21,680	\$22,887	\$24,438	\$26,308	\$27,845
ASSOCIATE PROFESSOR	16,997	18,141	18,650	19,773	21,423
ASSISTANT PROFESSOR	14,240	14,787	15,640	16,658	17,818
INSTRUCTOR	12,091	11,978	13,497	14,242	14,627
ALL RANKS*	17,597	18,193	19,138	20,664	21,804

NOTE: INCLUDES PERMANENT FULL-TIME FACULTY ONLY, AND DOES NOT INCLUDE THE MEDICAL SCHOOL OR UNIVERSITY LIBRARIES FACULTIES. ALL SALARIES ARE CALCULATED ON A TEN MONTH BASIS.

\*INCLUDES LECTURERS

SOURCE: 1975, AAUP SURVEY OF ACADEMIC SALARIES; 1976-79 ANNUAL HEGIS SURVEY

UNIVERSITY OF LOUISVILLE  
HIGHEST EARNED DEGREE OF FULL-TIME FACULTY  
FALL 1979

<u>DEGREE</u>	<u>NUMBER</u>	<u>(%)</u>
DOCTORAL DEGREE	462	(50.1)
FIRST PROFESSIONAL DEGREE	241	(26.1)
MASTERS DEGREE	194	(21.0)
BACCALAUREATE DEGREE	24	(0.2)
NO DEGREE	2	
TOTAL	923	(100.0)

NOTE: INCLUDES ALL FULL-TIME FACULTY, PERMANENT AND TEMPORARY,  
WITH RANKS OF INSTRUCTOR THROUGH PROFESSOR.

SOURCE: UNIVERSITY PERSONNEL SERVICES

UNIVERSITY OF LOUISVILLE  
 LOCATION OF INSTITUTIONS CONFERRING  
 HIGHEST DEGREE TO FULL-TIME FACULTY  
 FALL 1979

<u>LOCATION OF INSTITUTION</u>	<u>NUMBER OF FACULTY</u>	<u>LOCATION OF INSTITUTION</u>	<u>NUMBER OF FACULTY</u>
ALABAMA	5	NEBRASKA	2
ARIZONA	4	NEW MEXICO	3
ARKANSAS	3	NEW JERSEY	10
CALIFORNIA	30	NEW YORK	72
COLORADO	5	NORTH CAROLINA	18
CONNECTICUT	11	NORTH DAKOTA	1
DELAWARE	3	OHIO	58
DISTRICT OF COLUMBIA	4	OKLAHOMA	8
FLORIDA	16	OREGON	3
GEORGIA	17	PENNSYLVANIA	45
ILLINOIS	47	RHODE ISLAND	2
INDIANA	59	TENNESSEE	24
IOWA	15	TEXAS	26
KANSAS	7	UTAH	2
KENTUCKY	187	VERMONT	1
LOUISIANA	15	VIRGINIA	11
MAINE	1	WASHINGTON	3
MARYLAND	14	WEST VIRGINIA	2
MASSACHUSETTS	25	WISCONSIN	17
MICHIGAN	40	FOREIGN INSTITUTIONS	72
MINNESOTA	14	NO DEGREE	2
MISSISSIPPI	2		
MISSOURI	17	TOTAL	923

NOTE: INCLUDES ALL FULL-TIME FACULTY, PERMANENT AND TEMPORARY,  
 WITH RANKS OF INSTRUCTOR THROUGH PROFESSOR.

SOURCE: UNIVERSITY PERSONNEL SERVICES

# STAFF



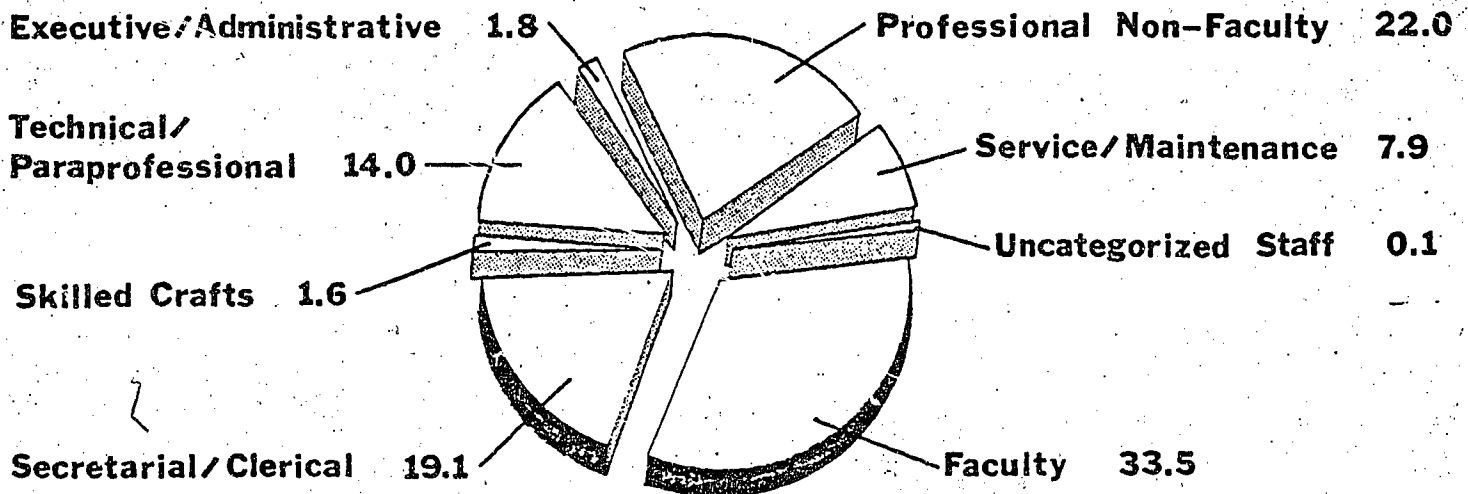
## STAFF HIGHLIGHTS

- 84.9% OF THE SUPPORT STAFF ARE FULL-TIME. 46.3% OF THE FACULTY ARE FULL-TIME.
- THE DISTRIBUTION OF ALL UNIVERSITY OF LOUISVILLE EMPLOYEES IS AS FOLLOWS:

33.5% FACULTY  
46.5% UNIVERSITY SUPPORT STAFF  
20.0% HOSPITAL SUPPORT STAFF  
100.0% TOTAL

- THE HEALTH SCIENCES CENTER INCLUDING HOSPITAL STAFF ACCOUNTS FOR 52.6% OF THE TOTAL SUPPORT STAFF.
- FROM FALL 1978 TO FALL 1979 THE NUMBER OF SUPPORT STAFF HAS INCREASED BY 115 (4.0%). THIS DOES NOT INCLUDE THE HOSPITAL STAFF.
- OF THE FULL-TIME, PERMANENT SUPPORT STAFF EMPLOYED ON JULY 1, 1979 (HOSPITAL NOT INCLUDED), 71.7% HAD BEEN EMPLOYED AT U OF L LESS THAN FIVE YEARS; 16.8% HAD COMPLETED FIVE YEARS OF SERVICE; 7.5% HAD 10 YEARS OF SERVICE; AND 4% HAD 15 OR MORE YEARS OF SERVICE.

UNIVERSITY OF LOUISVILLE  
 DISTRIBUTION OF FACULTY AND STAFF BY JOB CATEGORY  
 FALL 1979

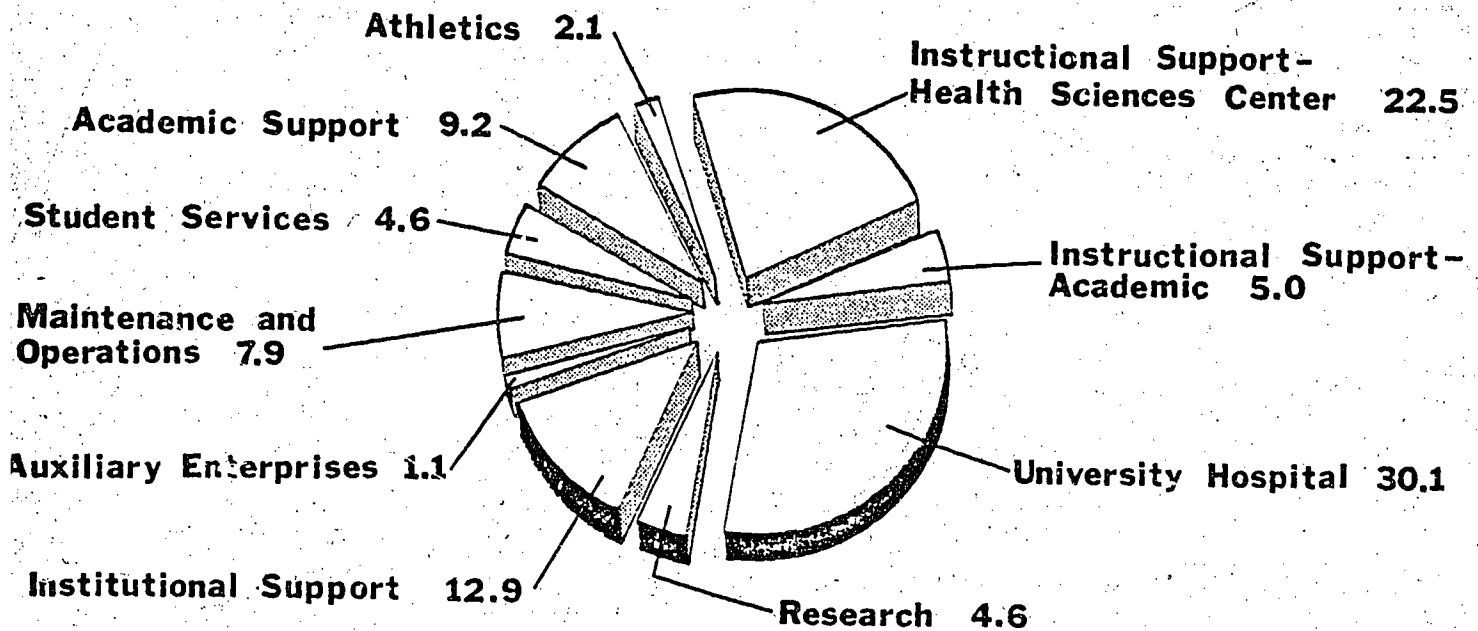


<u>JOB CATEGORY</u>	<u>FULL-TIME</u>	<u>PART-TIME</u>	<u>TOTAL (%)</u>
FACULTY	1,003	1,163	2,166 (33.5)
PROFESSIONAL NON-FACULTY	1,187	236	1,423 (22.0)
SECRETARIAL/CLERICAL	1,092	146	1,238 (19.1)
TECHNICAL/PARAPROFESSIONAL	697	205	902 (14.0)
SERVICE/MAINTENANCE	467	44	511 (7.9)
EXECUTIVE/ADMINISTRATIVE	103	11	114 (1.8)
SKILLED CRAFTS	100	2	102 (1.6)
UNCATEGORIZED STAFF	2	6	8 (0.1)
TOTAL	4,651	1,813	6,464 (100.0)

NOTE: FACULTY CATEGORY INCLUDES ALL FACULTY, PROFESSORS THROUGH LECTURERS, GRADUATE TEACHING/RESEARCH ASSISTANTS, TEACHERS AND TUTORS. STAFF CATEGORIES INCLUDE HOSPITAL PERSONNEL.

SOURCES: UNIVERSITY PERSONNEL SERVICES

UNIVERSITY OF LOUISVILLE  
 DISTRIBUTION OF SUPPORT STAFF BY FUNCTION  
 FALL 1979



<u>ACTIVITY</u>	<u>FULL-TIME</u>	<u>PART-TIME</u>	<u>TOTAL</u>	<u>(%)</u>
UNIVERSITY HOSPITAL	1,136	156	1,292	(30.1)
INSTRUCTIONAL SUPPORT- HEALTH SCIENCES CENTER	845	122	967	(22.5)
INSTITUTIONAL SUPPORT	511	45	556	(12.9)
ACADEMIC SUPPORT	327	67	394	(9.2)
MAINTENANCE & OPERATIONS	329	10	339	(7.9)
INSTRUCTIONAL SUPPORT- ACADEMIC	131	83	214	(5.0)
RESEARCH	149	50	199	(4.6)
STUDENT SERVICES	144	53	197	(4.6)
ATHLETICS	33	58	91	(2.1)
AUXILIARY ENTERPRISES	43	6	49	(1.1)
TOTAL	3,648	650	4,298	(100.0)

SOURCES: UNIVERSITY PERSONNEL SERVICES

# BUDGET

## BUDGET HIGHLIGHTS

- WITH THE ADDITION THIS YEAR OF THE UNIVERSITY HOSPITAL, THE ANNUAL BUDGET FOR 1979-80 HAS GROWN TO \$143.2 MILLION.
- STATE APPROPRIATIONS (\$65.6 MILLION) ACCOUNT FOR APPROXIMATELY 45 PERCENT OF THE ANNUAL BUDGET.
- THE UNIVERSITY RECEIVED \$1.2 MILLION FROM PRIVATE SOURCES IN 1979. ALUMNI GIFTS INCREASED TWENTY PERCENT FROM PREVIOUS YEARS.

45

## UNIVERSITY OF LOUISVILLE

## BUDGET

1979 - 1980

INCOME

<u>SOURCE</u>	AMOUNT <u>BUDGETED</u>	<u>(% OF TOTAL)</u>
TUITION AND FEES	\$ 12,185,361	(8.5)
STATE APPROPRIATIONS	65,607,181	(45.8)
GIFTS AND GRANTS (UNRESTRICTED)	1,994,000	(1.4)
SALES AND SERVICES	458,000	(0.3)
GENERAL	2,479,379	(1.7)
AUXILIARY ENTERPRISES	5,033,424	(3.5)
INTERCOLLEGIATE ATHLETICS	1,697,700	(1.2)
RESTRICTED FUNDS	28,000,000	(19.6)
HOSPITAL	25,703,298	(18.0)
TOTAL	\$143,158,343	(100.0)

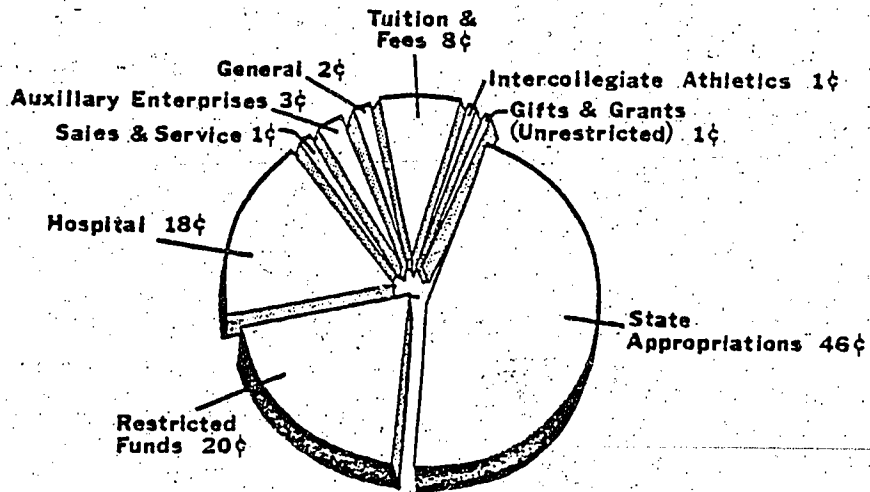
EXPENDITURES

<u>PROGRAM</u>	AMOUNT <u>BUDGETED</u>	<u>(% OF TOTAL)</u>
INSTRUCTION	\$ 35,350,800	(24.7)
RESEARCH	1,351,948	(0.9)
PUBLIC SERVICE	1,791,012	(1.3)
ACADEMIC SUPPORT	8,627,145	(6.0)
STUDENT SERVICES	5,337,959	(3.7)
INSTITUTIONAL SUPPORT	9,787,684	(6.8)
STUDENT FINANCIAL ASSISTANCE	1,510,217	(1.1)
OPERATION AND MAINTENANCE	8,827,210	(6.2)
AUXILIARY ENTERPRISES	4,358,030	(3.0)
DEBT SERVICE	3,236,040	(2.3)
HOSPITAL	34,980,298	(24.4)
RESTRICTED FUNDS	28,000,000	(19.6)
TOTAL	\$143,158,343	(100.0)

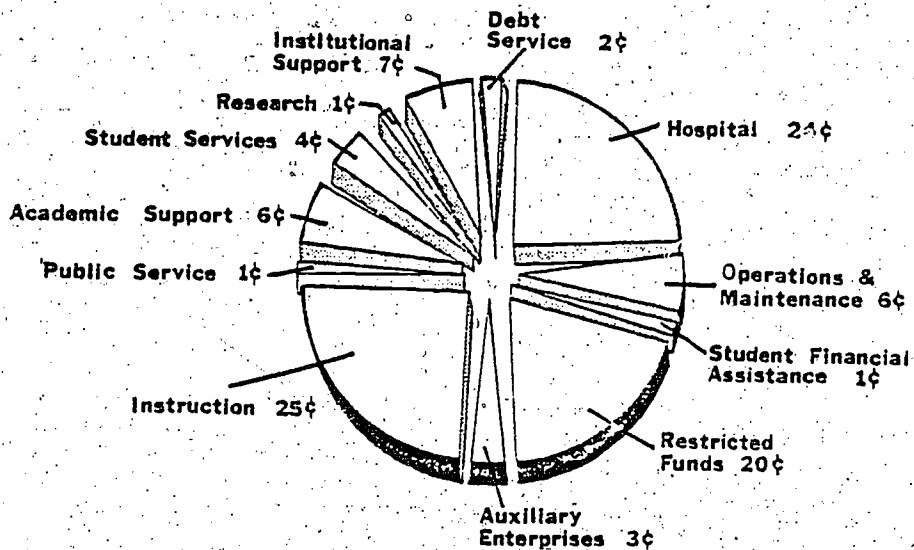
SOURCE: BUDGET OFFICE

16

UNIVERSITY OF LOUISVILLE  
 DISTRIBUTION OF BUDGET DOLLAR  
 1979 - 1980



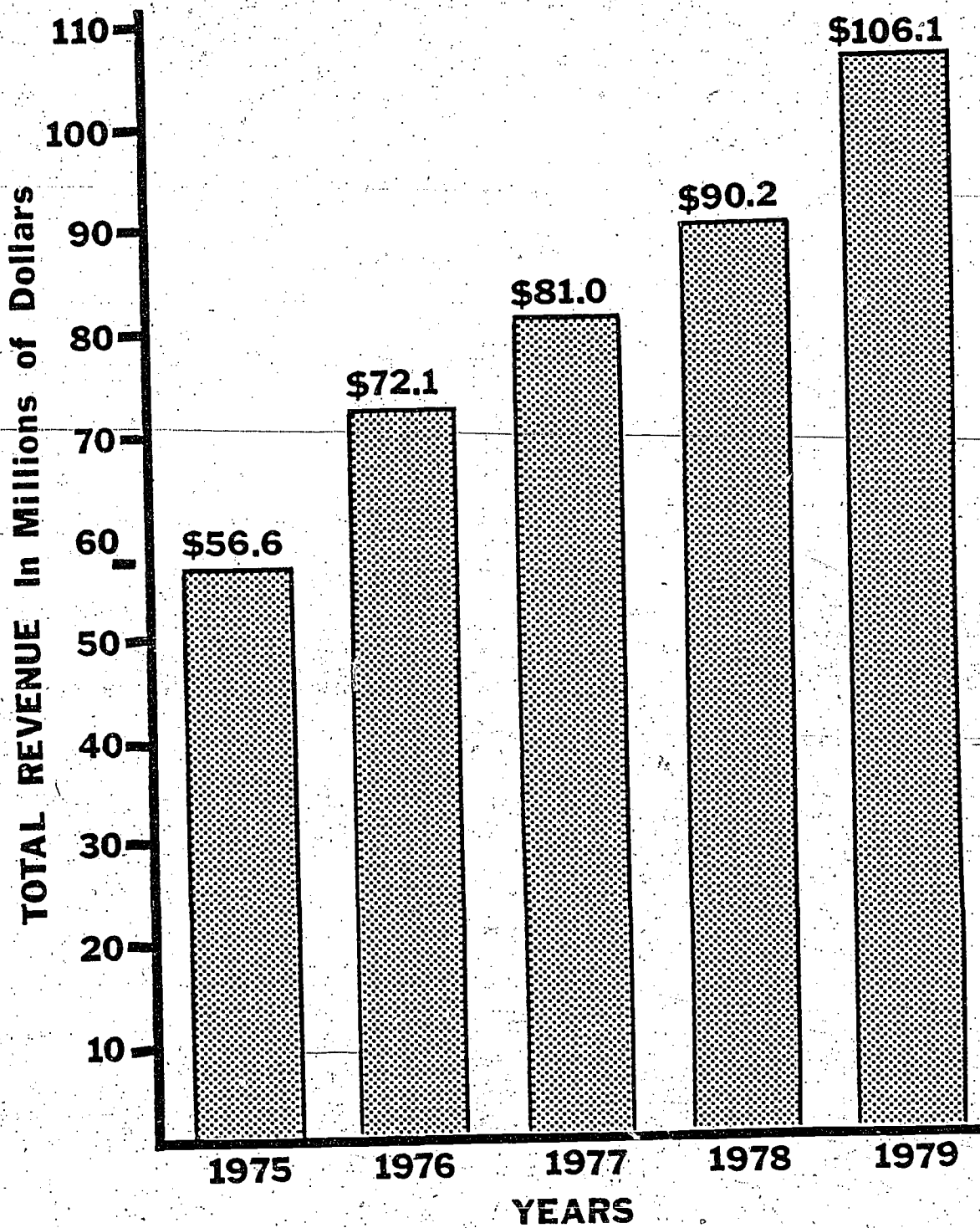
PROJECTED INCOME



PROJECTED EXPENDITURES

SOURCE: BUDGET OFFICE

UNIVERSITY OF LOUISVILLE  
TOTAL CURRENT REVENUE  
1975 - 1979



SOURCE: BUDGET OFFICE



---

---

# GRANTS AND CONTRACTS

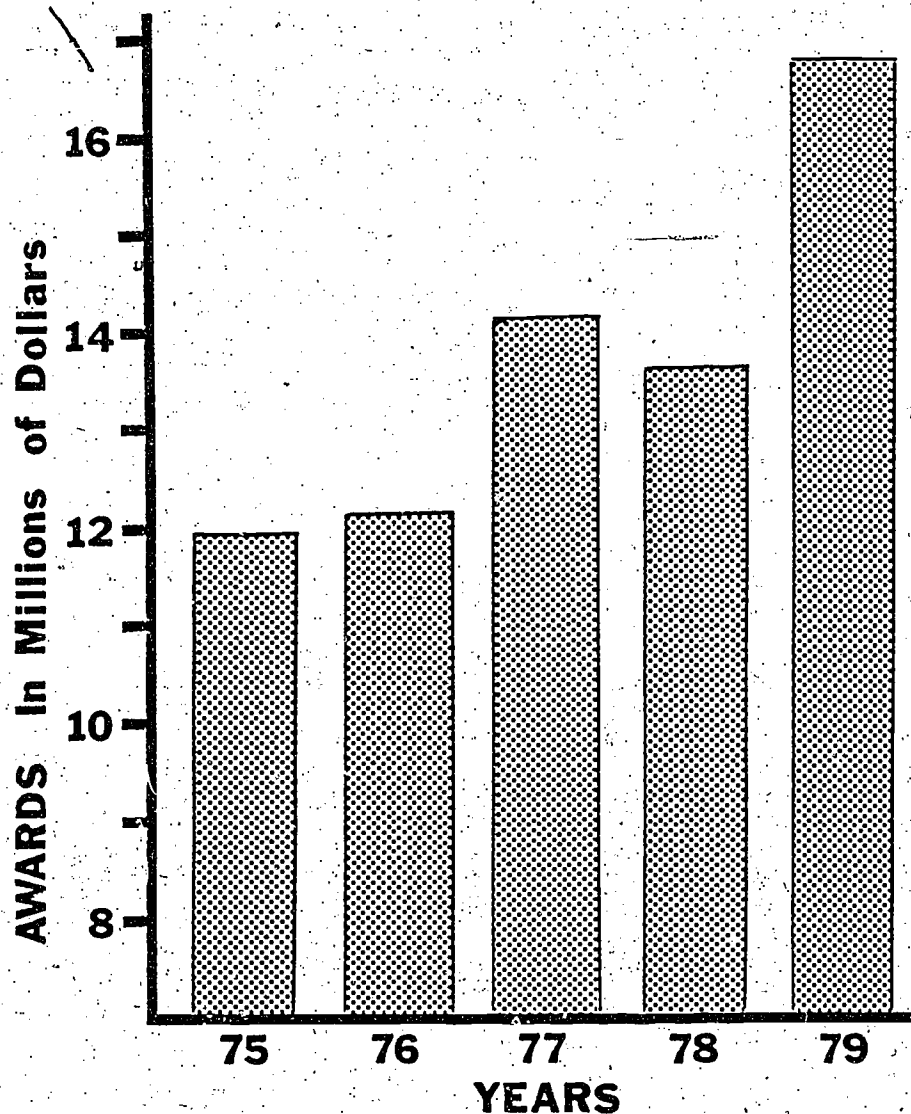
## GRANTS AND CONTRACTS HIGHLIGHTS

- FEDERAL SUPPORT FOR THE UNIVERSITY INCREASED LAST YEAR TO OVER EIGHT MILLION DOLLARS.
- THE NATIONAL SCIENCE FOUNDATION HAS INDICATED THAT IN 1976-77, THE UNIVERSITY RANKED 111TH AMONG ALL UNIVERSITIES IN THE COUNTRY IN FEDERAL GRANTS AND CONTRACTS, AND 73RD AMONG PUBLIC UNIVERSITIES.
- IN 1979 GRANTS AND CONTRACTS AWARDED TO THE UNIVERSITY TOTALED 14.8 MILLION DOLLARS; GRANTS FOR STUDENT AID TOTALED 1.8 MILLION DOLLARS.

50

55

# GRANTS AND CONTRACTS 1975 - 1979



	<u>AMOUNT RECEIVED</u>	<u>NUMBER OF GRANTS AND CONTRACTS</u>
1975	\$11,895,994	232
1976	12,074,098	180
1977	14,073,581	253
1978	13,566,726	258
1979	16,600,944	285

NOTE: AMOUNTS INCLUDE FEDERAL MONIES FOR STUDENT EDUCATION GRANTS AND LOANS (E.G.: BEOG, NDSL, WORK STUDY, ETC.).

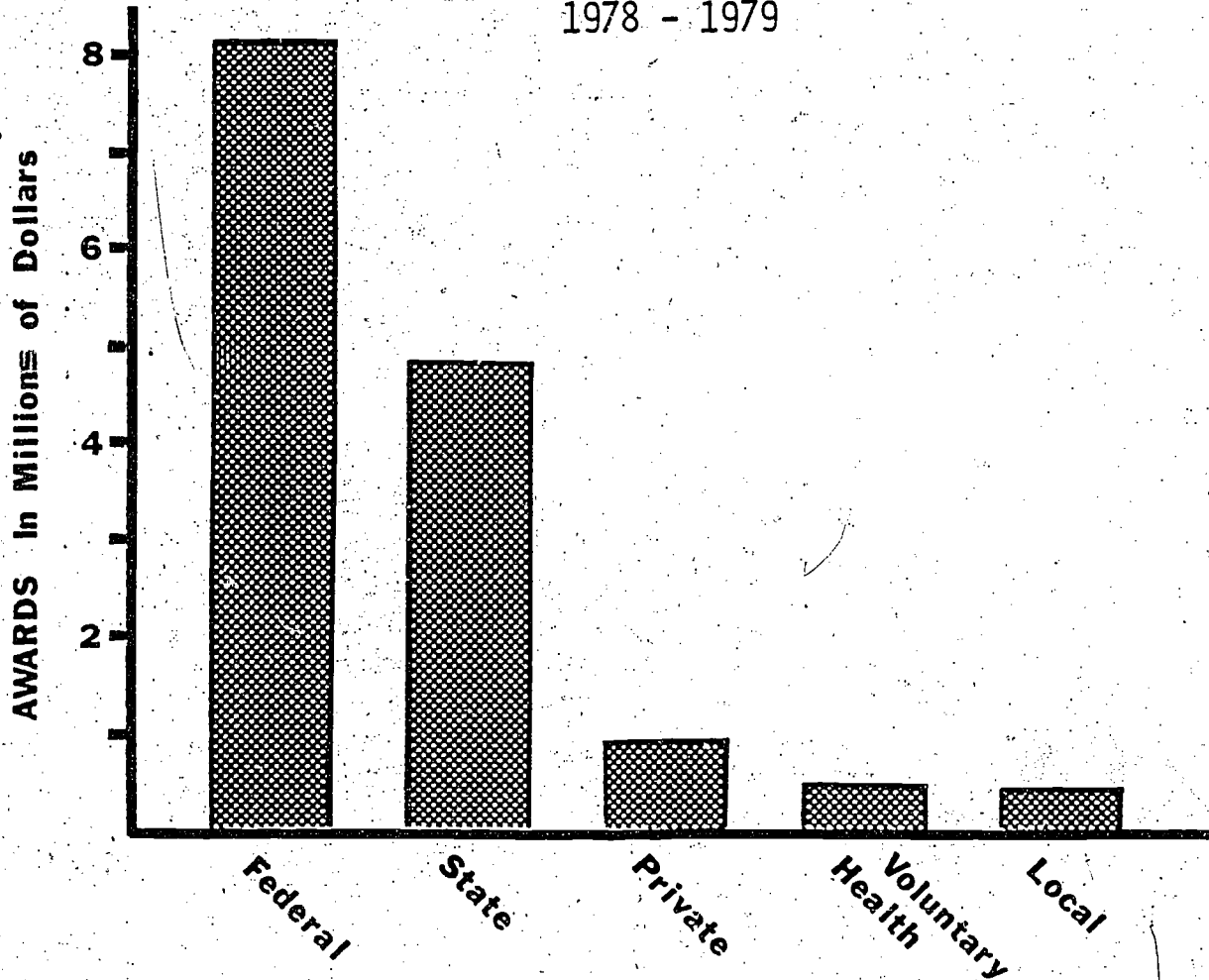
SOURCE: OFFICE OF SPONSORED PROGRAMS

UNIVERSITY OF LOUISVILLE  
GRANTS AND CONTRACTS BY SCHOOL  
1978 - 1979

<u>SCHOOL</u>	<u>NUMBER OF GRANTS AND CONTRACTS</u>	<u>AMOUNT RECEIVED</u>	<u>(% OF TOTAL)</u>
ALLIED HEALTH	2	\$ 89,404	(0.6)
ARTS AND SCIENCES	23	883,420	(6.0)
BUSINESS	2	9,500	(0.1)
DENTISTRY	12	933,516	(6.3)
EDUCATION	17	483,688	(3.3)
GRADUATE INSTITUTES	28	1,377,781	(9.3)
INSTITUTIONAL SUPPORT	17	414,217	(2.8)
JUSTICE ADMINISTRATION	4	429,419	(2.9)
KENT	5	526,553	(3.6)
MEDICINE	132	8,830,224	(59.7)
MUSIC	1	2,882	
NURSING	1	18,711	(0.1)
SPEED	27	484,338	(3.3)
UNIVERSITY COLLEGE	4	312,821	(2.1)
TOTAL	275	\$14,796,474	(100.0)
GRANTS FOR STUDENT AID	10	1,804,470	
GRAND TOTAL	285	\$16,600,944	

SOURCE: OFFICE OF SPONSORED PROGRAMS

UNIVERSITY OF LOUISVILLE  
GRANTS AND CONTRACTS BY FUNDING SOURCE  
1978 - 1979



<u>SOURCE</u>	<u>NUMBER OF GRANTS AND CONTRACTS</u>	<u>AMOUNT RECEIVED</u>	<u>(% OF TOTAL)</u>
FEDERAL GOVERNMENT	114	\$ 8,169,025	(55.2)
STATE GOVERNMENT	76	4,907,850	(33.2)
PRIVATE	33	810,361	(5.5)
VOLUNTARY HEALTH	29	463,529	(3.1)
LOCAL GOVERNMENT	23	445,709	(3.0)
TOTAL	275	\$14,796,474	(100.0)

NOTE: DOES NOT INCLUDE FEDERAL MONIES FOR STUDENT EDUCATIONAL GRANTS AND LOANS.

SOURCE: OFFICE OF SPONSORED PROGRAMS.

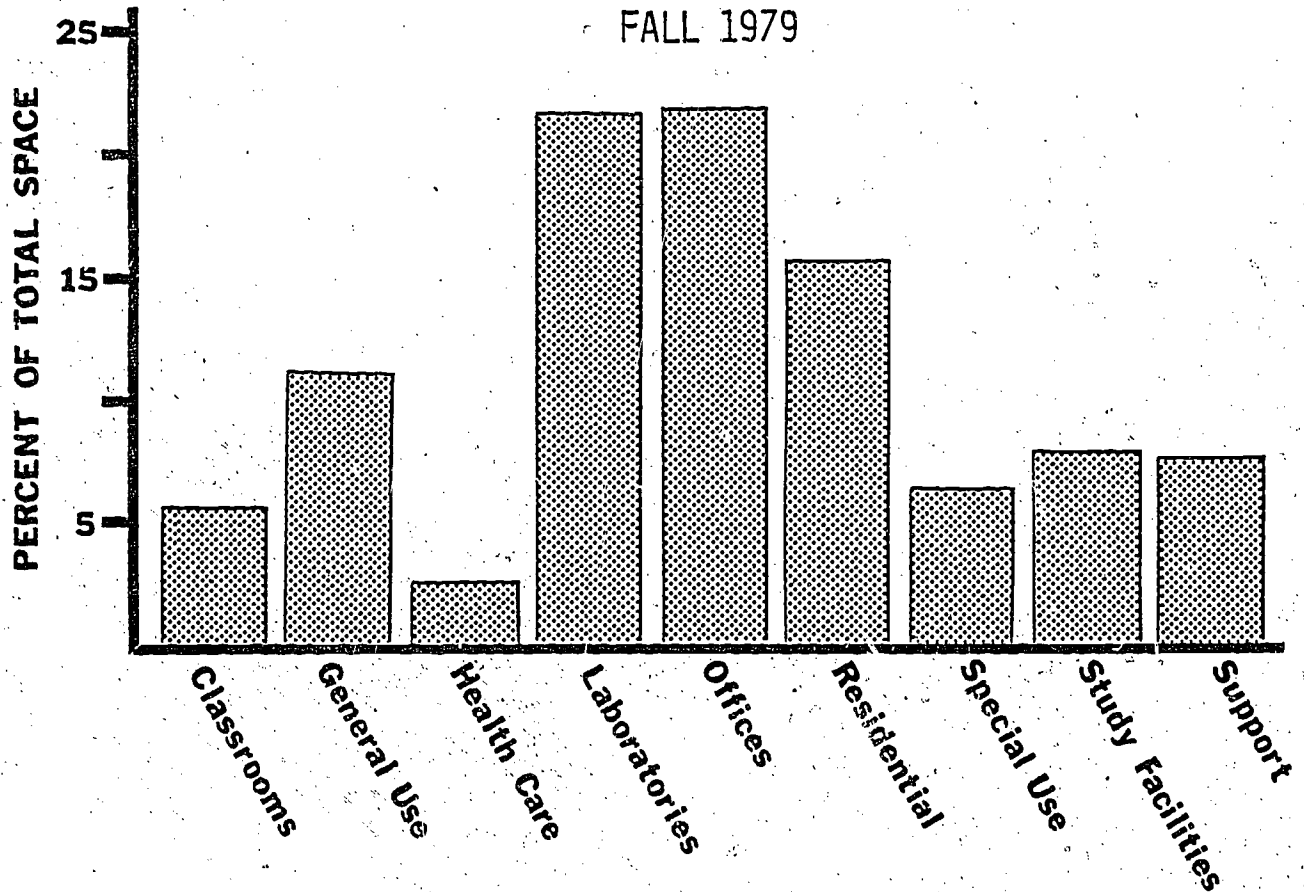
53

# PHYSICAL FACILITIES

## PHYSICAL FACILITIES HIGHLIGHTS

- THE UNIVERSITY HAS SEVEN NEW BUILDINGS CURRENTLY UNDER CONSTRUCTION AND TWO RENOVATIONS IN PROGRESS. TWO ADDITIONAL CONSTRUCTION PROJECTS WILL BEGIN IN 1980.
- MORE THAN \$102,900,000 IS PRESENTLY COMMITTED TO CONSTRUCTION AND RENOVATION PROJECTS IN PROGRESS.
- THE LARGEST PERCENT (35.1) OF ASSIGNABLE BUILDING SPACE IS COMMITTED TO INSTRUCTION (CLASSROOMS, LABORATORIES AND STUDY AREAS). THE NEXT LARGEST PERCENT IS ASSIGNED TO OFFICES (21.9).
- SPECIAL FACILITIES OWNED BY THE UNIVERSITY INCLUDE THE RAUCH MEMORIAL PLANETARIUM AND THE WALTER LEE MOORE OBSERVATORY LOCATED ON THE HORNER WILDLIFE SANCTUARY IN OLDHAM COUNTY.

UNIVERSITY OF LOUISVILLE  
 ASSIGNABLE BUILDING SPACE  
 FALL 1979



TYPE OF FACILITY	ASSIGNABLE SQUARE FEET	
	NUMBER	(%)
CLASSROOMS	117,134	(5.7)
GENERAL USE (INCLUDES LOUNGES, EXHIBIT AREAS, RECREATION ROOMS)	230,337	(11.2)
HEALTH CARE	50,794	(2.5)
LABORATORIES	445,666	(21.7)
OFFICES	449,811	(21.9)
RESIDENTIAL	319,506	(15.6)
SPECIAL USE (INCLUDES ATHLETIC FACILITIES AND AUDIO-VISUAL ROOMS)	126,712	(6.2)
STUDY FACILITIES	158,951	(7.7)
SUPPORT (INCLUDES MAINTENANCE SHOPS AND DATA PROCESSING SERVICE)	153,389	(7.5)
TOTAL	2,052,300	(100.0)

NOTE: DOES NOT INCLUDE UNIVERSITY HOSPITAL

SOURCE: OFFICE OF FACILITIES MANAGEMENT



UNIVERSITY OF LOUISVILLE  
NEW CONSTRUCTION AND RENOVATION  
FALL 1979

PROJECT	PROJECT DELAYED DUE TO FUNDING FREEZE	CONSTRUCTION BEGINNING SPRING 1980	UNDER CONSTRUCTION	ESTIMATED DATE OF COMPLETION	EXPECTED COST
<u>BELKNAP CAMPUS</u>					
ARTS COMPLEX I (MUSIC)			X	4/80	\$ 9,750,000
ARTS COMPLEX II (FINE ARTS & THEATRE ARTS)	X				
BELKNAP PLAYHOUSE			X	7/80	1,200,000
CLIMATORIUM (GREENHOUSE)	X				
DORMITORY RENOVATION	X				
LAW SCHOOL EXPANSION		X		2/82	5,900,000
LIBRARY & LEARNING CENTER			X	12/80	14,949,810
PEDESTRIAN OVERPASS		X			
SCIENCE COMPLEX I (CHEMISTRY)			X	3/81	7,750,000
SCIENCE COMPLEX II	X				
SOCIAL SCIENCE COMPLEX I (EDUCATION)			X	10/80	5,462,000
SOCIAL SCIENCE COMPLEX II	X				
SUPPORT SERVICE BUILDING	X				
UNIVERSITY CENTER COMPLEX & MULTI-PURPOSE BUILDING	X				
<u>HEALTH SCIENCES CAMPUS</u>					
ANIMAL EXPOSURE CHAMBER (MDR BUILDING)			X	7/80	
UNIVERSITY HOSPITAL			X		\$63,800,000
AMBULATORY CARE				4/80	
CONCENTRATED CARE				10/81	
INSTITUTIONAL SERVICE CENTER				3/80	

SOURCE: OFFICE OF FACILITIES MANAGEMENT

# LIBRARIES

## **LIBRARY HIGHLIGHTS**

- THE TOTAL NUMBER OF VOLUMES IN THE UNIVERSITY LIBRARIES INCREASED 14.1% BETWEEN 1976 AND 1979.
- CIRCULATION OF LIBRARY MATERIALS INCREASED 1.4% BETWEEN 1976 AND 1979.
- THE LIBRARY LOANED 36.9% MORE BOOKS TO OTHER UNIVERSITY LIBRARIES IN 1979 THAN IN 1976. BORROWING FROM OTHER UNIVERSITY LIBRARIES INCREASED 30.9%.
- SPECIAL LIBRARY COLLECTIONS INCLUDE RARE BOOKS, AN ART LIBRARY AND PHOTO ARCHIVES.
- PHOTO ARCHIVES HAS OVER 600,000 ITEMS AND IS THE LARGEST UNIVERSITY BASED PHOTOGRAPHIC COLLECTION IN THE UNITED STATES.
- A MAJOR PORTION OF THE PAPERS OF SUPREME COURT JUSTICES LOUIS D. BRANDEIS AND JOHN MARSHAL HARLAN AND THE PERSONAL LIBRARY OF JUSTICE BRANDEIS ARE HOUSED IN THE LAW LIBRARY.

UNIVERSITY OF LOUISVILLE  
UNIVERSITY LIBRARY HOLDINGS

TOTAL HOLDINGS  
1976-1979

	<u>1976</u>	<u>1977</u>	<u>1978</u>	<u>1979</u>
NUMBER OF TITLES	400,868	420,835	*	454,800
GOVERNMENT DOCUMENTS	137,346	154,894	*	173,016
PERIODICALS	5,460	5,666	6,032	6,392
MICROFORMS	*	*	368,128	343,741
TOTAL VOLUMES	728,536	765,688	798,868	831,537

1979 UNIVERSITY LIBRARY  
HOLDINGS BY LIBRARY

	<u>TOTAL VOLUMES</u>	<u>PERIODICALS</u>
CENTRAL UNIVERSITY LIBRARY <sup>1</sup>	556,539	3,618
HEALTH SCIENCES LIBRARY	128,310	1,220
LAW SCHOOL LIBRARY	101,565	884
MUSIC SCHOOL LIBRARY	21,913	274
SPEED SCIENTIFIC SCHOOL LIBRARY	23,210	396
TOTAL	831,537	6,392

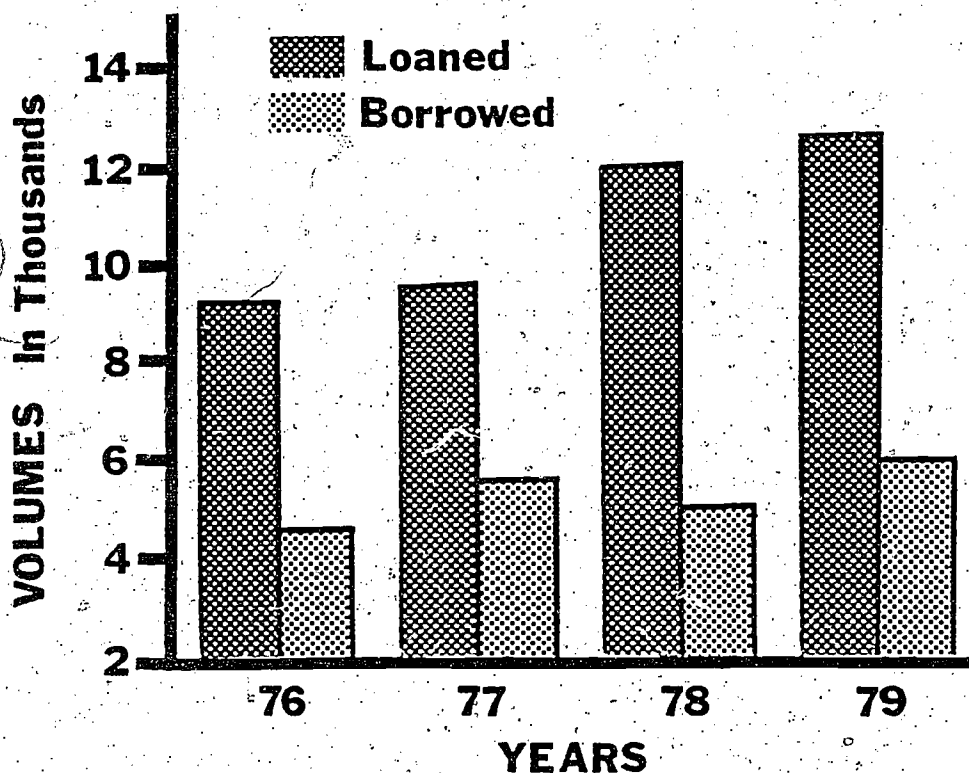
\*DATA UNAVAILABLE

<sup>1</sup>INCLUDES ART, NATURAL AND LIFE SCIENCES LIBRARIES

SOURCE: DEAN'S OFFICE, UNIVERSITY LIBRARIES

UNIVERSITY OF LOUISVILLE  
CIRCULATION AND INTERLIBRARY LOAN  
1976 - 1979

	<u>1976</u>	<u>1977</u>	<u>1978</u>	<u>1979</u>
<u>CIRCULATION</u>				
NUMBER OF VOLUMES	200,067	187,376	194,416	202,860



	<u>1976</u>	<u>1977</u>	<u>1978</u>	<u>1979</u>
<u>INTERLIBRARY LOAN</u>				
LOANED TO OTHER LIBRARIES	9,337	9,647	12,071	12,778
BORROWED FROM OTHER LIBRARIES	4,686	5,623	5,117	6,132

SOURCE: DEAN'S OFFICE, UNIVERSITY LIBRARIES