

DOCUMENT RESUME

ED 178 403

SO 012 063

TITLE English, Home and Community Life. Section 1 for the Student. Federal Textbook on Citizenship-Home Study Course. Revised Edition.

INSTITUTION Immigration and Naturalization Service (Dept. of Justice), Washington, D.C.

PUB DATE 78

NOTE 111p.; For related documents, see SO 012 062-064

AVAILABLE FROM Superintendent of Documents, U.S. Government Printing Office, Washington, D.C. 20402 (\$3.25)

EDRS PRICE MF01/PC05 Plus Postage.

DESCRIPTORS Adult Education; *American Culture; *Citizenship; Citizenship Responsibility; Correspondence Courses; Educational Objectives; *English Instruction; *Home Study; Immigrants; Lesson Plans; *Literacy Education; Worksheets

IDENTIFIERS Naturalization Programs

ABSTRACT

This book, one in a three volume series dealing with American history and culture, presents 31 lessons on English language instruction and on home and community life in the United States. The home study materials are intended for use by candidates for naturalization who have a limited knowledge of English and who are unable to attend public school classes. Lesson topics relating to daily life in the United States include family life, home environments, good neighbors, farming, job interviewing, rights and duties of citizenship, gardening, home ownership, land ownership, and health. Among those topics relating to English language instruction are the months of the year, learning to read and write, numbers, and vocabulary development. For each lesson, information is presented on basic vocabulary terms, short sentences which describe the topic, simple phrases to read out loud, and phrases and simple sentences to write. Each lesson is accompanied by a photograph which illustrates some of the major vocabulary words and concepts in the lesson. For example, the lesson entitled "We Learn" is accompanied by a photograph of elementary school children writing on a blackboard in a school classroom. Also included in the booklet is the text to "The Star Spangled Banner," block-printed and cursive alphabet letters, and an alphabetical listing of all words used in the lessons. (DB)

 * Reproductions supplied by EDRS are the best that can be made *
 * from the original document. *

FEDERAL TEXTBOOK ON CITIZENSHIP — Home Study Course

ED178403

English,

Home

AND

Community

Life

U S DEPARTMENT OF HEALTH,
EDUCATION & WELFARE
NATIONAL INSTITUTE OF
EDUCATION

THIS DOCUMENT HAS BEEN REPRODUCED EXACTLY AS RECEIVED FROM THE PERSON OR ORGANIZATION ORIGINATING IT. POINTS OF VIEW OR OPINIONS STATED DO NOT NECESSARILY REPRESENT OFFICIAL NATIONAL INSTITUTE OF EDUCATION POSITION OR POLICY.

Section 1 for the Student



M-11 (Rev. 1978) Y

Sp 012 06-3

**UNITED STATES DEPARTMENT OF JUSTICE
IMMIGRATION AND NATURALIZATION SERVICE**

For sale by the Superintendent of Documents, U.S. Government Printing Office
Washington, D.C. 20402

Stock Number 027-002-00309-1


Foreword

This home study material has been developed for the use of candidates for naturalization who speak English but who have little or no skill in reading. It is designed so that the man or woman unable to attend public-school classes may learn to read and write by having a limited amount of help provided by some member of his family or a neighbor.

The material was prepared under the general supervision of the Director, University Extension Division, University of Nebraska, with the aid of one State and one local public-school representative from the States of Montana and Nebraska. General direction in the development of the material was given by the United States Immigration and Naturalization Service.

A companion pamphlet, "English, Home and Community Life, For the Helper (Section 1)," has been prepared to assist the person who is to help the student. It should be used in conjunction with this booklet, since it supplements with necessary information the problems and work sheets herein.

Commissioner of Immigration and Naturalization.



THE STAR-SPANGLED BANNER

Oh, say, can you see, by the dawn's early light,
What so proudly we hailed at the twilight's last gleaming?
Whose broad stripes and bright stars, thro' the perilous fight,
O'er the ramparts we watched were so gallantly streaming!
And the rockets' red glare, the bombs bursting in air,
Gave proof thro' the night that our flag was still there:
Oh, say, does that star-spangled banner yet wave
O'er the land of the free, and the home of the brave?

Contents

Lesson	Page
1. A Family	1
2. I Work	3
3. I Start on Time	6
4. Our Homes	11
5. We Help Each Other	13
6. Father, Mother, and Children	16
7. We Learn	21
8. People Learn to Read and Write	23
9. Ways to Learn	26
10. John Wants to Learn	31
11. A Clean Home	33
12. Good Sleep	35
13. Good Food	39
14. Good Health in the City	41
15. We Play	44
16. We Make Gardens	51
17. The City	53
18. Money in the Bank	55
19. John Works	59
20. The Employment Office	64
21. Employment in the Country	66
22. We Need Farmers	71
23. The Work of Farmers	75
24. We Own Land	78
25. Good Neighbors	83
26. More about Our Neighbors	86
27. Rights and Duties in the United States	89
28. Making the United States a Good Country	93
29. How to Become a Citizen	95
30. The Months of the Year	98
31. Numbers	102
Words Used in Section 1	107

A B C D E F G H I

A B C D E F G H I

J K L M N O P Q R

J K L M N O P Q R

S T U V W X Y Z

S T U V W X Y Z

a b c d e f g h i

a b c d e f g h i

j k l m n o p q r

j k l m n o p q r

s t u v w x y z

s t u v w x y z

1 2 3 4 5 6 7 8 9 0

1 2 3 4 5 6 7 8 9 0



A Family

LESSON 1

A Family

I have we
a family home

I have a family.

We have a home.

SOMETHING TO DO FOR LESSON 1

A. To do.

we	home
home	have
have	I
family	a
a	we
I	family

B. To read.

I	family
family	have
home	home
a	we

C. To write.

a a home have

D. My name is



I Work

LESSON 2

I Work

work for to
must want my


I work.

I must work.

I work for my family.

I must work for my family.

I want to work for my family.



SOMETHING TO DO FOR LESSON 2

A. To do.

work
family
must
home
we
want
to
have
for
my

want
we
work
to
have
family
my
for
must
home

+

/1

B. To read.

work
to work
must work
my family
for my family

want
home
family
we
have


C. To do.

f	for	family
h	have	home
m	my	must

D. To write.

my must to

E. My name is.



I Go to Work

LESSON 3

I Start on Time

go time do
on start you

I go to work.

I go to work on time.

I want to start work on time.

Do you go to work?

Do you go to work on time?

SOMETHING TO DO FOR LESSON 3

A. To do.

go	on
you	time
time	family
on	do
home	go
do	start
family	you
start	home

B. To read.

on time	to start
to work	for my family
do you go	I go

C. To do.

- | | | | |
|------------|------------|------------------|---------|
| 1. home | 2. family, | 3. start | 4. work |
| 1. I go to | | 3. I work for my | |
| 2. I | on time. | 4. We have a | |

D. To write.

on time go do

E. My name is

ENGLISH AND GOVERNMENT

Section 1

Date mailed:

Your name:

Your address:

WORK SHEET FOR LESSONS 1 TO 3

A. To do.

I work
my family
to work
on time
must work

to work
must work
my family
I work
on time

B. To write.

1.
2.
3.

C. My name is

.....
.....
.....

CUT HERE



Homes

LESSON 4

Our Homes

needs our are
your in the

A family needs a home.
I have a home for my family.
You have a home for your family.
The homes are for our families.
The homes are our homes.
We work in our homes.

SOMETHING TO DO FOR LESSON 4

A. To do.

1. work 2. time 3. home 4. family

1. A family needs a
2. You have a home for your
3. I must
4. I start on '

B. To read.

for my family	on time
for your family	to work
in our homes	

C. To do.

t	to	time	the
y	you	your	


D. To write.

in needs the

.....
.....
.....

E. Name:

.....
.....
.....



We Help

LESSON 5

We Help Each Other

help each
people together
other and

We work together in our family.

We want to help each other.

We want to help other people.

Do people help each other work?

You and I work together.
You and I help each other.
People help each other work.



SOMETHING TO DO FOR LESSON 5

A. To do.

- | | | | |
|---------------------------------|-------------------------------|-----------|---------|
| 1. wants | 2. together | 3. family | 4. help |
| 1. You and I work | 3. My family..... to help me. | | |
| 2. We want to each other. | 4. I want to help my | | |


B. To read.

in our family	on time
to help	to work
work together	in our homes
for my family	for our families

C. To write.

and help each people

D. Name:



A Family

LESSON 6

Father, Mother, and Children

mother is

father children

The mother is in the home.

The father is in the home.

The children are in the home.

The mother and father and children are a family.

Father and mother help the children.

like play with

Father and mother help others.

Do the children help father and mother?

Father and mother want the children to help.

Children must help with the work.

Father, mother, and children help each other.

Do the children like to play?

The family likes to play together.

SOMETHING TO DO FOR LESSON 6

A. To read.

in the home	go to work
with the work	help each other
like to play	father and mother
want to work	

B. To do.

with	father	like	people
together	help	play	children
mother	with	is	play
father	together	people	like
help	mother	children	is

C. To write.

is play mother father

D. Name:

ENGLISH AND GOVERNMENT

Section 1

Date mailed:

Your name:

Your address:

WORK SHEET FOR LESSONS 4 TO 6

A. To do.

1. play 2. other 3. like 4. together 5. have
6. help 7. time 8. father and mother 9. homes 10. to

1. Children to play.

2. People help each

3. The children help

4. Children like to

5. We have work together.

6. People want

7. I a family.

8. We work

9. We want to each other.

10. I start on

B. To write.


1.

2.

3.

CUT HERE

C. Name:



Courtesy, School District of Philadelphia

We Learn

LESSON 7

We Learn

learn things
groups church
what right many

People must learn many things.

We like to learn in groups.

The family is a group.

The church is a group.

Children learn what is right in the home and in the church.

Father and mother help the children to learn the right things.

People learn together what is right.

People want to learn.

People should learn what is right.

SOMETHING TO DO FOR LESSON 7

A. To do.

ch	children	church
l	learn	like
r	read	right
w	we	want
to	to	work
		with
		together

B. To do.


church things learn time

1. People want to.....
2. We must go on.....
3. We go to.....
4. We learn many.....

C. To write.

learn church things

D. Name:



I Can Learn to Write

LESSON 8

People Learn to Read and Write

can read
write they
school me

We want to learn many things.
My children can read and write.
They learn in school.
They do many things in school.

I want to learn to read and write.

Can I learn to read and write?

I want my family to help me.

People must help each other to learn.

Father and mother help the children to do things in the home.

The children can help father and mother learn to read and write.

The children learn in groups in school.

They like to learn in groups.

They like to read and write.

I can learn to read and write.

SOMETHING TO DO FOR LESSON 8

A. To do.

1. learn

I must learn to read.

2. write

We read and write.

3. do

People learn to do many things.

4. school

Children learn in school.

5. They

They read and write.

6. read

I like to read.

B. To read.

learn in school

to do many things

learn to read

to do things

to do right

learn to write

C. To write.

Can they read?

D. Name: _____



We Learn from Books and Papers

LESSON 9

Ways to Learn

ways from books
television papers
radio at us

We learn in many ways.

We can learn from books and papers.

26

32

We can learn from the radio and television.

We can learn from each other.

Children read books at school.

They learn from each other.

People read books and papers at home.

They learn from radio and television.

Books, papers, and radios help us to learn.

People can learn to do things in many ways.

People need to do things in many ways.

SOMETHING TO DO FOR LESSON 9

A. To do.

- | | | |
|--|-----|----|
| 1. Do we read the radio? | Yes | No |
| 2. Do many people read and write? | Yes | No |
| 3. Can we have television sets? | Yes | No |
| 4. Can children learn at school? | Yes | No |
| 5. Do we learn from books and papers? | Yes | No |
| 6. Do we learn from radio and television | Yes | No |
| 7. Can we write in our homes? | Yes | No |

B. To read.

in many ways
from books and papers
from the radio
at home
help us to learn

to do things
from each other
people can learn
in our homes
at school

C. To write.

They learn to read.

o c e a o c e a

D. Name:

ENGLISH AND GOVERNMENT

Section 1

Date mailed: -----

Your name: -----

Your address: -----

WORK SHEET FOR LESSONS 7 TO 9

A. To do.

ch	church	home	children	
to	write	from	together	
l	learn	ways	like	
m	we	me	must	way
r	learn	radio	read	right

B. To do.

- | | | |
|----------------------------------|-----|----|
| 1. Do children learn at school? | Yes | No |
| 2. Can we learn from the radio? | Yes | No |
| 3. Is a school a group? | Yes | No |
| 4. Do all people do right? | Yes | No |
| 5. Do all people learn to write? | Yes | No |
| 6. Do we read books and papers? | Yes | No |

C. To write.

1. -----
2. -----
3. -----
4. -----

D. Name: -----



John Wants to Read the Paper

LESSON 10

John Wants to Learn

United States he
be citizen know
good lives

John lives in the United States.

He wants to be a citizen.

He wants to learn many things.

He wants to learn to read and write.

He wants to read books and papers.

He wants to know what a citizen can do.

He must have help.

He needs a helper.

John wants to be a good citizen.

He can learn to be a good citizen.

SOMETHING TO DO FOR LESSON 10

A. To do.

1. He wants to read.

2. John can learn.

3. He must work.

4. He wants to be a citizen.

He wants to be a citizen.

He must work.

John can learn.

He wants to read.

B. To do.

home helper learn papers citizen

1. We want to

2. I have a

3. Father reads

4. I want to be a

5. I have a

C. To write.

He needs help.

N M N K N M N K



My Home Is Clean

LESSON 11

A Clean Home

health keep clean
try food how

People want good health.

To have good health we must keep clean.

I like a clean home.

I try to keep my home clean.

My family helps me to keep our home clean.

We keep our food clean.

People need good, clean food.

They learn from books and papers how to keep in good health.

Children must learn how to keep in good health.

We want the children to know how to live in a good way.

SOMETHING TO DO FOR LESSON 11

A. To do.

- | | | |
|--------------------------------------|-----|----|
| 1. People learn from the radio. | Yes | No |
| 2. We keep our food at the church. | Yes | No |
| 3. Children need good, clean food. | Yes | No |
| 4. We should know how to keep clean. | Yes | No |

B. To read.

good food	from books and papers
good health	from television
need many things	help each other
from the radio	try to keep clean

C. To write.

People want good health.

to N U Y



Healthful Sleep

LESSON 12

Good Sleep

sleep fresh air
them rooms
beds all

We all need sleep.
We need fresh air for good sleep.
I have fresh air in my home.
My family is in good health.
I want them to have good health.

We sleep in clean rooms.

I keep our beds clean.

They are good beds.

The air in our bedrooms is fresh.

Fresh air helps people to have good health.

Sleep helps them to have good health.

Good sleep helps to keep the family in good health.

SOMETHING TO DO FOR LESSON 12

A. To do.

f	father	food	family	
fr	from	fresh		
p	people	paper		
r	rights	read	radio	rooms
s	start	school	sleep	

B. To do.

air beds bedrooms want clean

1. We good health.
2. People must have fresh
3. We try to keep our children
4. We need fresh air in our
5. My family likes clean

C. To write.

We need sleep

ENGLISH AND GOVERNMENT

Section 1

Date mailed: _____

Your name: _____

Your address _____

WORK SHEET FOR LESSONS 10 TO 12

A. To do.

air	food	read	need
papers	fresh	radio	citizen

Put the right word on each line.

1. I want to be a _____
2. Father reads the _____
3. We _____ sleep.
4. Children need good _____
5. We need _____ air in our bedrooms.
6. We _____ books.
7. My family likes the _____
8. People must have fresh _____

B. To write.

1. _____
2. _____
3. _____

4. _____

5. _____

6. _____

C. Name:



People Need Good Food

LESSON 13

Good Food

every milk eggs
vegetables buy best

Every family needs good food.

All people need milk and eggs and vegetables.

They want fresh, clean food.

People can buy fresh eggs and vegetables.

They can buy good milk.

All people should know how to buy food.

They should know what food is best for them.

They should know how to keep food fresh and clean.

We learn from books, papers, and the radio and television, how to buy good food.

We want the right food for every family.

SOMETHING TO DO FOR LESSON 13

A. To do.

people vegetables buy food best milk

1. People food.
2. All people need
3. Many like eggs.
4. We want good for the family.
5. Children like
6. We want the food.

B. To do.

- | | | |
|--|-----|----|
| 1. Every family needs good food. | Yes | No |
| 2. All people need vegetables. | Yes | No |
| 3. Father and mother do not need milk. | Yes | No |
| 4. We must keep food clean. | Yes | No |
| 5. Fresh eggs are good food. | Yes | No |

C. To write.

All need milk.

2 Z L D P B R



We Have Clean Streets

LESSON 14

Good Health in the City

city use water
get place not
streets

People in the city want good health.

They should use clean food.

They need fresh, clean water.

They must get the water from a clean place.

They must not throw food in the streets.

They want clean food.

People want clean streets.

All the people must help to keep the streets clean.

They must keep papers and other things from the streets.

They must do what is best for their health.

SOMETHING TO DO FOR LESSON 14

A. To do.

1. e	bed	egg	get
2. oo	room	school	food
3. a	at	and	can
4. a	all	want	water

B. To Write.

One

More than one

1. home
2. street
3. thing
4. mother
5. school
6. book

C. To write.

We use the streets.

T T S S



People Like to Play

LESSON 15

We Play

there most part
some come shows

Play is good for health.

There are many ways to play.

To have a good time is to play.

Every family should have a good time.

Children come to play in the park.

They like to come to the park.

The children need fresh air.

Some fathers and mothers come to play with the children.

There are other ways to have a good time.

Some people like to read.

They read to learn many things.

They have a good time at home.

Some people like to go to shows.


They have a good time at shows.

Most people have to work and most people should play.

We have good times at work and at play.



Courtesy, The Library of Congress.



SOMETHING TO DO FOR LESSON 15

A. To do.

- | | | | | |
|---------|-------|------|------|------|
| 1. play | way | may | say | day |
| 2. park | mark | dark | lark | |
| 3. need | sleep | keep | | |
| 4. b | book | be | bed | best |

B. To do.

park health shows know ways

1. Play is good for
2. We can play in a
3. There are many to play.
4. People should how to play.
5. Some people like

C. To write.

I want to play.

I I I I

ENGLISH AND GOVERNMENT

Section 1

Date mailed: _____

Your name: _____

Your address: _____

WORK SHEET FOR LESSONS 13 TO 15

A. To do.

vegetables eggs water right want many clean learn

Put the right word on each line.

1. We _____ from the radio.
2. People want _____ streets.
3. There are _____ ways to play.
4. We _____ to know what food is best.
5. Every family needs the _____ food.
6. People must use fresh, clean _____.
7. We can buy fresh _____.
8. We grow _____ in our gardens.

B. To do.

- | | | |
|--|-----|----|
| 1. People do not need vegetables. | Yes | No |
| 2. They must know how to buy the right food. | Yes | No |
| 3. People need to play all the time. | Yes | No |
| 4. Children like the parks. | Yes | No |
| 5. We need clean milk. | Yes | No |

C. To write.

1. -----
2. -----
3. -----
4. -----
5. -----
6. -----



Mother Likes the Garden

LESSON 16

We Make Gardens

garden	grow
makes	man
his	wife

A family needs vegetables.
Vegetables grow in gardens.
The man makes a garden.
His wife helps with the work.
The man shows his children how to make a garden.
All the family work in the garden.
They have a good time there.
They grow many vegetables.

- They like to keep the garden clean.
- Work in the garden makes children grow.
- They need work in the fresh air.
- All people need some work and some play.

SOMETHING TO DO FOR LESSON 16

A. To do.

works need vegetables children garden

1. We need
2. The man
3. F's work.
4. Our is good.
5. People vegetables.

B. To do.

grow	show	know	
park	garden	part	are
an	and	can	man
the	them	they	there

C. To write.

Dear John:
I can help you.
Yours truly,
Joe

.....

.....

.....

.....



A Big City

LESSON 17

The City

that it which
too new find

My home is in the city.

Is your home in the city?

It is a good place in which to live.

There are good homes, churches, and schools.

We can find work in many places.

There are parks and shows, too.

We can buy many new things in a city.

The city is good in many ways.

We like the homes, churches, and schools that are in the city.

We like the work that we find there.

We like some other things, too.

SOMETHING TO DO FOR LESSON 17

A. What is it?

1. fresh air 2. a garden 3. a bed 4. a book 5. a city

- | | |
|---------------------------------|----------------------------------|
| 1. Vegetables grow in it. | 4. We can sleep in it. |
| 2. Many people live there. | 5. Many people can read it. |
| 3. It is good for health. | |

B. Use the right word.

man good can clean time

- | | |
|--------------------------|--------------------------|
| 1. The home is | 4. Children sleep. |
| 2. The is at home. | 5. Food must be |
| 3. We have a good | |

C. To write.

People can work in the city.

.....

.....

.....



A Bank Serves the People

LESSON 18

Money in the Bank

money better
put pay bank
where checks

People need money to buy what they want.
We use money to buy homes.
We use it to buy food.
We use it for good times.
We must not keep our money in our homes.
It is better to put it in a bank.
We can put our money in a bank.
We can write checks.
We can use the checks to pay for things.
All cities have good banks.
People should know the right ways to use money.
They should know where to keep money.

SOMETHING TO DO FOR LESSON 18

A. To do.

1. t	too	put	better	it
2. c	city	place		
3. l	people	like	live	milk
4. g	go	good	egg	
5. b	best	better		
6. wh	when	which		

B. Put a line under YES or NO.

1. Do children play in the parks?	Yes	No
2. Do all cities have banks?	Yes	No
3. Do we use money for good times?	Yes	No
4. Are all vegetables fresh and clean?	Yes	No
5. Can we find new things in the city?	Yes	No
6. Do we need banks?	Yes	No

C. To do.

No. <u>123</u>	Date <u>May 26,</u> 19 <u>11</u>
FIRST NATIONAL BANK 13-1	
PAY TO THE ORDER OF	<u>Amos N. Benton</u> \$ <u>10²⁵/₁₀₀</u>
	<u>Ten and ²⁵/₁₀₀</u> Dollars
<u>Kenneth H. Grant</u>	

No. _____	Date _____ 19____
FIRST NATIONAL BANK 13-1	
PAY TO THE ORDER OF	_____ \$ _____
	_____ Dollars

ENGLISH AND GOVERNMENT

Section 1

Date mailed: -----

Your name: -----

Your address: -----

WORK SHEET FOR LESSONS 16 TO 18

A. To do.

Put a line under YES or NO.

- | | | |
|---|-----|----|
| 1. Do vegetables grow in the street? | Yes | No |
| 2. Is a park a place for us to play? | Yes | No |
| 3. Do we buy new things in a bank? | Yes | No |
| 4. Do all people have gardens? | Yes | No |
| 5. Are there banks in the cities? | Yes | No |
| 6. Should we all have good times? | Yes | No |
| 7. Is there much work in cities? | Yes | No |
| 8. Do all people need money? | Yes | No |
| 9. Do we use money to buy what we need? | Yes | No |

B. To do.

ch	can	church	city	children
wh	work	what	which	where
an	can	bank	man	and
ow	grow	garden	know	out
ere	where	what	there	the

C. To write.

1. -----

2. -----



A Good Workman

LESSON 19

John Works

receipt month four
 eleven sure
when bills dollars

John works in the city.

He is a good workman, and he gets good pay.

He gets his pay every week.

He finds many uses for money.

His family needs new things.



○ INDICATES CAPITAL OF STATE
 ● INDICATES OTHER IMPORTANT CITIES

He must be sure to have money for the family needs.

Every month there are bills to pay.

He gets a receipt when he pays his bills.

He must be sure to keep some money for his bills.

He puts some money into the bank.

He knows where there is a good bank.

SOMETHING TO DO FOR LESSON 19

A. Write the best word on the line.

1. John is a good
family workman wife
2. The man keeps money in the
garden streets bank
3. His wife works in the
garden park school
4. There are many places people can live.
which where what
5. John his pay every week.
shows finds gets
6. We must be to find the right words.
sure use better


B. To do.

1. Where does John work?
.....
2. When does he get his pay?
.....
3. When does John pay his bills?
.....
4. What does he get when he pays his bills?
.....

C. To write.

November 18, 1971
Received from Walter Kline
Sixty-seven and ⁰⁰/₁₀₀ Dollars
For balance on automobile
\$67.⁰⁰/₁₀₀ Samuel Walker

_____ 19____
Received from _____
_____ Dollars
_____ ⁰⁰/₁₀₀
\$ _____



At the Employment Office

LESSON 20

The Employment Office

has employment
no name
will ask
him office

Joe has no work.

Where can he find work?

Where is the best place to go?

He can go to the employment office.

The man in the office will ask Joe what his name is.

He will ask him where he lives.

He will ask what work Joe can do best.

The employment office will help him to find work.

He cannot be sure what the work will be.

SOMETHING TO DO FOR LESSON 20

A. To do.

- | | |
|--------------------------|--------------------------|
| 1. Joe has | will help |
| 2. He can | find work |
| 3. He can go | no work |
| 4. The man in the office | to the employment office |

B. To do.

- | | |
|----------------------|-------------------|
| 1. will ask him | the best place |
| 2. employment office | be sure |
| 3. the best place | has no employment |
| 4. do what he can | will ask him |
| 5. his name is | employment office |
| 6. to find work | to find work |
| 7. be sure | which office |
| 8. has employment | do what he can |
| 9. has no employment | his name is |
| 10. where he lives | has employment |
| 11. which office | where he lives |

C. To do.

- | | | | | |
|-----|------|------|------|------|
| ill | bill | will | hill | |
| ay | pay | way | day | |
| est | best | test | west | |
| ake | make | bake | cake | lake |

D. To write.

He will ask for work.



Raking Hay in New Hampshire

LESSON 21

Employment in the Country

could did
country hard
but day

Joe could not find employment in the city.
He did find employment in the country.
He works hard, but he likes the country.
He has work every day.
He likes the place where he works.
It is all new to him.

✓ The food and water are good.

He can have milk, eggs, and vegetables.

The air is fresh.

The home in which he lives is clean.

He gets his pay every month.

It is good pay.

He has no bills to pay.

He did have a bill every month for his room in the city.

He had to pay his bills.

SOMETHING TO DO FOR LESSON 21

A. Use the right word.

with will sure put

1. Be to use the right word.

2. We work our family.

3. Joe help me with my work.

4. I will my money in the bank.

B. To do.

1. Where does Joe work?

2. When does Joe work?

3. Does he have bills to pay?

4. When does Joe get his pay?

C. To write.

Joe likes the country.

Joe has work every day.

Joe has good food.

ENGLISH AND GOVERNMENT

Section 1

Date mailed:

Your name:

Your address:

WORK SHEET FOR LESSONS 19 TO 21

A. To do.

Put a line under the right words.

1. John must
money for his bills.

find work
pay his bills
be sure to keep

4. John will put his money
..... to keep it.

in his home
in the bank
in the garden

2. Joe will go to
to find work.
the employment office
the church
the bank

5. The man in the office
will ask Joe

where his bank is
many uses for money
what his name is

3. Joe had
work every day
man in the office
in the country

B. To do.

1. Where does John work?
.....
2. What does John get when he pays his bills?
.....
3. Where does Joe work?
.....
4. Where did Joe go to find work?
.....

C. To write.

1.

2.

3.

D. Name:

.....
.....



Harvesting in Arizona

LESSON 22

We Need Farmers

farm who men
save savings bond
would change

A farm is a place in the country.

Joe works on a farm.

He has some money.

He wants to save some money.

He can buy a United States savings bond at the bank.

The men who work on farms are farmers.

They like farm work.

They would not change places with men who work in the city.

Farmers grow food for all the people.

City people buy the food.

They must have farm food.
 Farmers must have things that they can buy in the city.
 Country people and city people need each other.

SOMETHING TO DO FOR LESSON 22

A. To write.

Form FD 3027 Rev. 6/78
 Dept. of the Treasury
 Bureau of the Public Debt

**APPLICATION FOR
 United States Savings Bonds—Series E**

Ref. No. _____

The undersigned hereby applies for United States Savings Bonds of Series E as follows:

NUMBER OF BONDS	DENOMINATION	ISSUE PRICE (Each Bond)	AMOUNT (Total cost)	INITIAL NUMBER OF BONDS ISSUED (For use of Issuing Agent)	
1	\$ 25	\$ 18.75	\$ 18.75	Q	E
	50	37.50		L	F
	75	56.25		K	E
	100	75.00		C	E
	200	150.00		R	F
	500	375.00		D	F
	1,000	750.00		M	E
	10,000	7,500.00		X	E

Total amount of purchase **\$ 18.75**

BONDS TO BE INSCRIBED [See Department Circular No. 530 for authorized forms of inscription. "Miss" or "Mrs." must be indicated whenever a woman's name appears.]

Name JAMES H. SMITH

Address 624 MARKET STREET
MEDIA, PENNSYLVANIA 19063

Taxpayer identifying number of owner: 123-45-6789 of _____
 Social Security Account Number Employer Identification Number

The following person, if any, to be named as coowner beneficiary
 Name MRS MARY SMITH

Bonds will be delivered to below-named applicant unless otherwise here instructed.

SIGN AND DATE HERE Signature of Applicant James H. Smith Date SEPTEMBER 1, 1971

Address SAME

METHOD OF PAYMENT CASH SAVINGS STAMPS OR CHECK DEBIT BY OUR ACCOUNT

FOR INSTITUTIONAL USE ONLY

Check or cash enclosed. _____ (Name of institution)
 Charge our reserve a/c. _____
 Charge our Treas. Tax & Loan a/c. _____ (Authorized signature)

FOR USE OF ISSUING AGENT

Application No.	Issue month	Date of issue	Bonds inscribed by	Bonds verified by
Date mailed/delivered	Shipping No.		Bonds received by	

MEMORANDUM RECEIPT (For use by agent receiving applications) Ref. No. _____
 Received, \$ _____ from _____
 purchase price of \$ _____ (face amount) United States Savings Bonds, Series E.
 Date _____

GPO 1970 500 022



APPLICATION FOR United States Savings Bonds—Series E

Ref. No. _____

The undersigned hereby applies for United States Savings Bonds of Series E as follows:

NUMBER OF BONDS	DENOM. (Face amount)	ISSUE PRICE (Each bond)	AMOUNT (Total cost)	SERIAL NUMBERS OF BONDS ISSUED (Face of Issuing Agent)
	\$ 25	\$ 18.75	\$	Q E
	50	37.50		L E
	75	56.25		K E
	100	75.00		C E
	200	150.00		R E
	500	375.00		D E
	1,000	750.00		M E
	10,000	7,500.00		X E
Total amount of purchase ▶ \$				

BONDS TO BE INSCRIBED { See Department Circular No. 530 for authorized forms of inscription. }
 { "Miss" or "Mrs." must be indicated whenever a woman's name appears. }

TYPED PRINTY

Name _____

Address _____
(Number and street or rural route)

(City or town) (State) (ZIP Code)

Taxpayer identifying number of owner: -- or -
Social Security Account Number Employer Identification Number

The following person, if any, to be named as coowner beneficiary:
 Name _____

Bonds will be delivered to below-named applicant unless otherwise here instructed:

SIGN AND DATE HERE ▶ Signature of Applicant _____ Date _____

Address _____
(Number and street or rural route) (City or town) (State) (ZIP Code)

METHOD OF PAYMENT ▶ CASH, SAVINGS STAMPS, OR CHECK DEBIT MY/OUR ACCOUNT

FOR INSTITUTIONAL USE ONLY

Check or cash enclosed. _____
(Name of institution)

Charge our reserve a/c. _____

Charge our Treas. Tax & Loan a/c. _____
(Authorized signature)

FOR USE OF ISSUING AGENT

Application No.	Issue month	Date of issue	Bonds inscribed by	Bonds verified by
Date mailed/delivered	Shipping No.		Bonds received by	

MEMORANDUM RECEIPT (For use by agent receiving applications) Ref. No. _____

Received, \$ _____ from _____
 purchase price of \$ _____ (face amount) United States Savings Bonds, Series E.

Date _____

73
 76



B. Put in the right letter.

1. ma _ _ _

4. cit _ _ _

7. m _ _ lk

10. pu _ _ _

2. c _ _ n

5. go _ _ d

8. tim _ _ _

11. w _ _ rk

3. _ _ _ t

6. _ _ _ ggs

9. f _ _ rm

12. l _ _ ke

C. Write the best word on the line.


1. Joe works in the _ _ _ _ _ .
country city home

4. _ _ _ _ _ man is Joe?
when which with

2. Farmers have _ _ _ _ _ .
banks farms offices

5. Joe works _ _ _ _ _ .
hard have has

3. Joe _ _ _ _ _ employment.
have ask has



A Farm Family

LESSON 23

The Work of Farmers

here this
she their
early much

Here are a farmer and his wife and children.
This family has a home on a farm.
It is time to start the day's work.
They start their work early every day.
They like to start early.

The wife works in the home.

She has much work to do.

Farmers in the United States grow much food.

They grow food for people in the United States.

They grow food for people in other places.

The family must have men to help with the work.

SOMETHING TO DO FOR LESSON 23

A. To do.

1. h	here	hard	him	has
2. y	early	every		
3. f	find	farm	fresh	
4. th	this	their	there	that
5. d	do	did	day	
6. m	more	much	men	
7. r	sure	more	their	
8. p	past	pay	put	park

B. To read.

start to work
to a new place
this family
too much work
find more men

time to start
in the United States
on a farm
to do here
help with the work

C. Put in the right word.

with in to on for

1. We live a farm.
2. We go town.
3. Many people live the United States.
4. Farmers grow food many people.
5. We must help the work.

D. To write.

Make sentences using—

I my me he his him



We Own Our House and Land

LESSON 21

We Own Land

own land house
another also
came

My father and mother own their land.

They are landowners.

People who own land are landowners.

They own the house on the land.

They are home owners.

People who own their houses are home owners.

Father came here from another country.

Mother also came from another country.

They came to find a better place in which to live.

They will do what they can to make the United States a better country.

This is now their country.

SOMETHING TO DO FOR LESSON 24

A. Put *er* on the word to make a new word.

1. own

3. farm

2. learn

4. buy

B. To do.

1. My father

owns the land.

2. There is a house

to find a better place.

3. They came

a good country.

4. We want to have

from another country.

5. Mother also came

owns land.

C. To write.

Make sentences using—

they

their

them

we

our

us

1.

2.

ENGLISH AND GOVERNMENT

Section 1

Date mailed: _____

Your name: _____

Your address: _____

WORK SHEET FOR LESSONS 22 TO 24

A. To do.

Put the right numbers on the lines before the words in the right-hand column.

- | | |
|-----------------------------|-------------------|
| 1. He farms | home |
| 2. Place to live | every month |
| 3. Place to keep money | farmer |
| 4. He owns land | employment office |
| 5. When Joe gets his pay | stores |
| 6. Place to sleep | neighbors |
| 7. We live by each other | bedroom |
| 8. Where to go to find work | bank |
| 9. Where we buy things | landowner |
| 10. What we get for work | money |

B. Write the best word on the line.

for country with on to in

1. Joe works in the _____
2. We live _____ a farm.

3. We go town.

4. Many people live the United States.

5. Farmers grow food many people.

6. We must help the work.

C. Make sentences using—

I me my we our us

.....

.....

.....

.....

.....



Good Neighbors

LESSON 25

Good Neighbors

neighbors why
her kind if
call yes

Do we like our neighbors?

Yes, we do like them.

Why do we like our neighbors?

They are good and kind.

If we have too much work, we can call on them to help us.

If they need help with their work, we help them.

Mother wants to help her neighbors.

She can help in their home.

We want to help each other.

We also go to many places together.
Sometimes we go to church.
Sometimes we go for a good time together.

SOMETHING TO DO FOR LESSON 25

A. Write each word so that it means more than one.

- | | | | |
|-------------|-------|-----------|-------|
| 1. bank | | 6. book | |
| 2. month | | 7. egg | |
| 3. thing | | 8. farm | |
| 4. neighbor | | 9. garden | |
| 5. citizen | | 10. park | |

B. To do.

Write the two words as one. Read the new word.

- | | | |
|----------|-------|-------|
| 1. every | thing | |
| 2. day | time | |
| 3. some | thing | |
| 4. work | man | |
| 5. land | owner | |
| 6. can | not | |
| 7. milk | man | |
| 8. some | time | |
| 9. in | to | |

C. To read.

call them
call on them
if we call
go to church
to help us

start early
good and kind
to help each other
can help us
in their homes

D. To write.

Call our neighbors.



A Country Church

LESSON 26

More about Our Neighbors

of same
years by
as been

Our neighbors do all they can for us.
We like this kind of neighbor.
We all like the same things.
We go to the same church.
We go to the same places for good times.
We have been neighbors for many years.

We like to live by good neighbors.

We try to be as good neighbors as they are.

Our neighbors own their home.

We own our home.

We have lived by the same neighbors for many years.

SOMETHING TO DO FOR LESSON 26

A. To do.

Put a line under the right words.

- | | |
|---------------------------------|------------------------------|
| 1. We have been neighbors | 4. Country people live |
| of the same things | on the streets |
| to the same places | on farms |
| for many years | in banks |
| 2. Our neighbors | 5. Children must not |
| own their home | go to bed early |
| own the city | play in the streets |
| own the street | drink milk |
| 3. We go together | |
| for good times | |
| by good neighbors | |
| with each other | |

B. To do.

Put a line under the right answer.

- Are our neighbors kind?
 We own our home.
 We go to the same church.
 Our neighbors are good and kind.
- Do we like the same things?
 We do not like our neighbors.
 We have no home.
 We do like the same things.

3. Do we own our home?
We live with our neighbors.
We own our home.
We live by good neighbors.
4. Are city people good workers?
City people do not work.
There are good streets in the cities.
City people do much hard work.
5. Must people help each other?
It is right for people to help each other.
We need not do things for others.
We have rights in the United States.

C. To write.

We like our neighbors.



People Meet to Talk about Their Needs

LESSON 27

Rights and Duties in the United States

more think
duties fight
say about
 harm

What are your rights in the United States?

You have the right to go to the church that you like best.

You have the right to think as you want to think.

You can say what you think is right.

You have other rights that you will have to learn about some time.

Everyone has duties in the United States.

Duties come with the rights you have.

Other people have the right to go to the churches they like.

They have the right to say what they think.
 What you say or do must not harm others.
 All of us have rights and duties.
 You must be willing to fight for the United States.

SOMETHING TO DO FOR LESSON 27

A. To read.

children	church	checks	change
day	say	play	pay
not	new	name	not

B. Put in the right word.

can	word	with	about	sure
will	rights	you	your	that

- | | | |
|--|-----|-------------------------------------|
| 1. You will learn
country. | our | 5. I
read. |
| 2. You can say what
think. | | 6. Put in the right |
| 3. Read
lesson. | | 7. Be
to get it right. |
| 4. This is the church
like. | I | 8. Go
me. |
| | | 9. I
go. |
| | | 10. You have many |

C. To write.

We have many rights.

We have many duties.

ENGLISH AND GOVERNMENT

Section 1

Date mailed:

Your name:

Your address:

WORK SHEET FOR LESSONS 25 TO 27

A. To do.

Show the two words in each one of these words by a line, as in day/time.

- | | |
|--------------|----------------|
| 1. another | 6. bedroom |
| 2. into | 7. everyone |
| 3. daytime | 8. workman |
| 4. cannot | 9. milkman |
| 5. something | 10. everything |

B. Put a line under the right word or words.

1. Our neighbors own
the street the city their home
2. They are
play good many neighbors.
3. I want to learn
for about of our country.
4. Cities have
good kind same streets.
5. Where can we
help say buy food?
6. Country people work
on the streets on farms by the bank
7. Our neighbors live
by us for us with us
8. People in the United States have
the same church many rights one bank

9. People came to the United States

to get more rights for better neighbors

10. You have the same _____ as your neighbors.
house bank rights

C. To write.

we all by for us kind

Making the United States a Good Country

these before
hear was made

Why did you come to the United States?

Before you came did you hear about the rights of the people in this country?

Was that what made you think it was a good country?

When you come to a new country there are many things to learn.

You have learned how to live as people live in this country.

You have made a good home here.

You have learned something about your rights in the United States.

You have many rights, but you must also do everything that you can to help the country.

You must work for the good of the country.

You have learned why people came here in the early days.

They made a new country.

Sometime you will learn more about what these people did.

Many people from other lands have helped to make our country what it is today.

SOMETHING TO DO FOR LESSON 28

A. Write in the best word to use.

1. I live _____ the United States.
on in by

2. We have many rights _____
when here there

3. I have to learn more _____ the country.
in at about

4. Make your home _____ clean _____ you can.
as at for

5. I go to the store I have to go.
then when why

6. I live in country.
these that this

7. People want own homes.
their our his

8. In the United States, we have people.
no some many

9. Did you me call?
want hear make

10. The man a citizen for many years.
has been is are


B. To read.

to the United States
rights of the people
in this country
to a new country
in the United States

to help the country
of the country
in the early days
from other lands
before you came

C. To write.

*The United States
is a good country.*



Courtesy, School District of Philadelphia

A Citizenship Class

LESSON 29

How to Become a Citizen

take give

up

old oath

When you move to a new country, you are not a citizen of that country. If you want to be a citizen of this country, you may apply for naturalization.

You must say that you will give up your citizenship in your old country.

You must say that you will do your best to be a good citizen.

You must take an oath that says these things.

It is not hard to take this oath, if you want to be a good citizen of your new country.

You will get a paper saying that you are a citizen of the United States.

People will then know that you like this country.

You will want to keep this paper.

You must not photograph or copy it in any way.

You must not give it up.

People will know that you have the same rights as they have.

They will know that you are a citizen.

SOMETHING TO DO FOR LESSON 29

A. To do.

Put a line under the right answer.

1. Did you come from the old country?

I came to get more rights.

I want to take the oath.

I came from the old country.

2. Does the oath say that you give up your citizenship in your old country?

The oath says that I give up my citizenship in my old country.

The oath says that the United States is my home.

The oath says that I will be a citizen.

3. Did all the people in the United States come from another country?

Some people are good neighbors.

All of the people did not come from other countries.

We came to a new country.

4. Must you understand the Constitution and Government of the United States in order to become a naturalized citizen?

I must take an oath.

I must live in the United States.

If I want to be a naturalized citizen, I must understand the Constitution and Government of the United States.

5. Must we try to do what we think is right?

We have many rights in our country.

We can go to the church that we like best.

We must try to do what we think is right.

B. To write.

Put in the right word.

neighbors of live books come take

1. Our neighbors by us.

2. Why do we like our ?

3. We have the best kind neighbors.

4. When did you to the United States:

5. I will the oath.

6. These are my

C. To write.

I want to be a citizen.

JANUARY							FEBRUARY							MARCH						
S	M	T	W	T	F	S	S	M	T	W	T	F	S	S	M	T	W	T	F	S
						1			1	2	3	4	5			1	2	3	4	5
2	3	4	5	6	7	8	6	7	8	9	10	11	12	6	7	8	9	10	11	12
9	10	11	12	13	14	15	13	14	15	16	17	18	19	13	14	15	16	17	18	19
16	17	18	19	20	21	22	20	21	22	23	24	25	26	20	21	22	23	24	25	26
23	24	25	26	27	28	29	27	28						27	28	29	30	31		
30	31																			

APRIL							MAY							JUNE						
S	M	T	W	T	F	S	S	M	T	W	T	F	S	S	M	T	W	T	F	S
					1	2	1	2	3	4	5	6	7				1	2	3	4
3	4	5	6	7	8	9	8	9	10	11	12	13	14	5	6	7	8	9	10	11
10	11	12	13	14	15	16	15	16	17	18	19	20	21	12	13	14	15	16	17	18
17	18	19	20	21	22	23	22	23	24	25	26	27	28	19	20	21	22	23	24	25
24	25	26	27	28	29	30	29	30	31					26	27	28	29	30		

JULY							AUGUST							SEPTEMBER						
S	M	T	W	T	F	S	S	M	T	W	T	F	S	S	M	T	W	T	F	S
					1	2		1	2	3	4	5	6					1	2	3
3	4	5	6	7	8	9	7	8	9	10	11	12	13	4	5	6	7	8	9	10
10	11	12	13	14	15	16	14	15	16	17	18	19	20	11	12	13	14	15	16	17
17	18	19	20	21	22	23	21	22	23	24	25	26	27	18	19	20	21	22	23	24
24	25	26	27	28	29	30	28	29	30	31				25	26	27	28	29	30	

OCTOBER							NOVEMBER							DECEMBER						
S	M	T	W	T	F	S	S	M	T	W	T	F	S	S	M	T	W	T	F	S
						1			1	2	3	4	5					1	2	3
2	3	4	5	6	7	8	6	7	8	9	10	11	12	4	5	6	7	8	9	10
9	10	11	12	13	14	15	13	14	15	16	17	18	19	11	12	13	14	15	16	17
16	17	18	19	20	21	22	20	21	22	23	24	25	26	18	19	20	21	22	23	24
23	24	25	26	27	28	29	27	28	29	30				25	26	27	28	29	30	31
30	31																			

A Calendar

LESSON 30

The Months of the Year

twelve first
 long winter
 three spring
 summer fall
 last calendar

Every year has twelve months.

The first month is January.

The last month is December.

Three months are winter months.
 They are December, January, and February.
 Three months are spring months.
 They are March, April, and May.
 Three months are summer months.
 They are June, July, and August.
 Three months are fall months.
 They are September, October, and November.
 The winter days are not long.
 The summer days are long.
 We make gardens in the spring.
 We have vegetables from the garden in the summer and fall.
 A calendar shows the days in each month.
 We should have a calendar.

SOMETHING TO DO FOR LESSON 30

A. To do.

- | | | |
|---------------------------------|-------|-------------------|
| 1. People who work on farms | | vegetables |
| 2. People who own land | | twelve |
| 3. They grow in the garden | | January |
| 4. All the months in a year | | the United States |
| 5. One who helps you | | school |
| 6. People who live by you | | store |
| 7. First month of the year | | a house |
| 8. Last month of the year | | June |
| 9. The country in which we live | | December |
| 10. A place in which to learn | | farmers |
| 11. A place for play | | landowners |
| 12. Where we can buy things | | helper |

- 13. What we live in ----- park
- 14. The first month of spring ----- September
- 15. The first month of fall ----- neighbors
- 16. The first month of summer ----- March

B. Put a line under YES or NO.

- | | | |
|--|-----|----|
| 1. The first month of the year is January. | Yes | No |
| 2. The last month of the year is July. | Yes | No |
| 3. February is a spring month. | Yes | No |
| 4. The days in winter are long. | Yes | No |
| 5. We plant gardens in the fall. | Yes | No |
| 6. The days in summer are long. | Yes | No |
| 7. October is a fall month. | Yes | No |

C. To do.

Name of month	Days in the month
-----	-----
-----	-----
-----	-----
-----	-----
-----	-----
-----	-----
-----	-----
-----	-----
-----	-----
-----	-----
-----	-----
-----	-----
-----	-----
-----	-----
-----	-----
-----	-----
-----	-----

1 13



D. To write.

A year has twelve months.

Numbers

hours week numbers

- | | | | |
|----------|---------|----------|------------|
| 1. one | 4. four | 7. seven | 10. ten |
| 2. two | 5. five | 8. eight | 11. eleven |
| 3. three | 6. six | 9. nine | 12. twelve |

We use numbers every day.

Here are some of the ways we use them.

There are six people in our family.

The four children go to school five days a week.

We know there are seven days in a week.

I gave my wife nine dollars to buy food.

She paid two dollars for vegetables and seven dollars for other food.

I work eight hours a day.

I put ten dollars in the bank.

We grow seven kinds of vegetables in the garden.

We have to know the numbers that we use.

SOMETHING TO DO FOR LESSON 31

A. Write these numbers.

- | | | |
|--------------|--------------|-------------|
| three | four | six |
| five | nine | ten |
| two | twelve | seven |
| eleven | one | eight |

B. Write the missing numbers in the blank spaces.

1	2	3	4	5	6	7	8	9	10
11	12	13	14	15	16	17	18	19	20
21	22					27			30
		33							40
				45					50
			54						60
						67			70
		73			76				80
								89	90
	92								100

C. To write.

*one two three four five
six seven eight nine ten*

*This is a copy of my
writing after studying the
lessons in this course.*

-9

ENGLISH AND GOVERNMENT

Section 1

Date mailed: _____

Your name: _____

Your address: _____

WORK SHEET FOR LESSONS 28 TO 31

A. To do.

Put a line under YES or NO.

- | | | |
|---|-----|----|
| 1. Is January the last month of the Year? | Yes | No |
| 2. Has a citizen many rights? | Yes | No |
| 3. Must you take an oath to become a citizen? | Yes | No |
| 4. Are there twelve months in a year? | Yes | No |
| 5. Is May the first month of spring? | Yes | No |
| 6. Are June and July fall months? | Yes | No |
| 7. Will you give up your citizenship in your old country when you become a citizen? | Yes | No |

B. To write.

hear _____

year _____

came _____

same _____

day _____

say _____

call _____

fall _____

give
live
make
take
come
some

C. To write.

Put in the right word.

come take old hear citizen

1. Did you me call?
2. To become a citizen, you must an cath.
3. How are you?
4. I will get a paper saying that I am a
5. Mother wants me to home.

D. To write.

Name:

Address:

Name:

Address:

Name:

Address:

Words Used in Section 1

A

a
about
able
air
all
also
an
and
another
April
are
as
ask
at
August

B

bank
be
beds
been
before
best
better
bond
bills
books
but
buy
by

C

calendar
call
came
can
change
checks
children

church
citizen
city
clean
come
could
country

D

day
December
did
do
dollars
duties

E

each
early
eggs
eight
eleven
employment
every

F

fall
family
farm
father
February
fight
find
first
five
food
for
four
fresh
from

G

garden
get
give
go
good
groups
grow

H

hard
harm
has
have
he
health

hear
help
her
her
here
him
his
home
hours
house
how

I

i
if
in
is
it

J

January
Joe
John

July
June

K

keep
kind
know

L

laud
last
learn
like
lives
long

M

made
makes
man
many
March
May
me
men
milk
money
month
more
most
mother
much
must
my

N

name
needs
neighbors
new

nine
no
not
November
numbers

O

oath
October
of
office
old
on
one
order
other
our
own

P

papers
park
pay
people
place
play
post
put

R

radio
read
receipt
right
rooms

S

same
save
savings
say
school
September
seven
she
shows
six
sleep
some
spring
start
streets
summer
sure

T

take
television

ten
that
the
their
them
there
these
they
things
think
this
three
time
to
together
too
try
twelve
two

U

United States
up
us
use

V

vegetables

W

want
was
water
ways
we
week
what
when
where
which
who
why
wife
will
winter
with
work
would
write

Y

years
yes
you
your