

DOCUMENT RESUME

ED 175 858

SP 014 753

AUTHOR Polivino, Geri: And Others
TITLE Basketball. NAGWS Guide, July 1979 - July 1980.
INSTITUTION American Alliance for Health, Physical Education, and Recreation, Washington, D.C. National Association for Girls and Women in Sport.
PUB DATE Jul 79
PC 126p.
AVAILABLE FROM AAHPERD Promotion Unit, 1201 16th St., N.W., Washington, D.C. 20036 (\$2.00)
EDRS PRICE MF01 Plus Postage. PC Not Available from EDRS.
DESCRIPTORS Athletic Equipment: Athletics: *Basketball: Eligibility: *Guides: *Womens Athletics

ABSTRACT

This guidebook provides the 1979-1980 updated rules and regulations for officiating women's basketball competition. Specifications regarding equipment construction, duties of officials, scoring and timing procedures, definition of playing terms, and player eligibility are provided. Step-by-step instruction for facilitating smooth and well-regulated play is included as well as brief background information on the role and function of the National Association for Girls and Women in Sport. (LH)

 * Reproductions supplied by EDRS are the best that can be made *
 * from the original document. *

ED175858

NAGWS Yearbook

National Association for Girls & Women in Sport



SP

Basketball

JULY 1979 - JULY 1980

OFFICIAL RULES AND
INTERPRETATIONS
OFFICIATING

"PERMISSION TO REPRODUCE THIS
MATERIAL IN MICROFORM ONLY
HAS BEEN GRANTED BY

J. Anderson

TO THE EDUCATIONAL RESOURCES
INFORMATION CENTER (ERIC)."

U.S. DEPARTMENT OF HEALTH,
EDUCATION & WELFARE
NATIONAL INSTITUTE OF
EDUCATION

THIS DOCUMENT HAS BEEN REPRODUCED EXACTLY AS RECEIVED FROM THE PERSON OR ORGANIZATION ORIGINATING IT. POINTS OF VIEW OR OPINIONS STATED DO NOT NECESSARILY REPRESENT OFFICIAL NATIONAL INSTITUTE OF EDUCATION POSITION OR POLICY.

Sports Library for Girls and Women

2

NAGWS SPORTS LIBRARY

CURRENT

NAGWS SPORTS GUIDES

Next Edition Available:

ARCHERY-FENCING 1978-80 (243-26178) \$2.50	May 1980
BASKETBALL 1978-79 (243-26180) \$2.00	July 1979
BOWLING-GOLF 1979-81 (243-26362) \$2.50	Jan. 1981
COMPETITIVE SWIMMING & DIVING 1978-79 (243-26184) \$2.00	Aug. 1979
FIELD HOCKEY 1978-80 (243-26186) \$2.50	June 1980
FLAG FOOTBALL-SPEEDBALL 1978-80 (243-26190) \$2.50	June 1980
GYMNASTICS 1978-80 (243-26192) \$4.50	May 1980
LACROSSE 1979-81 (243-26194) \$2.50	Sept. 1980
SOCCER 1978-79 (243-26200) \$2.00	Apr. 1979
SOFTBALL 1979-81 (243-26370) \$2.50	Jan. 1981
SYNCHRONIZED SWIMMING 1979-80 (243-26432) \$2.00	Jan. 1980
TENNIS-BADMINTON-SQUASH 1978-80 (243-26204) \$2.50	May 1980
TEAM HANDBALL-RACQUETBALL-ORIENTEERING 1979-81 (243-25850) \$2.75	Apr. 1979
TRACK AND FIELD 1978-79 (243-26206) \$2.00	Sept. 1979
VOLLEYBALL 1979-80 (243-26450) \$2.00	June 1980

RULEBOOKS

BASKETBALL 1978-79 (243-26182) 75¢	July 1979
SKIING 1978-80 (243-26198) \$2.00	Sept. 1980
SOCCER 1978-79 (243-26202) 75¢	Apr. 1979
SOFTBALL 1979-81 (243-26408) 75¢	Jan. 1981
VOLLEYBALL 1978-79 (243-26210) 75¢	June 1979

TIPS AND TECHNIQUES BOOKS

AQUATICS (243-26024) \$2.25	Aug. 1979
BASKETBALL-VOLLEYBALL (243-26026) \$2.25	July 1979

CASE BOOKS

BASKETBALL CASE BOOK 1978-79 (243-26422) \$1.25	
--	--

ORDER FROM: AAHPERD Promotion Unit
1201 16th St., N.W.
Washington, DC 20036

NAGWS guide

Basketball

JULY 1979 – JULY 1980

Guide Coordinator

GERI POLVINO

Eastern Kentucky University, Richmond

Rules

GLAOYS ZIEMER, Chairperson

St. Cloud State University, Minnesota

JILL HUTCHISON, Interpreter

Illinois State University, Normal

**NATIONAL ASSOCIATION FOR GIRLS
& WOMEN IN SPORT**

**American Alliance for Health,
Physical Education, Recreation and Dance**

Copyright © 1979 by the
National Association for Girls and Women in Sport
American Alliance for Health, Physical Education, Recreation
and Dance

Published by the
AMERICAN ALLIANCE FOR HEALTH,
PHYSICAL EDUCATION, RECREATION AND DANCE

CONTENTS

Foreword	<i>L. Leotus Morrison and Geri Polyino</i>	5
NATIONAL ASSOCIATION FOR GIRLS AND WOMEN IN SPORT		
Standards in Sports for Girls and Women		6
NAGWS Sports Guides Committees		8
Interest Indicator		9
Sports Academies of the National Coaches Council		11
Coaches Academies of the National Coaches Council		13
JOINT NAGWS-AAU BASKETBALL RULES COMMITTEES		
		15
OFFICIAL BASKETBALL RULES		
Honor Calls		19
Official Basketball Rules for Girls and Women		21
Index to Rules		64
AIAW CHAMPIONSHIPS		
Sites for 1979-80 Basketball Championships		72
Championship Results		72
OFFICIATING		
NAGWS Affiliated Boards of Officials		79
Statement of Philosophy		81
Standards for Officials' Ratings		82
Application for NAGWS-ABO National		
Basketball Rating		94
National Basketball Rating Applicant		
Recommendation Form		96
Basketball Study Questions		97
Techniques of Officiating Basketball		107
Officials' Signals	<i>back cover</i>	

FOREWORD

Greetings on behalf of the NAGWS Board of Directors. We are appreciative of the work our teachers, coaches, officials and administrators do for Girls and Women in Sport at all levels of competition. Our publications are designed to meet your needs. If you have suggestions for changes or additions we would be receptive to them. I urge you to take advantage of our coaches conferences and events sponsored by structures of NAGWS.

Best wishes in your work and our joint efforts in "Building Tomorrow Today . . . committed to quality and equality."



L. Leotus Morrison
NAGWS President



Geri Polvino
NAGWS Guide
Coordinator

The NAGWS *Guide* has a long tradition of providing up-to-date knowledge for professionals working with girls and women in sport. With the acceleration of female participation, the NAGWS *Guide* has responded with changes in format and increased efforts to protect the quality and value of the publication. The content of the *Guide* varies but in general includes material dealing with rules and officiating techniques; the application of current research to teaching and coaching; and methods for evaluating performance and analyzing movement and teaching skills. Selected resource materials are also included. The material is written by professionals from all over the United States and includes information for all age levels. Numerous volunteers compile the material for distribution by the American Alliance for Health, Physical Education, Recreation and Dance. Thousands of professionals will use the *Guide*.

It is with pleasure that we greet and welcome you to the NAGWS *Guide*.

NATIONAL ASSOCIATION FOR GIRLS AND WOMEN IN SPORT

The National Association for Girls and Women in Sport is a nonprofit, educational organization designed to serve the needs of participants, teachers, coaches, leaders and administrators in sports programs for girls and women. It is one of seven associations of the American Alliance for Health, Physical Education, Recreation and Dance.

Purpose

The purpose of the National Association for Girls and Women in Sport is to foster the development of sports programs for the enrichment of the life of the participant.

Belief

The National Association for Girls and Women in Sport believes that:

Sports are an integral part of the culture in which we live.

Sports programs are a part of the total educational experience of the participant when conducted in educational institutions.

Opportunities for instruction and participation in sports appropriate to her skill level should be included in the experience of every girl.

Sports skills and sports participation are valuable social and recreational tools which may be used to enrich the lives of women in our society.

Competition and cooperation may be demonstrated in all sports programs, although the type and intensity of the competition and cooperation will vary with the degree or level of skill of the participants.

An understanding of the relationship between compromise and cooperation and the utilization of both within the accepted framework of our society is one of the desirable outcomes of sports participation.

Physical activity is important in the maintenance of the general health of the participant.

Participation in sports contributes to the development of self-confidence and to the establishment of desirable interpersonal relationships.

Functions

The National Association for Girls and Women in Sport promotes desirable sports programs through:

1. Formulating and publicizing guiding principles and standards for the administrator, leader, official, and player.
2. Publishing and interpreting rules governing sports for girls and women.
3. Providing the means for training, evaluating, and rating officials.
4. Disseminating information on the conduct of girls and women's sports.
5. Stimulating, evaluating, and disseminating research in the field of girls and women's sports.
6. Cooperating with allied groups interested in girls and women's sports in order to formulate policies and rules that affect the conduct of women's sports.
7. Providing opportunities for the development of leadership among girls and women for the conduct of their sports programs.

STANDARDS IN SPORTS FOR GIRLS AND WOMEN

Standards in sports activities for girls and women should be based upon the following

1. Sports activities for girls and women should be taught, coached, and officiated by qualified women whenever and wherever possible
2. Programs should provide every girl with a wide variety of activities.
3. The results of competition should be judged in terms of *benefits to the participants* rather than by the winning of championships or the athletic or commercial advantage to schools or organizations.

Health and Safety Standards for Players

Careful supervision of the health of all players must be provided by

1. An examination by a qualified physician
2. Written permission by a qualified physician after serious illness or injury
3. Removal of players when they are injured or overfatigued or show signs of emotional instability
4. A healthful, safe, and sanitary environment for sports activity
5. Limitation of competition to a geographical area which will permit players to return at reasonable hours, provision of safe transportation.

General Policies

1. Select the members of all teams so that they play against those of approximately the same ability and maturity.
2. Arrange the schedule of games and practices so as not to place demands on the team or player which would jeopardize the educational objectives of the comprehensive sports program.
3. Discourage any girl from practicing with, or playing with, a team for more than one group while competing in that sport during the same sport season.
4. Promote social events in connection with all forms of competition

SOURCES OF INFORMATION AND SERVICE

All requests for information about services should be addressed to: Executive Director, National Association for Girls and Women in Sport (NAGWS), AAHPERD, 1201 16th Street, N.W., Washington, D.C. 20036.

NAGWS SPORTS GUIDES COMMITTEES INTEREST INDICATOR

The NAGWS Sport Guide Committee is endeavoring to broaden its base of personnel and to strengthen services to *Guide* readers. The purpose of this form is to offer readers an opportunity to join us in meeting this need. Please complete this form and send it to the Associate Guide Coordinator-elect, Jean L. Perry, University of Illinois-Urbana, Champaign, 107 Huff Gym, Champaign, IL 61820.

Name _____

Professional Address _____

City _____ State _____ ZIP Code _____

1. Check the Sport Committee(s) which would be of interest to you:

- | | | |
|---|--|--|
| <input type="checkbox"/> Aquatics | <input type="checkbox"/> Fencing | <input type="checkbox"/> Soccer |
| <input type="checkbox"/> Archery | <input type="checkbox"/> Field Hockey | <input type="checkbox"/> Softball |
| <input type="checkbox"/> Badminton | <input type="checkbox"/> Flag Football | <input type="checkbox"/> Speedball |
| <input type="checkbox"/> Basketball | <input type="checkbox"/> Golf | <input type="checkbox"/> Squash |
| <input type="checkbox"/> Bowling | <input type="checkbox"/> Gymnastics | <input type="checkbox"/> Synchronized Swimming |
| <input type="checkbox"/> Competitive Swimming | <input type="checkbox"/> Lacrosse | <input type="checkbox"/> Team Handball |
| <input type="checkbox"/> Cross-country Track | <input type="checkbox"/> Orienteering | <input type="checkbox"/> Tennis |
| <input type="checkbox"/> Cross-country Skiing | <input type="checkbox"/> Racquetball | <input type="checkbox"/> Track and Field |
| <input type="checkbox"/> Living | <input type="checkbox"/> Skiing | <input type="checkbox"/> Volleyball |
| | | <input type="checkbox"/> Water Polo |

2. Would you like to serve as member of a Sports Guide Committee of your interest? Yes No

3. Would you consider submitting an article to a Guide Committee as a prospective author? Yes No

Possible topic or title _____

4. Can you suggest topics for articles which you would like to have included in future *Guides*? (Please indicate sport.) _____

5. Are there others whom you would recommend for consideration as possible committee members or authors? Please indicate below. (Use additional paper, if necessary.)

Name _____ Sport(s) _____

Professional Address _____

City _____ State _____ Zip Code _____

Sports Committee Member Prospective Author (Check one)

Sports Academies of the NATIONAL COACHES COUNCIL

National Association for Girls and Women in Sport: AAHPERD
1201 16th St., N.W., Washington, D.C. 20036

NAME:

last

first

initial

FOR OFFICE USE:

DT

AMT

CK

ADDRESS

street

city

state

zip

AAHPERD MEMBERS: Membership number as it appears on your journal label: _____
Teaching/Coaching level (please check): _____ College _____ Jr. College _____ High School
Jr. High _____ Elementary _____ Other _____

Please check the academies you wish to join: * Badminton Basketball Field Hockey
 Gymnastics Soccer Softball Swimming/Diving Synchronized Swimming
 Tennis Track & Field Volleyball

I am willing to serve on an Academy committee.

*AAHPERD members: \$5.00 for one Academy and \$2.00 for each additional Academy. Non-AAHPERD members: \$15.00 for one Academy and \$2.00 each additional Academy. (\$10.00 non-membership fee may be applied at any time toward AAHPERD membership.)

Please send AAHPERD membership information: _____ yes _____ no

COACHES ACADEMIES OF THE NATIONAL COACHES COUNCIL

The National Coaches Academies were formed by the NAGWS to:

- (1) provide a channel of direct communication among coaches at all educational levels
- (2) assist in the formulation and dissemination of guiding principles, standards and policies for conducting competitive sports programs for girls and women
- (3) keep members informed of current coaching techniques and trends
- (4) sponsor clinics and conferences in sports and coaching skills
- (5) provide input from coaches to USCSC sports committees and representative assembly
- (6) promote cooperative efforts with other sports-centered organizations
- (7) provide a united body for positive political action in the realm of girls and women's athletics.

Academies for 11 sports have been established. (Note the application blank for specific listings.) Membership in each Academy is open to any coach of girls or women's sports or any interested person. Annual dues for AAHPERD members are \$5.00 for one Academy. Non-AAHPERD members pay \$15.00 annually for membership in one sport Academy. Membership for each additional Academy is \$2.00. The \$10.00 non-membership fee may be applied at any time toward AAHPERD membership.

Get involved . . . JOIN NOW.



Gladys Ziemer.



Betty Jaynes



Jill Hutchison



Rosemary McLaughlin



Mary Beth Doisen



Sharon Gaunt

JOINT NAGWS-AAU BASKETBALL RULES COMMITTEE* 1978-1979

GLADYS ZIEMER, *Chairperson*, St. Cloud State Univ., St. Cloud, MN 56301 (1976-79)

BETTY JAYNES, *Chairperson-elect*, James Madison Univ., Harrisonburg, VA 22801 (1978-81)

JILL HUTCHISON, *Rules Interpreter*, Illinois State Univ., Normal, IL 61761 (1976-81)

NAGWS Appointees:

LOU ALBRECHT, *Representative of the Affiliated Boards of Officials*, 200 Candlewood Rd., Stratford, CT 06497 (1976-79)

JOANN O'CALLAGHAN, *Representative of the National Coaches Council*, 15 Gordon St., Waltham, MA 02154 (1979-81)

JUNE L. COURTEAU, *ABO Principles and Techniques of Officiating Committee Member*, 904½ Iowa St., Cedar Falls, IA 50613 (1979-81)

LOUISE O'NEAL, *Representative of the Association for Intercollegiate Athletics for Women*, Yale Univ., New Haven, CT 06520 (1977-80)

ROSEMARY McLAUGHLIN, *Representative of the Organization for GWS State and District Chairpersons*, 6224 NE 153rd, Bothel, WA 98011 (1977-79)

AAU Appointees:

BRENDA BYRD, Rt. 1, Box 198, Hartsville, SC 29550 (1979)

MARY BETH DOLSEN, Rm. 8, City Hall, Cleveland, OH 44114 (1977-80)

JOAN HUMPHRIES, 5844 Diggers Lane, Elkridge, MD 21227 (1979)

RUTH WEBSTER, 11309 E. 67th Terrace, Raytown, MO 64133 (1977-80)

Ex Officio:

FRAN GARMON, *NJCAA Representative*, Temple Junior College, Temple, TX 76501 (1979-81)

SHARON GAUNT, *ABO Examinations and Ratings Chairperson*, Rt. 10, Frankie Dr., Richmond, KY 40475 (1978-80)

HELEN "SUSIE" KNIERIM, *NAGWS Acting Executive Director*, 1201 16th St., N.W., Washington, DC 20036

*The 1978-79 Committee wrote the rules published in this *Guide*. The 1979-80 Committee will write rules for the 1980-81 *Guide*.

JOINT NAGWS-AAU BASKETBALL RULES COMMITTEE* 1979-1980

BETTY JAYNES, *Chairperson*, James Madison University, Harrisonburg, VA 22801 (1978-81)

JILL HUTCHISON, *Rules Interpreter*, Illinois State University, Normal, IL 61761 (1976-80)

NAGWS Appointees:

JOANNE O'CALLAGHAN, *Representative of the National Coaches Council*, 15 Gordon St., Waltham, MA 02154 (1979-81)

JUNE L. COURTEAU, *ABO Principles and Techniques of Officiating Committee Member*, 904½ Iowa St., Cedar Falls, IA 50613 (1979-81)

LOUISE O'NEAL, *Representative of the Association for Intercollegiate Athletics for Women*, Yale University, New Haven, CT 06520 (1977-80)

High school representative to be appointed from the State of New York.

AAU Appointees:

BRENDA BYRD, Rt. 1, Box 198, Hartsville, SC 29550

MARY BETH DOLSEN, Rm. 8, City Hall, Cleveland, OH 44114 (1977-80)

JOAN HUMPHRIES, 5844 Diggers Lane, Elkridge, MD 21227

RUTH WEBSTER, 11309 E. 67th Terrace, Raytown, MO 64113 (1977-80)

Ex-Officio:

FRAN GARMON, *NJCAA Representative*, Temple Junior College, Temple, TX 76501 (1979-81)

LOU ALBRECHT, *Rules Interpreter-elect*, 200 Candlewood Rd., Stratford, CT 06497

SHARON GAUNT, *ABO Examinations and Ratings Chairperson*, Rt. 10, Frankie Dr., Richmond, KY 40475 (1978-80)

*The Committee is in the process of restructuring in order to accommodate representatives of AIAW and NJCAA in addition to the present membership. If approved by the member organizations, the committee will assume the title "U.S. Girls and Women's Basketball Rules Committee."

OFFICIAL RULES

HONOR CALLS

The joint NAGWS-AAU Basketball Rules Committee supports the official position of the National Association for Girls and Women in Sport that sport participants should be encouraged to acknowledge fouls and violations when appropriate.

The Joint Committee does not, at this time, specify specific honor calls; however, it is understood that players should recognize their improprieties.

This position is justified in light of the committee's belief that sport is a positive force in solidarity, encourages integrity, provides enriching encounters, and is an educational experience and a reflection of our society's valuable qualities.

NAGWS-AAU Joint Basketball
Committee, 1979-80

OFFICIAL BASKETBALL RULES FOR GIRLS AND WOMEN

NOTE: Rules which have been reworded or clarified are designated by a check (✓). Changes and/or additions in rules have been indicated by **shading**.

Basketball for girls and women is a game played by two teams of five players each. The ball is passed, thrown, batted, bounced, handed or rolled from one player to another. The purpose of each team is to get the ball into its own basket and prevent the other team from securing possession of the ball or scoring.

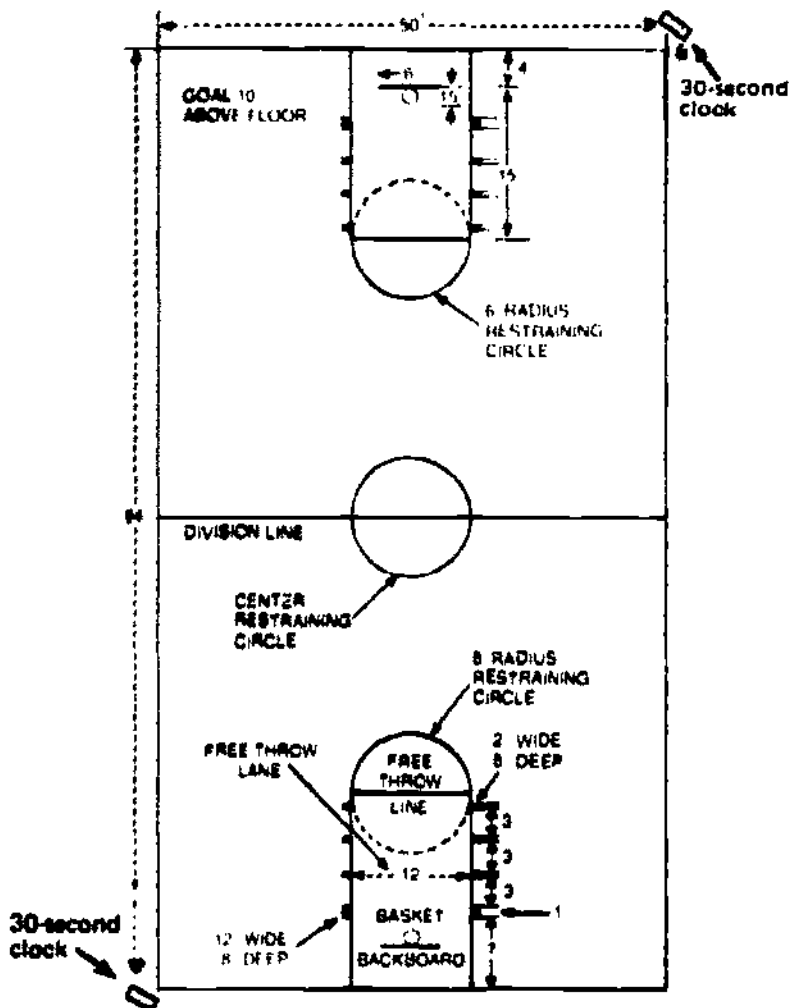
Rule 1. Facilities and Equipment

Playing Court
Backboards
Baskets
Ball

SECTION 1. THE PLAYING COURT

- a. **THE PLAYING COURT** shall be a rectangular surface free from obstructions and shall have a maximum length of 94 feet (28.67m) and width of 50 feet (15.25m) or a minimum length of 74 feet (22.57m) and width of 42 feet (12.81m). The overhead clearance should be 22 feet (6.71m) or more. By mutual agreement of the captains, smaller courts may be used. The court shall be marked by well-defined lines, 2 inches (5.08cm) in width and, if possible, 10 feet (3.05m) from any outside obstruction. Contrasting colored floor areas may be used instead of 2-inch (5.08cm) boundary lines by painting or staining the out-of-bounds area in a width of 2 to 4 feet (.610-1.22m). The center circle and the areas between the free-throw lines and the endlines may also be painted or stained in order that the dividing lines between the two colors will be the boundaries. The court shall be divided into two equal parts by a line drawn parallel to the endlines. The division line shall be 2 inches (5.08cm) wide. Any hazardous obstruction within 6 feet (1.83m) of the endline is to be padded.
- b. **A CENTER RESTRAINING CIRCLE** having a radius of 6 feet (1.83m) and marked with a line 2 inches (5.08cm) wide shall be marked in the center of the court.
- c. **A FREE-THROW LINE** shall be marked at each end of the court. These lines shall be 2 inches (5.08cm) wide, drawn across each free-throw circle parallel to the endline. The farther edges of each free-throw line shall be 15 feet (4.575m) distance from the face of the backboard.

Rule 1. Facilities and Equipment



**DIAGRAM OF BASKETBALL COURT
SHOWING PERMANENT LINES**

On short courts, when the backboard is placed against the wall, there shall be an endl ine, the inner edge of which is 2 inches out from the wall. On narrow courts, when the playing court is the full width of the floor, there shall be a sideline, the inner edge of which is 2 inches out from the wall.

Rule 1. Facilities and Equipment

- d. **A FREE-THROW LANE** shall be marked at each end of the court perpendicular to the endlines. These lines shall be 2 inches (5.08cm) wide. The outside edges of these lines are 6 feet (1.83m) on either side of the middle points of the endlines. These perpendicular lines shall terminate at the free-throw line. Perpendicular to the outside of these lines shall be a neutral zone mark (12 inches (30.48cm) wide and 8 inches (20.32cm) long) 7 feet (2.135m) from the endline, and three other lane space marks (2 inches (5.08cm) wide and 8 inches (20.32cm) long) located 11 feet (3.355m), 14 feet 2 inches (4.32m), and 17 feet 4 inches (5.28m) respectively from the endline. These marks identify the lane spaces which extend from the outer edge of the lane lines 3 feet (.912m) toward the sidelines. The free-throw circle has a radius of 6 feet (1.83m) outside measurement, the center of which is the midpoint on the free-throw line. The half of the circle within the free-throw lanes shall be marked by a broken line.

✓ **SECTION 2. BACKBOARDS** shall be of plate glass, wood or any other material which is permanently flat and rigid. All backboards shall be white and unmarked except where transparent material is used, in which case a rectangle, outlined by 2-inch (5.08cm) lines, measuring 24 inches (60.96cm) horizontally and 18 inches (45.72cm) vertically, shall be centered around the basket. The backboards shall be located inside the court 4 feet (1.22m) from and parallel to each endline, except on short courts where they may be placed directly over the endline. The lower edges of the backboard shall be 9 feet (2.745m) above the floor. The backboards shall be protected from spectators to a distance of at least 3 feet (.912m) in all directions. The backboard shall be either rectangular or fan-shaped. The dimensions of these boards are indicated in the diagram on page 24. The bottom and sides of the backboard should be suitably padded to prevent injury. The padding shall be of a neutral color.

SECTION 3. THE BASKETS shall be nets of white cord or other material suspended from metal rings of 18-inch (45.72 cm) inside diameter. The metal of each ring shall not be more than $\frac{1}{4}$ inch (1.905cm) in diameter, with the exception of the addition of small gauge loops on the under-edge for attaching the nets. The rings shall be a bright orange color. The rings shall be parallel to the floor, rigidly attached to the backboards 10 feet (3.05m) above the floor, and equidistant from the vertical edges of the backboards in such a way that the nearest point of the inside edge

Rule 1. Facilities and Equipment

shall be 6 inches (15.24cm) from the face of the backboard. The nets shall be 15 to 18 inches (38.10-45.72cm) in length and shall be constructed so as to check the ball momentarily as it passes through the basket.

SECTION 4. THE BALL shall be spherical and have a leather case. It shall weigh between 20-22 ounces (566.99-623.69g), with a circumference of $29\frac{1}{2}$ to $30\frac{1}{4}$ inches (74.93-76.835cm). The ball shall be inflated to manufacturer's specifications and be such that

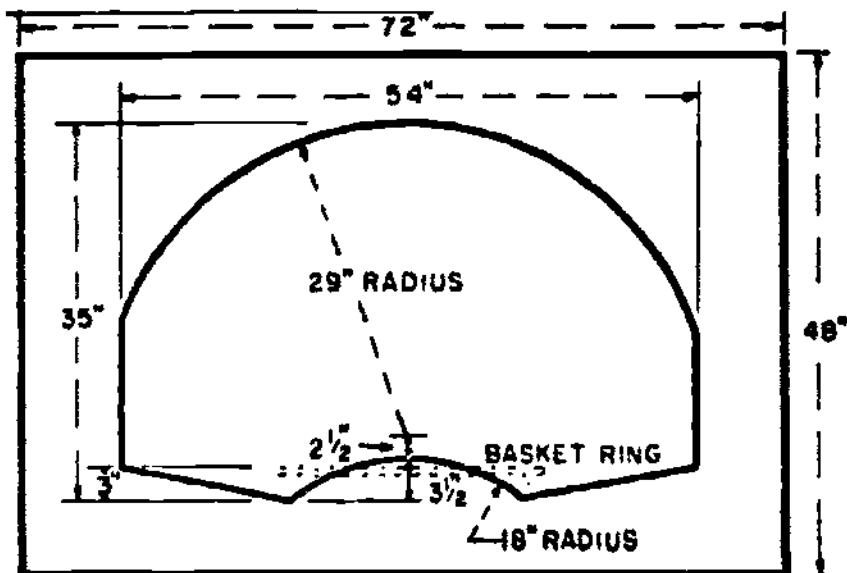


Diagram of rectangular and fan-shaped Backboards.

when it is dropped to the playing court from a height of 6 feet, measured from the bottom of the ball, it will bounce between 49 and 54 inches measured to the top of the ball.

The home team shall provide a ball which is satisfactory to the official in charge of the game. If not satisfied, the official may choose to use the visiting team's ball. If a used ball is provided, the team whose ball is not chosen shall have it as their practice ball. If a new (unused) ball is provided, neither team shall use it in practice.

SECTION 5. THIRTY-SECOND CLOCK DISPLAYS. When two visible 30-second clock floor displays are used, they should be placed 6 feet beyond the endlines intersecting the sidelines

Rule 2. Officials and Their Duties

extended and shall be positioned in the corner of each front court to the right of the basket. When only one display is used, it shall be placed 6 feet outside the sideline intersecting the division line extended and on the side of the court opposite the scorers and timers.

The two visible clocks may also be displayed above or behind each backboard, or on scoreboards located at the ends of the court.

A visible 30-second clock is mandatory by September 1, 1980, for college and university play. It is highly recommended for high school and all other organized play.

SECTION 6. TEAM BENCHES The team benches shall be located at each side of the scorers' and timers' table on the sideline. The bench area extends from the timer to the last seat of the bench up to the edge of the court.

Rule 2. Officials and Their Duties

There shall be two officials, one of whom shall be designated the referee, the official in charge of the game, and the other, the umpire. Each team may choose one official, or the home team may select both officials.* The official with the higher rating shall be the referee. **If both officials have the same rating, the referee shall be determined by a toss of coin.**

Officials
Scorers
Timers

These officials shall be assisted by two timers, two scorers, and a 30-second clock operator. A single scorer may be used if the scorer is trained and is acceptable to both teams. The assistant timer may act as the 30-second clock operator, and if not, the home team must assume responsibility of providing the 30-second clock operator.

GENERAL INFORMATION FOR OFFICIALS

1. The officials shall conduct the game in accordance with the rules.
2. The officials shall use the techniques and follow the procedure outlined in the article on techniques of officiating basketball. (See pages 107-128.)

*It is strongly recommended that officials rated by the Affiliated Boards of Officials of the National Association for Girls and Women in Sport be secured.

Rule 2. Officials and Their Duties

3. The officials shall be sure of the date, time, and place for the game, and shall arrive on the playing court 30 minutes ahead of time.
4. The officials shall wear uniforms which allow freedom of movement and which are distinct from those worn by either team. (See pages 86-88.)
5. The officials shall inspect the playing court, boundaries and equipment, and clarify all ground rules to both captains and answer questions.
6. The home team shall provide the official scorer and the official timer, unless otherwise agreed upon. On a neutral court, the winner of a coin toss shall have the choice of being the home or visiting team as well as the choice of basket and bench.
7. A team's warm-up shall be restricted to the basket selected unless the opponents are not on the court.
8. The officials shall see that the timing devices are in order, that timers understand how to use them, and that scorers understand the official method of scoring. Any timer or scorer may be removed during the game for inefficiency.
9. Each official shall have the power to make decisions for infringement of rules committed at any time during playing time or intermissions until the timer's horn ends the game.
10. Neither official has the authority to set aside or question decisions made by the other, within the limits of their respective duties as outlined in these rules.
11. The officials shall sign the scorebook at the end of the game.
12. The officials shall use their own judgment in accordance with the general spirit of the rules.
 - Q1. *May any fouls or violations be set aside by the captains and officials?*
 - A. No. Officials may make decisions on any points not specifically covered in the rules, but may not change or set aside any of the rules governing fouls or violations.
 - Q2. *If a visible 30-second clock is not available, may the 30-second rule be ignored?*
 - A. No. The 30-second rule is an essential part of the game. The 30-second clock operator may use a stopwatch and give a distinctive audible signal when the 30 seconds have elapsed.

SECTION 7. THE REFEREE shall

- a. Upon arrival instruct the visiting captain to take her choice of basket; the home team has the choice of team bench. On a neutral court, the winner of the toss of coin shall have her choice of basket and team bench.

Rule 2. Officials and Their Duties

- b. Approve the ball which shall be used in the game.
- c. Check the scorebook 10 minutes before the game is scheduled to begin to see that names and numbers of players are listed in numerical order and that the starting lineup is indicated. Warn the offending team prior to game time if players are listed with duplicate numbers, illegal numbers, or do not have numbers on the front and back of their shirts. A technical foul shall be assessed each player at the time she initially enters the game if the number is not corrected.
- d. Have the power to declare the game a default or to cancel the game.
- e. Notify or instruct the official timer to notify each team at least 3 minutes before each half is scheduled to begin.
- f. Check the official scorebook and the scoreboard at the end of each playing period to ensure that they agree. The number of fouls recorded may not necessarily agree with the number of free throws awarded due to bonus shots and offensive fouls.
- g. Decide whether a goal shall count in case of disagreement.
- h. Make a decision when scorers and timers disagree.
- i. Have the power to remove scorers and timers in case of inefficiency.
- j. Have the power to suspend the game for unsporting conduct in order to restore order, and to discontinue the game if order is not restored. Only two such suspensions of time shall be allowed in any one game. When only one team is responsible for suspension, the game shall be defaulted. When both teams are responsible for the suspension, the game shall be discontinued. When spectator behavior becomes uncontrollable, the official may request that the gym be cleared or if this is not possible the game is discontinued.
- k. Make decisions on any points not specifically covered in the rules from 30 minutes before the scheduled time for the game to begin until the timer's horn ends the game. This includes situations on or off the court during playing time or intermissions.

SECTION 8. THE OFFICIALS shall

- a. Decide whether ball is in play or dead
- b. Blow the whistle when any of the following occurs:
 - (1) jump ball
 - (2) violation
 - (3) foul
 - (4) time-out
 - (5) suspension of play for any reason

Rule 2. Officials and Their Duties

(6) sounding of timer's horn to acknowledge the end of a playing period.

- c. Have the power to order time-out or time-in
- d. Administer jump balls and penalties for violations
- e. Administer all penalties for fouls and indicate free throws when made
- f. Indicate field goals
- g. Give players permission to leave the court
- h. Recognize substitutes
- i. Prohibit practice when the ball is dead except between the halves
- j. At the end of the first half, secure the game ball so that neither team uses it for practice
- k. Notify teams and scorers if time allowed for substitution has been exceeded
- l. See that a player who has been disqualified leaves the game.

SECTION 9. SCORERS. The scorebook of the home team shall be the official book, unless the referee rules otherwise. The official scorebook shall remain at the scorer's table throughout the game including all intermissions. The visiting team should provide an assistant scorer who should also keep a scorebook at the scorer's table. The scorers shall compare their records after each goal, each foul, and each charged time-out, notifying the referee on the first dead ball of any discrepancy. In case of a discrepancy, the referee may examine any available statistics in order to reach a decision. If the error cannot be found the referee shall accept the record of the official book, unless additional knowledge permits the referee to decide otherwise. If the discrepancy is in the score and the error is not resolved, the referee shall accept the running record totals of the official scorebook. The scorers shall be provided with a horn with which to signal. There shall be no change of scorers at any time during the game except in case of inefficiency. The official scorer shall

- a. Keep the record in the official scorebook. The running score kept in the scorebook shall constitute the official score of the game.
- b. Notify the officials *immediately* when a player whose name is not legally listed in the scorebook enters the game.
- c. Notify the officials *immediately* when a player should be disqualified. A player shall be disqualified for: (1) 5 fouls, (2) a single disqualifying foul or (3) three technical fouls. When the scorer fails to notify the officials immediately, the scorer shall do so on the first dead ball or when the offending team gains possession of the ball.
- d. Notify the officials *immediately* when a team has taken a sixth time-out.

Rule 2. Officials and Their Duties

To score a field goal, mark a figure 2; for a free throw, draw a circle; if the free throw is made, mark an X in the circle. When two free throws are awarded for one foul, draw a line joining the two circles. When a bonus shot is awarded, indicate by using an O+. If the first shot is made indicate $\textcircled{X} + \text{O}$. If missed, leave O+. If the second shot is made indicate $\textcircled{X} + \textcircled{X}$.

In the event that a free throw is awarded for a violation by an opposing player on a missed free throw, the same circle is used for the substitute free throw. If the basket is made, an X is placed in the original circle. Indicate personal or technical fouls, team time-outs, and cumulative fouls by drawing a diagonal line across the number in the space provided. If additional spaces for technical fouls or time-outs are needed, they may be added. Players' numbers should be recorded under technical fouls for which they are charged. A "C" may be used for coach and an "F" for a team follower. Names and numbers of all players shall be listed in the proper spaces before the start of the game. The starting lineup is indicated by tally marks in the Time in Game column and a "c" is written after the captain's name. When a substitute enters the game, place the mark in the proper column and cross out that of the player leaving the game. If a player reenters the game, place an additional mark in the Times in Game column. There can be no more than five nor less than three uncrossed marks appearing on the scoresheet at any one time. In the running score, a diagonal line shall be drawn through two points when a field goal is made and through one point for every free throw made. The sample scoresheet above shows only one page of a regulation scorebook. There is a similar page for the opponents. If an opposing player makes a goal, record it in the space below the listing of players of the team for whom the goal is to be scored; write opposing player and place the 2 under the column for proper playing period. The recording of the summary is not an official duty of the scorekeeper. In the event this record is desired, each team should complete its own summary. The summary contains individual totals of field goals made (FG), free throws made (FT), fouls committed (F), and total points scored (PTS).

SECTION 10. TIMERS

3. **THE OFFICIAL TIMER** shall handle the game clock. It shall be placed on a table before the timers so that both may see it. The official timer shall be provided with a horn with which to signal. The use of an electric clock is permitted if agreeable to both teams. Such a clock should be operated by an experienced person who must be approved by both teams.

Rule 2. Officials and Their Duties

The official timer shall

(1) Start the clock

- (a) as soon as the ball is tapped by one of the players on a jump ball
- (b) when the ball touches a player on the court on a throw-in from out of bounds
- (c) as soon as the ball touches a player on the court after a free throw which hits the ring but does not enter the basket.

(2) Stop the clock on the official's whistle for

- (a) fouls
- (b) violations
- (c) jump balls
- (d) team time-outs
- (e) injuries
- (f) ball lodging in supports of basket
- (g) any reason deemed necessary by the officials.

(3) Notify the official in charge of the game and each team more than 3 minutes before each half is to start.

(4) Notify scorer 3 minutes before starting time.

(5) Sound the horn at the end of each playing period. In case the horn is not heard, the timer shall go on the court to notify the nearer official of the expiration of playing time. If a goal has been made or a foul has occurred, the referee shall consult the timers. If both timers agree that time was up before the ball was in the air, the official shall rule that the goal does not count. If they agree that time was up before the foul occurred, the foul shall not be called. If they disagree, the goal shall count and the fouls shall be penalized, unless the official has knowledge which would alter this ruling. The timer's horn officially ends each playing period.

(6) Wear an official blue and white striped shirt or striped pinnie.

b. THE ASSISTANT TIMER(S) shall handle the timing device and shall

(1) Check the time taken and indicate by sounding the horn when the time-out has expired for the following:

- (a) substitution
 - (1) regular 30 seconds
 - (2) disqualification 1 minute
- (b) team time-out 1 minute sound a horn at 45 seconds as a warning and again at 1 minute
- (c) each time a player commits a personal foul, the assistant timer shall raise, in a manner visible to both coaches, the

Rule 2. Officials and Their Duties

marker corresponding to the number of fouls committed by that player. The markers shall be white with black numbers from 1 to 4 and red for number 5. An electrical device may be used in place of the markers.

(d) intermissions.

(2) Notify the nearer official if more than the allotted time has been used for substitution.

c. **THE 30-SECOND CLOCK OPERATOR** shall control a separate timing device (which shall have a horn with a sound different from that of the official horn) and shall:

(1) Start the timing device when

(a) a player inbounds gains possession of the ball on a throw in

(b) a team initially gains possession of the ball from

(1) jump ball

(2) rebound

(3) free ball.

(2) Stop the timing device and reset when play continues

(a) when the team loses possession of the ball (the mere touching of the ball by an opponent does not start a new 30-second period if the same team remains in control of the ball)

(b) when a foul occurs

(c) when a tie ball occurs

(d) when a try for goal is attempted

(e) when a violation occurs; exception: Rule 2, Sect. 10, c-3-a

(3) Stop the timing device and continue time when play commences (a new 30-second period shall not be started)

(a) when the ball is deflected out-of-bounds by a defensive player intentionally or unintentionally

(b) when a time-out is called

(c) when a player becomes injured or loses a contact lens.

(4) Sound the horn at the expiration of 30 seconds. This does not stop play unless recognized by the official's whistle

Q.1 If the attempt for a goal and the horn for the expiration of the 30-second period appear to occur simultaneously, what is the decision?

A. The official shall decide if the ball left the shooter's hands before the 30-second period expired.

Q.2 If the ball is intentionally kicked with the foot or lower leg or struck by the fist of a defensive player and goes out of

Rule 3. Scoring and Timing Regulations

- bounds, is the 30-second clock reset when play continues?*
- A. Yes, kicking the ball intentionally with the foot or lower leg and/or striking the ball with the fists are handling the ball violations and shall cause the 30-second clock to reset.
- Q.3 If an offensive player who is trapped near a boundary line throws the ball against a defensive player causing it to rebound out of bounds, is the 30-second clock reset?*
- A. No, and the ball is given to the team which did not last touch the ball.

Rule 3. Scoring and Timing Regulations

SECTION 11. SCORING

Score	Field goal	2 points
Length of Game	Free throw	1 point
Tie Game	Winner of game	Greatest number of points
Time-out	Discontinued game	0-0
Time-in	Defaulted game	2-0 score stands

If a team defaults, the score shall be 2-0 unless the team defaulting has the lower score, in which case the score shall stand.

If a game is discontinued, the score shall be 0-0.

SECTION 12. LENGTH OF GAME

- a. For college and independent teams
- (1) 20-minute halves
 - (2) 15-minute intermission between halves
- b. For high school-age teams
- (1) 8-minute quarters
 - (2) 2-minute intermission between quarters
 - (3) 10-minute intermission between halves
- c. For teams younger than high school age or when the experience of the players is a factor or by state high school association adoption; playing time may be reduced to four quarters of less than 8 minutes each.
- Playing time shall cease instantly when the timer's horn sounds at the end of each playing period unless the ball is in the air on a try

Rule 3. Scoring and Timing Regulations

for a goal in which case play shall continue until the goal is made or missed. When a foul is committed simultaneously with or just previous to the sounding of the timer's horn, a free throw or throws shall be attempted immediately. A game is terminated when the timer's horn sounds.

SECTION 13. TIE GAME. If the score is tied at the expiration of playing time, the game shall be continued without change of baskets for one or more extra periods with an intermission of 2 minutes before each extra period.

In games played in halves, the length of each extra period shall be 5 minutes. In games played in quarters, the length of each extra period shall be 3 minutes.

Each extra period shall be started by a jump ball in the center restraining circle between any two opposing players. As many extra periods as are necessary to break the tie game shall be played. The game is terminated if either team is ahead at the end of any extra period.

Q. Is an extra period necessary if a technical foul is called following the expiration of playing time in a tie game?

A. Yes, the penalty is administered as in Section 40, c, Fouls During an Intermission.

SECTION 14. TIME-OUT

- ✓a. A player on the court may request a team time-out from an official when her team is in possession of the ball or when the ball is dead. This includes throw-ins and free throws.
- b. A coach may request a team time-out from an official or through the scorer when the ball is dead.
- c. Any player on the court may call a time-out following a goal until a player on the team putting the ball in play from the endline is positioned out-of-bounds with the ball.
- d. If time-out is called when the ball is in play and in the possession of a player, as in case of injury or in a team time-out, it shall be awarded to that player or a teammate when play is resumed, at a point out of bounds nearest the spot where the ball was when the whistle was blown for a time-out.
- e. Time-out shall be taken for
 - (1) all fouls
 - (2) violations
 - (3) jump balls
 - (4) team time-outs not more than 1 minute at the request of any team. Five time-outs without penalty for each team

Rule 3. Scoring and Timing Regulations

during regular playing time; one additional time-out for each extra period of a tie game.

- Q. *Is the time-out terminated if the team requesting the time-out is ready to play in less than 1 minute?*
- A. No, both teams are allowed the full 1 minute.
- (5) **substitutions** – **The substitute shall remain outside the court until she is beckoned by the official, whereupon she shall enter immediately. (Exceeding this time is considered a team time-out.)**
- (a) regular – maximum of 30 seconds for each team
(b) disqualification – maximum of 1 minute for each team
- Q. *Is the team given 30 or more seconds for each substitution when multiple substitutions are made by one or both teams which are not simultaneous?*
- A. No. Each team which exceeds 30 seconds from the time of its initial substitution shall be charged with a team time-out.

NOTE: Substitutions may not be made after a field goal unless a team time-out is called. A team just scoring prior to the opponents positioning themselves out of bounds with the ball may call time out. If a time out is called, either team may substitute.

- (6) injuries and loss of contact lens. A time out is charged to the team or officials at the discretion of the officials. If the injured player is removed from the game, the team shall not be charged with a time-out. The length of time-out taken should be at the discretion of the official. If a team representative enters the court to attend the player, the player must be removed or a time-out is charged to the team. The player may not reenter the game until the next dead ball. Time-out shall be called at the first dead ball, or when the ball is in control of the injured player's team or immediately when necessary to protect an injured player. Time-out shall be called when the ball is in the control of the team whose player has lost her contact lens, or on the first dead ball or immediately when deemed necessary by the official.
- (7) Suspension – time out shall be charged to the officials.
- (8) An inquiry regarding a rules decision by an official. If the coach is in error in questioning the decision, the time-out shall be charged to the team. If the official's decision is in error, the time-out shall be charged to the official. Matters of judgment may not be questioned.
- (9) Any occasion deemed necessary by an official.

Rule 4. Definitions of Playing Terms

Q1. May a coach approach the scoring table and ask for a team time-out when that coach's team is in possession of the ball?

A. No. The coach may ask for a time-out from the scorer only when the ball is dead. The scorer has enough with which to attend without having the added work of checking on which team has possession of the ball before calling a time-out.

Q2. If a team takes only three time-outs during regular playing time how many time-outs may be taken during the first extra period?

A. Three. The team may use its two unused time-outs plus the additional time-out for the extra period.

SECTION 15. TIME-IN shall be taken

- On a jump ball as soon as the ball is tapped
- On a throw-in from out of bounds as soon as the ball touches a player on the court
- On a missed free throw as soon as the ball, which has touched the ring, touches a player on the court.

Rule 4. Definitions of Playing Terms

ACT OF SHOOTING Begins when the player with the ball, in the judgment of the official, starts the motion which habitually precedes the release of the ball in an attempt to throw for a goal at the player's own basket, and ends as the ball leaves the shooter's hands. **An offensive tap on a rebound is considered a try for goal. The act of shooting occurs at the moment of contact with the ball.**

AIR DRIBBLE A play in which a player in control of the ball, after giving impetus to the ball once by throwing or tapping it and taking one or more steps, catches it again before it has touched the floor or it has been touched by another player.

BLOCKED SHOT A successful attempt by a player to prevent an opponent from completing a shot for the goal by either

- Stopping the flight of the ball after it has left the opponent's hand or hands
- Placing one or two hands on the ball while it is in the opponent's hand or hands.

BONUS SHOT An additional free throw awarded, if the first free throw is successful, when the bonus rule is in effect. The bonus is in effect for each common foul (except offensive) beginning with the opponents' seventh personal in each half in a game played in halves, and the fifth in each half in a game played in quarters. All fouls except technical fouls count toward the bonus.

Rule 4. Definitions of Playing Terms

CLOSELY GUARDED - The defensive player guards within 3 feet of the player with the ball who is not dribbling.

DEAD BALL - The ball becomes dead when the whistle is blown and the clock is stopped.

DEFAULTED GAME - A game is considered defaulted when

- a. A team fails to
 - (1) appear for a scheduled game
 - (2) be ready to play within 15 minutes after the time the game is scheduled to begin
 - (3) be ready for play within 5 minutes at the beginning of the second half
 - (4) play after being instructed to do so by the referee
 - (5) have five players to start play and at least three to continue play.
- b. A coach or team follower refuses to leave the gymnasium after being instructed to do so by an official.

DEFENSIVE PLAYER - A player whose team does not possess the ball.

DISCONTINUED GAME - Termination of the game because of persistent unsporting conduct on the part of spectators or for unforeseen emergencies.

DISQUALIFICATION - A player shall be removed from the game for (1) 5 personal fouls, (2) 3 technical fouls, or (3) a single disqualifying foul.

DOUBLE VIOLATION - Violation called upon players of both teams simultaneously.

DRIBBLE - A play in which a player gives impetus to the ball one or more times, causing it to rebound from the floor, and touches or regains possession of it. The first impetus may be given with either or both hands by throwing, batting, or fumbling; subsequent contacts must be given with only one hand. The dribble ends when the player touches the ball with both hands, permits the ball to come to rest in one or both hands, or directs it to another player. The following are not considered dribbles:

- a. Successive tries for goal
- b. Fumbling which precedes controlled possession of ball
- c. Attempts to gain control of the ball by
 - (1) tapping it from the reach of other players striving for it
 - (2) batting it from the control of another player

Rule 4. Definitions of Playing Terms

(3) blocking a pass and recovering the ball

(4) blocking a shot and recovering the ball

FOUL -- An infringement of a rule for which one or more free throws may be given. Fouls may be called at any time from the beginning of the game until the timer's horn sounds.

FUMBLE A momentary loss and recovery of the possession of the ball by a player.

GOAL A ball that passes through the basket from above, the impetus having been legally given by any player.

✓ **GOALTENDING** An offensive or defensive player interfering with the ball, basket, or backboard when the ball is on downward flight toward the basket, on the rim, or enroute through the basket. Touching the net is not considered interfering with the basket unless the net is held and/or jerked or the hand becomes entangled in the net and causes interference while the ball is within or on the edge of the basket. Dunking, which does not interfere with the flight of the ball is legal during warm-ups and the game. Goaltending can only occur on a legal try for goal.

HELD BALL A player holding (not dribbling) the ball more than 5 seconds when closely guarded.

ILLEGAL NUMBERS Combinations of no more than two digits from zero to five shall be used. Single digits one and two and any digit over five are illegal and shall not be used. Duplicate numbers and numbers which do not appear on both front and back of the uniform also represent illegal numbers.

INTERMISSION The interval between quarters, halves and extra playing periods.

JUMP BALL A method of putting the ball into play by tossing it up between two opponents in one of the three restraining circles.

LIVE BALL The ball is alive when on a

a. throw-in, the ball is placed at the disposal of the team making the throw-in.

b. free throw, the ball is placed at the disposal of the free throw shooter.

c. jump ball, the ball leaves the hands of the official.

NOTE: The clock may not always be running when the ball is alive. The ball remains alive following a field goal.

LOOSE BALL -- A loss of control of the ball during play in which two or more opponents are seeking to gain possession. If the offense retains possession, the 30-second clock is not reset.

Rule 5. Players and Substitutes

OFFENSIVE PLAYER A player whose team has possession of the ball.

OWN BASKET The basket for which a team is shooting.

PASS Movement of the ball caused by a player throwing, bouncing, batting, handling, or rolling the ball to another player.

PIVOT A play in which the player holding the ball steps once or more than once in any direction with the same foot. The other foot, called the pivot foot, is kept at its initial point of contact with the floor.

RESTRAINING CIRCLES The circle with a 6-foot radius in the center of the court and the free-throw circles.

SCREENING A legal attempt by the offense to prevent a defensive player from reaching a desired position.

TAGGING Intermittent or constant hand contact on an opponent with or without the ball as long as the pressure is not impeding or causing a disadvantage.

TEAM FOLLOWER Any individual sitting on or near the bench of a team and/or obviously supporting that team.

THREE-SECOND LANE That part of the free-throw lane between the free-throw line and the endline, including the lines bounding the area. There is no vertical plane bounding the lane area.

TRAVELING Illegal progression in any direction while retaining possession of the ball inbounds.

TRY FOR GOAL An attempt by a player to score a field goal by shooting at her own basket. The try for goal ends when the ball leaves the shooter's hand.

VIOLATION An infringement of a rule for which the ball is put in play from out of bounds.

Rule 5. Players and Substitutes

Team
Captain
Substitutes
Uniform

SECTION 16. EACH TEAM consists of five players. There may be any number of substitutes. A team must have at least five players to start the game. If at any time so many players are disqualified that the team has less than three players available, the game is defaulted to the opponents.

SECTION 17. THE CAPTAIN(S) represents the team and shall direct and control its play. The captain(s) may address an official on matters of interpretation or to obtain essential information. Any

Rule 5. Players and Substitutes

player may address an official to request a time-out or permission to leave the court. The captain, or someone appointed to act as the captain, must be on the playing court at all times.

At least 10 minutes before the game is scheduled to start, the coach shall be responsible for supplying the scorers with the names and numbers of all players, in numerical order, and designate the starting lineup. Any change in this designated starting lineup shall result in a technical foul for each change, except when the change is necessitated by obvious injury.

✓ **SECTION 18. A SUBSTITUTE** before going on the court must request a time-out for substitution. If entry is at any time other than between quarters and halves, the timer shall sound a horn when the ball is dead. When the clock is stopped the substitute must give the scorer her number and the number of the player she is replacing. The substitute shall remain outside the court until she is beckoned by an official, whereupon she shall enter immediately and play shall resume promptly. Substitutions may not be made after a field goal unless a team time-out is called.

During intermissions the substitutions must be reported to the scorer but are not required to be recognized by an official.

A substitute shall not replace a player who is to jump or take a free throw unless she is injured or disqualified.

A player who has left the game may not reenter until the next dead ball after play has resumed. Unless a player has been disqualified, she may reenter any number of times.

SECTION 19. UNIFORM. The coaches shall agree upon contrasting colors prior to the day of the game. If both teams have uniforms of the same color, the home team shall be obligated to change.

The uniform for each team member shall be the same color and style.

A number of solid color, contrasting with the colors of the uniform, must be worn by each player and substitute on the front and back of the shirt. The number worn on the back of the uniform shall be at least 6 inches high, while that on the front shall be at least 4 inches high, and neither less than $\frac{1}{4}$ of an inch wide. A technical foul shall be assessed each player not wearing numbers on the front and back of the shirt at the time each player initially enters the game.

Combinations of no more than two digits from zero to five shall be used. Single digits one and two, and any digit over five are illegal numbers and shall not be used.

Players on the same team shall not wear duplicate numbers. A technical foul shall be assessed against the second of the two players

Rule 6. Starting Play

upon entrance into the game and she shall not be allowed to participate until the error is corrected.

The officials shall not permit any player to wear jewelry. Braces, casts and other personal equipment which in the judgment of the official might be dangerous also shall not be permitted. All bracelets, rings, earrings, necklaces and other such jewelry must be removed. Barrettes may be worn if deemed safe, or may be taped if rough edges exist. Knee braces with metal and or plastic supports must be taped and padded.

Rule 6. Starting Play

SECTION 20. PRELIMINARIES. Before the game starts, the officials shall explain ground rules to the captains and answer questions. The captain of the visiting team shall have the choice of basket except on a neutral court in which case the winner of the toss of coin shall have the choice of basket and team bench.

Preliminaries
Starting Play

Thereafter, whenever a field goal is scored, the ball is put in play by an opponent out of bounds at any point behind the endline where the goal was scored. Teams shall exchange goals at the end of the first half.

- Q1. Which team puts the ball in play after a player scores a field goal for the opposing team?*
- A. The ball is put in play by an opponent of the team which is credited with the score.
- Q2. May a player putting the ball in play following a goal move from one position to another position behind the endline in order to get a better throw into the court?*
- A. Yes. She may also pass to a teammate behind the endline if no more than 5 seconds are taken to get the ball into the court.

SECTION 21. STARTING PLAY. Both teams must be ready to play within 15 minutes after the time scheduled for the game to start. At the expiration of this time, if only one team is ready, the official in charge of the game shall declare a default. If neither team is ready, the game shall be cancelled.

At the beginning of subsequent playing period(s), a team shall default the game if they are not ready to play within five minutes after the official calls play. A team shall also default the game if they are not ready to play at the end of a team time-out, after being instructed to play by the official. If, at the beginning of subsequent

Rule 7. Jump Ball

playing periods, or after a team time-out, one team has only three or four players ready to play, the ball shall be put in play in the same manner as if both teams were complete. The fourth and/or fifth player may enter the game following the procedure for substitution. If one team has fewer than three players, the game shall be defaulted to the team which is ready.

Each play period shall be started with a jump ball between any two opposing players in the circle, except following an unsporting conduct foul or a flagrant foul in which case the period shall begin with the administration of the penalty.

Rule 7. Jump Ball

SECTION 22. REGULATIONS GOVERNING A JUMP BALL

- a. A jump ball is taken in the *center restraining circle* between any two opposing players
- (1) at the beginning of each playing period (except following an unsporting conduct foul or a flagrant foul in which case the period shall begin with the administration of the penalty. Play shall begin with the ball awarded out of bounds to the team fouled after administration of an unsporting conduct foul or a flagrant foul which occurred during intermission).
 - (2) at the beginning of each extra period of a tie game.
- b. The ball is put in play by a jump ball in the center of the nearest restraining circle when any of the following situations occur:
- (1) tie ball
 - (2) held ball
 - (3) double violation
 - (4) two opponents contacting the ball simultaneously and causing it to go out of bounds, or if there is doubt as to who last touched it before it went out of bounds.
 - (5) a ball in play and not in possession of a player when time-out is taken for injury or for loss of contact lens.
 - (6) the ball lodging in the supports of a basket.
 - (7) double foul.

In situations (1), (2), (3), and (4) above, the jump shall be between players involved unless injury or disqualification requires substitution for a jumper, in which case the substitute shall jump. In situations (5), (6), and (7) the jump shall be between any two opponents who were in the game at the time.

Regulations Tie Ball Jump Ball Violations
--

c. The following regulations govern a jump ball:

- (1) Time-out is taken as the official signals.
- (2) Time-in is taken as the ball is tapped by one of the players.
- (3) Each jumper must stay in that half of the restraining circle which is farthest from her own basket and have one foot **within 12 inches of the center of the center line**. All other players must remain outside the restraining circle until the ball is tapped. Opponents are entitled to alternate positions around the restraining circle if they so indicate before the official is ready to toss the ball. Positions must be held until the ball is tapped.
- (4) An official shall toss the ball between the two opponents in a plane perpendicular to the floor and upward to a height greater than either of them can reach when jumping, so that it will drop between them. If the ball touches the floor without being tapped by either of the jumpers, the official shall repeat the toss.
- (5) The ball, after having reached its highest point, must be tapped by one or both players. One or two hands may be used. Neither player may tap the ball more than twice.

SECTION 23. TIE BALL occurs

- a. When two players of opposing teams have one or both hands so firmly on the ball that neither can gain sole possession without undue roughness.
- ✓b. When a blocked shot results in a momentary suspension of the ball between the hands of two opposing players.

A tie must be made without personal contact with the body of the opponent except for the hands. The hands are considered part of the ball, when on the ball.

If two players of the same team tie the ball and the official sounds the whistle in error, the ball shall be put in play from out of bounds by a member of that team.

When the ball has been tied by more than two players, the official shall select one of the players from each team to take the jump.

Q1. A player jumps to shoot. Her opponent attempts to block the ball but only succeeds in brushing it. Can the offensive player return to the floor with the ball?

- A. No. The opponent did not block the ball because her hand was never firmly in contact with the ball and a traveling violation should be called.

Rule 7. Jump Ball

Q2. *Can opponents be considered traveling when tying a ball?*

A. No. Neither player can be considered as having possession of ball.

SECTION 24. JUMP BALL VIOLATIONS include

- a. ~~Failure of a jumper to take a position within 12 inches of the center of the center line. (Hold whistle)~~
- b. ~~Stepping over the line before the ball is tapped. (Hold whistle)~~
- c. Tapping the ball before it reaches its highest point.
- d. Tapping the ball more than twice.
- e. Catching the ball instead of tapping it.
- f. Scoring a goal directly on a tap.
- g. Playing the ball before it has touched the floor, basket, back-board or has been touched by one of the eight nonjumpers.
- h. Failure of the players within three feet depth of the restraining circle to hold their position until the ball is tossed. (Opponents are entitled to other positions around the restraining circle if they so indicate before the official is ready to toss the ball.) (Hold whistle)
- i. Non-jumpers extending their arms or legs in front or behind an adjacent player within a three foot depth of the restraining circle. (Hold whistle)
- ✓ j. **Hitting the ball with the fist or heel of the hand. (Hold whistle)**

PENALTY Ball goes to an opponent out of bounds at the sideline opposite the restraining circle where the jump ball violation occurred.

Q1. *If a jump ball is touched or tapped a second time, must the player be in her own half of the restraining circle?*

A. No. Only the initial tap must be made in her half of the circle.

Q2. *How do you differentiate between a player who is standing around the circle and who therefore must hold her position and one who is not?*

A. Players who are around the circle and within an area 2 feet from the circle must hold their positions. Players who are more than 2 feet away from the circle do not have to hold their positions.

Rule 8. Handling The Ball

SECTION 25. REGULATIONS GOVERNING BALL HANDLING. A player may

- a. Throw, bat, bounce, hand or roll the ball to another player, or throw for goal.
- b. Catch, retain or throw the ball with one or both hands.
- c. Take or tap the ball from an opponent.
(The hand is considered to be part of the ball when in contact with the ball.)
- d. Advance the ball by means of a dribble or an air dribble, taking any number of steps between the release and the recovery of the ball.
- e. Hold (not dribble) the ball for 5 seconds inbounds if closely guarded, 5 seconds out of bounds, and 10 seconds on a free throw.
- f. After a goal, pass to a teammate who is positioned behind the endline. The 5-second count begins when the ball is at the disposal of the first player out of bounds.
- g. Touch the ball to the floor while retaining possession of it. This shall not be considered part of a dribble.
- ✓ h. Use two steps after receiving the ball in the air, on the run, or on the completion of a dribble. When catching the ball on the move with both feet off the floor, a player may step on one foot (step one, the pivot foot) then on the other (step two) or on both feet simultaneously (step one, either foot is the pivot foot) and then on the other foot (step two).
- i. Use either foot as a pivot foot after catching the ball while standing still.
- j. Lift the pivot foot when releasing the ball for a pass or try for goal. The ball must leave the hands before the pivot foot again touches the floor.
- k. On a dribble, release the ball before the pivot foot leaves the floor.
- l. Use a body part other than the foot as the pivot point when it is the first to touch the floor.
- m. Jump while holding the ball, provided it is released before landing from the jump.
- n. Continue to play a ball which happens to touch an official on the playing court.

Regulations Spectator Interference Violations
--

Rule 8. Handling the Ball

Q1. Is it legal for a player outside the lane to hold the ball longer than 5 seconds?

A. Yes. She may hold it until the 30-second period expires, provided an opponent guards her at a distance greater than 3 feet. As soon as an opponent guards within 3 feet, the player may hold the ball a maximum of 5 seconds.

Q2. Is it legal for a player to continue dribbling the ball after it has rebounded off her body?

A. Yes, providing the ball does not come to rest against her body.

SECTION 26. SPECTATOR INTERFERENCE. If a spectator interferes with the flight of the ball at any time other than during a free throw, the ball shall be awarded out-of-bounds at the point nearest the interference to the team which last had possession of it.

SECTION 27. HANDLING-THE-BALL VIOLATIONS

- a. Kicking the ball intentionally with foot or lower leg
 - b. Striking the ball with the fists
 - c. Dribbling illegally
 - (1) palming the ball permitting the ball to come to rest in one hand while dribbling
 - (2) by causing the ball to come to rest against the body
 - (3) at the end of a dribble, fumbling the ball after it has been touched with both hands or after it has come to rest in one or both hands
- Q. When does a violation occur on the fumble at the end of a dribble?*
- A. When the dribbler again touches the ball after the fumble. If she does not touch the ball, the ball is in play.
- d. Air dribbling illegally throwing or tapping the ball more than once before it touches the floor or is touched by another player.
 - e. Combining an air dribble with a dribble
 - f. Holding the ball more than 5 seconds out of bounds or more than 10 seconds on a free throw
 - g. Traveling with the ball.

PENALTY Ball goes to an opponent out of bounds at nearest spot where violation occurred.

Rule 9. Out of Bounds

SECTION 28. A PLAYER

- a. **WITH THE BALL IS OUT OF BOUNDS** when she touches the floor or any object outside the court.
- b. **WITHOUT THE BALL** may run out of bounds provided she does not return at a more advantageous position. If she is to be involved in the play, she must return immediately at the same spot.
- c. **MAY NOT LEAVE THE PLAYING COURT** without permission of an official except during intermissions. When time-out is charged to a team, players may leave the court in order to confer with their coaches at or near their benches.

Player
Ball
Ball Awarded
Out of Bounds
Throw-In
Small Gymnasiums
Out of Bounds
Violations

SECTION 29. THE BALL IS OUT OF BOUNDS when it touches the floor or any person or object outside the court, the supports or back of the backboard. All edges of the backboard are in-bounds.

The last player to touch the ball before it goes out of bounds is held responsible for the ball leaving the court. If the ball is out-of-bounds because it has touched a player who is outside the court, that player is responsible for the out-of-bounds ball. If a player bats the ball back into the court while her body is in the air outside the court, and if she has not touched the floor or any object outside the court, the ball is still inbounds.

NOTE: It is a violation when the ball or the player with the ball contacts a 2-inch boundary line.

If the ball is batted out-of-bounds by one player on a jump ball, regular out-of-bounds rules shall apply.

If two opponents touch the ball simultaneously, sending it out of bounds, or if the official is unable to determine who last touched the ball, the opponents shall take a jump ball in the nearest restraining circle.

The ceiling, apparatus and other obstructions over the playing court are out of bounds unless ground rules to the contrary have been agreed upon by the captains before the game.

Q1. On an out-of-bounds play, the ball is batted by an opponent who is inbounds. It hits the player taking the throw-in who has not returned inbounds. Which team is awarded the ball?

A. The team of the player who batted the ball is given the

Rule 9. Out of Bounds

throw-in. The ball is out-of-bounds because it has been touched by a player who is outside the court.

Q2. *May a player taking a throw-in bounce the ball to herself as a signal to her teammates?*

A. Yes, providing she passes it inbounds within 5 seconds, and providing no part of the ball touches within the court before she catches it again. If she bounces the ball on a 2-inch line, she has carried the ball into the court and has therefore committed a violation.

SECTION 30. THE BALL IS AWARDED OUT OF BOUNDS

a. At the nearest point (endline or sideline) after

- (1) a violation (handling ball violations, out-of-bounds situation, 30-second violation), except as listed in b. and c. below
- (2) a dead ball while a team is in possession and no foul is involved (team time-out, official time-out)
- (3) common fouls, until the bonus rule is in effect
- (4) offensive fouls
- (5) spectator interference, except during a free throw.

NOTE: The ball shall not be put in play on the endline between the free throw lane lines extended except following a goal.

b. At the sideline after

- (1) jump ball violations
- (2) free throw violations
- (3) offensive goaltending
- (4) a free throw (or throws) whether successful or unsuccessful, for technical, flagrant and unsportsmanlike conduct fouls.

NOTE: For (1) the ball is awarded opposite the respective circle at which the violation occurred. For (2) and (3) the ball is awarded opposite the free throw line extended. For (4) the ball is awarded at mid-court to the team fouled.

(5) ~~30-second time violations when basket is nullified~~

c. At the endline after

- (1) a successful field goal
- (2) a successful free throw, except following a free throw awarded during intermission or for flagrant or technical fouls
- (3) ~~30-second time violation~~
- (4) ~~offensive goaltending~~

d. At the endline after a successful

- (1) field goal
- (2) free throw, except following a free throw awarded during intermission or for flagrant or technical fouls.

Rule 9. Out of Bounds

SECTION 31. THE THROW-IN. If the ball goes out of bounds, it shall be put in play by an opponent of the player who touched it last. The player throwing the ball inbounds shall *release* the ball within 5 seconds. The player guarding her, or the teammate receiving the pass may not touch, reach or step over the boundary line until the ball has left the hands of the player taking the throw-in. The player on the court may not touch the ball until it leaves the hands of the player taking the throw-in. There is no vertical plane limiting the player taking the throw-in.

When out-of-bounds space is limited to 3 feet or less, no part of *any* player within the court may come nearer than 3 feet to the spot on the boundary line where the ball is being thrown in until the ball has left the hands of the player taking the throw-in.

Q1. A player putting the ball in play from out of bounds throws the ball across the court and out-of-bounds. Who is awarded the ball?

A. The ball is awarded to an opponent of the player who caused it to go out of bounds. The ball is put in play at the spot of the initial throw-in.

Q2. A player taking the throw-in steps on or over the 2-inch boundary line before releasing the ball. She realizes this and withdraws her foot to the legal out-of-bounds area and then releases the ball. What is the decision?

A. Violation. A player may not carry the ball into the court from out of bounds.

SECTION 32. IN SMALL GYMNASIUMS where the full length or width of the floor is used, a free ball shall be out of bounds when it touches the wall or when a player with the ball puts a foot or the ball against the wall. A player who touches the wall with hand or body (except the foot) shall not be considered out of bounds.

When the boundary line and wall meet, the player taking the throw-in shall stand with one foot against the wall.

SECTION 33. OUT-OF-BOUNDS VIOLATIONS

- a. Causing the ball to go out of bounds
- b. Placing the foot or ball against the wall while in possession of the ball when playing on a small court
- c. Touching the 2-inch boundary line with any part of the body while in possession of the ball
- d. Leaving the court without the ball and returning at a more advantageous position
- e. Carrying the ball into the court from out of bounds
- f. Touching the ball after putting it in play from out of bounds and before it has been touched by another player

Rule 10. Three-Second Lane Violation

- g. Holding the ball more than 5 seconds out-of-bounds before passing it into the court
- h. Leaving the spot designated by the official for a throw-in
- i. Entering the court at a more advantageous position after an out-of-bounds play
- j. Touching or reaching over the boundary line while guarding an opponent taking a throw-in. No violation shall be called if the penalty is to the advantage of the team committing the violation. (Hold Whistle.)
- k. When out-of-bounds space is limited to 3 feet or less, a player inbounds failing to keep 3 feet away from the spot on the boundary line where the ball is being thrown in, no violation shall be called if the penalty is to the advantage of the team committing the violation. (Hold Whistle.)

PENALTY Ball goes to an opponent out-of-bounds at the spot where the violation occurred.

NOTE: For repeated violations of j and k, a technical foul shall be assessed for delay of game.

Rule 10. Three-Second Lane Violation

✓ A player with or without the ball may not remain for more than 3 seconds in the free throw lane while her team is in possession of the ball inbounds. This refers to the part of the free-throw lane between the free-throw line and the endline, including the lines bounding this area. *If she receives the ball within 3 seconds, she has 3 additional seconds to shoot or get out of the lane.* Stepping off the court to avoid a three-second lane violation is illegal. The 3-second count is in effect regardless of the position of the ball on the court. The 3-second count terminates at the end of the 3rd second.

✓ **PENALTY** Ball goes to an opponent out-of-bounds at the nearest point (endline) except when basket has been nullified (sideline).

Q1. *If a player receives the ball in the lane, what option does that player have?*

- A
 - a. The player may shoot within 3 seconds of receiving the ball and then stay in the lane, since a ball in the air on a try for goal is no longer in possession of her team.
 - b. The player may pass to a teammate, but the pass must be away and she must be out of the lane within 3 seconds of the time she received the ball. This assumes a successful pass and that the ball remains in possession of her team.

Rule 11. Field Goals

c. The player may dribble out of the lane, but both she and the ball must be out of the lane within 3 seconds, from the time she received the ball.

Q2. *May a player without the ball remain in the free-throw lane more than three seconds during a jump ball in the free-throw restraining circle, or after the ball has been released for a try for basket and the following rebound play?*

A. Yes. The ball is not considered in the possession of her team during those instances.

Q3. *An offensive player has the ball out of bounds and her teammate moves into the free-throw lane. When does the official start counting for the 3-second violation?*

A. As soon as her teammate on the court gains possession of the ball.

Rule 11. Field Goals

SECTION 34. VIOLATIONS

a. Goaltending

The penalty for a is as follows:

For a violation by a defensive player, the field goal attempt shall be declared a goal whether made or missed, and the ball is put in play behind the endline by the team scored against. For a violation by an offensive player, the basket, if made, shall not count, and whether made or missed, the ball shall be awarded to an opponent out-of-bounds at the free throw line extended.

Violations 30-Second Violation Spectator Interference
--

b. Throwing for basket when the ball is being put in play from out of bounds

The penalty for b is as follows:

Goal, if made, does not count and the ball shall be awarded to an opponent out of bounds at the sideline nearest the spot where the violation occurred. If the goal is missed, the ball shall continue in play. (Hold Whistle)

SECTION 35. 30-SECOND VIOLATION. A team in possession of the ball failing to try for goal within 30 seconds.

PENALTY Ball goes to an opponent out of bounds at the nearest point to where the violation occurred.

NOTE If a player shoots at the wrong basket, whether the goal is made or missed, the 30-second clock is not re-set. The goal, if made, shall count. If a foul occurs on the shot it is not a shooting foul. See Rule 4, Try For Goal.

Rule 12. Fouls and Penalties

- Q. Just after the 30-second clock signal is sounded, the ball is shot by a forward on the free-throw line. Should the ball be taken out opposite the basket or the free-throw line?
- A. The ball should be put in play closest to the position of the ball at the time the 30 seconds elapsed; therefore, in this case, at the free-throw line extended.

SECTION 36. SPECTATOR INTERFERENCE. If a spectator interferes with the flight of the ball during an attempt for a field goal, the goal if made, shall not count, and whether made or missed, the ball shall be awarded out-of-bounds at the point nearest the interference.

Rule 12. Fouls and Penalties

Types of Fouls
Personal Fouls
Technical Fouls
Special Situations

Although basketball is theoretically a non-contact game, it is obvious that personal contact cannot be entirely avoided when players are moving rapidly over a limited space. Personal contact which does not hinder the opponent from participating in normal offensive or defensive movement should be considered incidental and not a foul. Contact in which pressure is applied shall be considered inhibiting and a foul called. Tagging is legal.

If personal contact results from an attempt to play the ball, if the players are in such positions they could reasonably expect to gain the ball and if they use due care to avoid contact, such contact may be classified as accidental and need not be penalized.

The rule on fouls is designed to prevent roughness in the game and to encourage good, open playing.

SECTION 37. TYPES OF FOULS

- Common foul* is a personal foul which is not flagrant or intentional or committed against a player trying for a field goal or part of a double foul. **A loose ball foul is a common foul.**
- Double foul* occurs when fouls are called on two opponents simultaneously.
- Flagrant foul* is a foul involving an unsporting act of a violent nature. It may be a technical foul (when the ball is dead) or a personal foul. A flagrant foul is always a disqualifying foul.
- Intentional foul* is a personal foul, which in the judgment of the official, appears to be premeditated. It is not based on the severity of the act.
- Multiple foul* is a personal foul which occurs when one player fouls two or more opponents, or when two or more players foul an opponent simultaneously.

- f. *Offensive foul* is a common foul committed by a player while that player's team is in control of the ball.

Control of the ball is to have possession of the ball by either holding, passing or dribbling. Team control begins when the ball becomes alive and continues until the ball is in flight during a try for goal, an opponent secures control or the ball becomes dead. There is no team control during a jump ball, a loose ball or after the ball leaves the shooter's hand on an attempted field goal.

- g. *Personal foul* is a player foul that involves contact with an opponent while the ball is alive.
- h. *Technical foul* is a non-contact foul committed by a player or non-player, or a contact foul committed by a player while the ball is dead.
- i. *Unsporting conduct foul* is a technical foul in which unethical conduct is exhibited. This may be a disqualifying foul.

Q. *An offensive player is fouled as she taps a rebound into the basket. Is the basket good? How many free throws is she awarded if the basket is not good?*

A. *The basket is good. The offensive player is in the act of shooting and therefore will receive two free throws if the basket is missed and one free throw if the basket is made. If the offensive player fouls in the act of shooting while tapping the ball, the basket if made shall not count and the player will be charged with an offensive foul. If the player fouls after releasing the ball on a tap-in, the basket, if made, shall count and if the opponents are in the bonus, they would then shoot one and one. If the bonus is not in effect, they would be awarded possession of the ball out-of-bounds at the nearest spot.*

SECTION 38. PERSONAL FOULS include:

- a. *Blocking* Personal contact which impedes the progress of an opponent with or without the ball. Blocking includes contact resulting from:
- (1) an opponent entering the path of a moving player without giving that player a chance to stop or change direction.
 - (2) extending the arm(s) in such a manner as to impede the progress of an opponent

Q. *Is the horizontal extension of the arm(s) a foul?*

A. *No, contact must result and if such contact does result it is the responsibility of the defensive player. Thus, even if the defensive player is in a stationary position with the arm(s)*

Rule 12. Fouls and Penalties

extended horizontally and is contacted by an offensive player, the defensive player is responsible for the foul.

- (3) extending body over the vertical plane of an opponent

✓NOTE: Legal defensive vertical plane is with hands directly above the head and shoulders. If an offensive shooter follows through with the hand into the defensive player who has not moved, it is incidental contact. If the defensive player moves to interfere with the shot, she is hacking.

- (4) illegal screening.

NOTE: *Stationary screen* (pick) is illegal if contact results after a player assumes a position closer than two feet away from an opponent when setting a screen from behind or when she makes contact with a stationary opponent when setting a screen within the visual field of that opponent.

Moving screen when an opponent is moving, the moving screen must be set far enough from the opponent to permit the person being screened to avoid contact. If the screener moves in an established path and contact results, responsibility lies with the person being screened. However, if the moving screener deliberately changes pace or direction, the screener is responsible for contact which may result.

- b. *Charging* contact resulting from a player with the ball moving her body or the ball into an opponent whose position is legal or whose path is already established. Contact caused by the momentum of a player who has passed the ball is a form of charging. Contact caused by the momentum of a player who has thrown for a goal is also a form of charging, but is not an offensive foul.

A *dribbler* shall not charge into, or contact an opponent in her path, or attempt to dribble between two opponents or between an opponent and a boundary line, unless the space is such as to provide a reasonable chance for her to go through without contact. If a dribbler, without causing contact, manages to get head and shoulders ahead, the greater responsibility for subsequent contact rests with the defensive player.

NOTE: When both players are moving, contact with appendages is blocking, contact with the trunk is charging.

- c. *Hacking* hitting the wrist or forearm of an opponent in an attempt to tie the ball, stop a pass or block a shot

- d. *Reaching* contact resulting from

- (1) the use of hands and/or arms which inhibits the freedom of movement of an opponent

Rule 12. Fouls and Penalties

- (2) continual contact resulting in a disadvantage to the opponent.
- e. *Pushing* contact resulting from an attempt to
 - (1) secure possession of the ball from an unfavorable position
 - (2) gain a more favorable position on the court.
- f. *Tripping*
- Q. *Should a goal be scored when an offensive player, fouled in the act of shooting (throwing for goal) or has started an effort to throw for goal, releases the ball after the whistle?*
- A. Yes, see Rule 4. Act of Shooting.

PENALTY for Sec. 38. a through f

One foul is charged to the offender; if it is the player's fifth personal foul, or if it is flagrant, she is immediately disqualified.

Free throws are awarded as follows:

- (1) No free throws for
 - (a) each common foul before the bonus is in effect
 - (b) any offensive foul
 - (c) a double foul

NOTE: For penalty (a) and (b) above, ball is awarded to opponent at nearest spot out-of-bounds; for (c), a jump ball is taken in the nearest restraining circle between any two opposing players in the game when the fouls occurred.

- ✓(2) One free throw for a foul against a player in the act of shooting whose attempt is successful. This includes intentional and flagrant fouls.
- (3) Bonus free throw for each common foul (except offensive foul)
 - (a) beginning with the opponents' seventh personal foul during the half in a game played in halves, provided the first attempt is successful, or
 - (b) beginning with the opponent's fifth personal foul during the half in a game played in quarters, provided the first attempt is successful.

NOTE. All personal and flagrant personal fouls count toward the bonus situation.

If a multiple foul is committed against a player in the act of shooting, whose attempt is not successful, the player will receive a total of 3 free throws. If the basket is made, a maximum of two free throws is awarded.

For a multiple foul committed by a defensive player in the bonus situation, a one and one is awarded each player fouled. If one

Rule 12. Fouls and Penalties

of the fouls places the team in the bonus situation, either of the players fouled may shoot the bonus. A maximum of four free throws may be awarded a single player involved in a multiple foul and not in the act of shooting but in the bonus.

(4) Two free throws for

- (a) a foul against a player in the act of shooting whose attempt is unsuccessful
- (b) an intentional foul
- (c) a flagrant foul.

NOTE For any flagrant foul, the offending player is immediately disqualified, following the free throws, the ball is awarded to the offended team at mid-court.

(5) Three free throws for

- (a) **an intentional foul in the act of shooting and the basket is missed**
- (b) **a flagrant foul in the act of shooting and the basket is missed**

SECTION 39. TECHNICAL FOULS

NOTE Infractions which are obviously unintentional and have no effect on the game, or are of an administrative character, should not be considered technical fouls unless there is repetition of the same infraction after being warned by an official. An official may sometimes prevent a foul by warning players when they are about to make some minor infraction such as stepping off the court to get a drink of water or failing to report to the official when substituting during a time out. It is good judgment for the official to forestall minor technical infractions. Infractions which are deliberate or are unsportsmanlike or give the offender an unfair advantage should be penalized promptly with a technical foul.

Technical fouls include

a. Technical fouls by player

- (1) Disrespectfully addressing an official
- (2) Using language or gestures toward an opponent which are distracting
- (3) Baiting an opponent or obstructing her vision by waving hands near the eyes
- (4) Delaying the game by:
 - (a) preventing ball from being properly put in play
 - (b) repeated violation of Rule 9, Section 33, j and k
 - (c) interfering with ball after a successful free throw or field goal
 - (d) failing to begin play when instructed to do so

Rule 12. Fouls and Penalties

- (5) Leaving the playing court without permission of an official except during intermission.
 - (6) Failing to raise only one hand at arm's length above her head after being charged with a foul or raising it in such a way as to indicate resentment
 - (7) Changing her playing number without reporting to the scorer and to the referee
 - (8) Substituting illegally
 - (9) Participating in the game after being disqualified
 - (10) Wearing an illegal number
 - (11) Knowingly attempting a free throw or jump ball to which she was not entitled
 - (12) After being warned, attempting to disconcert the player taking a free throw until the ball has left her hands or interfering with the flight of the ball to the basket
 - (13) Displaying any unsporting conduct or using unnecessary roughness
 - (14) Wearing jewelry.
- b. Technical fouls by team, coach, substitute and team follower
- (1) Failing to supply scorers with names and numbers in numerical order of players and starting lineup 10 minutes before the game begins. The starting lineup may be changed before game time when necessitated by obvious injury.
 - (2) Taking more than the legal number of time-outs
 - (3) Addressing officials or opponents in a disrespectful or disconcerting manner at any time
 - (4) Attempting to influence the official's decision by rising from the bench and/or using comments or gestures
 - (5) Inciting undesirable crowd reactions
 - (6) Entering the court, unless by permission of an official, to attend an injured player
 - (7) Leaving their bench area to follow the action on the court while ball is in play
 - (8) Displaying any other unethical behavior.

PENALTY for Sec. 39 a and b

- (1) Offended team is awarded one free throw which may be taken by any player, including an entering substitute; ball is awarded to offended team out-of-bounds at mid-court. A second free throw shall be awarded if the foul is flagrant.
- ✓ (2) For any flagrant or unsporting conduct foul, the offending person is immediately disqualified, two free throws are awarded and the ball is awarded to the offended team at midcourt.

Rule 12. Fouls and Penalties

- (3) For three infractions of any technical foul under Sec. 39, the offender shall be disqualified. If the offender is a coach or team follower, the offender shall be instructed to leave the gymnasium following the third technical foul charged to that individual. Failure to leave the area will result in a defaulted game.

SECTION 40. FOULS IN SPECIAL SITUATIONS

When a violation immediately precedes a foul by the same or a different player, the penalty for a violation shall be imposed.

When a foul occurs simultaneously with a violation and both the foul and the violation are called, only the penalty for the foul shall be imposed.

a. **DOUBLE PERSONAL FOUL** occurs when fouls are called on two opponents simultaneously. Fouls shall be recorded but penalties shall not be imposed. Play is resumed by a jump ball in the nearest restraining circle between any two opposing players who were in the game at the time.

b. **A DOUBLE TECHNICAL FOUL FOR UNSPORTING CONDUCT** occurs when fouls for unsporting conduct are called on coaches, players or team followers of two opposing teams simultaneously. A free throw shall be awarded to each team and play shall be resumed with a jump ball in the center circle.

c. **FOULS DURING AN INTERMISSION** when one or both teams commit a foul. Fouls during a dead ball are technical fouls.

The free throw(s) shall be taken before the succeeding period begins. Whether made or missed, the period is started with a center jump except following an unsporting conduct foul or a flagrant foul.

d. **FOULS DURING THE DEAD BALL** that followed a foul, if committed by

- (1) The team that committed the original foul
 - (a) free throw(s) administered
 - (b) play resumes with ball out-of-bounds at midcourt
- (2) The team that was fouled and was to have been awarded possession only
 - (a) free throw(s) administered
 - (b) ball awarded out-of-bounds at midcourt to the team fouled during the dead ball
- (3) The team that was fouled during play, in all other situations
 - (a) free throw(s) administered
 - (b) ball awarded out-of-bounds at midcourt to the team fouled during the dead ball.

Rule 13. Free Throws

Free Throw
Procedure
Multiple Free Throws
Free Throw
Violations
Wrong Player
Wrong Basket
Spectator
Interference

SECTION 41. A FREE THROW is an unguarded throw for goal by a player from a position behind the free-throw line and within the restraining circle. If made, one point is scored. The throw for goal shall be made within 10 seconds after the ball has been placed at the disposal of the player at the free-throw line. This shall apply to each free throw.

SECTION 42. PROCEDURE

- a. **PERSONAL FOUL.** If a free throw is awarded, the player who was fouled must take the free throw. If the player fouled against is to be withdrawn from the game, she must attempt her own free throw and wait for the next dead ball. In case of *injury or disqualification* of the player fouled against, the free throw must be taken by the substitute for the injured or disqualified player. The substitute must be one who was not in the game when the injury or disqualification occurred. If no substitute is available, any remaining player may attempt the free throw.
- b. **TECHNICAL FOUL.** Free throw(s) may be taken by any player, including an entering substitute, of the offended team. Following the free throw(s), the ball is awarded to the offended team out of bounds at mid-court.

Exception: All technical fouls called during intermission (other than unsporting conduct and flagrant fouls) shall be followed by a jump ball to begin the playing period.

c. **DURING A FREE THROW**

- (1) For a personal foul for which a free throw is awarded, the teams are entitled to line up at the free throw lanes within alternate lane spaces. The defensive team is entitled to both lane positions nearest the basket. If a player chooses not to occupy the lane space to which she is entitled, an opponent may occupy this position. A maximum of four players may line up on each side. If players choose to line up, they must have both feet within the lane space which is three feet deep. It is not mandatory that players occupy any lane space.
- ✓ A three-foot depth encompasses the lane spaces and the restraining circle. Players may not line up within 3 feet of the restraining circle.

Rule 13. Free Throws

- (2) For technical and flagrant fouls players must remain behind the restraining circle.
- d. **IF THE GOAL IS MADE**, the ball shall be put in play by an opponent out-of-bounds at any point behind the endline where the goal was scored. Time-in is taken when the ball from the out-of-bounds play touches a player on the court.
- e. **IF THE GOAL IS MISSED** and the ball touches the ring, the ball is in play. Time-in is taken when the ball touches a player on the court.

SECTION 43. MULTIPLE FREE THROWS

- a. For personal fouls: when two or more free throws are awarded the same team, the ball is dead after all but the last throw, at which time the procedure for a single foul is followed.
- b. For technical fouls: when two or more free throws are awarded the same team, the ball is dead after every free throw and is put in play at midcourt following the last free throw.

SECTION 44. FREE-THROW VIOLATIONS. After the ball is placed at the disposal of the player at the free throw line, the following are violations:

- a. Failure to attempt the free throw within 10 seconds after the ball has been awarded at the free-throw line
- b. Failure to cause the ball to touch the ring or enter the basket
- c. Entering a restricted area before the ball touches the ring or backboard or enters the basket
 - (1) while taking a free throw, touching the floor on or beyond the free-throw line or restraining circle
 - (2) any player touching the floor on or within the free-throw lane boundaries including the lane space marker
 - (3) any player, other than the player taking the free throw, entering the restraining circle
 - (4) any player entering or leaving a lane space after the ball is given to the shooter
 - (5) any player entering the lane space of another player or extending her arms into an occupied adjacent space
- d. Any opponent disconnecting the player taking the free throw

PENALTY If the violation is committed

- 1. By an offensive player, the goal, if made, shall not count and whether made or missed, the ball shall be awarded to an oppo-

Rule 14. Correction of Errors

- ment out-of-bounds at the sideline opposite the free-throw line.
2. By a defensive player, the goal, if made, shall count and the ball is put in play from out-of-bounds at the endline by an opponent of the player taking the free throw. If the goal is missed, the free throw shall be repeated. (Hold whistle.)
 3. By players of both teams, the goal, if made, shall not count and whether made or missed, a jump ball is taken in the nearest restraining circle between the players involved.
- ✓4. On a multiple free throw if a violation is committed on any free throw before the last one by
- a. an offensive player, the goal, if made, shall not count.
 - b. a defensive player, the goal, if made, shall count. If missed, the free throw shall be repeated.
 - c. players of both teams, the goal, if made, shall not count.
- Q1. *A player commits an illegal free throw by making a shot which falls short of the basket. An opponent steps over the lane line. Is a double violation called?*
- A. No. The opponent is drawn into the lane having anticipated the ball hitting the ring or board and ring. The ball would be given to her team out-of-bounds at the sideline.
- Q2. *An opponent is standing on the lane line as the player releases a free throw. The shot is short and fails to touch the rim. Is a double violation called?*
- ✓A. Yes, they are both violations.

SECTION 45. WRONG PLAYER. Should the wrong player take the free throw and make it, the goal shall stand unless the officials discover the error before the ball has been put in play from out of bounds. If this error is observed immediately, the goal if made shall not count. If the goal is missed and the ball touches the ring, the ball shall be in play unless the officials discover the error before the ball touches a player on the court. In either case, if the error is discovered before the ball is in play, a violation shall be called and the ball shall be awarded to the opponent out-of-bounds at the sideline opposite the free-throw line.

SECTION 46. SPECTATOR INTERFERENCE. If a spectator interferes with the flight of the ball during a free throw, the goal, if made, shall not count, and whether made or missed the free throw shall be repeated.

Rule 14. Correction of Errors

In all situations where errors are corrected play shall be resumed

Rule 14. Correction of Errors

at the point at which the game was interrupted in order to make the correction.

SECTION 47. FREE THROWS. Officials may correct an error when an improperly administered penalty for an infraction of a rule results in

- a. Failure to administer an earned free throw
- b. Administering a free throw which should not have been awarded
- c. Awarding the wrong team a free throw
- ✓d. Administering a free throw at the wrong basket.

If the error is discovered while the clock is stopped, the error shall be corrected before the clock is again started. If the error is discovered while the clock is running, it must be corrected before the ball becomes alive following the first dead ball after the error was committed.

Any action which took place during the time the clock was running (points scored, time consumed, fouls committed, and/or any other action excluding the error itself) shall stand. (Exception: Rule 13, Section 45).

SECTION 48. TIMING ERRORS DUE TO INACCURACY OF TIMERS. In situations where time has erroneously expired or failed to expire, the official in charge of the game has authority to reset the time remaining on the clock if there is knowledge available to correct such an error. This procedure also applies to errors with the 30 second clock.

In all situations, except a through d of Section 47, the score shall stand.

SECTION 49. SCORING. Any errors in the score may be corrected under the provisions of correctable errors and the rules until the official has checked the official scorebook and verifies the score to be correct. The scorer shall notify the official immediately when an error is detected.

SECTION 50. TIME-OUT FOR CORRECTION. Time out to request a correctable error shall be designated as an official time-out unless no error is made, in which case the team requesting the correction shall be charged with a time-out.

RULE INTERPRETATIONS

Inquiries on interpretations of rules must include a stamped, self-addressed envelope and should be addressed to:

JILL HUTCHISON
McCormick Hall
Illinois State University
Normal, IL 61761

In writing, please indicate the number of the rule and the section to which your inquiry refers. The Rules Interpreter does not make decisions on protests or on the winners of games and tournaments.

INDEX TO BASKETBALL RULES 1978-79

	<i>Rule</i>	<i>Sec.</i>
Act of Shooting Definition	4	
Addressing Officials	3	14e(8)
	5	17
Air dribble Definition	4	
Violation	8	27d
Backboard	1	2
Ball Specifications	1	4
Bounce test	1	4
Ball lodges in support	7	22b(6)
Basket	1	3
Benches Location	1	6
Choice of benches	6	20
Coach leaving bench area	12	39b(7)
Blocked shot Definition	4	
Momentary suspension of ball	7	23b
Blocking	12	38a
	12	38b NOTE
Bonus shot Definition	4	
	12	38 Penalty, 3
Boundary lines	1	1
Braces worn by players	5	19
Captain represents team	5	17
Center circle	1	1b
Changing numbers	12	39a(7)
Charging	12	38b
Choice of baskets	6	20
Clock When to start or stop	2	10
Closely guarded Definition	4	
	8	25e

	<i>Rule</i>	<i>Sec.</i>
Coach entering court	12	39b(6)
Correction of errors by officials	14	
Free throws	14	47
Scoring	14	49
Timing	14	48
Dead ball - Definition	4	
Defaulted game -		
Definition	4	
Fewer than three players	5	16
Officials' duties.	2	7d
Refusing to leave gymnasium.	12	39b Penalty, 2
Score	3	11
Team not ready.	6	21
Defensive player - Definition	4	
Delaying the game	12	39a4
Diagram of court.	1	1
Discontinued game - Definition.	4	
Score of.	3	11
Who may call	2	7j
Disqualification - Definition.	4	
Disqualified player.	12	38 Penalty
No substitute	5	16
Substitute takes free throw or jump	5	18
Disqualifying foul	12	37c, i
Disrespectfully addressing official.	12	39a(1)
Double foul --		
Definition	12	37b
Center jump.	7	22b(7)
Double violation - Definition	4	
Play resumed	7	22b(3)
Dribble	4	
Ejection of coach or team follower.	12	39 Penalty, 2

	<i>Rule</i>	<i>Sec.</i>
Enter game after disqualification	12	39a(9)
Equipment.	1	
Failure to raise arm	12	39a(6)
Field goal Score of	3	11
Field goal violation	11	34
Foul Definition	4	
Types	12	37
Common	12	37a
Double	12	37b
Flagrant.	12	37c
Intentional	12	37d
Multiple.	12	37e
Offensive	12	37f
Personal.	12	37g
Technical.	12	37h
Unsporting conduct	12	37i
Personal.	12	38
Blocking	12	38a
Charging	12	38b
Hacking.	12	38c
Holding	12	38d
Pushing	12	38e
Tripping	12	38f
Penalty	12	38
Technical.	12	39
By player.	12	39a
By team, coach, substitute and team follower.	12	39b
Penalty	12	39
Special situations.	12	40
Double personal	12	40a
Double technical	12	40b
During intermission	12	40c
During dead ball	12	40d
Free throw Definition	13	41
Procedure	13	42
During free throw	13	42c
Goal made	13	42d
Goal missed	13	42e
Personal foul	13	42a

	<i>Rule</i>	<i>Sec.</i>
Technical foul.	13	42b
Multiple free throws.	13	43
Personal.	13	43a
Technical.	13	43b
Violations	13	44
Wrong player	13	45
Wrong basket	13	47d
Spectator interference	13	46
Fumble - Definition	4	
Game Length of.	3	12
Preliminaries.	6	20
Tie	3	13
When terminated.	3	12
Game ball	1	4
Goal - Definition	4	
Disagreement over	2	7g
Score	3	11
Goaltending - Definition	4	
Violation.	11	34a
Ground rules	2	General
information		5
Hacking.	12	38c
Handling the ball.	8	25
Violations	8	27
Held ball - Definition	4	
Holding.	12	38d
Illegal number - Definition.	4	
Illegal substitutions	12	39a(8)
Injury - Time-out for	3	14d,c(6)
Intermission - Definition	4	
Jewelry	5	19
Jump ball - Definition.	4	
Regulations	7	22c
Time-in for.	2	10a(1)a
Time-out for.	2	10a(2)c
To start each play period	7	22a



Violation	7	24
When awarded	7	22b
Kick the ball	8	27a
Leavir ; the court without permission	12	39a(5)
Length of game	3	12
Limited space	9	32
Live ball – Definition	4	
Multiple free throws	13	43
Number of players necessary to continue game	5	16
Offensive player – Definition	4	
Officials – Duties	2	
Out of bounds	9	
A player	9	28
Leaving the playing court	9	28c
With the ball	9	28a
Without the ball	9	28b
Ball	9	29
Ball awarded	9	30
Small gymnasiums	9	32
Throw-in	9	31
Violations	9	33
Overhead obstruction	9	29
Own basket – Definition	4	
Palming ball – Definition	8	27c(1)
Pass – Definition	4	
Penalties – Fouls	12	
Violations	8	
	9	
	10	
Pivot – Definition	4	
Legal	8	25i,j,k,l, m,n,o
Playing court	1	1a
Practice ball	1	4
Preliminaries of game	6	20

	<i>Rule</i>	<i>Sec.</i>
Pushing	12	38c
Reentry into game	5	18
Referee	2	7
Restraining circles - Definition	4	
Roll the ball	8	25a
Scorebook	2	9
Scorers Duties	2	9
Scoring	3	11
Method of	2	9
Screening - Definition	4	
Moving	12	38aNote
Stationary	12	38aNote
Small gymnasium	9	32
Spectator interference	8	26
	11	36
	12	39b
	13	Penalty 2 46
Starting play	6	21
Strike ball with fist	8	27b
Substitution Procedure	5	18
For Jumper	5	18
For player taking free throw	5	18
Suspended game	2	7j
Tagging Definition	4	
Team - Minimum of players	5	16
Team follower - Definition	4	
Thirty-second clock	1	5
	2	10c
Thirty-second violation	11	35
Three-second lane Definition	4	
Violation	10	

	<i>Rule</i>	<i>Sec.</i>
Throw for basket from out of bounds	11	34b
Throw-in Limited space	9	32
Procedure for	9	32
Time in for	3	15b
Tie-ball When called	7	23
Tie game	3	13
Time-in	3	15
Time-out For injury	3	14d,e(6)
More than five times	12	39b(2)
When taken	3	14
Timers Duties	2	10
Assistant timer	2	10h
Thirty-second clock operator	2	10c
Touch ball to floor	8	25g
Traveling Definition	4	
Violation	8	27g
Tripping	12	38f
Try for goal Definition	4	
Uniforms	5	19
Unnecessary roughness	12	39a(13)
Unsporting conduct		
Players	12	37i, 39a(13)
Spectators or coaches	12	39b(3-8)
Violations Definition	4	
Field goal	11	34
Free throw	13	44
Handling the ball	8	27
Jump ball	7	22
Out-of-bounds	9	33
Thirty-second	11	35
Three-second lane	10	

AIAW CHAMPIONSHIPS

SITES FOR 1978-80 AIAW BASKETBALL CHAMPIONSHIPS

Large College:

Satellites, March 16-17, 1979

South: Tennessee Technological University, Cookeville

Central: Southern Illinois University, Carbondale

East: To be selected

West: To be selected

Finals, March 22 and 24, 1979

**North Carolina State University, Raleigh, Nora Finch, Meet
Director**

Small College:

Site to be determined, March 20-24, 1979

CHAMPIONSHIP RESULTS

DG: S National Intercollegiate Basketball Championship Results

1971-72, Illinois State University, Normal

1st Place: Immaculata College, Pennsylvania

2nd Place: West Chester State College, Pennsylvania

3rd Place: California State University, Fullerton

4th Place: Mississippi State College for Women, Columbus

AIAW National Intercollegiate Basketball Championships Results

1972-73, Queens College, New York

1st Place: Immaculata College, Pennsylvania

2nd Place: Queens College, New York

3rd Place: Southern Connecticut State College, New Haven

4th Place: Indiana University, Bloomington

1973-74, Kansas State University

1st Place: Immaculata College, Pennsylvania

2nd Place: Mississippi College, Clinton

3rd Place: Southern Connecticut State College, New Haven

4th Place: William Penn College, Oskaloosa, Iowa

1974-75, Madison College, Virginia

- 1st Place: Delta State University, Cleveland, Mississippi**
- 2nd Place: Immaculata College, Pennsylvania**
- 3rd Place: California State University, Fullerton**
- 4th Place: Southern Connecticut State College, New Haven**

1975-76, Penn State University

- 1st Place: Delta State University, Cleveland, Mississippi**
- 2nd Place: Immaculata College, Pennsylvania**
- 3rd Place: Wayland Baptist College, Plainview, Texas**
- 4th Place: William Penn College, Oskaloosa, Iowa**

1976-77, University of Minnesota

- 1st Place: Delta State University, Cleveland, Mississippi**
- 2nd Place: Louisiana State University, Baton Rouge**
- 3rd Place: University of Tennessee, Knoxville**
- 4th Place: Immaculata College, Pennsylvania**
- 5th Place: Baylor University, Waco, Texas**

1977-78, University of California, Los Angeles

- 1st Place: University of California, Los Angeles**
- 2nd Place: University of Maryland at College Park**
- 3rd Place: Montclair State College, New Jersey**
- 4th Place: Wayland Baptist College, Plainview, Texas**

1978-79, North Carolina State University, Raleigh

- 1st Place: Old Dominion College, Norfolk, Virginia**
- 2nd Place: Louisiana Polytechnic Institute, Ruston**
- 3rd Place: University of Tennessee, Knoxville**
- 4th Place: University of California, Los Angeles**

AIAW National Small College Basketball Championship Results

1974-75, Southern Colorado State College, Pueblo (Invitational)

- 1st Place: Phillips University, Oklahoma**
- 2nd Place: Talladega College, Alabama**
- 3rd Place: Ashland College, Ohio**
- 4th Place: Emporia Kansas State College**

1975-76, Ashland College, Ohio

- 1st Place: Berry College, Mt. Berry, Georgia**
- 2nd Place: West Georgia College, Carrollton, Georgia**
- 3rd Place: Phillips University, Enid, Oklahoma**
- 4th Place: Ashland College, Ohio**

1976-77, California State Polytechnic University, Pomona

- 1st Place: Southeastern Louisiana University, Hammond**
- 2nd Place: Phillips University, Enid, Oklahoma**
- 3rd Place: Berry College, Mount Berry, Georgia**
- 4th Place: Biola College, La Mirada, California**

1977-78, Francis Marion College, Florence, South Carolina

- 1st Place: High Point College, High Point, North Carolina**
- 2nd Place: South Carolina State College, Orangeburg**
- 3rd Place: Berry College, Mount Berry, Georgia**
- 4th Place: Biola College, La Mirada, California**

1978-79, North Dakota State University, Fargo

- 1st Place: South Carolina State College, Orangeburg**
- 2nd Place: University of Dayton, Dayton, Ohio**
- 3rd Place: Niagara University, Niagara, New York**
- 4th Place: Tuskegee Institute, Tuskegee, Alabama**

**1978-79 National Large College Basketball Champion
Old Dominion College, Norfolk, Virginia**



Front Row Sue Brown, Sandy Burke, Debbie Richard, Sue Davy, Beth Campbell, Fran Clemente

Back Row: Marianne Stanley (head coach), Nancy Lieberman, Jan Frombly, Sue Richardson, Inge Nissen, Linda Jerome, Chris Critelli, Rhonda Kompola, Angela Cotman, Jerry Busone (assistant coach).

**1978-79 National Small College Basketball Champion
South Carolina State College, Orangeburg**



Front Row A. Hayes, C. Rudolph, A.L. Hines.

Back Row: C. Myers, S. Gadsen, J. Robinson, K. Jackson, D. Thompson, V. Elloby, B. Smiley, P. Rivers, R. Williams, C. Green (trainer), W. Simon (head-coach) *not shown*

OFFICIATING

76

NAGWS AFFILIATED BOARDS OF OFFICIALS

The Affiliated Boards of Officials (ABO) is one of 7 structures of the National Association for Girls and Women in Sport (NAGWS). The following official statement of goals was approved by the ABO Executive Council (Fall, 1977) in an effort to clarify the future directions of ABO:

1. To improve the quality of officiating for girls and women's sports contests, regardless of the level of skill/maturity of players, or the rules governing the contest.
2. To increase the number of competent women officials, not to the exclusion of men, but as needed affirmative action.
3. To promote the involvement of women in the governing bodies of other sports officiating groups.

The purpose of the ABO is to promote quality officiating for girls and women's sport programs by:

- (1) Developing officiating techniques
- (2) Providing materials for training and rating officials
- (3) Disseminating information about officiating
- (4) Promoting the use of ABO-rated officials
- (5) Developing standards of conduct for officials compatible with the philosophy of the NAGWS
- (6) Providing the organizational and administrative structure for the coordination of Affiliated Boards
- (7) Promoting standards with respect to fees, ratings and uniforms.

Approximately 180 Boards of Officials throughout the United States are affiliated with ABO/NAGWS. These boards provide opportunities for interested individuals to learn about officiating or judging and are authorized to give NAGWS ratings.

The Principles and Techniques of Officiating (PTO) Committees for each of the 9 sports in which ABO grants ratings are specifically concerned with enumerating the mechanics used by referees, umpires and judges in officiating games, meets or matches.

The Examinations and Ratings Committees for each of the 9 sports in which ABO grants ratings are responsible for preparing, revising and analyzing the officiating theoretical (written) examinations.

If you have questions concerning the techniques of officiating basketball, write to:

JUNEL COURTEAU
904½ Iowa Street
Cedar Falls, IA 50613

75

Information regarding study questions in this *Basketball Guide* or on the theoretical examination on basketball should be addressed to:

SHARON GAUNT
Route 10, Frankie Drive
Richmond, KY 40475

Additional information regarding ABO officiating concerns may be secured by writing:

Affiliated Boards of Officials
NAGWS Executive Director
1201 Sixteenth St., N.W.
Washington, DC 20036

STATEMENT OF PHILOSOPHY OF THE AFFILIATED BOARDS OF OFFICIALS:

THE ROLE OF THE OFFICIAL IN THE COMPETITIVE SITUATION

Educational values should be of primary concern to all who have leadership roles in a competitive program. As one of those fulfilling leadership roles, the official must be concerned with promoting these values and with the welfare of the participant. The unique contribution of the official is assuring equal opportunity and fair play for all. The official essentially acts as an arbitrator, providing judgments that are within the spirit and intent of the rules. Decisions are based on objective evidence, free from bias and from the emotion that often pervades the competitive environment.

An official enters the competitive situation with a thorough understanding of the letter, as well as the intent of the rules, the strategy and skills of the sport to be played, and correct execution of officiating techniques to view the contest accurately. The official maintains a friendly yet reserved attitude toward all throughout the sport experience. The official is flexible, operating within officiating standards appropriate to the age of the performers, the level of skill, and the facilities available. Biases by players, spectators and coaches will be evaluated with an understanding not only of the multiplicity of the ways in which individuals may react to a competitive experience but also of the behavior appropriate to such an educational experience. Duties will be performed fairly, efficiently and without drawing undue attention to the official. In order to strengthen the official's effectiveness, personal evaluation of performance will be made and solicitation of constructive criticism from coaches, players and administrators will be sought. Though receiving a fee, the ultimate reward to the official will be that of having rendered a valuable service to girls and women who have found personal meaning in expressing themselves through the medium of sport.

STANDARDS FOR OFFICIALS' RATINGS

Badminton, Basketball, Competitive Swimming and Diving, Fencing, Soccer, Softball (Fast Pitch and Slow Pitch), Tennis, Track-Field, Volleyball, and Synchronized Swimming

Note: Changes from the previous *Guide* have been indicated by **shading**.

Introduction

There are six ratings for officials, five of which qualify the holder to officiate sports contests. Each is designed to meet the needs of various sports events and to stimulate interest of individuals who desire to officiate.

The *Examiner's rating* signifies the holder is qualified to rate officials.

The *Intramural rating* qualifies the holder to officiate contests in the school in which the holder is enrolled or contests of comparable level.

The *Apprentice rating* qualifies the holder to officiate contests which may be adequately controlled by a competent, but inexperienced official.

The *Local rating* signifies that the holder is qualified to officiate interscholastic and intercollegiate contests requiring a competent and experienced official.

The *State rating* signifies that the holder is capable of officiating any contest within the state or region where the rating is awarded.

The *National rating* signifies that the holder is capable of officiating any contest anywhere in the United States. This rating is for the most highly skilled official.

Specific requirements for all ratings are outlined below.

Examiner

1. Prerequisite must have held a state or national rating for a minimum period of six years. (The six years need not be consecutive but must be within the previous eight-year period.)
2. Theoretical examination¹ national examination, minimum 82.
3. Duration two years from next June 1.
4. Renewal:
 - a. In order to be eligible for renewal, the candidate must have been involved in the rating or training of officials.
 - b. To renew, the candidate must pass the national theoretical examination with a minimum score of 82.

¹ Form A and Form B of the ABO Theoretical Examinations *must* be administered as closed book examinations.

- c. Should the rating lapse for one year or less, the candidate remains eligible for renewal.
 - d. Should the ratings lapse for more than one year, the candidate must qualify through earning a State rating.
5. This rating is transferable to other Boards.

Intramural Official

- 1. Minimum standards set by Affiliated Board.
- 2. Duration two years from next June 1.

Apprentice Official

- 1. Minimum standards can be set by the affiliated board, or these standards may be followed:
 - a. **Theoretical examination¹ - national examination, minimum 60.**
 - b. **Practical examination² minimum 75; minimum number of raters. at least one rater with a local rating or above.**
- 2. Duration Two years from next June 1.

Local Official

- 1. Theoretical examination¹ - national examination, minimum 76.
- 2. Practical examination² - minimum 80; minimum number of raters: two raters; **one rater must have a local rating or above.**
- 3. Duration two years from next June 1.
- 4. This rating is transferable to other Boards.

State Official

- 1. Theoretical examination¹ national examination, minimum 82.
- 2. Practical examination² minimum 85; minimum number of raters: three raters; **one rater must have a state rating; others must be local or above.**
- 3. Duration two years from next June 1.
- 4. This rating is transferable to other Boards.

National Official

NOTE: National Ratings for Basketball and Volleyball can only be awarded by ABO National Rating Teams. See below for additional information. (See application form on page 94.)

¹ Any rating team may include no more than one Examiner and no more than one Honorary National.

Note: Alternative Practical Rating Procedures on pages 85-86 and Methods for Practical Renewal on page 86.

1. Theoretical examination¹ national examination, minimum 88.
2. Practical examination² minimum 88; minimum number of raters three raters; **one rater must have a national or honorary national; others must be local or above.**
3. Duration two years from next June 1.
4. This rating is transferable to other Boards.

National Official in Basketball and Volleyball

An official must apply to attend a national rating session. The following criteria must be met for an official to apply

- a. Must have officiated with a current State rating for 2 years, or have officiated with a current National rating, or have officiated with an Honorary National rating.
- b. Must have passed the written test scoring 88 or above, administered and verified by the local officiating board chairperson.
- c. Must have officiated at a national, state, regional or qualifying tournament in at least 1 of the 2 previous years, *OR* must have obtained signatures of three (3) *different* individuals who serve in any of the following capacities:
 - (1) college or university basketball or volleyball coach for women (3 maximum)
 - (2) volleyball or basketball National Rating Team member (1 maximum)
 - (3) certifying Board Chairperson
 - (4) NAGWS-ABO National Official with National tournament officiating experience (1 maximum)
 - (5) officiating coordinator or tournament director of a national, state, regional or qualifying women's basketball or volleyball tournament (1 maximum).

A national rating in basketball or volleyball shall be valid for 4 years from next June 1 and is transferable to other boards.

For additional information write to:

Basketball	Lou Albrecht 200 Candlewood Rd Stratford, CT 06497
Volleyball	Marcia Saneholtz 152 Newell Street Seattle, WA 98109

Levels of ratings for gymnastics and synchronized swimming are:³

<i>Gymnastics</i>	<i>Minimums</i>	
	<i>Theoretical</i>	<i>Practical</i>
National	85	85
Regional	80	80
State	75	75
Associate	70	70
Apprentice	70	

Duration Until December, 1980 Must judge three meets per year and file reports to maintain status

<i>Synchronized Swimming</i>	<i>Minimums</i>	
	<i>Theoretical</i>	<i>Practical</i>
National	90	85
Regional	80	75
Local	70	65

Alternative Methods for Practical Examinations

A. New Candidates

1. New NAGWS/ABO candidates (inexperienced or unregistered) can qualify for an apprentice rating by meeting one of the following criteria:

- attend a series of structured clinics set up by the Board, the number to be specified by the Board, *or*
- secure a passing grade and the recommendation of the instructor in an officiating course at the college level (the course must be approved by the Board), *or*
- attend officiating courses offered by another organization. Candidate must secure a recommendation from said course and such a course must be approved by the Board. Courses offered by recreation departments or adult education would be acceptable.

New apprentices shall work with more experienced officials for a number of contests, as designated by the affiliated board.

2. New NAGWS/ABO candidates for the local rating (those who are experienced officials and/or registered with other officiating organizations) should be awarded a local rating after completing the following requirements:

- Receiving a minimum score of 76 on the NAGWS/ABO Theoretical Examination (Form A or Form B) *and*

³For specifics related to ratings in gymnastics and synchronized swimming see the current NAGWS Guides for those sports.

- b. Demonstrating ability to use ABO officiating techniques. The local affiliated board shall specify the nature of the demonstration but shall recognize the official's experience. The demonstration should be as uncomplicated as possible.

B. Methods for Practical Renewal

1. An official may renew or upgrade a rating by officiating under observation of the examining committee. See page 64 for number of raters required.
2. Alternative Method for Renewing at the same level: (Exception: basketball and volleyball nationals, gymnastics officials and synchronized swimming officials)
 - a. officiate a minimum of 3 intercollegiate, interscholastic or interagency contests during which a minimum of 5 different evaluators are involved. Evaluations may be sought from coaches of the teams involved and/or ABO officials watching the contest. (The NAGWS/ABO official must have a rating comparable to that being sought by the renewal candidate.) Prior to the contest, the candidate shall ask the coaches and/or officials to respond on the evaluation postcard* addressed to the appropriate sports chairperson, indicating the quality of officiating. After the contest, the person responding should fill out the postcard, indicating an opinion as to the competency of the official and mail it to the appropriate sports chairperson. If an average of 4 is scored by the official as indicated from the 5 responses, a national rating is automatic, providing that a minimum of 88 had been scored on the theoretical examination. If an average of 3.5 is scored by the official as indicated from the 5 responses, a state rating is automatic, providing that a minimum of 82 had been scored on the written examination.
 - b. Officiate a designated number of contests, such to be designated by the board.

If written complaints are received about an official renewing as in a. or b. above, a more formal method should be used.

Emblem and Uniform

The emblem for National officials in all sports consists of a shield. Other emblems are available for State, Local, Apprentice and Intra-mural officials.

*A new evaluation form has been adopted by ABO. See page 19 of the *Policies and Procedures Handbook*, as revised Fall 1978.

The official shirt for badminton, basketball, fencing, competitive swimming, soccer, tennis, track and field and volleyball is a navy blue and white striped tailored shirt or a navy blue and white striped jersey. The shirt for softball shall be powder blue. A navy blue skirt or dress slacks appropriate for the activity should be worn with the shirt. In badminton, fencing, competitive swimming and diving and tennis white may be substituted for the navy blue. Officials who receive fees for officiating are required to wear the official shirt. Gymnastic officials should wear a skirt and blouse with blue jacket or blazer, or a dress or pants suit may be worn. The official uniform for synchronized swimming is all white.

Note: Local Boards are encouraged to adopt uniform regulations for each contest such that each official is easily identifiable. For safety reasons, both officials should be attired the same.

The official shirts and emblems are available from the Hanold Company, Sebago Lake, Maine 04075. The company can also provide blazers. When ordering, send dress size and check or money order for correct amount. Anyone may order the official shirt. A current rating card must accompany an individual's order for an emblem, however, it is not necessary to send a rating card when ordering a shirt.

An affiliated board may wish to have a supply of shirts or emblems for distribution to newly rated officials. A quantity order may be placed *only* by the affiliated board chairperson. It is not necessary that the chairperson's rating card be enclosed, but full payment must accompany the order.

Prices: Wash-and-wear shirt, \$7.50, knit jersey with zipper neck, \$13.50, navy flannel blazer, \$35.00. National, State, Local, Apprentice and Intramural emblems, \$1.75. (All prices are subject to change.)

Shipping Charge: 75 cents per order

Note: By September 1, 1979, patches will be available only to Board chairpersons and only through the NAGWS National Office. Also, the following standard uniform has been adopted for NAGWS/A&O rated officials, effective September 1, 1979:

Shirt

- a. Alternating stripes of navy blue and white - 3/8 inch in width
- b. A solid navy blue collar, rib bottom and rib sleeve
- c. Navy blue zipper - 8 inches in length
- d. Ripstop sleeve
- e. Pocket on left front
- f. Knit of polyester and cotton thread closed weave

Kilt - Solid navy blue
Trousers - Solid navy blue
Shoes - All white (exceptions: softball - black, soccer - black)
Socks - White (exception: softball - navy blue)
Lanyard - Navy blue
Whistle - White, black or silver
Jacket - Solid navy blue blazer or jacket; no trim
Belt - Navy blue

Official Uniform for National Officials Rated by the Volleyball or Basketball NRT's

Volleyball: Navy blue and white striped shirt manufactured by Hanold; navy blue dress slacks (skirts or culottes are not acceptable); completely white socks; all white and clean shoes; and no jacket.

Basketball: Navy blue and white striped shirt manufactured by Hanold; navy blue dress slacks or skirt, culottes, kilt (length shall be between knee and mid thigh); completely white crew socks; predominately white shoes; navy blue blazer or jacket may be worn (sweaters and warm-ups may not be worn).

Note: When officiating within a local area, a National Official may have to adjust this uniform slightly to ensure easy identification within a sport contest. For regional or national championships this uniform will be expected, however.

Recommended Fees

Local boards should establish fees that reflect the level of rating of the official as well as the type and level of competition within their locale. Boards are encouraged to establish fees in conjunction with local governing groups. The fee schedule should reflect differential pay based upon rating levels.

Registration of Officials

Most states require those who officiate either boys or girls' inter-scholastic contests to be registered with the State High School Athletic Association or other administrative body. All NAGWS/ABC officials who officiate high school or junior high school games are urged to cooperate fully with their state regulatory body.

Amateur Standing of Officials

An official who wishes to maintain amateur status as a participant in a sport must be aware of the ruling(s) on amateur status established by various governing bodies for that sport.

Amateur status is defined by high school and college governing bodies as well as by national sport governing bodies that hold the franchise from international sport governing groups.

The official who wishes to maintain amateur status as a participant is responsible for investigating the specific regulations of each governing body with jurisdiction over such eligibility.

NATIONAL GOVERNING BODIES

Badminton Write the United States Badminton Association, P.O. Box 237, Swartz Creek, MI 48473.

Basketball Write the Amateur Basketball Association of the United States of America, P.O. Box 297, Jacksonville, IL 62651.

Competitive Diving Write the Diving Committee of the AAU, 3400 W. 86th St., Indianapolis, IN 46268.

Competitive Swimming Write the Competitive Swimming Committee of the AAU, 3400 W. 86th St., Indianapolis, IN 46268.

Fencing Write the Amateur Fencers League of America, 601 Curtis St., Albany, CA 94706.

Gymnastics Write the United States Gymnastics Federation, P.O. Box 4600, Tucson, AZ 85717.

Soccer Write the United States Soccer Federation, 350 Fifth Ave., Suite 4010, New York, NY 10001.

Softball (Fast Pitch and Slow Pitch) Write Amateur Softball Association, 2801 N.E. 50th St., P.O. Box 11437, Oklahoma City, OK 73111.

Synchronized Swimming Write the Synchronized Swimming Committee of the AAU, 3400 W. 86th St., Indianapolis, IN 46268.

Tennis Write the United States Tennis Association, 51 East 42nd St., New York, NY 10017.

Track and Field Write the Track and Field Committee of the AAU, 3400 W. 86th St., Indianapolis, IN 46268.

Volleyball Write the United States Volleyball Association, 557 Fourth St., San Francisco, CA 94107.

HOW TO BECOME A RATED OFFICIAL

1. Study the rules, the article on the techniques of officiating and the study questions.
2. Attend interpretations meetings and officiating clinics or training courses conducted in your vicinity.
3. Practice often. To some, officiating comes easily; to others it comes only as the result of hard work and concentration. Welcome criticism and work hard to improve.

4. Find out from the chairperson of the nearest affiliated board when examinations for ratings are to be held. (Consult list of boards in NAGWS Directory available from NAGWS/AAHPERD, 1201 Sixteenth St., N.W., Washington, DC 20036. Cost: \$3.00.)
5. Take your rating remembering that it is the aim of the Affiliated Boards of Officials to maintain high standards for officials.

INFORMATION FOR AFFILIATED BOARDS

How to Establish a Board of Officials

1. Establish the need for an affiliated board by contacting individuals in the area who have current ratings or who are interested in standardizing and raising the level of officiating basketball, competitive swimming and diving, gymnastics, soccer, softball (fast pitch and slow pitch), synchronized swimming, tennis, track and field, or volleyball in that area.
2. Write to ABO Past Chairperson, c/o NAGWS/AAHPERD, 1201 16th Street, N.W., Washington, DC 20036, for a sample copy of an authorized constitution for officials' boards and the *Policies and Procedures Handbook* and application for becoming an affiliated board.
3. At a designated meeting of interested individuals present plans for forming a board.
 - a. Choose a name which will permit expansion of function as need may arise; do not limit title to one sport.
 - b. From the group, elect a chairperson, chairperson-elect, secretary, and treasurer.
 - c. Form an examining committee of at least three members for each sport in which you would like to give ratings. If any member has been rated elsewhere, such experience should be helpful; such a rating is not necessary, however. It is suggested that members of the examining committee be examined and obtain ratings from other affiliated boards whenever possible.
 - d. Make plans for drawing up a constitution according to the sample copy received from the Past Chairperson of the NAGWS Affiliated Boards of Officials. Plan to devote some time to the study of the rules and to practice officiating. If possible, secure the assistance of some rated official in each sport for which the Board anticipates giving ratings.
4. Send the completed application form, two copies of the local constitution, and a check for \$10⁵ annual dues (made payable

* Effective June 1, 1979, the affiliation fee has been increased to \$25.

to the NAGWS Affiliated Boards of Officials) to the ABO Past Chairperson. Indicate the sports in which you wish to grant ratings by listing the names and qualifications of 3 interested individuals. Approval of the application will come from the Past Chairperson of the Affiliated Boards of Officials who will request that examination packets be sent to your Affiliated Board Chairperson for all sports in which your Board is authorized to give ratings. The process of accepting an application for affiliation of a new Board and of requesting that the proper examination packets be sent ordinarily takes several weeks. Prospective Boards, therefore, should file for affiliation at least 2 months before they wish to hold rating sessions.

5. Administer Form A of the National Theoretical Examination. Form B of the National Theoretical Examination may be administered to those who did not pass Form A. The Intramural Examination may be given as a practice test to those candidates pursuing ratings.
6. To cover expenses involved in the construction and evaluation of written examinations, boards should charge a fee each time an individual takes a written examination. The Affiliated Boards of Officials Treasurer must receive 50 cents for each written examination given by a board.* Board fees can exceed 50 cents per test in order to cover operating expenses.
7. Conduct practice sessions in rating officials. All persons on the examining committee who have not previously rated officials should have a minimum of three practice sessions prior to actually rating. Secure the assistance of a rated official in these practice sessions if at all possible.
8. Give practical examinations to individuals who pass the written examination. (Note minimum number of raters required to give various ratings on page 83.)
9. Request appropriate rating cards from the NAGWS National Office for distribution to those who pass the theoretical/practical examination.
10. Send lists of approved officials to schools and other organizations in the area. This notice should indicate the fees for officiating and should give the name, address, rating and telephone number of each official.

*Effective June 1, 1980, the policy requiring boards to pay examination fees is rescinded. As of that date, officials will be required to take the National Theoretical Examination every year in each sport in which they hold ratings.

11. Keep accurate lists of all persons receiving ratings. Forward these lists to the chairpersons of the Examinations and Ratings Committees in those sports in which your Board was authorized to give ratings. An appropriate form is included in each examination packet. Due date for submitting all forms to appropriate E&R personnel: June 1; exception: Gymnastics due January 1.

Adding Sports – Expansion of Services

Should a Board wish to add ratings in other sports, the Chairperson of the Board should write the Examinations and Ratings Chairperson (E and R) in that respective sport. (Note current *NAGWS Guide* for that sport to identify the name of the individual.) The Board should indicate the names of a minimum of 3 persons qualified to act as examiners in that sport for the next 2 years. Qualifications and experience in the sport should be listed for each potential examiner. Should your Board qualify, you will be notified directly by the E and R Chairperson and will receive a packet for administering examinations.

Exception: Boards affiliating with ABO under the single-sport provisions must follow the procedure outlined in the *ABO Policies and Procedures Handbook* and contact the ABO Past Chairperson for permission to add ratings in other sports.

Maintaining Affiliated Status

To maintain affiliated status in each sport in which it gives ratings, a Board must:

1. Pay dues each year to the ABO Treasurer. (Notification will be sent each fall.)
2. Submit a yearly report to each respective E and R Chairperson regarding the current status of rated officials. (Reports for each sport must be submitted by June 1, with the exception of Gymnastics, which is due by January 1. Appropriate forms are included in examination packets.)
3. Submit periodic accountings yearly to the ABO Treasurer as to how many examinations have been administered. (50 cents per each examination administered is due ABO.)¹

Note: Examination packets are mailed yearly to *qualified* boards on:
April 1 Soccer
August 1 Volleyball and Basketball

¹Effective June 1, 1980, the policy requiring boards to pay examination fees is rescinded. As of that date, officials will be required to take the National Theoretical Examination every year in each sport in which they hold ratings.

September 1 -- Track & Field

September 15 -- Competitive Swimming and Diving, Tennis

October 15 -- Synchronized Swimming, Gymnastics

February 1 -- Fast Pitch Softball & Slow Pitch Softball

If you do not receive your packet(s) within two weeks of the above dates, contact the designated E & R Chairperson for all sports. Exception: contact the National Office for Volleyball and Basketball packets.

89

APPLICATION FOR NAGWS ABO NATIONAL BASKETBALL RATING

NAME _____ DATE _____

ADDRESS _____ (City) _____ (State) _____ Zip _____

AREA CODE & PHONE NUMBER (____) _____

LOCAL BOARD: _____

Name of Board

State

This applicant has passed the NAGWS ABO National Theoretical Examination for the 19____-____ basketball season, Form (year on exam)

A B , with a score of _____
(circle)

Board Chairperson Signature

I, _____, have met the following requirements
(Applicant's Signature)

to become an applicant for an NAGWS ABO National Basketball Rating (check only those which apply to you). (NOTE: In order to qualify as an applicant, you must be able to check at least *one* qualification from *Section A* AND *one* from *Section B*.)

SECTION A

- ___1) Have officiated with a current State rating for at least two years, *OR*
- ___2) Have officiated with a current National rating, *OR*
- ___3) Have officiated with an Honorary National rating.

SECTION B

- ___1) Have officiated in a Regional or National Women's Inter-collegiate Basketball Tournament in at least one of the past two years, *OR*

- 2) Have officiated in a State or Qualifying Women's Inter-collegiate Basketball Tournament in at least one of the past two years, *OR*
- 3) Have been recommended by three (3) different individuals as defined on the NAGWS ABO National Basketball Rating Applicant Recommendation Form. (Attach forms to application)

Rating Site Preferred (if known):

RETURN TO: BETTE HARRIS
SW 600 Crestview #3
Pullman, WA 99163

BY: October 15, 1979

(This form may be duplicated.)

AFFILIATED BOARDS OF OFFICIALS
National Association for Girls and Women in Sport

NATIONAL BASKETBALL RATING APPLICANT
RECOMMENDATION FORM

This is to certify that I have observed _____
(applicant's name)

as an NAGWS ABO basketball official and recommend this official to be considered by the NAGWS ABO National Rating Team as an applicant for the National Basketball Rating.

Position (check one)

- College or university women's basketball coach¹
- Basketball National Rating Team member²
- Certifying board chairperson³
- NAGWS National official with National Tournament officiating experience⁴
- Officiating coordinator or tournament director of a State, Regional or qualifying women's basketball tournament⁵

Signature

Date

¹ Maximum of 2

² Maximum of 1

³ Maximum of 1

⁴ Maximum of 1

⁵ Maximum of 1

(This form may be duplicated.)

BASKETBALL STUDY QUESTIONS ON OFFICIAL RULES 1979-80

Revised by the ABO BASKETBALL EXAMINATION
AND RATINGS COMMITTEE

PART I

Directions

From among the code below, choose the *one* best answer that an official would make during a game and indicate it in the space provided. Your decision should be made on the situation as it is described with no intervening play. Assume that no conditions exist other than those stated in the question.

Code

F ₁	Personal foul, one free throw
F ₂	Personal foul or fouls, two free throws
FOB	Personal foul, ball taken out-of-bounds
FB	Bonus situation free throw
RFT	Repeat the free throw
TF	Technical foul
L	Legal; ball continues in play
JB	Jump ball or tie ball
V	Violation; ball put in play from out-of-bounds
HW	Hold the whistle. A violation has occurred but should not be called until the play develops further.
TO	Team time-out

Sample Question: An offensive player pushes an opponent. Her team has committed three personal fouls.

Answer: FOB

1. A Red player shoots the ball and it rebounds over the backboard; her teammate retrieves the ball, shoots and scores.
2. Before the ball is tossed on a jump ball, a Blue player standing one foot from the circle extends her arm in front of a Red player. A Blue teammate catches the tapped ball.
3. A Blue player substitutes for a teammate. As the official beckons her onto the court, the official notices that the Blue player is wearing a necklace.
4. In attempting to avoid a defensive player, a Red player without the ball runs out-of-bounds, comes back on the court four feet farther down the court and receives a pass from a teammate.

5. On a jump ball, the Red jumper steps across the center line just after the ball is tossed and prior to the tap.
6. On a free throw by Blue, a Red player extends her arms into the adjacent lane space where her opponent is standing. The Blue shooter steps on the line as she shoots her free throw. The basket is missed.
7. A technical foul is called on the Red team. An incoming substitute takes the free throw and makes it. Before the ball is put into play at midcourt, the official realizes that the substitute took the free throw.
8. A player is closely guarded in the backcourt. She pivots and fakes for four seconds after which she bounces the ball once and then holds it for two seconds before passing.
9. During a jump ball in the restraining circle nearest the Red team's basket, the Red jumper accidentally taps the ball into the basket.
10. After a Blue player taps the ball on a center jump, she lands across the center line and taps the ball a second time using both hands.
11. Before the ball is tossed on a jump ball, a Red player standing one foot from the circle slides several steps away from it, her teammate recovers the ball.
12. A Blue player fouls, committing her fifth personal foul. After her substitute reports to the scorer within 10 seconds and is beckoned onto the court by the official, she converses with her coach at the scorer's table for 25 seconds.
13. With both teams in the bonus, a Red player tags her opponent as she moves behind her to the other side of the lane.
14. During warm-ups prior to the start of the game, a Red player dunks the ball.
15. With both teams in the bonus situation, the Red team scores a basket. As the ball drops through the basket, a Red player taps the ball toward the sideline as she has done once before to allow her team to set up on defense.
16. On a jump ball, a Red player moves within three feet of the restraining circle just after the ball is tossed and before it is tapped.
17. On a jump ball the Blue jumper taps the ball on its way up.
18. With both teams in the bonus, a Red player is hit on the arm after she releases the ball on a shot; the shot is made.
19. A Blue player fumbles the ball as she attempts to receive a pass; she recovers the ball and dribbles toward her basket.
20. The Blue team makes a field goal. As Red is stepping be-

hind the endline, the Blue captain asks the official for a time-out.

21. An offensive player jumps for a rebound. While the ball is still rolling on the rim, the player's hand accidentally touches the net. The ball falls into the basket.
22. A player starts a dribble, alternating hands to give impetus to the ball two times. Upon trying to end her dribble she fumbles it, picks up the ball and passes to a teammate.
23. A player on the Blue team requests a time-out while her team is in possession of the ball during the first overtime period. This is her team's seventh time-out.
24. In an attempt to avoid a three-second lane violation a player steps across the endline between the free-throw lane lines extended.
25. A player catches the ball while in the air, lands on both feet simultaneously, takes one step on the left foot and uses it as a pivot foot.
26. A player on the Red team is attempting to pass the ball in-bounds when a player on the Blue team slaps the ball out of her hands.
27. A Blue player is injured when fouled and must leave the game. Her substitute takes the free throw for her.
28. A Blue player attempting to put the ball in play from out-of-bounds is unable to pass to a teammate after four seconds and signals to the official for a time-out.
29. A Red player throwing the ball in from out-of-bounds releases the ball within five seconds but it doesn't touch another player's hands for two more seconds.
30. Both teams are in the bonus. A Red player changes her established path as a screener to prevent an opponent from reaching the Red dribbler. The Blue defensive player contacts the Red screener and falls down.

PART II

Directions

Read all questions carefully. Select the *one* item which best answers the question.

Sample Question How many players are there on a basketball team?
A. Five C. Seven
B. Six D. Eight

Answer A

31. For which of the following is the ball awarded out-of-bounds at the endline?
- A. Free throw violation by defense
 - B. Three-second lane violation when no basket is made
 - C. Jump ball violation
 - D. Offensive goaltending
32. In an attempt to keep the ball from going out-of-bounds, a Red player redirects the ball by intentionally throwing it at the feet of the Blue player who is standing inbounds. The ball bounces off the foot of the Blue player and goes out-of-bounds over the endline. What is the correct procedure?
- A. Blue is awarded the ball out-of-bounds at the sideline.
 - B. Blue is awarded the ball out-of-bounds on the endline.
 - C. Red is awarded the ball at the spot where the ball went out-of-bounds and the 30-second clock is not reset.
 - D. Red is awarded the ball at the spot where the ball went out-of-bounds and the 30-second clock is reset.
33. A player making a throw-in from the endline hits the bottom of the backboard with the ball. The ball is caught by her teammate. What should be the official's decision?
- A. Ball continues in play.
 - B. Ball is awarded to opponent out-of-bounds at endline.
 - C. Ball is awarded to opponent at sideline.
 - D. Ball is awarded to same player and play is repeated.
34. At half-time the visiting coach approaches the official in charge of the game to report an error in the number of fouls on one of the visiting players. The official scorebook shows three fouls while the visiting book shows two fouls on the player. What is the official's decision?
- A. Remove one scorekeeper for inefficiency.
 - B. Consult with both coaches and arrive at a compromise.
 - C. Fouls remain as recorded in the official scorebook as the official has no additional knowledge and the statistician's records agree with the official book.
 - D. It is too late to correct this error.
35. During intermission between the first and second half, a foul is called on the Blue team. What procedure would be followed?
- A. Call the foul, administer the free throw, ball is awarded to the Red team at the division line.
 - B. Call the foul, administer the free throw, ball is in play following the free throw.

- C. Call the foul, administer the free throw, ball is put in play with a center jump to start the second half of play.
- D. Call the foul, don't administer a free throw and start play as usual with a center jump.
- ___36. Which of the following is *not* a free throw violation?
- A. An opponent of the shooter stands quietly behind the shooter one foot away from the restraining circle.
- B. The wrong player takes a free throw and misses it. The official discovers this before the ball touches a player on the court.
- C. The free throw shooter is to have the ball hit the rim but it hits the backboard and is rebounded by an opponent.
- D. An opponent of the shooter notices she is in the wrong lane space and leaves it before the ball is handed to the shooter.
- ___37. A Blue player is intentionally fouled while in the act of shooting, the basket is missed. What is the official's decision?
- A. Award one free throw to Blue player. Blue puts ball in play at the division line whether free throw is made or missed.
- B. Award two free throws to the Blue player. Ball is in play following the second shot.
- C. Award three free throws to the Blue player. Ball is in play following the third shot.
- D. Award four free throws to the Blue player. Ball is in play following the fourth shot.
- ___38. After a try for a goal by the Blue team, a Red player jumps and deflects the rebound. As the Red player lands, she turns her ankle and the official immediately calls time-out. The ball is rolling toward the sideline. How is play resumed?
- A. Red team puts the ball in play from out-of-bounds.
- B. Blue team puts the ball in play from out-of-bounds.
- C. Jump ball in the nearest restraining circle between any two opponents who were in the game at the time of the injury.
- D. Jump ball in the nearest restraining circle between the substitute and any opponent.
- ___39. With both teams in the bonus, the official in charge of the game calls charging on a Blue player. At the same time, the other official calls holding on a Red player who was away

from the play around the ball at the time of the charging call. What should the procedure be?

- A. No free throws are awarded and a jump ball is taken between the two players involved.
- B. One free throw is awarded to each player fouled and a jump ball is taken.
- C. A bonus free throw is awarded to each player fouled and a jump ball is taken.
- D. No free throws are awarded and a jump ball is taken at the nearest restraining circle between any two opposing players who were in the game at the time the foul occurred.

40. In which situation should the scorer *immediately* notify the officials?

- A. When there is a disagreement concerning the record in the scorebook.
- B. When a coach requests a time-out.
- C. When a player commits her fifth personal foul during the game.
- D. When a substitute wishes to enter the game.

41. As a player makes a successful field goal it is discovered that the player has five fouls. What is the official's decision?

- A. Player disqualified, score stands.
- B. Player disqualified, score cancelled.
- C. Technical foul, player disqualified, score stands.
- D. Technical foul, player disqualified, score cancelled.

42. Which of the following is correct procedure for the official?

- A. The leading official signals "two points" when a field goal attempt is successful during regular play.
- B. The official calling the technical foul administers the ball at the division line after the free throw.
- C. The lead official administering the ball at a team's end-line a foot outside the free throw lane line extended stands between the player taking the throw-in and the basket.
- D. An official reports a foul to the scorer giving first the number, then color of the player committing the foul, number, followed by the type of foul committed and the number of shots to be awarded.

43. Which of the following is a specific duty of the referee?

- A. Call technical fouls.
- B. Declare the game defaulted.

- C. Disqualify a player.
 - D. Give players permission to leave the court.
44. When should an official sound the whistle?
- A. When the ball is tapped twice by one of the jumpers on a jump ball.
 - B. When a ball touches the top of the backboard.
 - C. When a ball hits an official who is inbound.
 - D. When a coach requests a time-out when the ball is dead.
45. Which of the following is an incorrect technique for the official?
- A. During a team time-out, the official not putting the ball in play is positioned near the scorer's table.
 - B. The official calling a foul extends one arm overhead with the fist closed while the other arm is extended with one finger pointing toward the player committing the foul.
 - C. The official not administering a free throw is positioned next to the player in the first lane space on the court for the first shot of a two-shot foul.
 - D. The officials change sides of the court following a multiple foul.
46. In which of the following situations does the official *not* handle the ball?
- A. Following a successful free throw
 - B. Following a 30-second clock violation
 - C. Following an out-of-bounds violation
 - D. Following a free throw violation
47. With 17 seconds remaining on the 30-second clock for the Red team, the Blue defensive player deflects the ball out-of-bounds unintentionally with her foot. What is the correct procedure?
- A. Rest the clock.
 - B. Sound the horn, 30-second violation.
 - C. Do not rest the clock, Red has 17 seconds remaining.
 - D. Start the 30-second clock when the official hands the Red player the ball.
48. A game has been stopped twice to restore order in an un-sporting audience. It is necessary to suspend time for a third offense. How should the referee deal with the situation?
- A. Call a defaulted game.
 - B. Call a discontinued game.
 - C. Call official time-out.

- D. Call a technical foul.**
- ___ 49. In which of the following situations is there a 30-second violation?
- A. The Red team has controlled the ball for 20 seconds when a Red player loses a contact lens; when play resumes the Red team shoots in 11 seconds.**
 - B. The Red team has controlled the ball for 20 seconds and the Blue team ties it up. Following the jump ball, the Red team gains possession and shoots in 11 seconds.**
 - C. The Red team has controlled the ball for 20 seconds. A Blue player intercepts a pass which in turn, is intercepted. This Red player shoots in 11 seconds.**
 - D. The official judges the ball to have left the shooter's hand simultaneously with the 30-second horn.**
- ___ 50. When should the timer start the clock for substitution?
- A. As soon as a free throw is made**
 - B. Simultaneously with the horn to notify officials of the substitute**
 - C. As soon as the substitute gives the number of the player for whom she is substituting**
 - D. As soon as the official recognizes the horn with a whistle**

ANSWERS AND RULE REFERENCES

Part I

<i>Question</i>	<i>Answer</i>	<i>Rule References</i>
1.	L	9, 29
2.	V	7, 24b, i, Penalty
3.	TF	12, 39a(14), Penalty
4.	V	9, 28b; 9, 33d
5.	HW	7, 24b
6.	JB	7, 22b(3); 13, 44c(1), (5), Penalty 3
7.	L	12, 39, Penalty (1)
8.	L	4, Closely Guarded; 4, Held Ball; 8, 25e
9.	V	7, 24f
10.	L	7, 22c(3); 7, 22c(5); 7, 24b, QA1
11.	L	7, 24h
12.	TO	2, 10b(1)(a)(1); 3, 14e(5)(b), QA
13.	L	12, 38
14.	L	4, Goaltending
15.	TF	12, 39a(4)(a), (c)
16.	HW	7, 24h
17.	V	7, 24c
18.	FB	12, 38c, Penalty (4)(a)
19.	L	4, Dribble, b; 4, Fumble
20.	TO or L	3, 14a
21.	L	4, Goaltending
22.	V	8, 27c(3)
23.	TF	3, 14a; 3, 14e(4); 3, 14e(9), QA2; 12, 39b(2)
24.	V	10
25.	V	8, 25h, i; 8, 27g
26.	V	9, 29; 9, 31; 9, 33j
27.	L	13, 42a
28.	TO or L	3, 14a
29.	L	8, 27f; 9, 31
30.	FB	12, Note

Part II

31.	B	9, 30b(1), (2), (3); 9, 30c(3)
32.	C	2, 10c(3); 2, 10c, QA3; 9, 29
33.	A	9, 29
34.	C	2, 9e; 14, 49
35.	C	12, 40c; Tech. of Off., Fouls Made During the Intermission, 5

36.	D	13, 44
37.	C	12, 38, Penalty (5)(a)
38.	C	7, 22b(5)
39.	D	12, 37b; 12, 38; Tech. of Off., Double Foul
40.	C	2, 9c-f
41.	A	2, 9c, j
42.	C	Tech. of Off., Trailing Official's Respon., 3; Technical Fouls and Flag. Personal Fouls, 5; Fouls and Free Throws, 1; Shared Respon., Note
43.	B	2, 7; Tech. of Off., Official in Charge of Game, 2
44.	D	Tech. of Off.
45.	B	Tech. of Off., Fouls and Free Throws, Signals
46.	A	Tech. of Off., Out-of-Bounds
47.	C	2, 10c(3)(a), QA2
48.	B	2, 7j; 4, Discontinued Game
49.	A	2, 10c
50.	D	3, 14c(5), Note

TECHNIQUES OF OFFICIATING BASKETBALL

Revised by the ABO PRINCIPLES AND
TECHNIQUES OF OFFICIATING COMMITTEE

COMMENTS ON TECHNIQUES

The terms "leading official" (L.O.) and "trailing official" (T.O.) refer to an official's *floor position* in relation to the ball. The *responsibilities* of either official are designated by the terms "on the ball" and "off the ball."

Sections which have been reworded are designated by a check (✓). Changes in techniques have been indicated by shading.

PRE-GAME CONFERENCE FOR OFFICIALS

In order to promote more consistency among officials in enforcing the rules of the game and administering the penalties appropriately, the officials shall meet 45 minutes prior to game time to discuss the procedures to be followed as outlined in the rules and techniques of officiating.

The pre-game conference should include the following:

1. Review current rules interpretations which may have been questioned previously.
2. Discuss court coverage and division of court when the ball is in play.
3. Discuss adjustment on the court when an out-of-bounds or jump ball is administered.
4. Check whistles to see that they function.
5. Check court boundaries and ground rules.
6. Check game ball to see that it meets proper specifications.
7. Check to see that timers and scorers are familiar with their duties.
8. Determine (according to the rules) who shall be the official in charge of the game.

Pre-game procedures also provide an opportunity for officials to see that uniforms meet the requisites as outlined in the rules.

General Procedures

1. Officials should be sure of date, time and place when accepting a game.
2. If unable to keep appointment, notify team at least 24 hours in advance. If less than 24 hours' notice is given because of an

emergency, a substitute should be secured when requested by the team.

3. It is considered unethical to give up a game in order to officiate some other game to one's liking.
4. Wear an appropriate kilt or dress slacks, blouse and rubber-soled shoes. For the official uniform, see section on Emblem and Uniform in Standards for Officials Ratings. No jewelry shall be worn by the official.
5. Confer with the other official on allocation of duties and essential techniques. Review division of court, signals to be used, interpretation of difficult rules, and any other matters which will enable you to work together more smoothly.
6. Arrive on playing court a minimum of 30 minutes before game time.
7. Introduce yourself to the coaches but do not remain at either bench to visit with coaches for a lengthy period of time. It is not considered professional to display this type of behavior toward coaches or players.

Before Starting Game

NOTE: See Pre-Game Conference for Officials.

1. See that the table for scorers and timers is at least three feet back from the sideline opposite the center circle.
2. Inspect the playing court, boundaries and equipment to ensure safe playing conditions.
3. Ask about local ground rules and which lines designate the basketball court.
4. If the teams are playing on a neutral court, confer with both captains and designate, by the toss of a coin, the home and visiting teams. The winner of the toss shall have the choice of basket and team bench.
5. Decide by a coin toss which official is to be the referee if the officials have the same rating.
6. Make certain that the scorers and timers know their duties (Rule 2, Sect. 9 and 10, Rule 5).
7. Ask the official scorer to record the score in the official score-book. Ask the official timer to use one timing device for actual playing time and the assistant timer to use a second timing device for timing time-out. If an electric clock is to be used, it should be checked before the game and operated by an experienced person. See that the 30-second clock operator has a separate timing device and horn and review the use of the 30-second clock.
8. Explain to the scorers and timers the signals to be used. (See back cover.)

Official in Charge of Game

1. Start each period as the referee on the side of the court opposite the timers and scorers.
2. Declare a game a default or cancel it when necessary.
3. Determine if ball to be used meets the specification stated in Rule 1, Section 4. If it is a used ball, the team whose ball is not chosen may use it for a practice ball.
4. Upon arrival ask the visiting captain to choose basket.
5. Remind captains that names and numbers of all players are to be handed to scorers in time to be listed in the scorebook in numerical order and the starting line-up is indicated 10 minutes prior to game time.
6. Bring home captain to center of floor at least five minutes before game time. Other official shall bring visiting captain to center of floor.
7. Introduce each official to the captains indicating which official will act as the referee and be in charge of the game and who will act as the umpire.
8. Ask each captain to introduce herself to the officials and to each other.
- ✓ 9. Instruct the captains to have team members remove all jewelry.

Note: See Section 39.

10. Remind captains that all substitutes must report to the timer and then to the scorer to initiate substitutions.

Note: The official scorer and timer shall wear a blue and white striped shirt or pinnie in order to identify them for incoming substitutes. Substitutes should enter quickly so that play is not delayed.

11. Answer any questions and explain signals, court conditions, boundary lines or unusual court limitations.
12. Notify or instruct the official timer to notify each team at least 3 minutes before each half is scheduled to begin.
13. Check the scorebook 10 minutes before the game is scheduled to begin to see that names and numbers of all players are listed in numerical order and that the starting lineup is indicated.
14. Warn the offending team prior to game time if players are listed with duplicate numbers or do not have numbers on the front and back of their shirts.
15. Check the scorebook and the scoreboard at the end of each playing period. Cross through each slash to make an "X":
 - (a) at the end of each playing period
 - (b) through each foul
 - (c) team time-outs
 - (d) at the last score in the running score.

16. Sign the official scorebook at the end of the game.

Position on Court

1. The official in charge of the game shall begin the game on the side of the court opposite the timers and scorers and is designated the referee.
2. The other official, designated as the umpire, shall be positioned on the same side of the court as the timers and scorers and is responsible for indicating that timers and scorers are ready for the game to begin.
3. Each official is *primarily* responsible for the nearest sideline and the endline to the official's right.
4. The terms "leading" and "trailing" official refer to an official's floor position on the court. The leading official should be even with or ahead of the ball. The trailing official is behind the ball in a position to best see all the players and action moving down court. Generally, an official leads to right and trails to left. An official's position on the court does *not* necessarily determine that official's responsibility for the play "on" or "off" the ball. The solid line indicates the usual path of the leading official (L.O.). The broken line indicates the usual path of the trailing official (T.O.). (See Figure 1.)

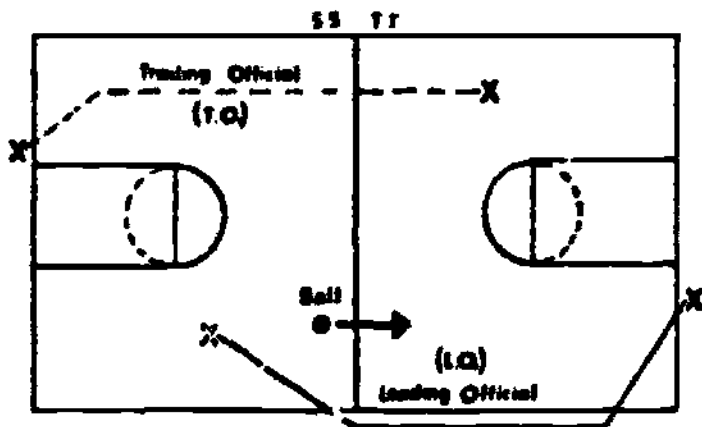


Figure 1

5. When administering out of bounds balls as the trailing official, the proper position is on the side of the player throwing the ball in bounds which is nearest the opponent's goal. In order for the officials not to be on the same side of the court the leading offi-

cial takes a position on the opposite side of the court until the movement of the ball enables that official to adjust to the normal leading to the right position. (See Figure 2.)

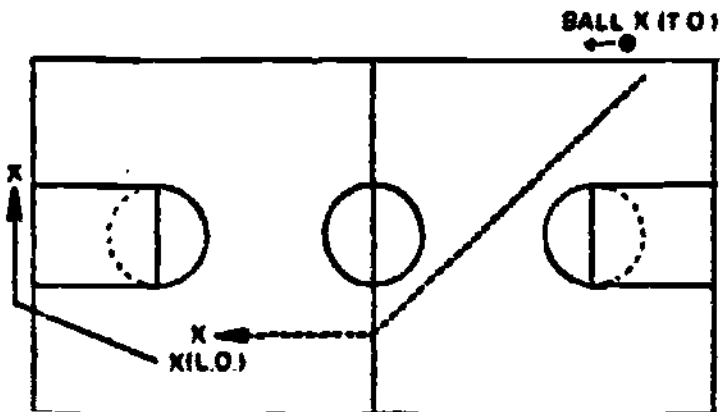


Figure 2

6. In the front court when the ball is put in play on the side line the trailing official should administer the out-of-bounds and the leading official should be on the end line on the opposite side of the free throw lane. (See Figures 3 and 4.)

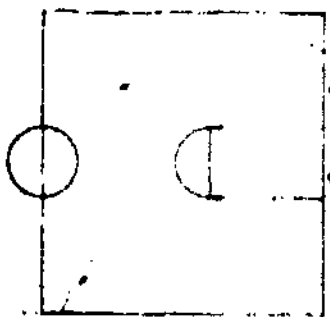


Figure 3.

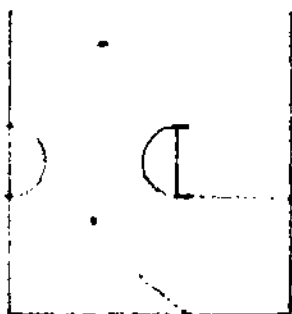


Figure 4.

(Solid line indicates initial path of official; dotted line indicates path of adjustment to normal positions.)

7. The leading official should be half the distance down the court as the deepest offensive player when there is a pressing situation.
- ✓ 8. The trailing official must get into a position to allow any action "on the ball" from the back court to the foul line extended in the front court.

This may mean following the play across the court from sideline to sideline as well. Once the ball moves into the front court, both officials assume their regular court positions.

9. When administering out of bounds balls, the administering official should see that the other official is in proper position and establish eye contact before putting the ball in play.
10. When in a leading to the left situation, the trailing official initiates the change to a normal leading to the right position when the opportunity presents itself during play. No official should adjust to the normal lead or trail position if it necessitates leaving the play on the ball to do so. The official should wait for a better opportunity.

Leading Official's Responsibilities

- ✓ 1. The leading official (L.O.) is usually "on the ball" when the play on the ball is in the shaded area of the floor (Figure 5). The leading official calls all fouls and violations which occur "on the ball" or around the ball.

NOTE: Change in floor responsibility giving the trailing official the profile down the nearest sideline. (Figure 5).

3STT

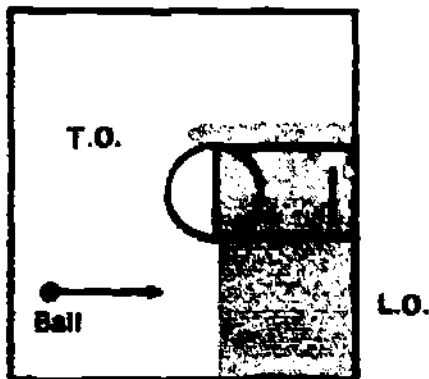


Figure 5

2. When the ball moves into the nonshaded area, the leading official becomes primarily responsible for fouls and violations "off the ball," including possible three-second lane violations. Thus, it is possible for the leading official to be "off the ball" when positioned under the basket. The leading official should also be responsible for out of bounds violations and line violations on the nearest end line.

Shared Responsibilities

1. When the ball moves into the free throw lane and the restraining circle at each end of the court, the officials share the responsibility for fouls and violations. This does not imply that fouls and violations off the ball should be ignored; all fouls and violations should be called when they occur. Rather it implies that when the ball is in this area most of the players are actively involved and the efforts of both officials are needed. However, the attention of the officials should be divided between "on" and "off" the ball.
2. When a press occurs, either full court or center court, both officials should be actively involved and watch for fouls. Hacking and holding fouls are prevalent in this situation. Call them closely.
3. Both officials should keep moving so that they have a clear view of the play at all times. Officials should rarely be directly opposite each other or on the same side as play moves up and down the court. Officials should surround the play on out-of-bounds situations as well as during play. On an out-of-bounds situation, the officials should position themselves such that the player throwing the ball in is between them and they have surrounded the play.

Note: When the ball is put in play by the offensive team in their front court at a place on the end line 5 feet from the nearest free-throw lane line, the lead official shall stand between the player inbounding the ball and the basket. (See Figures 6a and 6b)

L.O. - Lead Official T.O. - Trail Official P - Player

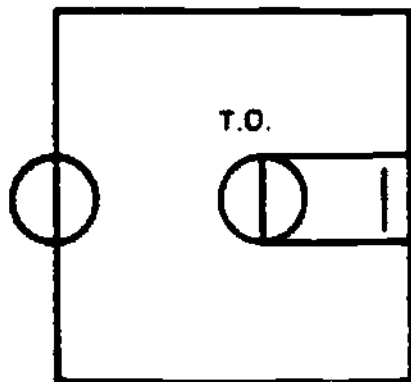


Figure 6a.

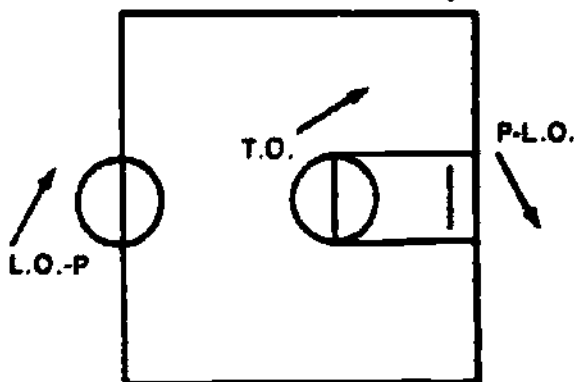


Figure 6b.

4. Neither official is limited to calling fouls or violations within the official's area. The official should call fouls and violations outside that official's area when certain that the other official cannot see them.

Starting the Game

1. The referee shall start each playing period with a jump ball in the center circle.
2. Before tossing the ball, the referee should be certain that the team captains and the umpire are ready. The umpire should check with the timers and scorers to be certain they are ready. After receiving acknowledgement from the umpire, the referee tosses the ball.
3. The umpire is generally responsible for moving into the leading official position on the initial action after the jump ball.

Field Goal

1. The trailing official is primarily responsible for the flight of the ball on an attempt for a goal.
2. The trailing official gives the signal for the goal.

Out-of-Bounds and Throw-in

1. The whistle shall be blown on all out-of-bounds plays except following a field goal or a successful free throw.
2. Prime responsibility for a ball out-of-bounds is with the official whose sideline or endline the ball has crossed. The official should blow the whistle, indicate time-out, no foul, name the team entitled to the ball and at the same time indicate, with a horizontal motion of one arm and hand fully extended, the direction of the goal of that team, and designate the throw-in spot. The arm that is used to give the "time-out, no foul" signal should also be used to give the direction signal. The official must handle all out-of-bounds balls except after a field goal or a successful free throw. Before administering an out-of-bounds ball, the official should make certain that the other official is in position and establish eye contact. Neither team should be placed at a disadvantage by a quick or hurried administration.
3. If the wrong team plays the ball from out of bounds, the official should blow the whistle and award the ball to the other team.

4. The official should see that the ball is put in play from the designated spot.
5. After a goal has been made, the leading official should see that neither team attempts to delay the process of putting the ball in play from the endline.
6. The official should hold the whistle on a throw-in from out of bounds violation (see Rule 9, Sect. 33, j, k) to see that no advantage is gained by the team committing the violation.
7. No out-of-bounds is to be administered between the free throw lane lines extended for fouls or violations.
8. After a time out is called following a successful free throw or field goal, the ball may be thrown in from anywhere behind the end line.
9. The official shall hand the ball to the player taking the throw-in. Should the player refuse the ball after a reasonable time, the official may place the ball on the floor at the disposal of the player and begin the visual 5 second count.

Violations

1. Blow whistle, indicate time-out, no foul, name violation, and give proper signal. For example, say, "Traveling, Blue out," and at the same time rotate fists and indicate which team is to take the ball out of bounds by a horizontal sweeping or one arm and hand fully extended in direction of the goal of that team. The ball must be handled by the official who must also designate the spot for the throw-in.
- ✓2. See that the ball is put in play out-of-bounds at the *nearest* spot where the violation occurred. (Except as provided for in Rule 9, Sect. 30, b.) (Figure 7.)

Note: When a violation occurs in the lane before a made field goal, the basket is nullified. The official shall inbound the ball opposite the free-throw line extended.

3. When calling the three-second lane violation and holding-the-ball violations, count seconds silently by saying, "One thousand one, one thousand two, one thousand three," etc. The official shall use a visual hand flick for counting.
4. The official "off the ball" watches for the three-second lane violation. The lane violation does not apply during a jump ball, or after the ball has been released for a try for basket and the following rebound play. If an offensive player in the lane receives the ball within three seconds, that player has three additional seconds to shoot or leave the lane.

Trailing Official's Responsibilities

1. The trailing official (T.O.) is usually "off the ball" when the ball is in the leading official's (L.O.) area. The trailing official should move into the court far enough to avoid blocking the view of the scorers and timers. The trailing official needs to move as the play moves on that side of the court.
2. The trailing official should be deep enough beyond the center line in order to insure the best angle possible even if this means down to or beyond the free throw line extended.
3. The trailing official is primarily responsible for the flight of the ball on a try for a field goal and shall signal if the goal is successful.
4. The trailing official should watch for three-second lane violations and fouls which occur as players move for position when the trailing official is "off the ball."
5. The trailing official is primarily responsible for watching the play on the ball as it is being advanced from the back court to the front court. When the defensive team is pressing, however, the trailing official needs to take more initiative in following the play on the ball in the backcourt.
6. On a fast break situation, the T.O. should move to a position from the backcourt to allow the best possible view of any contact that may result between players. Generally this position will be down the middle of the court in view of the play (Figure 6).

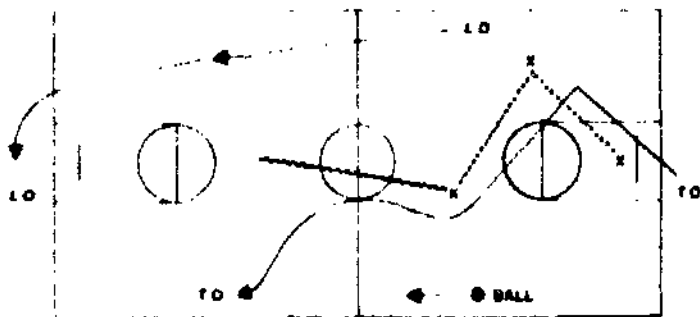
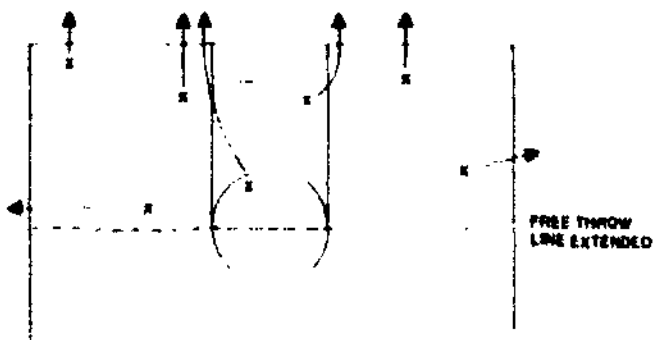


Figure 6

7. The trailing official has responsibility for the profile down the nearest sideline in the frontcourt. (Figure 6).



Violations and non-shooting fouls that occur inside the broken line area are taken on the end line, but not between the free throw line lines extended (except following a goal.)

Figure 7

Jump Ball

1. Call tie balls when they occur, giving signal for jump ball by raising both hands overhead.
2. The official opposite the scorers and timers tosses all jump balls. The other official takes a position between the sideline and the players who are jumping.
3. The official tossing the ball watches for fouls and violations by the jumpers. The ball shall be tossed higher than either jumper can jump. After the ball is tossed, the official should hold that position until the play has left the immediate area. The official should usually then move quickly into a trailing official position on that side of the court. (Figure 8)
4. The official not tossing the ball *initially* watches for restraining circle violations and fouls by *both the jumpers* and nonjumpers and moves quickly in the direction the ball progresses. This official becomes the *leading official* and is "on the ball" after the ball is tapped, regardless of whether the ball moves to right or left (Figure 8). The official remains on *that side of the court* until the movement of the ball enables adjustment to the normal position of leading to the right, or when the clock is stopped for a violation, jump ball, or foul the official would regain the normal position.
5. There will be occasions when the non-tossing official elects to move along the endline, past the basket, and to the other side of

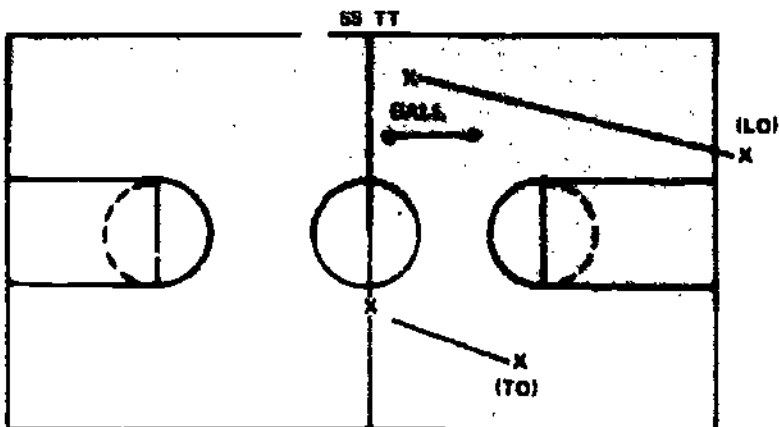


Figure 8. (Leading to the left) Note that the normal floor division as seen in Figure 5 simply reverses for this situation until it is possible to resume leading to the right.

the court (a leading to the right position). When this occurs, the official who tossed the ball must adjust the floor position by *quickly* crossing the floor (Figure 9). This occurs when the ball moves to the left after the jump. In all situations, the official tossing the ball must adjust to the floor position of the non-tossing official.

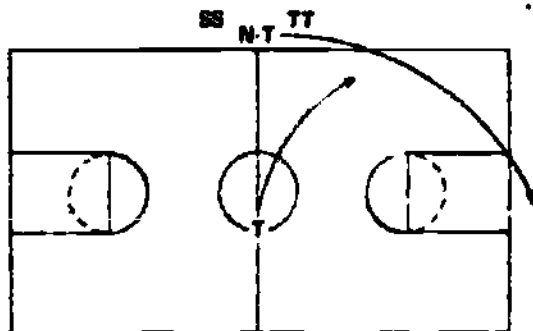


Figure 9

- √6. The whistle shall be held for violations of Rule 7, Sect. 24a, b, h, i. After the jump no violation is called if the ball is controlled first by an opponent of the player who committed the violation.

7. The position of the official tossing the ball shall be held at the outside edge of the circle to allow the players to establish their positions around the restraining circle. The official is assumed ready to toss the ball at the time of stepping up to the jumpers to make the toss. The tossing official shall make a verbal statement to the players when ready to toss the ball (e.g., "Hold your positions").

NOTE: For safety reasons it is recommended that the tossing official take the whistle out of the mouth prior to tossing the ball and use one hand to toss the ball.

Fouls and Free Throws

1. Blow whistle and indicate time-out foul, by raising either arm above the head with fist clenched and the other arm and hand, *palm down*, fully extended pointing to the offender. Make strong definite signals. On the initial foul call, with the arms extended, hold that signal long enough so that the player knows the foul was on her and she is told to raise her hand *by* the use of the signal. Move toward the scorer's table giving the number of the offending player by the appropriate visual signals with the fingers of one hand. Follow with the signal best designating the foul: for example, the signal for blocking is hands on hips. At the same time verbally give the color of the offending team, number of the player, name of the foul and indicate the player and penalty awarded; for example, "Blue 14, blocking, Red 10 shouting 2." Be sure both oral and visual signals are clear to the players, other official, and scorers and timers. Note the player who was fouled, since this player must take the free throw. The official not calling the foul momentarily observes the players before securing the ball, then proceeds to the proper position for resuming play. This official should also check to see that the player who fouled raised a hand.
2. The officials change sides of the floor, and, therefore, endline responsibilities before each free throw administration (except after a double foul). After the officials change sides of the floor, the trailing official administers the free throw, and the leading official moves to a position at the endline. The official under the basket holds the ball on a free throw until the administering official has communicated to the players the number of shots to be awarded. The official under the basket (leading official) then tosses the ball to the administering official (trailing official) who hands it to the player taking the free throw.

3. The trailing official checks to see that the players desiring to line up along the lane may do so and informs them as to the number of shots before handing the ball to the player taking the free throw. Both officials give the signal for the number of free throws awarded with the arm nearest the scorer. If more than one free throw is to be taken, inform players that the ball is dead whether the free throw is made or missed. If only one free throw is to be taken, inform players that the ball is in play if the free throw is missed. The trailing official *watches* for violations and fouls by the *player shooting* and by the *players on the right side of the lane* and follows the flight of the ball (Figure 11). The trailing official thus determines whether or not the ball hits the rim and whether a point is scored.
4. The leading official takes a position as indicated in Figure 10 on the first shot of a two shot foul. During the second shot of a two shot foul or a bonus free-throw, the leading official takes the position normally taken outside the end line when play is centered at the basket in that official's own area. The leading official, after initially indicating the number of free throws awarded when the ball is handed to the player, may then drop the hand(s). *The leading official watches for fouls and violations on the players on the opposite lane line and then for fouls on the rebound plays.* The leading official should not stand directly under the basket but rather in a position which allows the best possible view of the play (Figure 11).
5. If the shot is made, the ball is put in play at the endline by an opponent of the player who took the free throw.
6. If the shot is missed on the last free throw, the officials resume their usual duties and positions, on and off the ball.

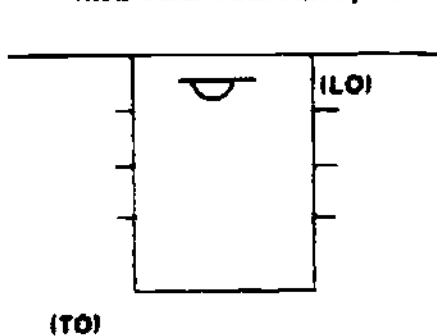


Figure 10.

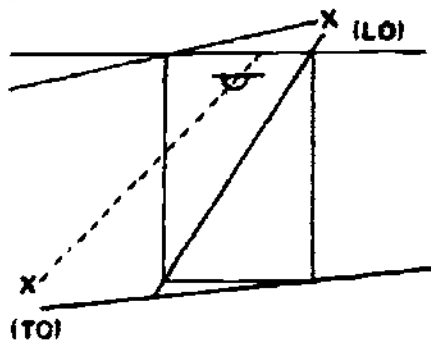


Figure 11.

7. The whistle shall be held if a defensive player commits a violation during a free throw attempt to see that the free throw attempt is successful.
8. The whistle is blown immediately if an offensive player commits a violation during a free throw or there is a double violation.
9. Non-Shooting Fouls
 - a. The official making the call follows the normal procedure.
 - b. The official not making the call follows the procedure outlined in #1, Fouls and Free Throws.
 - c. The officials change sides of the floor before administering the out-of-bounds ball at the nearest spot.
10. Shooting Fouls
 - a. 1) The official not administering the free throw holds the ball until the administering official communicates to the players lined up along the lane that the bonus rule is in effect.
2) This official then gives the ball to the administering official who places it at the disposal of the free throw shooter and steps to the normal free throw position giving the signal indicating the bonus is in effect.
 - b. Intentional Fouls
 - 1) Follow normal procedure for calling the foul.
 - 2) Normal free throw procedures are to be followed and the ball is in play with the second free throw.
 - c. Flagrant Fouls
 - 1) Follow the normal procedure for calling a foul.
 - 2) Before the free throws are administered the official who made the call must notify the scorers and the player of a disqualification.
 - 3) The free throws are administered in the same manner as an unsporting conduct foul; i.e., after the second free throw the ball is awarded to the offended team out-of-bounds at mid-court. There is no line-up of players for the free throw.
 - 4) During the free throw all players other than the shooter must be positioned behind the restraining circle of the basket at which the free throw is administered.

Technical Fouls and Flagrant Personal Fouls

1. On these fouls, the ball is dead whether the free throw is made or missed. The ball is put in play from out-of-bounds at the division line by the team fouled. There is no free throw line-up.

2. The ball may be put in play from either side of the floor at the division line. Should the team choose to put the ball in play on the leading official's sideline, the leading official then becomes the trailing official and the other official becomes the leading official, such as happens in some jump ball situations (Figure 8).
3. If this type of foul occurs during time-out for any other foul, the penalty shall be administered after the first foul. Therefore, play will resume at the division line with the ball in the possession of the team fouled.
4. During the free throws all players other than the shooter must be positioned behind the restraining circle of the basket at which the free throw is administered.
5. The official calling the technical foul administers the free throw(s) by assuming position at the free throw line. The official not calling the technical foul administers the ball out-of-bounds at midcourt after the technical foul is shot.

Double Foul

1. Give the signal for a foul and indicate each offender. Officials need not change sides since no free throws are taken.
2. The ball is put in play at the nearest restraining circle by a jump ball between any two opposing players who were in the game at the time the foul occurred.
3. If a foul occurs between the time the double foul occurs and the jump ball is taken, the penalty for the double foul (jump ball) shall not be administered. Play shall resume with the penalty for the technical foul.

Fouls Called at the End of Quarter, Half or Game

1. The official shall call the foul immediately, then recognize the timer's horn with the official's own whistle to indicate end of quarter, half, or game.
2. The trailing official administers the free throw(s) at once. The ball is dead after each free throw.

Fouls Made During Intermissions or Before Game Starts

1. The official closer to the scorer's table should check with the scorer before the quarter starts to see if all substitutes have reported.
2. The official closer to the scorer's table tells the scorer to blow the horn if a substitute has not reported when the captains indicate to the official that they are ready to start play. (A substitute has until the captains respond to the official to report to the scorer.)

3. The official in charge of the game blows a whistle to indicate the end of the intermission and instructs both teams to take their positions on the court. The official asks, "Captains ready?" If the scorer blows the horn after the captains have signaled that they are ready to play, either official may call the foul(s).
4. When the foul(s) has been called, the officials administer the free throw(s) in the usual manner.
5. Whether the shot is made or missed, the ball is dead. The game is started with a jump ball in the center circle.
6. The foul should be called even if it is discovered after the ball has been tapped on the jump ball and play has begun. The free throw is administered in the usual manner and play resumes from the point at which play was stopped.
7. If a foul for unsportsmanlike conduct or a flagrant foul is called during intermission, the free throw shall be administered and the ball awarded at the division line to the team which was fouled.

Time-Out

1. Blow whistle, raise one hand over head, fingers spread, and say, "Time-out." Indicate to whom the time-out is to be charged.
- ✓ 2. If requested by a player on the court when that team is in possession of the ball, call a time-out immediately. Any player on the court may call a time out following a goal until the team putting the ball in play from the endline position themselves out of bounds with the ball.
3. The official closer to the scorer's table should see that the scorer records the time-out for the team requesting it. Call a technical foul if the number of team time-outs is more than five, award the time-out and resume play with a free throw. Follow free throw procedures for a technical foul.
4. In case of injury or loss of contact lens, call a time-out:
 - a. when the ball is dead
 - b. when the ball is in control of the injured player's team
 - c. immediately when necessary to protect an injured player.
5. Secure the ball and note where it was when a time-out was called.
6. An official's time-out is not taken for equipment repair except under extreme conditions or when deemed necessary by the official.
7. During a team time-out, the official not responsible for putting the ball in play should be positioned near the scorer's table to

beckon in substitutes. The official putting the ball in play should retain possession of the ball at the spot where it is to be put in play.

Time-In

1. See that the ball is at the designated spot where it is to be put in play.
2. When the ball is put in play from out-of-bounds after a team or official time out, ask, "Timers ready?" and hand the ball to the player making the throw-in. The administering official gives the time-in signal as the ball is touched by a player on the court.
3. When the ball is put in play with a jump ball, see that jumpers are in position before tossing the ball. If the jump ball is following a team time-out or an official time-out, see that jumpers are in position; ask, "Timers ready?" and then toss the ball.

Substitution

The official closer to the scorers' and timers' table is in a good position to beckon substitutes onto the floor, but either official may do so. The official should make certain that the player substituted for has left the court.

Warnings and Disqualifications

1. A coach or team follower may be instructed to leave the gymnasium for certain fouls (Rule 12, Sect. 39, PENALTY for Sect. 39, a and b, (2)). The first foul is considered a warning; the third infraction of the above mentioned foul will result in the officials' request for the offender to leave the gymnasium. At the time of the first foul, it would be wise for the official who called the foul to remind the offender that the third foul will result in a request to leave the area. If the individual refuses to leave, the team must default the game.
2. The officials should see that the disqualified player leaves the game before the free throw is taken, beckon substitute to enter the court, and follow regular free-throw procedures.
3. For a single disqualifying foul, the official calling the foul should notify the player of the disqualification and follow regular free throw procedures by awarding the ball at mid-court.

End of Quarters and Halves

1. Either official may recognize the timer's horn with a whistle and say, "Quarter" or "Halftime," as the case may be.

2. The referee shall check the official scorebook, announce the score, and make sure that captains are notified three minutes before the start of each half.
3. The officials should secure the game ball and prohibit practice with it during intermissions.

End of Game

1. Either official may recognize the timer's horn with a whistle and say "Game." The timer's horn ends the game.
 2. The referee shall check the official scorebook and announce the score if it is not visible.
 3. Both officials sign the official scorebook.
- NOTE:** In case of a discrepancy in the scorebook, the referee may examine any available statistics in order to reach a decision.

Coordinating Officials' Duties

1. It is important not only that each official performs assigned tasks, but that each is aware of the other official's duties and how each can help the other.
2. Be aware of the position of the other official. This is especially important following jump balls and/or out-of-bounds plays on the leading official's sideline. The leading official should primarily be responsible for the adjustment of position on the court. Be flexible; adjust! Do not have "tunnel" vision; view a large area of the court.
3. Double whistles do not imply bad techniques. As a general rule when a double-whistle situation occurs, the official under the basket (lead) should make the call.
4. Assist other official on out-of-bounds plays or in any other way.
5. Use time-outs and intermissions to confer about problem situations which have occurred. It is wise to seek opinions and advice of the other official. It may seem wise to speak to a player, coach or entire team about rough play or poor behavior if such exists.

General Suggestions

1. Give decisions accurately and quickly. Do not delay calls except for the few violations where holding the whistle is indicated. The whistle is held in the following instances:
 - a. On a free throw, if the defensive team commits a violation, to see if the free throw is successful (Rule 13, Sect. 42, c).
 - b. On an out-of-bounds play while the throw-in is being made, to see that no advantage would be given to the team com-

mitting the violation if the penalty were administered (Rule 9, Sect. 33, j, k).

The line violation signal may be used to indicate that the official saw the violation but is holding whistle.

2. Be consistent in calling fouls. The slight physical contact or brushing of opponents caused by players moving rapidly on the court should not be penalized unless the offended player is placed at a disadvantage because of the contact, or roughness results.
3. Whenever an official deems it necessary to take time out to give a warning for an infraction of Rule 12, Sect. 39, the official must call a technical foul since that is the proper procedure for a warning for violation of Rule 12, Sect. 39.
4. Maintain a firm but friendly attitude toward both teams.
5. Show a sense of humor appropriate to situations that may arise.
6. Be quietly efficient. Avoid calling attention to yourself through unnecessary noise or gestures.
7. Be conscious of tonal inflections so that the voice does not become monotonous or accusing.
8. Never talk with a whistle in the mouth.
9. Be able to give arm signals with either arm to permit the scorers, timers, and/or players to see the signal more clearly.
10. Be certain that the hands are raised well above the head when giving the signals which indicate time-out and time-out foul.
11. In general, make your signals as *large* as possible and hold them as *long* as necessary for maximum communication.
12. Accept constructive criticism gracefully.
13. Whenever the ball is dead, officials can maintain the continuity of the game by taking their positions quickly.
- ✓ 14. Remind captains in pre-game to hand the ball to the official on all dead balls.

Signals (as shown on back cover of this Guide)

The *goal is awarded* signal should be used to clarify, for scorers, players and spectators, situations in which there might be a question as to whether or not a goal counts (for example, at the end of a playing period, when an offensive or defensive foul occurs on a shot for goal or any other situation when deemed appropriate).

The signals added to illustrate the fouls most frequently occurring are given *after* the time-out foul signal.

Holding The clenched fist is already raised on a foul; then simply grasp the wrist with your other hand in front of the body.

Pushing or charging Extend the arms in front of the body in a pushing motion.

Illegal use of hands; hacking Make a chopping motion with one hand on the wrist area.

Blocking Place both hands on hips.

NOTE: It may be helpful to point to that portion of the body that caused the contact. For example, the knee may have been extended, therefore, give the signal for blocking, then point to the knee.

The violation signals are all to be preceded by the time-out, no foul signal and followed by appropriate indication of the direction of the ball.

The signal *incidental contact* communicates to the players that "No foul" or violation occurred. It implies that the official *saw the play or action and there was no foul or violation*. Often a player moving through the lane trips over the feet of another player, or on a shot for goal the guard legally blocks the ball; the player, thinking there was a foul, looks at the official as if to say "Didn't you see that?" This signal gives the official a way to communicate with the player in a nonverbal manner.

A wrist or hand flick counting seconds when time is limited for putting the ball in play is desirable, but not required.

Offensive foul place one hand behind head.

NOTE: Many offensive fouls occur with a push-off motion with the elbow. After indicating the offensive foul with the proper signal, it may be helpful to point to the elbow indicating such a motion.

Bonus situation arms extended at shoulder height and parallel to the floor with the forefinger of each hand fully extended. For the second throw drop the arm away from the score table.

Change in Signals

✓ Change the signal for traveling to rotation of the clenched fist in place of the rotation of the open hands. Change the signal for holding to holding wrist at waist.

✓ Player leaving designated spot for throw in Give time-out no foul signal, then point with open hand to the designated area.

✓ Three seconds in lane Give time-out no foul signal, then drop the arm to a horizontal position, sweeping it from side to side toward the lane.



Traveling



Holding

QUESTIONS ON TECHNIQUES

Questions concerning officiating techniques in basketball should be directed to:

JUNE L. COURTEAU
904½ Iowa Street
Cedar Falls, IA 50613

Inquiries must include a stamped, self-addressed envelope.

NAGWS GUIDES PUBLISHING SCHEDULE

ANNUALLY	Publishing Date
SYNCHRONIZED SWIMMING GUIDE	Jan. 1
SOCCER GUIDE and RULES REPRINT	Apr. 1
VOLLEYBALL GUIDE and RULES REPRINT	June 1
BASKETBALL GUIDE and RULES REPRINT	July 1
COMPETITIVE SWIMMING & DIVING GUIDE	Aug. 1
TRACK & FIELD GUIDE	Sept. 1
 BIENNIALY - EVEN YEARS	
SOCCER TIPS & TECHNIQUES	Apr. 1
**TENNIS GUIDE - ARTICLES	May 1
**BADMINTON SQUASH - RACQUETBALL GUIDE ARTICLES	May 1
GYMNASTICS GUIDE - ARTICLES	May 1
ARCHERY FENCING GUIDE - ARTICLES	May 15
FLAG FOOTBALL - SPEEDBALL GUIDE - ARTICLES	June 1
FIELD HOCKEY GUIDE - ARTICLES	June 1
SKIING RULES	Sept. 1
LACROSSE GUIDE - ARTICLES	Jan. 1
 BIENNIALY - ODD YEARS	
BOWLING GOLF GUIDE ARTICLES	Jan. 1
TRACK & FIELD TIPS & TECHNIQUES ARTICLES ONLY (not avail. 1979)	Jan. 1
SOFTBALL GUIDE and RULES REPRINT - ARTICLES	Jan. 1
**TEAM HANDBALL - ORIENTEERING GUIDE ARTICLES	Apr. 1
BASKETBALL - VOLLEYBALL TIPS & TECHNIQUES - ARTICLES ONLY	July 1
AQUATICS TIPS & TECHNIQUES	Aug. 1

*Deliveries require up to six weeks after publishing date. If you wish to have *special handling*, request so from AAHPERD Promotion Unit, 1201 16th St., N.W., Washington, DC 20036.

**Change-over effective for May 1, 1980.

SCOREBOOKS	Summary of Types of NAGWS Guides
BASKETBALL	Rules and Officiating (e.g., Synchronized Swimming)
VOLLEYBALL	Articles and Rules (e.g., Tennis, Flag Football-Speedball)
SOFTBALL	Articles only Tips and Techniques Series (e.g., Aquatics, Basketball, Volleyball)
FIELD HOCKEY	Rules <i>only</i> (e.g., Skiing)

