

## DOCUMENT RESUME

ED 165 850

JC 790 125

AUTHOR Gold, Ben K.  
TITLE L. A. C. C. Financial Aids 1973-78. Research Study #79-1.  
INSTITUTION Los Angeles City Coll., Calif.  
PUB DATE Jan 79  
NOTE 11p.  
EDRS PRICE MF-\$0.83 HC-\$1.67 Plus Postage.  
DESCRIPTORS Black Students; Community Colleges; Federal Aid; Females; Institutional Research; \*Junior Colleges; Junior College Students; Males; Minority Groups; \*Student Characteristics; \*Student Financial Aid; Trend Analysis; Work Study Programs  
IDENTIFIERS Los Angeles City College CA

## ABSTRACT

This summary of financial aids provided to Los Angeles City College students from 1973-1978 considers the four major vehicles for federal aid: (1) Basic Educational Opportunity Grants (BEOG); (2) National Direct Student Loans (NDSL); (3) Supplemental Educational Opportunity Grants (SEOG); and (4) College Work Study (CWS). Data tables outline amounts of aid, numbers of recipients, average amount of aid per recipient, and sex/ethnic characteristics of recipients. During the five years studied nearly 20,000 financial aids totaling over \$10,000,000 had been provided for LACC students. Amounts of aid from NDSL and CWS increased slightly over the period, whereas assistance under BEOG grew from about 400 students receiving \$100,000 in 1973-74 to over 5,000 students receiving nearly \$3,000,000 in 1977-78. Data indicate that female recipients outnumbered male recipients in about the same ratio as their representation in the college population. Blacks (40% of the student population) received slightly over half of the aids, while White, Hispanic, and Asian students followed in that order, each showing percentages somewhat below their percentage in the college population. (Author/MB)

ED165850

LOS ANGELES CITY COLLEGE

"L.A.C.C. FINANCIAL AIDS 1973-78"

Research Study #79-1

"PERMISSION TO REPRODUCE THIS  
MATERIAL HAS BEEN GRANTED BY

Los Angeles City  
College

TO THE EDUCATIONAL RESOURCES  
INFORMATION CENTER (ERIC) AND  
USERS OF THE ERIC SYSTEM."

U.S. DEPARTMENT OF HEALTH,  
EDUCATION & WELFARE  
NATIONAL INSTITUTE OF  
EDUCATION

THIS DOCUMENT HAS BEEN REPRO-  
DUCED EXACTLY AS RECEIVED FROM  
THE PERSON OR ORGANIZATION ORIGIN-  
ATING IT. POINTS OF VIEW OR OPINIONS  
STATED DO NOT NECESSARILY REPRESENT  
OFFICIAL NATIONAL INSTITUTE OF  
EDUCATION POSITION OR POLICY.

Ben K. Gold  
Research Office  
January 1979

JC 790 125

### PURPOSE OF THE STUDY

This study was prepared at the request of the Assistant Dean of Administrative Services. Its purpose is to provide a summary of financial aids provided to LACC students over the past five years.

### PROCEDURE OF THE STUDY

Records available in the LACC Financial Aids Office were examined and provided the basic data for the study. The study was limited to the four major vehicles for federal aid, viz, (1) Basic Educational Opportunity Grant (BEOG), (2) National Direct Student Loan (NDSL), (3) Supplemental Educational Opportunity Grant (SEOG), and (4) College Work Study (CWS). Major sources of detailed information were reports prepared for USOE (OE Form 1152-1, replaced by 646) which required detailed information on NDSL, BEOG, and CWS. Similar detailed information was not available for BEOG.

Appreciation is expressed to Financial Aids Coordinator Ed Mitchell for his considerable assistance in providing data.

### FINDINGS

The following tables and figures are presented:

Table 1: L.A.C.C. Financial Aids 1973-78

BEOG: Basic Educational Opportunity Grant

NDSL: National Direct Student Loan

SEOG: Supplemental Educational Opportunity Grant

CWS: College Work Study

(a) Amounts of Aid

(b) Numbers of Recipients

(c) Average Amount of Aid per Recipient

**Table 2: Sex/Ethnic Characteristics of Recipients  
(NDSL, SEOG, CWS Only)**

- (a) NDSL
- (b) SEOG
- (c) CWS
- (d) Unduplicated Totals
- (e) Duplicated Totals
- (f) Average number of aids per person

**Figure 1: L.A.C.C. Financial Aids 1973-78**

- (a) Dollar Amounts of Aid
- (b) Numbers of Aids
- (c) Average Amounts of Aid per recipient

**Figure 2: Sex/Ethnic Distributions of Recipients.  
(NDSL, SEOG, CWS Only, Duplicated Totals)**

**Table 1 LACC Financial Aids 1973-78**

**(a) Amount of Aid**

	1973-74		1974-75		1975-76		1976-77		1977-78	
	\$	%	\$	%	\$	%	\$	%	\$	%
BEOG	117,094	21.1	791,788	66.3	1,976,716	79.0	2,710,526	83.3	2,708,234	82.9
NDSL	106,925	19.3	132,600	11.1	193,461	7.7	155,461	4.8	237,157	7.3
SEOG	134,480	24.2	114,511	9.6	204,691	4.2	104,929	3.2	114,469	3.5
CWS	196,669	35.4	154,857	13.0	227,663	9.1	283,253	8.7	206,756	6.3
Total	555,168	100.0	1,193,756	100.0	2,502,531	100.0	3,254,222	100.0	3,266,616	100.0

**(b) Number of Recipients\***

	1973-74		1974-75		1975-76		1976-77		1977-78	
	No.	%	No.	%	No.	%	No.	%	No.	%
BEOG	418	29.1	1471	66.5	3745	80.9	4192	83.0	5276	87.7
NDSL	266	18.5	239	10.8	372	8.0	248	4.9	335	5.5
SEOG	305	21.2	234	10.6	234	5.1	206	4.1	224	3.7
CWS	447	31.2	269	12.1	280	6.0	404	8.0	184	3.1
Total	1436	100.0	2213	100.0	4631	100.0	5050	100.0	6019	100.0
(Dup.)										

**(c) Average Amount of Aid per Recipient**

	1973-74	1974-75	1975-76	1976-77	1977-78
	\$	\$	\$	\$	\$
BEOG	280	538	528	647	513
NDSL	402	555	520	627	708
SEOG	441	489	447	509	511
CWS	440	576	813	701	1124
Total	387	539	540	644	543

\* Numbers of Aids, not numbers of Individuals (See Table 2)

**Table 2** L.A.C.C. Financial Aids: Sex/Ethnic Characteristics of Recipients  
(NDSL, SEOG, CWS only)

(a) NDSL	1973-74		1974-75		1975-76		1976-77		1977-78	
	No.	%	No.	%	No.	%	No.	%	No.	%
M*	147	55.3	91	38.6	169	45.4	111	44.8	135	40.3
F	119	44.7	145	61.4	203	54.6	137	55.2	200	59.7
B	166	62.4	115	48.7	146	39.3	132	53.2	193	57.6
I	2	0.8	5	2.1	5	1.3	3	1.2	5	1.5
A	7	2.6	4	1.7	16	4.3	21	8.5	34	10.1
H	22	8.3	27	11.5	41	11.0	17	6.9	37	11.1
W	69	25.9	85	36.0	164	44.1	75	30.2	66	19.7
Total	266	100.0	236	100.0	372	100.0	248	100.0	335	100.0

(b) SEOG	1973-74		1974-75		1975-76		1976-77		1977-78	
	No.	%	No.	%	No.	%	No.	%	No.	%
M	140	45.9	86	36.8	95	40.6	82	39.8	89	39.7
F	165	54.1	148	63.2	139	59.4	124	60.2	135	60.3
B	169	55.4	97	41.4	131	56.0	95	46.1	119	53.1
I	6	2.0	4	1.7	6	2.5	3	1.5	4	1.8
A	13	4.3	10	4.3	7	3.0	14	6.8	24	10.7
H	42	13.8	25	10.7	24	10.3	18	8.7	25	11.2
W	75	24.5	98	41.9	66	28.2	76	36.9	52	23.2
Total	305	100.0	234	100.0	234	100.0	206	100.0	224	100.0

(c) CWS	1973-74		1974-75		1975-76		1976-77		1977-78	
	No.	%	No.	%	No.	%	No.	%	No.	%
M	233	52.1	128	47.6	123	43.9	190	47.0	83	45.1
F	214	47.9	141	52.4	157	56.1	214	53.0	101	54.9
B	181	40.5	91	33.8	72	25.7	214	53.0	97	52.7
I	2	0.5	3	1.1	11	3.9	4	1.0	5	2.7
A	33	7.4	20	7.4	13	4.7	32	7.9	15	8.2
H	64	14.3	29	10.8	39	13.9	24	5.9	20	10.9
W	166	37.2	126	46.8	145	51.8	130	32.2	47	25.5
Total	447	100.0	269	100.0	280	100.0	404	100.0	284	100.0

(Cont.)

Table 2 Continued

## (d) Unduplicated Totals

	1973-74		1974-75		1975-76		1976-77		1977-78	
	No.	%	No.	%	No.	%	No.	%	No.	%
M*	N/A	46.5	198	47.7	257	42.7	336	47.1	165	40.7
F	N/A	53.5	217	52.3	345	57.3	377	52.9	240	59.3
B	N/A	53.1	168	40.5	203	33.7	384	53.8	231	57.1
I	N/A	2.3	6	1.4	13	2.2	9	1.3	5	1.2
A	N/A	3.3	24	5.8	27	4.5	57	8.0	38	9.4
H	N/A	13.6	37	8.9	89	14.8	62	8.7	45	11.1
W	N/A	27.7	180	43.4	270	44.8	201	28.2	86	21.2
Total		100.0	415	100.0	602	100.0	713	100.0	405	100.0

## (e) Duplicated Totals

	1973-74		1974-75		1975-76		1976-77		1977-78	
	No.	%	No.	%	No.	%	No.	%	No.	%
M	520	51.1	305	41.3	387	43.7	383	44.6	307	41.3
F	498	48.9	434	58.7	499	56.3	475	55.4	436	58.7
B	516	50.7	303	41.0	349	39.4	441	51.4	409	55.1
I	10	1.0	12	1.6	22	2.5	10	1.2	14	1.9
A	53	5.2	34	4.6	36	4.1	67	7.8	73	9.8
H	128	12.6	81	11.0	104	11.7	59	6.9	82	11.0
W	310	30.5	309	41.8	375	42.3	281	32.6	165	22.2
Total	1018	100.0	739	100.0	886	100.0	858	100.0	743	100.0

## (f) Average Number of Aids per Person

	1973-74	1974-75	1975-76	1976-77	1977-78	
M	N/A	1.5	1.5	1.1	1.9	* M = Male F = Female B = Black I = American Indian/Alaskan A = Asian or Pacific Islander H = Hispanic W = White (Not of Hispanic Origin)
F	N/A	2.0	2.0	1.3	1.8	
B	N/A	1.8	1.8	1.1	1.8	
I	N/A	2.0	2.0	1.1	2.8	
A	N/A	1.4	1.4	1.2	1.9	
H	N/A	2.2	1.2	1.0	1.8	
W	N/A	1.7	1.4	1.4	1.9	
Total	N/A	1.8	1.5	1.2	1.8	

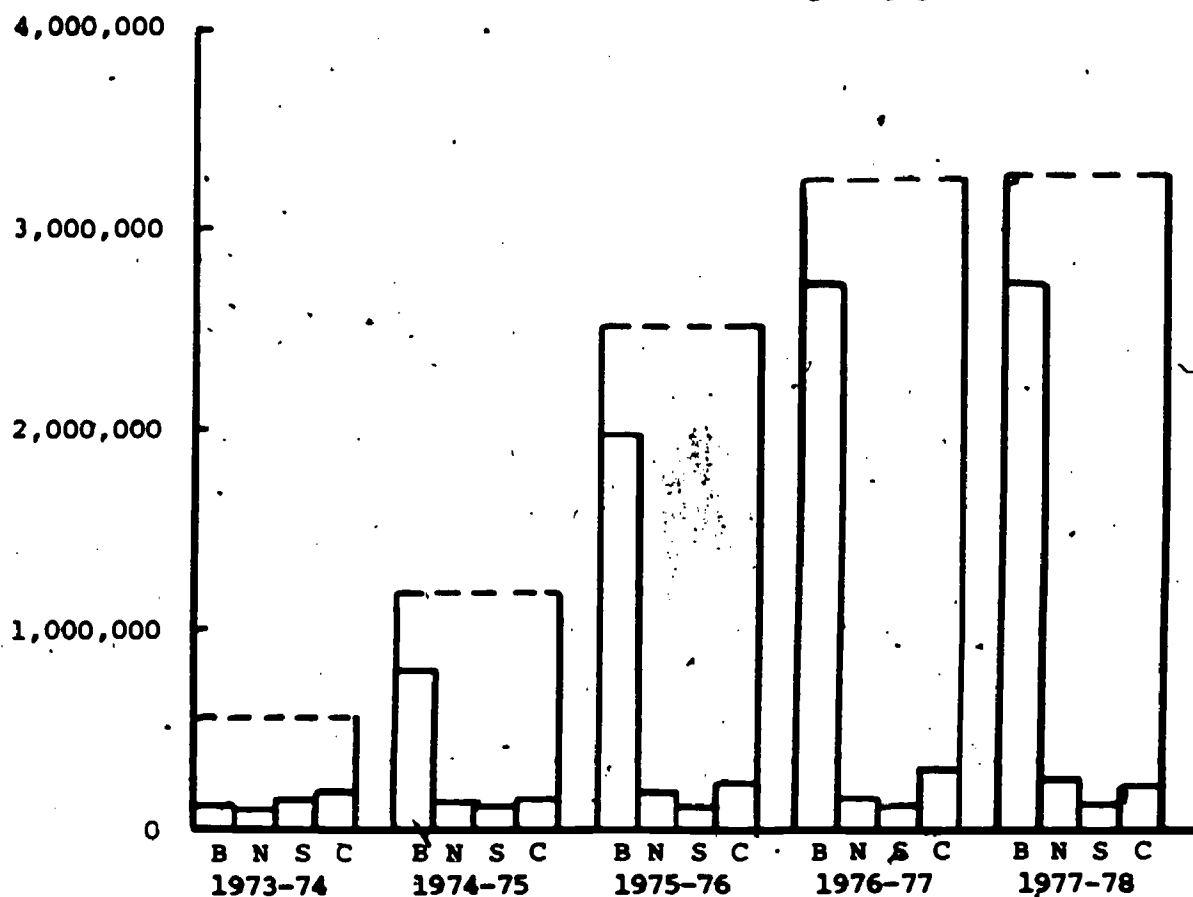
\*\* Apparently in 1973-74, "Unduplicated Total" was taken to mean those students who received one aid only, while in later years it meant all students who received one or more aids. That is, from 1974 on, unduplicated total means number of people, duplicated total means number of aids.

Figure 1: L.A.C.C. Financial Aid 1973-78

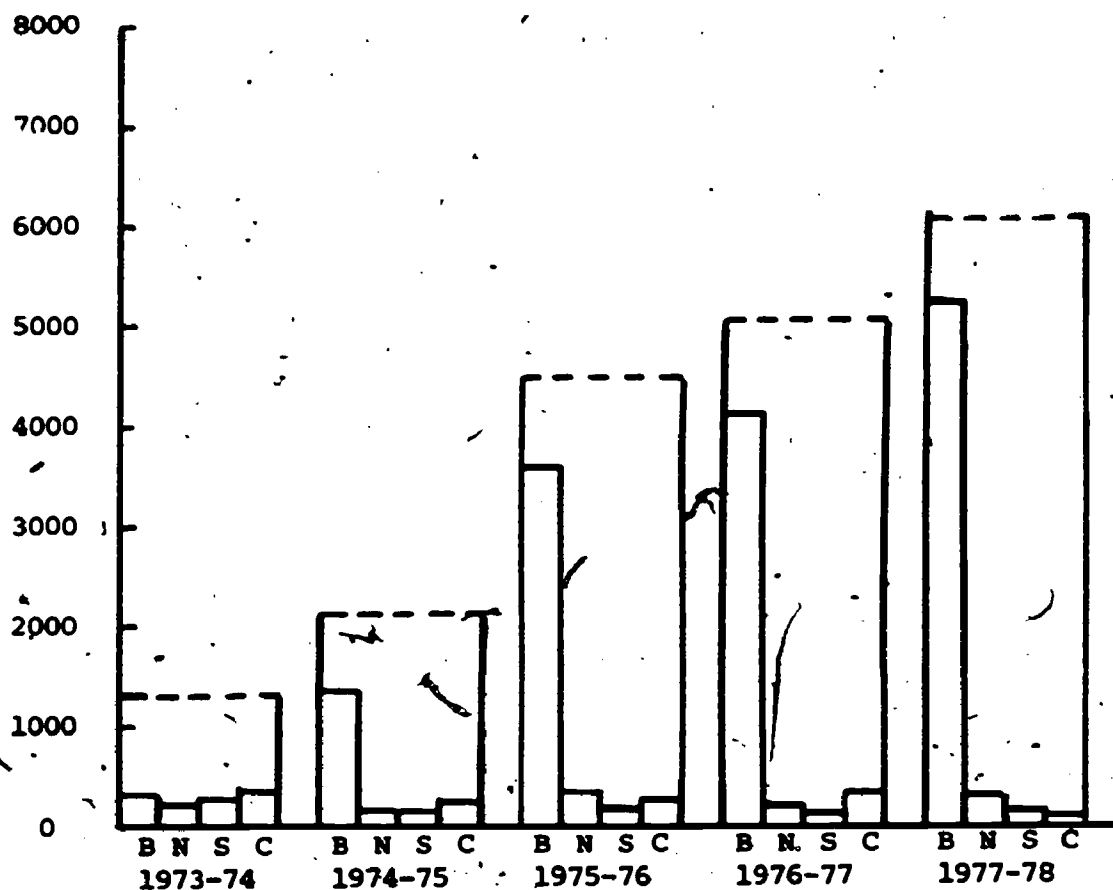
B = BEOG  
N = NDSL  
S = SEOG  
C = CWS

All Aids:-----

(a) Dollar  
Amounts  
of  
Aid



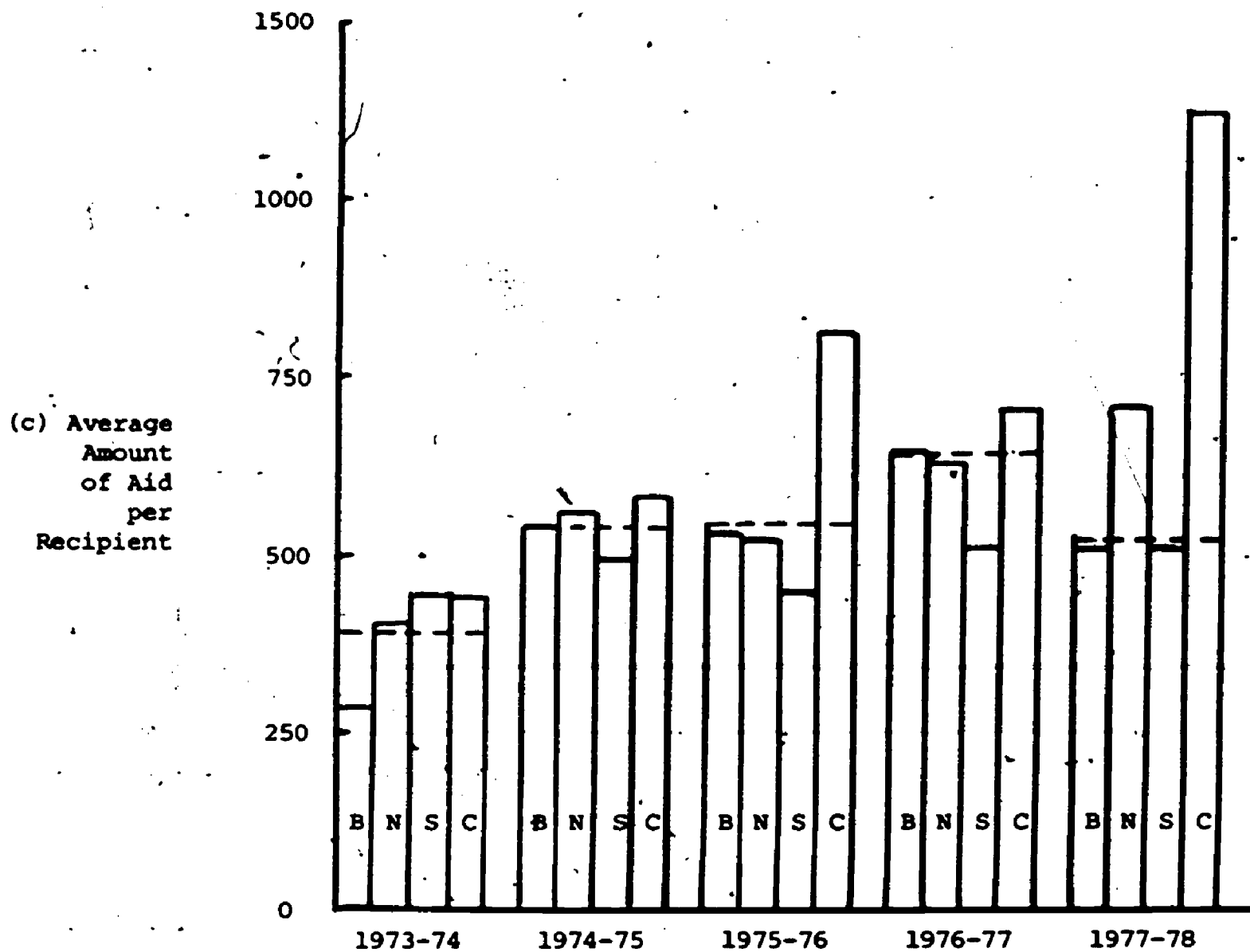
(b) Number  
of  
Aids



(Cont.)

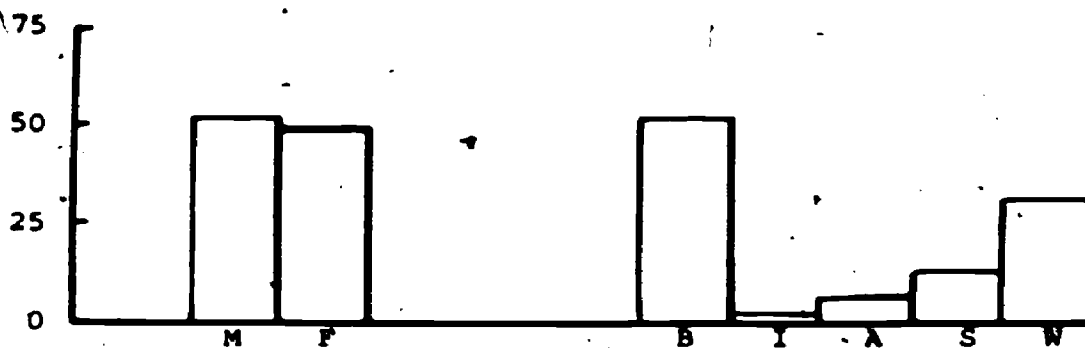


Figure 1 (Continued)

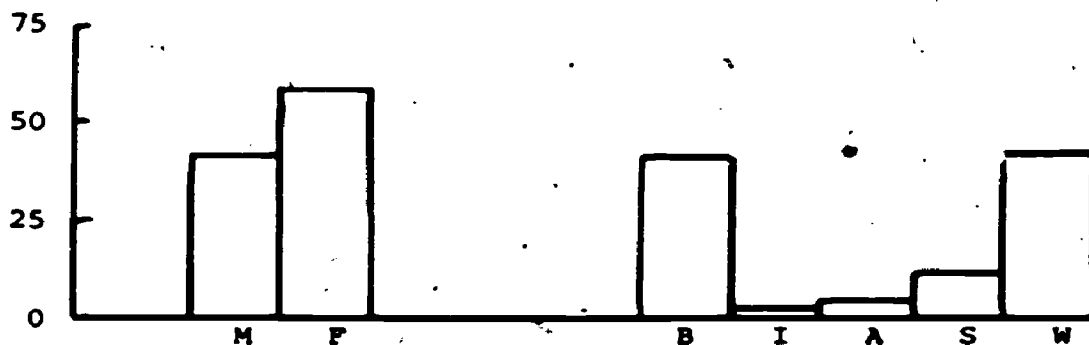


**Figure 2 L.A.C.C. Financial Aids 1973-78:**  
**Sex and Ethnic Distributions of Recipients (NDSL, SEOG, CWS only,**  
**Duplicated Totals only)**

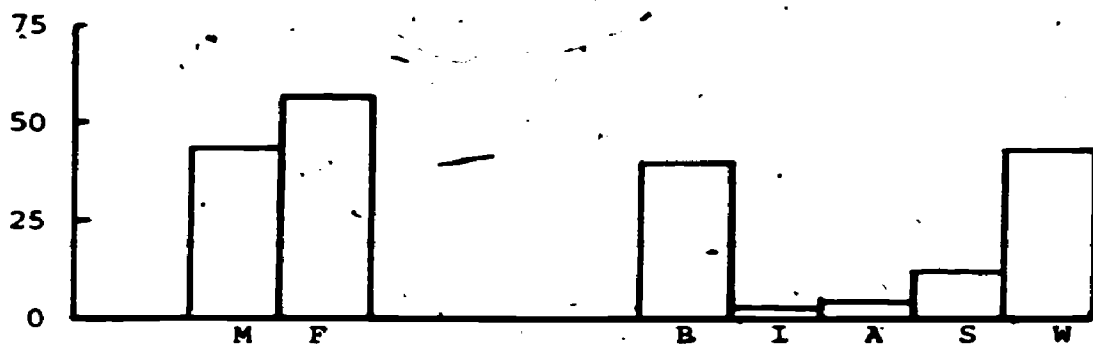
1973-74



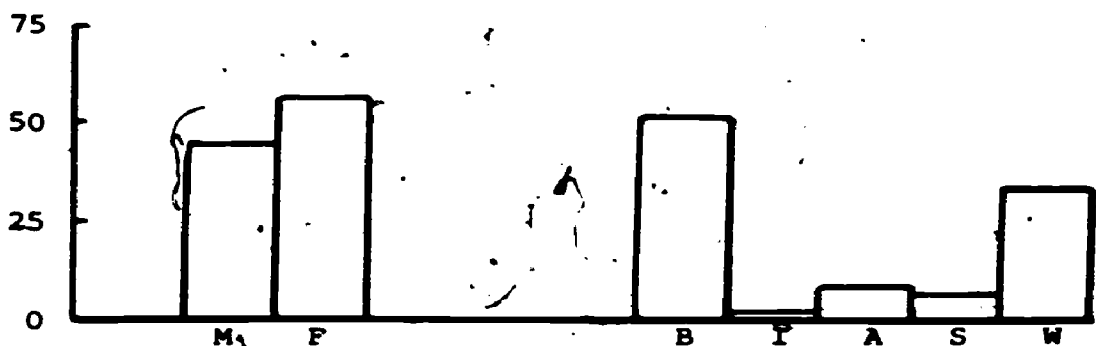
1974-75



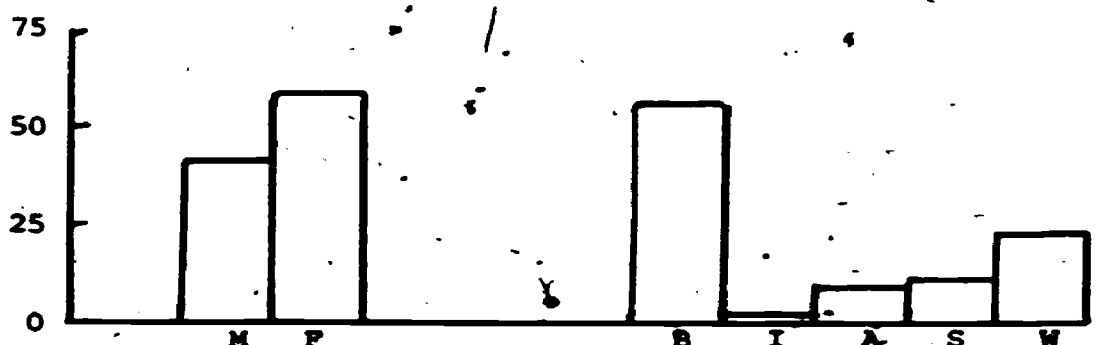
1975-76



1976-77



1977-78



## OBSERVATIONS AND CONCLUSIONS

Following are some observations on the findings of the study:

- (1) During the past five years nearly 20,000 financial aids totaling over \$10,000,000 have been provided for LACC students.
- (2) Amounts of aid from NDSL, and CWS have increased slightly over the five year period, but assistance under the BEOG program has grown from about 400 students receiving \$100,000 in 1973-4 to over 5,000 students receiving nearly 3,000,000 in 1977-78.
- (3) Available data indicate that female aids outnumber male aids in about the same ratio as female/male ratio in the college population. With regard to ethnic distribution, Blacks receive slightly over half of the aids (compared with about 40% Blacks in the college population), while White, Hispanic, and Asian follow in that order in each group showing percents somewhat below college population percents.

UNIVERSITY OF CALIF. -  
LOS ANGELES

MAR 9 1979

CLEARINGHOUSE FOR  
JUNIOR COLLEGES