

DOCUMENT RESUME

ED 162 564

EE 010 641

TITLE Cooperative Education Awards, 1972-77. The Higher Education Act of 1965 (P.L. 89-329) as Amended. Title VIII.

INSTITUTION Bureau of Higher and Continuing Education (CHEE/OE), Washington, D.C. Div. of Training and Facilities

PUB DATE Sep 78

NOTE 145p.; Revised edition

AVAILABLE FROM Department of Health, Education, and Welfare, Office of Education, Bureau of Higher and Continuing Education, Washington, D.C. 20202

EDRS PRICE MF-\$0.83 HC-\$7.35 Plus Postage.

DESCRIPTORS *Cooperative Education; Directories; Eligibility; *Federal Aid; Federal Legislation; *Grants; Higher Education; Program Administration; Program Descriptions; Research Projects; Statistical Data; Training

IDENTIFIERS *Higher Education Act Title VIII

ABSTRACT

Data are presented on awards made under authority of the Higher Education Act, Title VIII, for cooperative education programs from 1972-77. Legislative highlights of the cooperative education program and specific information about eligibility requirements and application and award procedures are provided. Maps show first through fourth year grantees, and tables provide information on applications and federal support, grant awards for the administration of programs, training grants, and research grants. Information is provided on type, number, and amount of awards. Grantees and brief program descriptions are presented for cooperative education research and training programs for fiscal year 1977. An alphabetical listing by state and institution within states for program administration grants is provided. (SW)

* Reproductions supplied by EDRS are the best that can be made *
* from the original document. *

First Printed July, 1976
Revised September, 1977

INDEX OF CONTENTS

	<u>Page</u>
Foreword	1
Legislative Highlights of the Cooperative Education Program	2
Cooperative Education Higher Education Act, Title VIII	4
Maps Listing First, Second, Third and Fourth Year Grantees	6
Table 1. Summary of Applications and Federal Support for Higher Cooperative Education in the United States, 1972-77	10
Table 2. Summary of Grant Awards for the Administration of Higher Cooperative Education in the United States, 1972-77, by Number of Institutions and Percentage of Institutions Receiving Grants Awarded and of Amount Granted, Initial and Subsequent Awards.	11
Table 3. Cooperative Education Awards for Administration, Fiscal Year 1977: Number and Amount of Awards by Public/Private, Two-Year/Four-Year Institutions.	12
Table 4. Number of Title VIII Administration Grants, 1972-77, Distributed by H.E.W. Regional Grouping of States.	16
Table 5. Distribution of Title VIII Administration Grants, 1972-77, by State, Number, Percentage of Total and Rank Order.	19
Table 6. Cooperative Education Training Grants, 1972-77	20
Table 7. Cooperative Education Research Grants, 1972-77	22
Table 8. Summary: Awards for Cooperative Education Programs, 1977	23
Table 9. Summary: Cooperative Education Grantees by Type, Number and Amount; 1977.	23
Table 10. Summary of Institutions Awarded Grants for the Administration of Cooperative Education Programs, by Type of Institution and by Year of Award, 1977	24
Cooperative Education Research Programs, 1977	25
Cooperative Education Training Programs, 1977	27
Cooperative Education Program Administration Grants, 1972-77, alphabetical listing by State and by Institution within State.	34-74
Cooperative Education, Higher Education Act, Title VIII Appropriations Authorized	75

FOREWORD

This Award Booklet, presented for the use of those interested in Cooperative Education, lists all awards made under the authority of H.E.A., Title VIII, as amended.

Cooperative Education is so called because it is dependent upon the cooperation of employer and educator in combining to provide, first, a superior total educational program for students. It also provides a means by which students earn money to help pay the costs of attending college. The essential ingredient is that the work program is integrated with formal academic study to become a superior total learning program.

Under Title VIII, of the Higher Education Act, funds are authorized to be granted "to institutions of higher education for the planning, establishment, expansion, or carrying out by such institutions of programs of cooperative education that alternate periods of academic study with periods of related public or private employment that will not only afford students the opportunity to earn through employment funds required toward continuing and completing their education but will, so far as practicable, give them work experience related to their academic or occupational objective." Two hundred and Seventy-six grants were awarded this year for these purposes. Funds are also authorized for the training of persons involved in the administration of cooperative education programs, for projects demonstrating or exploring the feasibility or value of innovative methods of cooperative education, or...for research into methods of improving, developing, or promoting the use of cooperative education programs in institutions of higher education.

Cooperative education is a social invention which is now having its day. It is an innovative way of preparing youth to work in the world in which they will live. It is supported by the Administration, the Congress, the Office of Education and by distinguished educators as a propitious weld of academic and real world learning.

To those who have experienced it first hand, the advantages of cooperative education have been proven and the feared disadvantages dispelled. Persuasive evidence exists that cooperative education is good for the students, good for the college, good for the employer, and good for the larger society. Because support for cooperative education is today a matter of approved public policy and its merits well-founded, we are pleased to provide this information about the Federal program.



Richard J. Rowe
Director
Division of Training and Facilities
Bureau of Higher and Continuing Education
U.S. Office of Education
Washington, D.C. 20202

LEGISLATIVE HIGHLIGHTS OF THE COOPERATIVE EDUCATION PROGRAM

National support for cooperative education came in February, 1967, when President Lyndon Johnson recommended to The Congress a change in the College Work-Study Program which would "for the first time permit us to support Cooperative Education Projects."

Earlier, however, Title III of the Higher Education Act of 1965, included, and still includes, cooperative education as one of the options for developing institutions with Title III grants. Comparatively little use was made of this authorization, however; since the developing institutions had more pressing needs for other expenditures to improve their academic programs and facilities.

On October 1, 1968, Congress amended both the Higher Education Act of 1965 and the Vocational Education Act of 1963. Under the VEA, funds are allocated to the States to support cooperative vocational education for part-time students, principally in the high schools. The amended Higher Education Act authorized funds to enable the Commissioner of Education to make grants to

"institutions of higher education for the planning, establishment, expansion, or carrying out by such institutions of programs of cooperative education that alternate periods of full-time academic study with periods of full-time public or private employment that will not only afford students the opportunity to earn through employment funds required toward continuing and completing their education but will, so far as practicable, give them work experience related to their academic or occupational objective."

A second section of part D of Title IV authorized funds via grants or contracts to institutions of higher education or to other non-profit organizations for the

"training of persons in the planning, establishment, administration, or coordination of programs of cooperative education, or for research into methods of improving, developing, or promoting the use of cooperative education programs in institutions of higher education."

This section of Title IV-D was amended in 1972 to include "projects demonstrating or exploring the feasibility or value of innovative methods of cooperative education."

The 1976 Amendments (Public Law 94-482) made several significant changes in the program. First, the words "full-time" were removed, thus permitting Federal support for parallel programs for part-time students. In addition, the period of eligibility for Federal support was increased from three to five years, and the maximum amount which may be awarded to a single institution for administrative costs was increased



from three to five years, and the maximum amount which may be awarded to a single institution for administrative costs was increased from \$75,000 to \$175,000. Finally, Congress approved priority funding criteria for programs showing a high receptivity for the placement of students in appropriate jobs, and for institutional commitment to support the program after the termination of Federal assistance.

Enacted October 12, 1976, the HEA amendments, Public Law 94-482, expanded the authorization of Federal support for Cooperative Education. Formerly Part D of Title IV of the HEA, cooperative education now is authorized by Title VIII of the Act. This action removes Co-op from the context of student financial assistance (Title IV) and places it in a separate title. The Act, as amended, is on pages 75 and 76 of this Award Booklet.

Prior to the amendment of the Act, the chairman of the House Committee on Education reported: "Few of the programs carried on under present law aroused quite the degree of support in the Committee that was and is enjoyed by the Cooperative Education program, currently authorized by Part D of Title IV. A number of witnesses appeared in the hearings and spoke enthusiastically about the theory and practice of Cooperative Education. The Committee responded in a similar vein...Increasing its authorization, modernizing the language, and finally taking it out of Title IV and giving it the designation and status vacated by the appeal of Title VIII." (House Report No. 94-1086, May 4, 1976)

From its beginning in 1906 at the University of Cincinnati, Cooperative Education has grown to encompass programs, planned or underway, in over a thousand institutions of higher education in every state of the Union. In the course of this expansion, it has demonstrated its very real benefits to undergraduates and their parents, to the administrators and faculty of institutions of higher education, to the employers of Co-op students, and to society at large. Research initiated by Congress and completed in 1977 further showed that the direct return to the Federal government from taxes on student earnings far exceeded the modest support provided by the government through Title VIII.

Information presented in this booklet supplements & up-dates that presented in an earlier publication covering the years 1970-1976.

John L. Chase

John L. Chase, Chief
Cooperative Education Branch
Bureau of Higher and Continuing Education
U.S. Office of Education
Washington, D.C. 20202

COOPERATIVE EDUCATION PROGRAM

Federal Agency: U.S. Office of Education, Bureau of Higher and Continuing Education

Authorization: Higher Education Act of 1965, Title VIII, Public Law 89-329, as amended by P.L. 90-575, Oct. 16, 1968; 92-318, June 23, 1972; and P.L. 94-482, October 12, 1976.

Objectives: To provide Federal support for cooperative education programs including the planning, establishment, expansion, or carrying out of such programs in institutions of higher education. Cooperative Education Programs are those which alternate periods of academic study and public or private employment.

Types of Assistance: Project Grants to institutions of higher education, or combinations thereof, for administrative support; grants to or contracts with institutions of higher education or non-profit organizations for training, research or demonstration projects.

Uses and Use Restrictions: Grants may be used for the planning, establishment, expansion, or carrying out by the funded institutions of programs of cooperative education that alternate periods of academic study and public or private employment; for the training of such program administrators; for research directed toward the promotion of improved programs of cooperative education; and for projects demonstrating or exploring the feasibility or value of innovative methods of cooperative education. Salaries and administrative expenses are payable from these funds. No money appropriated under this program may be used for payment of compensation to students for employment by employers.

Eligibility Requirements: Accredited institutions of higher education, or non-profit organizations - Sec. 803 only.

Applicant Eligibility: Institutions of higher education except "those great institutions where cooperative education is already central to the curriculum." Senate Bill, August 27, 1976.

Beneficiary Eligibility: Same as Applicant eligibility.

Credentials: Applicant must have complied with Federal Civil rights legislation including Title VI of the Civil Rights Act of 1964, Title IX of the Education Amendment of 1972, and Section 504 of the Rehabilitation Act of 1973; and it must meet the definition of an institution of higher education given in Section 1201 of H.E.A. of 1965, as amended. (Except for non-profit agencies)

Application and Award Process: (see below)

Preapplication Coordination: None

Application Procedure: Submit completed application according to the established criteria and instructions to the U.S. Office of Education, Application Control Center, 400 Maryland Avenue, S.W., Washington, D.C. 20202, Attention: 13.510.

Award Procedure: Proposals and applications are evaluated by outside consultants, experts in fields of education, and the OE Division staff. The Grants and Procurement Management Division, Office of Management, issues final Notification of Grant Awards.

Deadline: Announcement published annually in Federal Register; stated on Application Instruction Booklet (usually late Fall).

Range of Approval/Disapproval Time: Approximately 6 months.

Renewals: Same as for new request. (Resubmit proposal).

Assistance Considerations:

Length and Time Phasing of Assistance: Up to but not exceeding 12 months. Federal aid not to exceed 5 Annual Grants. The maximum grant an institution of higher education can receive in a single fiscal year for the Administration of program (Planning, implementing, strengthening and expansion) is \$175,000 to any one such institution and the amount equal to \$125,000 times the number of institutions participating in the consortium; however, no such restriction applies to training, research or demonstration project. Recipients of administration grants must expend not less than was expended in the prior year for their cooperative education efforts.

Post Assistance Requirement: None.

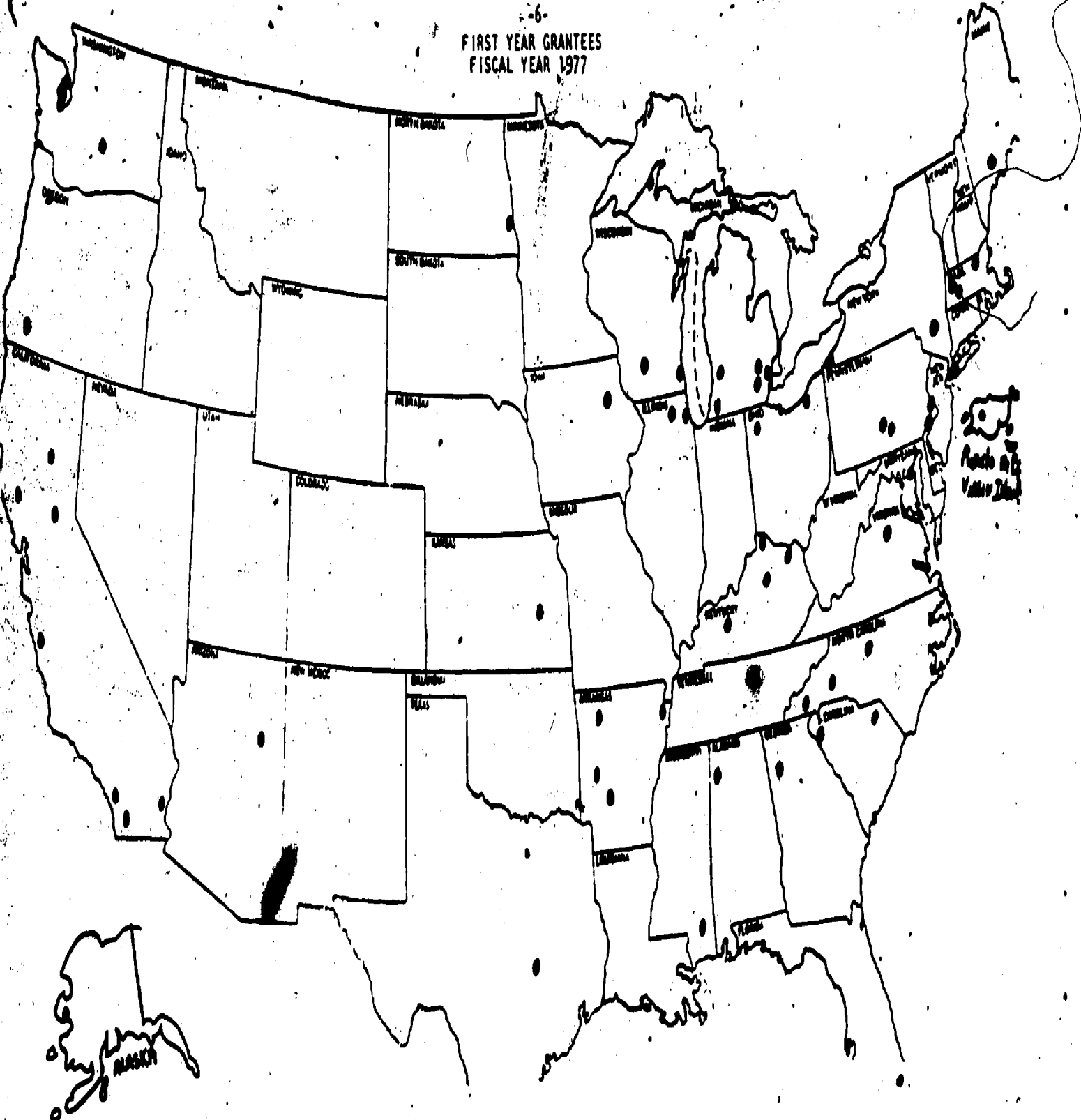
Reports: A progress report and a fiscal report are to be submitted annually, 90 days after the termination of each grant period.

Audits: Subject to a Federal audit anytime during the term of the grant and within a period of 5 years after the termination of Federal support.

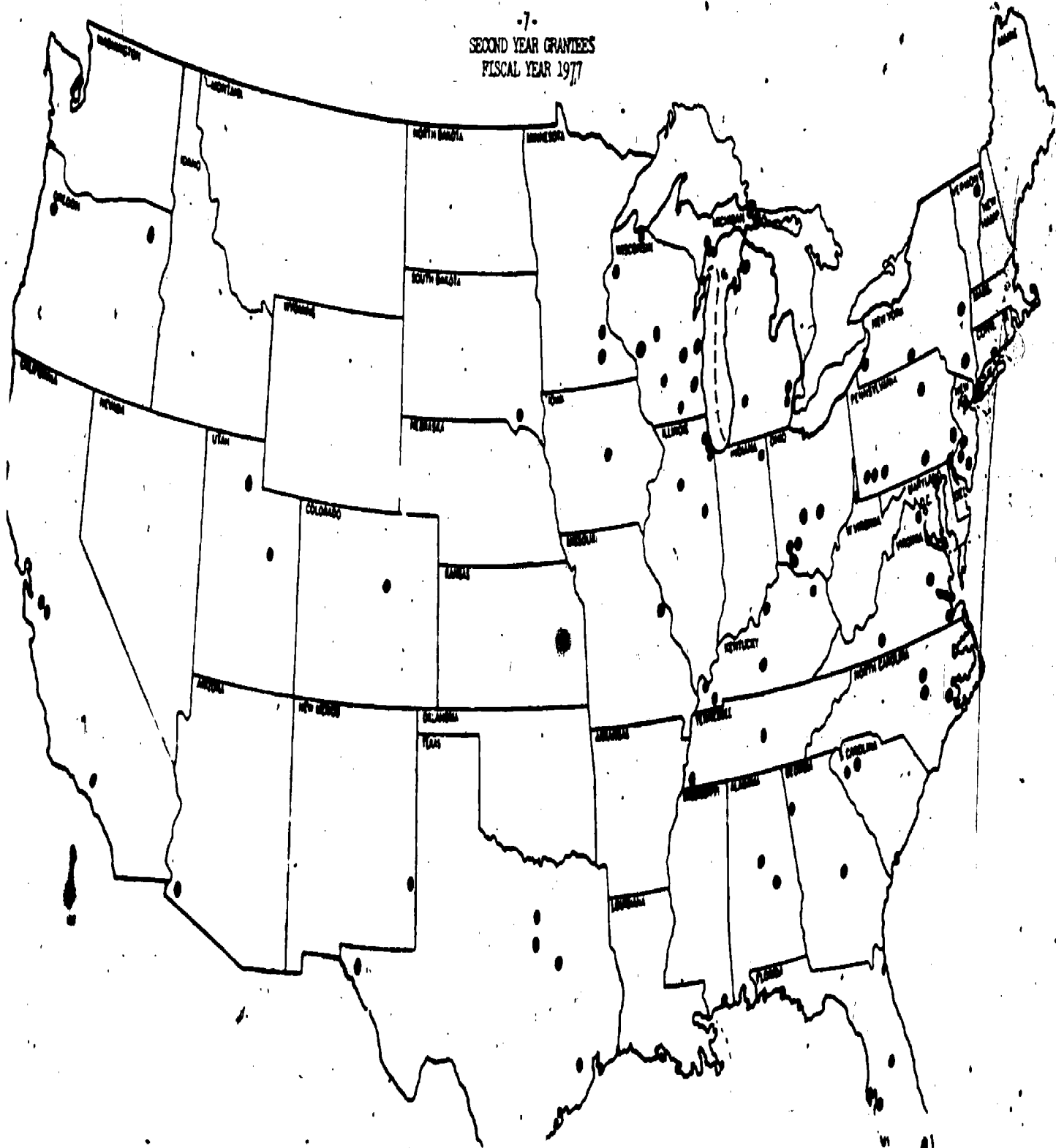
Records: Must be retained for 5 years after the end of the fiscal year during which the expenditures were made or until the grantee is notified that the records are no longer needed.

Information: Cooperative Education Branch, Division of Training and Facilities, Bureau of Higher and Continuing Education, U.S. Office of Education, Washington, D.C. 20202. Telephone (202) 245-2146 or 2484.

-6-
FIRST YEAR GRANTEES
FISCAL YEAR 1977



-7-
SECOND YEAR GRANTEEES
FISCAL YEAR 1977



-8-
THIRD YEAR GRANTEEES
FISCAL YEAR 1977

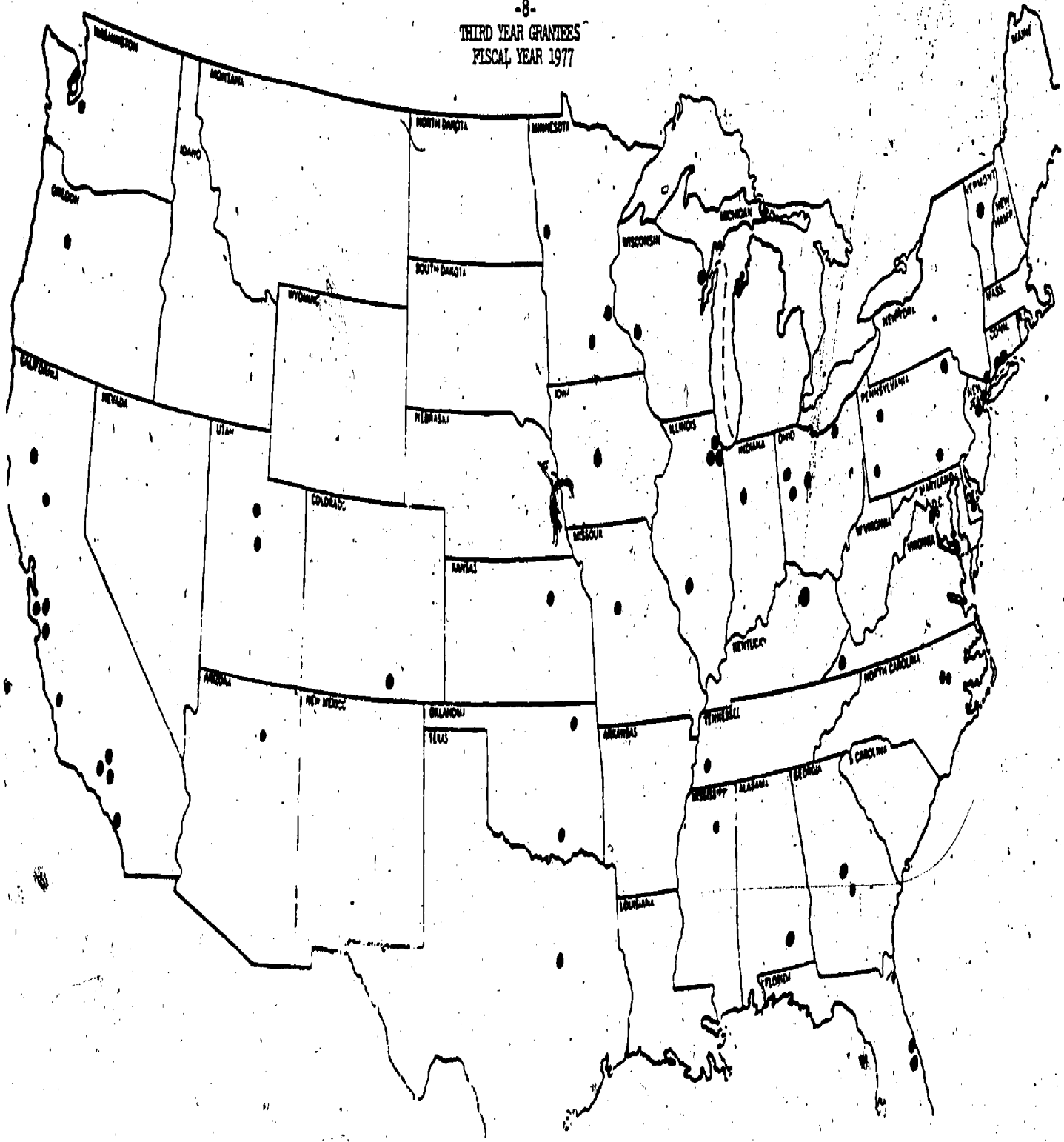


TABLE 1. SUMMARY OF APPLICATIONS AND FEDERAL SUPPORT FOR HIGHER COOPERATIVE EDUCATION IN THE UNITED STATES 1972-77

	1972	1973	1974	1975	1976	1977
Number of Title VIII Applicants	291	648	641	731	593	652
For Administration of Programs		620	579	651	522	602
For Training		11	36	46	44	25
For Research		17	26	34	27	25
Funds Requested	\$10,613,000	\$26,285,720	\$27,991,767	\$33,346,687	\$25,438,634	\$36,405,989
For Administration		24,817,811	24,731,767	29,760,960	22,995,059	33,324,218
For Training		679,231	1,682,279	2,019,238	1,830,974	1,694,459
For Research		788,678	1,577,704	1,566,489	612,601	1,387,312
Number of Grants Awarded	83	355	371	327	284	267
For Administration of Programs	81	339	349	307	266	248
(Institutions Participating)*	92	412	427	390	293	276
For Training	2	12	17	14	15	14
For Research		4	5	6	3	5
Federal Support Granted	\$ 1,700,000	\$10,750,000	\$10,750,000	\$10,750,000	\$10,699,945	\$12,250,000
Administration	1,655,000	10,000,000	10,000,000	10,000,000	9,968,000	11,250,000
Training	45,000	580,000	533,000	503,000	612,901	725,000
Research		170,000	197,000	247,000	119,044	275,000
No. Coop Colleges In U.S.**	311	566	759	954	1,017	1,044
No. Coop Students (Estimate)**	38,000	80,000	140,000	165,000	190,000	215,000
% U.S. Coop Colleges Receiving Title VIII	30%	73%	56%	41%	29%	26%

*Number of Institutions participating in Federally funded Cooperative Education Programs is greater than the number of grants awarded (grantees) because of consortia. 1977 Grant distribution delineated in Table 4 (page 16).
 **Information on Coop Institutions and the estimated number of coop students furnished by James W. Wilson, Director, Cooperative Education Research Center, Northeastern University, Boston.

TABLE 2. SUMMARY OF GRANT AWARDS FOR THE ADMINISTRATION OF HIGHER COOPERATIVE EDUCATION IN THE UNITED STATES, 1972-77, BY NUMBER AND PERCENTAGE OF INSTITUTIONS RECEIVING GRANTS AWARDED AND OF AMOUNT GRANTED, INITIAL AND SUBSEQUENT AWARDS*

YEAR	1st		2nd		3rd		4th		5th		TOTAL
	NO.	%	NO.	%	NO.	%	NO.	%	NO.	%	
1972	92										92
1973	329	79.85	83	20.15							412
1974	50	11.71	295	69.09	82	19.20					427
1975	101	25.90	56	14.36	233	59.74					390
1976	146	49.83	92	31.40	55	18.77					293
1977	63	22.83	89	32.25	63	22.83	60	21.74	1	.36	276
TOTAL	781	41.32	615	32.54	433	22.91	60	3.18	1	.05	1,890
1972	\$ 1,655,000		\$		\$		\$		\$		\$ 1,655,000
1973	7,539,699		2,460,301								\$ 10,000,000
1974	863,826		6,891,653		2,244,521						10,000,000
1975	2,648,000		1,266,000		6,086,000						10,000,000
1976	4,704,000		3,455,000		1,809,000						9,968,000
1977	2,436,200		3,589,200		3,073,877		2,136,723		14,000		11,250,000
TOTAL	\$19,846,725		\$17,662,154		\$13,213,398		\$ 2,136,723		\$ 14,000		\$52,873,000

*Awards in 1970 and 1971 under the College Work-Study appropriation are omitted, because they are not subject to the Title VIII five-year limitation.

TABLE 3, continued)

STATE/REGION	NO. OF AWARDS	PUBLIC	PRIVATE	2YR.	4YR.	TOTAL ADMINISTRATION*
ILLINOIS	16	\$ 301	\$ 296	\$271	\$326	\$ 597
INDIANA	3	\$ 133	\$ 18	\$ 0	\$151	\$ 151
MICHIGAN	14	\$ 333	\$ 241	\$406	\$168	\$ 574
MINNESOTA	5	\$ 151	\$ 156	\$ 51	\$256	\$ 307
OHIO	12	\$ 321	\$ 256	\$131	\$446	\$ 577
WISCONSIN	17	\$ 203	\$ 104	\$113	\$194	\$ 307
REGION V TOTAL	67	\$1,442	\$1,071	\$972	\$1,541	\$2,513
ARKANSAS	6	\$ 198	\$ 0	\$198	\$ 0	\$ 198
LOUISIANA	0	\$ 0	\$ 0	\$ 0	\$ 0	\$ 0
NEW MEXICO	2	\$ 59	\$ 0	\$ 0	\$ 59	\$ 59
OKLAHOMA	2	\$ 109	\$ 0	\$ 60	\$ 49	\$ 109
TEXAS	7	\$ 338	\$ 0	\$163	\$175	\$ 338
REGION VI TOTAL	17	\$ 704	\$ 0	\$421	\$283	\$ 704
IOWA	4	\$ 117	\$ 32	\$117	\$ 32	\$ 149
KANSAS	2	\$ 0	\$ 47	\$ 19	\$ 28	\$ 47
MISSOURI	2	\$ 31	\$ 30	\$ 0	\$ 61	\$ 61
NEBRASKA	1	\$ 0	\$ 22	\$ 0	\$ 22	\$ 22
REGION VII TOTAL	9	\$ 148	\$ 132	\$136	\$143	\$ 279

TABLE 3, continued)

STATE/REGION	NO. OF AWARDS	PUBLIC	PRIVATE	2YR.	4YR.	TOTAL ADMINISTRATION
COLORADO	3	\$ 160	0	\$ 160	0	\$ 160
MONTANA	0	0	0	0	0	0
NORTH DAKOTA	1	\$ 50	0	0	\$ 50	\$ 50
SOUTH DAKOTA	1	\$ 38	0	0	\$ 38	\$ 38
UTAH	4	\$ 135	\$ 40	\$ 85	\$ 90	\$ 175
WYOMING	0	0	0	0	0	0
REGION VIII TOTAL	9	\$ 383	\$ 40	\$ 245	\$ 178	\$ 423
ARIZONA	4	\$ 184	\$ 0	\$ 184	0	\$ 184
CALIFORNIA	22	\$1,013	\$ 90	\$ 527	\$ 576	\$1,103
HAWAII	0	0	0	0	0	0
NEVADA	0	0	0	0	0	0
REGION IX TOTAL	26	\$1,197	\$ 90	\$ 711	\$ 576	\$1,287
ALASKA	1	\$ 40	0	\$ 40	0	\$ 40
IDAHO	0	0	0	0	0	0
OREGON	6	\$ 240	\$ 30	\$ 175	\$ 95	\$ 270
WASHINGTON	8	\$ 323	0	\$ 180	\$ 143	\$ 323
REGION X TOTAL	15	\$ 603	\$ 30	\$ 395	\$ 238	\$ 633
GRAND TOTALS	276	\$8,646	\$2,604	\$5,567	\$5,683	\$11,250

TABLE 4. NUMBER OF TITLE VIII ADMINISTRATION GRANTS, 1972-77,
DISTRIBUTED BY H.E.W. REGIONAL GROUPING OF STATES

REGION	1972	1973	1974	1975	1976	1977	TOTAL	%
I								
Connecticut		5	5	4	4	4	22	
Maine		8	8	10	2	2	30	
Massachusetts	1	10	10	10	8	3	42	
New Hampshire	1	3	2	2	2		10	
Rhode Island	1	1	1	1	2		6	
Vermont		1	2	2	1	2	8	
TOTAL	3	28	28	29	19	11	118	6.24
II								
New Jersey	1	16	16	14	14	14	75	
New York	10	22	20	16	12	11	91	
Puerto Rico	1	4	6	6	3	2	22	
Virgin Islands		1	1	1			3	
TOTAL	12	43	43	37	29	27	191	10.11
III								
Delaware		2	3	2	3	2	12	
District of Columbia	3	6	7	4	1	1	22	
Maryland	3	5	5	4	5	3	25	
Pennsylvania	2	7	5	14	24	15	67	
Virginia	2	12	13	7	9	10	53	
West Virginia	2	4	5	3	1	3	18	
TOTAL	12	36	38	34	43	34	197	10.42
IV								
Alabama	4	19	20	14	7	6	70	
Florida	4	25	25	17	7	8	86	
Georgia	4	12	12	11	5	5	49	
Kentucky	2	8	10	7	10	15	52	
Mississippi	1	8	11	11	5	4	40	
North Carolina	2	22	25	20	8	12	89	
South Carolina	2	11	10	7	5	5	40	
Tennessee	2	15	17	14	7	6	61	
TOTAL	21	120	130	101	54	61	487	25.77

(TABLE 4, continued)

-17-

REGION	1972	1973	1974	1975	1976	1977	TOTAL	%
V								
Illinois	3	14	13	15	8	16	69	
Indiana		12	12	13	4	3	44	
Michigan	3	7	8	10	14	14	56	
Minnesota	9	6	6	5	7	5	38	
Ohio	2	5	3	8	11	12	41	
Wisconsin		8	8	10	15	17	58	
TOTAL	17	52	50	61	59	67	306	16.19
VI								
Arkansas	3	7	11	8	5	6	40	
Louisiana		7	5	7	1		20	
New Mexico	1	3	3	2	1	2	12	
Oklahoma		5	3	4	4	2	18	
Texas		20	20	18	4	7	69	
TOTAL	4	42	42	39	15	17	159	8.41
VII								
Iowa	2	5	5	3	7	4	26	
Kansas	1	12	12	10	2	2	39	
Missouri	1	4	4	4	3	2	18	
Nebraska	1	3	3	2	1	1	11	
TOTAL	5	24	24	19	13	9	94	4.97
VIII								
Colorado	2	5	4	3	7	3	24	
Montana		3	2	3	1		9	
North Dakota		4	4	6	3	1	18	
South Dakota	1	2	2	1	2	1	9	
Utah		4	3	3	6	4	20	
Wyoming		2	1	1			4	
TOTAL	3	20	16	17	19	9	84	4.45

(TABLE 4, Continued)

-18-

REGION	1972	1973	1974	1975	1976	1977	TOTAL	%
IX								
Arizona	1	3	3	3	2	4	16	
California	10	22	25	21	25	22	125	
Hawaii	1	8	8	7	1		25	
Nevada		1	2	4	1		8	
TOTAL	12	34	38	35	29	26	174	9.21
X								
Alaska		2	2	2	3	1	10	
Idaho		2	1	1	1		5	
Oregon	1	4	4	5	4	6	24	
Washington	2	5	11	10	5	8	41	
TOTAL	3	13	18	18	13	15	80	4.23
U.S. TOTAL	92	412	427	390	293	276	1890	100%

TABLE 5. DISTRIBUTION OF TITLE VIII ADMINISTRATION GRANTS, 1972-77, BY STATE, NUMBER, PERCENTAGE OF TOTAL AND RANK ORDER

RANK	STATE	NO.	%	RANK	STATE	NO.	%
1	California	125	6.61	28	Maryland	25	1.32
2	New York	91	4.82	29	Colorado	24	1.27
3	North Carolina	89	4.71	30	Oregon	24	1.27
4	Florida	86	4.55	31	Connecticut	22	1.17
5	New Jersey	75	3.97	32	District of Columbia	22	1.17
6	Alabama	70	3.70	33	Puerto Rico	22	1.17
7	Illinois	69	3.65	34	Louisiana	20	1.06
8	Texas	69	3.65	35	Utah	20	1.06
9	Pennsylvania	67	3.54	36	Missouri	18	.95
10	Tennessee	61	3.23	37	North Dakota	18	.95
11	Wisconsin	58	3.07	38	Oklahoma	18	.95
12	Michigan	56	2.96	39	West Virginia	18	.95
13	Virginia	53	2.80	40	Arizona	16	.85
14	Kentucky	52	2.75	41	Delaware	12	.63
15	Georgia	49	2.59	42	New Mexico	12	.63
16	Indiana	44	2.33	43	Nebraska	11	.58
17	Massachusetts	42	2.22	44	Alaska	10	.53
18	Ohio	41	2.17	45	New Hampshire	10	.53
19	Washington	41	2.17	46	Montana	9	.48
20	Arkansas	40	2.12	47	South Dakota	9	.48
21	Mississippi	40	2.12	48	Nevada	8	.42
22	South Carolina	40	2.12	49	Vermont	8	.42
23	Kansas	39	2.06	50	Rhode Island	6	.32
24	Minnesota	38	2.01	51	Idaho	5	.26
25	Maine	30	1.59	52	Wyoming	4	.21
26	Iowa	26	1.38	53	Virgin Islands	3	.16
27	Hawaii	25	1.32				
						1890	100%

TABLE 6. COOPERATIVE EDUCATION TRAINING GRANTS, 1972-77

		1972	1973	1974	1975	1976	1977
UNITED STATES		\$45,000	\$580,000	\$553,000	\$508,000	\$612,901	\$725,000
Alabama	Auburn University Daniel Payne College		28,000			25,000	25,000
Arizona	Navajo Community College Consortium Hohokam Sapa of D.Q. University Lakota Higher Education Center Sinte Gleska, S.D. Standing Rock Community College, N.D. Turtle Mountain Community College, N.D.		125,000	35,000			
California	California State University, Fullerton Coast Community College District Pasadena City College San Mateo Community College District University of the Pacific		26,000	10,000	37,000	14,763 48,341	38,880 55,000
Colorado	Fort Lewis College Northeastern Junior College			13,000			40,000
Florida	Broward Community College Florida Junior College - Northeast Florida Cooperative Education Consortium Florida State Board of Regents University of South Florida, (Southeastern Center for Cooperative Education) Brevard Community College		40,000	3,000 20,000	65,000	45,000 80,000 23,125	92,000
Hawaii	Hawaii Pacific College				9,000		
Kentucky	University of Kentucky Community College System				36,000	42,000	46,000
Maine	University of Maine		33,000	28,000			

(TABLE 6, CONTINUED)

-21-

COOPERATIVE EDUCATION TRAINING GRANTS

		1972	1973	1974	1975	1976	1977
UNITED STATES							
Massachusetts	National Commission for Cooperative Education		\$110,000	\$100,000	\$ 70,000	\$ 50,000	\$ 86,184
	Northeastern University (Center for Cooperative Education)	\$ 25,000	95,000	60,000	70,000	80,000	89,740
Michigan	University of Detroit (Midwest Center for Cooperative Education)			30,000	35,000	61,450	65,000
Minnesota	Normandale Community College					21,256	20,234
New York	City University (Cooperative Education Training Center)			31,000	40,000		
North Carolina	North Carolina A&T State University (Consortium)	20,000	17,000				
Ohio	Central State University (Center for Advancement of Cooperative Education)			30,000	30,000	38,000	
	University of Cincinnati (Career Dynamics Center)		44,000	49,000	16,000	47,070	47,810
Pennsylvania	Temple University (Cooperative Education Training Center)		29,000	29,000	33,000	30,000	42,000
Puerto Rico	Inter-American University, Bayamon Branch				15,000	25,896	43,152
Texas	Texas Southern University (Cooperative Education Training Center)			20,000	25,000	26,000	34,000
Virginia	Virginia Polytechnic Institute & State University (Mid-Atlantic Center for Cooperative Education)		30,000	20,000	42,000		
West Virginia	Alderson-Broaddus College		3,000	10,000			

TABLE 7. COOPERATIVE EDUCATION RESEARCH GRANTS, 1972-77

		1972	1973	1974	1975	1976	1977
UNITED STATES			\$170,000	\$197,000	\$247,000	\$119,044	\$275,000
Alabama	Auburn University Tuskegee Institute			25,000		9,044	
Florida	Broward Community College Miami-Dade Community College		13,000	2,000			
Massachusetts	National Commission for Cooperative Education Northeastern University		32,000 75,000	40,000	50,000	60,000	92,920
Michigan	Detroit Institute of Technology			75,000	55,000		
New York	Borough of Manhattan Community College CUNY, Graduate Center La Guardia Community College Pratt Institute		50,000		32,000 20,000	50,000	113,269 55,000
North Carolina	Montreat-Anderson College				40,000		
Pennsylvania	University of Pittsburgh			55,000	50,000		
Utah	Utah State University						13,811

TABLE 8. SUMMARY: AWARDS FOR COOPERATIVE EDUCATION PROGRAMS
BY TYPE, NUMBER AND AMOUNT
FISCAL YEAR 1977

	FIRST YEAR		SECOND YEAR		THIRD YEAR		FOURTH YEAR		FIFTH YEAR		TOTAL	
	NO.	AMOUNT	NO.	AMOUNT	NO.	AMOUNT	NO.	AMOUNT	NO.	AMOUNT	NO.	AMOUNT
ADMINISTRATION	67	\$2,529,000	87	\$3,633,000	57	\$2,898,000	64	\$2,176,000	1	\$ 14,000	276	\$11,250,000
RESEARCH	3	\$ 127,080			1	\$ 55,000			1	\$ 92,920	4	\$ 275,000
TRAINING	1	\$ 40,000	4	\$ 139,114	2	\$ 89,152	7	\$ 456,734			14	\$ 725,000
TOTALS	71	\$2,696,080	91	\$3,772,114	60	\$3,042,152	71	\$2,632,734	2	\$106,920	294	\$12,250,000

TABLE 9. SUMMARY: COOPERATIVE EDUCATION GRANTEEES
BY TYPE, NUMBER AND AMOUNT
FISCAL YEAR 1977

TYPE OF GRANTEE	ADMINISTRATION		TRAINING		RESEARCH		TOTALS	
	NO.	AMOUNT	NO.	AMOUNT	NO.	AMOUNT	NO.	AMOUNT
2-YR. PUBLIC	135	\$ 5,191,000	3	\$106,234			138	\$ 5,297,234
4-YR. PUBLIC	75	\$ 3,615,000	6	\$279,690	3	\$127,080	84	\$ 4,021,770
2-YR. PRIVATE	11	\$ 376,000	1	\$ 43,152			12	\$ 419,152
4-YR. PRIVATE	55	\$ 2,068,000	3	\$209,740	2	\$147,920	60	\$ 2,425,660
OTHER			1	\$ 86,184			1	\$ 86,184
TOTALS	276	\$11,250,000	14	\$725,000	5	\$275,000	295	\$12,250,000

TABLE 10. SUMMARY OF INSTITUTIONS AWARDED GRANTS FOR THE ADMINISTRATION OF COOPERATIVE EDUCATION PROGRAMS
BY TYPE OF INSTITUTION AND BY YEAR OF AWARD
FISCAL YEAR 1977

TYPE OF GRANTEE INSTITUTION	1ST YEAR GRANT		2ND YEAR GRANT		3RD YEAR GRANT		4TH YEAR GRANT		5TH YEAR GRANT		TOTAL AWARDS	
	NO.	AMOUNT	NO.	AMOUNT	NO.	AMOUNT	NO.	AMOUNT	NO.	AMOUNT	NO.	AMOUNT
2-YR. PUBLIC	36	\$ 1,313,000	41	\$ 1,757,000	18	\$ 866,000	39	\$ 1,241,000	1	\$ 14,000	135	\$ 5,191,000
2-YR. PRIVATE	5	169,000	2	60,000	1	50,000	3	97,000			11	376,000
TOTAL 2-YR. INSTITUTIONS	41	\$ 1,482,000	43	\$ 1,817,000	19	\$ 916,000	42	\$ 1,338,000	1	\$ 14,000	146	\$ 5,567,000
AVER. GRANT 2-YR. INSTITUTIONS		\$ 36,146		\$ 42,225		\$ 48,210		\$ 31,857		\$ 14,000		\$ 38,130
4-YR. PUBLIC	10	\$ 468,000	27	\$ 1,262,000	23	\$ 1,322,000	15	\$ 563,000			75	\$ 3,615,000
4-YR. PRIVATE	16	579,000	17	554,000	15	660,000	7	275,000			55	2,068,000
TOTAL 4-YR. INSTITUTIONS	26	\$ 1,047,000	44	\$ 1,816,000	38	\$ 1,982,000	22	\$ 838,000			130	\$ 5,683,000
AVER. GRANT 4-YR. INSTITUTIONS		\$ 40,000		\$ 41,272		\$ 52,157		\$ 38,090				\$ 43,715
TOTAL NUMBER OF INSTITUTIONS	67	\$ 2,529,000	87	\$ 3,633,000	57	\$ 2,898,000	64	\$ 2,176,000	1	\$ 14,000	276	\$ 11,250,000
AVERAGE GRANT ALL INSTITUTIONS		\$ 37,746		\$ 41,758		\$ 50,842		\$ 34,000		\$ 14,000		\$ 40,760

COOPERATIVE EDUCATION RESEARCH PROGRAMS
TITLE VIII, HEA FISCAL YEAR 1977

Dr. Ralph A. Ranaid
The City University of New York
Graduate School and University Center
33 West 42nd Street
New York, New York 10036
(212) 874-2699

To test the hypothesis that Cooperative Education students in the City University have a total success rate, which exceeds that of the generality of the City University undergraduate student population as a whole. Further, to see if it is possible to document the assertion that minority students, and especially such students from a Spanish or other bilingual/bicultural background, measurably benefit very greatly from carefully-planned Co-operative Education programs.

Professor Barbara R. Heller
Graduate School & University Center
City University of New York
Center for Advanced Study in Education
33 West 42nd Street
New York, New York 10036
(212) 636-3519

To survey the condition of education with respect to sex differences in an important area - cooperative education, as defined and implemented under Title VIII of the Higher Education Act of 1965, as amended. The broad intent is to improve the capacity-building of cooperative education programs by increasing awareness of cultural (i.e., sexual) employer expectations as they relate to the satisfaction of all participants.

Professor Joan Wertheim
Pratt Institute
Brooklyn, New York 11205
(212) 636-3548

To explore the differential impact of co-op experience on women; What are the effects of co-op participation upon a college woman's commitment to a career, her occupational interests, her values, her personal growth, and the stability of and satisfaction with her career choices.

COOPERATIVE EDUCATION RESEARCH PROGRAMS
TITLE VIII, HEA FISCAL YEAR 1977

Dr. William A. Stull
Utah State University
Department of Business Education
UMC 35, Dept. of Business Education
Logan, Utah 84322
(801) 752-4100 (Ext: 7980)

Provide a detailed description of the essential characteristics of the cooperative education director. Determine:

- (1) The role (actual and ideal) of cooperative education directors as perceived by directors, their immediate supervisors, and faculty who actively participate in the program;
- (2) Differences in role perception (actual and ideal) exist among directors, their immediate supervisors, and faculty who actively participate in the program to determine if role congruence or conflict exist;
- (3) Differences in role perception (actual and ideal) exist among cooperative education directors from two-and four-year colleges; and
- (4) Relationship between the actual and ideal role of cooperative education directors.

Dr. James W. Wilson, Director
Cooperative Education Research Center
Northeastern University
360 Huntington Avenue
Boston, Massachusetts 02115
(617) 437-3780

- (1) To initiate and complete during fiscal year 1977-78 a thorough and systematic evaluation of Title VIII supported Training programs, providing both the Cooperative Education Branch and potential directors of Training programs with recommendations for conducting future Training of cooperative education personnel.
- (2) To conduct the sixth annual study of the cooperative education program population and the essential characteristics of programs, and to deliver to the National Commission for Cooperative Education a print-ready list of cooperative education programs throughout the United States and Canada.
- (3) To Continue the existing informational services of the Research Center.
- (4) To conclude projects now in progress and to initiate new ones.

COOPERATIVE EDUCATION TRAINING PROGRAMS
TITLE VIII, HEA FISCAL YEAR 1977

Bernard Hyink, Director
Center for Cooperative Education
California State University of
Fullerton
Fullerton, California 92634
(714) 870-2171

The Southwestern Center for Cooperative Education will conduct a series of institutes and workshops intended to develop and strengthen cooperative education programs in Southern California, Arizona, New Mexico, Nevada, Hawaii and parts of Texas and Utah. The following training programs are planned: November, one-day seminar for college and university presidents in Southern California, introducing them to the educational values and benefits of cooperative education; December, a one-day workshop in Southern California for new and experienced co-op directors on presidential perspectives and federal funding under Title VIII; a series of four one-day workshops planned primarily for faculty members, academic deans, and academic department chairpersons with emphasis upon the educational value of cooperative education, how co-op is integrated with the academic program, and the role of the faculty coordinator. These workshops will be held on the campus of a host institution and consultants will be faculty and deans from various campuses with experience in cooperative education; a two-day of cooperative education; and a one-day workshop in May, in Southern California, primarily for private and public employers and offered in cooperation with the California Cooperative Education Association.

Follow-up evaluations of all programs will be made.

Stanley Wall, Director
University of Kentucky
Community College System
102 Breckinridge Hall
Lexington, Kentucky 40506
(606) 258-8607

The Midwest Center for Cooperative Education is sponsoring a series of cooperative education training workshops. The training activities are designed to address the concerns of the two-year postsecondary institution.

Some of the major areas to be addressed during the current year include: faculty roles, involvement and support of the cooperative education program; developing creditable program objectives; evaluating the total effectiveness of the cooperative education program; developing employer support and student participating in the co-op concept; federal and state support of cooperative education; and cost effectiveness of cooperative education.

COOPERATIVE EDUCATION TRAINING PROGRAMS
TITLE VIII, HEA FISCAL YEAR 1977

Roy L. Wooldridge, President
National Commission for
Cooperative Education
360 Huntington Avenue
Boston, Massachusetts 02115
(617) 437-3778

The National Commission, in conjunction with CEA and CED, continues its training program for presidents and chancellors of educational institutions. Whenever possible, these programs are conducted in conjunction with a local federally funded training center in order to ensure adequate follow-up activity. In addition, the Commission continues to assist various cooperative education institutions in setting up employer training programs.

New training program aids being developed this year are an audio-visual presentation that can be used to attract students to cooperative education and a study of state laws pertaining to cooperative education with the objective of developing a model state law.

As in the past, the National Commission assists in the training of all cooperative education personnel by producing and distributing the monthly newsletter, The Co-op Bulletin. The Commission also will distribute the 5th edition of its directory entitled Undergraduate Programs of Cooperative Education in the United States and Canada to approximately 30,000 high school students, parents, educators, and employers across the country.

James T. Godfrey, Director
University of the Pacific
Western Center for Cooperative
Education
3601 Pacific Avenue
Stockton, California 95211
(209) 946-2164

The following training activities will be conducted by the Western Center for Cooperative Education during the 1977-78 grant year: Two three-day institutes - in Salt Lake City and Portland, Oregon - during the fall of 1977, aimed at providing basic skills for new CO-OP Directors and Coordinators and updating experienced CO-OP Administrators. In the late winter and spring, two two-day institutes will be offered for Community College CO-OP Administrators-one-day conferences for high school counselors will be held in the San Francisco Bay Area, patterned after the successful format developed by Auburn University. A Liberal Arts Cooperative Education Institute will be offered in Stockton in the early summer; a two-day institute will be offered in the Rocky Mountain Region as a more-specialized follow-up to the institute conducted in Denver last year.

COOPERATIVE EDUCATION TRAINING PROGRAMS
TITLE VIII, HEA FISCAL YEAR 1977

Dr. Bernard J. Raphael, Director
Upper Midwest Institute for Cooperative
Education and Management
Normandale Community College
9700 France Avenue, South
Bloomington, Minnesota 55431
(612) 831-5001

The Upper Midwest Institute for Cooperative Education Training and Management located at Normandale Community College (Bloomington, Minnesota) has as its primary functions for the academic year 1977-78:

1. The development of five workshops concerned with the general theme: "Development of Planning, Operating, and Evaluating Cooperative Education Programs In Higher Education." The workshops are geared primarily to two year college personnel and to four year colleges with strong articulation with two year colleges.

The development and planning of the workshops include offering:

- (a) Two workshops concerned with "The Coordinator's Role In Development, Organization, and Management of Cooperative Education In Higher Education." Both workshops are planned for offering in Fall, 1977.
- (b) Three workshops concerned with: "Faculty, Staff, and Employer Development for Working with the Cooperative Education Program In Higher Education." One of the three workshops is planned for Winter, 1978 and two are planned for Spring, 1978.

All workshops are concerned with management techniques for goal setting and evaluation, as well as theoretical information such as cooperative education models, career development of students, development of placement sites and working with employers, and the placement of students: vocational-technical, business, and liberal arts.

2. The development of five on-campus one to two day workshops for participants in workshops sponsored by the Upper Midwest Institute. The intent of the on-campus workshop is to provide continuity and follow-up services for workshop participants, especially in the areas of assessment and evaluation. The workshops are also intended to expand the concept of Cooperative Education in a geographical area by having the "host" college to invite other institutions within the geographical area to participate in the workshop.

COOPERATIVE EDUCATION TRAINING PROGRAMS
TITLE VIII, HEA FISCAL YEAR 1977

Frank Vandegrift, Director
Cooperative Education
Auburn University
209 Sanford Hall
Auburn, Alabama 36830
(205) 826-5410

Richard Gritz, Director
Northeastern Junior College
100 College Drive
Sterling, Colorado 80751
(303) 522-6600

Bruce T. Evans, Director
Training Grant Administrator
Career Dynamics Center
University of Cincinnati
Cincinnati, Ohio 45221
(513) 475-3061

Ten (10) or more one day In-Service Training Workshop Conferences for secondary school counselors in Alabama and surrounding states to orient high school counselors on the benefits and the mechanics of the cooperative method of education and to acquaint them with the various institutions which offer co-op programs. Cooperative Education staff personnel from surrounding postsecondary schools will be used as resource people and consultants. Meetings will be coordinated with the local co-op institutions and the secondary school officials to facilitate compatible geographic and calendar requirements. Conference procedure guidelines will be developed and published for use by the Nation's Cooperative Education program directors.

Northeastern Junior College is conducting a training program for community college cooperative education personnel in a seven state area (Arizona, Colorado, Kansas, Nebraska, New Mexico, Utah, and Wyoming). The training program consists of two, two and one-half day training sessions with follow-up consulting visits arranged for participants on request. The training program is serving two year college administrators, Cooperative Education directors and faculty members who are involved in or wish to become involved in Cooperative Education programs within their institutions.

The Center will conduct six employer training institutes located throughout the country. Major thrust of the training is to encourage employer participation in cooperative education. Programs to be tailored to the needs of institutions expressing a strong commitment to conduct employer training and willingness to participate as a co-sponsor of meetings.

Length and scope of institutes will vary according to the needs of the co-sponsoring institution. Meetings will be held in large metropolitan areas, small cities, as well as, rural communities.

Sites to be selected at the request of educational institutions.

COOPERATIVE EDUCATION TRAINING PROGRAMS
TITLE VIII, HEA FISCAL YEAR 1977

Paul E. Dube, Director
Center for Cooperative Education
Northeastern University
360 Huntington Avenue
Boston, Massachusetts 02115
(617) 437-3776

The major focus of Northeastern's Center for Cooperative Education training programs during the 1977-78 academic year has concentrated on twelve four-day programs including a range of topics from planning, implementing and the mechanics of cooperative education programs, Co-op in the Liberal Arts to developing jobs-sales techniques, employer participation, and career education-development. Two-day programs in evaluation training and institutional team training are presented as distinct and highly individualized seminars.

The Center also sponsors a four-week summer institute program on "The Coordinator as an Educator" which offers eight graduate credits (credits earned are paid for by students) and the opportunity to obtain comprehensive training in all aspects of cooperative program management.

The Mobile Training teams expect to conduct eight three-day programs centering on faculty and administrative involvement, coordinator training and employer orientation.

Donald C. Hunt, Director
University of Detroit
The Midwest Center for C.E.
4001 West McNichols
Detroit, Michigan 48221
(313) 927-1017

The Midwest Center will present the five following special topics as part of our Institutes:

1. Administrative Patterns for Cooperative Education
2. Career Planning in Cooperative Education
3. Employers as Faculty
4. Legal Problems in Cooperative Education
5. Evaluations

Employers as faculty is a new concept where permanent employers of Cooperative Education students will serve as institute Faculty and discuss career indoctrination, coordinator responsibilities, initial selection for interviews, interviewing techniques, employer selection, training responsibilities, coordinator follow-ups, evaluation of student performance, supervisor responsibilities student-counseling by both the employer and the college, and special programs for minorities and the handicapped. These employer influenced institutes will be held separately for Engineering, Business, Liberal Arts, and Community Colleges.

**COOPERATIVE EDUCATION TRAINING PROGRAMS
TITLE VIII, HEA FISCAL YEAR 1977**

Robert L. Prater, Director
Cooperative Education Training
Center
Texas Southern University
3801 Wheeler
Houston, Texas 77004
(713) 527-7142

The Cooperative Education Training Program at Texas Southern University is designed to acquaint new and inexperienced co-op directors and coordinators with the techniques of program planning, implementation, strengthening, and the identification and development of leadership among the disadvantaged institutions. Emphasis will also be given to experienced directors and coordinators who would like to obtain information that may be used to further develop their cooperative education programs.

Workshops are generally 2 1/2 - 3 days long covering such critical areas as job development, the job market, strategies for getting faculty and administrative commitment, proposal writing, student recruitment, etc. At least two one-day sessions are conducted for high school counselors and secondary teachers.

Services provided by the Center include:

1. Visitation by staff members to institutions requesting assistance in staff and program development;
2. providing services and visitation with those participants who have previously attended workshops, if needed;
3. collecting and distributing films, brochures, and other materials to institutions that are development co-op programs.
4. Arranging on-site consulting services by nationally known consultants in those cases where the consultant is nearer the institution needing services than TSU.

COOPERATIVE EDUCATION TRAINING PROGRAMS
TITLE VIII, HEA FISCAL YEAR 1977

George H. Miller, Director
Southeastern Center for
Cooperative Education
University of South Florida
LET 285
Tampa, Florida 33620
(813) 974-4048

The Southeastern Center for Cooperative Education will conduct a series of 14 or more major workshops designed to serve all segments of the Cooperative Education community including; Directors and coordinators, both new and experienced; administrators, counselors, support personnel; graduate level; employers, faculty, admission officers, and career planning personnel; evaluators of cooperative education programs; and those desiring a period of intern experience with professional co-op staff personnel. Workshops have sessions geared to student relations, faculty relations, employer relations, budgeting and funding, student benefits, alternating, parallel, and extended day plans, management and promotion, placement, minorities, and the evaluation of the cooperative program, plus other sessions pertinent to the co-op field.

Southeastern Center workshops give attention to all disciplines including; Engineering, Business, Liberal Arts, Education, and the Sciences. Leadership for workshops includes not only the Center staff but selected national leaders in the Cooperative Education Field.

Ada R. de Marin, Director
Cooperative Education
Training Center
Inter American University
G.P.O. Box 3255
San Juan, PR 00936
(809) 780-4040 X28

Planned are workshops for institutions of higher education and employers in Puerto Rico for planning and implementing new programs and for those strengthening and expanding existing programs to provide viable articulation with all institutions and employers. Special attention to college presidents, administrators, counselors, and employers.

William C. Gutman, Director
Cooperative Education
Training Center
Temple University
Broad St. & Montgomery Ave.
Philadelphia, PA 19122
(215) 787-1241

The workshops at the Training Center will continue to provide training opportunities for new and experienced coordinators and for industrial representatives involved in Cooperative Education. In addition a program of workshops to be held on-site for individual institutions and consortiums will be developed and implemented. There will also be programming aimed at expanding Cooperative Education within industries.

TITLE VIII, Higher Education Act
COOPERATIVE EDUCATION PROGRAM ADMINISTRATION

STATE	INSTITUTION	PUBLIC		PRIVATE		FEDERAL GRANTS					
		2 yr.	4 yr.	2 yr.	4 yr.	FY 72	FY 73	FY 74	FY 75	FY 76	FY 77
ALABAMA						\$	\$	\$	\$	\$	\$
	Consortium:										
	Alabama A&M University, Normal		X			20,000	25,000	25,092*	15,000		
	John C. Calhoun State Community College, Decatur	X					19,000	18,727	22,000		
	Northeast Alabama State Junior College, Rainsville	X					19,000	18,727	22,000		
	Northwest Alabama State Junior College, Phil Campbell	X					19,000	18,727	22,000*		
	Snead State Junior College, Boaz	X					19,000	18,727	22,000		
	Alabama State University, Montgomery		X				30,000	10,000			
	Alexander City State Junior College, Alexander	X								30,000	31,000
	Auburn University, Auburn		X				17,000	15,000	14,000		
	Auburn University, Montgomery		X					12,000	24,000	25,000	
	Brewer State Junior College, Fayette	X									30,000
	Daniel Payne College, Birmingham			X		20,000		25,000			
	Enterprise State Junior College, Enterprise	X					20,000	20,000	28,000		
	Gadsden State Junior College, Gadsden	X					19,000	15,000	35,000		37,000
	Jefferson State Junior College, Birmingham	X					20,000	30,000	35,000		26,000
	Lawson State Community College, Birmingham	X					25,000	30,000	32,000		
	Lurleen B. Wallace State Junior College, Andalusia	X					20,000			24,000	
	Miles College, Birmingham			X			24,000	24,000	20,000		
	S.D. Bishop State Junior College, Mobile	X					15,000	20,000		30,000	
	Stillman College, Tuscaloosa			X		20,000	30,000	20,000			

* Fiscal Agent for Consortium

TITLE VIII, Higher Education Act
COOPERATIVE EDUCATION PROGRAM ADMINISTRATION

STATE	INSTITUTION	PUBLIC		PRIVATE		FEDERAL GRANTS					
		2 yr.	4 yr.	2 yr.	4 yr.	FY 72	FY 73	FY 74	FY 75	FY 76	FY 77
	Troy State University, Troy		X			\$	\$	\$	\$32,000	\$35,000	\$35,000
	Tuskegee Institute, Tuskegee Institute				X		38,000	40,000		35,000	
	University of Alabama, Birmingham		X							34,000	57,000
	University of Alabama, Huntsville		X				30,000	25,000	26,000		
	University of Alabama, University		X			20,000	40,001*	25,000			
	University of South Alabama, Mobile		X				17,000	20,000	18,000		
<u>ALASKA</u>											
	Alaska Methodist University, Anchorage				X		30,000	45,000	30,000		
	University of Alaska:										
	Anchorage Community College, Anchorage	X					30,000	30,000	30,000		
	Juneau-Douglas Community College, Auke Bay	X								34,000	
	Ketchikan Community College, Ketchikan	X								24,000	
	Northwest Community College, Nome	X									40,000
	Sitka Community College, Sitka	X								24,000	
<u>ARIZONA</u>											
	Arizona Western College, Yuma	X								40,000	50,000
	Cochise College, Douglas	X				20,000	24,000	20,000			50,000
	Navajo Community College, Tsalle	X						30,000	20,000		50,000
	Northern Arizona University, Flagstaff		X				25,000		40,000	45,000	
	Northland Pioneer College, Holbrook	X									34,000
	Yavapai College, Prescott	X					25,000	25,000	25,000		

*Includes \$15,001 from University Without Walls Project

TITLE VIII, Higher Education Act
COOPERATIVE EDUCATION PROGRAM ADMINISTRATION

STATE	INSTITUTION	PUBLIC		PRIVATE		FEDERAL GRANTS					
		2 yr.	4 yr.	2 yr.	4 yr.	FY 72	FY 73	FY 74	FY 75	FY 76	FY 77
ARKANSAS											
	Arkansas State University, State University		X							29,000	
	Consortium:								7,000		
	Arkansas College,			X		20,000*	40,000*	32,485*			
	College of the Ozarks, Clarksville			X		**	20,000	32,173			
	Harding College, Searcy			X			17,000	18,184	19,000		
	John Brown University, Siloam Springs			X		**	20,000	28,945			
	Ouachita Baptist University, Arkadelphia			X			25,000	28,945	20,000*		
	Philander Smith University, Little Rock			X			20,000	29,268	19,000		
	Consortium:							2,000	10,000	15,000	16,000
	Arkansas State University, Beebe Branch	X						8,000	20,000	28,000	20,000
	East Arkansas Community College, Forest City	X									37,000
	Garland County Community College, Hot Springs	X									34,000
	Mississippi County Community College, Slytheville	X									32,000
	North Arkansas Community College, Harrison	X									40,000
	Phillips County Community College, Helena	X						8,000*	25,000*	27,000*	19,000*
	Southern Baptist College, Walnut Ridge				X			8,000	20,000	20,000	
	Westark Community College, Fort Smith	X						8,000	15,000	24,000	
	University of Arkansas, Pine Bluff		X				35,000	35,000	35,000		
CALIFORNIA											
	Azusa Pacific College, Azusa				X				23,000	35,000	55,000
	California State University & College										
	San Luis Obispo		X						30,000	39,000	69,000
	Chico		X						25,000	40,000	45,000
	Dominguez Hills		X			15,000	25,000	25,000			
	Fullerton		X						30,000	65,000	66,000

* Fiscal Agent and grant administrator for consortium
** Consortium members with grant administrator.

TITLE VIII, Higher Education Act
COOPERATIVE EDUCATION PROGRAM ADMINISTRATION

STATE	INSTITUTION	PUBLIC		PRIVATE		FEDERAL GRANTS					
		2 yr.	4 yr.	2 yr.	4 yr.	FY 72	FY 73	FY 74	FY 75	FY 76	FY 77
	Long Beach		X			\$	\$	\$	\$	\$	\$
	Los Angeles		X						25,000		
	Northridge		X				18,000	20,000	20,000	40,000	60,000
	Pomona		X								49,914
	Sacramento		X				30,000	25,000			
	San Francisco		X							39,000	70,000
	San Jose		X						30,000	40,000	
	Coast Community College District										
	Golden West College, Huntington Beach	X						18,000	30,000	40,500	
	Orange Coast College, Costa Mesa	X						18,000	30,000	40,500	
	Coastline Community College, Fountain Valley	X									40,000
	College of Marin, Kentfield	X					25,000	25,000			
	College of Notre Dame, Belmont				X					40,000	
	Columbia Junior College, Columbia	X						31,000		40,000	
	Compton Community College, Compton	X							30,000	55,000	70,000
	East Los Angeles College, Monterey Park	X									50,000
	El Camino College, Torrance	X									47,000
	Foothill De Anza Community College District										
	De Anza College, Cupertino	X					25,000	30,000	26,000		
	Foothill College, Los Altos Hills	X									
	Hartnell College, Salinas	X				20,000	30,000	30,000			39,000
	Johnston College, Redlands				X	15,000	35,000	25,000			
	Long Beach City College, Long Beach	X							30,000	45,000	60,000
	Los Angeles Community Colleges										
	Los Angeles City College, Los Angeles	X								35,000	

TITLE VIII, Higher Education Act
COOPERATIVE EDUCATION PROGRAM ADMINISTRATION

STATE	INSTITUTION	PUBLIC		PRIVATE		FEDERAL GRANTS					
		2 yr.	4 yr.	2 yr.	4 yr.	FY 72	FY 73	FY 74	FY 75	FY 76	FY 77
	Los Angeles Harbor College, Wilmington	X				\$	\$ 20,000	\$ 25,000		\$	\$
	Los Angeles Pierce College, Woodland Hills	X					25,000	25,000			
	Los Angeles Trade-Technical College, Los Angeles	X					45,000	25,000		40,000	
	Los Angeles Valley College, Van Nuys	X						35,000	25,000		
	Los Medanos College, Pittsburg	X							35,000	35,000	
	Monterey Institute of Foreign Student, Monterey				X						35,000
	Northrup University, Inglewood				X				35,000	35,000	
	Palo Verde Community College, Blythe	X									18,000
	Pasadena City College, Pasadena	X				25,000	45,000	45,000			
	Peralta Community Colleges										
	Colleges of Alameda, Alameda	X					30,000	30,000	35,000		
	Feather River College, Quincy	X					20,000	24,000	30,000		
	Merritt College, Oakland	X				25,000	40,000	40,000			22,000
	Pitzer College, Claremont				X		15,001*				
	Redwoods Community College, Eureka	X								40,000	
	Rio Hondo College, Whittier	X							30,000	34,000	39,000
	Riverside City College, Riverside	X									40,000
	San Diego Community College, San Diego	X								60,000	
	San Jose City College, San Jose	X								38,000	55,000
	San Mateo Community College District					20,000	35,000	48,000			
	Canada College, Redwood City	X									47,000
	College of San Mateo, San Mateo	X									
	Skyline College, San Bruno	X									

*From University Without Walls Project

TITLE VIII, Higher Education Act
COOPERATIVE EDUCATION PROGRAM ADMINISTRATION

STATE	INSTITUTION	PUBLIC		PRIVATE		FEDERAL GRANTS					
		2-yr.	4 yr.	2 yr.	4 yr.	FY 72	FY 73	FY 74	FY 75	FY 76	FY 77
	Santa Monica College, Santa Monica	X				\$	\$	\$	\$	\$ 36,000	\$
	Shasta College, Redding	X								28,000	
	University of California Berkeley		X						18,000		52,000
	Davis		X			20,000	25,000	52,000			
	Los Angeles		X				40,000	35,000	30,000		
	Santa Cruz		X						30,000	40,000	74,000
	University of the Pacific, Stockton				X	40,000	40,000	35,000			
	University of San Francisco, San Francisco				X					40,000	
	World College West, San Rafael				X			10,000			
<u>COLORADO</u>											
	Arapahoe Community College, Littleton	X								27,000	50,000
	Colorado State University, Fort Collins		X				19,000		40,000	55,000	
	Fort Lewis College, Durango		X			22,000	35,000	37,000			
	Metropolitan State College, Denver		X				25,000	30,000		44,000	
	Northeastern Junior College, Sterling	X						20,000	45,000	60,000	65,000
	Trinidad State Junior College, Trinidad	X							21,000	35,000	45,000
	University of Colorado, Boulder		X			20,000	40,000	30,000			
	University of Colorado, Denver		X							36,000	
	University of Denver, Denver				X		30,000			35,000	

TITLE VIII, Higher Education Act
COOPERATIVE EDUCATION PROGRAM ADMINISTRATION

STATE	INSTITUTION	PUBLIC		PRIVATE		FEDERAL GRANTS					
		2 yr.	4 yr.	2 yr.	4 yr.	FY 72	FY 73	FY 74	FY 75	FY 76	FY 77
CONNECTICUT											
	Connecticut Regional Community Colleges						17,600	29,000			
	Asnuntuck Community College, Enfield	X					4,100	4,000	25,000	25,000	14,000
	Greater Hartford Community College, Hartford	X					5,100*	4,000*			
	Manchester Community College, Manchester	X					4,100	4,000			
	Tunxis Community College	X					4,100	4,000			
	Higher Education Center for Urban Studies										
	Housatonic Community College, Bridgeport	X							23,000	35,000	40,000
	Sacred Heart University, Bridgeport				X				23,000	34,000*	20,000
	University of Bridgeport, Bridgeport		X							50,000	70,000
	Post Junior College, Waterbury				X		25,000	25,000	30,000		
DELAWARE											
	Delaware Technical and Community Colleges:										
	Georgetown	X								39,000	
	Wilmington	X					30,000	20,000	20,000		
	Goldey Beacom College, Wilmington				X					26,000	20,000
	University of Delaware, Newark		X				35,000	30,000			
	Wesley College, Dover				X				25,000	40,000	50,000
DISTRICT OF COLUMBIA											
	American University				X		12,000	30,000	60,000		76,000
	University of D.C.										
	D.C. Teachers College		X			15,000	25,000	25,000			
	Federal City College		X			25,000	40,000	30,000			
	Washington Technical Institute		X			37,000	45,000	35,000			

*Fiscal Agent

TITLE VIII, Higher Education Act
COOPERATIVE EDUCATION PROGRAM ADMINISTRATION

STATE	INSTITUTION	PUBLIC		PRIVATE		FEDERAL GRANTS					
		2 yr.	4 yr.	2 yr.	4 yr.	FY 72	FY 73	FY 74	FY 75	FY 76	FY 77
	Gallaudet College				X	\$	\$	\$ 30,000	\$ 39,000	\$ 55,000	\$
	George Washington University				X		25,000	25,000	25,000		
	Howard University				X		45,000	45,000	40,000		
<u>FLORIDA</u>											
	Bethune Cookman College, Daytona Beach				X		40,000	25,000	30,000		
	Brevard Community College, Cocoa Beach	X					25,000	25,000	34,000		
	Broward Community College, Fort Lauderdale	X				20,000	30,000	30,000			23,000
	Central Florida Community College, Ocala	X					10,000	10,000	25,000		
	Daytona Beach Community College, Daytona Beach	X							40,000	40,000	70,000
	Eckerd College, Saint Petersburg				X		19,000	20,000			
	Edison Community College,	X					21,000	15,000			
	Edward Waters College, Jacksonville				X		30,000	30,000			
	Embry-Riddle Aeronautical University, Daytona Beach				X				25,000	30,000	60,000
	Florida International University, Miami Trail		X		X					25,000	39,000
	Florida Junior College (Dunedin), Jacksonville		X				30,000	15,000	59,300		
	Florida Keys Community College, West		X				25,000	25,000			
	Fort Lauderdale University, Fort Lauderdale				X						35,000
	Hillsborough Community College									21,000	
	Lake City Community College, Lake City						10,000	30,000	5,700		

TITLE VIII, Higher Education Act
COOPERATIVE EDUCATION PROGRAM ADMINISTRATION

STATE	INSTITUTION	PUBLIC		PRIVATE		FEDERAL GRANTS					
		2 yr.	4 yr.	2 yr.	4 yr.	FY 72	FY 73	FY 74	FY 75	FY 76	FY 77
	Lake Sumter Community College, Leesburg	X				\$	\$	\$	\$	\$	\$
	Manatee Junior College, Bradenton	X								33,000	45,000
	Miami-Dade Community College, Miami	X					25,000	20,000		45,000	45,000
	Pasco-Hernando Community College, Dade City	X					25,000	25,000	30,000		
	Saint John's River Junior College, Palatka	X					10,000	10,000	22,000		
	Saint Petersburg Junior College, Saint Petersburg	X					25,000	18,000			
	Sante Fe Community College, Gainesville	X					25,000	25,000	25,000		
	Seminole Community College, Sanford	X					20,000	20,000	35,000		
	State University of Florida System										
	Florida State Board of Regents, Tallahassee		X			15,000 ^a	20,000 ^a	20,000 ^a			
	Florida A&M University, Tallahassee		X				33,000	35,000	32,000		
	Florida State University, Tallahassee		X				22,000	30,000	30,000		
	Florida Technological University, Orlando		X			20,000	20,000	20,000			
	University of Florida, Gainesville		X				35,000	40,000	45,000		
	University of North Florida, Gainesville		X				30,000	35,000	38,000		
	University of South Florida, Tampa		X				20,000	20,000	30,000		
	University of West Florida, Pensacola		X			15,000	27,000	27,000			
	Valencia Community College, Orlando	X					24,000	20,000	20,000		
GEORGIA											
	Abraham Baldwin College, Tifton	X				25,000	35,000	30,000			
	Albany Junior College, Albany	X				15,000	30,000	30,000			
	Albany State College, Albany		X			20,000	35,000	35,000			

^a-Florida State University Fiscal Agent and Grant Administrator in behalf of University System of State.

TITLE VIII, Higher Education Act
COOPERATIVE EDUCATION PROGRAM ADMINISTRATION

STATE	INSTITUTION	PUBLIC		PRIVATE		FEDERAL GRANTS					
		2 yr.	4 yr.	2 yr.	4 yr.	FY 72	FY 73	FY 74	FY 75	FY 76	FY 77
	Clark College, Atlanta				X	\$	\$ 30,000	\$ 30,000	\$ 33,000	\$	\$
	Clayton Junior College, Morrow	X					25,000	25,000	20,000		
	Floyd Junior College, Rome	X								32,000	29,000
	Fort Valley State College, Fort Valley		X			22,000	28,000	28,000			
	Georgia College, Milledgeville		X						30,000	32,000	27,000
	Georgia Southern College, Statesboro		X						24,000	28,000	
	Georgia Southwestern College, Americus		X						30,000	34,000	38,000
	Macon Junior College, Macon	X							20,000	32,000	35,000
	Middle Georgia College, Cochran	X							14,000		
	Morehouse College, Atlanta				X		30,000	25,000			
	Morris Brown College, Atlanta				X		30,000	30,000	34,000		
	Paine College, Augusta				X		25,000	20,000			
	Savannah State College, Savannah		X				30,000	20,000	25,000		
	South Georgia College, Douglas	X					25,000	25,000	20,000		
	Southern Technical Institute	X									50,000
	Spelman College, Atlanta				X		30,000	30,000	35,000		
<u>HAWAII</u>											
	Hawaii Pacific College, Honolulu				X	23,000	32,000	30,000			
	University of Hawaii System University of Hawaii, Manoa		X				4,617	4,692	6,674		62,000

TITLE VIII, Higher Education Act
COOPERATIVE EDUCATION PROGRAM ADMINISTRATION

STATE	INSTITUTION	PUBLIC		PRIVATE		FEDERAL GRANTS					
		2 yr.	4 yr.	2 yr.	4 yr.	FY 72	FY 73	FY 74	FY 75	FY 76	FY 77
	Hawaii Community College	X				\$ 5,813		\$ 5,924	\$ 9,406		
	Honolulu Community College, Honolulu	X				5,580		5,854	9,334		
	Kapiolani Community College, Honolulu	X				23,259*		22,041*	27,039*		
	Kauai Community College, Lihue	X				5,785		5,910	9,392		
	Leeward Community College, Pearl City					5,580		5,584	9,334		
	Maul Community College, Kahului	X				5,786		5,872	9,487		
	Windward Community College, Kaneohe	X				5,580		5,853	9,334		
IDAHO											
	College of Idaho, Caldwell				X				30,000		
	Idaho State University, Pocatello		X			25,000					
	University of Idaho, Moscow		X			18,000		18,000		26,000	
ILLINOIS											
	Bradley University, Peoria				X					38,000	55,000
	Central YMCA Community College, Chicago			X		30,000		25,000	30,000		
	Chicago State University, Chicago		X			29,000		30,000	25,000		
	City Colleges of Chicago (Consortium)										
	Richard Daley College	X									24,000
	Harry S. Truman College	X									40,000
	Kennedy-King College	X				25,000			15,000		45,000
	Loop College	X				25,000		25,000	15,000		24,000
	Malcolm X College	X				25,000	25,000	30,000	30,000		24,000
	Mayfair College	X							25,000		
	Olive Harvey College	X									30,000*
	Southwest College	X								59,000	
	Wilbur Wright College	X					30,000		15,000		40,000
	College of DuPage, Glen Ellyn	X								19,000	

*Fiscal Agent

TITLE VIII, Higher Education Act
COOPERATIVE EDUCATION PROGRAM ADMINISTRATION

STATE	INSTITUTION	PUBLIC		PRIVATE		FEDERAL GRANTS						
		2 yr.	4 yr.	2 yr.	4 yr.	FY 72	FY 73	FY 74	FY 75	FY 76	FY 77	
	Columbia College, Chicago				X	\$	\$	\$	\$	\$	\$	40,000
	Daniel Hale Williams University, Chicago											45,000
	Eastern Illinois University, Charleston										34,000	30,000
	Elgin Community College, Elgin	X										44,000
	George Williams College, Downers Grove				X		14,000					
	Governors State University, Park Forest, South		X			15,000	40,000	28,000				
	Greenville College, Greenville				X				25,000	36,000		45,000
	Illinois Benedictine College, Lisle				X		20,000	20,000	25,000			
	Illinois Institute of Technology, Chicago				X		23,000	23,000			37,000	
	Illinois State University, Normal		X					11,000	20,000			
	Joliet Junior College, Joliet	X									40,000	
	Lewis University, Lockport				X		22,000	20,000	30,000			
	MacMurry College, Jacksonville				X		25,000	25,000	25,000			
	Mundelein College, Chicago				X						21,000	30,000
	Northern Illinois University, Dekalb		X					11,000	20,000			
	Northwestern University, Chicago				X				30,000			30,000
	Roosevelt University, Chicago				X			40,000	40,000	50,000		48,000
	Southern Illinois University, Carbondale		X					11,000	20,000			
	Southern Illinois University, Edwardsville		X			15,000	30,000	30,000				

TITLE VIII, Higher Education Act
COOPERATIVE EDUCATION PROGRAM ADMINISTRATION

STATE	INSTITUTION	PUBLIC		PRIVATE		FEDERAL GRANTS					
		2 yr.	4 yr.	2 yr.	4 yr.	FY 72	FY 73	FY 74	FY 75	FY 76	FY 77
	University of Illinois, Chicago Circle		X			\$	\$ 30,000	\$ 35,000	\$ 35,000		\$
<u>INDIANA</u>											
	Bell State University, Muncie		X				30,000	32,000	20,000		
	International College of Business, Fort Wayne			X						40,000	
	Indiana State University, Evansville		X								45,000
	Indiana State University, Terre Haute		X				20,000	20,000	35,000		
	Indiana Universities										
	Bloomington		X				30,000	40,000	30,000		
	Fort Wayne		X				20,000	20,000	15,000		
	Gary		X				20,000	20,000	15,000		
	Indianapolis		X				20,000	20,000	15,000		
	Kokomo/Richmond		X				20,000	40,000	15,000		
	New Albany		X				20,000	20,000	15,000		
	South Bend		X				20,000	20,000	21,000		
	Oakland City College, Oakland				X					30,000	
	Purdue University, Lafayette		X						25,000	74,000	88,000
	Tri-State University, Angola				X					14,000	18,000
<u>IOWA</u>											
	Des Moines Area Community College, Ankeny	X					25,000	25,000			
	Drake University, Des Moines				X					35,000	
	Ellsworth Community College, Iowa Valley Community College District, Iowa Falls	X							35,000	57,000	65,000
	Iowa Western Community College, Council Bluffs	X					25,000	18,000		18,000	18,000

TITLE VIII, Higher Education Act
COOPERATIVE EDUCATION PROGRAM ADMINISTRATION

STATE	INSTITUTION	PUBLIC		PRIVATE		FEDERAL GRANTS					
		2 yr.	4 yr.	2 yr.	4 yr.	FY 72	FY 73	FY 74	FY 75	FY 76	FY 77
	Kirkwood Community College, Cedar Rapids	X				\$	\$ 25,000	\$ 25,000	\$ 30,000		
	Marshalltown Community College, Marshalltown	X								\$ 33,000	\$ 34,000
	Ottumwa Heights College, Ottumwa			X		20,000	25,000	20,000			
	Simpson College, Indianola				X	20,000	25,000	22,000			
	University of Iowa, Iowa City		X						30,000	40,000	
	University of Northern Iowa, Cedar Falls		X							29,000	
	Waldorf College, Forest City			X						31,000	
	Wartburg College, Waverly				X						32,000
KANSAS											
	Associated Colleges of Central Kansas Consortium						7,000		5,000		
	Bethany College, Lindsborg				X		20,500*	22,000	18,000		
	Bethel College, North Newton				X		3,500	8,000	10,000		
	Kansas Wesleyan College, Salina				X		3,500	8,000	10,000		
	McPherson College, McPherson				X		3,500	8,000	10,000		
	Sterling College, Sterling				X		3,500	8,000	15,000*		
	Tabor College, Hillsboro				X		3,500	8,000	10,000		
	Baker University, Baldwin City				X		22,000	30,000	30,000		
	Central College, McPherson			X							19,000
	Donnelly College, Kansas City			X			25,000	30,000	30,000		
	Hesston College, Hesston			X			25,000	25,000			
	Highland Community College, Highland	X								35,000	
	Kansas City College, Pittsburg		X				15,000	25,000	30,000		

*Fiscal Agent and Consortium Coordinator

TITLE VIII, Higher Education Act
COOPERATIVE EDUCATION PROGRAM ADMINISTRATION

STATE	INSTITUTION	PUBLIC		PRIVATE		FEDERAL GRANTS					
		2 yr.	4 yr.	2 yr.	4 yr.	FY 72	FY 73	FY 74	FY 75	FY 76	FY 77
	Ottawa University, Ottawa				X	\$ 15,000	\$ 25,000	\$ 25,000			\$
	Saint Mary College, Leavenworth				X				24,000	28,000	28,000
	Seward County Community Junior College, Liberal	X					23,000	20,000			
<u>KENTUCKY</u>											
	Alice Lloyd College, Pippa Passas				X	20,000	22,000	15,000			
	Eastern Kentucky University, Richmond		X						26,000	35,000	60,000
	Kentucky State University, Frankfort		X				130,000	35,000	40,000		56,000
	Lees Junior College, Jackson				X	25,000	29,000	25,000			
	Morehead State University, Morehead		X				25,000	27,000	36,000		
	Murray State University, Murray		X							34,000	42,000
	Northern Kentucky University, Highland		X								45,000
	Pikeville College, Pikeville						25,000	20,000			
	Speed Scientific School at the University of Louisville, Louisville		X				25,000	25,000	35,000		39,000
	Thomas More College, Fort Mitchell				X					50,000	40,000
	Union College, Barbourville				X		13,000	25,000	25,000		
	University of Kentucky Community College System										
	Appalachian Consortium:							5,000			
	Ashland Community College, Ashland	X						10,000	27,000	32,000	30,000
	Prestonburg Community College, Prestonburg	X						10,000	18,000	23,000	26,000
	Henderson Community College, Henderson	X								27,000	
	Jefferson Community College, Louisville	X					25,000	25,000		26,000	28,000
	Lexington Technical Institute, Lexington	X								39,000	50,000
	Madisonville Community College, Madisonville	X									50,000

TITLE VIII, Higher Education Act
COOPERATIVE EDUCATION PROGRAM ADMINISTRATION

STATE	INSTITUTION	PUBLIC		PRIVATE		FEDERAL GRANTS					
		2 yr.	4 yr.	2 yr.	4 yr.	FY 72	FY 73	FY 74	FY 75	FY 76	FY 77
	Maysville Community College, Maysville	X				\$	\$	\$	\$	\$	\$
	Paducah Community College, Paducah	X								25,000	45,000
	Somerset Community College, Somerset	X									32,000
	Western Kentucky University, Bowling Green		X							30,000	50,000
<u>LOUISIANA</u>											
	Delgado Junior College, New Orleans	X					25,000	25,000	25,000		
	Grambling State University, Grambling		X				25,000	25,000	30,000		
	Southeastern Louisiana University, Hammond		X						25,000	33,000	
	Southern University and A&M College, Baton Rouge		X				33,455		25,000		
	Southern University, New Orleans		X				12,045	30,000	25,000		
	Southern University, Shreveport	X					4,500				
	University of New Orleans, New Orleans		X				30,000	30,000	30,000		
	Xavier University, New Orleans			X			33,000	35,000	30,000		
<u>MAINE</u>											
	Central Maine Vocational Technical Institute, Auburn	X									29,000
	College of the Atlantic, Bar Harbor			X					12,000	13,000	
	Husson College, Bangor			X					20,000	30,000	
	Saint Francis College, Biddeford			X			17,000	18,000	16,000		
	University of Maine	X									
	Augusta		X				6,800	7,336	7,396		
	Farlington		X				6,800	7,336	7,397		
	Fort Kent						7,750	7,686	7,840		



TITLE VIII, Higher Education Act
COOPERATIVE EDUCATION PROGRAM ADMINISTRATION

STATE	INSTITUTION	PUBLIC		PRIVATE		FEDERAL GRANTS					
		2 yr.	4 yr.	2 yr.	4 yr.	FY 72	FY 73	FY 74	FY 75	FY 76	FY 77
Maine	Machias		X			\$	\$	\$	\$	\$	\$
	Orono Bangor		X				11,000	12,086	12,100		
	Portland-Gorham		X				15,500	15,510	15,710		34,000
	Presque-Isle		X				21,300*	17,360*	16,747		
							6,750	7,686	7,810		
MARYLAND											
	Anne Arundel Community College, Arnold	X								12,000	
	Bowie State College, Bowie		X			20,000	40,000	30,000			
	Community College of Baltimore, Baltimore	X									40,000
	Coppin State College, Baltimore		X							27,000	
	Essex Community College, Baltimore	X					25,000	25,000			
	Frostburg State University, Frostburg		X						14,000		
	Harford Community College, Bel Air	X								31,000	
	Morgan State University, Baltimore		X			25,000	40,000	30,000			
	Mount Saint Mary's College, Emmitsburg				X						20,000
	Prince Georges Community College, Largo	X							25,000		
	Towson State University, Towson		X							30,000	60,000
	University of Maryland Baltimore County, Baltimore College Park		X			10,000	44,000	30,000	30,000	45,000	
	Eastern Shore, Princess Anne		X				25,000	25,000	30,000		
MASSACHUSETTS											
*Fiscal Agent and Administrator of Consortium											



TITLE VIII, Higher Education Act
COOPERATIVE EDUCATION PROGRAM ADMINISTRATION

STATE	INSTITUTION	PUBLIC		PRIVATE		FEDERAL GRANTS					
		2 yr.	4 yr.	2 yr.	4 yr.	FY 72	FY 73	FY 74	FY 75	FY 76	FY 77
	Brandeis University, Waltham				X	\$	\$	\$ 20,000	\$	\$	\$
	Harvard University, Boston				X		50,000	40,000	40,000		
	Holyoke Community College, Holyoke	X								45,000	
	Massachusetts Institute of Technology, Cambridge				X						59,000
	Merrimack College, North Andover				X	20,000	25,000	25,000			
	Cooperative Education Consortium of New England:						20,000	15,000	25,000		
	Becker Junior College, Worcester				X		15,000	12,000	20,000		
	Berkshire Community College, Pittsfield		X				5,000	12,000	20,000		
	Central Connecticut State College, New Britain Connecticut		X				15,000	12,000	20,000		
	Dean Junior College, Franklin				X					43,000	
	Greenfield Community College, Greenfield	X								29,000	
	Leicester Junior College, Leicester				X					19,000	
	Massachusetts Bay Community College, Wellesley	X					15,000	12,000	20,000		
	Massasoit Community College, Brockton	X								40,000	
	Middlesex Community College, Bedford	X								26,000	
	Northeastern University, Boston				X		*	*	35,000*	78,000*	
	Roger Williams College, Briston, Rhode Island				X					29,000	
	Wentworth Institute, Boston				X		5,000	12,000	20,000		
	North Adams State College, North Adams		X								50,000
	Roxbury Community College, Roxbury	X								33,000	
	Springfield Technical Community College, Springfield	X					9,700	10,000	20,000		
	University of Lowell, Lowell		X								40,000
	University of Massachusetts, Boston		X				30,000	30,000	40,000		
	Worcester Polytechnical Institute				X		30,000		21,000		

*Fiscal Agent for Consortium; \$21,000 of this total for coordination



TITLE VIII, Higher Education Act
COOPERATIVE EDUCATION PROGRAM ADMINISTRATION

NAME	INSTITUTION	PUBLIC		PRIVATE		FEDERAL GRANTS					
		2 yr.	4 yr.	2 yr.	4 yr.	FY 72	FY 73	FY 74	FY 75	FY 76	FY 77
MICHIGAN											
	Bay De Noc Community College, Escanaba	X								26,000	38,000
	Charles Stewart Mott Community College, Flint	X								40,000	
	Davenport College, Grand Rapids			X							42,000
	Detroit College of Business, Dearborn				X				25,000	40,000	40,000
	Detroit Institute of Technology, Detroit					20,000	30,000		23,000		
	Eastern Michigan University, Ypsilanti		X							23,000	
	Gogebic Community College, Ironwood	X								39,000	55,000
	Henry Ford, Community College, Dearborn	X								40,000	
	Highland Park Community College, Highland Park	X								40,000	50,000
	Kalamazoo Valley Community College, Kalamazoo	X								45,000	50,000
	Lewis Business College, Detroit			X					20,000	45,000	
	Macomb County Community College	X							30,000	55,000	65,000
	Madonna College, Livonia				X						34,000
	Marygrove College, Detroit				X					35,000	33,000
	Marcy College, Detroit				X						31,000
	Michigan Christian Junior College, Rochester			X							21,000
	Michigan State University, East Lansing		X				60,000	30,000	15,000		
	Oakland University, Rochester		X						20,000	45,000	

TITLE VIII, Higher Education Act
COOPERATIVE EDUCATION PROGRAM ADMINISTRATION

STATE	INSTITUTION	PUBLIC		PRIVATE		FEDERAL GRANTS					
		2 yr.	4 yr.	2 yr.	4 yr.	FY 72	FY 73	FY 74	FY 75	FY 76	FY 77
	Saginaw Valley State College, University Center		X			\$	\$	\$30,000	\$30,000	\$30,000	\$30,000
	Shaw College at Detroit, Detroit				X		30,000	30,000	30,000		
	Sierra Heights College, Adrian				X		25,000	18,000	25,000		
	Southwestern Michigan College, Dowagiac	X									45,000
	Suomi College, Hancock				X						40,000
	University of Detroit, Detroit				X	20,000	40,000	30,000			
	The University of Michigan Dearborn		X				25,000	30,000	30,000		
	Flint		X							28,000	
	Wayne State University, Detroit		X			15,000	40,000	40,000			
MINNESOTA											
	College of Saint Thomas, St. Paul				X					35,000	46,000
	Community Colleges										
	Anoka-Ramsey Community College, Coon Rapids	X					9,282**	8,019**			
	Inver Hills Community College, Inver Grove Heights	X					9,933	8,019**			
	Lakewood Community College, White Bear Lake	X					8,385	8,019**			
	Metropolitan Community College, Minneapolis	X				40,000*					
	Normandale Community College, Bloomington	X					12,400*	15,934**			
	Northland Community College, Thief River	X									
	North Hennepin Community College, Brooklyn Park	X									
	Willmar Community College, Willmar	X									
	Concordia College, Moorhead				X				30,000	36,000	40,000
	Gustavus Adolphus College, Saint Peter				X				30,000	39,000	70,000
	Hamline University, Saint Paul				X				25,000	26,000	

*Administered In behalf of the Eight State Community Colleges
**Administered In behalf of the Four State Community Colleges Indicated

TITLE VIII, Higher Education Act
COOPERATIVE EDUCATION PROGRAM ADMINISTRATION

STATE	INSTITUTION	PUBLIC		PRIVATE		FEDERAL GRANTS					
		2 yr.	4 yr.	2 yr.	4 yr.	FY 72	FY 73	FY 74	FY 75	FY 76	FY 77
	South Dakota University, Marshall		X			\$ 15,000	\$ 25,000	\$ 25,000			
	University of Minnesota, Minneapolis		X						30,000	62,000	100,000
	University of Minnesota Technical College, Waseca	X								40,000	51,000
	University of Minnesota Technical Institute, Crookston	X					25,000	30,000	35,000		
	Winona State University, Winona		X							20,000	
MISSISSIPPI											
	Alcorn State University, Lorman	X					35,000	30,000	25,000		
	Itawamba Junior College, Fulton	X					25,000		27,000	30,000	
	Jackson State University, Jackson		X				35,000	28,000	21,000		
	Meridian Junior College, Meridian	X					17,000	17,000			
	Mississippi Valley State University, Itta Bena		X				30,000	30,000	25,000		
	Northwest Mississippi Junior College, Senatobia	X								40,000	
Consortium:											
	Mary Holmes College, West Point		X					18,749	8,000		
	Northeast Mississippi Junior College, Booneville	X						8,924	8,000		
	Prentiss Institute Junior College, Prentiss		X					8,924	8,000		
	Rust College, Holly Springs				X	25,000		29,479*	29,000*		33,000
	Saints College, Lexington				X			8,924	8,000		
	Tougaloo College, Tougaloo				X	20,000	30,000	25,000			
	University of Mississippi, University		X						30,000	31,000	32,000
	University of Southern Mississippi, Hattiesburg		X							21,000	24,000

*Fiscal Agent and Consortium Coordinator

TITLE VIII, Higher Education Act
 COOPERATIVE EDUCATION PROGRAM ADMINISTRATION

STATE	INSTITUTION	PUBLIC		PRIVATE		FEDERAL GRANTS					
		2 yr.	4 yr.	2 yr.	4 yr.	FY 72	FY 73	FY 74	FY 75	FY 76	FY 77
	Utica Junior College, Utica	X				\$	\$	\$	\$	\$ 29,000	\$
	William Carey College, Hattiesburg				X						26,000
	Wood Junior College, Mathiston			X			22,000	20,000	25,000		
<u>MISSOURI</u>											
	Central Missouri State University, Warrenburg		X						19,000	21,000	31,000
	Fontbone College, Saint Louis				X					40,000	30,000
	Lincoln University, Jefferson City		X			20,000	25,000	20,000			
	Missouri Western State College, Saint Joseph		X				25,000	22,000			
	Northeast Missouri State University, Kirksville		X				25,000	25,000			
	Rockhurst College, Kansas City				X		15,000	15,000	15,000		
	Saint Louis University, Saint Louis				X					40,000	
	University of Missouri, Columbia		X						30,000		
	Water & Waste Water Technical School, Neosho			X					30,000		
<u>MONTANA</u>											
	Carroll College, Helena				X		30,000	20,000	20,000		
	College of Great Falls, Great Falls				X		9,000		30,000	36,000	
	Eastern Montana College, Billings		X				21,000	28,000	34,000		
<u>NEBRASKA</u>											
	Chadron State College, Chadron		X					15,000	19,000	22,000	22,000



TITLE VIII, Higher Education Act
COOPERATIVE EDUCATION PROGRAM ADMINISTRATION

STATE	INSTITUTION	PUBLIC		PRIVATE		FEDERAL GRANTS					
		2 yr.	4 yr.	2 yr.	4 yr.	FY 72	FY 73	FY 74	FY 75	FY 76	FY 77
	Doane College, Crete				X	\$	\$ 10,000	18,000	\$ 33,000		
	Mid Plains Community College, North Platte	X					23,000				
	University of Nebraska, Omaha		X			20,000	33,000	30,000			
<u>NEVADA</u>											
	Clark County Community College, Las Vegas	X						20,000	30,000		
	Consortium:										
	University of Nevada, Reno		X				25,000	25,000	30,000		
	Northern Nevada Community College, Elko	X							15,000	43,000	
	Western Nevada Community College, Carson City	X							15,000		
<u>NEW HAMPSHIRE</u>											
	Franconia College, Franconia				X		10,000				
	New Hampshire College, Manchester				X		30,000	25,000	30,000		
	New Hampshire Vocational-Technical College, Nashua	X							30,000	37,000	
	University of New Hampshire Merrimack Valley Branch, Manchester	X				25,000	37,000	25,000			
	University of New Hampshire, Durham		X							41,000	
<u>NEW JERSEY</u>											
	Atlantic Community College, Mays Landing	X								32,000	42,000
	Bloomfield College, Bloomfield				X	20,000	25,000	20,000			
	Brookdale Community College, Lincraft	X					25,000	20,000	20,000		55,000
	University Without Walls Project										

TITLE VIII, Higher Education Act
COOPERATIVE EDUCATION PROGRAM ADMINISTRATION

STATE	INSTITUTION	PUBLIC		PRIVATE		FEDERAL GRANTS					
		2 yr.	4 yr.	2 yr.	4 yr.	FY 72	FY 73	FY 74	FY 75	FY 76	FY 77
	Burlington County College, Pemberton	X				\$	\$25,000	\$25,000	\$30,000	\$	\$45,000
	Camden County College, Blackwood	X					25,000	30,000		35,000	32,000
	Cumberland County College, Vineland	X					17,000	15,000	25,000		
	Essex County College, Newark	X							25,000	36,000	50,000
	Fairleigh Dickenson University Edward Williams College, Hackensack				X		26,000	15,000	15,000		
	Glassboro State College, Glassboro		X							30,000	32,000
	Gloucester County College, Sewell	X								28,000	40,000
	Jersey City State College, Jersey City		X				25,000	30,000	20,000		
	Kean College, Union		X				30,000	30,000			
	Middlesex Community College, Edison	X								40,000	48,000
	Montclair State College, Upper Montclair		X					25,000	27,000	42,000	58,000
	New Jersey Board of Higher Education, Trenton*						50,000	30,000	35,000		
	New Jersey Institute of Technology, Newark		X							28,000	
	Ocean County College, Toms River	X					22,000	27,000		42,000	37,000
	Richard Stockton State College, Pomona	X					18,000	18,000	18,000		
	Rutgers University Cook College, New Brunswick		X				25,000		25,000	22,000	32,000
	Livingston College, New Brunswick		X				30,000	30,000	15,000		
	Saint Peters College, Jersey City				X					27,000	
	Somerset County College, Somerville	X					50,000		25,000	42,000	40,000

*Brookdale CCFiscal Agent and grant administrator in behalf of State Board of Higher Education

TITLE VIII, Higher Education Act
COOPERATIVE EDUCATION PROGRAM ADMINISTRATION

STATE	INSTITUTION	PUBLIC		PRIVATE		FEDERAL GRANTS					
		2 yr.	4 yr.	2 yr.	4 yr.	FY 72	FY 73	FY 74	FY 75	FY 76	FY 77
	Stevens Institute of Technology, Hoboken				X	\$	\$	\$ 20,000	\$	\$	\$
	Trenton State College, Trenton		X				50,000	25,000	25,000		29,000
	Union College, Cranford			X			25,000	30,000			
	Union County Technical Institute, Scotch Plains	X								33,000	
	William Paterson College, Wayne		X						25,000	32,000	35,000
NEW MEXICO											
	Eastern New Mexico University, Portales		X							50,000	45,000
	New Mexico Highland University, Las Vegas		X				30,000	35,000	40,000		14,000
	University of Albuquerque, Albuquerque				X		25,000	20,000	30,000		
	University of New Mexico, Albuquerque		X			20,000	32,000	26,000			
NEW YORK											
	City University of New York (Cuny)										
	Borough of Manhattan Community College, New York	X				20,000					
	Bronx Community College, Bronx	X				20,000	30,000	30,000			
	Brooklyn College, New York		X				25,000		25,000		
	City College, New York		X			20,000	25,000	25,000			
	Hofstra Community College, Bronx	X				20,000	40,000	40,000			
	Hunter College, New York		X			20,000	25,000	20,000			
	Florence H. La Guardia Community College, Long Island City	X				20,000	70,000	60,000			
	Madger Evers College, Brooklyn		X							29,000	55,000
	New York City Community College	X							35,000	45,000	
	College of Insurance, New York				X		10,000		19,000		
	Daemen College, Amherst				X		25,000	25,000	30,000		25,000



TITLE VIII, Higher Education Act
COOPERATIVE EDUCATION PROGRAM ADMINISTRATION

STATE	INSTITUTION	PUBLIC		PRIVATE		FEDERAL GRANTS					
		2 yr.	4 yr.	2 yr.	4 yr.	FY 72	FY 73	FY 74	FY 75	FY 76	FY 77
	Elmira College, Elmira				X					\$ 21,000	\$ 18,000
	Hofstra University, Hempstead				X		15,001*				
	Junior College of Albany, Albany			X						40,000	
	Kauka College, Kauka Park						17,000	20,000	22,000		
	Long Island University Brookland Center, Brooklyn C.W. Post Center, Greenvale				X	15,000	32,000	30,000			
					X	15,000	30,000	20,000			
	Marymount College, Tarrytown				X				20,000	27,000	
	New York University, New York				X		30,000	25,000			
	Pace University, New York				X					43,000	
	Polytechnic Institute of New York, Brooklyn				X						39,770
	Pratt Institute, Brooklyn				X	20,000	30,000	50,000			
	Rensselaer Polytechnic Institute, Troy				X		30,000	29,000	29,000		30,000
	Rochester Institute of Technology				X*			20,000	26,000	30,000	
	Russell Sage Junior College, Albany			X							40,000
	Skidmore College, Saratoga Springs				X				25,000		
	State University of New York System (Suny) College at Buffalo		X				40,000	20,000	35,000		
	College at Fredonia		X							35,000	60,000
	College at Oswego		X				10,000		25,000		53,000
	Agricultural & Technical College at Cobleskill	X					20,000	25,000			
	Eric Community College, Buffalo	X								45,000	
	Fashion Institute of Technology, New York	X				20,000	10,000	20,000			
	*University Without Walls Project										

TITLE VIII, Higher Education Act
COOPERATIVE EDUCATION PROGRAM ADMINISTRATION

STATE	INSTITUTION	PUBLIC		PRIVATE		FEDERAL GRANTS					
		2 yr.	4 yr.	2 yr.	4 yr.	FY 72	FY 73	FY 74	FY 75	FY 76	FY 77
	Genesee Community College, Batavia	X				\$	\$		25,000	27,000	
	Jamestown Community College, Jamestown	X					25,000	25,000	25,000		
	Mohawk Valley Community College, Utica	X					27,000	29,000	25,000		
	Schenectady County Community College, Schenectady	X					32,000	32,000	32,000		
	Ulster County Community College, (Consortium)										
	Ulster County Community College, Stone Ridge	X									30,000*
	College at New Paltz (Suny)		X							24,000	35,000
	Villa Maria College, Buffalo			X				25,000	29,000	35,000	34,000
NORTH CAROLINA											
	Consortium										
	Beaufort County Technical Institute, Washington	X					25,000	30,000	30,000		
	East Carolina University, Greenville		X						30,000	60,000	70,000
	Bennett College, Greenboro				X	25,000	40,000	40,000			
	Carteret Technical Institute, Morehead City	X								27,000	40,000
	Costal Carolina Community College, Jacksonville	X					25,000	25,000	30,000		
	Craven Community College, New Bern	X					25,000	15,000	25,000		24,000
	Davidson College, Davidson				X		25,000	20,000	28,000		
	Durham College, Durham			X			30,000	15,000	31,000		
	Isothermal Community College, Spindale	X									49,000
	Johnson C. Smith University, Charlotte				X		25,000	15,000			
	Kittrell College, Kittrell				X		25,000	20,000			
	Lenoir Community College, Kinston	X					25,000	25,000	20,000		

Fiscal Agent

112

113

TITLE VIII, Higher Education Act
COOPERATIVE EDUCATION PROGRAM ADMINISTRATION

STATE	INSTITUTION	PUBLIC		PRIVATE		FEDERAL GRANTS					
		2 yr.	4 yr.	2 yr.	4 yr.	FY 72	FY 73	FY 74	FY 75	FY 76	FY 77
	Livingston College, Salisbury				X		\$ 30,000	\$ 30,000	\$ 27,000		
	Louisburg College, Louisburg				X		25,000	25,000	30,000		
	Mars Hill College, Mars Hill				X		27,000	30,000	31,000		
	Meredith College, Raleigh				X		21,000	30,000	30,000		30,000
	Montreat-Anderson College, Montreat				X		24,000	25,000	25,000		35,000
	Mount Olive College, Mt. Olive				X		25,000	25,000	25,000		
	Pitt Technical Institute, Greenville	X						10,000		30,000	37,000
	Saint Augustine's College, Raleigh				X	20,000	30,000	20,000			
	Sampson Technical Institute, Clinton	X					22,000	25,000	27,000		
	Shaw University, Raleigh				X		60,000	50,000	39,000		
	Southeastern Community College, Whiteville	X								30,000	
	Technical Institute of Alamance, Haw River	X									50,000
	University of North Carolina System										
	Appalachian State University, Boone		X				25,000	25,000	40,000		
	Elizabeth City State University, Elizabeth City		X					25,000	30,000	30,000	
	North Carolina A&T State University, Greensboro		X				28,000	30,000	36,000		53,000
	North Carolina Central University, Durham		X				30,000	30,000	30,000		
	North Carolina State University, Raleigh		X							31,000	23,000
	Vance-Granville Technical Institute, Henderson	X					25,000	20,000	26,000		
	Wake Technical Institute, Raleigh	X						20,000		35,000	
	Wayne Community College, Goldsboro	X								32,000	45,000
	Western Carolina University, Cullowee		X								36,000



TITLE VIII, Higher Education Act
COOPERATIVE EDUCATION PROGRAM ADMINISTRATION

STATE	INSTITUTION	PUBLIC		PRIVATE		FEDERAL GRANTS					
		2 yr.	4 yr.	2 yr.	4 yr.	FY 72	FY 73	FY 74	FY 75	FY 76	FY 77
NORTH DAKOTA						\$	\$	\$	\$	\$	\$
	Lake Region Junior College, Devils Lake	X					30,000	30,000	30,000		
	North Dakota State University, Fargo		X								50,000
	Northern Plains Consortium:										
	Dickenson State College, Dickenson	X							15,000		
	Jamestown College, Jamestown				X	25,000	30,000	*	15,000	18,000	
	Mary College, Bismark				X	24,000	22,000		15,000		
	Maysville State College, Maysville		X						15,000	18,000	
	Minot State College, Minot		X			25,000	25,000		20,000		
	Valley City State College, Valley City		X						15,000	18,000*	
OHIO											
	Antioch College, Yellow Springs				X				30,000	57,000	80,000
	Baldwin Wallace College, Berea				X	20,000	30,000	30,000			
	Central State University, Wilberforce		X				50,000	40,000	35,000		
	Cleveland State University, Cleveland		X						30,000	50,000	
	Cuyahoga Community College Metropolitan Campus, Cleveland	X							25,000	25,000	46,000
	Defiance College, Defiance				X				30,000	45,000	53,000
	John Carroll University, Cleveland				X						40,000
	Mount Union College, Alliance				X					29,000	
	Northwest Technical College, Archbold										30,000
	Ohio State University, Columbus		X						25,000	70,000	75,000
	Otterbein College, Westerville				X					21,000	20,000
	*Fiscal Agent and Consortium Coordinator										

TITLE VIII, Higher Education Act
COOPERATIVE EDUCATION PROGRAM ADMINISTRATION

STATE	INSTITUTION	PUBLIC		PRIVATE		FEDERAL GRANTS					
		2 yr.	4 yr.	2 yr.	4 yr.	FY 72	FY 73	FY 74	FY 75	FY 76	FY 77
	Sinclair Community College, Dayton	X				\$	\$	\$	\$	\$ 47,000	\$ 55,000
	University of Cincinnati, Cincinnati		X							39,000	35,000
	University of Dayton, Dayton				X				28,000	39,000	43,000
	University Without Walls Program Coordination, Yellow Springs				X		19,997				
	Urbana College, Urbana				X				25,000		39,995
	Wilberforce University, Wilberforce				X	50,000	75,000	60,000			
	Wilmington College, Wilmington				X		25,000				
	Wright State University, Dayton		X							40,000	60,000
<u>OKLAHOMA</u>											
	Claremore Junior College, Claremore	X							30,000	45,000	60,000
	Connors State College, Warner	X					25,000	15,000	35,000		
	Langston University, Langston		X						30,000	38,000	
	Oscar Rose Junior College, Midwest City	X					25,000			35,000	
	Seminole Junior College, Midwest City	X					25,000	15,000			
	South Oklahoma City Junior College, Oklahoma City	X					25,000	20,000	25,000		
	Southeastern Oklahoma State University, Durant		X				25,000			36,000	49,000
<u>OREGON</u>											
	Chemeketa Community College, Salem	X							39,000	39,000	40,000
	Eastern Oregon State College, La Grande		X							32,000	65,000

TITLE VIII, Higher Education Act
COOPERATIVE EDUCATION PROGRAM ADMINISTRATION

STATE	INSTITUTION	PUBLIC		PRIVATE		FEDERAL GRANTS					
		2 yr.	4 yr.	2 yr.	4 yr.	FY 72	FY 73	FY 74	FY 75	FY 76	FY 77
	Lane Community College, Eugene	X					25,000	25,000	40,000		55,000
	Linfield College, McMinnville				X				30,000		30,000
	Mount Hood Community College, Gresham	X					19,000	25,000		36,000	40,000
	Pacific University, Forest Grove				X		18,000	20,000	30,000		
	Rogue Community College, Grants Pass	X									40,000
	Southwestern Oregon Community College, Coos Bay	X							28,000	34,000	
	University of Oregon, Eugene		X			20,000	22,000	20,000			
PENNSYLVANIA											
	Beaver College, Glenside				X					29,000	29,000
	Bucks County Community College, Philadelphia	X									35,000
	Cheney State University, Cheney		X			20,000	30,000	30,000			
	Chestnut Hill College, Philadelphia				X					26,000	
	Clarion State College, Clarion		X						25,000	39,000	
	Community College of Allegheny, Pittsburg	X								40,000	46,000
	Community College of Delaware County, Media	X							26,000	45,000	
	Drexel University, Philadelphia				X	40,000	50,000	50,000			
	Elizabethtown College, Elizabethtown				X					14,000	
	Hahnemann College of Allied Health Professions, Philadelphia				X				25,000	30,000	
	Lackawanna Junior College, Scranton			X						23,000	

TITLE VIII, Higher Education Act
COOPERATIVE EDUCATION PROGRAM ADMINISTRATION

STATE	INSTITUTION	PUBLIC		PRIVATE		FEDERAL GRANTS					
		3 yr.	4 yr.	3 yr.	4 yr.	FY 72	FY 73	FY 74	FY 75	FY 76	FY 77
	La Salle College, Philadelphia				X		25,000		25,000	26,000	
	Lincoln University, Lincoln		X						24,000	40,000	
	Mercyhurst College, Erie				X						50,000
	Messiah College, Grangham				X						27,000
	Millersville State College, Millersville		X							35,000	36,000
	Moore College of Art, Philadelphia				X					43,000	
	Pennsylvania Department of Education*								20,000	21,000	
	Pennsylvania State University, Capitol Campus, Middletown		X						30,000	54,000	50,000
	Pennsylvania State University, University Park		X						35,000	45,000	100,000
	Philadelphia College of Textiles and Science, Philadelphia						25,000				
	Pierce Junior College, Philadelphia			X							47,000
	Point Park College, Pittsburg				X				27,000	31,000	
	Reading Area Community College, Reading	X								40,000	
	Robert Morris College, Corapolis				X				25,000	25,000	39,000
	Saint Joseph's College, Philadelphia				X				23,000	29,000	
	Shippensburg State College, Shippensburg		X						25,000		
	Susquehanna University, Selinsgrove				X				17,000	16,000	17,000
	Temple University, Philadelphia		X			35,000	24,000	17,000			

*Temple University Fiscal Agent and grant administrator in behalf of State Department of Education

TITLE VIII, Higher Education Act
COOPERATIVE EDUCATION PROGRAM ADMINISTRATION

INSTITUTION	PUBLIC		PRIVATE		FEDERAL GRANTS					
	2 yr.	4 yr.	2 yr.	4 yr.	FY 72	FY 73	FY 74	FY 75	FY 76	FY 77
Pennsylvania, Philadelphia		X				14,000	20,000			
Pittsburgh, Pittsburgh		X							31,000	50,000
County Community College, Youngwood	X								47,000	40,000
ge, Chester				X		30,000	30,000		33,000	
s, Wilkes-Barre				X						30,000
Area Community College, Williamsport	X								35,000	45,000
University of Puerto Rico, Ponce				X		15,000	25,000	30,000		
a Sacred Heart, Santurce				X		30,000	25,000	25,000		
n University of Puerto Rico										
ch			X			25,000	30,000	25,000		28,000
pus			X			25,000				
ch			X				22,000	20,000	31,000	
unior College, Rio Piedras			X					25,000	20,000	
Puerto Rico										
ional College	X						30,000			
pus	X									
Campus	X				20,000		30,000			39,972
ty, Hato Rey				X				21,000	31,000	
college, Providence		X						25,000	40,000	
Rhode Island, Kingston		X			20,000	39,000	35,000			



TITLE VIII, Higher Education Act
COOPERATIVE EDUCATION PROGRAM ADMINISTRATION

STATE	INSTITUTION	PUBLIC		PRIVATE		FEDERAL GRANTS						
		2 yr.	4 yr.	2 yr.	4 yr.	FY-72	FY-73	FY-74	FY-75	FY-76	FY-77	
SOUTH CAROLINA												
	Allen University, Columbia				X						40,000	
	Baptist College, Charleston				X	26,000	30,000	30,000				
	Beaufort Technical Education Center, Beaufort	X				25,000	25,000					
	Chesterfield-Marlboro Technical College, Cheraw	X										30,000
	Clemson University, Clemson		X			15,000	30,000	20,000				
	Denmark Technical Education Center, Denmark	X				18,000	25,000	30,000				
	Friendship Junior College, Rockhill			X		25,000	25,000	27,000				
	Furman University, Greenville				X			30,000		45,000		
	Greenville Technical College, Greenville	X								33,000	48,000	
	Midlands Technical College, Columbia	X				50,000	55,000	70,000				36,000
	Morris College, Sumter				X	20,000						
	Orangeburg Calhoun Technical College, Orangeburg	X				18,000	20,000			28,000		
	Piedmont Technical College, Greenwood	X										50,000
	South Carolina State College, Orangeburg		X			35,000						
	Spartanburg Technical College, Spartanburg	X								44,000	45,000	
	Tri County Technical College, Pendleton	X				25,000	28,000	35,000				
	Trident Technical College, Charleston	X				50,000	53,000	60,000				
	Voorhees College, Denmark				X	25,000	25,000					

TITLE VIII, Higher Education Act
COOPERATIVE EDUCATION PROGRAM ADMINISTRATION

STATE	INSTITUTION	PUBLIC		PRIVATE		FEDERAL GRANTS					
		2 yr.	4 yr.	2 yr.	4 yr.	FY-72	FY-73	FY-74	FY-75	FY-76	FY-77
SOUTH DAKOTA											
	Black Hills State College, Spearfish		X							38,000	
	Dakota State College, Madison		X				25,000	20,000	31,000		
	University of South Dakota, Vermillion		X			20,000	30,000	20,000			
	University of South Dakota, Springfield		X							36,000	38,000
TENNESSEE											
	Ramont College, Nashville				X		25,000	15,000		21,000	
	Cleveland State Community College, Cleveland	X					20,000	15,000	24,000		22,000
	East Tennessee State University		X				25,000	25,000	30,000		54,000
	Fisk University, Nashville				X	20,000	35,000	35,000			
	Freed-Hardeman College, Henderson				X		30,000	20,000	30,000		
	Knoxville College, Knoxville				X		25,000	30,000			
	Lambuth College, Jackson				X				29,000	29,000	30,000
	Le Moyne-Owen College, Memphis				X		25,000	25,000	28,000		33,000
	Nashville State Technical Institute, Nashville	X								24,000	
	State Technical Institute, Memphis	X								40,000	54,000
	Tennessee Community Colleges								21,000		
	Chattanooga State Technical Community College, Chattanooga	X							18,000	32,000	
	Columbia State Community College, Columbia	X					8,000	10,249	14,000		
	Dyersburg State Community College, Dyersburg	X						6,305			
	Motlow State Community College, Tullahoma	X					8,000	9,288	20,000		

TITLE VIII, Higher Education Act
COOPERATIVE EDUCATION PROGRAM ADMINISTRATION

STATE	INSTITUTION	PUBLIC		PRIVATE		FEDERAL FUNDS					
		2 yr.	4 yr.	2 yr.	4 yr.	FY 72	FY 73	FY 74	FY 75	FY 76	FY 77
	Roane State Community College, Harriman	X				9,000	13,748		20,000		
	Shelby State Community College, Memphis	X				9,200	22,205		25,000		
	Volunteer State Community College, Gallatin	X				3,800	7,506		8,000		
	Walters State Community College, Morristown	X				9,000	23,499		25,000		
	Tennessee Technological University, Cookeville		X			20,000	28,000	32,000			
	University of Tennessee Knoxville		X				50,000	45,000	70,000		
	Martin		X					25,000	30,000	30,000	
	Vanderbilt University, Nashville				X					32,000	29,000
TEXAS											
	Austin Community College, Austin	X								45,000	
	Bee County College, Beeville	X					25,000	30,000			
	Bishop College, Dallas				X		30,000	30,000	35,000		
	Dallas County Community College District Dallas						22,362	30,740	13,820		
	Eastfield College, Mesquite	X					1,912	2,315	4,045		
	El Centro College, Dallas	X					1,912	2,315	4,045		
	Mountain View College, Dallas**	X					1,912	2,315	4,045		
	Richland College, Dallas	X					1,912	2,315	4,045		
	El Paso Community College, El Paso	X								30,000	50,000
	Greater Houston/Galveston Consortium							3,000	15,000		
	Alvin Junior College, Alvin						10,000	15,000	10,000		
	Brazosport College, Lake Jackson	X					10,000	15,000	15,000		
	College of the Mainland, Texas City	X					10,000	15,000	14,000		
	Galveston College, Galveston	X					10,000		12,000		

*Fiscal Agent and Consortium Coordinator

**Mountain View College fiscal agent in behalf of the Dallas County Community District

TITLE VIII, Higher Education Act
COOPERATIVE EDUCATION PROGRAM ADMINISTRATION

STATE	INSTITUTION	PUBLIC		PRIVATE		FEDERAL GRANTS					
		2 yr.	4 yr.	2 yr.	4 yr.	FY-72	FY-73	FY-74	FY-75	FY-76	FY-77
	Houston Community College, Houston	X				\$	\$ 10,000	\$ 15,000	\$ 15,000		\$
	Lee College, Baytown	X					10,000	15,000	12,000		
	San Jacinto College, Pasadena	X					10,000	15,000	12,000		
	Hill Junior College, Hillsboro	X								38,000	34,000
	Houston-Tillotson College, Austin				X		25,000	25,000			
	Jarvis Christian College, Hawkins				X		25,000	20,000			
	North Harris County College, Houston	X							25,000		29,000
	North Texas State University, Denton		X							35,000	45,000
	Pan American University, Edinburg		X				25,000	30,000	30,000		
	Paul Quinn College, Waco				X			22,000	35,000		
	Prarie View A&M University, Prarie View		X				35,000	30,000	35,000		
	Texas A&M University, College Station		X								80,000
	Texas Southern University, Houston		X				30,000	35,000	40,000		
	Texas State Technical Institute, James Connally Campus, Waco	X					25,000	22,000			50,000
	University of Texas, Arlington		X							45,000	50,000
	Wiley College, Marshall				X		30,000	20,000			
<u>UTAH</u>											
	Dixie College, Saint George	X								21,000	
	Snow College, Ephraim	X								35,000	50,000
	Southern Utah State College, Cedar City		X				25,000	30,000	33,000		



TITLE VIII, Higher Education Act
COOPERATIVE EDUCATION PROGRAM ADMINISTRATION

STATE	INSTITUTION	PUBLIC		PRIVATE		FEDERAL GRANTS					
		2 yr.	4 yr.	2 yr.	4 yr.	FY 72	FY 73	FY 74	FY 75	FY 76	FY 77
UTAH	University of Utah, Salt Lake City		X				25,000	20,000	26,000		
	Utah State University, Logan		X				43,000			35,000	
	Utah Technical College, Provo	X					25,000			32,000	35,000
	Utah Technical College, Salt Lake City	X								25,000	
	Weber State University, Ogden		X							41,000	50,000
	Westminster College, Salt Lake City				X				24,000	31,000	40,000
<u>VERMONT</u>											
VERMONT	Castleton State College, Castleton		X				25,000	25,000	25,000		
	Community College of Vermont, Montpelier	X						20,000	20,000		35,000
	Lyndon State College, Lyndonville		X							29,000	33,000
<u>VIRGINIA</u>											
VIRGINIA	Clinch Valley College, Wise		X				17,000	20,000			30,000
	Ferrum College, Ferrum				X		25,000	25,000	25,000		
	George Mason University, Fairfax		X							26,000	
	Hampton Institute, Hampton				X		35,000	37,000	37,000		
	Norfolk State College, Norfolk		X				30,000	34,000	30,000		
	Saint Paul's College, Lawrenceville				X	20,000	25,000	20,000			
	University of Virginia, Charlottesville		X								38,000
	Virginia Polytechnic Institute/State University, Blacksburg		X				20,000	30,000		23,000	40,000

TITLE VIII, Higher Education Act
COOPERATIVE EDUCATION PROGRAM ADMINISTRATION

STATE	INSTITUTION	PUBLIC		PRIVATE		FEDERAL GRANTS					
		2 yr.	4 yr.	2 yr.	4 yr.	FY 72	FY 73	FY 74	FY 75	FY 76	FY 77
	Virginia State College, Petersburg		X			\$	\$ 30,000	\$ 30,000	\$	\$	\$
	Virginia State Community Colleges						21,000	10,000	17,000		
	Debnay Lancaster College, Clifton Forge	X								57,000	64,000
	J. Sargeant Reynolds Community College, Richmond	X					25,000	22,000	19,000		47,000
	Mountain Empire Community College, Big Stone Gap	X						20,000	25,000	32,000	37,000
	New River Community College, Dublin	X							28,000	69,000	81,000
	Northern Virginia Community College, Annandale	X								15,000	33,000
	Patrick Henry Community College, Martinsville	X					18,000	20,000		20,000	
	Southwest Virginia Community College, Richland	X								26,000	53,000
	Tidewater Community College, Portsmouth	X					25,000	20,000		26,000	38,000
	Virginia Western Community College, Roanoke	X									
	Virginia Union University, Richmond				X	20,000	25,000	25,000			
	<u>VIRGIN ISLANDS</u>										
	College of the Virgin Islands, Saint Thomas		X				25,000	20,000	15,000		
	<u>WASHINGTON</u>										
	Area Cooperative Education Development Center Consortium:							2,000	15,000	34,154	20,000
	Bellevue Community College, Bellevue	X					25,000	20,000	25,000		
	Columbia Basin Community College, Pasco	X						10,000	5,000		
	Edmonds Community College, Lynnwood	X						10,000	10,000	21,670	25,000
	Fort Steilacoom Community College, Tacoma	X						10,000	10,000	22,088	20,000
	Lower Columbia College, Longview	X									30,000
	Seattle Community College, Central Seattle	X						10,000	10,000	22,088	35,000
	Big Bend Community College, Consortium							6,000	10,000		
	Big Bend Community College, Moses Lake	X					25,000	16,500	25,000		
	Wenatchee Valley College, Wenatchee	X						20,000	20,000		
	Yakima Valley College, Yakima	X						22,500	20,000		
	Central Washington State University, Ellensburg		X								39,000
	Evergreen State College, Olympia		X				26,000	30,000	35,000		29,000
	*Fiscal Agent and Consortium Coordinator										

TITLE VIII, Higher Education Act
COOPERATIVE EDUCATION PROGRAM ADMINISTRATION

STATE	INSTITUTION	PUBLIC		PRIVATE		FEDERAL GRANTS					
		2 yr.	4 yr.	2 yr.	4 yr.	FY 72	FY 73	FY 74	FY 75	FY 76	FY 77
	Olympia Community College, Bremerton	X				\$	\$	\$	\$	\$	\$ 50,000
	University of Puget Sound, Tacoma				X	20,000	30,000	30,000			
	University of Washington, Seattle		X						38,000	35,000	74,975
	Washington State University, Pullman		X							35,000	
	Whitworth College, Spokane				X	3,000	4,300	3,000			
WEST VIRGINIA											
	Alderson Broaddus College, Philippi				X	20,000	32,000	35,000			
	Parkersburg Community College, Parkersburg	X						8,000			
	Potomac State College, Keyser	X					25,000	30,000	20,000		
	Southern West Virginia Community College, Logan	X				20,000	21,000	21,000			20,000
	West Virginia Institute of Technology, Montgomery		X				25,000	45,000	35,000		28,000
	West Virginia Wesleyan College, Buckhannon				X				30,000		
	Wheeling College, Wheeling				X					24,000	34,000
WISCONSIN											
	Alverno College, Milwaukee				X					18,000	
	Marquette University, Milwaukee				X						35,000
	Milwaukee Area Technical College, Milwaukee	X					20,000	30,000	30,000		35,000
	Milwaukee School of Engineering, Milwaukee				X		14,000	15,000	17,000		
	Moraine Park VTAE District, Fond Du Lac	X					15,000	24,000	24,000		

TITLE VIII, Higher Education Act
COOPERATIVE EDUCATION PROGRAM ADMINISTRATION

STATE	INSTITUTION	PUBLIC		PRIVATE		FEDERAL GRANTS					
		2 yr.	4 yr.	2 yr.	4 yr.	FY 72	FY 73	FY 74	FY 75	FY 76	FY 77
	Mount Senario College, Lady Smith				X	\$	20,000	25,000	25,000		
	Northland College, Ashland				X					27,000	34,000
	University of Wisconsin										
	Eau Claire		X							33,000	40,000
	Green Bay		X						40,000		
	La Crosse		X						29,000	43,000	50,000
	Milwaukee		X			22,000	25,000			26,000	
	Stout					33,000					
	University of Wisconsin Center System										
	Baraboo-Sauk	X								*	6,200
	Barron County	X				14,000	35,000	30,000		*	9,323
	Fond Du Lac	X								*	6,200
	Fox Valley	X					*	*		*	6,200
	Manitowoc County	X					*	*		*	6,200
	Marinette County	X						*		74,000	12,877
	Marshfield-Wood County	X								*	6,200
	Oxford	X								*	6,200
	Rock County	X								*	6,200
	Sheboygan	X								*	6,200
	West Bend	X								*	6,200
	Viterbo College, La Crosse				X					35,000	35,000
	Wisconsin Conservatory of Music, Milwaukee				X		20,000				
	WYOMING										
	Eastern Wyoming College, Torrington	X					12,000				
	Western Wyoming College, Rock Springs	X					16,000	25,000	30,000		

Administered In behalf of the UW Center Systems Colleges Indicated

TITLE VIII—COOPERATIVE EDUCATION

APPROPRIATIONS AUTHORIZED

Sec. 801. (a) There are authorized to be appropriated—

(1) for the fiscal year ending June 30, 1976, and the period beginning July 1, 1976, and ending September 30, 1976, \$13,000,000;

(2) for the fiscal year 1977, \$15,000,000;

(3) for the fiscal year 1978, \$20,000,000;

(4) for the fiscal year 1979, \$25,000,000; and

(5) for each of the fiscal years 1980, 1981, and 1982, \$25,000,000.

to enable the Commissioner to make grants pursuant to section 802 to institutions of higher education, or to combinations of such institutions, for the planning, establishment, expansion, or carrying out by such institutions or combinations of programs of cooperative education. Such programs shall provide alternating periods of academic study and of public or private employment, the latter affording students not only the opportunity to earn the funds necessary for continuing and completing their education but, so far as practicable, giving them work experience related to their academic or occupational objectives.

(b) There are further authorized to be appropriated—

(1) \$1,000,000 for the fiscal year ending June 30, 1976, and the period beginning July 1, 1976, and ending September 30, 1976;

(2) \$1,500,000 for the fiscal year 1977;

(3) \$2,500,000 for the fiscal year 1978; and

(4) \$3,000,000 for each of the fiscal years 1978, 1979, 1980, 1981, and 1982.

to enable the Commissioner to make training, demonstration, or research grants or contracts pursuant to section 802.

(c) Appropriations under this title shall not be available for the payment of compensation of students for employment by employers under arrangements pursuant to this part.

20 USC 1133

GRANTS FOR PROGRAMS OF COOPERATIVE EDUCATION

Sec. 802. (a) From the sums appropriated pursuant to subsection (a) of section 801, and for the purposes set forth therein, the Commissioner is authorized to make grants to institutions of higher education that have applied therefor in accordance with subsection (b) of this section, in amounts not in excess of \$175,000 to any one such institution for any fiscal year, and to combinations of such institutions (that have so applied) in amounts not to exceed an amount equal to the product of \$125,000 times the number of institutions participating in such combination, for any fiscal year.

(b) Each application for a grant authorized by subsection (a) of this section shall be filed with the Commissioner at such time or times as he may prescribe and shall—

(1) set forth programs or activities for which a grant is authorized under this section;

(2) specify the portion or portions of such programs or activities which will be performed by a nonprofit organization or institution other than the applicant and the compensation to be paid for such performance;

(3) provide that the applicant will expend during such fiscal year for the purpose of such program or activity not less than was expended for such purpose during the previous fiscal year;

(4) provide that the applicant shall make such reports and keep such records as are essential to insure that the applicant's programs or activities are conducted in accordance with the provisions of this part;

(5) provide for such fiscal control and fund accounting procedures as may be necessary to assure proper disbursement of, and accounting for, Federal funds paid to the applicant under this part; and

(6) include such other information as is essential to carry out the provisions of this part.

(c) No institution of higher education may receive, individually or as a participant in a combination of such institutions, grants under this section for more than five fiscal years. No such institution or combination thereof may receive—

(1) a grant in excess of 100 per centum of the total administrative cost for the first of such fiscal years;

(2) a grant in excess of 90 per centum of such cost for the second of such years;

(3) a grant in excess of 80 per centum of such cost for the third of such years;

(4) a grant in excess of 60 per centum of such cost for the fourth of such years; or

(5) a grant in excess of 30 per centum of such cost for the fifth of such years.

Any provision of law of the contrary notwithstanding, the Commissioner shall not waive the provisions of this subsection.

(d) In approving applications under this section, the Commissioner shall give special consideration to applications from institutions of higher education for programs which show the greatest promise of success because of—

(1) the extent to which programs in the academic discipline with respect to which the application is made have had a favorable reception by employers,

(2) the commitment of the institution of higher education to cooperative education as demonstrated by the plans which such institution had made to continue the program after the termination of Federal financial assistance, and

(3) such other factors as are consistent with the purposes of this section.

20 USC 1133a.

GRANTS AND CONTRACTS FOR TRAINING AND RESEARCH

Sec. 803. From the sums appropriated pursuant to subsection (b) of section 801, the Commissioner is authorized, for the training of persons in the planning, establishment, administration, or coordination of programs of cooperative education, for projects demonstrating or exploring the feasibility or value of innovative methods of cooperative education, for research into methods of improving, developing, or promoting the use of cooperative education programs in institutions of higher education, to—

(1) make grants to or contracts with institutions of higher education, or combinations of such institutions, and

(2) make grants to or contracts with other public or private nonprofit agencies to or organizations, when such grants or contracts will make a especially significant contribution to attaining the objectives of this section.

20 USC 1133b.