

DOCUMENT RESUME

ED 157 578

JC 780 422

AUTHOR Baratta, Mary Kathryn  
 TITLE Follow-Up of 1977 Occupational Graduates.  
 INSTITUTION Moraine Valley Community Coll., Palos Hills, Ill.  
 PUB DATE Jun 78  
 NOTE 113p.

EDRS PRICE MF-\$0.83 HC-\$6.01 Plus Postage.  
 DESCRIPTORS Community Colleges; Employment Patterns; Employment Services; Followup Studies; Graduate Surveys; \*Junior Colleges; \*Participant Satisfaction; Relevance (Education); Student Attitudes; \*Student Characteristics; Student School Relationship; \*Vocational Education; \*Vocational Followup  
 IDENTIFIERS \*Moraine Valley Community College IL

ABSTRACT

As part of a series of annual studies, this survey determined the characteristics and opinions of Moraine Valley Community College (MVCC) occupational graduates for 1976-77. Graduates of business (51 of 81 contacted), health service (72 of 151), public service (60 of 99), and technology (28 of 35) programs responded to a questionnaire that solicited information on graduates' evaluations of instructional methods, MVCC staff, programs, services, and vocational training; present activities; employers' location and type; annual salaries; and job placement. In addition, profiles of graduates in each program were compiled. Graduates rated course offering variety and content, faculty quality and availability, learning laboratory, instruction in occupational and other courses, and internship seminar as good and special cultural events, career conferences, bookstore, and safety and security as fair to good. Almost 30% of all graduates were attending college; 75% were employed full-time; and 80% were in jobs related to MVCC training. More than 50% were employed in the area and 20% in Chicago. A median salary range for all respondents was \$9,601-11,520, with public service graduates reporting lowest medians. Approximately 30% were placed in jobs through MVCC sources. Student characteristics data by program are appended. (TR)

\*\*\*\*\*  
 \* Reproductions supplied by EDRS are the best that can be made \*  
 \* from the original document. \*  
 \*\*\*\*\*



PERMISSION TO REPRODUCE THIS MATERIAL HAS BEEN GRANTED BY

U.S. DEPARTMENT OF HEALTH, EDUCATION & WELFARE  
NATIONAL INSTITUTE OF EDUCATION


Mary Kathryn Baratta

TO THE EDUCATIONAL RESOURCES INFORMATION CENTER (ERIC) AND USERS OF THE ERIC SYSTEM

THIS DOCUMENT HAS BEEN REPRODUCED EXACTLY AS RECEIVED FROM THE PERSON OR ORGANIZATION ORIGINATING IT. POINTS OF VIEW OR OPINIONS STATED DO NOT NECESSARILY REPRESENT OFFICIAL NATIONAL INSTITUTE OF EDUCATION POSITION OR POLICY.

ED157578

# FOLLOW-UP OF 1977 OCCUPATIONAL GRADUATES



Office of Research and Evaluation

MORaine VALLEY COMMUNITY COLLEGE  
10900 S. 88th AVENUE  
PALOS HILLS, ILLINOIS 60465

JUNE 1978

JL 780 422

Preface

This report conducted by the Office of Research and Evaluation, is the sixth report on occupational graduates.

Sincere appreciation is expressed to Sharon Teason who typed the report and to Bob DeCaprio who prepared the graphics.

Mary Kathryn Baratta  
June 1978

Table of Contents

	<u>Page</u>
• Preface . . . . .	-ii-
• List of Tables . . . . .	-iv-
• List of Figures . . . . .	-iv-
I. Objectives . . . . .	1
II. Procedures . . . . .	1
III. Evaluation of MVCC Aspects . . . . .	2
IV. Graduates' Evaluation of Instructional Methods . . . . .	5
V. Graduates' Evaluation of MVCC Occupational Courses . . . . .	9
VI. Present Activities of Occupational Graduates . . . . .	9
VII. Present Job Information . . . . .	13
• Job Location . . . . .	13
• Type of Industry . . . . .	15
• Salary . . . . .	15
• Length of Time Employed . . . . .	17
• How Jobs Were Located . . . . .	17
VIII. Analysis of Occupational Graduates' Transcripts . . . . .	19
IX. Scheduling Problems/Additional Courses . . . . .	20
• Scheduling . . . . .	20
• Courses . . . . .	21
X. Additional Comments . . . . .	22
• Business Graduates . . . . .	22
• Health Science Graduates . . . . .	23
• Public Service Graduates . . . . .	23
• Technology Graduates . . . . .	24
XI. Summary of Results . . . . .	24
A. Evaluation of MVCC Aspects . . . . .	24
B. Evaluation of Instructional Methods . . . . .	25
C. Evaluation of MVCC Occupational Courses . . . . .	25
D. Present Activities of Occupational Graduates . . . . .	26
E. Present Job Information . . . . .	26
F. Transcript Analysis . . . . .	26

Appendix

Appendix A. Occupational Graduate Study Questionnaire . . . . .	27
---	----

List of Tables

<u>Table</u>	<u>Page</u>
1. Occupational Graduate Response Pattern by Program Area . . . . .	1
2. Evaluation of MVCC Aspects by Occupational Program Areas . . . . .	4
3. Evaluation of Instructional Methods by Program Area . . . . .	8
4. Evaluation of Occupational Courses by Program Area . . . . .	11
5. Present Educational Status of Occupational Graduates by Program Area . . . . .	12
6. Present Employment Status of Occupational Graduates by Program Area . . . . .	12
7. 1976, 1977 Placement Patterns for Occupational Graduates . . . . .	14
8. Reasons for Not Working in Field of Study or Related Field . . . . .	13
9. Geographic Location of Graduates' Employers . . . . .	15
10. Entry Level Salaries for 1977 Occupational Graduates . . . . .	18
11. Classes in Which at Least 10 Occupational Graduates Did Not Earn Credit . . . . .	19

List of Figures

<u>Figure</u>	
1. 1976, 1977 Occupational Graduate Evaluation of MVCC Aspects . . . . .	3
2. 1976, 1977 Occupational Graduate Evaluation of Instructional Methods . . . . .	6
3. Evaluation of MVCC Occupational Courses . . . . .	10
4. Types of Firms Employing Occupational Graduates . . . . .	16
5. Median Annual Salary and Salary Ranges by Program Areas for Newly Employed Graduates in Full-Time Jobs . . . . .	16

## I. Objectives

After each yearly graduation a questionnaire is mailed to the occupational graduates. This survey was designed to determine the characteristics and opinions of these occupational graduates. The specific objectives which guided this investigation were to determine:

- A. The graduates' evaluation of instructional methods.
- B. The graduates' evaluation of MVCC staff, programs and services.
- C. The graduates' present activities.
- D. The location and types of graduates' employers.
- E. The graduates' annual salary.
- F. How the graduates' found jobs.
- G. The graduates' evaluation of vocational training.
- H. Courses in which occupational graduates did not succeed.
- I. A profile of graduates in each specific program.

## II. Procedures

A survey of AAS and certificate students who graduated during the 1976-77 academic year was conducted. A questionnaire, cover letter and a business reply envelope was mailed to each graduate. A program specific questionnaire supplement was enclosed for each graduate of a program with 10 or more degrees or certificates awarded. With the exception of graduates who could not be located because of address changes, a second mailing was sent to nonrespondents. Two hundred eleven of the 366 graduates responded to the questionnaire; a 58% response rate. Table 1 summarizes the return rates to the questionnaire for each of the occupational program areas.

Table 1  
Occupational Graduate Response Pattern by Program Area

Program Area	No. of Graduates in Study	% of Graduates	No. of Quest. Returned	% Response	% Response Rate
Business	81	22%	51	24%	63%
Health Science	151	41	72	34	48
Public Service	99	27	60	29	61
Technology	35	10	28	13	80
TOTAL	366	100%	211	100%	58%

To establish the reliability of study results and to obtain population data on the employment of occupational graduates, a telephone survey was conducted of the nonrespondents. An abbreviated version of the occupational graduate questionnaire was used to elicit the graduates' responses to: present occupation, salary, job placement and additional comments. One hundred five graduates or 29% were contacted by telephone. A total of 316 of the 366 occupational graduates or 86% supplied MVCC with information.

The distribution of primary activities of respondents and nonrespondents was similar. Also, the distribution of responses by program area were generally proportional to the number of graduates by program so the study results can be considered characteristic of all 1976-77 occupational graduates.

Data summaries by the four major program areas and a summary of all graduates' responses comprise this report. For programs with 10 or more graduates, supplementary data has been summarized by specific program.

III. Evaluation of MVCC Aspects

Figure 1 displays a summary of the 1976 and 1977 occupational graduates' evaluation of various MVCC aspects.

Although there are variations in the average rating of each MVCC aspect, results of the 1977 evaluation show that, in general, MVCC still maintains its Good rating.


In 1977, the range of ratings for various MVCC aspects was from 2.0 to 3.2. "Faculty Quality," "Faculty-Staff Availability," "Library Services" and "Veteran Services" received rating values of 3.2, Good. "College Food Services" received a rating of 2.0, Fair.

Table 2 displays the evaluation results of MVCC aspects by major program areas.

The range of ratings for the Business programs was from Fair to Good-Excellent. "Veteran Services" was rated Good-Excellent. "Career Exploration" was rated Fair. Comparing the 1976 ratings with the 1977 ratings of Business graduates showed 18 MVCC aspects where the ratings remained the same and 10 MVCC aspects where the ratings changed. The ratings were higher in 1977 for "Orientation Program," "Financial Aid Services," "Registration Process" and "College Food Services." The ratings were lower in 1977 for "Educational Planning," "Personal Counseling," "Career Exploration," "Faculty Quality," "Preventive Health Information" and "Counselor Availability."

The Health Science graduates rated MVCC aspects from Fair to Good. "Educational Planning," "Personal Counseling," "Orientation Program," "Financial Aid Services," "Variety of Course Offerings," "Course Content," "Faculty Quality," "Faculty-Staff Availability," "Learning Laboratory," "Library Services," "Study Skills Center," "Counselor Availability," "Occupational Information in the Crossroads,"

FIGURE I  
1976,1977 OCCUPATIONAL GRADUATE EVALUATION OF MVCC ASPECTS



EXCELLEN 4  
GOOD 3  
FAIR 2  
POOR 1



Table 2

4

## Evaluation of MVCC Aspects by Occupational Program Areas

MVCC Aspect	Business		Health Science		Public Service		Technology	
	1976	1977	1976	1977	1976	1977	1976	1977
Educational Planning	G	F-G	G	G	G	F-G	F-G	F-G
Personal Counseling	G	F-G	G	G	G	G	G	F-G
Career Exploration	F-G	F	G	F-G	F-G	F-G	F-G	F-G
Clubs and Organizations	F-G	F-G	F-G	F	F-G	F-G	F-G	F-G
Program Board	-	F-G	-	F-G	-	F-G	-	F
Special Cultural Events	F-G	F-G	F-G	F-G	F-G	F-G	G	F-G
Orientation Program	F-G	G	G	G	F-G	F-G	F-G	G
Financial Aid Services	F-G	G	G	G	G	G	G	F-G
Job Placement Services	F-G	F-G	G	F-G	F-G	F-G	G	G
Career Conferences	F-G	F-G	G	F-G	F-G	F-G	F	F-G
Registration Process	F-G	G	F-G	F-G	F-G	F-G	F	F-G
Scheduling of Classes	G	G	F-G	F-G	F-G	F-G	F-G	G
Variety of Course Offerings	G	G	G	G	G	G	G	G
Course Content	G	G	G	G	G	G	G	G
Faculty Quality	G-E	G	G-E	G	G	G	G	G
Faculty-Staff Availability	G	G	G	G	G	G	G	G
Bookstore Services	F-G	F-G	F-G	F-G	F-G	F-G	F-G	F-G
College Food Services	F	F-G	F	F	F	F	F	P-F
Learning Laboratory	G	G	G	G	G	G	G	G
Library Services	G	G	G	G	G-E	G	G	G-E
Study Skills Center	G	G	G	G	G	G	G	G-E
Open Classroom Concept	F-G	F-G	F-G	F-G	F-G	F-G	G	G
Subdivision Concept	F-G	F-G	G	F-G	G	G	F-G	F-G
Business/Accounting Office	G	G	F-G	F-G	F-G	F-G	F	F-G
Preventive Health Information	G	F-G	G	F-G	G	F-G	G	G
Safety and Security Services	F-G	F-G	F-G	F-G	G	F-G	F-G	F-G
Counselor Availability	G	F-G	G	G	F-G	F-G	F-G	F
Occupational Information in the Crossroads	F-G	F-G	G	G	F-G	F-G	F-G	F-G
Veteran Services	G-E	G-E	G-E	F-G	G-E	G-E	E	G-E
Instruction in Occupational Courses	-	G	-	G	-	G	-	G
Instruction in Non-Occupational Courses	-	G	-	G	-	G	-	G
Internship or Clinical Experience	-	G	-	G	-	G-E	-	G
Internship Seminar	-	G	-	G	-	G	-	G
Faculty-Staff-Student Mix	-	F-G	-	G	-	G	-	G

Key: E = Excellent    F = Fair  
 G = Good            P = Poor

"Instruction in Occupational Courses," "Instruction in Non-Occupational Courses," "Internship or Clinical Experience," "Internship Seminar" and "Faculty-Staff-Student Mix" were rated Good. "Clubs and Organizations" and "College Food Services" were rated Fair. Comparing the 1977 ratings with the 1976 ratings of Health Science graduates showed 20 MVCC aspects where the ratings remained the same and eight MVCC aspects where the ratings changed. The ratings were lower in 1977 for "Career Exploration," "Clubs and Organizations," "Job Placement Services," "Career Conferences," "Faculty Quality," "Subdivision Concept," "Preventive Health Information" and "Veteran Services." No 1977 ratings of MVCC aspects were higher than their respective 1976 ratings.

The range of ratings for Public Service graduates were from Fair to Good-Excellent. Like the Business graduates, Public Service graduates rated "Veteran Services" as Good-Excellent and "College Food Services" as Fair. From 1976 to 1977 the ratings of MVCC aspects by Public Service graduates remained the same for 24 MVCC aspects and changed for four MVCC aspects. The ratings for "Educational Planning," "Library Services," "Preventive Health Information" and "Safety and Security" were lower than the ratings these MVCC aspects received in 1976. No 1977 rating of MVCC aspects were higher than their respective 1976 ratings.

The Technology graduates rated MVCC aspects from Poor-Fair to Good-Excellent. The MVCC aspects receiving a Good-Excellent rating were "Library Services," "Study Skills Center" and "Veteran Services." A Poor-Fair rating was given to "College Food Services." Comparing the 1977 ratings with the 1976 ratings of MVCC aspects by Technology graduates showed 15 MVCC aspects where the ratings remained the same and 13 MVCC aspects where the ratings changed in value. The ratings for "Orientation Program," "Career Conferences," "Registration Process," "Scheduling of Classes," "Library Services," "Study Skills Center" and "Business/Accounting Office" were higher in value in 1977 than they were in 1976. Lower ratings were received in 1977 for "Personal Counseling," "Special Cultural Events," "Financial Aid Services," "College Food Services," "Counselor Availability" and "Veteran Services."

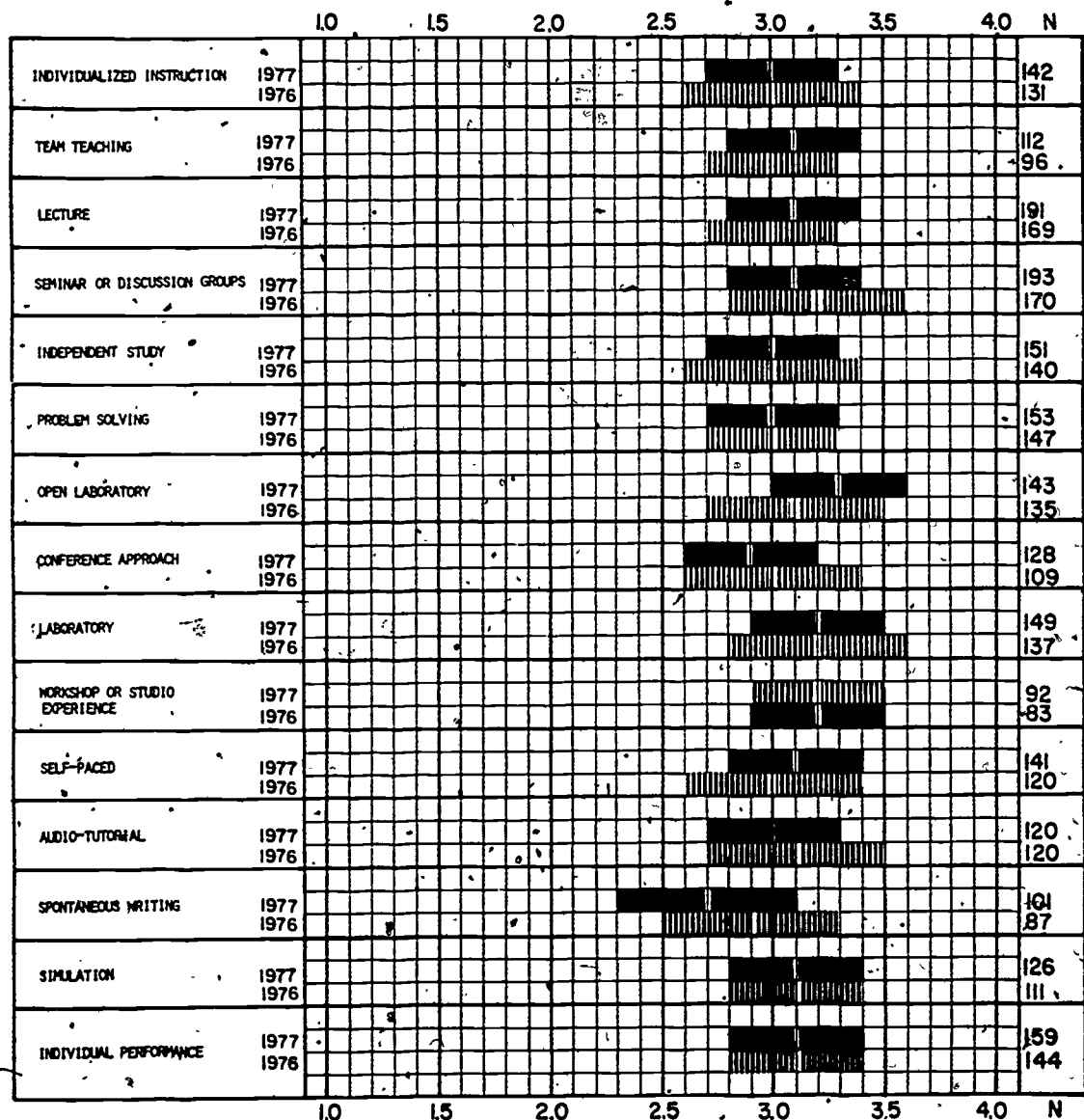
No MVCC aspect received an Excellent rating. Technology graduates had more extreme ratings for MVCC aspects than any of the other program areas.

The following MVCC aspects were rated Good across the four program areas: "Variety of Course Offerings," "Course Content," "Faculty Quality," "Faculty-Staff Availability," "Learning Laboratory," "Instruction in Occupational Courses," "Instruction in Non-Occupational Courses" and "Internship Seminar." A rating of Fair-Good was obtained by "Special Cultural Events," "Career Conferences," "Bookstore Services" and "Safety and Security" across the four program areas.

#### IV. Graduates' Evaluation of Instructional Methods

Occupational graduates were asked to evaluate the instructional methods used at MVCC. Figure 2 displays a summary of the 1976 and the 1977 occupational graduates' evaluation of instructional methods.

FIGURE 2  
1976, 1977 OCCUPATIONAL GRADUATE EVALUATION OF INSTRUCTIONAL METHODS



HIGHLY EFFECTIVE 4  
EFFECTIVE 3  
INEFFECTIVE 2  
HIGHLY INEFFECTIVE 1

Results of the 1976 and 1975 occupational evaluation of instructional methods show that, in general, MVCC instructional methods still maintain their Effective rating, i.e., the instructional methods mean ratings had minor variations from 1976 to 1977.

The range of rating values for instructional methods was from 2.7 to 3.3. "Open Laboratory" was rated 3.3 and "Spontaneous Writing" was rated 2.7.

Table 3 displays the summary of ratings for instructional methods by occupational grouping.

The ratings of instructional modes in the Business area were all Effective. Comparing the 1977 ratings with the 1976 ratings of Business graduates showed that 14 ratings of instructional modes remained the same and one instructional mode had a rating that was lower in value. The "Audio-Tutorial" instructional mode had a lower rating value in 1977 than in 1976.

For the Health Science programs, the range of ratings for instructional modes was from Effective to Effective-Highly Effective. "Laboratory Teaching" and "Open Laboratory" were rated Effective-Highly Effective; the remaining instructional modes were rated Effective. Comparing the 1977 ratings with the 1976 ratings of Health Science graduates showed that the ratings of 13 instructional modes remained the same, one instructional mode had a higher rating in 1977 and one instructional mode had a lower rating. An increased rating value occurred for "Open Laboratory." A lower rating occurred in 1977 for "Workshop or Studio Experience."

The range of ratings for Public Service graduates ranged from Ineffective-Effective to Effective-Highly Effective. "Seminar/Discussion Groups" received the Effective-Highly Effective rating and "Spontaneous Writing" received the Ineffective-Effective rating. From 1976 to 1977, the ratings of 14 instructional modes remained the same and the rating of one instructional mode was lower. "Spontaneous Writing" received a lower rating value in 1977 than it did in 1976.

The Technology graduates rated instructional methods from Ineffective-Effective to Effective-Highly Effective, "Problem Solving," "Open Laboratory," "Laboratory Teaching," "Workshop or Studio Experience" and "Self-Paced" instructional modes received the Effective-Highly Effective rating. "Lecture" and "Spontaneous Writing" were rated Ineffective-Effective. Comparing the 1977 ratings with the 1976 ratings of Technology graduates for instructional modes showed six ratings for instructional modes remaining the same, six ratings higher in value and three ratings lower in value. The rating values were higher in 1977 for "Team Teaching," "Problem Solving," "Open Laboratory," "Laboratory Teaching," "Workshop or Studio Experience" and "Self-Paced." The 1977 ratings of instructional modes were lower for "Lecture," "Individual Performance" and "Spontaneous Writing."

Seven of the 15 instructional modes were rated Effective by all program areas. Of the remaining eight instructional modes, three of the four program areas generally rated the instructional mode the same way.



Table 3  
 Evaluation of Instructional Methods by Program Area

Instructional Method	Business		Health Science		Public Service		Technology	
	1976	1977	1976	1977	1976	1977	1976	1977
Self-Paced, Individualized Instruction	E	E	E	E	E	E	E	E
Team Teaching	E	E	E	E	E	E	I-E	E
Lecture	E	E	E	E	E	E	E	I-E
Seminar/Discussion Groups	E	E	E	E	E-HE	E-HE	E	E
Independent Study	E	E	E	E	E	E	E	E
Problem Solving	E	E	E	E	E	E	E	E-HE
Open Laboratory	E	E	E	E-HE	E	E	E	E-HE
Conference Approach	E	E	E	E	E	E	E	E
Laboratory Teaching	E	E	E-HE	E-HE	E	E	E	E-HE
Workshop/Studio Experience	E	E	E-HE	E	E	E	E	E-HE
Self-Paced	E	E	E	E	E	E	E	E-HE
Audio-Tutorial	E-HE	E	E	E	E	E	E	E
Individual Performance	E	E	E	E	E	E	E-HE	E
Spontaneous Writing	E	E	E	E	E	I-E	E	I-E
Simulation	E	E	E	E	E	E	E	E

Key: HE = Highly Effective  
 E = Effective  
 I = Ineffective  
 HI = Highly Ineffective



## V. Graduates' Evaluation of MVCC Occupational Courses

Figure 3 displays 1977 and 1976 occupational graduates evaluation of their vocational training.

The range of ratings for vocational skills was from 2.5 to 3.4. "Technical Knowledge and Understanding" was rated 3.4, Helpful-Very Helpful. The additional vocational skills gained were Some Help-Helpful (2.5) in gaining a salary increase in the graduates' present position.

Table 4 displays a summary of the occupational graduates' responses to the question "How Helpful Were Your MVCC Courses in Preparing You for the Following Aspects of Your Present Position?"

The Business graduates' ratings of vocational training ranged from Some Help-Helpful to Helpful. All ratings remained the same from 1976 to 1977 except "Knowing How to Get Ahead in a Job in This Industry" which was rated higher in 1977.

The Health Science graduates rated all aspects of their vocational training from Some Help-Helpful to Helpful-Very Helpful. The ratings for "Technical Knowledge and Understanding," "Getting Along with People" and "Knowing How to Get Ahead in a Job in This Industry" were rated lower in 1977 than in 1976.

The ratings by Public Service graduates ranged from Some Help to Helpful-Very Helpful. "Getting Along with People" was rated higher in 1977 than in 1976. "Locating Additional Information Needed on the Job" was rated lower in 1977. The remaining job aspects had the same rating values for 1975 and 1976.

The Technology graduates' ratings ranged from Some Help-Helpful to Helpful-Very Helpful. Ratings for "Technical Knowledge and Understanding," "Getting Along with People" and "Locating Additional Information Needed on the Job" were higher in value in 1977 than in 1976.

"Self-Understanding," "Locating Additional Information Needed on the Job," "Understanding Employer-Employee Relations" and "Communication Skills" were rated the same across all program areas.

## VI. Present Activities of Occupational Graduates

Of the 315 graduates responding to a question on present educational status, 226 or 72% were not enrolled in school, 53 graduates or 17% were part-time students and 36 graduates or 11% were full-time students. The proportion of occupational graduates attending was approximately the same last year. Table 5 summarizes the present educational status of occupational graduates by program area.

Thirty-two percent of the Business graduates, 17% of the Health Science graduates, 40% of the Public Service graduates and 34% of the Technology graduates were continuing their education after graduation from MVCC.

**FIGURE 3**  
**EVALUATION OF MVCC OCCUPATIONAL COURSES**

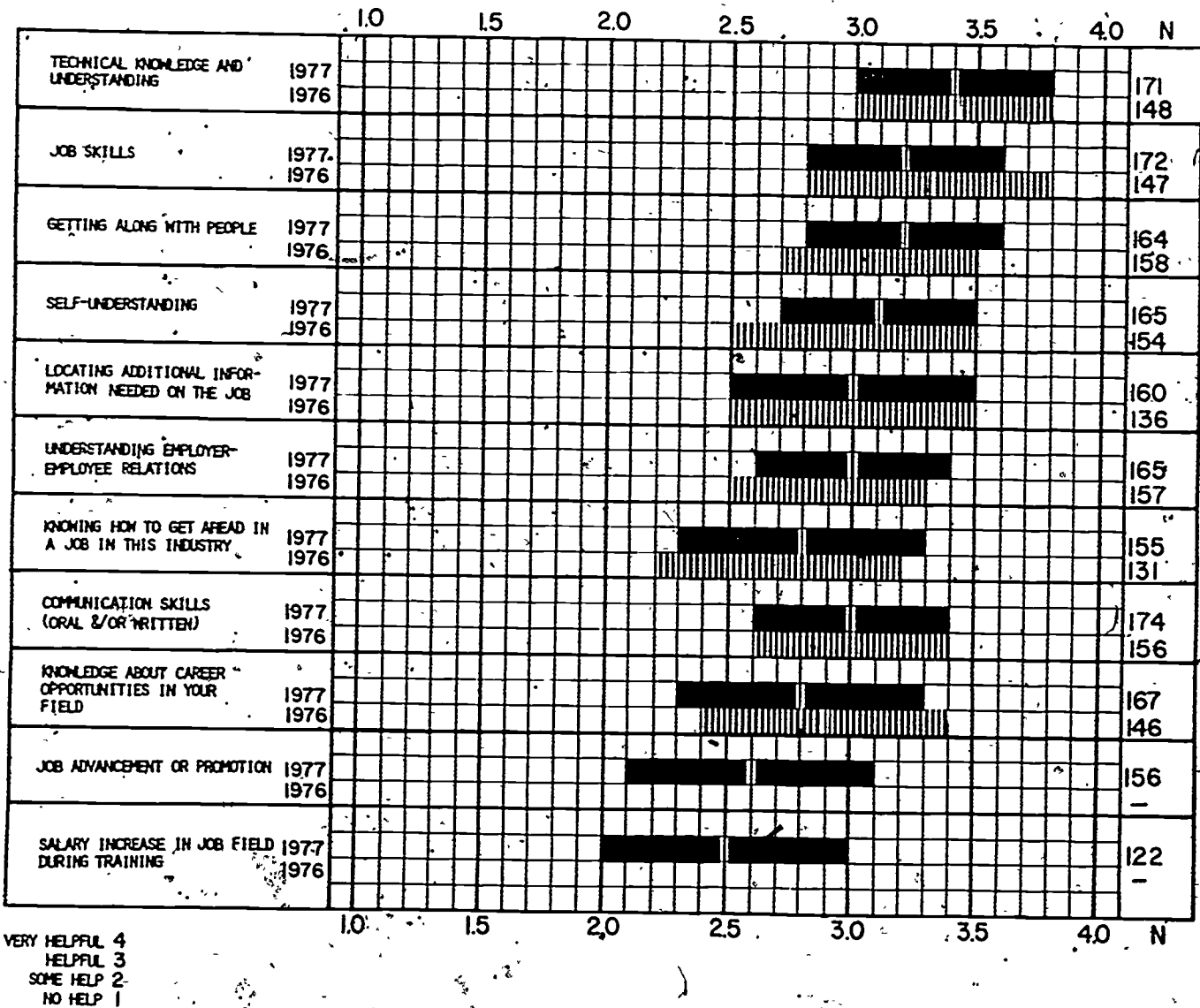


Table 4

## Evaluation of Occupational Courses by Program Area

Job Aspect	Business		Health Science		Public Service		Technology	
	1976	1977	1976	1977	1976	1977	1976	1977
Technical Knowledge and Understanding	H	H	VH	H-VH	H-VH	H-VH	H	H-VH
Job Skills	H	H	H-VH	H-VH	H	H	H	H
Getting Along with People	H	H	H-VH	H	H	H-VH	SH-H	H
Self-Understanding	H	H	H	H	H	H	H	H
Locating Additional Information Needed on the Job	H	H	H	H	H-VH	H	SH-H	H
Understanding Employer-Employee Relations	H	H	H	H	H	H	H	H
Knowing how to Get Ahead in a Job in This Industry	SH-H	H	H	SH-H	SH-H	SH-H	H	H
Communication Skills	H	H	H	H	H	H	H	H
Knowledge about Career Opportunities in Your Field	SH-H	SH-H	H	H	SH-H	SH-H	H	H
Job Advancement or Promotion	-	SH-H	-	H	-	SH-H	-	H
Salary Increase in Job	-	SH-H	-	SH-H	-	SH	-	SH-H

Key: VH = Very Helpful  
H = Helpful  
SH = Some Help  
NH = No Help



Table 5

## Present Educational Status of Occupational Graduates by Program Area

Educational Status	Business		Health Science		Public Service		Technology		Total	
	N	%	N	%	N	%	N	%	N	%
Full-Time Student	3	5%	8	6%	21	23%	4	12%	36	11%
Part-Time Student	18	27	13	11	15	17	7	22	53	17
Not Enrolled in School	45	68	105	83	55	60	21	66	226	72
TOTAL	66	100%	126	100%	91	100%	32	100%	315	100%

Fewer Technological graduates were continuing their education in 1977 than in 1976. Public Service and Business graduates had approximately the same proportion of students continuing their education in 1977 and 1976. Health Science graduates had a larger proportion of their class continuing their education in 1977 than in 1976.

The present employment status of occupational graduates was ascertained. Seventy-eight percent of the 314 graduates are employed full-time, 12% or 38 graduates are employed part-time, 4% or 13 graduates are unemployed but looking for employment and 6% or 20 graduates are unemployed and not seeking employment. These percentages are similar to last years'. Table 6 summarizes the present employment status of occupational graduates by program area.

Table 6

## Present Employment Status of Occupational Graduates by Program Area

Employment Status	Business		Health Science		Public Service		Technology		Total	
	N	%	N	%	N	%	N	%	N	%
Working Full-Time	48	74%	103	81%	63	71%	29	88%	243	78%
Working Part-Time	10	15	10	8	17	19	1	3	38	12
Unemployed, Seeking Work	5	8	2	2	5	6	1	3	13	4
Unemployed, Not Seeking Work	2	3	12	9	4	4	2	6	20	6
TOTAL	65	100%	127	100%	89	100%	33	100%	314	100%

Eighty-nine percent or 58 Business graduates, 89% or 113 Health Science graduates, 90% or 80 Public Service graduates and 91% or 30 Technological graduates are employed.

Table 7 illustrates the placement patterns of 1976 and 1977 occupational graduates. The information reflects only those occupational graduates who responded to a questionnaire mailed by the college or those graduates who responded to a telephone survey. The number of degrees granted and the number of graduates employed in the field or a related field for which they were trained are reported for each occupational program.

Fifty-nine occupational graduates provided reasons for working in an area other than that for which they were trained at MVCC. Table 8 summarizes this data.

Table 8

## Reasons for Not Working in Field of Study or Related Field

Reason	Business	Health Science	Public Service	Technology	Total
Could not find a job in field of preparation	4	0	16	1	21
Better job opportunities in another field	0	0	3	3	6
Preferred to work in another field	2	0	1	0	3
Qualified for new job by continuing my education	1	0	2	1	4
Did not feel I learned enough in my major field	1	0	1	2	4
Not willing to work out of MVCC district	1	0	0	0	1
Other	5	5	8	2	20
<b>TOTAL</b>	<b>14</b>	<b>5</b>	<b>31</b>	<b>9</b>	<b>59</b>

VII. Present Job Information

## Job Location

Each graduate was asked to identify the geographic location and type of firm where he/she was employed. As shown in Table 9, one of every two graduates were employed within District 524.

Table 7  
1976, 1977 Placement Patterns for Occupational Graduates

Occupational Program	Curr. No.	1976				1977			
		No. Degr.	Status Unknown	Not Available for Placement	Placed in Job Directly/Related to Training	No. Degr.	Status Unknown	Not Available for Placement	Placed in Job Directly/Related to Training
Accounting & Computing	1207	18	3	1	10	6	0	2	3
Associate Degree Nursing	1246	71	17	3	49	63	12	5	44
Business Mid-Management	1202	16	1	3	5	21	4	0	14
Child Care	1264	8	3	0	3	16	0	3	10
Data Processing--C	1201	2	0	1	0	1	1	0	0
Data Processing	1206	9	1	1	5	20	4	2	13
Design Drafting Tech.	1221	4	1	2	1	7	0	0	5
Electronics Technology	1224	5	0	1	4	7	1	2	4
Exceptional Education	1265	5	1	2	1	13	3	5	5
Fashion Merchandising	1209	5	0	1	2	6	0	1	3
Finance & Credit	1208	1	0	0	1	1	0	0	1
Fire Science--C	1268	-	-	-	-	-	-	-	-
Fire Science	1262	17	6	0	10	8	0	0	8
General Office Services--C	1203	1	0	0	1	2	0	0	1
General Office Services	1210	-	-	-	-	-	-	-	-
Industrial Engineering Technology--C	1227	2	0	0	2	-	-	-	-
Industrial Engineering Technology	1223	8	1	4	2	10	0	0	8
Industrial Supervision	1222	4	0	0	4	5	1	0	4
Law Enforcement	1260	49	4	3	30	39	5	6	21
Leisure Service Careers	1261	6	3	1	1	2	1	0	0
Marketing Mid-Management	1205	8	3	0	3	7	2	0	4
Mechanical Drafting	1220	-	-	-	-	-	-	-	-
Medical Laboratory Tech.	1242	25	3	0	21	27	5	6	16
Medical Record Tech.	1244	10	2	0	8	13	1	0	12
Nondestructive Eval.	1228	-	-	-	-	-	-	-	-
Operating Room Tech.	1243	14	3	2	9	11	0	1	10
Power Machine Tech.--C	1226	-	-	-	-	1	0	1	0
Power Machine Tech.	1225	2	0	0	2	2	0	0	2
Radiologic Technology	1240	8	1	0	6	18	1	1	15
Respiratory Therapy--C	1247	2	0	0	1	-	-	-	-
Respiratory Therapy	1241	11	3	0	8	21	1	0	20
Secretarial Science	1204	10	0	0	10	16	6	0	9
Security & Loss Prevention	1258	-	-	-	-	-	-	-	-
Social Worker Associate	1269	6	2	1	0	10	0	1	2
Teacher/Library Assist.	1266	17	2	3	12	11	0	0	7
Therapeutic Recreation	1259	-	-	-	-	3	0	1	1
Transportation	1263	7	1	0	4	4	1	0	2

Table 9  
Geographic Location of Graduates' Employers

Location	Business	Health Science	Public Service	Technolpgy	Total
MVCC District	5	36	30	5	91
City of Chicago	6	7	9	6	36
Cook County not including Chicago or MVCC district	10	11	4	10	30
Elsewhere	2	4	5	2	15
TOTAL	23	58	48	23	172

The geographic location for more than nine of every ten occupational graduates was Cook County. The employment of graduates outside of Cook County was similar to previous studies.

Business and Technological graduates tend to be employed in Cook County not including Chicago or the MVCC district. Health Science and Public Service graduates tend to be employed in the MVCC district.

#### Type of Industry

Service industries, including health, legal and recreational, continue to employ the largest proportion of MVCC career graduates (Figure 4). This finding is consistent with findings of previous studies and reflects the distribution of graduates' career fields.

There was an increase in the percentage of occupational graduates employed from 1976 to 1977 in construction, manufacturing, transportation, communications and public utilities, and services. The increases ranged from two percent in manufacturing and transportation, communications and public utilities to four percent in services. There was a decrease of nine percent for MVCC graduates employed in government jobs, a decrease of one percent in the finance and credit field and no change in the wholesale and retail trade field.

#### Salary

Entry level salary ranges and medians are reported by program areas and for all programs in Figure 5. The median salary range \$9,601-\$11,520 for all graduates was up 14% over last year. Public Service graduates had the lowest median salary.

FIGURE 4  
TYPES OF FIRMS EMPLOYING OCCUPATIONAL GRADUATES

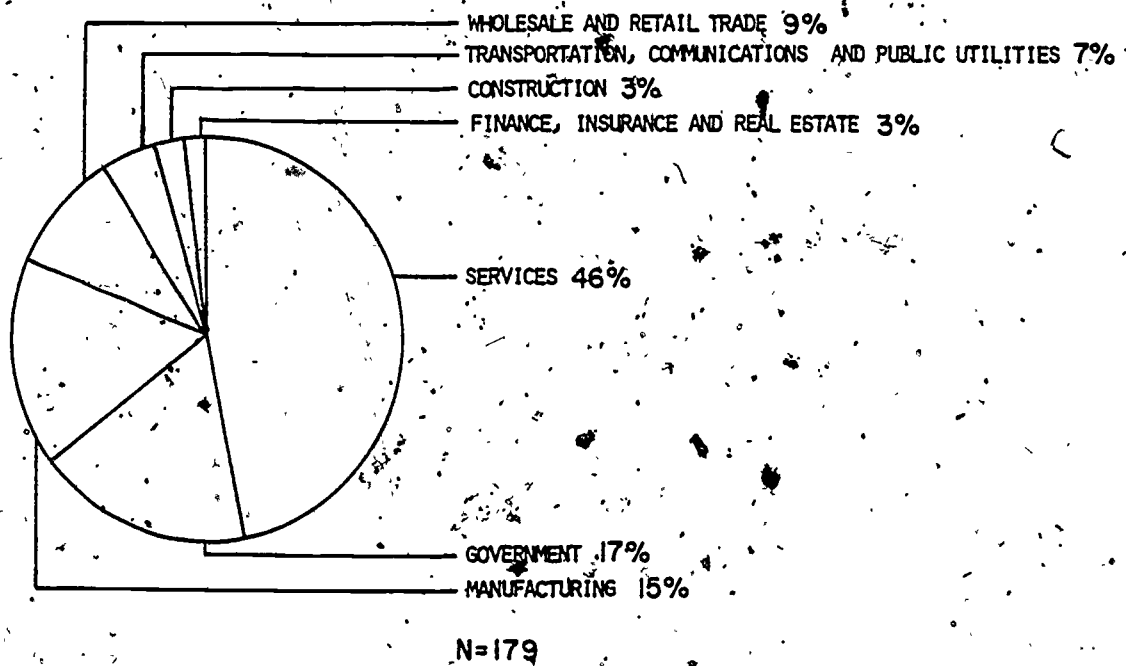
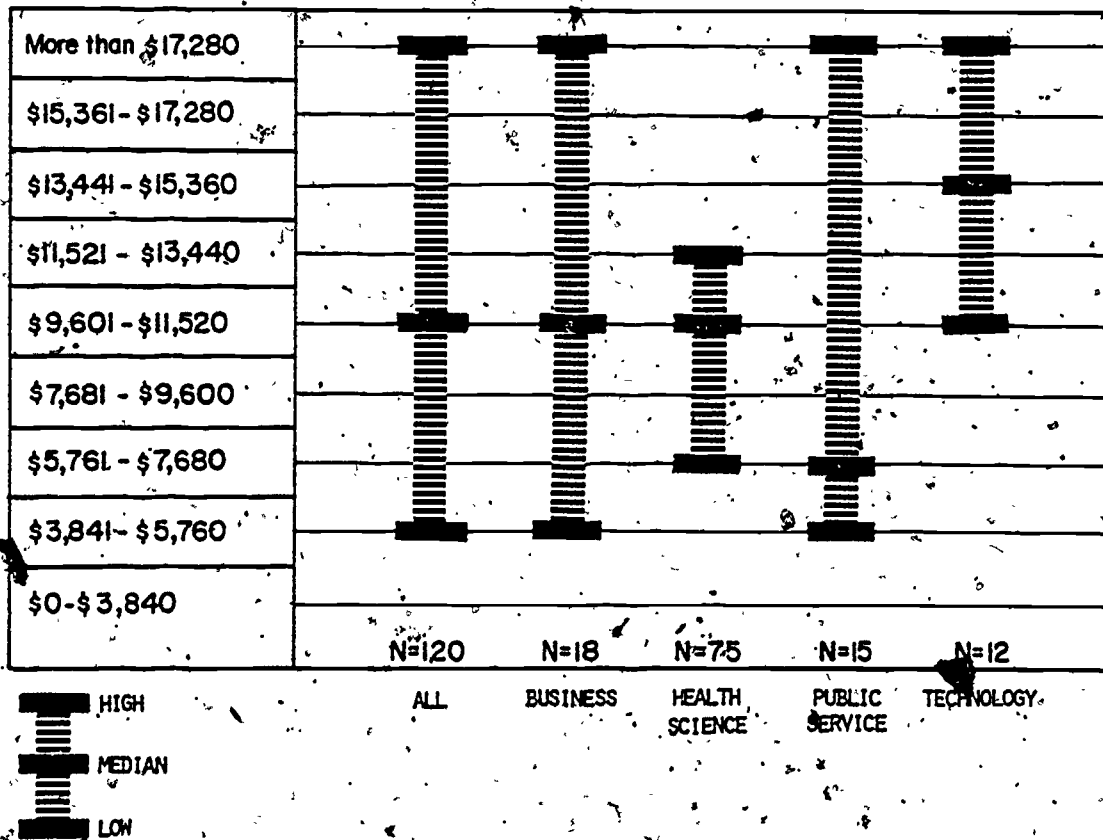


FIGURE 5

MEDIAN ANNUAL SALARY AND SALARY RANGES BY PROGRAM AREA FOR NEWLY EMPLOYED GRADUATES IN FULL TIME JOBS



Salaries of graduates continuing previous full-time jobs ranged from \$5,761-\$7,680 to more than \$17,280. The salary ranges for graduates continuing full-time employment are:

Program	Low	High	Median	N
Business	\$5,761-\$7,680	More than \$17,280	\$13,441-\$15,360	16
Health Science	\$9,601-\$11,520	\$11,521-\$13,440	\$9,601-\$11,520	4
Public Service	\$3,841-\$5,760	More than \$17,280	\$15,361-\$17,280	17
Technology	\$7,681-\$9,600	More than \$17,280	\$15,361-\$17,280	7

In order to better assess starting salaries of newly employed occupational graduates, a breakdown by individual program was necessary. Table 10 summarizes the data for starting career salaries for occupational graduates. The information in Table 10 reflects only those 1977 occupational graduates who responded to a questionnaire mailed by the college or those graduates who responded to a telephone survey. Some respondents did not provide salary information, the median salary reported indicates beginning or entry-level wages.

Length of Time Employed

Eight percent of the occupational graduates have never worked prior to graduating from MVCC. Thirty-three percent of the graduates worked at a job related to their career programs for more than a year. Eight percent of the graduates had worked at a job related to their career program for less than a year before enrolling at MVCC.

Fifty-six percent of the Business graduates were working in fields related to their MVCC studies before enrolling at MVCC. Thirty-three percent of the Technology graduates were working on career related jobs before entering MVCC. Forty-one percent of the Public Service graduates were working in career related fields before enrolling at MVCC. The Health Science graduates had 18% of their graduates employed in career related fields before enrolling at MVCC.

Twenty-five percent of the Health Science graduates, 13% of the Business graduates, 12% of the Public Service graduates and 11% of the Technology graduates have never worked prior to enrolling at MVCC.

How Jobs Were Located

A majority of students reported getting jobs without assistance from the college. Almost three of every ten students obtained jobs through various MVCC sources.



Table 10.  
Entry Level Salaries for 1977 Occupational Graduates

Occupational Program	Curr. No.	No. of Grads.	Respondents Working in Job Related to Training		Median Starting Salary	
			No. of Respondents	Percent Reporting Salary	Monthly	Hourly
Accounting & Computing	1207	6	6	-	-	-
Associate Degree Nursing	1246	63	51	61%	\$ 961-1,120	\$6.01-7.00
Business Mid-Management	1202	21	17	6	1,440+	9.00+
Child Care	1264	16	16	31	321-480	2.01-3.00
Data Processing--Certificate	1201	1	0	-	-	-
Data Processing	1206	20	16	38	1,121-1,280	7.01-8.00
Design Drafting Technology	1221	7	7	43	801-960	5.01-6.00
Electronics Technology	1224	7	6	33	961-1,120	6.01-7.00
Exceptional Education	1265	13	10	-	-	-
Fashion Merchandising	1209	6	6	17	641-800	4.01-5.00
Finance & Credit	1208	1	1	-	-	-
Fire Science--Certificate	1268	-	-	-	-	-
Fire Science	1262	8	8	-	-	-
General Office Service--Certificate	1203	2	2	50	801-960	5.01-6.00
General Office Service	1210	-	-	-	-	-
Industrial Eng. Tech.--Certificate	1227	-	-	-	-	-
Industrial Eng. Tech.	1223	10	10	40	961-1,120	6.01-7.00
Industrial Supervision	1222	5	4	25	1,440+	9.00+
Law Enforcement	1260	39	34	18	961-1,120	6.01-7.00
Leisure Service Careers	1261	2	1	-	-	-
Marketing Mid-Management	1205	7	5	40	1,281-1,440	8.01-9.00
Mechanical Drafting	1220	-	-	-	-	-
Medical Laboratory Technology	1242	27	22	36	801-960	5.01-6.00
Medical Record Technology	1244	13	12	83	641-800	4.01-5.00
Nondestructive Evaluation	1228	-	-	-	-	-
Operating Room Technology	1243	11	11	64	801-960	5.01-6.00
Power Machine Technology--Certificate	1226	1	1	-	-	-
Power Machine Technology	1225	2	2	-	-	-
Radiologic Technology	1240	18	16	31	641-800	4.01-5.00
Respiratory Therapy--Certificate	1247	-	-	-	-	-
Respiratory Therapy	1241	21	20	65	801-960	5.01-6.00
Secretarial Science	1204	16	10	70	641-800	4.01-5.00
Security & Loss Prevention	1258	-	-	-	-	-
Social Worker Associate	1269	10	9	9	481-640	3.01-4.00
Teacher/Library Assistance	1266	11	11	27	481-640	3.01-4.00
Therapeutic Recreation	1259	3	2	-	-	-
Transportation	1263	4	3	68	1,121-1,280	7.01-8.00

Graduates' placement services were:

Method	Business	Health Science	Public Service	Technology	Total	Percent
MVCC Placement Office	0	0	3	2	5	2%
MVCC Program Coordinator or College Faculty	5	8	9	5	27	10
MVCC Job Fair	1	7	0	0	8	3
Continued in MVCC Internship Position	4	25	8	0	37	14
Employment Agency	3	0	0	0	3	1
Continued Previous Full- or Part-Time Job	20	3	24	11	58	22
Found Job by Myself	19	54	29	13	115	43
Other	3	8	1	0	12	5
<b>TOTAL</b>	<b>55</b>	<b>105</b>	<b>74</b>	<b>31</b>	<b>265</b>	<b>100%</b>

The distribution of ways graduates found out about their current job was similar to last years data.

Various MVCC sources were responsible for placing 18% of the Business graduates, 38% of the Health Science graduates, 27% of the Public Service graduates and 23% of the Technology graduates.

#### VIII. Analysis of Occupational Graduates' Transcripts

Classes in which occupational graduates were enrolled were analyzed to determine whether or not the students had any particularly troublesome courses. Courses where at least 10 occupational graduates did not earn credit is presented in Table 11.

Table 11

Classes in Which at Least 10 Occupational Graduates Did Not Earn Credit

Course	Title	No. Not Earning Credit
MTH 114	Intermediate Algebra	29
HUM 101	Introduction to Humanities I	24
MTH 110	Fundamentals of Mathematics	22
BUS 142	Introduction to Accounting	21
PSY 101	Introduction to Psychology	20
COM 101	Composition I	19
PSC 101	Political Science	19
COM 102	Composition II	14
HUM 130	Introduction to Philosophy	10
MTH 115	Measurement and Calculation	10



By discipline, the number of occupational graduates who were not successful in a course were:

ART 12	DFT 3	FIS 2	HUS 7	PER 43	SPA 4
BIO 15	DPR 18	GEO 7	LIT 7	PHY 2	SSC 10
BUS 90	ECO 12	GER 2	MTH 105	POS 15	TCH 7
CCA 1	EEP 2	HIS 13	MUS 1	PSC 20	THR 2
CHM 13	EET 5	HSC 17	NAT 4	PSY 36	TRA 6
COM 55	FRE 2	HUM 43	NUR 1	SOC 11	

Results of the transcript analysis show that the initial enrollment period dates back to 1969 for some individuals but generally the initial enrollment period was current, i.e., 1975:

<u>Initial Enrollment Year</u>	<u>Number</u>	<u>Percent</u>
1969	6	2%
1970	9	2
1971	12	3
1972	21	6
1973	49	14
1974	117	33
1975	134	38
1976	8	2
<u>TOTAL</u>	<u>356</u>	<u>100%</u>

The pattern of student load indicates that 78% of the students enrolled both full- and part-time during their tenure at MVCC, while five percent were enrolled only full-time and 17% were enrolled only on a part-time basis. More often than not, the enrollment periods were continuous.

On the average, occupational graduates attempted five more credit hours than they earned.

#### IX. Scheduling Problems/Additional Courses

Students were asked to indicate any scheduling problems or courses they would like MVCC to offer. The following are unedited comments regarding these topics:

##### Scheduling

- *Don't have four hour gaps between courses.*
- *More night classes.*
- *I feel that people with a full course load (16-17 hrs.) should register first to get all of their classes.*
- *There has to be a better way of registering and scheduling classes at MVCC.*
- *There is a need for a better mix of classes from which to choose in the evening schedule.*

Scheduling (Continued)

- *Secretarial Procedures--Records Management should have been offered more than one class every other semester. It was hard to find room for the class at only one time and less students in the classes would mean a more personal learning experience, more questions would be asked and more understanding resulting.*
- *No help available in scheduling.*
- *More night classes.*
- *Many students in Respiratory Therapy are and must work to support (working) themselves and pay tuition. More consideration should be put forth so that work and school schedules can coincide.*
- *Transportation, billing schedule taught by a qualified person from that field (wasn't available for me).*

Courses

- *More Business courses--production and production planning related courses.*
- *Major community organization and recreation planning.*
- *Establishing public education programs by fire department personnel (using A-V equipment, cameras, etc.).*
- *Seminar or workshop in Environmental Science. Seminar in Fire Prevention Technology.*
- *Wish they offered more in Philosophy.*
- *Courses necessary to become Registered Record Administrator.*
- *More language courses, Italian, German.*
- *A course in display, not only learning about it, but actually doing displays in a sort of lab setting.*
- *More woodworking, more environmental courses.*
- *Carpentry course, workshop.*
- *Scheduling was excellent. Separate anatomy and physiology courses. Combined course is not totally transferrable and leaves a lot out.*
- *Additional Health Science course, Physical Therapy (or program).*
- *I would like to see the Radiologic Technology program expanded to include nuclear medicine and other advanced positions.*
- *Pharmacology course.*



**Courses (Continued)**

- *Criminalistics, traffic control.*
- *Main campus with Lowmik--transportation, cooking courses/chef.*
- *PE1.*
- *Parasitology.*
- *MVCC should offer Library Services courses. Thornton has the courses but does not have the Library seminars. I took mine along with the Teacher Aid seminars. It was informative but I had to adjust them to my own problems.*
- *Advanced Anatomy.*
- *Specialty areas in the final year even presented as week seminars.*
- *Geology.*
- *Pre-Veterinarian.*
- *Should have courses on labor unions in business fields.*
- *Building construction.*
- *Training on Industrial Pneumatic Instruments.*
- *More Spanish courses.*
- *Maybe classes or course programs in Nuclear Medicine and Radiation Therapy, post R.T. training would be beneficial to many in the community.*
- *Wider selection of management and history courses.*
- *Tax courses.*
- *Orthopedic technician.*

**X. Additional Comments**

The following selection of unedited comments were made by 1977 occupational graduates. The statements demonstrate the range of comments and are representative of the comments made.

**Business Graduates**

- *I advanced in my job because of courses at MVCC.*
- *Liked.*
- *Most employers want a 4 year degree in data processing; programming, so my MVCC degree did not help.*

### Business Graduates (Continued)

- Should be a 4 year school.
- One of the most outstanding attributes of MVCC is its counseling service. Keep it up!

### Health Science Graduates

- Our nursing program is excellent because the teachers show students a lot a nurse should be professionally!
- Since I am the only MVCC graduate employed at St. Mary's here in Duluth, I have much opportunity to compare the training I had at MVCC with other kinds of programs. I can honestly say MVCC trained me very well for my job and has made me confident in my performance. I think MVCC has a good nursing program, keep it up!
- Respiratory courses and training very, very good.
- Program good except clinical part; left a lot to be desired and could be improved (this was at time I attended MVCC).
- There was a lot of confusion especially registration for my last semester. We received a registration card with a time and signed our names on a paper under the assigned time. The paper got "lost" and everyone suddenly had an early registration time.
- Orientation program--first meeting presented only "scare" tactics. Scheduling of classes--classes are scheduled at instructors convenience. Faculty-staff-student mix--touchy subject! Dissemination (lecture)--excellent but usually too long! Open Laboratory--not enough space or equipment. Laboratory--not enough space or equipment. Individual Performance, Spontaneous Writing, and Simulation--not enough emphasis placed on these categories. MVCC is the best school I've ever been in, (and I transferred from St. Xavier's) but I was struck by the meager allowances given to your instructors for Respiratory Therapy. More funds is obviously the answer!
- Could have taught some IV skills, blood drawing, etc., at MVCC.
- Good program in nursing.

### Public Service Graduates

- Faculty and counselors failed to explain the certain requirements needed to get hired as a police officer. I am unable to put in applications to many departments because of my height and eyes overall thought I was not hindered by this, I still am glad I completed the course.
- Regarding MVCC Vocational Training--I feel I would have been or will be well prepared, if I should go into the field I trained for which was Child Care.

Public Service Graduates (Continued)

- *Excellent school, 2 year program was good in Law Enforcement.*
- *Psychology course was excellent. Thought the instructor was tops. The courses in Law Enforcement were good. Materials covered were good. Took the courses to up-date my knowledge since I was already on a police force previous to coming to MVCC.*
- *Can't find any job in social work for a 2 year graduate.*
- *MVCC was the best step in my life, it prepared me for a 4 year school more so than those who go from high school straight into a 4 year college. MVCC, as I remember it, was a different type of junior college. It was warm and friendly, the students and faculty were all friendly to each other and willing to help each other. The campus, I know has been improved, and I imagine more classes added. The curriculum was excellent and the teachers quite qualified in their field. I have many fond memories of the school and experiences from classes. It's too bad junior colleges aren't a prerequisite for those transferring to a 4 year college or university. I'm sure it would help the students.*

Technology Graduates

- *Do without Internship and Seminar in Transportation course.*
- *Good school.*
- *At MVCC there seems to be a lot of people pushing work onto someone else and the student is in the middle.*

XI. Summary of Results

A. Evaluation of MVCC Aspects.

1. Business graduates rated "Veteran Services" Good-Excellent. "Career Exploration" was rated Fair.
2. Health Science graduates rated "Educational Planning," "Personal Counseling," "Orientation Program," "Financial Aid Services," "Variety of Course Offerings," "Course Content," "Faculty Quality," "Faculty-Staff Availability," "Learning Laboratory," Library Services," "Study Skills Center," "Counselor Availability," "Occupational Information in the Crossroads," Instruction in Occupational Courses," "Instruction in Non-Occupational Courses," "Internship or Clinical Experience," "Internship Seminar" and "Faculty-Staff-Student Mix" as Good. "Clubs and Organizations" and "College Food Services" were rated Fair.
3. Public Service graduates rated "Veteran Services" Good-Excellent. "College Food Service" was rated Fair.
4. Technology graduates rated "Library Services," "Study Skills Center" and "Veteran Services" Good-Excellent. "College Food Service" was rated Poor-Fair.



5. All occupational graduates rated "Variety of Course Offerings," "Course Content," "Faculty Quality," "Faculty-Staff Availability," "Learning Laboratory," "Instruction in Occupational Courses," "Instruction in Non-Occupational Courses" and "Internship Seminar" as Good. "Special Cultural Events," "Career Conferences," "Bookstore Services" and "Safety and Security" were rated Fair-Good by all occupational graduates.

B. Evaluation of Instructional Methods

1. Business graduates rated all instructional modes as Effective.
2. Health Science graduates rated "Laboratory Teaching" and "Open Laboratory" Effective-Highly Effective.
3. Public Service graduates rated "Seminar/Discussion Group" Effective-Highly Effective.
4. Technology graduates rated "Problem Solving," "Open Laboratory," "Laboratory Teaching," "Workshop or Studio Experience" and "Self-Paced" instructional modes as Effective-Highly Effective.
5. All occupational graduates rated "Self-Paced, Individualized Instruction," "Team Teaching," "Independent Study," "Conference Approach," "Simulation," "Individual Performance," "Audio-Tutorial" Effective.

C. Evaluation of MVCC Occupational Courses

1. Business graduates rated all job aspects except "Knowledge About Career Opportunities in Your Field," "Job Advancement or Promotion" and "Salary Increase in Job" as Helpful.
2. Health Science graduates rated "Technical Knowledge and Understanding" and "Job Skills" as Helpful-Very Helpful. "Knowing How to Get Ahead in a Job in This Industry" and "Salary Increase in Job" were rated Some Help-Helpful.
3. Public Service graduates rated "Technical Knowledge and Understanding" and "Getting Along with People" as Helpful-Very Helpful. "Salary Increase in Job" was rated Some Help.
4. Technology graduates rated "Technical Knowledge and Understanding" Helpful-Very Helpful. "Salary Increase in Job" was rated Some Help-Helpful.
5. "Self Understanding," "Locating Additional Information Needed on the Job," "Understanding Employer-Employee Relations" and "Communication Skills" were rated Helpful by all occupational graduates.

D. Present Activities of Occupational Graduates

1. Almost three of every ten occupational graduates are attending college.
2. More than three of every four occupational graduates are employed full-time.
3. Almost eight of every ten occupational graduates are employed in a job related to their MVCC training.

E. Present Job Information

1. Of every ten graduates, more than five are employed within the MVCC district and more than two were employed in Chicago.
2. More than half of the Health Science and Public Service graduates are employed within the MVCC district.
3. Service industries, including health, legal and recreational employ 46% of the 1976-77 occupational graduates.
4. A median salary range of \$9,601-\$11,520 was reported for all graduates. Public Service graduates had the lowest median salary.
5. Almost one of every four occupational graduates continued a previous full- or part-time job.
6. Almost three of every ten occupational graduates were placed in jobs through various MVCC sources. The largest percentage of occupational graduates placed in jobs by various MVCC sources occurred for the Health Sciences area.

F. Transcript Analysis

1. At least 10 occupational graduates did not earn credit in 10 courses.
2. Math courses enrolled 105 occupational graduates who did not earn credit, followed by 90 students in business courses, 55 students in communications courses and 43 students in humanities and physical education and recreation courses.
3. Initial enrollment periods for occupational graduates was two or three years before their 1977 graduation date.
4. Almost eight of every ten students enrolled both full- and part-time during their tenure at MVCC.
5. More often than not, enrollment periods at MVCC were continuous.

MORAIN VALLEY COMMUNITY COLLEGE  
Office of Research & Evaluation  
Occupational Graduate Study  
1977

A. EVALUATION OF MVCC

Listed below are a number of aspects of your MVCC educational experience. Evaluate each aspect by circling the appropriate letter before the item number. Use this key:

- a = Excellent
- b = Good
- c = Fair
- d = Poor
- e = Not Applicable

- a b c d e 1. Educational planning by cross-roads staff
- a b c d e 2. Personal counseling by counselors
- a b c d e 3. Career exploration by counselors
- a b c d e 4. Clubs and organizations
- a b c d e 5. Program Board/Recreational activities
- a b c d e 6. Special cultural events
- a b c d e 7. Orientation program
- a b c d e 8. Financial Aid services
- a b c d e 9. Job Placement services
- a b c d e 10. Career conferences
- a b c d e 11. Registration process
- a b c d e 12. Scheduling of classes
- a b c d e 13. Variety of course offerings
- a b c d e 14. Course content
- a b c d e 15. Faculty quality
- a b c d e 16. Faculty-staff availability
- a b c d e 17. Bookstore services
- a b c d e 18. College food services
- a b c d e 19. Learning Laboratory
- a b c d e 20. Library services
- a b c d e 21. Study Skills Center
- a b c d e 22. "Open classroom" concept
- a b c d e 23. "Subdivision" concept
- a b c d e 24. Business/Accounting Office services
- a b c d e 25. Preventive Health Information Seminars
- a b c d e 26. Safety and Security services
- a b c d e 27. Counselor availability
- a b c d e 28. Occupational information in the crossroads
- a b c d e 29. Veteran services
- a b c d e 30. Instruction in occupational courses
- a b c d e 31. Instruction in non-occupational courses
- a b c d e 32. Internship or clinical experience
- a b c d e 33. Internship seminar
- a b c d e 34. Faculty-staff-student mix

B. EVALUATION OF INSTRUCTIONAL METHODS

Listed below are methods of instruction used at MVCC. By circling the appropriate letter, evaluate each instructional method according to your learning experiences. Use this key:

- a = Highly Effective
- b = Effective
- c = Ineffective
- d = Highly Ineffective
- e = Not Used

- a b c d e 35. Self-paced, Individualized Instruction
- a b c d e 36. Team teaching
- a b c d e 37. Dissemination (Lecture)
- a b c d e 38. Seminar or discussion groups
- a b c d e 39. Independent study
- a b c d e 40. Problem solving
- a b c d e 41. Open laboratory
- a b c d e 42. Conference approach
- a b c d e 43. Laboratory
- a b c d e 44. Workshop or studio experience
- a b c d e 45. Self-paced
- a b c d e 46. Audio-tutorial
- a b c d e 47. Individual performance
- a b c d e 48. Spontaneous writing
- a b c d e 49. Simulation

C. MY PRESENT ACTIVITIES

## 50. Present Educational Status

- a. Full-time student
- b. Part-time student
- c. Not enrolled in school

## 51. Present Employment Status

- a. Working full-time (35 hours or more a week)
- b. Working part-time (less than 35 hours)
- c. Unemployed but actively seeking a job
- d. Unemployed, not actively seeking a job

## 52. If your present job is not related to your MVCC curriculum, please check the primary reason that applies.

- a. Could not find a job in field of preparation
- b. Better job opportunities in another field
- c. Preferred to work in another field
- d. Qualified for new job by continuing my education
- e. Did not feel I learned enough in my major field
- f. Not willing to work out of MVCC district
- g. Other

(Over, please)



COMPLETE THIS PAGE IF YOU ARE EMPLOYED FULL- OR PART-TIME

D. PRESENT JOB INFORMATION

Please indicate the following information about your present position.

53. Firm or Employer \_\_\_\_\_

54. Employer Address \_\_\_\_\_

55. Supervisor's Name \_\_\_\_\_

56. Exact title of your position \_\_\_\_\_

57. Length of time employed in present position \_\_\_\_\_

58. Type of business (circle the category which best describes the business's major activity).

- a. Agriculture
- b. Construction
- c. Manufacturing
- d. Transportation, Communications and Public Utilities
- e. Wholesale and Retail Trade
- f. Finance, Insurance and Real Estate
- g. Services (Health, Legal, Recreational, etc.)
- h. Government (Federal, State, local)
- i. Mining and Petroleum
- j. Other (Specify): \_\_\_\_\_

59. Circle the appropriate category for your present monthly salary before deductions.

- a. At most \$320 a month or (at most \$2.00 an hour)
- b. \$321-\$480 a month or (\$2.01-\$3.00 an hour)
- c. \$481-\$640 a month or (\$3.01-\$4.00 an hour)
- d. \$641-\$800 a month or (\$4.01-\$5.00 an hour)
- e. \$801-\$960 a month or (\$5.01-\$6.00 an hour)
- f. \$961-\$1,120 a month or (\$6.01-\$7.00 an hour)
- g. \$1,121-\$1,280 a month or (\$7.01-\$8.00 an hour)
- h. \$1,281-\$1,440 a month or (\$8.01-\$9.00 an hour)
- i. More than \$1,440 a month or (more than \$9.00 an hour)

60. Before enrolling for my career program at MVCC, I had:

- a. Never worked
- b. Never worked at a job related to my program
- c. Worked at a job related to my career program for less than a year
- d. Worked at a job related to my career program for a year or more

61. Circle the letter of the ONE source most helpful in finding your first job upon leaving MVCC.

- a. College Placement office
- b. Program coordinator or college faculty
- c. MVCC Job Fair
- d. Public employment agency
- e. Private employment agency
- f. Found job completely on my own
- g. None: continued a job held prior to internship
- h. None: continued in a position at internship site
- i. Other (Please indicate): \_\_\_\_\_

E. MVCC VOCATIONAL TRAINING

How helpful were your MVCC occupational (vocational/technical) courses in preparing you for the following aspects of your present position? (Circle appropriate letter.)

- a = Very Helpful
- b = Helpful
- c = Some Help
- d = No Help
- e = Does Not Apply

a b c d e 62. Technical knowledge and understanding

a b c d e 63. Job skills

a b c d e 64. Getting along with people

a b c d e 65. Self understanding

a b c d e 66. Locating additional information needed on the job

a b c d e 67. Understanding employer-employee relations

a b c d e 68. Knowing how to get ahead in a job in this industry

a b c d e 69. Communication skills (oral and/or written)

a b c d e 70. Knowledge about career opportunities in your field

a b c d e 71. Job advancement or promotion

a b c d e 72. Salary increase in job held during my training

F. OTHER

73. Please indicate any scheduling problems and/or courses you would like MVCC to offer.

THANK YOU. PLEASE FEEL FREE TO MAKE ANY ADDITIONAL COMMENTS.

OCCUPATIONAL GRADUATE PROGRAM SUMMARIES

This report is a summary of 1977 occupational program graduate characteristics. Also included is an evaluation of their vocational training. The following information is provided by program: sex, age, credit hours attempted, credit hours earned, grade-point-average, attendance status, initial enrollment year, "X" grades received, educational status, employment status, median starting salary and an evaluation of vocational training. In addition, for programs with at least 10 graduates, there is an evaluation of the Quality of Teaching, Training Aids and Equipment, Usefulness of Courses to Their Career and any comments made by graduates of the program.

Mary Kathryn Baratta  
July 1978

Data Processing Systems-Certificate--1201

<u>Sex</u>	<u>No.</u>
Male	0
Female	1

Median Age = 33

Average Number of Credit Hours Attempted = 33  
 Average Number of Credit Hours Earned = 30  
 Average G.P.A. = 3.20

<u>Attendance Status</u>	<u>No.</u>
Attended Full-Time Only	0
Attended Part-Time Only	0
Attended Both Full- and Part-Time	1

<u>Initial Enrollment Year</u>	<u>No.</u>
1975	1

<u>"X" Grades</u>	<u>No.</u>
DPR 205	1

Number of Degrees Granted - 1  
 Status Unknown = 1  
 Not Available for Placement = 0  
 Placed in Job Directly Related to Training = 0  
 Working in an Unrelated Job = 0  
 Median Starting Salary = -- per month or -- per hour

<u>Employment Status</u>	<u>No.</u>	<u>Percent</u>
Working Full-Time	1	100%
Working Part-Time	0	0
Unemployed, Not Actively Seeking a Job	0	0
<b>TOTAL</b>	<u>1</u>	<u>100%</u>

<u>Educational Status</u>	<u>No.</u>	<u>Percent</u>
Full-Time Student	0	0%
Part-Time Student	0	0
Not Enrolled in School	1	100%
<b>TOTAL</b>	<u>1</u>	<u>100%</u>

Business Mid-Management--1202

<u>Sex</u>	<u>No.</u>
Male	19
Female	1

Median Age = 30

Average Number of Credit Hours Attempted = 67

Average Number of Credit Hours Earned = 62

Average G.P.A. = 3.20

<u>Attendance Status</u>	<u>No.</u>
Attended Full-Time Only	0
Attended Part-Time Only	4
Attended Both Full- and Part-Time	16

<u>Initial Enrollment Year</u>	<u>No.</u>
1970	2
1971	1
1972	1
1973	1
1974	8
1975	7

<u>"X" Grades</u>	<u>No.</u>	<u>"X" Grades</u>	<u>No.</u>	<u>"X" Grades</u>	<u>No.</u>
BUS 140	2	COM 101	2	HUM 130	2
BUS 142	3	COM 103	1	PHY 150	1
BUS 230	1	COM 111	1	POS 103	1
BUS 232	1	DPR 104	1	PSY 101	2
BUS 233	1	ECO 101	2	MTH 110	3
BUS 237	1	ECO 102	1	MTH 114	4
CHM 111	1	HIS 201	1	MTH 138	2
COM 099	1	HUM 100	1		

Number of Degrees Granted = 21

Status-Unknown = 4

Not Available for Placement = 0

Placed in Job Directly Related to Training = 14

Working in an Unrelated Job = 3

Median Starting Salary = \$1,440+ per month or \$9.00+ per hour

<u>Employment Status</u>	<u>No.</u>	<u>Percent</u>
Working Full-Time	13	93%
Working Part-Time	1	7
Unemployed, Not Actively Seeking a Job	0	0
TOTAL	14	100%

<u>Educational Status</u>	<u>No.</u>	<u>Percent</u>
Full-Time Student	0	0%
Part-Time Student	9	60
Not Enrolled in School	6	40
TOTAL	15	100%

Evaluation of Vocational Training

	Very Helpful	Helpful	Some Help	No Help	Number
Technical knowledge and understanding	2	4	3	0	9
Job skills	5	3	2	0	10
Getting along with people	7	3	0	0	10
Self-understanding	6	3	1	0	10
Locating additional information needed on the job	3	4	2	1	10
Understanding employer-employee relations	5	4	2	0	11
Knowing how to get ahead in a job in this field	4	5	1	0	10
Communication skills	4	4	3	0	11
Knowledge about career opportunities in field	2	2	4	2	10
Job advancement or promotion	4	5	1	1	11
Salary increases in job held during my training	3	2	2	3	10

Evaluation of Quality of Teaching, Training Aids and Equipment and Usefulness of the Course to Your Career

	BUS 136	BUS 142	BUS 231	BUS 100	BUS 120	DPR 101
<u>Quality</u>						
Excellent	2	3	6	5	4	1
Good	5	3	1	2	4	5
Fair	1	1	1	0	1	2
Poor	0	1	1	0	0	0
TOTAL	8	8	9	7	9	8
<u>Equipment</u>						
Excellent	0	2	4	3	3	4
Good	5	4	4	3	4	2
Fair	1	0	1	1	1	2
Poor	1	1	0	0	0	0
TOTAL	7	7	9	7	8	8
<u>Usefulness</u>						
Very	1	3	6	4	4	2
Fairly	3	1	1	2	2	1
Some	3	1	1	1	2	2
None	0	2	0	0	0	2
TOTAL	7	7	8	7	8	7

Business Mid-Management (Continued)

3

The number of elective hours for this program should be:

- a. Increased (1)      b. Remain the same (7)      c. Decreased (1)

The internship experience for this program should be:

- a. A two semester requirement (4)  
b. A one semester requirement (1)  
c. It should not be required (4)

Comments

What did you like most about your MVCC business mid-management program experience?

- The internship program and the management courses because of the discrepancies in class with the teacher. They really helped me with my work.
- The flexibility of taking any course you wanted.
- A lot of the teachers were good and most of the courses were good.
- Directly correlated to work I was doing.
- Relationship with teachers and their knowledge of the business world, Not totally academic.
- I plan on going into my own business some day, and it will greatly help.
- The internship (on-the-job experience).
- Variety of courses offered.

What did you dislike most about your MVCC business mid-management program experience?

- Some of the teachers and some of the tinier courses were offered.
- You're not really learning one specific subject.
- Open classrooms, group discussions.
- Data Processing and Cost Accounting course (neither instructor taught much).
- Can't think of any dislikes.
- Accounting program.

Of all the business courses which you took, which do you think you should have taken first?

- Business Math.
- Basic Math and Algebra courses.
- Introduction to Business. (3)
- Principles of Management. (2)
- Accounting.

General Office Services--1203

<u>Sex</u>	<u>No.</u>
Male	1
Female	1

Median Age = 20

Average Number of Credit Hours Attempted = 52  
 Average Number of Credit Hours Earned = 44  
 Average G.P.A. = 2.806

<u>Attendance Status</u>	<u>No.</u>
Attended Full-Time Only	0
Attended Part-Time Only	0
Attended Both Full- and Part-Time	2

<u>Initial Enrollment Year</u>	<u>No.</u>
1975	2

<u>"X" Grades</u>	<u>No.</u>
BUS 100	1
BUS 142	2
BUS 143	1
DPR 202	1

Number of Degrees Granted = 2  
 Status Unknown = 0  
 Not Available for Placement = 0  
 Placed in Job Directly Related to Training = 1  
 Working in an Unrelated Job = 1  
 Median Starting Salary = \$801-960 per month or \$5.01-6.00 per hour

<u>Employment Status</u>	<u>No.</u>	<u>Percent</u>
Working Full-Time	1	50%
Working Part-Time	0	0
Unemployed, Not Actively Seeking a Job	1	50
TOTAL	2	100%

<u>Educational Status</u>	<u>No.</u>	<u>Percent</u>
Full-Time Student	0	0
Part-Time Student	1	100%
Not Enrolled in School	0	0
TOTAL	1	100%



Evaluation of Vocational Training

	Very Helpful	Helpful	Some Help	No Help	Number
Technical knowledge and understanding	0	1	0	0	1
Job skills	0	1	0	0	1
Getting along with people	0	0	0	0	0
Self-understanding	0	0	0	0	0
Locating additional information needed on the job	0	0	1	0	1
Understanding employer-employee relations	0	0	0	0	0
Knowing how to get ahead in a job in this field	0	0	0	0	0
Communication skills	0	1	0	0	1
Knowledge about career opportunities in field	0	0	0	0	0
Job advancement or promotion	0	0	0	0	0
Salary increases in job held during my training	0	1	0	0	1

Secretarial Science--1204

<u>Sex</u>	<u>No.</u>
Male	0
Female	14

Median Age = 21

Average Number of Credit Hours Attempted = 68

Average Number of Credit Hours Earned = 64

Average G.P.A. = 3.158

<u>Attendance Status</u>	<u>No.</u>
Attended Full-Time Only	3
Attended Part-Time Only	2
Attended Both Full- and Part-Time	9

<u>Initial Enrollment Year</u>	<u>No.</u>
1969	1
1970	1
1971	1
1972	1
1973	1
1974	2
1975	7

<u>"X" Grades</u>	<u>No.</u>	<u>"X" Grades</u>	<u>No.</u>	<u>"X" Grades</u>	<u>No.</u>
BUS 102	1	DPR 101	1	PER 103	1
BUS 121	1	ECO 101	1	PER 105	1
BUS 136	1	LIT 220	1	PER 110	1
BUS 142	2	MTH 113	1	PSC 101	2
BUS 201	3	MTH 138	1	SPA 101	1
BUS 211	5				

Number of Degrees Granted = 16

Status Unknown = 6

Not Available for Placement = 0

Placed in Job Directly Related to Training = 9

Working in an Unrelated Job = 1

Median Starting Salary = \$641-800 per month or \$4.01-5.00 per hour

<u>Employment Status</u>	<u>No.</u>	<u>Percent</u>
Working Full-Time	12	86%
Working Part-Time	2	14
Unemployed; Not Actively Seeking a Job	0	0
TOTAL	14	100%

<u>Educational Status</u>	<u>No.</u>	<u>Percent</u>
Full-Time Student	0	0
Part-Time Student	2	14
Not Enrolled in School	12	86
TOTAL	14	100%

Evaluation of Vocational Training

	Very Helpful	Helpful	Some Help	No Help	Number
Technical knowledge and understanding	3	3	2	0	8
Job skills	4	4	2	0	10
Getting along with people	4	2	5	0	11
Self-understanding	3	3	4	0	10
Locating additional information needed on the job	4	3	1	0	8
Understanding employer-employee relations	4	3	3	0	10
Knowing how to get ahead in a job in this field	3	4	1	0	8
Communication skills	3	6	2	0	11
Knowledge about career opportunities in field	3	3	3	1	10
Job advancement or promotion	2	4	2	1	9
Salary increases in job held during my training	2	3	2	1	8

Evaluation of Quality of Teaching, Training Aids and Equipment and Usefulness of the Course to Your Career

	BUS 102	BUS 112	BUS 120	BUS 121	BUS 201	BUS 215	BUS 249	COM 111	COM 112
<u>Quality</u>									
Excellent	4	5	4	7	6	5	5	6	5
Good	5	2	4	4	1	4	3	2	3
Fair	0	2	1	0	2	0	1	0	0
Poor	0	0	1	0	0	0	0	0	0
TOTAL	9	9	10	11	9	9	9	8	9
<u>Equipment</u>									
Excellent	7	6	3	8	6	7	7	5	5
Good	1	1	3	2	2	1	1	2	2
Fair	0	1	1	0	0	0	0	0	1
Poor	0	0	1	0	0	0	0	0	0
TOTAL	8	8	8	10	8	8	8	7	8
<u>Usefulness</u>									
Very	8	4	4	4	7	7	5	4	5
Fairly	1	1	3	3	2	1	2	3	2
Some	0	2	2	3	0	0	1	0	0
None	0	2	1	1	0	1	1	1	2
TOTAL	9	9	10	11	9	9	9	8	9

Skills or general knowledge should have been stressed more in your program:

- a. Vocabulary development (3)
- b. Verbal communication skills (4)
- c. Spelling (2)
- d. English grammar (5)
- e. No additional skills (3)
- f. Other (3):
  - Good personality, poise.
  - From business experience, I believe spelling is sorely neglected in secretarial classes. By the time MVCC has the student it is usually too late. Should be done in grammar and high school.
  - Help with letter writing. I switched to secretarial after taking COM 101 and I needed help. Other people did too. Should have had to create more letters.

Comments

What did you like most about your MVCC secretarial science program experience?

- *The wide range of classes that MVCC offered to the secretarial student.*
- *Nice to have the paper that says you're "qualified" for the job you've had so long!*
- *I enjoyed the students in the career courses because of a mutual interest.*
- *Comparing situations in class brought out to work--helped a lot.*
- *The variety of courses and you got to know your colleagues pretty well.*
- *The secretarial program touches all aspects needed in becoming a secretary.*
- *Courses were well taught, students gained knowledge plus a sense of discipline. All courses helped me develop a well rounded education, although I choose to work in a more accounting type job.*
- *Meeting other people going into the same field and talking over different experiences.*
- *The instructors.*

What did you dislike most about your MVCC secretarial science program experience?

- *Internship Seminar meetings were a waste of time. A book was bought for that class that was never used.*
- *Repetitious of my business college education and 12 years work experience.*
- *Too much crammed into my Secretarial Procedures class.*
- *No complaints at all.*
- *Having to rush in order to finish your book by the end of the semester and not learning the material well enough due to rushing.*
- *The late night classes.*

Marketing Mid-Management--1205

<u>Sex</u>	<u>No.</u>
Male	6
Female	1

Median Age = 29

Average Number of Credit Hours Attempted = 67

Average Number of Credit Hours Earned = 59

Average G.P.A. = 3.273

<u>Attendance Status</u>	<u>No.</u>
Attended Full-Time Only	0
Attended Part-Time Only	2
Attended Both Full- and Part-Time	5

<u>Initial Enrollment Year</u>	<u>No.</u>
1972	1
1973	1
1974	3
1975	2

<u>"X" Grades</u>	<u>No.</u>	<u>"X" Grades</u>	<u>No.</u>	<u>"X" Grades</u>	<u>No.</u>
BUS 130	1	ECO 102	2	MTH 118	2
BUS 131	1	HUM 101	1	PER 191	1
BUS 142	3	MTH 099	1	PSY 101	1
BUS 143	1	MTH 110	3	SOC 101	1
BUS 232	1	MTH 111	1	SPA 101	1
ECO 101	1	MTH 114	1		

Number of Degrees Granted = 7

Status Unknown = 2

Not Available for Placement = 0

Placed in Job Directly Related to Training = 4

Working in an Unrelated Job = 1

Median Starting Salary = \$1,281-1,440 per month or \$8.01-9.00 per hour

<u>Employment Status</u>	<u>No.</u>	<u>Percent</u>
Working Full-Time	4	100%
Working Part-Time	0	0
Unemployed, Not Actively Seeking a Job	0	0
TOTAL	4	100%

<u>Educational Status</u>	<u>No.</u>	<u>Percent</u>
Full-Time Student	0	0%
Part-Time Student	1	20
Not Enrolled in School	4	80
TOTAL	5	100%

## Evaluation of Vocational Training

	Very Helpful	Helpful	Some Help	No Help	Number
Technical knowledge and understanding	1	1	2	0	4
Job skills	0	1	3	0	4
Getting along with people.	2	1	1	0	4
Self-understanding	1	2	1	0	4
Locating additional information needed on the job	0	3	1	0	4
Understanding employer-employee relations	2	1	1	0	4
Knowing how to get ahead in a job in this field	0	2	2	0	4
Communication skills	1	1	2	0	4
Knowledge about career opportunities in field	0	1	3	0	4
Job advancement or promotion	0	0	3	1	4
Salary increases in job held during my training	0	1	2	1	4

Data Processing Systems--1206

<u>Sex</u>	<u>No.</u>
Male	13
Female	7

Median Age = 25

Average Number of Credit Hours Attempted = 64

Average Number of Credit Hours Earned = 61

Average G.P.A. = 3.44

<u>Attendance Status</u>	<u>No.</u>
Attended Full-Time Only	0
Attended Part-Time Only	1
Attended Both Full- and Part-Time	19

<u>Initial Enrollment Year</u>	<u>No.</u>
1972	3
1973	5
1974	8
1975	4

<u>"X" Grades</u>	<u>No.</u>	<u>"X" Grades</u>	<u>No.</u>	<u>"X" Grades</u>	<u>No.</u>
ART 101	1	DPR 103	1	HUM 101	1
BIO 111	1	DPR 202	1	HUM 102	3
BUS 121	1	DPR 204	1	HUM 130	1
BUS 136	1	DPR 205	2	MTH 114	1
BUS 142	1	DPR 206	1	MTH 130	1
BUS 143	1	DPR 210	1	SOC 101	1
CHM 099	1				

Number of Degrees Granted = 20

Status Unknown = 4

Not Available for Placement = 2

Placed in Job Directly Related to Training = 13

Working in an Unrelated Job = 1

Median Starting Salary = \$1,121=1,280 per month or \$7.01-8.00 per hour

<u>Employment Status</u>	<u>No.</u>	<u>Percent</u>
Working Full-Time	11	69%
Working Part-Time	4	25
Unemployed, Not Actively Seeking a Job	1	6
TOTAL	16	100%

<u>Educational Status</u>	<u>No.</u>	<u>Percent</u>
Full-Time Student	1	6
Part-Time Student	2	12
Not Enrolled in School	14	82
TOTAL	17	100%

## Evaluation of Vocational Training

	Very Helpful	Helpful	Some Help	No Help	Number
Technical knowledge and understanding	5	2	4	0	11
Job skills	5	1	4	0	10
Getting along with people	1	7	1	1	10
Self-understanding	1	7	1	1	10
Locating additional information needed on the job	2	3	1	2	8
Understanding employer-employee relations	2	4	1	2	9
Knowing how to get ahead in a job in this field	1	4	3	2	10
Communication skills	2	4	2	3	11
Knowledge about career opportunities in field	1	5	2	2	10
Job advancement or promotion	1	4	5	1	11
Salary increases in job held during my training	1	4	1	4	10

## Evaluation of Quality of Teaching; Training Aids and Equipment and Usefulness of the Course to Your Career

	DPR 101	DPR 102	DPR 103	DPR 104	DPR 204	DPR 205	Electives
<u>Quality</u>							
Excellent	2	4	6	4	7	4	5
Good	7	5	3	6	4	7	8
Fair	1	2	4	1	0	1	0
Poor	0	0	0	1	1	0	0
TOTAL	10	11	13	12	12	12	13
<u>Equipment</u>							
Excellent	3	6	6	5	6	6	7
Good	5	3	4	5	5	3	4
Fair	2	2	3	1	1	3	2
Poor	0	0	0	1	0	0	0
TOTAL	10	11	13	12	12	12	13
<u>Usefulness</u>							
Very	4	2	5	5	7	6	6
Fairly	4	4	3	3	2	4	4
Some	2	3	3	1	0	1	1
None	0	1	1	2	2	1	1
TOTAL	10	10	12	11	11	12	12



Comments

What did you like most about your MVCC data processing program experience?

- The way in which the classes were handled.
- It was an easy way to get an associates degree. There was nothing really likable about it. It did not help me very much.
- Helpfulness of teachers, friendliness of students; "hands on" experience.
- The management related courses, I applied this information to my daily job.
- Cobol training--use of computer--data systems, it was a good training course.
- Help always available.
- Introduction to Computer World--small classes. Individual help.
- Practical hands on experience.
- Flexibility offered by instructors. Student's knowledge in one course varied from "know-nothing" to "know-all" and instructors adapted well.
- Instructors were good.
- The equipment and facilities at the school were, at the time, very good and adequate for the number of students.

What did you dislike most about your MVCC data processing program experience?

- It was too IBM-oriented. There was too little practical training. There should be more emphasis on program debugging and general systems analysis.
- Some disorganization of material to be presented in COBOL, BAL, Operations. Operations course caused much anxiety because first time being taught, teachers were unsure of how much we could learn.
- I found all courses to be of value.
- I was almost not able to graduate due to the scheduling of required classes. Either you put them all in the day or all at night, even worse don't offer them at all. ADV RPG offered only next spring of 1978.
- When we didn't have a qualified teacher.
- Schedule of classes offered.
- Most instructors were too involved with outside jobs to do justice to the students. Most are much lazier than the other business or math people.
- Not enough practical experience--all from books or lectures.
- Being an evening student, in some semesters I could not take any DPR courses, because they were only offered during the day.
- We did not get enough operating experience on the computer.

Accounting & Computing--1207

<u>Sex</u>	<u>No.</u>
Male	2
Female	4

Median Age = 26

Average Number of Credit Hours Attempted = 69

Average Number of Credit Hours Earned = 67

Average G.P.A. = 3.41

<u>Attendance Status</u>	<u>No.</u>
Attended Full-Time Only	1
Attended Part-Time Only	1
Attended Both Full- and Part-Time	4

<u>Initial Enrollment Year</u>	<u>No.</u>
1971	1
1972	1
1973	1
1975	2

<u>"X" Grades</u>	<u>No.</u>
COM 099	1
MTH 099	1
PSY 101	1

Number of Degrees Granted = 6

Status Unknown = 0

Not Available for Placement = 2

Placed in Job Directly Related to Training = 3

Working in an Unrelated Job = 1

Median Starting Salary = -- per month or -- per hour

<u>Employment Status</u>	<u>No.</u>	<u>Percent</u>
Working Full-Time	3	50%
Working Part-Time	2	33
Unemployed, Not Actively Seeking a Job	1	17
TOTAL	6	100%

Educational Status

Full-Time Student	1	17%
Part-Time Student	2	33
Not Enrolled in School	3	50
TOTAL	6	100%

## Evaluation of Vocational Training

	Very Helpful	Helpful	Some Help	No Help	Number
Technical knowledge and understanding	3	1	1	0	5
Job skills	3	0	2	0	5
Getting along with people	1	2	2	0	5
Self-understanding	1	2	2	0	5
Locating additional information needed on the job	1	5	0	0	6
Understanding employer-employee relations	3	0	2	0	5
Knowing how to get ahead in a job in this field	3	2	0	0	5
Communication skills	2	2	0	1	5
Knowledge about career opportunities in field	0	4	0	0	4
Job advancement or promotion	1	2	1	0	4
Salary increase in job held during my training	2	3	0	0	5

Finance & Credit--1208

<u>Sex</u>	<u>No.</u>
Male	1
Female	0

Median Age = 20

Average Number of Credit Hours Attempted = 68.

Average Number of Credit Hours Earned = 65

Average G.P.A. = 2.692

<u>Attendance Status</u>	<u>No.</u>
Attended Full-Time Only	0
Attended Part-Time Only	0
Attended Both Full- and Part-Time	1

<u>Initial Enrollment Year</u>	<u>No.</u>
1975	1

<u>"X" Grades</u>	<u>No.</u>
BUS 232	1

Number of Degrees Granted = 1

Status Unknown = 0

Not Available for Placement = 0

Placed in Job Directly Related to Training = 1

Working in an Unrelated Job = 0

Median Starting Salary = -- per month or -- per hour

<u>Employment Status</u>	<u>No.</u>	<u>Percent</u>
Working Full-Time	1	100%
Working Part-Time	0	0
Unemployed, Not Actively Seeking a Job	0	0
TOTAL	1	100%

<u>Educational Status</u>	<u>No.</u>	<u>Percent</u>
Full-Time Student	0	0%
Part-Time Student	1	100
Not Enrolled in School	0	0
TOTAL	1	100%

## Evaluation of Vocational Training

	Very Helpful	Helpful	Some Help	No Help	Number
Technical knowledge and understanding	0	0	1	0	1
Job skills	0	1	0	0	1
Getting along with people	0	1	0	0	1
Self-understanding	0	1	0	0	1
Locating additional information needed on the job	0	1	0	0	1
Understanding employer-employee relations	0	1	0	0	1
Knowing how to get ahead in a job in this field	0	1	0	0	1
Communication skills	0	1	0	0	1
Knowledge about career opportunities in field	0	1	0	0	1
Job advancement or promotion	0	1	0	0	1
Salary increases in job held during my training	0	1	0	0	1

Fashion Merchandising--1209

<u>Sex</u>	<u>No.</u>
Male	0
Female	6

Median Age = 20

Average Number of Credit Hours Attempted = 75

Average Number of Credit Hours Earned = 67

Average G.P.A. = 3.021

<u>Attendance Status</u>	<u>No.</u>
Attended Full-Time Only	2
Attended Part-Time Only	0
Attended Both Full- and Part-Time	4

<u>Initial Enrollment Year</u>	<u>No.</u>
1974	2
1975	4

<u>"X" Grades</u>	<u>No.</u>	<u>"X" Grades</u>	<u>No.</u>	<u>"X" Grades</u>	<u>No.</u>
BIO 115	1	HSC 100	1	MTH 110	1
BUS 120	2	HSC 110	1	MTH 111	1
BUS 142	2	HSC 130	1	MTH 113	1
COM 101	1	HSC 131	1	MTH 114	1
ECO 101	1	HSC 137	1	PER 114	1
HIS 201	1	HUM:102	1	PSY 101	1

Number of Degrees Granted = 6

Status Unknown = 0

Not Available for Placement = 1

Placed in Job Directly Related to Training = 3

Working in an Unrelated Job = 2

Median Starting Salary = \$641-800 per month or \$4.01-5.00-per hour

<u>Employment Status</u>	<u>No.</u>	<u>Percent</u>
Working Full-Time	3	60%
Working Part-Time	1	20
Unemployed, Not Actively Seeking a Job	1	20
TOTAL	5	100%

<u>Educational Status</u>	<u>No.</u>	<u>Percent</u>
Full-Time Student	1	17%
Part-Time Student	0	0
Not Enrolled in School	5	83%
TOTAL	6	100%

## Evaluation of Vocational Training

	Very Helpful	Helpful	Some Help	No Help	Number
Technical knowledge and understanding	1	1	0	0	2
Job skills	0	2	0	1	3
Getting along with people	1	1	1	0	3
Self-understanding	1	1	0	1	3
Locating additional information needed on the job	0	2	0	1	3
Understanding employer-employee relations	2	1	0	0	3
Knowing how to get ahead in a job in this field	2	0	0	1	3
Communication skills	1	1	1	0	3
Knowledge about career opportunities in field	1	1	0	1	3
Job advancement or promotion	0	2	0	1	3
Salary increases in job held during my training	0	1	0	1	2

Design Drafting Technology--1221

<u>Sex</u>	<u>No.</u>
Male	7
Female	0

Median Age = 22

Average Number of Credit Hours Attempted = 78  
 Average Number of Credit Hours Earned = 67  
 Average G.P.A. = 2.625

<u>Attendance Status</u>	<u>No.</u>
Attended Full-Time Only	0
Attended Part-Time Only	0
Attended Both Full- and Part-Time	7

<u>Initial Enrollment Year</u>	<u>No.</u>
1973	2
1974	4
1975	1

<u>"X" Grades</u>	<u>No.</u>	<u>"X" Grades</u>	<u>No.</u>	<u>"X" Grades</u>	<u>No.</u>
CHM 099	2	EET 103	1	MTH 119	1
CHM 131	2	EET 104	1	MTH 130	1
COM 102	1	GEO 101	1	MTH 132	2
COM 103	2	HUM 203	1	MTH 150	1
COM 111	1	LIT 220	1	PSY 201	1
DFT 105	1	MTH 110	1	SUP 101	1
DFT 107	1	MTH 114	1		

Number of Degrees Granted = 7  
 Status Unknown = 0  
 Not Available for Placement = 0  
 Placed in Job Directly Related to Training = 5  
 Working in an Unrelated Job = 2  
 Median Starting Salary = \$801-960 per month or \$5.01-6.00 per hour

<u>Employment Status</u>	<u>No.</u>	<u>Percent</u>
Working Full-Time	6	86%
Working Part-Time	0	0
Unemployed, Not Actively Seeking a Job	1	14
<b>TOTAL</b>	<b>7</b>	<b>100%</b>

<u>Educational Status</u>	<u>No.</u>	<u>Percent</u>
Full-Time Student	1	14%
Part-Time Student	1	14
Not Enrolled in School	5	72
<b>TOTAL</b>	<b>7</b>	<b>100%</b>





## Evaluation of Vocational Training

	Very Helpful	Helpful	Some Help	No Help	Number
Technical knowledge and understanding	3	1	1	0	5
Job skills	4	0	1	0	5
Getting along with people	2	1	0	1	4
Self-understanding	2	1	1	0	4
Locating additional information needed on the job	4	1	0	0	5
Understanding employer-employee relations	2	2	0	1	5
Knowing how to get ahead in a job in this field	2	0	2	0	4
Communication skills	2	1	0	1	4
Knowledge about career opportunities in field	2	2	0	1	5
Job advancement or promotion	2	2	0	0	4
Salary increases in job held during my training	1	2	0	0	3

Industrial Supervision--1222

<u>Sex</u>	<u>No.</u>
Male	5
Female	0

Median Age = 31

Average Number of Credit Hours Attempted = 76

Average Number of Credit Hours Earned = 58

Average G.P.A. = 3.089

<u>Attendance Status</u>	<u>No.</u>
Attended Full-Time Only	0
Attended Part-Time Only	1
Attended Both Full- and Part-Time	4

<u>Intitial Enrollment Year</u>	<u>No.</u>
1972	1
1973	2
1974	1
1975	1

<u>"X" Grades</u>	<u>No.</u>	<u>"X" Grades</u>	<u>No.</u>	<u>"X" Grades</u>	<u>No.</u>	<u>"X" Grades</u>	<u>No.</u>
ART 101	2	COM 103	1	HUM 100	1	PSC 101	1
BUS 100	2	COM 111	1	HUM 101	1	PSY 100	1
BUS 120	1	COM 112	1	MTH 099	1	TCH 100	1
BUS 130	1	DFT 113	1	MTH 110	1	TCH 102	1
BUS 142	1	DPR 101	2	MTH 114	1	TCH 103	2
BUS 231	1	EEP 107	1	MTH 130	1	TCH 104	1
BUS 236	1	HIS 201	1	PER 181	1		

Number of Degrees Granted = 5

Status Unknown = 1

Not Available for Placement = 0

Placed in Job Directly Related to Training = 4

Working in an Unrelated Job = 0

Median Starting Salary = \$1,440+ per month or \$9.00+ per hour

<u>Employment Status</u>	<u>No.</u>	<u>Percent</u>
Working Full-Time	4	100%
Working Part-Time	0	0
Unemployed, Not Actively Seeking a Job	0	0
TOTAL	4	100%

<u>Educational Status</u>	<u>No.</u>	<u>Percent</u>
Full-Time Student	0	0%
Part-Time Student	2	50
Not Enrolled in School	2	50
TOTAL	4	100%

## Evaluation of Vocational Training

	Very Helpful	Helpful	Some Help	No Help	Number
Technical knowledge and understanding	1	0	1	0	2
Job skills	1	0	1	0	2
Getting along with people	0	2	0	0	2
Self-understanding	0	2	0	0	2
Locating additional information needed on the job	0	1	1	0	2
Understanding employer-employee relations	1	0	1	0	2
Knowing how to get ahead in a job in this field	0	2	0	0	2
Communication skills	1	1	0	0	2
Knowledge about career opportunities in field	0	1	1	0	2
Job advancement or promotion	0	1	1	0	2
Salary increases in job held during my training	0	1	0	0	1

Industrial Engineering Technology--1223

<u>Sex</u>	<u>No.</u>
Male	9
Female	0

Median Age = 29

Average Number of Credit Hours Attempted = 69

Average Number of Credit Hours Earned = 67

Average G.P.A. = 3.956

<u>Attendance Status</u>	<u>No.</u>
Attended Full-Time Only	0
Attended Part-Time Only	0
Attended Both Full- and Part-Time	9

<u>Initial Enrollment Year</u>	<u>No.</u>
1971	1
1973	4
1974	2
1975	2

<u>"X" Grades</u>	<u>No.</u>
BUS 142	1
GEO 102	1
MTH 113	1
MTH 114	1
POS 103	1
POS 201	1
PSC 101	1

Number of Degrees Granted = 10

Status Unknown = 0

Not Available for Placement = 0

Placed in Job Directly Related to Training = 8

Working in an Unrelated Job = 2

Median Starting Salary = \$961-1,120 per month, or \$6.01-7.00 per hour

<u>Employment Status</u>	<u>No.</u>	<u>Percent</u>
Working Full-Time	9	100%
Working Part-Time	0	0
Unemployed, Not Actively Seeking a Job	0	0
TOTAL	9	100%

<u>Educational Status</u>	<u>No.</u>	<u>Percent</u>
Full-Time Student	0	0%
Part-Time Student	2	25
Not Enrolled in School	6	75
TOTAL	8	100%

Industrial Engineering Technology (Continued)

Evaluation of Vocational Training

	Very Helpful	Helpful	Some Help	No Help	Number
Technical knowledge and understanding	6	2	0	0	8
Job skills	4	3	1	0	8
Getting along with people	3	2	2	1	8
Self-understanding	3	2	3	0	8
Locating additional information needed on the job	3	3	1	0	7
Understanding employer-employee relations	4	4	0	0	8
Knowing how to get ahead in a job in this field	4	3	1	0	8
Communication skills	3	5	0	0	8
Knowledge about career opportunities in field	3	2	1	1	7
Job advancement or promotion	3	3	0	1	7
Salary increases in job held during my training	2	0	2	2	6

Evaluation of Quality of Teaching, Training Aids, and Equipment and Usefulness of the Course to Your Career

	Module 1	2	3	4	5	6	7
<u>Quality</u>							
Excellent	2	2	5	4	5	3	5
Good	4	6	4	5	4	5	3
Fair	1	1	0	0	0	1	1
Poor	1	0	0	0	0	0	0
TOTAL	8	9	9	9	9	9	9
<u>Equipment</u>							
Excellent	4	2	5	4	5	2	5
Good	2	7	4	5	4	5	3
Fair	0	0	0	0	0	1	1
Poor	1	0	0	0	0	1	0
TOTAL	7	9	9	9	9	9	9
<u>Usefulness</u>							
Very	2	3	6	4	5	6	6
Fairly	3	1	3	3	3	3	2
Some	0	5	0	2	1	0	1
None	3	0	0	0	0	0	0
TOTAL	8	9	9	9	9	9	9

Comments

What did you like most about your MVCC industrial engineering technology program experience?

- *Work at your own pace, hours did not interfere with work, variety.*
- *Teachers, instructors.*
- *None scheduled hours in classroom work and "open classroom" concept.*
- *Learning the "Technology."*
- *Self-paced. (3)*
- *Individual performance method of learning.*
- *Not having to go to class at a specific time.*

What did you dislike most about your MVCC industrial engineering technology program experience?

- *Tutor, a few unclear objectives.*
- *Shortages of books, training aids, due to thefts.*
- *It is not a 4 year B.S. degree program and it is very difficult to transfer these courses to other schools.*
- *Initially, audio-visual instructions material was not always available, also only one tutor in the evening classes was not enough.*
- *Dealing with three different tutors; each held their own opinions.*
- *Lack of continuity between faculty, some areas not fully understood by faculty.*
- *Sometimes training aids were not available.*

What do you feel should have been included in the program and was not?

- *A seminar on dress, attitude and keeping yourself in shape.*
- *Visits to various industrial companies, exhibits, etc.*
- *More communications or seminars with industrial engineers.*
- *There were some errors in various module booklets and instructional material which should have been corrected, but was not "during my internship."*
- *Employment opportunities, advancement-in career, standard data development and applications.*

Electronics Technology--1224

<u>Sex</u>	<u>No.</u>
Male	7
Female	0

Median Age = 21

Average Number of Credit Hours Attempted = 68

Average Number of Credit Hours Earned = 62

Average G.P.A. = 2.928

<u>Attendance Status</u>	<u>No.</u>
Attended Full-Time Only	2
Attended Part-Time Only	0
Attended Both Full- and Part-Time	5

<u>Initial Enrollment Year</u>	<u>No.</u>
1974	3
1975	2
1976	2

<u>"X" Grades</u>	<u>No.</u>	<u>"X" Grades</u>	<u>No.</u>
COM 102	1	MTH 130	1
COM 103	1	MTH 150	1
COM 112	1	PER 121	1
EET 201	1	PHY 150	1
EET 203	2		

Number of Degrees Granted = 7

Status Unknown = 1

Not Available for Placement = 2

Placed in Job Directly Related to Training = 4

Working in an Unrelated Job = 0

Median Starting Salary = \$961-1,120 per month or \$6.01-7.00 per hour

<u>Employment Status</u>	<u>No.</u>	<u>Percent</u>
Working Full-Time	4	80%
Working Part-Time	1	20
Unemployed, Not Actively Seeking a Job	0	0
TOTAL	5	100%

<u>Educational Status</u>	<u>No.</u>	<u>Percent</u>
Full-Time Student	1	17%
Part-Time Student	1	17
Not Enrolled in School	4	66
TOTAL	6	100%

Evaluation of Vocational Training

	Very Helpful	Helpful	Some Help	No Help	Number
Technical knowledge and understanding	2	0	0	0	2
Job skills	1	0	1	0	2
Getting along with people	0	1	1	0	2
Self-understanding	0	2	0	0	2
Locating additional information needed on the job	0	0	0	0	0
Understanding employer-employee relations	0	0	1	1	2
Knowing how to get ahead in a job in this field	0	0	0	1	1
Communication skills	0	2	0	0	2
Knowledge about career opportunities in field	0	0	2	0	2
Job advancement or promotion	0	0	1	0	1
Salary increases in job held during my training	0	0	0	0	0



Power Machine Technology--1225

<u>Sex</u>	<u>No.</u>
Male	2
Female	0

Median Age = 27

Average Number of Credit Hours Attempted = 73  
 Average Number of Credit Hours Earned = 67  
 Average G.P.A. = 3.179

<u>Attendance Status</u>	<u>No.</u>
Attended Full-Time Only	0
Attended Part-Time Only	0
Attended Both Full- and Part-Time	2

<u>Initial Enrollment Year</u>	<u>No.</u>
1974	1
1975	1

<u>"X" Grades</u>	<u>No.</u>
ART 101	1
BUS 142	1
HIS 202	1
HUM 111	1

Number of Degrees Granted = 2  
 Status Unknown = 0  
 Not Available for Placement = 0  
 Placed in Job Directly Related to Training = 2  
 Working in an Unrelated Job = 0  
 Median Starting Salary = \$ per month or \$ per hour

<u>Employment Status</u>	<u>No.</u>	<u>Percent</u>
Working Full-Time	2	100%
Working Part-Time	0	0
Unemployed, Not Actively Seeking a Job	0	0
TOTAL	2	100%

<u>Educational Status</u>	<u>No.</u>	<u>Percent</u>
Full-Time Student	1	50%
Part-Time Student	0	0
Not Enrolled in School	1	50%
TOTAL	2	100%

## Evaluation of Vocational Training

	Very Helpful	Helpful	Some Help	No Help	Number
Technical knowledge and understanding	0	1	0	0	1
Job skills	0	1	0	0	1
Getting along with people	0	0	1	0	1
Self-understanding	0	1	0	0	1
Locating additional information needed on the job	0	0	0	1	1
Understanding employer-employee relations	0	0	1	0	1
Knowing how to get ahead in a job in this field	0	1	0	0	1
Communication skills	0	1	0	0	1
Knowledge about career opportunities in field	0	1	0	0	1
Job advancement or promotion	0	0	1	0	1
Salary increases in job held during my training	0	1	0	0	1

Radiologic Technology--1240

Sex                      No.  
 Male                      7  
 Female                    11

Median Age = 23

Average Number of Credit Hours Attempted = 71  
 Average Number of Credit Hours Earned = 64  
 Average G.P.A. = 3.041

Attendance Status                      No.  
 Attended Full-Time Only                      0  
 Attended Part-Time Only                      4  
 Attended Both Full- and Part-Time                      14

Initial Enrollment Year                      No.  
 1971    1  
 1972    1  
 1973    8  
 1974    8

<u>"X" Grades</u>	<u>No.</u>	<u>"X" Grades</u>	<u>No.</u>	<u>"X" Grades</u>	<u>No.</u>	<u>"X" Grades</u>	<u>No.</u>
ART 115	1	DPR* 101	1	HUM 101	1	PER 104	1
BIO 111	1	ECO 101	1	HUM 102	1	PER 118	1
BUS 130	1	FRE 102	1	MTH 110	2	PMT 103	1
BUS 242	1	HSC 130	2	MTH 114	5	PSY 101	4
COM 101	7	HSC 134	3	MTH 115	4	PSY 201	1
COM 102	1	HSC 136	1	MTH 150	1		

Number of Degrees Granted = 18  
 Status Unknown = 1  
 Not Available for Placement = 1  
 Placed in Job Directly Related to Training = 15  
 Working in an Unrelated Job = 1  
 Median Starting Salary = \$641-800 per month or \$4.01-5.00 per hour

<u>Employment Status</u>	<u>No.</u>	<u>Percent</u>
Working Full-Time	12	92%
Working Part-Time	1	8
Unemployed, Not Actively Seeking a Job	0	0
<b>TOTAL</b>	<b>13</b>	<b>100%</b>

<u>Educational Status</u>	<u>No.</u>	<u>Percent</u>
Full-Time Student	1	8%
Part-Time Student	1	8
Not Enrolled in School	11	84
<b>TOTAL</b>	<b>13</b>	<b>100%</b>

Evaluation of Vocational Training

	Very Helpful	Helpful	Some Help	No Help	Number
Technical knowledge and understanding	3	0	0	0	3
Job skills	3	0	0	0	3
Getting along with people	2	0	0	0	2
Self-understanding	1	1	1	0	3
Locating additional information needed on the job	2	1	0	0	3
Understanding employer-employee relations	2	0	1	0	3
Knowing how to get ahead in a job in this field	2	0	1	0	3
Communication skills	2	0	0	0	2
Knowledge about career opportunities in field	2	1	0	0	3
Job advancement or promotion	2	1	0	0	3
Salary increases in job held during my training	2	0	1	0	3

Evaluation of Quality of Teaching, Training Aids and Equipment and Usefulness of the Course to Your Career

	HSC 130	HSC 131	HSC 132	HSC 133	HSC 134	HSC 135	HSC 136
<u>Quality</u>							
Excellent	2	0	0	2	2	2	3
Good	1	3	3	1	1	1	0
Fair	0	0	0	0	0	0	0
Poor	0	0	0	0	0	0	0
TOTAL	3	3	3	3	3	3	3
<u>Equipment</u>							
Excellent	2	2	2	2	2	2	2
Good	1	1	1	1	1	1	0
Fair	0	0	0	0	0	0	0
Poor	0	0	0	0	0	0	0
TOTAL	3	3	3	3	3	3	3
<u>Usefulness</u>							
Very	3	3	3	3	3	3	2
Fairly	0	0	0	0	0	0	1
Some	0	0	0	0	0	0	0
None	0	0	0	0	0	0	0
TOTAL	3	3	3	3	3	3	3

Comments

What did you like most about your MVCC radiologic technology program experience?

- *I found it to be motivational and challenging.*
- *I liked the internship.*
- *It obtained an education and a career for me that has left doors open for many new and challenging opportunities.*

What did you dislike most about your MVCC radiologic technology program experience?

- *Traveling the distance from my home to the clinical sites, but that was part of the program and I did it.*
- *The turnover of instructors and the lack of help needed most. Some instructors were too busy furthering their own careers to care about their students.*
- *I cannot say that I have any dislikes about the program. The whole program has been a positive learning experience for me.*

A

Respiratory Therapy Technology--1241

<u>Sex</u>	<u>No.</u>
Male	8
Female	13

Median Age = 25

Average Number of Credit Hours Attempted = 63

Average Number of Credit Hours Earned = 62

Average G.P.A. = 3.166

<u>Attendance Status</u>	<u>No.</u>
Attended Full-Time Only	0
Attended Part-Time Only	1
Attended Both Full- and Part-Time	20

<u>Initial Enrollment Year</u>	<u>No.</u>
1969	1
1974	11
1975	9

<u>"X" Grades</u>	<u>No.</u>	<u>"X" Grades</u>	<u>No.</u>
BIO 115	1	MTH 118	1
BIO 119	1	MTH 140	1
HIS 100	1	PER 130	1
HIS 203	1	PER 137	1
HUM 130	1	PSY 105	1
LIT 221	1	SSC 101	1

Number of Degrees Granted = 21

Status Unknown = 1

Not Available for Placement = 0

Placed in Job Directly Related to Training = 20

Working in an Unrelated Job = 0

Median Starting Salary = \$801-960 per month or \$5.01-6.00 per hour

<u>Employment Status</u>	<u>No.</u>	<u>Percent</u>
Working Full-Time	20	100%
Working Part-Time	0	0
Unemployed, Not Actively Seeking a Job	0	0
TOTAL	20	100%

<u>Educational Status</u>	<u>No.</u>	<u>Percent</u>
Full-Time Student	0	0
Part-Time Student	3	16
Not Enrolled in School	16	84
TOTAL	19	100%

## Evaluation of Vocational Training

	Very Helpful	Helpful	Some Help	No Help	Number
Technical knowledge and understanding	7	5	2	0	14
Job skills	4	7	3	0	14
Getting along with people	1	6	5	0	12
Self-understanding	1	3	6	1	11
Locating additional information needed on the job	3	8	1	0	12
Understanding employer-employee relations	1	3	5	3	12
Knowing how to get ahead in a job in this field	3	3	2	4	12
Communication skills	3	6	4	0	13
Knowledge about career opportunities in field	4	7	2	0	13
Job advancement or promotion	2	7	2	1	12
Salary increases in job held during my training	0	5	4	0	9

## Evaluation of Quality of Teaching, Training Aids and Equipment and Usefulness of the Course to Your Career

	HSC 141	HSC 142	HSC 160	HSC 254	HSC 255
<u>Quality</u>					
Excellent	9	8	5	6	6
Good	4	5	7	5	4
Fair	0	0	0	2	3
Poor	0	0	0	0	0
TOTAL	13	13	12	13	13
<u>Equipment</u>					
Excellent	3	3	3	2	2
Good	7	6	4	7	7
Fair	2	3	4	3	3
Poor	1	1	1	1	1
TOTAL	13	13	12	13	13
<u>Usefulness</u>					
Very	13	13	6	10	10
Fairly	0	0	3	3	3
Some	0	0	2	0	0
None	0	0	1	0	0
TOTAL	13	13	12	13	13

Comments

What did you like most about your MVCC respiratory therapy program experience?

- Rotation to various hospitals. Learning various ideas from different educators.
- The first year had a great deal of learning experiences about a completely new field for me. The course pace was just right.
- The idea of great lecturers.
- The learning aspect.
- My instructors were of the highest caliber and like everyone else in the field they were undersupplied and overworked!
- Meeting different people.
- Clinical experience.
- The clinical sites were a good experience not only to gain knowledge of field but also to see what other hospitals are like to work in and some "idea" of where you would like to work and the kind of situation and level of therapy performed at each institute.
- Frankly, I cannot remember now which course covered what--may I say that the material covered in the classroom was always useful to me as well as presented. Clinical practice was mostly very very poor. Learning a lot about a new subject, especially cardiopulmonary physiology, also becoming acquainted with some instructors who transfer to the students knowledge and enthusiasm.
- Clinical.
- The instructors interest in the field in which they were teaching.

What did you dislike most about your MVCC respiratory therapy program experience?

- Appears somewhat cramped for 2 years. Emotional problems (within hospital problems) at some clinical sites were passed on to the students regardless of their involvement.
- The second year had a great deal of disorganization. The courses pace was much too slow. It should be suggested to the student that experience is a very important part in understanding responsible equipment, dealing with patients and increasing their knowledge of diseases.
- Not enough use of lab, and not enough space. Also, not enough clinical rotation through various hospitals.
- Too much wasted clinical time.
- Not enough guest lecturers. Although there were quite a few, I would have liked to have seen more.
- Much time was wasted (especially clinical hours). The courses were arranged poorly, jumping from one place to another. Some poor clinical sites (instructors).
- All the great equipment and lab facilities provided. They were totally inadequate while I attended. I understand there is more space but you still need more and better equipment!
- The program as it stands could be lengthened due to new concepts and more specialization in the program. I felt the 2 years was too short to learn all we could cover now. Since I graduated, I see new improvements, changes, new ideas, different equipment that should be covered and discussed.
- Poor quality clinical instructor, with the exception of one or two.
- Open classroom, most of equipment out-dated.



Suggestions for improving program.

- a) Need for an additional instructor so that more teacher/student contact could be available at more clinical times as well as classroom. b) Could use some newer equipment more applicable to today's market and to today's health care.
- Students should be told that course is much easier when completion of BIO 115, BIO 119 and CHM 131 are completed before entering Respiratory Therapy program. Also during their 2 years of training it is helpful in reinforcing what is learned by working as a Respiratory Technician.
- I'm sure that with the move from Lownik to main campus there will be more use of a lab. In this way, students can relate clinical experience to and for the benefit of the class.
- More clinical sites with better coordinators among clinical instructors. More practical work in drawing blood sample, Pulmonary Function training, utilize time better, start clinical earlier to around heavy summer schedule.
- Believe it or not Respiratory Therapy is an important field and deserves more concentration from the administration to make it better than just another accredited program. You should make it the best!
- Full-time clinical instructors. Find hospital who don't use students as employees.
- More clinical experience. It's very beneficial to encounter work-related problems.
- Let the first 2 semesters remain as is pure theory, devote the summer to Pharmacology and technical knowledge, let clinical experience begin during the second semester, include a sixth course on just clinical experience for 3-4 days a week and the option of working all 3 shifts at clinical sites. This semester would be just clinical experience.
- Give some money to the program.
- Recent equipment.
- Better organization of material covered in second year courses.

Medical Laboratory Technology--1242

<u>Sex</u>	<u>No.</u>
Male	2
Female	25

Median Age = 22

Average Number of Credit Hours Attempted = 70

Average Number of Credit Hours Earned = 66

Average G.P.A. = 3.009

<u>Attendance Status</u>	<u>No.</u>
Attended Full-Time Only	0
Attended Part-Time Only	5
Attended Both Full- and Part-Time	22

<u>Initial Enrollment Year</u>	<u>No.</u>
1970	2
1971	1
1972	2
1973	3
1974	7
1975	11
1976	1

<u>"X" Grade</u>	<u>No.</u>	<u>"X" Grade</u>	<u>No.</u>	<u>"X" Grade</u>	<u>No.</u>
ART 113	1	GER 101	1	MTH 118	3
BIO 111	1	HUM 101	2	MTH 138	1
BIO 115	3	HUM 130	1	PER 110	1
BUS 101	1	MTH 110	3	PER 174	1
CHM 111	1	MTH 111	1	PSY 101	1
CHM 131	2	MTH 114	4	PSY 105	1
COM 102	3	MTH 115	3	SSC 101	1

Number of Degrees Granted = 27

Status Unknown = 5

Not Available for Placement = 6

Placed in Job Directly Related to Training = 16

Working in an Unrelated Job = 0

Median Starting Salary = \$801-960 per month or \$5.01-6.00 per hour

<u>Employment Status</u>	<u>No.</u>	<u>Percent</u>
Working Full-Time	12	55%
Working Part-Time	4	18
Unemployed, Not Actively Seeking a Job	6	27
<b>TOTAL</b>	<b>22</b>	<b>100%</b>

<u>Educational Status</u>	<u>No.</u>	<u>Percent</u>
Full-Time Student	4	18%
Part-Time Student	0	0
Not Enrolled in School	18	82
<b>TOTAL</b>	<b>22</b>	<b>100%</b>

Evaluation of Vocational Training

	Very Helpful	Helpful	Some Help	No Help	Number
Technical knowledge and understanding	8	5	0	0	13
Job skills	10	3	0	0	13
Getting along with people	5	4	3	0	12
Self-understanding	5	4	2	0	11
Locating additional information needed on the job	6	3	3	0	12
Understanding employer-employee relations	4	5	2	0	11
Knowing how to get ahead in a job in this field	2	5	4	1	12
Communication skills	2	8	2	1	13
Knowledge about career opportunities in field	3	7	3	0	13
Job advancement or promotion	2	4	6	0	12
Salary increases in job held during my training	2	1	5	1	9

Evaluation of Quality of Teaching, Training Aids and Equipment and Usefulness of the Course to Your Career

	HSC 101	HSC 103	HSC 205	HSC 206	HSC 207	BIO 115	BIO 119	CHM 111
<u>Quality</u>								
Excellent	14	12	13	10	10	7	7	8
Good	2	4	1	5	4	4	5	5
Fair	0	0	1	1	1	2	2	2
Poor	0	0	0	0	0	3	2	1
TOTAL	16	16	15	16	15	16	16	16
<u>Equipment</u>								
Excellent	4	4	6	5	5	6	4	4
Good	10	10	7	9	8	4	7	7
Fair	1	1	1	1	2	2	1	3
Poor	0	0	0	0	0	3	3	1
TOTAL	15	15	14	15	15	15	15	15
<u>Usefulness</u>								
Very	13	13	12	12	13	2	4	6
Fairly	2	2	2	3	1	8	6	6
Some	0	0	0	0	1	2	3	2
None	0	0	0	0	0	3	2	1
TOTAL	15	15	14	15	15	15	15	15

Comments

What did you like most about your MVCC medical laboratory technology program experience?

- The availability of the instructors for answers to questions outside of class time. The good relationship between students and teachers.
- The excellent teaching staff and their dedication to their job. Given experience in many hospitals as well as supplemental labs at MVCC.
- Gave me an opportunity to relate my skills obtained in school to a job experience.
- Found out where I was better suited for. On the whole, I enjoyed it.
- The staff was very qualified and the hospital I trained in were very helpful. It gave you the chance to be a MLT from the start.
- Excellent experience, I was given a job almost immediately when the business manager learned about my training and grades. (Job held while I attended MVCC.)
- The teachers of the MLT program taught us well. They taught us, not, only from the book but from their own personal experiences in a clinical laboratory.
- Everything.
- Clinical rotations and the actual lab work in school.
- The teaching was excellent. Explanations, demonstrations very helpful. Faculty always available if help needed.
- I thought the program was excellent and I enjoyed it completely. I would highly recommend it to anyone interested in the field.
- Having the internship at different hospitals instead of just one was very good.
- Closeness to students and students to faculty.

What did you dislike most about your MVCC medical laboratory technology program experience?

- Nothing. I enjoyed the entire program, even though some classes were tougher than others.
- Lack of necessary equipment in order to teach properly (really lack of funds). Teachers in the program had a very hard work load compared to other classes out of the program.
- The arrangement of rotation schedules should be made in such a way that the people involved at that particular rotation live close together so they can go together without added car expenses.
- A lot of times an instructor was supposed to be there at a certain time and didn't show up or was late. Also, micro-mycology could have been brought down to our level a little more.
- This program should be made into a longer program so that an MT certification could be obtained. The Medical Technology training is excellent and could easily be extended and additional courses added to the program.
- I found the teachers of the MLT program teaching things that we should of learned in required courses, such as: Introduction to Microbiology and Chemistry 131. Those required courses were a waste of my time and energy. They went through the book too fast and did not touch things of importance to a MLT.

Medical Laboratory Technology (Continued)

- 4
- I have transferred on to a 4 year college to get my B.S. and because I received an A.A.S. degree instead of an A.S. or A.A., I am now required to make up some "all university requirements" such as Health, Speech and other science courses which I feel I have more than sufficient education in. I would like to possibly see some additional courses listed in a course guideline for those students like myself who may want to transfer and not have to "waste" time in these other courses. Maybe a few "hints" from counselors suggesting that these classes will be needed at a higher university, so the student may have the chance to take them at MVCC if he/she wanted to. Also, maybe ~~there is a need to have~~ MVCC's Anatomy & Physiology course re-evaluated. As such, when I first transferred, this course was given to me a credit for human physiology. While the work I had done already was much more comparable (nearly the same in every respect) to an anatomy course offered at my school. After many weeks of struggle, I received my proper credit, but it was a bit of a hassle. MVCC was very, very helpful in getting my courses re-evaluated. They called my school and spoke to counselors and records people there and because of them I did receive credit. MVCC has one of the finest staff anywhere, in both teaching and teacher-student relations!
  - That half of the equipment we had did not even work at all or not right.
  - Near the beginning of holidays and for vacations, some of the lectures were filled with too much information for the students to properly understand and study.
  - At some of the clinical sites the people in the labs took advantage of the students but it didn't harm us. Also, Chemistry 111, a more not medical chemistry course should be recommended as taking 131.
  - Having to travel so far to some of the hospital sites.
  - Poor coordination of sites. Poor communication by coordinator with other faculty. Poor teaching.

Medical Laboratory Technology (Continued)

4

- I have transferred on to a 4 year college to get my B.S. and because I received an A.A.S. degree instead of an A.S. or A.A., I am now required to make up some "all university requirements" such as Health, Speech and other science courses which I feel I have more than sufficient education in. I would like to possibly see some additional courses listed in a course guideline for those students like myself who may want to transfer and not have to "waste" time in these other courses. Maybe a few "hints" from counselors suggesting that these classes will be needed at a higher university, so the student may have the chance to take them at MVCC if he/she wanted to. Also, maybe there is a need to have MVCC's Anatomy & Physiology course re-evaluated. As such, when I first transferred, this course was given to me a credit for human physiology. While the work I had done already was much more comparable (nearly the same in every respect) to an anatomy course offered at my school. After many weeks of struggle, I received my proper credit, but it was a bit of a hassle. MVCC was very, very helpful in getting my courses re-evaluated. They called my school and spoke to counselors and records people there and because of them I did receive credit. MVCC has one of the finest staff anywhere, in both teaching and teacher-student relations!
- That half of the equipment we had did not even work at all or not right.
- Near the beginning of holidays and for vacations, some of the lectures were filled with too much information for the students to properly understand and study.
- At some of the clinical sites the people in the labs took advantage of the students but it didn't harm us. Also, Chemistry 111, a more not medical chemistry course should be recommended as taking 131.
- Having to travel so far to some of the hospital sites.
- Poor coordination of sites. Poor communication by coordinator with other faculty. Poor teaching.

Operating Room Technology--1243

<u>Sex.</u>	<u>No.</u>
Male	0
Female	9

Median Age = 22

Average Number of Credit Hours Attempted = 40

Average Number of Credit Hours Earned = 39

Average G.P.A. = 3.088

<u>Attendance Status</u>	<u>No.</u>
Attended Full-Time Only	0
Attended Part-Time Only	2
Attended Both Full- and Part-Time	7

<u>Initial Enrollment Year</u>	<u>No.</u>
1973	2
1974	1
1975	6

<u>"X" Grades</u>	<u>No.</u>
BUS 101	1
BUS 111	1
HUM 101	1
PSY 105	1

Number of Degrees Granted = 11

Status Unknown = 0

Not Available for Placement = 1

Placed in Job Directly Related to Training = 10

Working in an Unrelated Job = 0

Median Starting Salary = \$801-960 per month or \$5.01-6.00 per hour

<u>Employment Status</u>	<u>No.</u>	<u>Percent</u>
Working Full-Time	8	73%
Working Part-Time	2	18
Unemployed, Actively Seeking a Job	1	9
TOTAL	11	100%

<u>Educational Status</u>	<u>No.</u>	<u>Percent</u>
Full-Time Student	0	0%
Part-Time Student	2	18
Not Enrolled in School	9	82
TOTAL	11	100%

Evaluation of Vocational Training

	Very Helpful	Helpful	Some Help	No Help	Number
Technical knowledge and understanding	5	0	0	0	5
Job skills	5	0	0	0	5
Getting along with people	3	1	0	0	4
Self-understanding	3	1	0	0	4
Locating additional information needed on the job	2	0	1	1	4
Understanding employer-employee relations	2	1	1	0	4
Knowing how to get ahead in a job in this field	1	2	0	1	4
Communication skills	2	0	2	0	4
Knowledge about career opportunities in field	1	1	3	0	5
Job advancement or promotion	1	0	1	2	4
Salary increases in job held during my training	0	0	1	1	2

Evaluation of Quality of Teaching, Training Aids and Equipment and Usefulness of the Course to Your Career

	BIO 115	HSC 110	ORT 120	ORT 122	ORT 124	ORT 131	ORT 133	ORT 135	ORT 137	ORT 139	ORT 220	ORT 225
<u>Quality</u>												
Excellent	0	4	5	5	4	5	5	2	2	4	5	4
Good	1	1	0	0	1	0	0	3	3	1	0	1
Fair	3	0	0	0	0	0	0	0	0	0	0	0
Poor	1	0	0	0	0	0	0	0	0	0	0	0
TOTAL	5	5	5	5	5	5	5	5	5	5	5	5
<u>Equipment</u>												
Excellent	0	3	4	4	4	3	4	2	2	4	4	4
Good	2	1	0	0	0	0	0	1	1	0	0	0
Fair	3	0	1	1	0	1	1	0	0	0	1	0
Poor	0	0	0	0	0	0	0	0	0	0	0	0
TOTAL	5	4	5	5	4	4	5	3	3	4	5	4
<u>Usefulness</u>												
Very	5	5	5	5	5	4	5	3	3	5	5	5
Fairly	0	0	0	0	0	0	0	1	0	0	0	0
Some	0	0	0	0	0	0	0	1	2	0	0	0
None	0	0	0	0	0	0	0	0	0	0	0	0
TOTAL	5	5	5	5	5	4	5	5	5	5	5	5



Comments

What did you like most about your MVCC operating room technology program experience?

- *The whole program was a rewarding and rich experience in both education and job development.*
- *Being able to practice what was taught.*
- *Instructors ability to teach and the way they presented the materials.*
- *It opened the door to a new experience. Personal contact with personnel.*
- *Taught what I needed to know.*

What did you dislike most about your MVCC operating room technology program experience?

- *Going to classes after internship during the second semester.*
- *I thoroughly enjoyed every aspect of the course!*
- *Physiology, Introduction to Paramedics, having to go back to school after a long day at our clinical sites.*
- *The summer session was unruly, I felt I could have learned more if the other students would have been quieter.*

Medical Record Technology--1244

<u>Sex</u>	<u>No.</u>
Male	0
Female	13

Median Age = 22

Average Number of Credit Hours Attempted = 65

Average Number of Credit Hours Earned = 64

Average G.P.A. = 2.989

<u>Attendance Status</u>	<u>No.</u>
Attended Full-Time Only	0
Attended Part-Time Only	2
Attended Both Full- and Part-Time	11

<u>Initial Enrollment Year</u>	<u>No.</u>
1971	1
1973	2
1974	2
1975	8

<u>"X" Grades</u>	<u>No.</u>	<u>"X" Grades</u>	<u>No.</u>
ART 115	1	GEO 102	1
BUS 142	1	MTH 138	1
COM 101	2	PER 140	1
COM 102	1	PSY 101	1

Number of Degrees Granted = 13

Status Unknown = 1

Not Available for Placement = 0

Placed in Job Directly Related to Training = 12

Working in an Unrelated Job = 0

Median Starting Salary = \$641-800 per month or \$4.01-5.00 per hour

<u>Employment Status</u>	<u>No.</u>	<u>Percent</u>
Working Full-Time	12	100%
Working Part-Time	0	0
Unemployed, Not Actively Seeking a Job	0	0
TOTAL	12	100%

<u>Educational Status</u>	<u>No.</u>	<u>Percent</u>
Full-Time Student	0	0%
Part-Time Student	0	0
Not Enrolled in School	12	100
TOTAL	12	100%

Evaluation of Vocational Training

	Very Helpful	Helpful	Some Help	No Help	Number
Technical knowledge and understanding	7	2	0	0	9
Job skills	9	0	0	0	9
Getting along with people	6	2	1	0	9
Self-understanding	5	3	0	0	8
Locating additional information needed on the job	4	5	0	0	9
Understanding employer-employee relations	3	3	3	0	9
Knowing how to get ahead in a job in this field	3	3	3	0	9
Communication skills	4	3	2	0	9
Knowledge about career opportunities in field	5	3	1	0	9
Job advancement or promotion	2	5	2	0	9
Salary increases in job held during my training	1	3	2	1	7

Evaluation of Quality of Teaching, Training Aids and Equipment and Usefulness of the Course to Your Career

	BUS 101	BUS 115	HSC 100	HSC 110	HSC 111	HSC 112	HSC 114	HSC 237
<u>Quality</u>								
Excellent	2	3	1	8	9	9	4	5
Good	7	3	2	1	0	0	5	2
Fair	0	3	4	0	0	0	0	2
Poor	0	0	2	0	0	0	0	0
TOTAL	9	9	9	9	9	9	9	9
<u>Equipment</u>								
Excellent	5	3	0	7	5	5	3	2
Good	4	6	3	2	4	4	5	5
Fair	0	0	4	0	0	0	1	1
Poor	0	0	2	0	0	0	0	0
TOTAL	9	9	9	9	9	9	9	8
<u>Usefulness</u>								
Very	4	8	0	9	9	9	0	5
Fairly	4	1	3	0	0	0	7	2
Some	1	0	1	0	0	0	2	1
None	0	0	5	0	0	0	0	1
TOTAL	9	9	9	9	9	9	9	9

Comments.

What did you like most about your MVCC medical record technician program experience?

- I liked the chance to see different departments and work with different people so that I could form some opinions about my future plans.
- Besides learning the basics, I thought the directed practice was excellent!
- It helped me to understand myself and how to get along in an office.
- Very dependable teacher, well-prepared for work all the time.
- I feel that I have had excellent training. There was no particular aspect that I liked the most. I enjoyed my classes and affiliations which were excellent.
- Quality of teaching, I felt I couldn't have gotten a better teaching experience anywhere.
- The teacher, she taught the class great. She may have given a lot of handouts, but they were very helpful.
- Being part of the medical profession is really interesting. I liked everything about the program except A & P it was crammed in too fast.
- The different affiliation sites where I learned the most. Also learning about medicine.

What did you dislike most about your MVCC medical record technician program experience?

- About the only thing I disliked was the traveling involved with the different clinical sites.
- The course should specialize during last semester Tumor Registry, Medical Audit, etc.
- Idea of two campuses. Wasted a lot of time traveling.
- Traveling from Lownik to MVCC. Also some clinicals were too far to travel.
- I can't say I dislike anything. It was a good experience.
- I could find nothing very wrong with the program.

Associate Degree Nursing--1246

<u>Sex</u>	<u>No.</u>
Male	3
Female	58

Median Age = 26

Average Number of Credit Hours Attempted = 72

Average Number of Credit Hours Earned = 69

Average G.P.A. = 2.94

<u>Attendance Status</u>	<u>No.</u>
Attended Full-Time Only	0
Attended Part-Time Only	20
Attended Both Full- and Part-Time	41

<u>Initial Enrollment Year</u>	<u>No.</u>
1969	1
1970	2
1971	3
1972	7
1973	7
1974	29
1975	11
1976	1

<u>"X" Grades</u>	<u>No.</u>	<u>"X" Grades</u>	<u>No.</u>	<u>"X" Grades</u>	<u>No.</u>	<u>"X" Grades</u>	<u>No.</u>	<u>"X" Grades</u>	<u>No.</u>
BUS 102	1	COM 111	1	LIT 213	1	PER 103	1	PSY 105	2
BUS 112	1	GEO 101	1	LIT 221	1	PER 107	2	PSY 201	2
CHM 099	2	HIS 102	1	MTH 110	5	PER 116	1	SOC 101	2
CHM 131	4	HSC 100	5	MTH 114	3	PER 125	2	SOC 102	1
COM 101	1	HSC 151	1	MTH 115	4	PER 130	1	SSC 100	1
COM 102	5	HUM 101	4	NAT 100	2	PSY 101	2	SSC 101	1
COM 103	1	HUM 130	1	NUR 202	1				

Number of Degrees Granted = 63

Status Unknown = 12

Not Available for Placement = 5

Placed in Job Directly Related to Training = 44

Working in an Unrelated Job = 2

Median Starting Salary = \$961-1,120 per month or \$6.01-7.00 per hour

<u>Employment Status</u>	<u>No.</u>	<u>Percent</u>
Working Full-Time	39	83%
Working Part-Time	3	6
Unemployed, Not Actively Seeking a Job	5	11
<b>TOTAL</b>	<b>47</b>	<b>100%</b>

<u>Educational Status</u>	<u>No.</u>	<u>Percent</u>
Full-Time Student	3	6%
Part-Time Student	6	13
Not Enrolled in School	39	81
<b>TOTAL</b>	<b>48</b>	<b>100%</b>

Evaluation of Vocational Training

	Very Helpful	Helpful	Some Help	No Help	Number
Technical knowledge and understanding	8	10	0	0	18
Job skills	7	7	4	0	18
Getting along with people	6	5	3	0	14
Self-understanding	8	6	3	0	17
Locating additional information needed on the job	5	9	3	0	17
Understanding employer-employee relations	2	8	4	0	14
Knowing how to get ahead in a job in this field	3	4	6	0	13
Communication skills	5	9	2	0	16
Knowledge about career opportunities in field	5	9	2	0	16
Job advancement or promotion	2	6	5	0	13
Salary increases in job held during my training	2	3	2	0	7

Evaluation of Quality of Teaching, Training Aids and Equipment and Usefulness of the Course to Your Career

	NUR 101	NUR 102	NUR 111	NUR 201	NUR 202
<u>Quality</u>					
Excellent	7	9	9	5	8
Good	11	12	10	9	13
Fair	4	2	5	5	2
Poor	0	1	0	5	1
TOTAL	22	24	24	19	24
<u>Equipment</u>					
Excellent	6	4	2	2	5
Good	15	19	15	14	12
Fair	0	0	4	3	4
Poor	0	0	1	4	1
TOTAL	21	23	22	23	22
<u>Usefulness</u>					
Very	13	18	15	12	16
Fairly	7	5	7	5	5
Some	1	0	1	3	2
None	0	0	0	3	0
TOTAL	21	23	23	23	23

Comments

What did you like most about your MVCC associate degree nursing program experience?

- The total involvement of students and faculty.
- The open atmosphere of the college and availability of staff. The wide range of clinical sites. The short time (2 years) to become an R.N., opportunity to proficiency out.
- Personnel usually very open and helpful, fine teaching staff.
- Contact with patients.
- Staff was concerned with each individual student.
- Its nice to be out of school and working as an R.N. after only 2 years.
- It trained me in a field of my interest and I met many interesting and friendly people.
- Good mix of students (age and experience), instructors were good examples and chance to work at different clinical sites.
- Variety of hospitals used for clinical experience, Lippincott system, effective.
- Cost, mature relationships between students and instructors, opportunity to evaluate various hospitals in area.
- The faculty in 101 and 102, 101-102 taught to me that the nursing program was truly an educational tool.
- Availability of faculty, the understanding I got about myself and a confidence in dealing with people.
- The teachers are very student orientated which allows a good rapport. The teachers and program stimulate personal and professional growth. It's ability to make students point orientated personally interested in points, puts us one step above other nursing schools!
- Chance to work in most of the local hospitals.
- I liked the quality of the clinical sites used and the proximity to them from where I lived.
- Strong points than like opportunity to be affiliated with several hospitals located in area, easy accessibility of hospitals, cost of program as benefits derived, compactness.
- It is a 2 year program, many of the staff were willing to help if needed.
- The clinical experiences were good, the availability of the instructors when problems arose.
- Atmosphere allowed for self expression and growth.
- Clinical experiences at different hospitals.
- Clinical.
- Mixing of people with different degrees of nursing experience and using more than one hospital affiliation.
- The scheduled hours of lecture time and clinical. The training aid devices were most helpful.

What did you dislike most about your MVCC associate degree nursing program experience?

- The tremendous amount of homework.
- The clinical sites were often inadequate and not conducive to learning--staff acceptance was often poor. St. Francis particularly was bad. The instructors of Peds. and O.B.'s were very poor--entirely too much personal opinion and too little fact was present. Did not encourage "free thought."

Associate Degree Nursing (Continued)

4

- Not enough time in clinical experiences.
- Care plans, NLN tests, boards.
- I felt the pediatrics and obstetrics courses were not taught well. There was too much material to cover with both of these in one semester as it was presented. I think that the nursing seminar course could be eliminated. This material should have been covered in NUR 101.
- Not enough notification of changes in program, trips.
- There was too much to cover in a very short time.
- The "prejudice" that was held against some students and not others. A few of the nursing teachers leave a lot to be desired in that they taught above the level of many of the students. Also we were taught to be understanding and to listen and give support, this aspect was taught to us by many people who did not practice it in the least.
- Group presentations were usually not worthwhile.
- Lectures were mostly only fair, students who did poorly were kept in the program, not enough O.B., Peds. experience.
- No ER training, no surgical training, not much opportunity to establish comfortable working relationships with doctors. Concept theory is okay for above average students, difficult for average and below average.
- Availability to cheat during exams.
- (Very poor clinical experience) points that were included in exams and never were assigned as readings.
- The faculty (some, not all, but the majority) in Psychology, Peds., O.B. and in Advanced Medical Surgery shows exclusive usage of playing favoritism among the students which, in turn, makes education a game, not a learning tool.
- I think greater emphasis should be placed on basic physiologic pathologies in disease processes. Also a better system should be developed for the O.B.-GYN semester.
- I disliked the necessity of writing a term paper for 102, 201 and 202. I feel that I could have learned a great deal more by independent study.
- Weak points--lack of enough clinical experience in procedures, some very ineffective instructors, lecturers turned over to students for group preparation, a waste of valuable learning time, too little experience in O.B.
- Very disorganized in some of the planning for classroom lecture.
- The combination of Pediatrics and Obstetrics in one semester, it definitely was not adequate. Also, small groups for problem solving during lectures, I felt was a waste of time and did not help me personally.
- Did not feel as if the instructors always took time to see each student as an individual, nor were instructors always supportive.
- The disorganized fashion of presenting lecture materials (especially in O.B./Peds.).
- Traveling from Lownik to the campus for nursing related classes.
- I did not like how family and the nursing process course was laid out and presented. The inconsistency of care plans from teacher to teacher was hard to come by.

What do you feel should have been included in the program and was not?

- A basic Pharmacology course...in fact if it were available, I would take it now.
- The Peds. and O.B. experience needs to be beefed up a great deal. More in-depth preparation for state boards is needed.
- Unipuncture.
- More clinical time. Preparation for the dehumanizing way we were treated when taking our board examinations.



Associate Degree Nursing\*(Continued)

- More empathy between teacher-student and more one to one learning experiences.
- I feel they did a great job with what they had to work with. Some seminars just to talk about personal experiences.
- Drug File Box--keep a file on all meds. given and eliminate the drug shut on the care plan, the students could then bring with them the cards which are appropriate for their patient without having so much repetition writing. It would also be nice if it would be possible to cut out all the busy work such as bibliographies and the case study is a complete waste of time. I learned nothing from either of the two I wrote.
- Students should be pushed along more in clinical; injections, catherizations, preps, surgery, emergency room.
- ER training, surgical training, though I know this is impossible, more thorough check list of procedures done and better occurring by instructors at finding these available procedures for students.
- Not enough time spent on NUR 201 to much mixing of Peds. and O.B., not corresponding with clinical experience.
- The reality that we all must face when school is completed, what working in a hospital is truly like, it should be introduced much earlier. I frankly had no idea what my responsibilities entailed. A vague idea is not the same as detailed drawing.
- Redesign NUR 202 to include some ethics, legal seminars, different types of nursing, job benefits, encourage joining organizations, etc.
- More clinical experience--too much repetition of the same types of patients in some clinical sites.
- More clinical experience: teaching teams leading with heavier point load, more A & P.
- Instructors should have been more demanding of students in clinical areas, more emphasis and discussion of physiologic deviations than psychological in pre and post conferences. More emphasis on course in drugs and nutrition.
- More orthopedics and more of the specific medical problems seen in hospitals not surrounding us, as in Chicago.
- More days of earning points (extra) toward your grade. Longer Psychology experiences (clinical) and teaching.
- A better picture of what it is really like when you are out working.
- More guest speakers in certain areas that instructors were not well versed upon.
- An exposure to 11-7 shift and more about reality shock.
- More clinical experience.

No. No.

Male 1  
Female 2

Median Age - 22

Average Number of Credit Hours Attempted = 80

Average Number of Credit Hours Earned = 72

Average G.P.A. = 3.282

Attendance Status

Attended Full-Time Only	No.
Attended Part-Time Only	0
Attended Both Full- and Part-Time	3

Initial Enrollment Year

1973	No.
1975	1
	2

"X" Grades

	No.
BIO 115	1
MTH 114	1
MTH 118	1
PER 169	2

"X" Grades

	No.
PER 180	1
PSY 110	1
THR 154	1
THR 157	1

Number of Degrees Granted = 3

Status Unknown = 0

Not Available for Placement = 1

Placed in Job Directly Related to Training = 1

Working in an Unrelated Job = 1

Median Starting Salary = -- per month or -- per hour

Employment Status

Working Full-Time	No.	Percent
Working Part-Time	1	50%
Unemployed, Not Actively Seeking a Job	1	50
	0	0
TOTAL	2	100%

Educational Status

Full-Time Student	No.	Percent
Part-Time Student	1	33%
Not Enrolled in School	0	0
	2	67
TOTAL	3	100%

## Evaluation of Vocational Training

	Very Helpful	Helpful	Some Help	No Help	Number
Technical knowledge and understanding	0	1	0	0	1
Job skills	0	1	0	0	1
Getting along with people	0	1	0	0	1
Self-understanding	0	1	0	0	1
Locating additional information needed on the job	0	0	1	0	1
Understanding employer-employee relations	0	1	0	0	1
Knowing how to get ahead in a job in this field	0	1	0	0	1
Communication skills	0	1	0	0	1
Knowledge about career opportunities in field	1	0	0	0	1
Job advancement or promotion	0	1	0	0	1
Salary increases in job held during my training	0	0	1	0	1

Law Enforcement--1260

Sex	No.
Male	36
Female	3

Median Age = 28

Average Number of Credit Hours Attempted = 68

Average Number of Credit Hours Earned = 62

Average G.P.A. = 3.25

Attendance Status	No.
Attended Full-Time Only	7
Attended Part-Time Only	5
Attended Both Full- and Part-Time	27

Initial Enrollment Year	No.
1970	1
1972	1
1973	5
1974	7
1975	23
1976	2

"X" Grades	No.	"X" Grades	No.	"X"-Grades	No.	"X" Grades	No.	"X" Grades	No.
ART 101	1	COM 103	2	MTH 110	1	PER 181	3	PSC 101	10
BUS 101	3	COM 107	1	MTH 112	1	POS 104	1	PSY 101	4
BUS 120	2	COM 111	1	MTH 113	2	POS 105	1	PSY 105	2
BUS 133	1	HIS 101	2	MTH 114	3	POS 107	1	PSY 201	2
BUS 142	1	HUM 101	7	MTH 118	1	POS 201	1	SOC 101	2
BUS 231	1	HUM 130	1	PER 103	1	POS 202	2	SOC 102	2
COM 101	2	LIT 221	1	PER 112	1	POS 203	2	SPA 101	1
COM 102	1	LIT 224	1	PER 180	1	POS 204	1	SSC 101	1

Number of Degrees Granted = 39

Status Unknown = 5

Not Available for Placement = 6

Placed in Job Directly Related to Training = 21

Working in an Unrelated Job = 7

Median Starting Salary = \$961-1,120. per month or \$6.01-7.00 per hour

Employment Status	No.	Percent
Working Full-Time	28	88%
Working Part-Time	4	12
Unemployed, Not Actively Seeking a Job	0	0
TOTAL	32	100%

Educational Status	No.	Percent
Full-Time Student	9	26%
Part-Time Student	5	15
Not Enrolled in School	20	59
TOTAL	34	100%

Evaluation of Vocational Training

	Very Helpful	Helpful	Some Help	No Help	Number
Technical knowledge and understanding	8	6	2	1	17
Job skills	4	8	3	1	16
Getting along with people	7	11	1	0	19
Self-understanding	8	9	3	0	20
Locating additional information needed on the job	5	4	6	0	15
Understanding employer-employee relations	6	10	3	1	20
Knowing how to get ahead in a job in this field	2	8	4	2	16
Communication skills	8	8	3	1	20
Knowledge about career opportunities in field	5	6	3	3	17
Job advancement or promotion	2	7	4	5	18
Salary increases in job held during my training	0	4	3	6	13

Evaluation of Quality of Teaching, Training Aids and Equipment and Usefulness of the Course to Your Career

	POS 101	POS 105	POS 201	POS 202	POS 203	Electives
<u>Quality</u>						
Excellent	14	9	13	12	13	10
Good	7	14	5	6	10	11
Fair	1	1	0	0	1	2
Poor	1	0	0	1	0	0
TOTAL	23	24	18	19	24	23
<u>Equipment</u>						
Excellent	4	6	8	8	7	6
Good	12	9	8	9	7	10
Fair	3	4	3	2	5	4
Poor	3	4	3	4	3	3
TOTAL	22	23	22	23	22	23
<u>Usefulness</u>						
Very	10	9	12	13	9	9
Fairly	6	8	6	6	10	10
Some	7	4	4	4	5	5
None	0	3	1	1	0	0
TOTAL	23	24	23	24	24	24

Comments

What did you like most about your MVCC law enforcement program experience?

- I like how it was taught in two ways, by the book and how it actually is on the streets.
- Teachers, method of teaching, course content.
- It gave me an advantage over my co-workers because of the knowledge received.
- The courses offered were relevant to the field and organized well.
- The courses offered me a very good foundation on the career's of law enforcement.
- Criminal law courses, quality of instructors.
- It was interesting, the teachers were good and helpful.
- The opportunity to gain feedback from students about their ideas of law enforcement and what they would change.
- Some of the instructors were police officers and could explain the difference from the letter of the law, and the way things actively go in court.
- Relationships developed with students and instructors in and out of the field.
- Exposure to officers from other departments.
- Course selection and instructors.
- I liked the courses, they all set up the background, the background for me to understand and know what the police field is about and that every teacher gave us their own practical experience.
- The additions to the courses by classmates who were already in the law enforcement field.
- Some of the instructors.
- It was taught by people who worked in the field and could tell stories of their own experiences.
- Most courses were taught by people who are presently working in the field of law enforcement.
- The most enjoyable and inspiring phase of the program was working and learning together with others that held the same interests in the program itself.
- The teachers who I had made my learning process seem a lot easier than most. They were good and knew what they were talking about.
- Teachers were very good, informative, worked well with all students, good mix of student types.

What did you dislike most about your MVCC law enforcement program experience?

- Lack of police community relations course.
- I expected to learn from the policeman in the classes, but found that they were not as smart as I expected.
- Lack of job placement assistance, job fairs served no purpose except to those seeking bachelor degrees in Accounting.
- Too much academic reasoning compared to real life situations.
- Some courses were good and some were poor.
- The poor scheduling of classes to fit the schedule of a work police officer. Rotating shifts every month.
- Attitude of some police employed students that they were above the level of instructors and non-police employed students.

- No practical application available to students.
- Lack of seminars.
- The lack of knowledge about the subject by some instructors.
- The text books in Criminology and Police Administration were dry and made the course at times seem less interesting than they were.
- There are few dislikes that can be listed, simply because everything was a definite learning experience.
- Some of the electives seemed to be worthless, as they were taught.
- Some of the scheduling caused difficulty in programming course. Example: classes were only offered on semester per year.
- Lack of visual aids in all classes that I had taken in the law enforcement program, especially training type films.
- Some of the instructors.
- Not enough information on related jobs or fields; not much in program on women, minorities and victims.
- The quality of some of the teaching and of the course content.

What should be added to the program to help direct the students toward law enforcement careers?

- A class on weapons, handling and shooting and also a self-defense class which is offered but never held.
- Seminars on subject matter related to present course content.
- The program seems adequate for this purpose.
- Nothing, the program is very good.
- I think that the students enrolling into your law enforcement program should know on, how hard it is to become a policeman, because of quota systems and the popularity of the field now.
- More exposure to law enforcement jobs available also facts and figures relating to hiring practices.
- Heavy physical fitness training, along with a course which teaches the logic to be used in real-life situations.
- More specific courses in certain fields instead of covering everything in general. Something to tell people how difficult it is to get into the field and why.
- Explanation of how knowledge in many and varied fields will support ability to deal with all people in an intelligent, understanding and unbiased manner.
- Advise students to stay away from the counseling staff, they have no knowledge of police work and have no idea as to what courses will be helpful. I went to the counselors twice and both times was given bad information.
- Practical experience lab.
- More field trips to places related to the field.
- Field Training.
- More information concerning hiring requirements and benefits of law enforcement agencies, when tests are being administered by these agencies.
- Job evaluation as a life work and what it may offer such as salary and job responsibilities prior to student selection of this law enforcement as a career.
- More in depth study of criminal law, defendants rights and possibly some courses on correctional department activities and criminal psychology.
- One section that could be added to the program, would allow students to work directly with community police departments, to demonstrate the every day functions and services that are provided for the various communities.

- *course in the requirements for becoming a policeman such as height, eyes, etc., should be offered so students can see if they qualify before they spend two years at MVCC for a degree they can not use in the way they intended to.*
- *Not enough information on related fields or jobs, not much in program on women, minorities and victims.*
- *Some one with present police experience as a counselor.*



<u>Sex</u>	<u>No.</u>
Male	0
Female	2

Median Age = 23

Average Number of Credit Hours Attempted = 37

Average Number of Credit Hours Earned = 35

Average G.P.A. = 3.207

<u>Attendance Status</u>	<u>No.</u>
Attended Full-Time Only	0
Attended Part-Time Only	1
Attended Both Full- and Part-Time	1

<u>Initial Enrollment Year</u>	<u>No.</u>
1974	1
1975	1

<u>"X" Grades</u>	<u>No.</u>
MUS 101	1
PER 107	1
PER 114	1
PER 117	1
PER 125	1

Number of Degrees Granted = 2

Status Unknown = 1

Not Available for Placement = 0

Placed in Job Directly Related to Training = 0

Working in an Unrelated Job = 1

Median Starting Salary = -- per month or -- per hour

<u>Employment Status</u>	<u>No.</u>	<u>Percent</u>
Working Full-Time	1	50%
Working Part-Time	0	0
Unemployed, Not Actively Seeking a Job	1	50
TOTAL	2	100%

<u>Educational Status</u>	<u>No.</u>	<u>Percent</u>
Full-Time Student	0	0%
Part-Time Student	0	0
Not Enrolled in School	2	100
TOTAL	2	100%

## Evaluation of Vocational Training

	Very Helpful	Helpful	Some Help	No Help	Number
Technical knowledge and understanding	0	1	0	0	1
Job skills	0	1	0	0	1
Getting along with people	0	1	0	0	1
Self-understanding	0	0	1	0	1
Locating additional information needed on the job	0	0	1	0	1
Understanding employer-employee relations	0	0	0	1	1
Knowing how to get ahead in a job in this field	0	0	1	0	1
Communication skills	0	0	0	0	0
Knowledge about career opportunities in field	0	0	0	0	0
Job advancement or promotion	0	0	0	0	0
Salary increases in job held during my training	0	0	0	0	0

<u>Sex</u>	<u>No.</u>
Male	8
Female	0

Median Age = 36

Average Number of Credit Hours Attempted = 69

Average Number of Credit Hours Earned = 64

Average G.P.A. = 3.170

<u>Attendance Status</u>	<u>No.</u>
Attended Full-Time Only	0
Attended Part-Time Only	2
Attended Both Full- and Part-Time	6

<u>Initial Enrollment Year</u>	<u>No.</u>
1969	1
1970	1
1974	3
1975	3

<u>"X" Grades</u>	<u>No.</u>	<u>"X" Grades</u>	<u>No.</u>	<u>"X" Grades</u>	<u>No.</u>
ART 115	1	COM 100	1	MTH 100	1
BUS 100	1	DPR 102	1	PER 112	2
BUS.140	1	DPR 104	1	PER 121	1
BUS 142	1	DPR 205	1	SOC 102	1
BUS 236	1	GEO 102	1		

Number of Degrees Granted = 8

Status Unknown = 0

Not Available for Placement = 0

Placed in Job Directly Related to Training = 8

Working in an Unrelated Job = 0

Median Starting Salary = -- per month or -- per hour

<u>Employment Status</u>	<u>No.</u>	<u>Percent.</u>
Working Full-Time	8	100%
Working Part-Time	0	0
Unemployed, Not Actively Seeking a Job	0	0
TOTAL	8	100%

<u>Educational Status</u>	<u>No.</u>	<u>Percent.</u>
Full-Time Student	4	50%
Part-Time Student	0	0
Not Enrolled in School	4	50
TOTAL	8	100%

## Evaluation of Vocational Training

	Very Helpful	Helpful	Some Help	No Help	Number
Technical knowledge and understanding	2	2	2	0	6
Job skills	1	2	2	1	6
Getting along with people	2	1	2	1	6
Self-understanding	2	0	3	0	5
Locating additional information needed on the job	2	2	2	0	6
Understanding employer-employee relations	0	4	2	0	6
Knowing how to get ahead in a job in this field	0	2	1	2	5
Communication skills	3	1	2	0	6
Knowledge about career opportunities in field	0	1	3	2	6
Job advancement or promotion	1	1	1	1	4
Salary increases in job held during my training	1	0	2	1	4

Transportation--1263

<u>Sex</u>	<u>No.</u>
Male	4
Female	0

Median Age = 28

Average Number of Credit Hours Attempted = 85

Average Number of Credit Hours = 65

Average G.P.A. = 3.051.

<u>Attendance Status</u>	<u>No.</u>
Attended Full-Time Only	0
Attended Part-Time Only	1
Attended Both Full- and Part-Time	3

<u>Initial Enrollment Year</u>	<u>No.</u>
1969	1
1973	3

<u>"X" Grades</u>	<u>No.</u>	<u>"X" Grades</u>	<u>No.</u>	<u>"X" Grades</u>	<u>No.</u>
BIO 111	1	ECO 101	1	NAT 111	1
BUS 100	2	ECO 102	2	PER 101	1
BUS 101	1	FIS 103	1	PSY 101	3
BUS 136	2	FIS 104	1	TRA 103	3
BUS 142	1	HIS 201	1	TRA 104	2
BUS 232	1	HUM 101	1	TRA 203	1
DPR 101	1				

Number of Degrees Granted = 4

Status Unknown = 1

Not Available for Placement = 0

Placed in Job Directly Related to Training = 2

Working in an Unrelated Job = 1

Median Starting Salary = \$1,121-1,280 per month or \$7.01-8.00 per hour

<u>Employment Status</u>	<u>No.</u>	<u>Percent</u>
Working Full-Time	3	100%
Working Part-Time	0	0
Unemployed, Not Actively Seeking a Job	0	0
TOTAL	3	100%

<u>Educational Status</u>	<u>No.</u>	<u>Percent</u>
Full-Time Student	0	0%
Part-Time Student	1	33
Not Enrolled in School	2	67
TOTAL	3	100%

## Evaluation of Vocational Training

	Very Helpful	Helpful	Some Help	No Help	Number
Technical knowledge and understanding	1	1	1	0	3
Job skills	1	0	0	1	2
Getting along with people	1	1	0	0	2
Self-understanding	2	0	0	0	2
Locating additional information needed on the job	2	0	0	0	2
Understanding employer-employee relations	2	0	0	0	2
Knowing how to get ahead in a job in this field	1	1	1	0	3
Communication skills	1	1	1	0	3
Knowledge about career opportunities in field	1	0	1	0	2
Job advancement or promotion	1	0	1	1	3
Salary increases in job held during my training	1	0	1	1	3

<u>Sex</u>	<u>No.</u>
Male	0
Female	15

Median Age = 21

Average Number of Credit Hours Attempted = 62

Average Number of Credit Hours Earned = 61

Average G.P.A. = 3.63

<u>Attendance Status</u>	<u>No.</u>
Attended Full-Time Only	1
Attended Part-Time Only	1
Attended Both Full- and Part-Time	13

<u>Initial Enrollment Year</u>	<u>No.</u>
1974	6
1975	9

<u>"X" Grades</u>	<u>No.</u>
BUS.101	1
BUS 111	1
CCA 103	1
COM 101	1
MTH 114	1
MTH 150	1
PER 125	1
SSC 101	1

Number of Degrees Granted = 16

Status Unknown = 0

Not Available for Placement = 3

Placed in Job Directly Related to Training = 10

Working in an Unrelated Job = 3

Median Starting Salary = \$321-480 per month or \$2.01-3.00 per hour

<u>Employment Status</u>	<u>No.</u>	<u>Percent</u>
Working Full-Time	10	72%
Working Part-Time	3	21
Unemployed, Not Actively Seeking a Job	1	7
TOTAL	14	100%

<u>Educational Status</u>	<u>No.</u>	<u>Percent</u>
Full-Time Student	2	13%
Part-Time Student	0	0
Not Enrolled in School	14	87
TOTAL	16	100%

Evaluation of Vocational Training

	Very Helpful	Helpful	Some Help	No Help	Number
Technical knowledge and understanding	4	2	0	0	6
Job skills	4	2	0	0	6
Getting along with people	3	1	1	0	5
Self-understanding	4	0	1	0	5
Locating additional information needed on the job	2	2	1	1	6
Understanding employer-employee relations	3	1	1	1	6
Knowing how to get ahead in a job in this field	0	1	2	2	5
Communication skills	2	1	1	2	6
Knowledge about career opportunities in field	3	0	2	1	6
Job advancement or promotion	0	0	3	1	4
Salary increases in job held during my training	0	1	2	0	3

Evaluation of Quality of Teaching, Training Aids and Equipment and Usefulness of the Course to Your Career

	CCA 101	CCA 102	CCA 103	CCA 104	CCA 105	CCA 106	CCA 201	CCA 233	CCA 237
<u>Quality</u>									
Excellent	5	4	6	6	4	4	5	5	5
Good	1	0	0	0	1	1	1	1	0
Fair	0	0	0	0	0	0	0	0	0
Poor	0	0	0	0	0	0	0	0	0
TOTAL	6	4	6	6	5	5	6	6	6
<u>Equipment</u>									
Excellent	3	4	4	5	3	4	5	5	4
Good	1	0	0	0	1	0	0	0	1
Fair	1	0	1	0	0	0	0	0	0
Poor	0	0	0	0	0	0	0	0	0
TOTAL	5	4	5	5	4	4	5	5	5
<u>Usefulness</u>									
Very	4	5	5	6	5	5	6	5	4
Fairly	0	0	0	0	0	0	0	1	1
Some	2	0	1	0	0	0	0	0	0
None	0	0	0	0	0	0	0	0	0
TOTAL	6	5	6	6	5	5	6	6	6



Comments

What did you like most about your MVCC child care program experience?

- I thoroughly enjoyed the entire program, the wonderful instructors and the very useful classes.
- I like the idea of student involvement instead of just the teacher doing all the lessons and discussions. I also enjoyed learning how to make our own materials and being taught how to use them in a variety of ways.
- Everything!
- The teachers and their approach to teaching.
- The instructors method of teaching and grading.
- Learning how manipulatives and other ways children learn without knowing about it and having fun.

What did you dislike most about your MVCC child care program experience?

- The fact that some students in the program only take it because they feel it is an easy program to complete not because they truly are interested in children.
- The scheduling of some classes.
- My internship and seminar.

What do you feel should have been included in the program and was not?

- I feel more classes in the management of classes should be offered, how to manage an entire class of pre-schoolers is not an easy job if you don't know what to expect from previous experiences.
- I feel I got everything out of the program that it had to offer and I find that everything that should have been included was. I think the program was excellent!!!
- Thought it was a very good program from start to finish.
- A laboratory and observation room.

Exceptional Education--1265

<u>Sex.</u>	<u>No.</u>
Male	0
Female	9

Median Age = 21.

Average Number of Credit Hours Attempted = 68

Average Number of Credit Hours Earned = 63

Average G.P.A. = 3.315

<u>Attendance Status</u>	<u>No.</u>
Attended Full-Time Only	0
Attended Part-Time Only	0
Attended Both Full- and Part-Time	9

<u>Initial Enrollment Year</u>	<u>No.</u>
1974	1
1975	8

<u>"X" Grades</u>	<u>No.</u>	<u>"X" Grades</u>	<u>No.</u>
ART 103	1	HUM 130	1
BIO 112	1	MTH 113	1
COM 101	1	MTH 114	1
EEP 104	1	NAT 111	1
FRE 101	1	PER 181	1
GEO 102	1	SOC 101	1

Number of Degrees Granted = 13

Status Unknown = 3

Not Available for Placement = 5

Placed in Job Directly Related to Training = 5

Working in an Unrelated Job = 0

Median Starting Salary = -- per month or -- per hour

<u>Employment Status</u>	<u>No.</u>	<u>Percent</u>
Working Full-Time	5	56%
Working Part-Time	4	44
Unemployed, Not Actively Seeking a Job	0	0
TOTAL	9	100%

<u>Educational Status</u>	<u>No.</u>	<u>Percent</u>
Full-Time Student	3	30%
Part-Time Student	5	50
Not Enrolled in School	2	20
TOTAL	10	100%

Evaluation of Vocational Training

	Very Helpful	Helpful	Some Help	No Help	Number
Technical knowledge and understanding	4	0	1	0	5
Job skills	4	1	0	0	5
Getting along with people	3	1	1	0	5
Self-understanding	2	1	2	0	5
Locating additional information needed on the job	3	0	2	0	5
Understanding employer-employee relations	2	0	3	0	5
Knowing how to get ahead in a job in this field	2	2	1	0	5
Communication skills	1	4	0	0	5
Knowledge about career opportunities in field	3	1	1	0	5
Job advancement or promotion	1	2	2	0	5
Salary increases in job held during my training	1	2	1	0	4

Evaluation of Quality of Teaching, Training Aids and Equipment and Usefulness of the Course to Your Career

	EEP 101	EEP 102	EEP 105	EEP 107	EEP 109	EEP 233	EEP 237
<u>Quality</u>							
Excellent	5	3	3	2	4	5	4
Good	0	2	2	2	1	0	1
Fair	0	0	0	0	0	0	0
Poor	0	0	0	0	0	0	0
TOTAL	5	5	5	4	5	5	5
<u>Equipment</u>							
Excellent	2	2	3	2	3	3	2
Good	3	3	2	2	2	2	3
Fair	0	0	0	0	0	0	0
Poor	0	0	0	0	0	0	0
TOTAL	5	5	5	4	5	5	5
<u>Usefulness</u>							
Very	3	4	4	3	4	4	4
Fairly	2	1	0	0	1	1	1
Some	0	0	1	0	0	0	0
None	0	0	0	0	0	0	0
TOTAL	5	5	5	3	5	5	5

Comments

What did you like most about your MVCC exceptional education program experience?

- The EEP courses and coordination.
- The teachers teaching the program, very real people.
- The interaction between student and instructor and being able to get out and view children and schools.
- Its a field I love.
- The program was very thorough.

What did you dislike most about your MVCC exceptional education program experience?

- I didn't like the CCA 201 course, it did not apply to EEP program.
- That attendance affected your grade in some classes.
- Too much was placed on finishing the program and not much was said about the possibility of going on to school. I'm having trouble transferring my classes to go on to school.
- Courses do not transfer easily to a 4 year degree if you decide to continue.

What do you feel should have been included in the program and was not?

- More career exploration.
- More general education courses. I would have rather taken a general education course because now when I look at my general education courses on my transcripts it looks like I have hardly any compared to friends which haven't gone through programs.
- I feel the program at MVCC is very good and that senior colleges need to recognize this and evaluate it. The EEP courses should be recognized and transfer to the senior colleges!

Teacher/Library Assistance--1266

<u>Sex</u>	<u>No.</u>
Male	0
Female	10

Median Age = 32

Average Number of Credit Hours Attempted = 35  
 Average Number of Credit Hours Earned = 30  
 Average G.P.A. = 3.502

<u>Attendance Status</u>	<u>No.</u>
Attended Full-Time Only	1
Attended Part-Time Only	4
Attended Both Full- and Part-Time	5

<u>Initial Enrollment Year</u>	<u>No.</u>
1971	1
1974	3
1975	3
1976	3

<u>"X" Grades</u>	<u>No.</u>	<u>"X" Grades</u>	<u>No.</u>	<u>"X" Grades</u>	<u>No.</u>
ART 107	1	HUM 130	1	POS 204	1
BUS 100	1	MTH 113	1	PSY 101	2
BUS 101	2	MTH 117	1	TCH 100	1
COM 101	1	PER 105	1	TCH 101	1
COM 107	1	PER 116	1	SSC 101	1
HUM 101	2	POS 101	1		

Number of Degrees Granted = 11

Status Unknown = 0

Not Available for Placement = 0

Placed in Job Directly Related to Training = 7

Working in an Unrelated Job = 4

Median Starting Salary = \$481-640 per month or \$3.01-4.00 per hour

<u>Employment Status</u>	<u>No.</u>	<u>Percent</u>
Working Full-Time	3	50%
Working Part-Time	3	50
Unemployed, Not Actively Seeking a Job	0	0
<b>TOTAL</b>	<b>6</b>	<b>100%</b>

<u>Educational Status</u>	<u>No.</u>	<u>Percent</u>
Full-Time Student	0	0%
Part-Time Student	1	13
Not Enrolled in School	7	87
<b>TOTAL</b>	<b>8</b>	<b>100%</b>

## Evaluation of Vocational Training

	Very Helpful	Helpful	Some Help	No Help	Number
Technical knowledge and understanding	2	3	1	0	6
Job skills	4	0	2	0	6
Getting along with people	3	2	0	0	5
Self-understanding	2	2	1	0	5
Locating additional information needed on the job	1	3	1	1	6
Understanding employer-employee relations	2	2	1	1	6
Knowing how to get ahead in a job in this field	1	4	0	0	5
Communication skills	2	3	0	0	5
Knowledge about career opportunities in field	1	1	3	0	5
Job advancement or promotion	0	2	2	1	5
Salary increases in job held during my training	0	0	0	2	2

## Evaluation of Quality of Teaching, Training Aids and Equipment and Usefulness of the Course to Your Career

	PSY 100	TCH 100	TCH 101	TCH 102	TCH 104	TCH 233	TCH 237
<u>Quality</u>							
Excellent	3	3	1	4	4	6	5
Good	1	2	4	2	2	0	0
Fair	1	0	0	0	0	0	1
Poor	0	0	0	0	0	0	0
TOTAL	5	5	5	6	6	6	6
<u>Equipment</u>							
Excellent	1	1	2	3	4	3	2
Good	3	3	2	3	1	2	2
Fair	1	1	0	0	1	1	2
Poor	0	0	0	0	0	0	0
TOTAL	5	5	4	6	6	6	6
<u>Usefulness</u>							
Very	1	1	1	2	4	5	3
Fairly	2	1	3	4	0	1	1
Some	1	2	1	0	2	0	2
None	1	1	0	0	0	0	0
TOTAL	5	5	5	6	6	6	6

Comments

What did you like most about your MVCC teacher/library assistance program experience?

- PSY 105, Arts and Crafts 107, TCH 101--Teaching Materials and Their Use and COM 101.
- I learned the most from sharing experiences and "lessons" that each class member had during the Internship and the Seminar. Supervisory Methods also was a useful class. I enjoyed these three most.
- The way the teachers really got into each students experience to help or just listen and apply it to the lesson and real life.
- The experience gained by completing these courses gave me the self confidence to really do the very best job I'm capable of doing. It was good to get together with women who had the same interests as mine.
- The relaxed and casual attitude of teachers and the helpfulness of staff members.

What did you dislike most about your MVCC teacher/library assistance program experience?

- Most classes at night.
- Having to go to Thornton for internship seminars.
- TCH 100 was the hardest for me because it dealt with the history of education. I was more interested in how to "reach" children educationally.
- The fact it was better and more useful training than I received at my 4 year college. There was "nothing" to dislike about it.
- It was a good experience and I didn't dislike any part of it.
- Having to wait in such long lines when registering for classes.

What are your specific duties?

- Charge books in and out. Record new library cards, lost cards. Take care of reserve listing of books, overdue books. Type cards for catalog. Help with reference. Order books for patrons from I.L.L.
- Lunch count and money collection, marking papers, one-to-one instruction, small group instruction.
- At my present job, register work and when needed floor assistance in women's fashions or jewelry. MVCC, as I remember it, was a different type of junior college, it was warm and friendly. The students and faculty were all friendly to each other and willing to help each other. The campus, I know has been improved and I imagine more classes added. The curriculum was excellent and the teachers quite qualified in their field. I have many fond memories of the school and experiences from classes. Its too bad junior colleges aren't a pre-requirement for those transferring to a 4 year college or university, I'm sure it would help the students.
- I work with students in first thru fourth grade, mostly on reading skills in small groups. My room is also the lower grade resource center so I'm responsible for audio-visual equipment ordering and use.
- Working with preschoolers and high schoolers in a career center. Supervising the high schoolers working in the career centers preschool.

Social Worker Associate--1269

<u>Sex</u>	<u>No.</u>
Male	3
Female	7

Median Age = 23

Average Number of Credit Hours Attempted = 82

Average Number of Credit Hours Earned = 67

Average G.P.A. = 3.247

<u>Attendance Status</u>	<u>No.</u>
Attended Full-Time Only	1
Attended Part-Time Only	0
Attended Both Full- and Part-Time	9

<u>Initial Enrollment Year</u>	<u>No.</u>
1971	1
1972	3
1973	1
1974	2
1975	3

<u>"X" Grades</u>	<u>No.</u>	<u>"X" Grades</u>	<u>No.</u>	<u>"X" Grades</u>	<u>No.</u>	<u>"X" Grades</u>	<u>No.</u>	<u>"X" Grades</u>	<u>No.</u>
ART 101	1	COM 102	1	HUM 101	2	HUS 238	1	POS 201	1
BIO 111	1	COM 103	1	HUM 102	1	MTH 110	2	PSC 101	1
BUS 100	1	GEO 101	1	HUM 130	1	MTH 114	1	PSC 102	1
BUS 120	2	GEO 102	1	HUS 102	1	MTH 117	2	PSY 105	1
BUS 133	2	GER 101	1	HUS 106	1	MUS 100	2	PSY 201	1
BUS 136	1	HIS 101	1	HUS 203	1	PER 105	1	SPA 101	1
BUS 142	1	HIS 102	1	HUS 205	1	PER 107	1	SSC 100	1
BUS 143	1	HIS 201	2	HUS 233	1	PER 120	1	SSC 101	2
COM 101	2	HUM 100	1	HUS 234	1	PER 173	1		

Number of Degrees Granted = 10

Status Unknown = 0

Not Available for Placement = 1

Placed in Job Directly Related to Training = 2

Working in an Unrelated Job = 7

Median Starting Salary = \$481-640 per month or \$3.01-4.00 per hour

<u>Employment Status</u>	<u>No.</u>	<u>Percent</u>
Working Full-Time	6	67%
Working Part-Time	2	22
Unemployed, Not Actively Seeking a Job	1	11
TOTAL	9	100%

<u>Educational Status</u>	<u>No.</u>	<u>Percent</u>
Full-Time Student	1	10%
Part-Time Student	4	40
Not Enrolled in School	5	50
TOTAL	10	100%



## Evaluation of Vocational Training

	Very Helpful	Helpful	Some Help	No Help	Number
Technical knowledge and understanding	1	1	2	0	4
Job skills	0	2	1	1	4
Getting along with people	4	2	0	0	6
Self-understanding	1	5	0	0	6
Locating additional information needed on the job	1	1	1	2	5
Understanding employer-employee relations	0	3	1	0	4
Knowing how to get ahead in a job in this field	0	2	1	1	4
Communication skills	1	2	3	0	6
Knowledge about career opportunities in field	0	2	0	3	5
Job advancement or promotion	0	1	3	0	4
Salary increases in job held during my training	0	0	1	0	1

UNIVERSITY OF CALIF.  
LOS ANGELES

SEP 1 1978

CLEARINGHOUSE FOR  
JUNIOR COLLEGES

MKB/st

113