

DOCUMENT RESUME

ED 156 235

JC 780 329

AUTHOR Baratta, Mary Kathryne  
 TITLE Nonpersister Study: 45 or More Credit Hours Earned, Spring 1976 to Fall 1976.  
 INSTITUTION Moraine Valley Community Coll., Palos Hills, Ill.  
 PUB DATE Aug 77  
 NOTE 42p.; Figures may reproduce poorly due to small size of type

EDRS PRICE MF-\$0.83 HC-\$2.06 Plus Postage.  
 DESCRIPTORS \*College Credits; College Majors; Community Colleges; \*Dropouts; Employment Patterns; \*Followup Studies; Institutional Research; \*Junior Colleges; Junior College Students; Objectives; Part Time Students; Persistence; Questionnaires; Surveys; Transfer Students.

ABSTRACT

Students at Moraine Valley Community College (MVCC) who had earned 45 credit hours or more as of spring 1976 but who did not re-enroll for the fall 1976 semester were surveyed. Questionnaires were sent to 295 nonpersisting students and were designed to collect information on student characteristics, educational goals, goal achievement, when students stopped attending classes, employment while attending MVCC, financial aid received, the number of times students changed their study programs, present activities and future plans, reasons for not returning, evaluation of MVCC aspects, educational program outcomes and characteristics, and courses in which students did not succeed. A total of 174 nonpersisters (127 responding to the questionnaire, and 47 contacted by telephone) responded. Responses were separated according to student status (part- or full-time, occupational or transfer program participants). Nonpersisters cited personal or educational goal achievement, transfer to another college, job responsibilities, family responsibilities, inconvenient class schedules, lack of desired courses, and finding employment as important reasons for leaving MVCC. A majority reported dropping out of MVCC at the end of the semester. More than 50% were attending other colleges or universities, and 64% were employed. An analysis of nonpersister transcripts is included. (TR)

\*\*\*\*\*  
 \* Reproductions supplied by EDRS are the best that can be made \*  
 \* from the original document. \*  
 \*\*\*\*\*

ED156235

PERMISSION TO REPRODUCE THIS MATERIAL HAS BEEN GRANTED BY


U.S. DEPARTMENT OF HEALTH, EDUCATION & WELFARE NATIONAL INSTITUTE OF EDUCATION

Mary Kathryn Baratta

THIS DOCUMENT HAS BEEN REPRODUCED EXACTLY AS RECEIVED FROM THE PERSON OR ORGANIZATION ORIGINATING IT. POINTS OF VIEW OR OPINIONS STATED DO NOT NECESSARILY REPRESENT OFFICIAL NATIONAL INSTITUTE OF EDUCATION POSITION OR POLICY.

TO THE EDUCATIONAL RESOURCES INFORMATION CENTER (ERIC) AND USERS OF THE ERIC SYSTEM

NONPERSISTENT STUDY  
45 OR MORE  
CREDIT HOURS EARNED  
SPRING 1976 TO FALL 1976



Office of Research and Evaluation

Moraine Valley Community College  
10900 S. 88th Avenue  
Palos Hills, Illinois 60465

AUGUST 1977

JC 780 329

Preface

This report conducted by the Office of Research and Evaluation is the first report on 45 or more credit hours earned nonpersisters.

Sincere appreciation is expressed to Sharon Teason who typed the report, Estelle Bakos who prepared the graphics and to the Office Pool who duplicated and collated the report.

Mary Kathyne Baratta,  
August 1977

Table of Contents

	<u>Page</u>
• Preface . . . . .	-ii-
• List of Tables . . . . .	-v-
• List of Figures . . . . .	-v-
I. Objectives . . . . .	1
II. Procedures . . . . .	1
III. Reasons for Not Returning . . . . .	2
IV. MVCC Activities of Nonpersisters . . . . .	5
• Educational Goals . . . . .	5
• Withdrawal from Classes . . . . .	6
• Number of Hours Employed While Attending MVCC . . . . .	6
• Financial Aid . . . . .	6
• Program Changes . . . . .	7
V. Present Activities and Future Plans . . . . .	8
• Present Educational Activities . . . . .	8
• Present Employment Status . . . . .	8
• Future Educational Plans . . . . .	9
VI. Evaluation of MVCC Aspects . . . . .	10
VII. Educational Program Outcomes . . . . .	16
VIII. Analysis of 45 or More Credit Hours Earned Nonpersisters by Program Areas . . . . .	16
• Accounting & Computing . . . . .	17
• Child Care . . . . .	17
• Business Mid-Management . . . . .	17
• Data Processing . . . . .	18
• Design Drafting Technology . . . . .	18
• Electronics Technology . . . . .	18
• Exceptional Education . . . . .	19
• Fashion Merchandising . . . . .	19
• Finance & Credit . . . . .	19
• Fire Science . . . . .	20
• Industrial Engineering . . . . .	20
• Industrial Supervision . . . . .	20
• Law Enforcement . . . . .	21
• Leisure Services Careers . . . . .	21
• Liberal Arts--Non-Science, General . . . . .	21

	<u>Page</u>
• Liberal Arts--Pre-Business Administration . . . . .	22
• Liberal Arts--Pre-Education . . . . .	22
• Liberal Arts--Science . . . . .	22
• Liberal Arts--Science: Pre-Engineering . . . . .	23
• Liberal Arts--Undecided . . . . .	23
• Marketing Mid-Management . . . . .	23
• Medical Laboratory Technician . . . . .	24
• Non-Transfer--Undecided . . . . .	24
• Nursing . . . . .	24
• Power Machine Technology . . . . .	25
• Radiologic Technology . . . . .	25
• Respiratory Therapy . . . . .	25
• Secretarial Science . . . . .	26
• Social Worker . . . . .	26
• Therapeutic Recreation . . . . .	26
• Transportation . . . . .	27
IX. Summary of Results . . . . .	29
A. Reasons for Not Returning . . . . .	30
B. Educational Goals . . . . .	30
C. Withdrawal from Classes . . . . .	30
D. Number of Hours Employed While Attending MVCC . . . . .	30
E. Financial Aid . . . . .	31
F. Program Changes . . . . .	31
G. Present Educational Activity . . . . .	31
H. Present Employment Status . . . . .	31
I. Future Educational Plans . . . . .	31
J. Evaluation of MVCC Aspects . . . . .	32
K. Educational Program Outcomes . . . . .	32
L. Transcript Analysis . . . . .	32
X. Additional Comments . . . . .	33

Appendix

Appendix A. Nonpersister Study, 45 or More Credit Hours Earned Questionnaire . . . . .	35
---	----

List of Tables

<u>Table</u>	<u>Page</u>
1. Full- and Part-Time Nonpersister Reasons for Not Returning . . . . .	3
2. Nonpersister Educational Goals . . . . .	5
3. Nonpersister Withdrawal from Classes . . . . .	6
4. Number of Hours Worked Per Week by Nonpersisters . . . . .	7
5. Financial Aid Received by Nonpersisters . . . . .	7
6. Number of Nonpersister Program Changes . . . . .	8
7. Present Educational Activity . . . . .	9
8. Employment Status of Nonpersisters . . . . .	9
9. Future Educational Plans of Nonpersisters . . . . .	10
10. Nonpersister Evaluation of MVCC Aspects by Curriculum and Student Load . . . . .	14
11. Nonpersister Educational Program Outcomes . . . . .	16
12. Classes in Which at Least 10 Nonpersisters Did Not Earn Credit . . . . .	28

List of Figures

<u>Figure</u>	
1. 1975-76 Full-Time Nonpersister Evaluation of MVCC Aspects . . . . .	11
2. 1975-76 Part-Time Nonpersister Evaluation of MVCC Aspects . . . . .	13

## I. Objectives

A list of nonpersisting student names was generated from those students who were enrolled in spring 1976 and did not re-enroll for the fall 1976 semester. Graduates and students enrolled in community service and/or general education courses were excluded from the list of nonpersisters. A survey was designed to determine the characteristics and opinions of these nonpersisting students. This survey was limited to those nonpersisters who earned 45 or more credit hours as of the spring 1976 semester.

The specific objectives which guided the investigation were:

- to determine the characteristics of the 45 or more credit hours earned nonpersisters
- to determine the educational goals of the 45 or more credit hours earned nonpersisting student
- to determine whether or not the 45 or more credit hours earned nonpersisters' accomplished their goals
- to determine when the 45 or more credit hours earned nonpersisting students' stopped attending classes
- to determine how many hours a week 45 or more credit hours earned nonpersisting students' worked while attending MVCC
- to determine the types of financial aid 45 or more credit hours earned nonpersisting students' were receiving
- to determine the number of times nonpersisters' changed their programs of study
- to determine nonpersisters' present activities
- to determine nonpersisters' future activities
- to determine nonpersisters' reasons for not returning
- to determine the nonpersisters' evaluation of MVCC aspects
- to determine the educational program outcomes of nonpersisting students
- to determine characteristics of nonpersisters' in various programs
- to determine courses in which nonpersisters' did not succeed.

## II. Procedures

A total of 314 students who either dropped during the spring 1976 semester, or did not return for the fall 1976 semester were identified as earning 45 or more credit hours. A questionnaire, cover letter and a business reply envelope was mailed to each nonpersisters. Except for nonpersisting

students who could not be located because of address changes, a second mailing was sent to the nonrespondents. Two hundred ninety-five non-persisters were located and of that number 127 or 43% responded to the questionnaire.

To establish the reliability of study results and to obtain population data on the 45 or more credit hours earned nonpersisters a telephone survey was conducted of the nonrespondents. An abbreviated version of the 45 or more credit hours earned nonpersisters questionnaire was used to elicit the nonpersisters' responses to: primary reason for enrolling at MVCC, reasons for not re-enrolling at MVCC the following semester and an evaluation of six MVCC aspects. Forty-seven or 16% of the 45 or more credit hours earned nonpersisters were contacted by telephone. A total of 174 of the 295 nonpersisters or 59% supplied MVCC with information.

The distribution of reasons for enrolling and for not re-enrolling of respondents and nonrespondents was similar. The study results can be considered characteristic of all spring 1976-fall 1976 nonpersisters who earned at least 45 credit hours.

III. Reasons for Not Returning

Table 1 displays the importance attached by 45 or more credit hours earned nonpersisters to various reasons for not returning to MVCC. Data breakdowns occur by student load and curriculum.

In 1976, "Transferred to another college," "Achieved personal or educational goal" and "Classes not offered at a time convenient for my personal schedule" were major reasons for not returning to MVCC as cited by full-time nonpersisters who earned at least 45 credit hours. Two of the three reasons were consistent with 1975 ratings, but were increased in rating value in 1976: "Transferred to another college" and "Achieved personal or educational goal." The third reason, "Classes not offered at a time convenient for my personal schedule" was added as an important reason for not returning to MVCC in 1976.

In order to better assess full-time nonpersisters' reasons for not returning, the responses were analyzed by major area, i.e., either transfer or occupational curriculums. Full-time transfer nonpersisters who earned at least 45 credit hours reported "Achieved personal or educational goal," "Transferred to another college" and "Desired courses not offered" as important reasons for not returning to MVCC. Full-time occupational non-persisters rated "Achieved personal or educational goal" and "Found employment" as important reasons for not returning to MVCC.

In 1976, "Achieved personal or educational goal," "Transferred to another college," "Classes not offered at a time convenient for my personal schedule," "Desired courses not offered" and "Found employment" were important reasons for not returning to MVCC. Of the five reasons for not returning, four were consistent with 1975 ratings. "Found employment" was added as an important reason for not returning to MVCC in 1976.





Table 1  
Full- and Part-Time Nonpersister Reasons for Not Returning

Reason	Full-Time		Composite		Part-Time		Composite	
	Occup.	Transfer	1975	1976	Occup.	Transfer	1975	1976
Achieved personal or educational goal	XX	XX	X	XX	XX	XX	X	XX
Found study too difficult								
Change in career goal								
Transferred to another college		XXX	X	XXX	XX	XXX	X	XXX
Present job responsibilities too great					X		X	
Applied but could not obtain financial aid								
Lack of transportation								
Family responsibilities interfere with studies							X	
No clearly defined educational goal								
Classes not offered at a time convenient for my personal schedule				X	X	X	X	X
Desired courses not offered		X			X	X	X	X
Dissatisfaction with chosen program								
Poor college social life								
Health or other personal reasons								
Moved out of MVCC district								
Found employment	X				X			X
Course work not challenging								
Inadequate study techniques or habits								

Key: XXX = Very Important  
 XX = Important-Very Important  
 X = Important  
 Blank = Not Important

When the responses were analyzed by curriculum, part-time occupational and transfer student reasons for not returning to MVCC differed. Part-time occupational nonpersisters who earned at least 45 or more credit hours reported "Achieved personal or educational goal," "Transferred to another college," "Present job responsibilities too great," "Classes not offered at a time convenient for my personal schedule," "Desired courses not offered" and "Found employment" as important reasons for not returning to MVCC in 1976. With the exception of "Found employment," the reasons for not returning to MVCC were similar to the reasons for not returning to MVCC reported in 1975. Part-time transfer nonpersisters who earned at least 45 or more credit hours reported "Achieved personal or educational goal," "Transferred to another college," "Classes not offered at a time convenient for my personal schedule" and "Desired courses not offered" as important reasons for not returning to MVCC in 1976. All of the reasons reported in 1976 for not returning to MVCC were reported as important reasons for not returning to MVCC in 1975.

"Achieved personal or educational goal" was cited by all four groups as an important reason for not returning to MVCC in 1976. "Found employment" was cited as an important reason for not returning to MVCC by occupational nonpersisters. "Transferred to another college" and "Desired courses not offered" were cited as important reasons for not returning to MVCC in 1976 by transfer students.

Chi-square tests were used to examine the relationship between age, sex, high school rank, ACT composite score, high school attended, program area and reasons for withdrawal. Significant differences between the groups were found in ten instances.

Students 25 years of age or older tended to rate "Family responsibilities interfere with studies," "Classes not offered at a time convenient for my personal schedule," "Health or other personal reasons" and "Inadequate study techniques or habits" as important reasons for withdrawal from MVCC in 1976. Students younger than 25 years of age did not tend to list these aspects as important reasons for not returning to MVCC.

Female students tended to rank "Achieved personal or educational goal" as an important reason for withdrawal from MVCC. Achieving their educational goal was not an important reason for not returning to MVCC for male students.

Students who have graduated from local parochial schools tended to list "Desired courses not offered" as an important reason for withdrawal from MVCC. Graduates of local public high schools or out-of-district high schools tended to be satisfied with course offerings.

Students with ACT composite scores in the range from 21-36 tended to list "Transferred to another college or university" as an important reason for withdrawal from MVCC. Students with ACT composite scores in the range from 1-20 tended to list "Found employment" as a reason for withdrawal.

Students enrolled in an occupational program tended to list "Found employment" as an important reason for withdrawing from MVCC. Students enrolled in a transfer program tended to list "Transferred to another college" as an important reason for not returning to MVCC.

IV. MVCC Activities of Nonpersisters

Educational Goals

Nonpersisters earning 45 or more credit hours were asked to report what their primary educational goals were while attending MVCC; see Table 2.

Full- and part-time students who did not persist did not differ in their expressed educational goals. "Completion of an MVCC certificate or associate degree program" was cited by 59% of the full-time nonpersisters and 50% of the part-time nonpersisters.

When the data was analyzed by major curriculum 60% of the occupational nonpersisters and 52% of the transfer nonpersisters had an educational goal of "Completion of an MVCC degree or certificate." Forty-three percent of the transfer nonpersisters cited "Completion of deficiencies in order to transfer to a senior college" as a primary educational goal.

Table 2  
Nonpersister Educational Goals

Educational Goal	Student Load				Curriculum			
	Full-Time		Part-Time		Occupational		Transfer	
	N	%	N	%	N	%	N	%
To complete deficiencies in order to transfer to a senior college	31	32%	27	39%	14	22%	44	43%
To prepare for the GED equivalency exam	0	0	1	1	0	0	1	1
To complete an MVCC certificate or associate degree program	57	59	35	50	40	60	52	52
To improve or upgrade my skills	4	4	2	3	4	6	2	2
To learn a new skill	3	3	2	3	4	6	1	1
For personal enrichment	2	2	3	4	4	6	1	1
<b>TOTAL</b>	<b>97</b>	<b>100%</b>	<b>70</b>	<b>100%</b>	<b>66</b>	<b>100%</b>	<b>101</b>	<b>100%</b>

Sixty-nine percent of the nonpersisters attained their educational goal and therefore had no reason to re-enroll for courses. When goal attainment was analyzed by curriculum, 73% of the transfer students and 56% of the occupational students accomplished their goals.

While at MVCC, 73% of the part-time students who were nonpersisters reported accomplishing their educational goals. Sixty-seven percent of the full-time students who did not persist accomplished their educational goal.

More than eight of every ten students whose goal was "To complete deficiencies in order to transfer to a senior college" accomplished their goal. Half of the students whose educational goal was "To learn a new skill" completed their objective. One of every four students whose educational goal was "To improve and upgrade my skills" accomplished their goal.

#### Withdrawal from Classes

Most 45 or more credit hours earned nonpersisters, 95%, reported dropping from their MVCC classes after the end of the semester; see Table 3.

Table 3  
Nonpersister Withdrawal from Classes

Last Attended	Student Load				Curriculum			
	Full-Time		Part-Time		Occupational		Transfer	
	N	%	N	%	N	%	N	%
Before mid-term	2	3%	2	5%	1	3%	3	4%
Mid-term week	1	1	2	5	1	3	1	1
After mid-term and before end of semester	1	1	2	5	2	6	2	3
After end of semester	66	95	36	85	28	88	74	92
TOTAL	70	100%	42	100%	32	100%	80	100%

Ninety-five percent of the full-time nonpersisters and 85% of the part-time nonpersisters completed the semester and did not re-enroll at MVCC. When the data was analyzed by curriculum, 88% of the occupational program nonpersisters and 92% of the transfer program nonpersisters did not return to MVCC after they completed the semester.

#### Number of Hours Employed While Attending MVCC

Of the 174 students who responded to the nonpersister questionnaire, 109 or 62% reported that they were employed while attending MVCC; see Table 4.

Twenty-seven percent of the 45 or more credit hours earned nonpersisters were working 40 or more hours a week while attending MVCC. Forty percent were working a minimum of 30 hours a week.

Seventy-six percent of the part-time nonpersisters were working while attending MVCC and 48% of the full-time students were working while attending MVCC.

#### Financial Aid

Seventy-two percent of the students who responded to the survey reported that they received no financial aid. Thirteen percent of the respondents were receiving scholarships, three percent made loans and thirteen percent were receiving aid from the veteran's administration. See Table 5 for the percentages of students receiving financial aid.

Table 4  
Number of Hours Worked Per Week, by Nonpersisters

Number of Hours Worked	Student Load				Curriculum			
	Full-Time		Part-Time		Occupational		Transfer	
	N	%	N	%	N	%	N	%
Less than 10 hours	2	3%	3	8%	1	3%	4	6%
10-19 hours	14	22	6	16	8	26	12	17
20-29 hours	29	45	7	18	7	23	29	40
30-39 hours	10	15	4	11	1	3	13	18
40 hours or more	10	15	18	47	14	45	14	19
TOTAL	65	100%	38	100%	31	100%	72	100%

Table 5  
Financial Aid Received by Nonpersisters

Financial Aid	Student Load				Curriculum			
	Full-Time		Part-Time		Occupational		Transfer	
	N	%	N	%	N	%	N	%
None	51	81%	29	73%	22	69%	58	72%
Scholarship	3	5	2	5	1	3	4	6
Loan	2	3	1	2	1	3	2	3
Work/Study	0	0	0	0	0	0	0	0
GI Bill	7	11	8	20	8	25	7	9
TOTAL	63	100%	40	100%	32	100%	71	100%

Three of the 23 students who needed financial aid in order to attend college made loans.

A chi-square was used to determine if there were any differences in reasons for not returning to MVCC by 45 or more credit hours earned nonpersisters who did and did not receive financial aid. Those students receiving financial aid tended to list "Family responsibilities interfere with studies" as an important reason for withdrawal from MVCC.

#### Program Changes

Of the 119 students who responded to a question on program change, 13% stated that they never declared a program of study, 60% claimed that

they never changed their program of study, 24% claimed that they changed their program of study once and 3% changed their program of study two or more times; see Table 6..

Table 6  
Number of Nonpersister Program Changes

Number of Program Changes	Student Load				Curriculum			
	Full-Time		Part-Time		Occupational		Transfer	
	N	%	N	%	N	%	N	%
Never declared a program of study	6	8%	7	17%	1	3%	12	15%
Never changed program of study	46	64	22	54	22	65	46	58
One time	17	24	12	29	10	29	19	24
Two or more times	3	4	0	0	1	3	2	3
TOTAL	72	100%	41	100%	34	100%	79	100%

Twenty-seven percent of the students enrolled in a transfer curriculum changed their program of study at least once. Thirty-two percent of the students enrolled in an occupational program changed their program of study at least once.

#### V. Present Activities and Future Plans

##### Present Educational Activity

Fifty-six percent of the 45 or more credit hours earned nonpersisters are attending another college or university. Thirty-six percent are not now attending school; see Table 7.

Three of every five nonpersisters are involved in some type of educational activity. Transfer nonpersisters tend to enroll in another college or university. Occupational nonpersisters tend not to enroll for further education or training.

##### Present Employment Status

Sixty-four percent of the nonpersisters are presently employed. Of the students that are working, 20% are working in a field for which they were training and 31% were working in a field related to their MVCC training. Forty-nine percent are working in fields not related to their MVCC training; see Table 8.

Thirty-seven percent of the part-time students and 27% of the full-time students were employed in fields related to their MVCC studies. These figures are similar to last year's figures.

Table 7  
Present Educational Activity

Educational Activity	Student Load				Curriculum			
	Full-Time		Part-Time		Occupational		Transfer	
	N	%	N	%	N	%	N	%
Not presently attending school	26	36%	15	36%	18	53%	23	29%
Attending MVCC adult education classes, workshops or seminars	1	1	3	7	3	9	1	1
Attending another college or university	42	59	22	53	10	29	54	68
Attending an art, business, technical or trade school	3	4	2	4	3	9	2	2
<b>TOTAL</b>	<b>72</b>	<b>100%</b>	<b>42</b>	<b>100%</b>	<b>34</b>	<b>100%</b>	<b>80</b>	<b>100%</b>

Table 8  
Employment Status of Nonpersisters

Employment Status	Student Load				Curriculum			
	Full-Time		Part-Time		Occupational		Transfer	
	N	%	N	%	N	%	N	%
I am working in the field which I studied at MVCC	7	10%	6	15%	9	27%	4	5%
I am working in a field related to my MVCC studies	12	17	9	22	9	27	12	15
I am working in a field which is not related to my MVCC studies	24	33	13	33	7	22	30	38
I am unemployed and not seeking employment	21	29	10	25	5	15	26	33
I am unemployed but am seeking employment	8	11	2	5	3	9	7	9
<b>TOTAL</b>	<b>72</b>	<b>100%</b>	<b>40</b>	<b>100%</b>	<b>33</b>	<b>100%</b>	<b>79</b>	<b>100%</b>

When analyzed by curriculum, 54% of the occupational nonpersisters and 20% of the transfer nonpersisters were working in a job related to their MVCC studies.

Future Educational Plans

Three percent of the 45 or more credit hours earned nonpersisters do not plan to return to school. Fourteen percent plan to earn an MVCC associate degree; see Table 9.



Table 9  
 Future Educational Plans of Nonpersisters

Educational Plan	Student Load				Curriculum			
	Full-Time		Part-Time		Occupational		Transfer	
	N	%	N	%	N	%	N	%
To take courses for my personal enjoyment or satisfaction	6	14%	7	10%	8	24%	5	5%
To take courses, as needed, to improve my job skills	7	17	6	8	6	18	7	9
To complete an MVCC certificate or associate degree program	6	14	11	15	7	21	10	13
To complete at least a bachelor's degree	21	50	46	66	11	34	56	70
Do not plan to return to school	2	5	1	1	1	3	2	3
TOTAL	42	100%	71	100%	33	100%	80	100%

Eighty-three percent of the transfer nonpersisters plan to complete at least an associate degree. Twenty-one percent of the occupational and 13% of the transfer nonpersisters intend to complete an MVCC associate-degree program.

VI. Evaluation of MVCC Aspects

Figure 1 displays the 1975 and 1976 full-time nonpersister mean responses to various MVCC aspects.

Although there are variations in the average rating of MVCC aspects, results of the 1976 full-time nonpersister evaluations show that, in general, MVCC still maintains a Good rating.

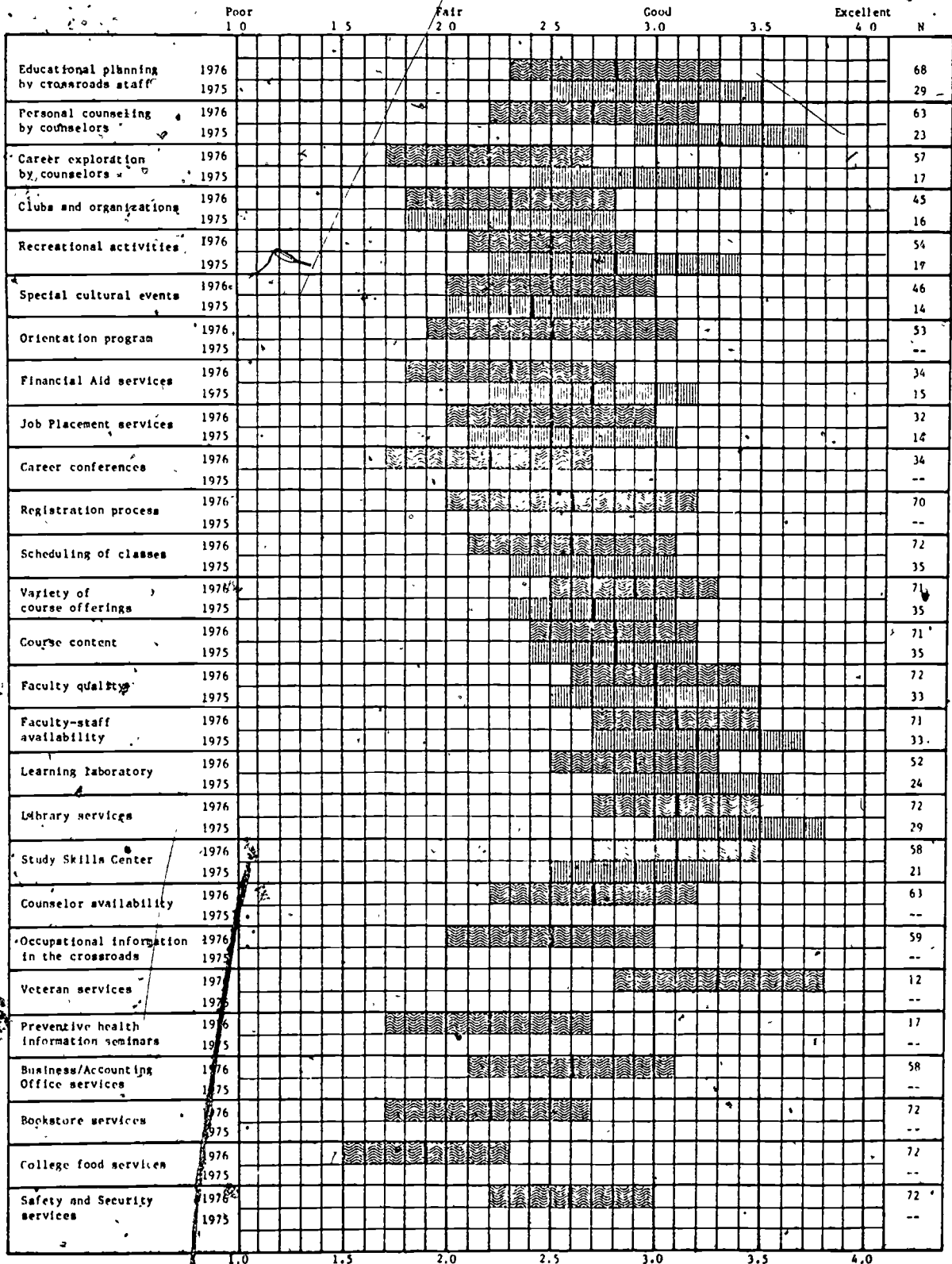
In 1976, the range of ratings for various MVCC aspects was from 1.9 to 3.3. "Veteran Services" received the rating value of 3.1, Good-Excellent. "College Food Services" received a rating value of 1.9, Fair.

Comparisons of 1975 ratings and 1976 ratings are available for 16 MVCC aspects. Ten ratings for MVCC aspects were lower in value, three ratings for MVCC aspects were higher in value and three ratings for MVCC aspects retained the same value from 1975 to 1976. The ratings were identical in 1975 and 1976 for "Clubs and Organizations," "Course Content" and "Faculty Quality." The ratings were higher in value in 1976 than in 1975 for "Special Cultural Events," "Variety of Course Offerings" and "Study Skills Center." The ratings were lower in value in 1976 for "Educational Planning by Crossroads Staff," "Personal Counseling by Counselors," "Career Exploration by Counselors," "Recreational Activities," "Financial Aid Services," "Job Placement Services," "Scheduling of Classes," "Faculty-Staff Availability," "Learning Lab" and "Library Services."





Figure 1  
1975-76 Full-time Nonpersistenter  
Evaluation of MVCC Aspects



Interpretation: Solid line shows where mean falls.  
Shaded area shows one-half standard deviation above mean and one-half standard deviation below mean.

Figure 2 displays the 1975 and 1976 part-time nonpersister mean responses to various MVCC aspects.

Although there are variations in the average rating of MVCC aspects, results of the 1976 part-time nonpersister evaluation show, in general, MVCC still maintains a Good rating.

In 1976, the range of ratings for various MVCC aspects was from 1.9 to 3.5. "Veteran Services" received a rating value of 3.5, Good-Excellent. "Clubs and Organizations" and "College Food Services" received rating values of 1.9, Fair.

For the 16 MVCC aspects where ratings are available for 1975 and 1976, seven ratings were lower in value in 1976, two ratings were the same in value and seven ratings were higher in value in 1976. The ratings were identical in 1975 and 1976 for "Job Placement Services" and "Library Services." The ratings were higher in 1976 than in 1975 for "Educational Planning by Crossroads Staff," "Personal Counseling by Counselors," "Variety of Course Offerings," "Course Content," "Faculty Quality," "Faculty-Staff Availability" and "Study Skills Center." The ratings were lower in value in 1976 for "Career Exploration by Counselors," "Clubs and Organizations," "Recreational Activities," "Special Cultural Events," "Financial Aid Services," "Scheduling of Classes" and "Learning Laboratory."

Comparing full- and part-time nonpersister evaluation of MVCC aspects indicated that there was total agreement on the rating values for "Personal Counseling by Counselors," "Faculty-Staff Availability," "Business/Accounting Office Services," "Bookstore Services," "College Food Services" and "Safety and Security Services."

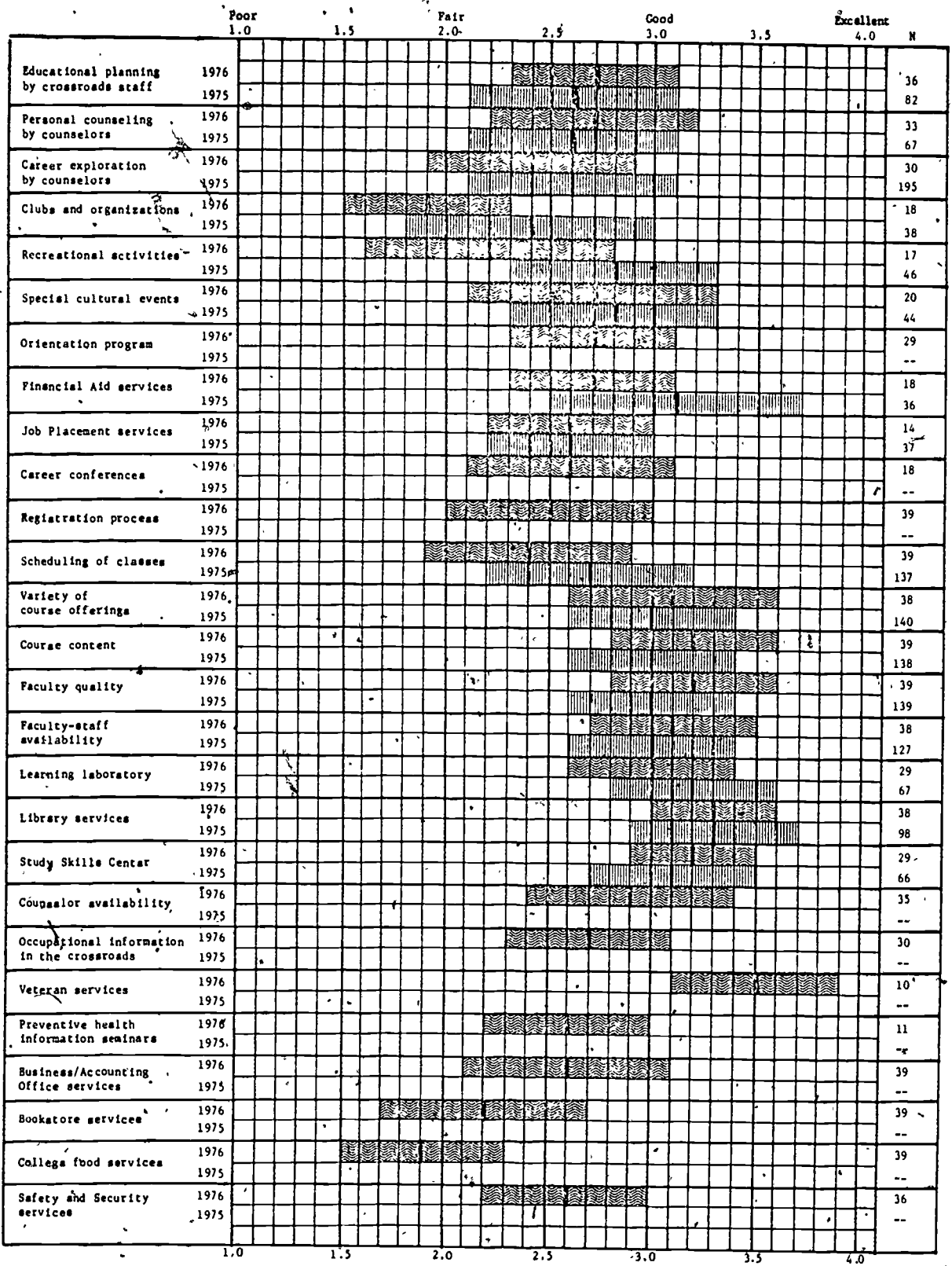
In general, part-time nonpersisters gave higher rating values to MVCC aspects than full-time nonpersisters.

Table 10 displays the 1975 and 1976 ratings of MVCC aspects by student load and curriculum.

The ratings for full-time occupational nonpersisters ranged from Fair to Good-Excellent. "Faculty Quality," "Faculty-Staff Availability" and "Veteran Services" were rated Good-Excellent. "Bookstore Services" and "College Food Services" were rated Fair.

For the 16 MVCC aspects where ratings are available for 1975 and 1976, two ratings for MVCC aspects were lower in value in 1976, three ratings for MVCC aspects were higher in value in 1976 and 11 ratings for MVCC aspects were identical for 1975 and 1976. The ratings were higher in value in 1976 for "Faculty Quality" and "Faculty-Staff Availability." The ratings were lower in value in 1976 for "Personal Counseling by Counselors," "Job Placement Services" and "Library Services." The ratings for "Educational Planning by Crossroads Staff," "Career Exploration by Counselors," "Clubs and Organizations," "Recreational Activities," "Special Cultural Events," "Financial Aid Services," "Scheduling of Classes," "Variety of Course Offerings," "Course Content," "Learning Laboratory" and "Study Skills Center" were the same for both 1975 and 1976.

Figure 2  
1975-76 Part-time Nonparasitar  
Evaluation of MVCC Aspects



Interpretation: Solid line shows where mean falls.  
Shaded area shows one-half standard deviation above mean and one-half standard deviation below mean.

Table 10  
Nonpersister Evaluation of MVCC Aspects by Curriculum and Student Load

MVCC Aspect	Full-Time				Part-Time			
	Occupational		Transfer		Occupational		Transfer	
	1975	1976	1975	1976	1975	1976	1975	1976
Educational planning by crossroads staff	G	G	G	G	G	G	F-G	F-G
Personal counseling by counselors	G-E	F-G	G-E	F-G	F-G	G	F-G	F-G
Career exploration by counselors	F-G	F-G	G-E	F	F-G	F-G	F	F-G
Clubs and organizations	F-G	F-G	F	F-G	F-G	P-F	F-G	F
Recreational activities	F-G	F-G	G	F-G	G	F	F-G	F-G
Special cultural events	F-G	F-G	F-G	F-G	G	F-G	G	F-G
Orientation program	-	F-G	-	F-G	-	G	-	F-G
Financial Aid services	F-G	F-G	F-G	F-G	G	G	G	F-G
Job Placement services	G	F-G	F-G	F-G	F-G	G	G	F-G
Career conferences	-	F-G	-	F	-	G	-	F
Registration process	-	F-G	-	F-G	-	F-G	-	F-G
Scheduling of classes	F-G	F-G	G	F-G	F-G	F	G	F-G
Variety of course offerings	G	G	F-G	G	G	G-E	G	G
Course content	G	G	F-G	G	G	G-E	G	G
Faculty quality	G	G-E	G	G	G	G	G	G
Faculty-staff availability	G	G-E	G-E	G	G	G	G	G
Learning laboratory	G	G	G-E	G	G	G	G-E	G
Library services	G-E	G	G-E	G	G-E	G-E	G-E	G-E
Study Skills Center	G	G	F-G	G	G	G-E	G	G
Counselor availability	-	G	-	F-G	-	G	-	G
Occupational information in the crossroads	-	F-G	-	F-G	-	G	-	F-G
Veteran services	-	G-E	-	G-E	-	G-E	-	G-E
Preventive Health Information Seminars	-	G	-	F	-	F-G	-	F-G
Business/Accounting Office services	-	F-G	-	F-G	-	F-G	-	F-G
Bookstore services	-	F	-	F	-	F	-	F
College food services	-	F	-	F	-	F	-	F
Safety and Security services	-	F-G	-	F-G	-	F-G	-	F-G

Key: E = Excellent  
G = Good  
F = Fair  
P = Poor

The ratings for full-time transfer nonpersisters ranged from Fair to Good-Excellent. "Veteran Services" was rated Good-Excellent. "Career Exploration by Counselors," "Career Conferences," "Preventive Health Information Seminars," "Bookstore Services" and "College Food Services" were rated Fair.

For the 16 MVCC aspects where comparisons are possible between 1975 and 1976, four ratings for MVCC aspects were lower in value in 1976, seven ratings for MVCC aspects were higher in value in 1976 and five ratings retained their 1975 value in 1976. The ratings were higher in 1976 for "Clubs and Organizations," "Variety of Course Offerings," "Course Content" and "Study Skills Center." "Personal Counseling by Counselors," "Career Exploration by Counselors," "Recreational Activities," "Scheduling of Classes," "Faculty-Staff Availability," "Learning Laboratory" and "Library Services" had lower ratings in 1976 than they did in 1975. The 1975 and 1976 ratings were identical for "Educational Planning by Crossroads Staff," "Special Cultural Events," "Financial Aid Services," "Job Placement Services" and "Faculty Quality."

Part-time occupational nonpersister ratings ranged from Poor-Fair to Good-Excellent. "Variety of Course Offerings," "Course Content," "Library Services," "Study Skills Center" and "Veteran Services" received Good-Excellent ratings. "Clubs and Organizations" received a Poor-Fair rating.

From 1975 to 1976 the rating values of five MVCC aspects were higher in value, four MVCC aspects had lower values and seven MVCC aspects retained their rating value. Higher rating values occurred for "Personal Counseling by Counselors," "Job Placement Services," "Variety of Course Offerings," "Course Content" and "Study Skills Center." Lower rating values were obtained by "Clubs and Organizations," "Recreational Activities," "Special Cultural Events" and "Scheduling of Classes." Rating values were retained from 1975 to 1976 for "Educational Planning by Crossroads Staff," "Career Exploration by Counselors," "Financial Aid Services," "Faculty Quality," "Faculty-Staff Availability," "Learning Laboratory" and "Library Services."

The ratings for part-time transfer nonpersisters ranged from Fair to Good-Excellent. "Study Skills Center" and "Veteran Services" were rated Good-Excellent. "Clubs and Organizations," "Career Conferences," "Bookstore Services" and "College Food Services" were rated Fair.

The 1976 ratings for nine MVCC aspects were the same in 1976 as they were in 1975, six ratings of MVCC aspects were lower in value in 1976 and one MVCC aspect had a higher rating value in 1976 than in 1975. The rating value for "Career Exploration by Counselors" was higher in 1976 than in 1975. "Educational Planning by Crossroads Staff," "Personal Counseling by Counselors," "Recreational Activities," "Variety of Course Offerings," "Course Content," "Faculty Quality," "Faculty-Staff Availability," "Library Services" and "Study Skills Center" retained their 1975 ratings in 1976. The rating values for "Clubs and Organizations," "Special Cultural Events," "Financial Aid Services," "Job Placement Services," "Scheduling of Classes" and "Library Services" were lower in value in 1976 than in 1975.

The full-time transfer nonpersisters rated MVCC aspects lower than full-time occupational, part-time transfer and part-time occupational students. The part-time occupational nonpersisters tended to rate MVCC aspects higher than the other three groups.

"Special Cultural Events," "Registration Process," "Learning Laboratory," "Veteran Services," "Business/Accounting Office," "Bookstore Services," "College Food Services" and "Safety and Security Services" were rated identically by all four groups.

#### VII. Educational Program Outcomes

Nonpersisters were asked if their MVCC training aided them in relation to their job. Table 11 displays the number and type of responses to educational outcomes.

Table 11  
Nonpersister Educational Program Outcomes

Program Outcome	Yes		No		Total	
	No.	Percent	No.	Percent	No.	Percent
I increased my understanding of skills required for my job	63	83%	13	17%	76	100%
I increased my ability to perform skills required for my job	56	78	16	22	72	100
I got a program related job	31	61	20	39	51	100
I got a promotion	10	23	33	77	43	100
I got a salary increase in the job held during my training	9	24	29	76	38	100

In general, the greatest asset for nonpersisters was increased understanding of skills required for the job. MVCC training contributed least to nonpersister promotion or salary increases. These findings are similar to the statements made by 1975 nonpersisters.

#### VIII. Analysis of 45 or More Credit Hours Earned Nonpersisters by Program Areas

The following analyses are based on the average or typical characteristic of the nonpersisters in the program.

## Accounting &amp; Computing (N = 8)

<u>Sex</u>	<u>Attendance Status</u>	<u>No.</u>
Male = 2	Attended full-time only	1
Female = 6	Attended part-time only	1
	Attended both full- and part-time	6

Average Age = 25

<u>Type of Course</u>	<u>Average No. Cr.Hrs. Earned</u>	<u>Initial Enrollment Year</u>	<u>No.</u>
Major program	25	1968	1
Group I requirements	5	1971	1
Group II requirements	9	1972	1
Group III requirements	8	1973	2
Group IV requirements	4	1974	3
Other courses	5		
All courses	56		

Average number of credit hours attempted = 67

Average G.P.A. = 2.86

## Child Care (N = 6)

<u>Sex</u>	<u>Attendance Status</u>	<u>No.</u>
Male = 0	Attended full-time only	0
Female = 6	Attended part-time only	0
	Attended both full- and part-time	6

Average Age = 22

<u>Type of Course</u>	<u>Average No. Cr.Hrs. Earned</u>	<u>Initial Enrollment Year</u>	<u>No.</u>
Major program	27	1972	2
Group I requirements	6	1973	1
Group II requirements	10	1974	1
Group III requirements	6	1975	2
Group IV requirements	5		
Other courses	6		
All courses	60		

Average number of credit hours attempted = 66

Average G.P.A. = 3.48

## Business Mid-Management (N = 5)

<u>Sex</u>	<u>Attendance Status</u>	<u>No.</u>
Male = 4	Attended full-time only	0
Female = 1	Attended part-time only	2
	Attended both full- and part-time	3

Average Age = 25

<u>Type of Course</u>	<u>Average No. Cr.Hrs. Earned</u>	<u>Initial Enrollment Year</u>	<u>No.</u>
Major program	24	1971	1
Group I requirements	7	1972	1
Group II requirements	12	1974	3
Group III requirements	6		
Group IV requirements	4		
Other courses	11		
All courses	64		

Average number of credit hours attempted = 73

Average G.P.A. = 2.58

## Data Processing (N = 10)

<u>Sex</u>	<u>Attendance Status</u>	<u>No.</u>
Male = 7	Attended full-time only	0
Female = 3	Attended part-time only	0
	Attended both full- and part-time	10

Average Age = 28

<u>Type of Course</u>	<u>Average No. Cr.Hrs. Earned</u>	<u>Initial Enrollment Year</u>	<u>No.</u>
Major program	22	1968	1
Group I requirements	6	1969	1
Group II requirements	6	1972	1
Group III requirements	5	1973	5
Group IV requirements	4	1974	2
Other courses	14		
All courses	57		

Average number of credit hours attempted = 70      Average G.P.A. = 2.83

## Design Drafting Technology (N = 2)

<u>Sex</u>	<u>Attendance Status</u>	<u>No.</u>
Male = 2	Attended full-time only	0
Female = 0	Attended part-time only	0
	Attended both full- and part-time	2

Average Age = 23

<u>Type of Course</u>	<u>Average No. Cr.Hrs. Earned</u>	<u>Initial Enrollment Year</u>	<u>No.</u>
Major program	19	1971	1
Group I requirements	6	1973	1
Group II requirements	6		
Group III requirements	20		
Group IV requirements	3		
Other courses	3		
All courses	57		

Average number of credit hours attempted = 64      Average G.P.A. = 2.75

## Electronics Technology (N = 7)

<u>Sex</u>	<u>Attendance Status</u>	<u>No.</u>
Male = 7	Attended full-time only	0
Female = 0	Attended part-time only	1
	Attended both full- and part-time	6

Average Age = 30

<u>Type of Course</u>	<u>Average No. Cr.Hrs. Earned</u>	<u>Initial Enrollment Year</u>	<u>No.</u>
Major program	13	1971	4
Group I requirements	6	1972	1
Group II requirements	7	1973	2
Group III requirements	21		
Group IV requirements	5		
Other courses	5		
All courses	57		

Average number of credit hours attempted = 76      Average G.P.A. = 2.84



## Exceptional Education (N = 4)

<u>Sex</u>	<u>Attendance Status</u>	<u>No.</u>
Male = 0	Attended full-time only	0
Female = 4	Attended part-time only	0
	Attended both full- and part-time	4

Average Age = 24

<u>Type of Course</u>	<u>Average No. Cr.Hrs. Earned</u>	<u>Initial Enrollment Year</u>	<u>No.</u>
Major program	22	1969	1
Group I requirements	5	1972	1
Group II requirements	7	1974	1
Group III requirements	8	1975	1
Group IV requirements	8		
Other courses	10		
All courses	60		

Average number of credit hours attempted = 76      Average G.P.A. = 3.23

---

## Fashion Merchandising (N = 2)

<u>Sex</u>	<u>Attendance Status</u>	<u>No.</u>
Male = 0	Attended full-time only	1
Female = 2	Attended part-time only	0
	Attended both full- and part-time	1

Average Age = 22

<u>Type of Course</u>	<u>Average No. Cr.Hrs. Earned</u>	<u>Initial Enrollment Year</u>	<u>No.</u>
Major program	39	1973	1
Group I requirements	5	1974	1
Group II requirements	6		
Group III requirements	6		
Group IV requirements	3		
Other courses	3		
All courses	62		

Average number of credit hours attempted = 72      Average G.P.A. = 2.98

---

## Finance &amp; Credit (N = 2)

<u>Sex</u>	<u>Attendance Status</u>	<u>No.</u>
Male = 2	Attended full-time only	0
Female = 0	Attended part-time only	0
	Attended both full- and part-time	2

Average Age = 26

<u>Type of Course</u>	<u>Average No. Cr.Hrs. Earned</u>	<u>Initial Enrollment Year</u>	<u>No.</u>
Major program	12	1973	1
Group I requirements	9	1974	1
Group II requirements	11		
Group III requirements	12		
Group IV requirements	6		
Other courses	13		
All courses	63		

Average number of credit hours attempted = 72      Average G.P.A. = 2.66

---

## Fire Science (N = 5)

Sex  
Male = 5  
Female = 0

Attendance Status	No.
Attended full-time only	0
Attended part-time only	0
Attended both full- and part-time	5

Average Age = 41

Type of Course	Average No. Cr.Hrs. Earned	Initial Enrollment Year	No.
Major program	25	1973	1
Group I requirements	2	1974	4
Group II requirements	4		
Group III requirements	10		
Group IV requirements	6		
Other courses	2		
All courses	49		

Average number of credit hours attempted = 56

Average G.P.A. = 2.95

## Industrial Engineering (N = 4)

Sex  
Male = 4  
Female = 0

Attendance Status	No.
Attended full-time only	0
Attended part-time only	0
Attended both full- and part-time	4

Average Age = 27

Type of Course	Average No. Cr.Hrs. Earned	Initial Enrollment Year	No.
Major program	47	1971	1
Group I requirements	5	1972	2
Group II requirements	2	1973	1
Group III requirements	3		
Group IV requirements	2		
Other courses	12		
All courses	71		

Average number of credit hours attempted = 75

Average G.P.A. = 3.50

## Industrial Supervision (N = 2)

Sex  
Male = 2  
Female = 0

Attendance Status	No.
Attended full-time only	0
Attended part-time only	1
Attended both full- and part-time	1

Average Age = 37

Type of Course	Average No. Cr.Hrs. Earned	Initial Enrollment Year	No.
Major program	25	1972	1
Group I requirements	5	1973	1
Group II requirements	7		
Group III requirements	2		
Group IV requirements	8		
Other courses	6		
All courses	53		

Average number of credit hours attempted = 51

Average G.P.A. = 3.48

## Law Enforcement (N = 9)

<u>Sex</u>	<u>Attendance Status</u>	<u>No.</u>
Male = 8	Attended full-time only	0
Female = 1	Attended part-time only	2
	Attended both full- and part-time	7

Average Age = 27

<u>Type of Course</u>	<u>Average No. Cr.Hrs. Earned</u>	<u>Initial Enrollment Year</u>	<u>No.</u>
Major program	20	1968	1
Group I requirements	5	1971	1
Group II requirements	10	1973	2
Group III requirements	7	1974	5
Group IV requirements	3		
Other courses	12		
All courses	57		

Average number of credit hours attempted = 71

Average G.P.A. = 2.68

## Leisure Services Careers (N = 1)

<u>Sex</u>	<u>Attendance Status</u>	<u>No.</u>
Male = 1	Attended full-time only	0
Female = 0	Attended part-time only	0
	Attended both full- and part-time	1

Average Age = 29

<u>Type of Course</u>	<u>Average No. Cr.Hrs. Earned</u>	<u>Initial Enrollment Year</u>	<u>No.</u>
Major program	18	1969	1
Group I requirements	0		
Group II requirements	6		
Group III requirements	9		
Group IV requirements	24		
Other courses	0		
All courses	57		

Average number of credit hours attempted = 84

Average G.P.A. = 2.68

## Liberal Arts--Non-Science, General (N = 37)

<u>Sex</u>	<u>Attendance Status</u>	<u>No.</u>
Male = 24	Attended full-time only	5
Female = 13	Attended part-time only	2
	Attended both full- and part-time	30

Average Age = 25

<u>Type of Course</u>	<u>Average No. Cr.Hrs. Earned</u>	<u>Initial Enrollment Year</u>	<u>No.</u>
Speech	2	1967	1
Group I requirements	6	1970	5
Group II requirements	18	1971	3
Group III requirements	12	1972	3
Group IV requirements	12	1973	5
Electives	12	1974	18
All courses	62	1975	2

Average number of credit hours attempted = 72

Average G.P.A. = 2.86

Liberal Arts--Pre-Business Administration (N = 30)

<u>Sex</u>	<u>Attendance Status</u>	<u>No.</u>
Male = 24	Attended full-time only	3
Female = 6	Attended part-time only	1
	Attended both full- and part-time	26

Average Age = 23

<u>Type of Course</u>	<u>Average No. Cr.Hrs. Earned</u>	<u>Initial Enrollment Year</u>	<u>No.</u>
Speech	2	1969	1
Group I requirements	6	1970	1
Group II requirements	15	1971	1
Group III requirements	13	1973	8
Group IV requirements	8	1974	17
Electives	17	1975	2
All courses	61		

Average number of credit hours attempted = 71      Average G.P.A. = 2.79

Liberal Arts--Pre-Education (N = 19)

<u>Sex</u>	<u>Attendance Status</u>	<u>No.</u>
Male = 1	Attended full-time only	4
Female = 18	Attended part-time only	0
	Attended both full- and part-time	15

Average Age = 22

<u>Type of Course</u>	<u>Average No. Cr.Hrs. Earned</u>	<u>Initial Enrollment Year</u>	<u>No.</u>
Speech	3	1969	1
Group I requirements	6	1970	1
Group II requirements	11	1971	2
Group III requirements	12	1973	2
Group IV requirements	13	1974	12
Electives	7	1975	1
All courses	52		

Average number of credit hours attempted = 71      Average G.P.A. = 2.72

Liberal Arts--Science (N = 47)

<u>Sex</u>	<u>Attendance Status</u>	<u>No.</u>
Male = 25	Attended full-time only	5
Female = 22	Attended part-time only	1
	Attended both full- and part-time	41

Average Age = 24

<u>Type of Course</u>	<u>Average No. Cr.Hrs. Earned</u>	<u>Initial Enrollment Year</u>	<u>No.</u>
Speech	1	1968	2
Group I requirements	5	1970	1
Group II requirements	12	1971	6
Group III requirements	26	1972	4
Group IV requirements	8	1973	10
Electives	5	1974	22
All courses	57	1975	2

Average number of credit hours attempted = 71      Average G.P.A. = 2.93

Liberal Arts--Science: Pre-Engineering (N = 4)

<u>Sex</u>	<u>Attendance Status</u>	<u>No.</u>
Male = 4	Attended full-time only	0
Female = 0	Attended part-time only	0
	Attended both full- and part-time	4

Average Age = 22

<u>Type of Course</u>	<u>Average No. Cr.Hrs. Earned</u>	<u>Initial Enrollment Year</u>	<u>No.</u>
Speech	2	1970	1
Group I requirements	5	1974	3
Group II requirements	8		
Group III requirements	26		
Group IV requirements	7		
Electives	22		
All courses	70		

Average number of credit hours attempted = 73      Average G.P.A. = 2.47

Liberal Arts--Undecided (N = 49)

<u>Sex</u>	<u>Attendance Status</u>	<u>No.</u>
Male = 28	Attended full-time only	5
Female = 21	Attended part-time only	5
	Attended both full- and part-time	39

Average Age = 27

<u>Type of Course</u>	<u>Average No. Cr.Hrs. Earned</u>	<u>Initial Enrollment Year</u>	<u>No.</u>
Speech	1	1968	1
Group I requirements	6	1969	1
Group II requirements	20	1971	8
Group III requirements	14	1972	4
Group IV requirements	11	1973	12
Electives	9	1974	22
All courses	61	1975	1

Average number of credit hours attempted = 72      Average G.P.A. = 2.90

Marketing Mid-Management (N = 6)

<u>Sex</u>	<u>Attendance Status</u>	<u>No.</u>
Male = 5	Attended full-time only	0
Female = 1	Attended part-time only	2
	Attended both full- and part-time	4

Average Age = 31

<u>Type of Course</u>	<u>Average No. Cr.Hrs. Earned</u>	<u>Initial Enrollment Year</u>	<u>No.</u>
Major program	25	1969	1
Group I requirements	6	1970	1
Group II requirements	8	1973	2
Group III requirements	6	1974	1
Group IV requirements	8	1975	1
Other	2		
All courses	49		

Average number of credit hours attempted = 73      Average G.P.A. = 3.30

## Medical Laboratory Technician (N = 2)

<u>Sex</u>		<u>Attendance Status</u>	<u>No.</u>
Male	= 0	Attended full-time only	0
Female	= 2	Attended part-time only	0
		Attended both full- and part-time	2

Average Age = 27

<u>Type of Course</u>	<u>Average No. Cr.Hrs. Earned</u>	<u>Initial Enrollment Year</u>	<u>No.</u>
Major program	33	1972	1
Group I requirements	5	1974	1
Group II requirements	6		
Group III requirements	18		
Group IV requirements	0		
Other	2		
All courses	64		

Average number of credit hours attempted = 68

Average G.P.A. = 2.23

## Non-Transfer--Undecided (N = 3)

<u>Sex</u>		<u>Attendance Status</u>	<u>No.</u>
Male	= 3	Attended full-time only	0
Female	= 0	Attended part-time only	0
		Attended both full- and part-time	3

Average Age = 24

<u>Type of Course</u>	<u>Average No. Cr.Hrs. Earned</u>	<u>Initial Enrollment Year</u>	<u>No.</u>
Speech	0	1971	1
Group I requirements	5	1973	2
Group II requirements	9		
Group III requirements	17		
Group IV requirements	10		
Electives	13		
All courses	54		

Average number of credit hours attempted = 63

Average G.P.A. = 2.78

## Nursing (N = 2)

<u>Sex</u>		<u>Attendance Status</u>	<u>No.</u>
Male	= 0	Attended full-time only	0
Female	= 2	Attended part-time only	1
		Attended both full- and part-time	1

Average Age = 31

<u>Type of Course</u>	<u>Average No. Cr.Hrs. Earned</u>	<u>Initial Enrollment Year</u>	<u>No.</u>
Major program	46	1970	1
Group I requirements	5	1972	1
Group II requirements	2		
Group III requirements	21		
Group IV requirements	2		
Other	0		
All courses	76		

Average number of credit hours attempted = 77

Average G.P.A. = 3.24

Power Machine Technology (N = 6)

<u>Sex</u>		<u>Attendance Status</u>	<u>No.</u>
Male = 6		Attended full-time only	1
Female = 0		Attended part-time only	0
		Attended both full- and part-time	5

Average Age = 24

<u>Type of Course</u>	<u>Average No. Cr.Hrs. Earned</u>	<u>Initial Enrollment Year</u>	<u>No.</u>
Major program	39	1971	1
Group I requirements	7	1972	1
Group II requirements	8	1973	4
Group III requirements	6		
Group IV requirements	4		
Other	2		
All courses	66		

Average number of credit hours attempted = 82                      Average G.P.A. = 2.40

Radiologic Technology (N = 2)

<u>Sex</u>		<u>Attendance Status</u>	<u>No.</u>
Male = 1		Attended full-time only	0
Female = 1		Attended part-time only	0
		Attended both full- and part-time	2

Average Age = 22

<u>Type of Course</u>	<u>Average No. Cr.Hrs. Earned</u>	<u>Initial Enrollment Year</u>	<u>No.</u>
Major program	32	1973	2
Group I requirements	8		
Group II requirements	5		
Group III requirements	14		
Group IV requirements	3		
Other	0		
All courses	49		

Average number of credit hours attempted = 78                      Average G.P.A. = 2.24

Respiratory Therapy (N = 4)

<u>Sex</u>		<u>Attendance Status</u>	<u>No.</u>
Male = 0		Attended full-time only	0
Female = 4		Attended part-time only	1
		Attended both full- and part-time	3

Average Age = 26

<u>Type of Course</u>	<u>Average No. Cr.Hrs. Earned</u>	<u>Initial Enrollment Year</u>	<u>No.</u>
Major program	35	1973	3
Group I requirements	2	1974	1
Group II requirements	7		
Group III requirements	8		
Group IV requirements	2		
Other	1		
All courses	55		

Average number of credit hours attempted = 64                      Average G.P.A. = 2.93

## Secretarial Science (N = 10)

<u>Sex</u>	<u>Attendance Status</u>	<u>No.</u>
Male = 0	Attended full-time only	1
Female = 10	Attended part-time only	0
	Attended both full- and part-time	9

Average Age = 23

<u>Type of Course</u>	<u>Average No. Cr.Hrs. Earned</u>	<u>Initial Enrollment Year</u>	<u>No.</u>
Major program	22	1970	1
Group I requirements	7	1971	1
Group II requirements	11	1972	3
Group III requirements	4	1973	2
Group IV requirements	4	1974	3
Other	12		
All courses	60		

Average number of credit hours attempted = 66      Average G.P.A. = 2.74

## Social Worker. (N = 3)

<u>Sex</u>	<u>Attendance Status</u>	<u>No.</u>
Male = 0	Attended full-time only	0
Female = 3	Attended part-time only	1
	Attended both full- and part-time	2

Average Age = 33

<u>Type of Course</u>	<u>Average No. Cr.Hrs. Earned</u>	<u>Initial Enrollment Year</u>	<u>No.</u>
Major program	25	1972	1
Group I requirements	4	1973	1
Group II requirements	15	1974	1
Group III requirements	3		
Group IV requirements	5		
Other	4		
All courses	56		

Average number of credit hours attempted = 60      Average G.P.A. = 3.53

## Therapeutic Recreation (N = 2)

<u>Sex</u>	<u>Attendance Status</u>	<u>No.</u>
Male = 0	Attended full-time only	1
Female = 2	Attended part-time only	0
	Attended both full- and part-time	1

Average Age = 35

<u>Type of Course</u>	<u>Average No. Cr.Hrs. Earned</u>	<u>Initial Enrollment Year</u>	<u>No.</u>
Major program	29	1974	2
Group I requirements	3		
Group II requirements	7		
Group III requirements	3		
Group IV requirements	2		
Other	11		
All courses	55		

Average number of credit hours attempted = 68      Average G.P.A. = 3.40



Transportation (N = 2)

<u>Sex</u>		<u>Attendance Status</u>	<u>No.</u>
Male	= 2	Attended full-time only	0
Female	= 0	Attended part-time only	1
		Attended both full- and part-time	1

Average Age = 36

<u>Type of Course</u>	(Average No. Cr.Hrs. Earned)	<u>Initial Enrollment Year</u>	<u>No.</u>
Major program	24	1973	1
Group I requirements	5	1974	1
Group II requirements	9		
Group III requirements	4		
Group IV requirements	8		
Other	6		
All courses	56		

Average number of credit hours attempted = 58

Average G.P.A. = 3.31

Results of the transcript analysis show that the initial enrollment period dates back to 1967 for some individuals but generally the initial enrollment period was current, i.e., 1974:

<u>Initial Enrollment Year</u>	<u>Number</u>	<u>Percent</u>
1967	1	0%
1968	6	2
1969	6	2
1970	12	4
1971	27	10
1972	27	10
1973	69	24
1974	120	43
1975	13	5
TOTAL	281	100%

The pattern of student load indicates that 81% of the students enrolled both full- and part-time during their tenure at MVCC, while 10% were enrolled only full-time and 9% were enrolled only on a part-time basis. More often than not, the enrollment periods were continuous.

Most students completed approximately half of the courses required for their major program. On the average, students attempted 10 credit hours more than they earned.

Classes in which 45 or more credit hours earned students were enrolled were analyzed to determine whether or not the students were successful. Classes where at least 10 nonpersisters did not earn credit is presented in Table 12.

Table 12

## Classes in Which at Least 10 Nonpersisters Did Not Earn Credit

Course	Title	No. Enrolled
MTH 114	Intermediate Algebra	55
BUS 142	Introduction to Accounting	45
PSY 101	Introduction to Psychology	31
COM 102	Composition II	29
MTH 110	Fundamentals of Mathematics	27
COM 101	Composition I	26
COM 103	Speech Fundamentals	24
PSC 101	Political Science	24
HUM 130	Introduction to Philosophy	23
HUM 101	Introduction to Humanities I	22
MTH 150	Analytic Geometry and Calculus I	22
HIS 201	American History I	20
MTH 118	Elementary Statistics	20
MTH 140	Elementary Functions	20
BUS 120	Business Mathematics	18
CHM 131	Chemistry (University-Oriented) I	18
ECO 101	Principles of Macro-Economics	18
HUM 102	Introduction to Humanities II	17
DPR 101	Introduction to Data Processing	16
BUS 136	Business Law	15
LIT 213	American Literature I	13
PSY 105	Human Growth and Development	13
HIS 202	American History II	12
PSC 102	World Politics	12
MTH 138	Probability and Statistics	11
COM 112	Technical Communications II	10
GEO 102	World Regional Geography	10
MTH 117	Elementary Probability	10
MUS 101	Music Theory	10
SSC 102	Social Science II	10

By discipline, the number of 45 or more credit hours earned nonpersisters who were not successful were:

ART 17	HUS 3
BIO 34	LET 1
BUS 168	LIT 30
CCA 4	MTH 223
CHM 39	MUS 13
COM 109	NAT 13
DAT 9	NUR 2
DPR 38	PER 60
ECO 23	PHS 2
EEP 7	PHY 9
LET 21	PMT 7
FIS 6	POS 13
FRE 3	PSC 36
GEO 14	PSY 58
GER 5	SOC 21
HIS 46	SSC 15
HSC 19	SUP 1
HUM 70	

## IX. Summary of Results

### Reasons for Not Returning

- Forty-five or more credit hours earned nonpersisters gave "Achieved personal or educational goal," "Transferred to another college," "Present job responsibilities too great," "Family responsibilities interfere with studies," "Classes not offered at a time convenient for my personal schedule," "Desired courses not offered" and "Found employment" as important reasons for withdrawing from MVCC.
- Full-time and part-time nonpersister reasons for withdrawal from MVCC were the same with the exception of "Found employment" and "Desired courses not offered" which were additional reasons for withdrawal as cited by part-time students.
- Occupational and transfer nonpersister reasons for withdrawing from MVCC were identical with the exception of "Present job responsibilities too great" and "Found employment" which were additional reasons for withdrawal from MVCC as cited by occupational students.
- Students 25 years of age or older tended to rate "Family responsibilities interfere with studies," "Classes not offered at a time convenient for my personal schedule," "Health or other personal reasons" and "Inadequate study techniques or habits" as important reasons for withdrawal from MVCC in 1976.
- Female students tended to rank "Achieved personal or educational goal" as an important reason for withdrawal from MVCC.

6. Students who graduated from local parochial schools tended to list "Desired courses not offered" as an important reason for withdrawal from MVCC.
7. Students with ACT composite scores in the range 21-36 tended to list "Transferred to another college or university" as an important reason for withdrawal from MVCC. This reason was also cited by students enrolled in transfer programs.
8. Students with ACT composite scores on the range 1-20 tended to list "Found employment" as an important reason for withdrawing from MVCC. This reason was also cited by students enrolled in occupational programs.

B. Educational Goals

1. "Completion of an MVCC certificate or associate degree program" was cited as the primary educational goal of 59% of the full-time students and 50% of the part-time students.
2. The primary educational goal of occupational students was "To complete an MVCC certificate or associate degree program." The primary educational goal of transfer students was "To complete deficiencies in order to transfer to a senior college" or "To complete an MVCC certificate or associate degree program."
3. Sixty-nine percent of the students who did not return to MVCC attained their educational goal.
4. Seventy-three percent of the transfer students and 56% of the occupational students accomplished their goals.
5. More than eight of every ten students whose goal was "To complete deficiencies in order to transfer to a senior college" accomplished their goal.
6. Half of the students whose educational goal was "To learn a new skill" completed their objective.
7. One of every four students whose educational goal was "To improve and upgrade my skills" accomplished their goal.

C. Withdrawal from Classes

1. A majority of 45 or more credit hours earned nonpersisters reported dropping from their MVCC classes after the end of the semester.

D. Number of Hours Employed While Attending MVCC

1. More than six of every ten nonpersisters who earned at least 45 credit hours were employed while attending MVCC.

2. Twenty-seven percent of the 45 or more credit hours earned nonpersisters were working 40 or more hours a week while attending MVCC.
3. Two of every five nonpersisters were working a minimum of 30 hours a week while attending MVCC.

E. Financial Aid

1. Almost three of every ten nonpersisters were receiving financial aid.
2. Students receiving financial aid tended to list "Family responsibilities interfere with studies" as an important reason for withdrawal from MVCC.

F. Program Changes

1. Almost three of every ten students changed their program of study at least once.
2. Thirteen percent of the students stated that they never declared a program of study.

G. Present Educational Activity

1. More than half of the 45 or more credit hours earned nonpersisters are now attending another college or university.
2. Thirty-six percent of the nonpersisters are not currently enrolled in an educational institution.
3. Occupational nonpersisters tend not to enroll for further education or training.

H. Present Employment Status

1. Sixty-four percent of the nonpersisters are presently employed.
2. More than half of the occupational nonpersisters are working in a field related to their MVCC training.

I. Future Educational Plans

1. Twenty-one percent of the occupational nonpersisters and 13% of the transfer nonpersisters plan to complete an MVCC associate degree program.
2. More than one of every ten nonpersisters plan to take courses to improve their job skills.
3. More than one of every ten nonpersisters plan to take courses for their personal enrichment.

J. Evaluation of MVCC Aspects

1. MVCC's overall rating was Good in 1976.
2. Full-time occupational nonpersisters rated "Faculty Quality," "Faculty-Staff Availability" and "Veteran Services" as Good-Excellent. "Bookstore Services" and "College Food Services" were rated Fair.
3. Part-time occupational nonpersisters rated "Variety of Course Offerings," "Course Content," "Library Services," "Study Skills Center" and "Veteran Services" as Good-Excellent. "Clubs and Organizations" was rated Poor-Fair.
4. Full-time transfer nonpersisters rated "Veteran Services" Good-Excellent. "Career Exploration by Counselors," "Career Conferences," "Preventive Health Information Seminars," "Bookstore Services" and "College Food Services" were rated Fair.
5. Part-time transfer nonpersisters rated "Library Services" and "Veteran Services" Good-Excellent. "Clubs and Organizations," "Career Conferences," "Bookstore Services" and "College Food Services" were rated Fair.

K. Educational Program Outcomes

1. In general, the greatest asset for nonpersisters was increased understanding of skills required for their jobs.
2. MVCC contributed least to promotion or salary increases.

L. Transcript Analysis

1. Initial enrollment periods for 45 or more credit hours earned nonpersisters were two or three years before their withdrawal from MVCC.
2. More than eight of every ten students enrolled both full- and part-time during their tenure at MVCC.
3. More often than not, the enrollment periods were continuous.
4. Most students completed approximately half of the courses required for their major program.
5. On the average, students attempted 10 credit hours more than they earned.
6. At least 10 nonpersisting students did not earn credit in 30 courses.
7. Math courses enrolled 223 nonpersisting students who did not earn credit, followed by 168 students in business courses, 109 students in communication courses and 70 students in humanities courses.

## X. Additional Comments

The following selection of unedited comments were made by spring 1976 through fall 1976 nonpersisters who earned at least 45 credit hours. These statements were chosen to demonstrate the range of comments.

- *I transferred to Northern and found that I had been misdirected in my educational planning. It seems like MVCC stresses getting general education out of way before entering a university. This is generally what I did and found myself far behind other students who had attended since freshmen. They are much more advanced than I. Had I had more courses in my major I could have decided earlier if this is really what I wanted to do. I am now a junior with limited funds and it would be impractical to change my major. Also MVCC should be more up-to-date on university requirements. Although the universities accept the package deal, there are still requirements that students have to fulfill but the transfer student is unaware of.*
- *I left MVCC the summer of 1973. I transferred to a senior college where I received my B.S. degree. Graduated in 1975. I will begin a Cytotechnology Program in Michael Reese Hospital this January. I feel MVCC is a good school, it prepared me well for my senior college. I attended MVCC recently one semester and found the teachers to be late too many times.*
- *I very much appreciated the training I received in the Child Care Program at MVCC. The quality of education was excellent and the teaching staff was superb.*
- *Library services need longer hours on Saturday and Sunday.*
- *There is one category you forgot. How does one know what salary to ask when fully trained? I got no help from anyone out there concerning this.*
- *Regarding: Poor-Financial Aid Services--I felt not enough information was given when I started. Poor-Job Placement Services--Job Guide Books not up to date. Poor-Scheduling of Classes--Had to take many evening classes for career program. Fair-Variety of Course Offerings--Getting better, but slowly. Good and Bad-Faculty Quality. Hard to find-Faculty-Staff Availability. Good-Learning Laboratory, Library Services and Study Skills Center--Was not aware of all the services available when I started. It would of helped. Poor-Bookstore Services--Too crowded, only certain amount of books taken back, so I'm stuck with books. Fair-Safety and Security Services--No way of getting in touch with in evenings.*
- *Your counselors are not the most informed people. After repeatedly trying to find help in planning my classes, I found one that was "pretty" sure of the exact classes I needed for an Associate's degree. He/she was wrong, I have no degree. I hope these answers will help you in future planning.*

- Attending MVCC was a good learning experience for me, overall. One aspect I did find disturbing was the lack of concern and involvement of the part-time faculty members. I had classes with several part-time teachers and each time that particular class proved to be dissatisfactory. However, the main reason I quit attending was personal. I must say that I felt a closeness with my classmates and teachers because of the small size of MVCC that I probably would not have experienced in a larger institution.
- I am highly satisfied with MVCC and especially the faculty. I did poorly in high school but was really turned on to learning and studies by MVCC faculty.
- MVCC should give a battery of tests to pinpoint type of career prospective for newly enrolled students or require new students to have an in-depth interview with a counselor or advisor.
- Too many same type classes offered the same semester and not offered again the following semester. This makes it difficult to make a good workable schedule.
- MVCC has improved a great deal since my initial enrollment. I recommend it highly and feel that it is one of the best community colleges in the area.
- I am tremendously thankful for the wonderful teachers--all of them. They made learning a job! I'm in my 40's and MVCC has helped so in my still "growing up" process. Both my husband and I attended MVCC. We both loved MVCC. Our son went there--he is now studying in Austria. Our daughter is still a student there and I will probably come back for more courses!
- I enjoyed MVCC the 2 years I was there. I'm now at ISU and I'm very happy. I went to MVCC first, it helped a lot.

MKB/st



MORAIN VALLEY COMMUNITY COLLEGE  
Former Student Study  
1976

**Instructions:** For each item, circle the letter which best gives your answer.

**A. YOUR MVCC ACTIVITY**

1. Which one of the following was your primary educational goal when you enrolled at MVCC?
  - a. To complete deficiencies in order to transfer to a senior college
  - b. To prepare for the GED equivalency exam
  - c. To complete a MVCC certificate or associate degree program
  - d. To improve or upgrade my skills
  - e. To learn a new skill
  - f. For personal enrichment
  - g. Other (Please specify): \_\_\_\_\_
2. Did you accomplish the goal you indicated in "1"?
  - a. Yes
  - b. No
3. When did you stop attending classes?
  - a. Before mid-term
  - b. Mid-term week
  - c. After mid-term and before end of semester
  - d. After end of semester
4. If you were employed while attending MVCC, about how many hours a week did you usually work? (Leave blank if not employed.)
  - a. Less than 10 hours
  - b. 10-19 hours
  - c. 20-29 hours
  - d. 30-39 hours
  - e. 40 hours or more
5. Which of the following types of financial aid were you receiving?
  - a. None
  - b. Scholarship
  - c. Loan
  - d. Work/Study
  - e. GI Bill
  - f. Other (Please specify): \_\_\_\_\_
6. How many different times did you change your program of study while enrolled? (Please circle one.)
  - a. Never declared a program of study
  - b. Never changed program of study
  - c. One time
  - d. Two or more times

**B. YOUR PRESENT ACTIVITIES AND FUTURE PLANS**

7. What is your present educational activity?
  - a. Not presently attending school
  - b. Attending MVCC adult education classes, workshops or seminars
  - c. Attending another college or university
  - d. Attending an art, business, technical or trade school
  - e. Other (Please specify): \_\_\_\_\_

**8. What is your present employment status?**

- a. I am working in the field which I studied at MVCC
- b. I am working in a field related to my MVCC studies
- c. I am working in a field which is not related to my MVCC studies
- d. I am unemployed and not seeking employment
- e. I am unemployed but am seeking employment (MVCC Job Placement Office may be able to help you)

**9. What are your future educational plans?**

- a. To take courses for my personal enjoyment or satisfaction
- b. To take courses, as needed, to improve my job skills
- c. To complete a MVCC certificate or associate degree program
- d. To complete at least a bachelor's degree
- e. Do not plan to return to school

**C. REASONS FOR NOT RETURNING**

Listed below are several reasons for not re-enrolling at MVCC. Indicate the importance of each reason for your not re-enrolling at MVCC this semester. Use this key:

- a = The One Best Reason
- b = A Very Important Reason
- c = An Important Reason
- d = An Unimportant Reason

- |   |   |   |   |   |
|---|---|---|---|---|
| a | b | c | d | 10. Achieved personal or educational goal                             |
| a | b | c | d | 11. Found study too difficult   |
| a | b | c | d | 12. Change in career goal   |
| a | b | c | d | 13. Transferred to another college                                    |
| a | b | c | d | 14. Present job responsibilities too great                            |
| a | b | c | d | 15. Applied but could not obtain financial aid                        |
| a | b | c | d | 16. Lack of transportation  |
| a | b | c | d | 17. Family responsibilities interfere with studies                    |
| a | b | c | d | 18. No clearly defined educational goal                               |
| a | b | c | d | 19. Classes not offered at a time convenient for my personal schedule |
| a | b | c | d | 20. Desired courses not offered                                       |
| a | b | c | d | 21. Dissatisfaction with chosen program                               |
| a | b | c | d | 22. Poor college social life  |
| a | b | c | d | 23. Health or other personal reasons                                  |
| a | b | c | d | 24. Moved out of MVCC district  |
| a | b | c | d | 25. Found employment  |
| a | b | c | d | 26. Course work not challenging                                       |
| a | b | c | d | 27. Inadequate study techniques or habits                             |

(Over, please)

D. EVALUATION OF MVCC

Listed below are a number of aspects of your MVCC educational experience. Evaluate each aspect by circling the appropriate letter before the item number. Use this key:

- a = Excellent
- b = Good
- c = Fair
- d = Poor
- e = Not Applicable

- a b c d e 28. Educational planning by crossroads staff
- a b c d e 29. Personal counseling by counselors
- a b c d e 30. Career exploration by counselors
- a b c d e 31. Clubs and organizations
- a b c d e 32. Recreational activities
- a b c d e 33. Special cultural events
- a b c d e 34. Orientation program
- a b c d e 35. Financial Aid services
- a b c d e 36. Job Placement services
- a b c d e 37. Career conferences
- a b c d e 38. Registration process
- a b c d e 39. Scheduling of classes
- a b c d e 40. Variety of course offerings
- a b c d e 41. Course content
- a b c d e 42. Faculty quality
- a b c d e 43. Faculty-staff availability
- a b c d e 44. Learning laboratory
- a b c d e 45. Library services
- a b c d e 46. Study Skills Center
- a b c d e 47. Counselor availability
- a b c d e 48. Occupational information in the crossroads
- a b c d e 49. Veteran services
- a b c d e 50. Preventive Health Information Seminars
- a b c d e 51. Business/Accounting Office services
- a b c d e 52. Bookstore services
- a b c d e 53. College food services
- a b c d e 54. Safety and Security services

E. EDUCATIONAL PROGRAM OUTCOMES

Evaluate each of the following statements using this key:

- a = Yes
- b = No
- c = Not Applicable

As a result of my MVCC training program

- a b c 55. I increased my understanding of skills required for my job
- a b c 56. I increased my ability to perform skills required for my job
- a b c 57. I got a program related job
- a b c 58. I got a promotion
- a b c 59. I got a salary increase in the job held during my training

THANK YOU FOR YOUR COOPERATION.  
PLEASE FEEL FREE TO MAKE ANY ADDITIONAL COMMENTS.

UNIVERSITY OF CALIF.  
LOS ANGELES

JUL 28 1978

CLEARINGHOUSE FOR  
JUNIOR COLLEGES