



Junior High School

CAREER RELATED LANGUAGE ARTS

**LIBRARY CAREERS**

# Parts of the Book Part II



Junior High School

CAREER RELATED LANGUAGE ARTS

**LIBRARY CAREERS**

# Parts of the Book Part II



**DADE COUNTY SCHOOL BOARD**

**Dr. Ben Sheppard, Chairman**  
**Mrs. Ethel Beckham, Vice Chairman**  
**Mr. G. Holmes Braddock**  
**Mrs. Phyllis Miller**  
**Mr. Robert Renick**  
**Mr. William H. Turner**  
**Dr. Linton Tyler**

**Dr. E. L. Whigham, Superintendent of Schools**

**© THE SCHOOL BOARD OF DADE COUNTY, FLORIDA 1974**  
**ALL RIGHTS RESERVED**

## LAP 8 - LIBRARY SKILLS

# ACKNOWLEDGMENTS

For permission to use copyrighted material, grateful acknowledgment is made to:

Dodd, Mead and Company:  
for the preface, appendix,  
acknowledgments, and glossary  
from Hurricanes: Weather At  
Its Worst by Thomas Helm.  
Copyright 1967 by Dodd, Mead,  
and Company. Reprinted by  
permission of the publisher.

Dodd, Mead and Company: for  
the foreword, list of photo-  
graphs, and bibliography from  
1001 Questions Answered about  
the Oceans and Oceanography, by  
Robert W. Taber and Harold W.  
Dubach. Copyright 1972 by Dodd,  
Mead and Company. Reprinted by  
permission of the publisher.


Herald Press: for the introduc-  
tion from Debby by Deborah Zook.  
Copyright 1974 by Herald Press.  
Reprinted by permission of the  
publisher.

Holiday House: for the suggested  
reading (bibliography) and the  
first page of the index from Light  
and Electricity in the Atmosphere,  
by Hal Hellman

Copyright 1967 and 1968 by Holiday  
House. Reprinted by permission of  
the publisher.



Houghton Mifflin Company;  
for the contents, first page  
of the body, and Table of  
Dates (appendix) from The  
Shaping of England by Isaac  
Asimov. Copyright 1969 by  
Houghton Mifflin Company.  
Reprinted by permission of  
the publisher.



# LAP 8 - LIBRARY SKILLS

COMMUNICATIONS: LIBRARY A & B

## THE PARTS OF THE BOOK PART II

### STUDENT OBJECTIVES:

You will:



1. be able to list 10 format parts of the book.
2. be able to demonstrate knowledge of the function of each part of the book.
3. be able to make a book with the 10 format parts of the book explained in this LAP.



LAP 8 - LIBRARY SKILLS  
COMMUNICATIONS: LIBRARY A & B  
THE PARTS OF THE BOOK PART II

IT'S DR. M. I. WISE AGAIN,  
READY TO EXAMINE THE FORMAT  
OF THE BOOK, THE ESSENTIAL  
PARTS ARE:

1. Introduction, Preface, or Foreword
2. Table of Contents
3. Body or Text
4. Appendix or Appendices
5. List of Illustrations
6. Acknowledgments
7. Glossary
8. Bibliography
9. Index or Indexes
10. Back End Papers



The first ten parts of the book were studied in "Parts of the Book - I".

## LAP 8 - LIBRARY SKILLS

### COMMUNICATIONS - LIBRARY A & B

#### THE PARTS OF THE BOOK PART II



#### 1. The Introduction, Preface, or Foreword:

These words all mean the same thing. In other words they are synonyms. "Foreword" means literally "a work that comes before". The "Pre" in "preface" means "coming before". "Pre" is a prefix used in such words as "preparation"; "pre-requisite", and "prelude", all words meaning "to come before". You should therefore realize that introduction, preface, and foreword all come before the main text or body of the book.

Sometimes there will be a preface and an introduction. The author usually writes one and someone else writes the other.

The purpose of the preface, foreword, and introduction is to prepare you to read the book. The author may be explaining why he wrote the book. Perhaps the author feels that the reader needs some background information which will help him understand the book better.

The preface, etc, is an important part of the book and should be read for a clearer understanding of the author's thinking, his goals, and his intentions for the book.

Here are some samples of actual prefaces, forewords, and introductions. The first example is taken from the book 1001 Questions Answered About Oceans and Oceanography by Robert W. Taber and Harold W. Bubach.





# LAP 8 - LIBRARY SKILLS

## COMMUNICATIONS: LIBRARY A & B

### THE PARTS OF THE BOOK PART II

#### FOREWORD

Questions are the basic tools of learning. This is true for the small child with his endless queries, for student and teacher in the classroom, and for the scientist whose lifelong quest for truth and understanding is guided by the questions that he poses to himself.

Asking questions is easy, but it is not so simple to ask good questions. What is a good question? It is one that has been carefully thought out and worded in such a way that, when answered, it stimulates further questions and answers. When poorly worded a question may evoke an inappropriate reply and hence mislead its asker. Learning is a two-way process. The best questions are those that encourage this exchange so that both questioner and respondent gain in wisdom and perception.

In matters concerning the ocean—and in fact all aspects of nature—it is helpful to identify several different categories of knowledge. As a mnemonic device these can be called *what*, *where*, *when*, *who*, and *why*. *What* refers to all properties and features. *Where* includes all the topics that deal with the location or distribution of features and properties with reference to the earth's coordinate system. The *when* category relates an event to the scale of time or emphasizes the importance of the manner in which features and properties (and their distributions) change with time. *Who* concerns the roles of individuals, ships, institutions, and their relation to their environments.

To answer questions that involve *what*, *where*, *when*, and *who*, the information needed is descriptive, that is, the kind of knowledge

ix



WHAT



WHERE



WHEN?



WHO?

9.

## LAP 8 - LIBRARY SKILLS

COMMUNICATIONS: LIBRARY A & B

### THE PARTS OF THE BOOK PART II

The example give below is taken from the book Hurricanes: Weather At Its Worst; by Thomas Helm.

#### **PREFACE**

Historians can only guess at the time mankind first began to roam over the Western Hemisphere. Maybe it was in the same age when short and beetle-browed Neanderthal man was wandering the slopes of Europe. Maybe it was, a few million years earlier, or much, much later. For that matter, maybe Adam and Eve found their Eden somewhere on the northern coast of the Gulf of Mexico, thus setting mankind in motion.

There can be no doubt that early man of Europe had his problems with the ice ages, but it is also sure that the first humans in the Western Hemisphere found one set of weather conditions unlike anything his European counterpart had ever encountered. It was to come in the form of a furious wind that swelled up out of the sea and laid waste to all land it touched. Millions of years have come and gone and races have flourished and vanished, but with the changing times one type of violent weather is still with us today much as primitive man must have known it. We call it the hurricane.

Perhaps he trekked up from China, into Siberia, across to

ix

I'm not A  
HURRICANE  
I'm DR. WISE  
TRYING To show  
You This  
PREFACE



## LAP 8 - LIBRARY SKILLS

COMMUNICATIONS: LIBRARY A & B

### THE PARTS OF THE BOOK PART II

The next example is taken from Debby, by Deborah Zook.

Debby  
who?

#### INTRODUCTION

In this book, Debby Zook, a courageous blind girl, reveals her personal experiences which show the physical and psychological barriers encountered in her bid to achieve independence and to retain her individuality. Her book is both entertaining and enlightening. Happily, Debby came, "saw," and conquered the hearts of everyone in Hazard, Kentucky.

Who could blame the people at Hazard Area Vocational-Technical School if they were a bit skeptical at first when Debby Zook arrived to teach the blind? After all, the location and layout of the Vocational School had not been designed to accommodate a blind instructor. Taxi service was the only transportation available to get her to and from school. How would she ever find her way around the school grounds? How could this blind girl find her way around town without someone to lead her?

Hazard was definitely not ready for the educational experi-



## LAP 8 - LIBRARY SKILLS.


COMMUNICATIONS: LIBRARY A & B

### THE PARTS OF THE BOOK PART II-


#### 2. The Table of Contents:

The table of contents also comes before the text or body. It lists the chapters or sections and gives the pages on which they start. The table of contents is helpful but is not as important to the book as the index. Remember that the table of contents comes at the beginning of a book and the index (usually) comes at the end. Here is an example of a table of contents taken from The Shaping of England, by Isaac Asimov. Notice how the author has divided the book first into sections and then into chapters.

I'm SORRY but The Table of contents comes BEFORE YOU!



### CONTENTS



#### 1 BEFORE THE ROMANS

THE BRITISH ISLES	1
THE 'BEAKER' FOLK	4
THE COMING OF THE CELTS	8
JULIUS CAESAR	13

#### 2 ROMAN BRITAIN

THE ROMAN CONQUEST	18
THE NORTHERN LIMIT	22
THE INNER LIMIT	27
THE ROMANS LEAVE	32

#### 3. THE COMING OF THE SAXONS

THE CELTIC RETREAT	34
--------------------	----

## LAP 8 - LIBRARY SKILLS

COMMUNICATIONS: LIBRARY A & B

### THE PARTS OF THE BOOK PART II

#### 3. The Body or The Text:

The body, sometimes called the text, is the main portion of the book; the part we read for pleasure and entertainment, or for information and research. The text or body is the main portion of the book, excluding all other parts of the book.

In some books the body starts on page one while all the preceding parts are paged with Roman numerals. Such a book is The Shaping of England by Isaac Asimov. Here is the first page of the body of that book:



#### BEFORE THE ROMANS

##### THE BRITISH ISLES

In the year 1900, the island kingdom of Great Britain was the strongest power on earth. Regions on every continent, making up one quarter of the earth's land surface and of its population, were subject to Queen Victoria of Great Britain. Its navy could defeat any enemy or combination of enemies. Its language was spread over the world and was spoken more widely than any other language in existence.

When, in the decades following 1900, Great Britain's power declined and it was no longer the leading nation of the planet, its place was taken by the United States of America, a land which had originally been colonized by Great Britain, which spoke the language of Great Britain and which lived under a system of law and government inherited from that of Great Britain.

The body  
looks  
healthy!



## LAP 8 - LIBRARY SKILLS

### COMMUNICATIONS: LIBRARY A & B


#### THE PARTS OF THE BOOK PART II



#### 4. The Appendix or Appendices:

An appendix is not only something found inside is also a part of the book and it is always found immediately after the body. Sometimes it is called an appendix and sometimes it is not called an appendix. But even if it is called something else it is still an appendix!

An appendix is information that the author wishes you to have but he cannot fit it into the body or text. Sometimes it consists of charts and graphs. Sometimes it is just something (such as the Declaration of Independence in a U.S. history book) that is not the work of the author and does not seem to fit properly into the text or body. The first appendix we will show you is taken from Hurricanes: Weather at Its Worst by Thomas Helm. This appendix is called an appendix.




EAP 8 - LIBRARY SKILLS

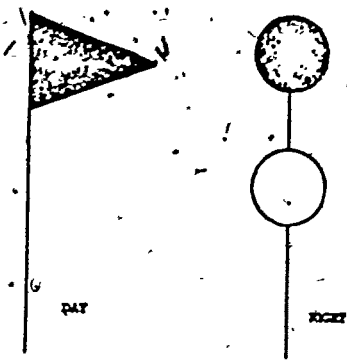
COMMUNICATIONS: LIBRARY A & B

THE PARTS OF THE BOOK PART II

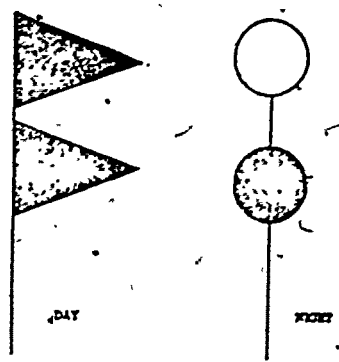
Here comes a storm




APPENDIX: STORM WARNINGS



SMALL CRAFT WARNING. One RED pennant displayed by day and a RED light over a WHITE light at night to indicate wind and seas, or sea conditions alone, considered dangerous to small craft operations are forecast. Winds may range as high as 38 miles an hour. (33 knots.)



GALE WARNING. Two RED pennants displayed by day and a WHITE light above a RED light at night to indicate winds within the range of 39 to 54 miles an hour (34 to 47 knots) are forecast for the area.



## LAP 8.- LIBRARY SKILLS

### COMMUNICATIONS: LIBRARY A & B

#### THE PART OF THE BOOK PART II

The next example comes right after the body and is called "A table of dates". It is from Isaac Asimov's book The Shaping of England.

#### A TABLE OF DATES



B.C.		A.D.	
10,000	British Isles emerge from Ice Age	84	Agricola defeats Caledonians at Mount Graupius; is recalled
6000	British Isles cut off from Continent by rising sea level	122	Hadrian's Wall built
2000	Beaker Folk invade British Isles	142	Antonine's Wall built
1750	Stonehenge built	209	Septimius Severus campaigns against Caledonians
1500	Phoenicians trade at the Tin Islands	211	Septimius Severus dies in York
1000	Celts invade Great Britain	297	Constantius Chlorus in Britain
300	Celts in control of all Great Britain; invade Ireland; Pytheas of Massalia explores northern seas	306	Constantius Chlorus dies in York
55	Julius Caesar's first campaign in Britain	314	Britonic bishops attend church conference in Arles
54	Julius Caesar's second campaign in Britain	387	Theodosius stabilizes Roman Britain for the last time
		407	Roman legions leave Britain
A.D.		429	Germanus preaches Christianity in Ireland
43	Aulus Plautius begins Roman conquest of Britain	432	Patrick preaches Christianity in Ireland
51	Caractacus captured	450	Vortigern appeals for help to Jutes
60	Boudicca's revolt	458	Jutes land in Kent
77	Gnaeus Julius Agricola consolidates Roman conquest of Britain	461	Death of Patrick


They forgot  
To write  
my ancestors  
Birth date...WHAT  
Kind of Table is This?





LAP 8 - LIBRARY SKILLS  
COMMUNICATIONS: LIBRARY A & B  
THE PARTS OF THE BOOK PART II

When is an appendix  
not an appendix? Answer  
-when it's a liver!



5. List of Illustrations:

Some books today have lists of illustrations. Just as an appendix is not always called an appendix, so the list of illustrations may just be called "Photographs" or "Illustrations".

In the past pictures were very expensive and difficult to put into a book. If a book had pictures it was especially excellent and precious. So the illustrations were listed with pride by the publishers. Nowadays pictures have become much cheaper and easier to put in so many books do not have "Lists of Illustrations".

But some books still list illustrations especially if the illustrator is famous or if the pictures were especially difficult or expensive to obtain. Some books have all the pictures in one section somewhere in the middle of the text. The publishers feel that an explanation of the pictures is necessary so they list the illustrations. Here is an example taken from 1001 Questions Answered About Oceans and Oceanography by Robert W. Taber and Harold W. Bubach.



# LAP 8 - LIBRARY SKILLS

## COMMUNICATIONS: LIBRARY A & B

### THE PARTS OF THE BOOK PART II

#### PHOTOGRAPHS

(Following page 80)

Research Vessel *Atlantis*

Aerial view of Woods Hole Oceanographic Institution

Aerial view of Scripps Institution of Oceanography

Underwater television camera receives final check

FLIP (Floating Instrument Platform)

Nansen bottle with reversing thermometers

The STD measures salinity, temperature, and depth

Lowering a chain dredge

Scientist examining manganese nodules

Marine geologist prepares corer for lowering

Coast Guard vessel encounters surf

Hurricane waves smash seawall

Icebreaker rides up on ice

Measuring water temperature in Arctic

Research Vessel *Hero*

Iceberg dwarfs Ice Patrol ship

xiii

HURRY! Take  
his picture  
BEFORE HE  
LEAVES HIS  
SHELL



## LAP 8 - LIBRARY SKILLS.

COMMUNICATIONS: LIBRARY A & B

### THE PARTS OF THE BOOK PART II

Do I get  
a thank-  
you?



#### 6. Acknowledgments:

Acknowledgments are thank-yous to the people who have helped the author prepare his book. If you acknowledge something you admit or recognize your debt to someone. Thus the author acknowledges his debt to the people and organizations without whose assistance he could not have written the book.

The author of this LAP book acknowledged her thanks and appreciation to the publishers who granted her permission to photocopy parts of the books they published. (Note the acknowledgments at the beginning of this LAP).

Acknowledgments may come at the beginning or the end of the book just as illustrations pages may come at the beginning or the end. Here is another example of the acknowledgments page taken from Hurricanes: Weather At Its Worst by Thomas Helm.

HURRICANES MAKE ME  
NERVOUS! BETTER  
PUT THIS BOOK DOWN  
FOR A LITTLE  
WHILE!



HEY YOU!  
DON'T BE  
CRAZY, I'M  
HELPING YOU!

# AP 8 - LIBRARY SKILLS

COMMUNICATIONS: LIBRARY A & B

## THE PARTS OF THE BOOK PART II

I hope They  
won't forget  
To THANK ME  
Too!



### ACKNOWLEDGMENTS

In writing a book such as this the author becomes indebted to many people. In this brief page I would like to express formal gratitude to the following people who have extended a helping hand. No effort will be made to put the names in alphabetical order, nor in order of the importance of the assistance rendered. It is simply a list of names of people who helped in one way or another at one time or another during the writing of this book about hurricanes.

Thanks go to Paul L. Moore, Supervising Forecaster at the National Hurricane Center in Miami for taking time out of a busy schedule to show me through the complex of offices and machines that process the data to keep half of the world informed on the progress of serious tropical storms. The same hospitality was extended by Commander J. W. Kidd and Lieutenant C. G. Steinbruck at the Fleet Weather Facility at the Jacksonville Naval Air Station as well as members of the Navy's Hurricane Hunter Squadron at the same base.

At the National Hurricane Research Laboratory at Coral

vii

WAIT A MOMENT  
I FORGOT To  
ACKNOWLEDGE all  
my WISE friends.



NO TROUBLE  
YOU CAN  
WRITE IT  
AT THE  
END Too!

## LAP 8 - LIBRARY SKILLS

COMMUNICATIONS: LIBRARY A & B

### THE PARTS OF THE BOOK PART II

#### 7. Glossary:

That's the weather to you!



#### Glossary of METEOROLOGICAL TERMS

- hot \_\_\_\_\_
- warm \_\_\_\_\_
- cloudy \_\_\_\_\_
- air \_\_\_\_\_
- breazy \_\_\_\_\_
- cool \_\_\_\_\_



The glossary is usually found in science books or books in which special words or terms are used which are basically unfamiliar to the reading public. A glossary is a small dictionary of the words used in the book. The words are arranged alphabetically as in a dictionary and the definitions given as in a dictionary. Here is an example taken from Hurricanes: Weather At Its Worst by Thomas Helm.

### **GLOSSARY OF METEOROLOGICAL TERMS**

- Advisory:** Information concerning tropical storms and hurricanes. Advisories give warning information along with details of where the storm is located, how intense it is, where it is moving and what precautions should be taken.
- Air mass:** A large body of air with approximately horizontal homogeneity; i.e., its physical properties, level for level, are about the same over a wide area; sometimes an air mass may cover more than one million square miles.
- Anemometer:** An instrument for measuring the speed of wind.
- Barograph:** A barometer that makes a continuous record of atmospheric pressure and pressure changes.
- Barometer:** An instrument for measuring atmospheric pressure.
- Bulletin:** A public release from a Weather Bureau Hurricane Warning Center during periods between advisories giving latest details on the progress of the storm.
- Circulation:** In a broad sense the general or primary wind-flow patterns of the atmosphere. It consists of the polar easterlies, the westerlies of the middle latitudes, and the easterlies south of the subtropical high cells. The term is also applied to more localized wind patterns.

SEE?  
NO PATIENTS  
TODAY BECAUSE  
A HURRICANE  
IS COMING!



## LAP 8 · LIBRARY · SKILLS

COMMUNICATIONS: LIBRARY A & B

### THE PARTS OF THE BOOK PART II

#### 8. Bibliography:

A bibliography is a list of books either that the author has used in making his books and/or that the author suggests you read for additional information.

Like other parts of the book the bibliography is not always called a bibliography. It can be called "Suggested Reading" or "List of Sources" etcetera. Here are two actual bibliographies. The first is taken from 1001 Questions Answered About The Oceans and Oceanography by Robert W. Taber and Harold W. Bubach.



# LAP 8 - LIBRARY SKILLS

## COMMUNICATIONS: LIBRARY A & B

### THE PARTS OF THE BOOK PART II



### BIBLIOGRAPHY

#### General Works

- Ericson, David B. and Wollin, Goesta. *The Ever-Changing Sea*. New York: Alfred A. Knopf, 1967.
- Gordon, Bernard L. *Red Man and the Sea. Classic Accounts of Marine Explorations*. Garden City, N.Y.: The Natural History Press, 1970.
- Menard, Henry W. *Anatomy of an Expedition*. New York: McGraw-Hill Book Co., Inc., 1969.
- Miller, Robert C. *The Sea*. New York: Random House, 1966.
- Stephens, William M. *Science Beneath the Sea*. New York: G. P. Putnam's Sons, 1966.
- Stewart, Harris B., Jr. *Deep Challenge*. Princeton, N.J.: D. Van Nostrand Co., Inc., 1966.

#### Marine Geology

- Ericson, David B. and Wollin, Goesta. *The Deep and the Past*. New York: Alfred A. Knopf, 1964.
- Shepard, Francis. *The Earth Beneath the Sea*. Baltimore: The Johns Hopkins Press, 1959.
- Turekian, Karl H. *Ocean*. Englewood Cliffs, N.J.: Prentice-Hall, Inc., 1968.

#### Waves—Tides—Currents


- Bascom, Willard. *Waves and Beaches*. Garden City, N.Y.: Anchor Science Study Series, Doubleday & Company, Inc., 1964.
- Bigelow, Henry B. and Edmondson, W. F. *Wind Waves at Sea, Breakers and Surf*. Washington: U.S. Navy Hydrographic Office, 1947.
- Clemons, Elizabeth. *Waves, Tides, and Currents*. New York: Alfred A. Knopf, 1967.

#### Sea, Ice

- Dyson, James I. *The World of Ice*. New York: Alfred A. Knopf, 1962.

251

REMEMBER  
IT CAN BE  
CALLED A  
LIST OF SOURCES  
OR  
SUGGESTED  
READINGS




LAP 8 - LIBRARY SKILLS

COMMUNICATIONS: A & B

THE PARTS OF THE BOOK PART II

Hey you!  
ITs in The  
ATMOSPHERE  
not  
AT Homes



The next bibliography comes from the book Light and Electricity in the Atmosphere by Hal Hellman.




Suggested Reading

- Dibner, B., *Early Electrical Machines* (Burndy Library, Norwalk, Conn., 1957)
- Dunsheath, P., *Electricity: How it Works* (T. Y. Crowell Co., New York, 1960)
- Franklin, B., *Benjamin Franklin's Autobiography and Selected Writings* (Holt, Rinehart & Winston, Inc., New York, 1959)
- Halacy, D. S. Jr., *Radiation, Magnetism, and Living Things* (Holiday House, New York, 1966)
- Harvey, T., *The Quest of Michael Faraday* (Garden City Books, New York, 1961)
- Hellman, H., *The Art and Science of Color* (McGraw-Hill, Inc., New York, 1967)
- Klasz, Philip, J., *UFOs—Identified* (Random House, New York, 1968)
- Mann, M., *Revolution in Electricity* (Viking Press, New York, 1962)
- Menzel, D. H., and L. G. Boyd, *The World of Flying Saucers* (Doubleday, New York, 1963)
- Minnaert, M., *The Nature of Light & Colour in the Open Air* (Dover Publications, Inc., New York, 1954)
- Oddo, N., and E. Carini, *Exploring Static Electricity* (Holt, Rinehart & Winston, Inc., New York; available also with experimental kit)
- Orr, C. Jr., *Between Earth and Space* (The Macmillan Co., New York, 1959)
- Rossi, B., *Cosmic Rays* (McGraw-Hill, Inc., New York, 1964)
- Schonland, B., *The Flight of Thunderbolts* (Oxford University Press, New York, 1964)
- Sloane, E., *The Book of Storms* (Duell, Sloan and Pearce, New York, 1956)
- Viemeister, P. E., *The Lightning Book* (Doubleday, Garden City, New York, 1961)
- Wilson, J. T., *IGY: The Year of the New Moons* (Knopf, New York, 1961)
- Wohlrahe, R. A., *Exploring Electrostatics* (World Publishing Co., Cleveland, Ohio, 1965)

MAGAZINE ARTICLES

- Akasofu, S., "The Aurora," *Scientific American*, December, 1966
- Alfvén, H., "Electricity in Space," *Scientific American*, May 1952
- Anderson, R., et al., "Electricity in Volcanic Clouds," *Science*, May 28, 1965
- Blackwell, D. E., "The Zodiacal Light," *Scientific American*, July 1960
- Bostick, W. K., "Plasmoids," *Scientific American*, October 1957

See ?  
SUGGESTED  
READING






## LAP 8 - LIBRARY SKILLS

COMMUNICATIONS: LIBRARY A & B

### THE PARTS OF THE BOOK PART II



#### 19. The Index or Indexes:

An index is an alphabetical listing of every subject in the book and the page number on which the subject can be found. The index (plural is indexes or indices) is the heart and soul of the non-fiction book. Without an index most non-fiction books are poor, if not useless. The index is, therefore, much more valuable to the book user than is the table of contents. Here is an index taken from the book Light and Electricity in the Atmosphere by Hal Hellman.

THAT'S WHY  
THIS BOOK  
DOESN'T HAVE AN  
INDEX.



## LAP 8 - LIBRARY SKILLS

### COMMUNICATIONS: LIBRARY A & B

### THE PARTS OF THE BOOK PART II



## Index

- airglow, 12, 171-184  
Alfvén, Hannes, 116, 137, 204  
all-sky camera, 169  
alpha particles, 125, 185  
amber, 12  
ampere, 65  
angstrom, 175  
Appleton, E. V., 103, 105, 114  
Apollo spacecraft, 129  
Ark of the Covenant, 57  
atmosphere, 12, 73; as electric generator, 106; as electric motor, 107; charge in, 51, 91; conductivity of, 99; electrons in, 118; layers of, 73, 74; protons in, 130  
atmospherics, 114, 212  
atoms, 161, 182  
aurora, 11, 111, 156-170, 188; artificial, 202; australis, 164; borealis, 163  
Bachman, C. H., 208  
ball lightning, 12, 71, 130-155  
Barkhausen, Heinrich, 113  
Battelle Memorial Institute, 211  
Becquerel, Henri, 95  
Bernmann, L. F., 133  
Birkeland, K., 167  
Breit, Gregory, 104  
brush discharge, 11; *see also* point discharge  
Burr, Harold S., 208  
capacitor, 35, 39, 58, 65  
Cardano, Giralamo, 17  
Carpenter, M. Scott, 184  
cathode ray tube, 159-161  
Celsius, Andreas, 157  
Chapman, Sydney, 118  
charge, 19, 30, 50; conservation of, 32; on earth, 93, negative and positive, 27, 31, 34; resinous and vitreous, 19, separation of, 83, 90, 213; *see also* thundercloud; charge on  
click, 69, 114  
Collinson, Peter, 33  
Committee on Space Research (COSPAR), 184  
condenser, 30, *see also* capacitor  
conductor, 21, 35  
Cook, Capt. James, 164  
Cooper, L. Gordon, 184  
corona, 11, 52; *see also* point discharge  
corosant, *see* St. Elmo's fire  
cosmic rays, 83, 95, 97-99, 125, 188, 213, and Van Allen belts, 132  
coulomb, 95  
counterglow, 173  
Crookes tube, 159-161  
cumulonimbus, *see* thundercloud  
cumulus, 75  
current, 65, 93; in the atmosphere, 103, 106  
cyclotron, 121; radiation, 121  
Dalibard, J. F., 44  
dayglow, 174, *see also* airglow  
de Coulomb, C. A., 25, 94  
Delor's experiment, 44  
dielectric (nonconductor), 21, 35, 65

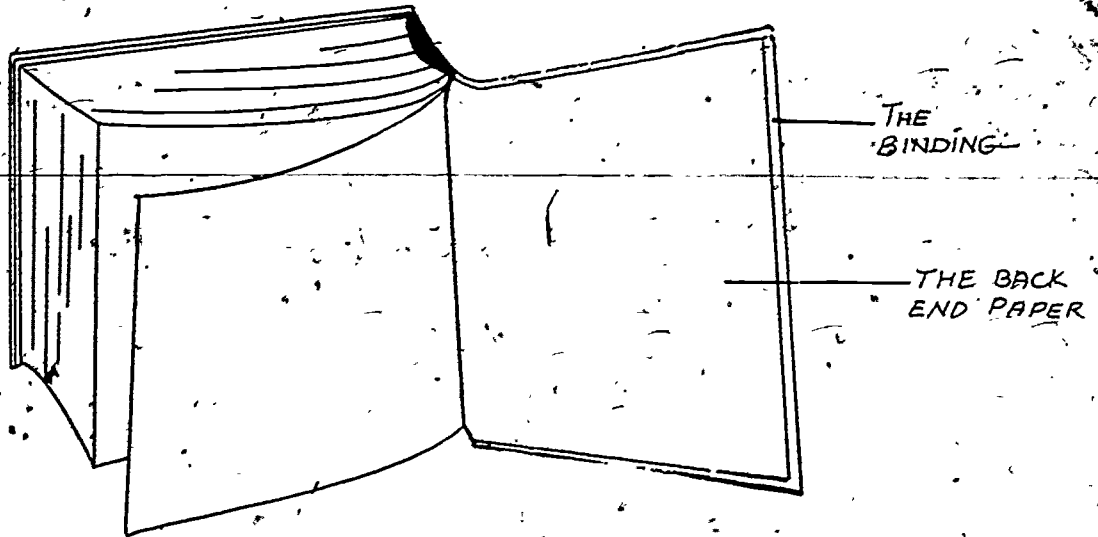
## LAP 8 - LIBRARY SKILLS

### COMMUNICATIONS: LIBRARY A & B

#### THE PARTS OF THE BOOK PART II

#### 10. Back End Papers:

The back end paper is the sheet that is glued to the back binding. Here is a drawing of this sheet:



When the end papers (front and back) are illustrated with important information or pictures the librarians try to select another page on which to place the book pocket and card. Most times, however, the end papers are blank so there is no problem.

Now are you wise?

Analyze?



LAP 8 - LIBRARY SKILLS

COMMUNICATIONS: LIBRARY A & B

THE PARTS OF THE BOOK PART II

THEY WILL BECAUSE I WAS THEIR TEACHER



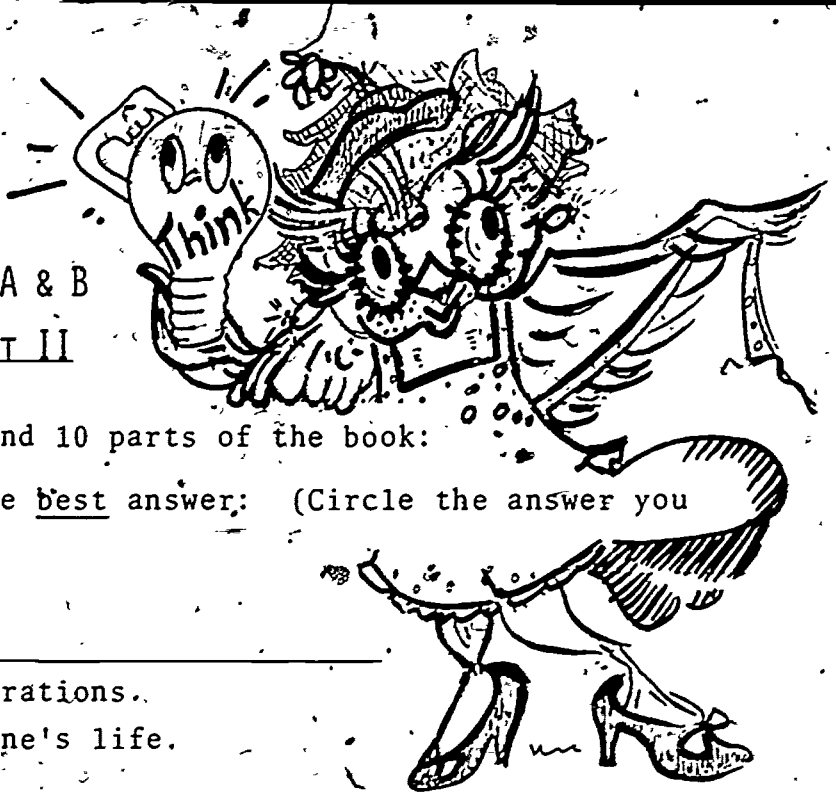
Be sure to write the correct answer



Test number one on the parts of the book 1. through 10.

1. A small dictionary of the terms used in the books is called  
\_\_\_\_\_
2. "The author wished to thank the following people and companies for their help in writing this book . . . ." This is called the  
\_\_\_\_\_
3. The list of sources used by the author in writing the book is called  
\_\_\_\_\_
4. The alphabetical list of the subjects in the book and the pages on which they can be found is called  
\_\_\_\_\_
5. The author's listing of pictures used in the book is called  
\_\_\_\_\_
6. The author wishes to explain why he wrote the book. This is called  
\_\_\_\_\_
7. The usually blank page glued to the back inside binding is called  
\_\_\_\_\_
8. The main portion of the book without all the other parts is called  
\_\_\_\_\_
9. The additional information the author thinks is important enough to be added to the book after the text is called  
\_\_\_\_\_
10. The part of the book listing the sections or chapters is called  
\_\_\_\_\_


LAP 8 - LIBRARY SKILLS  
COMMUNICATIONS: LIBRARY A & B  
THE PARTS OF THE BOOK PART II



Test number 2 on the second 10 parts of the book:

Multiple choice. Pick the best answer: (Circle the answer you choose)

1. A bibliography is \_\_\_\_\_
  - a. a list of illustrations.
  - b. a story of someone's life.
  - c. a list of books.
  - d. the author's way of honoring a friend or relative.
2. A list of illustrations is \_\_\_\_\_
  - a. a list of books.
  - b. a list of pictures.
  - c. a list of magazines.
  - d. a list of subjects in the book.
3. A body is \_\_\_\_\_
  - a. the first portion of the book.
  - b. the last portion of the book.
  - c. the main portion of the book.
  - d. all the parts of the book except the main portion.
4. A glossary is \_\_\_\_\_
  - a. a list of subjects in the book.
  - b. a list of pictures in the book.
  - c. a list of books.
  - d. a list of words and their meanings.
5. A preface is \_\_\_\_\_
  - a. a picture opposite the title page.
  - b. introductory remarks before the body begins.
  - c. a little bit of information added after the body.
  - d. an alphabetical list of subjects in the book.



continue!

## LAP 8 - LIBRARY SKILLS

### COMMUNICATIONS: LIBRARY A & B

#### THE PARTS OF THE BOOK PART II

Test number 2 on the second 10 parts of the book:

Multiple choice. Pick the best answer:

(continued)



6. Acknowledgments are \_\_\_\_\_
  - a. introductory remarks before the body.
  - b. a listing of chapters and page numbers.
  - c. thanks given by the author.
  - d. the author's way of honoring a friend or relative.
7. A table of contents is \_\_\_\_\_
  - a. an alphabetical listing of subjects with page numbers.
  - b. the blank pages attached to the binding.
  - c. the main portion of the book.
  - d. a listing of chapters.
8. An appendix is \_\_\_\_\_
  - a. a list of books,
  - b. additional information after the body.
  - c. introductory remarks before the body.
  - d. a picture opposite the title page.
9. Back end papers are \_\_\_\_\_
  - a. the paper introducing the book.
  - b. the paper with a picture on it.
  - c. the papers with thanks.
  - d. the paper attached to the binding.
10. The index is \_\_\_\_\_
  - a. an alphabetical list of books.
  - b. an alphabetical list of words with their meanings.
  - c. an alphabetical list of subjects in the book.
  - d. an alphabetical list of illustrations.



## LAP 8 - LIBRARY SKILLS

COMMUNICATIONS: LIBRARY A & B

### THE PARTS OF THE BOOK PART II



Finish the book you started in "Parts of the Book - I". Use your imagination and creativity and invent at least a one or two page body, a short preface going before the body, an appendix, a glossary, an index, etc.

Neatness will count a very great deal on your grade. Also counting heavily will be cleverness, imagination, and creativity. Some decoration should be used on the cover, and in the book. These could be designs, pictures, drawings, lettering, etc.

Your grade on this part of the LAP's will count a great deal on your final grade in the course! So do your best!

